

2014-15 NOTRE DAME WOMEN'S BASKETBALL SCHEDULE

NOVEMBER

5	Wed.	FERRIS STATE (exhibition)	Notre Dame, Ind. (Purcell Pavilion at the Joyce Center)	7 p.m.
14	Fri.	UMASS LOWELL (WatchND)	Notre Dame, Ind. (Purcell Pavilion at the Joyce Center)	6 p.m.
19	Wed.	at Michigan State (BTN)	East Lansing, Mich. (Breslin Center)	7 p.m.
21	Fri.	CHATTANOOGA (WatchND)	Notre Dame, Ind. (Purcell Pavilion at the Joyce Center)	5 p.m.

NAISMITH MEMORIAL BASKETBALL HALL OF FAME WOMEN'S CHALLENGE

23	Sun.	HOLY CROSS (WatchND)	Notre Dame, Ind. (Purcell Pavilion at the Joyce Center)	5 p.m.
		Harvard vs. Quinnipiac	Notre Dame, Ind. (Purcell Pavilion at the Joyce Center)	7 p.m.
24	Mon.	HARVARD (WatchND)	Notre Dame, Ind. (Purcell Pavilion at the Joyce Center)	6 p.m.
		Holy Cross vs. Quinnipiac	Notre Dame, Ind. (Purcell Pavilion at the Joyce Center)	8 p.m.
25	Tues.	QUINNIPAC (WatchND)	Notre Dame, Ind. (Purcell Pavilion at the Joyce Center)	6 p.m.
		Harvard vs. Holy Cross	Notre Dame, Ind. (Purcell Pavilion at the Joyce Center)	8 p.m.
30	Sun.	vs. Kansas	Uncasville, Conn. (Mohegan Sun Arena)	1 p.m.

DECEMBER

3	Wed.	(1) MARYLAND (ESPN3)	Fort Wayne, Ind. (Allen County War Memorial Coliseum)	7 p.m.
6	Sat.	(2) CONNECTICUT (ESPN)	Notre Dame, Ind. (Purcell Pavilion at the Joyce Center)	3:15 p.m.
10	Wed.	at DePaul (Fox Sports 2)	Chicago, Ill. (McGrath-Phillips Arena)	8 p.m. CT
13	Sat.	MICHIGAN (WatchND)	Notre Dame, Ind. (Purcell Pavilion at the Joyce Center)	1 p.m.
21	Sun.	SAINT JOSEPH'S (PA.) (WatchND)	Notre Dame, Ind. (Purcell Pavilion at the Joyce Center)	1 p.m.
28	Sun.	at UCLA (Pac-12)	Los Angeles, Calif. (Pauley Pavilion)	1 p.m. PT

JANUARY

2	Fri.	FLORIDA STATE* (WatchND)	Notre Dame, Ind. (Purcell Pavilion at the Joyce Center)	7 p.m.
4	Sun.	at Syracuse* (ACC-RSN)	Syracuse, N.Y. (Carrier Dome)	1 p.m.
8	Thurs.	at Miami*	Coral Gables, Fla. (BankUnited Center)	7 p.m.
11	Sun.	BOSTON COLLEGE* (WatchND)	Notre Dame, Ind. (Purcell Pavilion at the Joyce Center)	1 p.m.
15	Thurs.	at North Carolina* (ACC-RSN)	Chapel Hill, N.C. (Carmichael Arena)	7 p.m.
19	Mon.	TENNESSEE (ESPN2 - Big Monday)	Notre Dame, Ind. (Purcell Pavilion at the Joyce Center)	7 p.m.
22	Thurs.	GEORGIA TECH* (ESPN3)	Notre Dame, Ind. (Purcell Pavilion at the Joyce Center)	7 p.m.
24	Sat.	at Clemson*	Clemson, S.C. (Littlejohn Coliseum)	5 p.m.
29	Thurs.	at Virginia Tech* (ESPN3)	Blacksburg, Va. (Cassell Coliseum)	7 p.m.

FEBRUARY

1	Sun.	WAKE FOREST* (ACC-RSN)	Notre Dame, Ind. (Purcell Pavilion at the Joyce Center)	1 p.m.
5	Thurs.	VIRGINIA* (ESPN3)	Notre Dame, Ind. (Purcell Pavilion at the Joyce Center)	7 p.m.
8	Sun.	at Boston College*	Chestnut Hill, Mass. (Conte Forum)	1 p.m.
16	Mon.	DUKE* (ESPN2 - Big Monday)	Notre Dame, Ind. (Purcell Pavilion at the Joyce Center)	9 p.m.
19	Thurs.	at Georgia Tech* (ACC-RSN)	Atlanta, Ga. (McCamish Pavilion)	7 p.m.
23	Mon.	LOUISVILLE* (ESPN2 - Big Monday)	Notre Dame, Ind. (Purcell Pavilion at the Joyce Center)	7 p.m.
26	Thurs.	PITTSBURGH* (WatchND)	Notre Dame, Ind. (Purcell Pavilion at the Joyce Center)	7 p.m.

MARCH

1	Sun.	at North Carolina State* (ESPN3)	Raleigh, N.C. (Reynolds Coliseum)	2 p.m.
4	Wed.	(3) ACC First Round	Greensboro, N.C. (Greensboro Coliseum)	TBA
5	Thurs.	(3) ACC Second Round	Greensboro, N.C. (Greensboro Coliseum)	TBA
6	Fri.	(3) ACC Quarterfinals	Greensboro, N.C. (Greensboro Coliseum)	TBA
7	Sat.	(3) ACC Semifinals	Greensboro, N.C. (Greensboro Coliseum)	TBA
8	Sun.	(3) ACC Championship	Greensboro, N.C. (Greensboro Coliseum)	TBA
20-21	Fri.-Sat.	(4) NCAA First Round (ESPN/ESPN2)	Campus sites	TBA
22-23	Sun.-Mon.	(4) NCAA Second Round (ESPN/ESPN2)	Campus sites	TBA
27-28	Fri.-Sat.	(5) NCAA Regional Semifinals (ESPN/ESPN2)	Selected sites	TBA
29-30	Sun.-Mon.	(5) NCAA Regional Finals (ESPN/ESPN2)	Selected sites	TBA

APRIL

5	Sun.	(6) NCAA National Semifinals (ESPN)	Tampa, Fla. (Amalie Arena)	TBA
7	Tues.	(6) NCAA National Championship (ESPN)	Tampa, Fla. (Amalie Arena)	TBA

* - indicates Atlantic Coast Conference game

(1) ACC/Big Ten Challenge (Allen County War Memorial Coliseum - Fort Wayne, Ind.)

(2) Jimmy V Women's Classic (Purcell Pavilion at the Joyce Center - Notre Dame, Ind.)

(3) ACC Championship (Greensboro Coliseum - Greensboro, N.C.)

(4) NCAA Championship - First & Second Rounds (campus sites)

(5) NCAA Championship - Regionals (Albany, N.Y.; Greensboro, N.C.; Oklahoma City, Okla.; Spokane, Wash.)

(6) NCAA Championship - Women's Final Four (Amalie Arena - Tampa, Fla.)

ESPN/ESPN2/ESPN3 - games televised on ESPN networks also may be streamed live on WatchESPN.com, WatchESPN app, Xbox LIVE and Apple TV

ACC-RSN - games televised on ACC-Regional Sports Networks package (check local listings)

BTN - game televised on Big Ten Network

Pac-12 - game televised on Pac-12 Networks

WatchND - games streamed live and free of charge on official Notre Dame athletics multimedia platform, WatchND (WatchND.tv)

All Times Eastern unless noted // Dates and times subject to change

All home games listed in **BOLD CAPS** and played in Purcell Pavilion at the Joyce Center (capacity 9,149) in Notre Dame, Ind.) unless noted

2014-15 NOTRE DAME WOMEN'S BASKETBALL

MADISON CABLE

WHITNEY HOLLOWAY

MARKISHA WRIGHT

LINDSAY ALLEN

JEWELL LOYD

2014-15
NOTRE DAME
FIGHTING IRISH
ACC

NOTRE DAME WOMEN'S BASKETBALL



4 NCAA National
Championship Games
(one of five schools in Division I history)



6 NCAA
Women's Final Four Berths
(one of five schools in Division I history)



16 All-Americans



12 NCAA Sweet Sixteen Trips



2001 National Championship



21 NCAA
Championship Appearances



18 Conference
Championships
(11 regular season, 7 tournament)



.939 Winning Percentage In Past
Three Seasons *(best in the nation)*



189 Wins In Past Six Seasons
(second-best in the nation)

Has A Nice Ring To It



Table Of Contents

INTRODUCTION

Table of Contents/Credits	1
University of Notre Dame	2
University Leadership	3-4
Media Information/Quick Facts	6
Covering The Irish	7
Irish Television	8
Media Outlets	9
Purcell Pavilion at the Joyce Center	10-11
Irish Women's Basketball From A-Z	12-14

2014-15 SEASON PREVIEW

2014-15 Season Preview	16-19
Team Rosters/Team Photo/Roster Breakdowns/Pronunciation Guide	20

STUDENT-ATHLETES

Lindsay Allen	22-23
Madison Cable	24-25
Whitney Holloway	26-27
Hannah Huffman	28-29
Jewell Loyd	30-32
Michaela Mabrey	33-34
Kristina Nelson	35
Taya Reimer	36-37
Diamond Thompson	38
Markisha Wright	39-40
Mychal Johnson	41
Brianna Turner	41-42
Kathryn Westbeld	42

COACHING STAFF

Head Coach Muffet McGraw	44-48
Q&A with Muffet McGraw	49
Associate Head Coach Carol Owens	50-51
Associate Coach Beth Cunningham	52-53
Assistant Coach Niele Ivey	54-55
Video Coordinator Garret Garcia/ Operations Specialist Katie Schwab	56
Support Staff (Achonwa/Bodensteiner/Cheek/ Hall)	57
Support Staff (Lewis/Marquez/Masters/ Student Managers)	58

2014-15 OPPONENTS

Boston College/Chattanooga/Clemson/ Connecticut/DePaul/Duke	60
Florida State/Georgia Tech/Harvard/Holy Cross/ Kansas/Louisville	61
Maryland/UMass Lowell/Miami/Michigan/ Michigan State/North Carolina	62
North Carolina State/Pittsburgh/Quinnipiac/ Saint Joseph's (Pa.)	63
ACC Tournament/NCAA Tournament	63

Syracuse/Tennessee/UCLA/Virginia/ Virginia Tech/Wake Forest	64
The Atlantic Coast Conference	65
Fighting Irish Travel	66
Travel Plans	67
Opponent SID Directory	68

2013-14 SEASON IN REVIEW

2013-14 Season Notebook	70-71
2013-14 Results	72
2013-14 Statistics	73
2013-14 Superlatives	74
2013-14 Game-by-Game Statistics	75
2013-14 Points-Rebounds-Assists	76
2013-14 Miscellaneous Statistics	77
2013-14 Box Scores	78-90
Graduated Monogram Winners Natalie Achonwa	91-93
Ariel Braker	94-95
Kayla McBride	96-98

RECORDS

Team Single-Game Records	100-101
Individual Single-Game Records	102
Purcell Pavilion/Joyce Center Records	103-104
Team Single-Season Records	105-107
Individual Single-Season Records	107-109
Individual Records By Class	110-117
Career Records	118-119
Opponent Records	120
Scoring Leaders	121
1,000-Point Scorers	122-132
Year-by-Year Leaders	133-134
Year-by-Year Statistics	135-136

HISTORY

All-Time Roster	138-139
All-Time Numerical Roster	140-141
All-Time Captains	141
Year-by-Year Results	142-151
All-Time Coaching Records	152
In Rankings	153-157
NCAA Championship History	158
2001 NCAA National Champions	159-160
Individual NCAA Championship Records	161
Team NCAA Championship Records	162
Opponent NCAA Championship Records	163
All-Time Series Results	164-175
Series vs. Opponents	176
Honors and Awards	177-180
National Team Players	181-183
Broadcast Roster	184

CREDITS

The 2014-15 NOTRE DAME WOMEN'S BASKETBALL MEDIA GUIDE is a copyright production of the University of Notre Dame Athletic Media Relations Department, Joyce Center, Notre Dame, IN 46556, AC (574) 631-7516.

Graphic design and layout by Cathy J. Scholz of C Graphics in Granger, Ind.

Photos by: Ray Acevedo, Mike and Sue Bennett of Lighthouse Imaging, Matt Cashore, Winston Chow, Pat Coveney, John Dlugolecki, Linda Dunn, Vanessa Gempis, Getty Images/ WNBA Photos, Heather Gollatz, Jeff Jacoby, Kaitlyn Kiely, Kevin Leahy/Brian Spurlock Photography, Jerry Margolis, Maria Massa, Bro. Charles McBride C.S.C., Stephanie Menio, Bill Panzica/Sporting Shots, Gary Paczesny, Joe Raymond, Marcus Snowden, Ben Solomon/BIG EAST Conference, Bob Stowell, Brian Tirpak, Allison Wagner and USA Basketball.

This publication was written, compiled and edited by Chris Masters. Editorial assistance provided by John Heisler. Special thanks to all previous Notre Dame women's basketball SIDs, Amy Ufnowski from the Atlantic Coast Conference Communications & Public Relations Office, and all opponent SIDs for their invaluable contributions to this publication.

Printing by Xerox Corporation.

© University of Notre Dame, Athletic Media Relations Department, 2014. All rights reserved.

INTRODUCTION

2014-15 SEASON PREVIEW

STUDENT-ATHLETES

COACHING STAFF

2014-15 OPPONENTS

2013-14 SEASON IN REVIEW

RECORDS

HISTORY



University of Notre Dame



When Father Edward F. Sorin arrived in the northern Indiana wilderness, he had only \$310, three log buildings badly in need of repair and a far-sighted vision of establishing a liberal arts school to meet the growing educational needs of the frontier. He dreamed of building a great university, and in 1842, he founded the University of Notre Dame du Lac.

Over the years, Notre Dame would evolve into a preeminent place for Catholic thought. While becoming one of the top undergraduate institutions in the country, Notre Dame also has been at the cutting edge of research, including such innovations as the transmission of wireless messages and the development of synthetic rubber. Today researchers are achieving breakthroughs in astrophysics, radiation chemistry, environmental sciences, tropical disease transmission, cancer, robotics, and nanoelectronics.

The University also has stressed residential life, with four of five students living on campus in 29 residence halls that serve as the focal point of social, spiritual and athletic activities. Notre Dame is one of a handful of universities with a truly international student body, coming from more than 100 nations and all 50 states. Students come to Notre Dame not only to learn how to think, but to learn how to live, keeping faith with the vision of Fr. Sorin.

Notre Dame is one of the few universities to regularly rank in the top 25 in the *U.S. News & World Report* survey of America's best colleges and the Learfield Sports Directors'



Cup standings of the best overall athletics programs. The University is second only to KU Leuven of Belgium among all Catholic universities worldwide, according to the 2012 *Times Higher Education* survey, and the Mendoza College of Business at Notre Dame boasts the No. 1 undergraduate business program in the nation according to Bloomberg *BusinessWeek*.





Rev. John I. Jenkins, C.S.C. President

Rev. John I. Jenkins, C.S.C., is in his second five-year term as the 17th president of the University of Notre Dame. His vision is for Notre Dame to be the Catholic research university for our time – an institution that unifies, enlightens and heals by engaging in scholarship of the first rank while maintaining its distinctive Catholic character and long-time excellence in undergraduate education.

During his tenure, Notre Dame has made significant progress toward its research goal, including selection as the lead partner in the Midwest Institute for Nanoelectronics Discovery and the Center for Low Energy Systems Technology, the creation of the Innovation Park research facility, and the construction of Stinson Remick Hall of Engineering.

His commitment to undergraduate education has been marked by the Notre Dame Forums, yearlong initiatives that have

examined important issues such as religion and world conflict, global health, immigration, education and energy.

The University's Catholic identity has been strengthened during Father Jenkins' tenure in multiple ways, including the appointment of a coordinator for University life initiatives and the construction of multimillion-dollar facilities for the Institute for Church Life, including the Center for Social Concerns, and the Institute for Educational Initiatives, which includes the Alliance for Catholic Education. Father Jenkins earned bachelor's and master's degrees in philosophy from Notre Dame in 1976 and 1978, respectively, and was ordained a priest of the Congregation of Holy Cross in 1983. He holds advanced degrees from

Oxford and the Jesuit School of Theology. He is a professor of philosophy and the author of *Knowledge and Faith in Thomas Aquinas*.

A native of Omaha, Neb., Father Jenkins was born Dec. 17, 1953.



Thomas G. Burish
Provost



John Affleck-Graves
Executive Vice President



Richard C. Notebaert
Chairman, Notre Dame
Board of Trustees



Patricia Bellia
NCAA Faculty Representative

President Leadership Council

Thomas G. Burish
Provost

John F. Affleck-Graves
Executive Vice President

David C. Bailey
Associate Vice President for Strategic Planning

Robert J. Bernhard
Vice President for Research

Paul J. Browne
Vice President for Public Affairs and Communications

Laura Carlson
Vice President and Associate Provost

Marianne Corr
Vice President and General Counsel

J. Nicholas Entrikin
Vice President and Associate Provost for Internationalization

Ann M. Firth
President's Chief of Staff

Erin Hoffmann Harding
Vice President for Student Affairs

Rev. James B. King, C.S.C.
Religious Superior of Holy Cross Priests and Brothers at Notre Dame and Director of Campus Ministry

Ronald Kraemer
Vice President for Information Technology and Chief Information and Digital Officer

Rev. William M. Lies, C.S.C.
Vice President for Mission Engagement and Church Affairs

Scott C. Malpass
Vice President and Chief Investment Officer

Christine M. Maziar
Vice President and Senior Associate Provost

Robert K. McQuade
Vice President for Human Resources

Daniel J. Myers
Vice President and Associate Provost

Louis M. Nanni
Vice President for University Relations

John A. Sejtmanaj
Vice President for Finance

Jack Swarbrick
Vice President and Director of Athletics

Jack Swarbrick

Vice President • Director of Athletics

John B. "Jack" Swarbrick Jr., a University of Notre Dame graduate now in his seventh year in 2014-15 as vice president and director of athletics at his alma mater, has attached his signature to a variety of new initiatives during his tenure:

- Launching of Fighting Irish Digital Media—a major enterprise that delivers better information about and access to Notre Dame and its athletic programs via expanded production and distribution of programming.
- Developing a plan for expanding Notre Dame Stadium in order to make it a year-round asset for the University while also improving the game day experience for student-athletes and fans.

That initiative became reality with the 2014 announcement of the Campus Crossroads Project that will add new structures to three sides of Notre Dame's home football facility -- creating new homes for student activities and recreation, digital media, as well as academic disciplines anthropology, psychology, music and sacred music.

- Creation of new community outreach and youth programming activities.
- Building of student-athlete programs and services that expand recognition of high academic achievement—and mentor and facilitate career development.
- Meeting the performance needs of Notre Dame student-athletes through establishment of a new sports performance division.

In 2012-13 and 2013-14 combined, Swarbrick played a major role in four significant announcements that positively impacted Notre Dame on the national collegiate scene:

- Membership for Notre Dame's athletic teams (other than football and hockey) in the Atlantic Coast Conference beginning with the 2013-14 athletic seasons. In football, Notre Dame will play five games per year against ACC opponents beginning in 2014 and also have full access to the league's list of postseason bowl options. Notre Dame hockey now plays in Hockey East.
- An extension of the University's relationship with NBC Sports through the 2025 football season.
- The 2014 announcement of an unmatched 10-year relationship with Under Armour to provide performance footwear, apparel and equipment for Irish athletic programs. In addition to being a shareholder in Under Armour, Notre Dame will collaborate with Under Armour in the areas of sport technology, product development, and athlete performance.

-- Creation by the Bowl Championship Series of the four-team College Football Playoff to begin with the 2014 season, with Notre Dame maintaining viable access into that system.

Swarbrick's first six years combined featured a variety of on-and off-the-field Notre Dame athletics successes:

- The best across-the-board athletic season in Notre Dame history in 2013-14 as Irish men's programs claimed the Capital One Cup and 22 of 26 sports overall advanced to postseason play, enabling Notre Dame to finish a best-ever third in the National Association of Collegiate Directors of Athletics all-sports standings.
- Number-one rankings for Notre Dame (among Football Bowl Subdivision schools) in the seven most recent NCAA Graduation Success Rate (GSR) surveys -- in 2013 at 99 for all-student-athletes. The Irish football program has ranked number one in those listings four of the last five years.
- An appearance in the Bowl Championship Series football title game following the 2012 season -- in an unprecedented year in which the Irish finished the regular season 12-0 to rank number one in the final BCS poll while also ranking number one

in the GSR standings.

- NCAA championships in 2013 in men's soccer, 2011 in fencing (a men's and women's combined championship) and 2010 in women's soccer.
- NCAA runner-up team finishes in 2014, 2012 and 2011 in women's basketball, 2014 and 2010 in men's lacrosse, 2013 and 2009 in fencing and 2008 in women's soccer.
- NCAA semifinal appearances in women's basketball in 2013, men's lacrosse in 2012, hockey in 2011, women's tennis in 2009 and 2010 and women's soccer in 2009, plus 2010 and 2012 third-place fencing finishes.
- Construction of the 5,022-seat Compton Family Ice Arena that opened for the 2011-12 season and features two sheets of ice (one Olympic sized). The 2009-10 school year also featured dedications of new facilities for soccer and lacrosse -- as well as opening of the new Purcell Pavilion within the south dome of the Joyce Center.

• 193 All-America selections and 36 Academic All-America honorees over those six combined years.

Before coming back to Notre Dame, Swarbrick rose to national prominence as a lawyer, consultant and executive in the collegiate and Olympic sports industries.

Born in Yonkers, N.Y., and raised in Yonkers and Bloomington, Ind., he is a 1976 magna cum laude graduate of Notre Dame with a bachelor's degree in economics. Upon graduating from Stanford University Law School in 1980, he returned to Indiana to accept a position as an associate in the Indianapolis law firm Baker & Daniels, one of the largest in the state. He was made partner in 1987 and spent 28 years with the firm.

As a member of the Indiana Sports Corporation, including the chairmanship from 1992 to 2001, Swarbrick led many of Indianapolis' successful proposals to a wide array of athletics organizations -- from the National Football League (NFL) to the United States Olympic Committee (USOC) to the Big Ten Conference. His leadership efforts resulted in the city:

- Earning the right to play host to the 2012 Super Bowl in Indianapolis at Lucas Oil Stadium.
- Becoming the home of the National Collegiate Athletic Association (NCAA) national headquarters in 1999.
- Hosting the 1987 Pan American Games, where Swarbrick served as the director of competition.
- Hosting the 1991 World Gymnastics Championships.
- Hosting NCAA Men's Basketball Final Fours and other college championship competitions and a wide array of national and world championships in the Olympic sports.

In 2000 Swarbrick received one of the NCAA's highest honors, The Flying Wedge Award, for his work in establishing Indianapolis as the new home of the NCAA. In 2001 he was honored by the State of Indiana with the Sagamore of the Wabash Award. In 2002 he received the Pathfinder Award from Youthlinks Indiana for his service to youth in the state of Indiana.

He received an honorary monogram from the Notre Dame Monogram Club in 2013.

Born March 19, 1954, Swarbrick became Notre Dame's 12th athletics director on July 16, 2008. He and his wife, Kimberly, are the parents of four children: Kate, a 2010 graduate of Saint Louis University; Connor, a 2011 graduate of Wake Forest University; Cal, a 2014 graduate of TCU; and Christopher, a University of Notre Dame senior.





UNDER ARMOUR®

UNDER ARMOUR IS PROUD TO OUTFIT UNIVERSITY OF NOTRE DAME BASKETBALL
IN THE WORLD'S MOST INNOVATIVE FOOTWEAR, UNIFORMS, AND TRAINING GEAR.

PROTECT THIS HOUSE.®



I WILL.

UA.COM





Media Information

Notre Dame Quick Facts

Location	Notre Dame, Indiana
Founded	1842
Conference	Atlantic Coast
Enrollment	8,475 (undergraduate)/12,126 (total)
Arena (Capacity)	Purcell Pavilion at the Joyce Center (9,149)
Colors	Gold and Blue
Nickname	Fighting Irish
School Fight Song	Notre Dame Victory March
President	Rev. John I. Jenkins, C.S.C.
Provost	Thomas G. Burish
Executive Vice President	John Affleck-Graves
NCAA Faculty Representative	Patricia Bellia

Athletics Department

phone: (574) 631-6107

fax: (574) 631-8231

112 Joyce Center, Notre Dame, IN 46556

University Vice President/Athletics Director	Jack Swarbrick (Notre Dame '76)
Senior Deputy AD/Sport Operations	Missy Conboy (Notre Dame '82)
Deputy AD/Business Development	Jim Fraleigh (Notre Dame '88)
Senior Associate AD/Compliance (WBB)	Jill Bodensteiner (Notre Dame '91)
Senior Associate AD/Student-Athlete Services	Mike Harrity (Kansas '99)
Senior Associate AD/Media Relations	John Heisler (Missouri '77)
Senior Associate AD/Business Operations	Tom Nevala (Notre Dame '90)
Senior Associate AD/Administration	Jody Sadler (Notre Dame '92)
Senior Associate AD/Digital Media & Branding	Dan Skendzel (Notre Dame '91)
Associate AD/Facilities	Michael Danch (Notre Dame '67)
Associate AD/Athletics Operations	Beth Hunter (Providence '88)
Associate AD/Football Operations	Chad Klunder (Wartburg '95)
Assistant AD/Media Relations	Bernadette Cafarelli (Notre Dame '83)
Assistant AD/Event Management	Monica Cundiff (Illinois '92)
Assistant AD/Ticketing & Technology	Rob Kelly (Notre Dame '03)
Assistant AD/Community Commitment	Maureen McNamara (Illinois '84)
Assistant AD/Marketing	Brian Pracht (Emporia State '94)
Assistant AD/Monogram Club	Brant Ust (Notre Dame '01)
Assistant AD/Compliance	Jennifer Vining-Smith (Manchester '00)

Women's Basketball

phone: (574) 631-5420

112 Joyce Center, Notre Dame, IN 46556

Head Coach

Muffet McGraw (Saint Joseph's (Pa.) '77)

Record at Notre Dame: 663-218 (.753) - entering 28th season

Overall Record: 751-259 (.744) - entering 33rd season

Associate Head Coach	Carol Owens (Northern Illinois '90)
Associate Coach	Beth Cunningham (Notre Dame '97)
Assistant Coach/Recruiting Coordinator	Niele Ivey (Notre Dame '00)
Video Coordinator	Garret Garcia (Toledo '12)
Operations Specialist	Katie Schwab (Saint Mary's, Ind. '13)
Operations Specialist	Natalie Achonwa (Notre Dame '14)
Special Events Coordinator	Sharla Lewis
Athletics Trainer	Anne Marquez
Strength and Conditioning Coach	Craig Cheek
Academic Counselor	Amanda Hall
Equipment Manager	Kathy Speybroeck
Student Managers	Giuliana Figliomeni, Becca Moore, Lizzy Moulton, Allie Griffith, Katie Higgins, Jasmine Smith

Athletic Media Relations

Mailing Address	Athletic Media Relations Office C112 Joyce Center, Second Floor Notre Dame, IN 46556
Phone	(574) 631-7516
Fax	(574) 631-7941
Purcell Pavilion Press Row	(574) 631-5309
Web Site	www.UND.com
Senior Associate AD/Media Relations	John Heisler (Missouri '77) e-mail: heisler.1@nd.edu
Assistant AD/Media Relations	Bernadette Cafarelli (Notre Dame '83) e-mail: cafarelli.1@nd.edu
Director of Football Media Relations	Michael Bertsch (Walsh '98) e-mail: bertsch.3@nd.edu
Associate Media Relations Director	Tim Connor (Ohio '82) e-mail: connor.21@nd.edu
Associate Media Relations Director (WBB)	Chris Masters (Ohio Wesleyan '96) office phone: (574) 631-8032 personal phone: (574) 532-4166 e-mail: masters.5@nd.edu Twitter: @NDsidMasters
Assistant Media Relations Director	Sean Carroll (Indiana '02) e-mail: carroll.64@nd.edu
Assistant Media Relations Director (WBB)	Russell Dorn (Furman '08) e-mail: dorn.7@nd.edu
Assistant Media Relations Director	Leigh Torbin (Massachusetts '98) e-mail: torbin.1@nd.edu
Media Relations Assistant	Tony Jones (St. Bonaventure '11) e-mail: jones.419@nd.edu
Media Relations Assistant	Joanne Norell (Purdue '11) e-mail: jnorell@nd.edu
Media Services Coordinator	Lizzie Mikes
Senior Staff Assistant	Carol Copley

Ticket Information

phone: (574) 631-7356

Murnane Family Athletics Ticket Office
Gate 9/Rosenthal Atrium, Purcell Pavilion
Notre Dame, IN 46556

Season Ticket Prices

Individual	SOLD OUT
Full-Time Faculty/Staff	SOLD OUT
Fan Pack (4 tickets)	SOLD OUT
Fan Pack - Faculty/Staff (4 tickets)	SOLD OUT

Single Game Ticket Prices

Adult*	\$9 (lower arena)/\$8 (upper arena)
Youth/Senior*^	\$6 (lower arena)/\$5 (upper arena)
Notre Dame/Saint Mary's/Holy Cross students	Free (with ID)

* - prices slightly higher for Connecticut, Tennessee, Duke and Louisville games

^ - youths 21 and younger (with valid ID) and seniors 55 and older

NOTE: Some tickets may be available on game day due to returns from visiting teams and other constituencies

Ticket Office/Parking Information

The Notre Dame Murnane Family Athletics Ticket Office is open 8:30 a.m.-5 p.m. (ET) weekdays. Visa, MasterCard and American Express are accepted. On game days, tickets are sold at the Gate 9 ticket windows of Purcell Pavilion. In addition, tickets are sold on-line 24 hours a day through the official Notre Dame athletics ticketing web site (UND.com/buytickets); service charges apply. Parking is free for all Fighting Irish women's basketball games in the main lot south of Purcell Pavilion.



The Notre Dame Athletic Media Relations Office welcomes interest in the Notre Dame women's basketball program by the media and looks forward to serving members of the media during the upcoming season. We will make every effort to ensure a professional and pleasant working environment. The following are some guidelines to help with your coverage of Notre Dame women's basketball:

Nickname: All Notre Dame athletics teams (male and female, including the women's basketball team) are to be referred to as the "Fighting Irish" or "Irish." In no case should any Notre Dame women's athletics team be referred to as "Lady Irish."

Arena: The official name of Notre Dame's home facility is Purcell Pavilion at the Joyce Center, and the full name should be used on first reference whenever possible. On all subsequent references to the basketball arena, please use Purcell Pavilion.

Media Credentials: Credentials are only issued to accredited members of the working media. Admission will be granted to media members holding a Notre Dame basketball credential only. Spouses, children and guests are not permitted in the press row area. Work space on press row is limited and passes will be issued on a first-come, first-served basis. Photographers are not allowed to shoot from in front of or behind team benches, the scorer's table or press row. Photographers wishing to use strobes must contact Chris Masters at least 72 hours prior to each game to obtain approval.

Requests for credentials should be sent to Chris Masters, Associate Media Relations Director (574-631-8032; masters.5@nd.edu) at least 24 hours prior to each game. Media passes will be left at the media will call table (located inside Gate 8 at Purcell Pavilion) beginning 90 minutes prior to tipoff.

Web Sites: When space allows, media credentials will be issued for those individuals who are affiliated with web sites for national or regional television and news media organizations (including but not limited to: ESPN.com, CBSSports.com, SI.com and USAToday.com), for Atlantic Coast Conference

member institutions, non-conference opponents and the ACC. The University of Notre Dame reserves the right to refuse media credentials to any individual whose web site is not affiliated with an official news gathering organization.

Radio Broadcasts: The radio rights to Notre Dame basketball games are owned by Notre Dame Sports Properties. Visiting radio stations planning to originate from Purcell Pavilion must contact Chris Masters, associate media relations director, at least 72 hours prior to each game in order to obtain approval for the broadcast and proper credentials. One standard analog (POTS) line and one ISDN line are available for use by visiting radio stations, with priority given to the flagship broadcast outlet. Additional broadcast lines should be ordered well in advance through University telecommunications coordinator Carolyn Rush at (574) 631-2700.

Telephones: A battery of telephones is available in the Monogram Room work area for use by visiting media. Members of the media should indicate their interest in the use of these phones upon submission of their credential requests to Chris Masters, associate media relations director, who will handle their coordination.

Please coordinate any particular filing needs through Chris Masters or another member of the Notre Dame Athletic Media Relations Office.

Press Row Services: Programs, media guides and flip cards will be available prior to the start of each game. Complete box scores and play-by-play sheets will be distributed to the media at halftime and at the end of the game. A bank of statistics monitors also is located on press row and will continually be updated throughout the game. Drinks and a light meal will be served approximately one hour before tipoff in the Monogram Room work area (located on the upper concourse level above the Gate 6 ramp across from the visitors' bench/to the right of press row).

Post-Game Press Conferences: Notre Dame head coach Muffet McGraw and players, along with the visiting head coach and players, will be

available to the media following a brief cooling-off period. Press conferences will be held in the Hammes Auditorium, located adjacent to Gate 1 on the first floor of the arena. Media members should submit player requests for post-game interviews to Chris Masters by the four-minute mark of the second half.

In-Season Interview Policy: All requests for Notre Dame player or coach interviews must be made through Chris Masters, associate media relations Director, at (574) 631-8032. Please provide at least 24 hours notice for all interview requests and be aware that the student-athlete's academic obligations will always take precedence. Interviews may also be done in person following practice. Since practice times vary, please contact Masters for an updated schedule. On game days, no interviews will be granted prior to competition.

Travel Directions: The University of Notre Dame women's basketball team plays all of its home games inside Purcell Pavilion at the Joyce Center on the Notre Dame campus.

From the Indiana Toll Road (I-80/90), use exit 77 to South Bend. From the stoplight at the end of the exit ramp, turn right onto Indiana SR 933 and proceed south for three stoplights, passing the Notre Dame nine-hole golf course on your left. At the third stoplight (Angela Blvd.), turn left and proceed east one mile through two more stoplights. After the second stoplight (Eddy Street), take the second left turn onto Leahy Drive. Continue north into the parking lots located south of Purcell Pavilion.


Media Parking: The designated media parking area is located southeast of Purcell Pavilion across Leahy Drive (adjacent to baseball stadium) in the area known informally as "Gold Lot." Broadcast media may temporarily stop at Gate 6 (loading dock) of the arena to load/unload equipment, but then must park in the designated media lot. There are no specific media parking passes issued for Notre Dame basketball games.

All Irish Women's Basketball Games To Be Broadcast Live on Radio in South Bend

For the 19th consecutive year, all Notre Dame women's basketball games will be broadcast on commercial radio in South Bend. The 2014-15 season will be the seventh for the Fighting Irish on the LeSEA Broadcasting Network and South Bend stations Pulse FM (96.9/92.1), which reach a listening area of approximately 1.5 million people across northern Indiana and southwest Michigan. The official Notre Dame athletics multimedia platform, WatchND (watchnd.tv) also carries all Fighting Irish women's basketball radio broadcasts worldwide, as well as free high-quality live video streams for all home games not shown by commercial television (visit UND.com or watchnd.tv for updates on live stream dates).

Bob Nagle is in his 10th season as the "Voice of the Fighting Irish," with the veteran broadcaster having first manned the microphone from 1996-97 through 1998-99, then returning to that post in 2008-09. During his tenure, Nagle has described all the action from Notre Dame's NCAA Final Four appearances in 1997, 2011, 2012, 2013 and 2014, as well as Sweet Sixteen runs in 1998 and 2010. He also was instrumental in covering the formative seasons of the legendary Fighting Irish senior class of 2001 that would cap its career with the program's first national championship.

A longtime sports broadcaster at WHME-TV 46 in South Bend, Nagle has been a well-known award-winning media personality in the South Bend community for the past three decades, and is in high demand as a banquet emcee and commercial spokesman. He also covers a myriad of high school sports for WHME-TV, including weekly live broadcasts of area prep football and basketball games, and he remains a fixture at Notre Dame baseball games as the public-address announcer at Frank Eck Stadium.





Irish on Television

The University of Notre Dame women's basketball team will have a minimum of 26 games on television during the 2014-15 regular season as part of the full Atlantic Coast Conference television package and other arrangements. This year's Fighting Irish TV slate, which includes 20 national or regionally-televised contests and all 18 regular season home games, is once again the most comprehensive in the program's history and continues to maintain Notre Dame's place among the nation's elite in terms of television coverage.

It also will mark the 14th consecutive season the Fighting Irish will have at least seven games on broadcast television. Notre Dame has made 289 televised appearances in the past 14 seasons (2000-01 through 2013-14), and additional games this season could be selected to air on either a regional or local basis, with further announcements pending.

The premier game on this year's Fighting Irish television docket is the 13th annual Jimmy V Women's Classic as Notre Dame and Connecticut continue their rivalry on a non-conference basis at 3:15 p.m. (ET) Dec. 6 at Purcell Pavilion, live on ESPN.

That game is part of Notre Dame's nine regular-season games scheduled for the ESPN family of networks, including

three appearances on that entity's famed "Big Monday" telecast. The Fighting Irish will play three home games on ESPN2's Big Monday in 2014-15 — Jan. 19 (7 p.m. ET at Tennessee), Feb. 16 (9 p.m. ET vs. Duke) and Feb. 23 (7 p.m. ET vs. Louisville). Notre Dame has been a mainstay on Big Monday in recent years, having won all eight times it has played on the noted ESPN package.

The Fighting Irish also will play at least six regionally-televised games during the upcoming season on three different conference-affiliated networks.

Leading that collection is a trio of home games on the ACC-Regional Sports Networks package, with Notre Dame playing at Syracuse (Jan. 4 at 1 p.m. ET), North Carolina (Jan. 15 at 7 p.m. ET) and Georgia Tech (Feb. 19 at 7 p.m. ET), while playing host to Wake Forest (Feb. 1 at 1 p.m. ET). The ACC-RSN package is coordinated by Raycom Sports and airs on various regional sports networks around the country (check local listings; also available through DirecTV or Dish Network). Clearances for this season are pending, with updated affiliate listings available through the official ACC web site (theacc.com).

The Fighting Irish also will have their Nov. 19 game at Michigan State (7 p.m. ET) televised live on the Big Ten

Network. Notre Dame has made a handful of appearances on BTN during the network's brief existence, including last year's 77-67 win at Penn State in the ACC/Big Ten Challenge.

In addition, Notre Dame's Dec. 28 game at UCLA (4 p.m. ET/1 p.m. PT) will be broadcast live on the Pac-12 Networks. This will mark the third consecutive season the Fighting Irish have played on that outlet, following wins at UCLA in 2012 and Oregon State last year.

Notre Dame also will make its first appearance on the fledgling Fox Sports 2 network on Dec. 10 when it visits DePaul (9 p.m. ET/8 p.m. CT).

Outside of commercial television agreements, Notre Dame will show its remaining 10 home games live and free of charge on its official athletics multimedia platform, WatchND (watchnd.tv). This marks the ninth consecutive season that Fighting Irish women's basketball games have been streamed live on the Internet, with Notre Dame's official athletics web site (UND.com) consistently ranked as one of the top CBSSports.com College Network web sites in the country throughout the past decade.

Besides its regular-season TV slate, nearly every one of Notre Dame's post-season contests will be televised live nationally on the ESPN family of networks, with only the first three rounds of the ACC Championship (March 4-6) being televised on the ACC-Regional Sports Networks package. The semifinals (March 7) games will air on ESPNU, while the ACC title game on March 8 will be shown on ESPN at 1 p.m. (ET). This year's ACC Championship is scheduled to be played at the Greensboro Coliseum in Greensboro, North Carolina.

ESPN and ESPN2 will show all 63 games from the 2015 NCAA Championship, which gets underway March 20 and culminates with the NCAA national championship game April 7 at Amalie Arena in Tampa, Florida.

2014-15 Notre Dame Women's Basketball On Commercial TV (regular season only)

Nov. 19	at Michigan State	Big Ten Network	7 p.m.
Dec. 3	MARYLAND*	ESPN3	7 p.m.
Dec. 6	CONNECTICUT**	ESPN	3:15 p.m.
Dec. 10	at DePaul	Fox Sports 2	9 p.m.
Dec. 28	at UCLA	Pac-12 Networks	4 p.m.
Jan. 4	at Syracuse	ACC-RSN***	1 p.m.
Jan. 15	at North Carolina	ACC-RSN***	7 p.m.
Jan. 19	TENNESSEE	ESPN2 (Big Monday)	7 p.m.
Jan. 22	GEORGIA TECH	ESPN3	7 p.m.
Jan. 29	at Virginia Tech	ESPN3	7 p.m.
Feb. 1	WAKE FOREST	ACC-RSN***	1 p.m.
Feb. 5	VIRGINIA	ESPN3	7 p.m.
Feb. 16	DUKE	ESPN2 (Big Monday)	9 p.m.
Feb. 19	at Georgia Tech	ACC-RSN***	7 p.m.
Feb. 23	LOUISVILLE	ESPN2 (Big Monday)	7 p.m.
March 1	at North Carolina State	ESPN3	2 p.m.

All times Eastern // Home games listed in **BOLD CAPS**

Broadcast times and outlets are subject to change (check UND.com for latest information)

* - ACC/Big Ten Challenge (Allan County War Memorial Coliseum - Fort Wayne, Ind.)

** - 13th annual Jimmy V Women's Classic (Purcell Pavilion at the Joyce Center - Notre Dame, Ind.)

*** - ACC-Regional Sports Networks package (check local listings for availability)

NOTE: All regular season home games not listed will be streamed live and free of charge on official Notre Dame athletics multimedia platform, WatchND (watchnd.tv)



Print Media

South Bend Tribune

225 West Colfax Avenue
South Bend, IN 46626
(574) 235-6161, FAX (574) 235-6091
Bill Bilinski (sports editor)
John Fineran (beat writer), Al Lesar (columnist)

Notre Dame Observer

(Student newspaper)
LaFortune Student Center
Notre Dame, IN 46556
(574) 631-7471, FAX (574) 631-6927
Ann Marie Jakubowski (editor-in-chief)
Mary Green (sports editor)

ND Insider

225 West Colfax Avenue
South Bend, IN 46626
(574) 235-6161, FAX (574) 239-2646
Bob Wieneke (managing editor)

Associated Press

South Bend Tribune Building
225 West Colfax Avenue
South Bend, IN 46626
(312) 286-7592, FAX (574) 236-1765
Tom Coyne (bureau chief)

Blue & Gold Illustrated

1605 North Home Street
Mishawaka, IN 46545
(574) 255-9800, FAX (574) 255-9700
Lou Somogyi (associate editor)

Irish Eyes Magazine

21 Merriam Way
Upton, MA 01568
(508) 529-6781, FAX (508) 519-6553
Alan Tieuli (editor)
Denise Skwarcan (beat writer)

Chicago Tribune

435 North Michigan Avenue
Chicago, IL 60611
(312) 222-3423, FAX (312) 828-9392
Philip Hersh (contributing writer)

Chicago Sun-Times

401 North Wabash
Chicago, IL 60611
(312) 321-2663, FAX (312) 321-2833

Elkhart Truth

Communicana Building
P.O. Box 487
Elkhart, IN 46514
(574) 674-6337, FAX (574) 294-3895
Rachel Terlep (beat writer)

Fort Wayne Journal-Gazette

600 West Main Street
Fort Wayne, IN 46802
(260) 461-8223, FAX (260) 461-8648

Fort Wayne News-Sentinel

600 West Main Street
Fort Wayne, IN 46802
(260) 461-8263, FAX (260) 461-8649

Indianapolis Star

307 North Pennsylvania
Indianapolis, IN 46206
(317) 444-6644, FAX (317) 444-6500

Niles Daily Star

217 North Fourth Street
Niles, MI 49120
(269) 683-2100, FAX (269) 683-2175
Scott Novak (sports editor)

Post-Tribune, Northwest Indiana

1433 East 83rd Avenue
Merrillville, IN 46410-6307
(219) 648-3122, FAX (219) 648-3236

Times of Northwest Indiana

601 West 45th Avenue
Munster, IN 46321
(219) 933-3232, FAX (219) 933-3249

Daily Herald

155 East Algonquin Road
P.O. Box 280
Arlington Heights, IL 60006
(847) 427-4300, FAX (847) 427-1301

Notre Dame Scholastic

(Student magazine)
South Dining Hall
Notre Dame, IN 46556
(574) 631-7569

The Dome

(Student yearbook)
South Dining Hall
Notre Dame, IN 46556
(574) 631-7524

Television

WNDU-TV (NBC)

P.O. Box 1616
South Bend, IN 46634
(574) 284-3016, FAX (574) 284-3022
Jeff Jeffers (sports director)
Angelo DiCarlo, Jim Johnston (anchor)

WSBT-TV (CBS)

1301 E. Douglas Road
Mishawaka, IN 46545
(574) 233-3141, FAX (574) 288-6630
Pete Byrne (sports director)
Carl Deffenbaugh, Adam Derengowski (anchor)

WSJV-TV (FOX)

58096 County Road 7
Elkhart, IN 46517
(574) 679-4545/293-9227, FAX (574) 294-1324
Dean Huppert (sports director)
Adam Shear (anchor)

WBND-TV (ABC)

53550 Generations Drive
South Bend, IN 46635
(574) 344-5557, FAX (574) 344-5094
Emily Evans (multimedia journalist)

WHME-TV (LeSEA)

61300 Ironwood Road
South Bend, IN 46614
(574) 291-8200, FAX (574) 291-9043
Chuck Freeby (sports director)
Bob Nagle (anchor)

Radio

WVFI (wvfi.nd.edu)

(student radio)
LaFortune Student Center
Notre Dame, IN 46556
(574) 631-6400
Darin O'Brien (sports director)

Pulse FM (96.9/92.1)

(Originator - ND women's basketball)
61300 Ironwood Road
South Bend, IN 46614
(574) 291-8200, FAX (574) 291-9043
Bob Nagle (play-by-play)

WSBT-AM/FM (Newstalk 960/96.1 - CBS)

1301 E. Douglas Road
Mishawaka, IN 46545
(574) 233-3141, FAX (574) 288-6630
Darin Pritchett (sports director)

Internet Media

Fighting Irish Digital Media/WatchND

C112 Joyce Center
Notre Dame, IN 46556
Dan Skendzel (senior associate AD)
(574) 631-2454

Irish Illustrated

(574) 288-0329, (574) 286-1652
Tim Prister, Pete Sampson (beat writers)

Irish Sports Daily

(574) 276-3234, (574) 520-2066
Mike Frank (beat writer)

Irish Eyes

(404) 291-0345
Tim O'Malley (beat writer)

Atlantic Coast Conference

ACC Communications/Public Relations

4512 Weybridge Lane
Greensboro, NC 27407
(336) 854-8787, FAX (336) 854-8797
Amy Ufnowski (associate director - WBB)

Purcell Pavilion at the Joyce Center

Notre Dame's Home Record

Year	W	L
1977-78	5	1
1978-79	5	0
1979-80	5	4
1980-81	6	7
1981-82	9	4
1982-83	11	2
1983-84	9	5
1984-85	11	1
1985-86	9	4
1986-87	7	6
1987-88	9	2
1988-89	10	1
1989-90	10	3
1990-91	11	2
1991-92	7	7
1992-93	8	5
1993-94	9	5
1994-95	9	2
1995-96	11	1
1996-97	11	1
1997-98	12	1
1998-99	12	1
1999-00	15	0
2000-01	15	0
2001-02	13	1
2002-03	9	4
2003-04	15	0
2004-05	14	2
2005-06	8	5
2006-07	14	2
2007-08	13	3
2008-09	11	3
2009-10	16	1
2010-11	15	2
2011-12	17	1
2012-13	13	1
2013-14	17	0
TOTALS	401	90 (.817)

Overtime at Purcell Pavilion

• **Record:** 9-6
December 8, 1979
Michigan 66, Notre Dame 60
February 25, 1982
Nebraska 89, Notre Dame 88 (20T)
March 6, 1983
Notre Dame 68, Dayton 64
March 9, 1983
Notre Dame 63, Indiana 61
January 9, 1992
Notre Dame 76, Dayton 70 (20T)
December 30, 1992
Notre Dame 78, Georgetown 72
March 21, 2004
Notre Dame 69, Missouri State 65 (NCAA)
December 2, 2004
Michigan State 82, Notre Dame 73
January 10, 2006
Notre Dame 67, Marquette 65
January 28, 2006
South Florida 68, Notre Dame 64
February 7, 2006
Villanova 69, Notre Dame 65
November 13, 2006
Notre Dame 85, Bowling Green 81
November 18, 2010
UCLA 86, Notre Dame 83 (20T)
January 7, 2012
Notre Dame 74, Connecticut 67
March 4, 2013
Notre Dame 96, Connecticut 87 (30T)

On Sept. 13, 2008, a new era in Notre Dame basketball got underway, as groundbreaking ceremonies for the new Purcell Pavilion, including the Joyce Center arena addition and renovation, were held to kick off the first phase of the two-year project to upgrade the home for Notre Dame basketball and volleyball.

The first phase of the project involved construction of the three-story structure at the south end of the arena. That structure included the **Rosenthal Atrium**, **Notre Dame Murnane Family Ticket Office** (approximately 4,500 square feet) and a varsity shop to sell apparel and souvenirs (approximately 3,000 square feet), in addition to the club seating and hospitality area.

Replacement of the existing Purcell Pavilion/Joyce Center arena seating, including installation of chair-back seating throughout the arena, began following the University's Commencement Exercises in May 2009 with the arena re-opening for competition in October 2009, just in time for the start of the men's and women's basketball seasons and the end of the volleyball season. This phase of the project was completed in January 2010.

The University announced in October 2007 that the full \$34.3 million project had received a \$12.5 million leadership gift from Notre Dame alumnus and Trustee **Philip J. Purcell III**, the retired chairman and chief executive officer of Morgan Stanley.

In November 2007, another major gift of \$5 million from Notre Dame graduate **Vincent J. Naimoli** was announced.

A third lead gift was received from **Mike Leep Sr.**, a South Bend automobile dealership owner.

The arena is now known as **Purcell Pavilion at the Joyce Center** — and the club/hospitality area (and two outdoor patios) officially are named the **Naimoli Family Club Room**, but better known as Club Naimoli. The varsity shop also has been named the **Mike Leep Sr. Varsity Shop**.

The Rosenthal Atrium and the recently-christened **Austin Carr Concourse** (located on the lower inner ring of the arena) feature graphics and theming that highlight Notre Dame's competing athletic programs.

Changes to the interior of the Purcell Pavilion included:

- New, blue chair-back seating from top to bottom of the arena, including all-new upper-arena sections. All seating was replaced in the lower bowl (including platform seats), and the upper bowl was transformed and replaced with treads and risers and permanent arena seats. The exchange of the upper-level bleacher sections for chair-back seats changed the capacity from its old configuration of 11,418 to its current total of 9,149.
- The aforementioned Club Naimoli hospitality area (approximately 16,500 square feet) in the south end of the arena, with a separate, private entry and with premium club seating for nearly 800 fans. Included in this area are food service and restrooms.
- New fixed concession areas, increased numbers of women's restrooms and increased handicapped seating options.
- Enhanced graphics and theming that highlight Notre Dame's competing athletic programs were added along the interior of the upper concourse.

Notre Dame Women's Basketball Sellouts at Purcell Pavilion

Date	Opponent/Result	Atten.	Date	Opponent/Result	Atten.
1/15/01	#1 Connecticut/W, 92-76	11,418	2/5/12	DePaul/W, 90-70	9,149
2/24/01	Georgetown/W, 65-53	11,418	2/12/12	West Virginia/L, 63-65	9,149
12/31/05	#1 Tennessee/L, 51-62	11,418	2/25/12	South Florida/W, 80-68	9,149
1/5/08	#3 Tennessee/L, 63-87	11,418	11/18/12	Massachusetts/W, 94-50	9,149
1/27/08	#1 Connecticut/L, 64-81	11,418	12/5/12	#3 Baylor/L, 61-73	9,149
12/7/08	#17 Purdue/W, 62-51	11,418	12/29/12	#11 Purdue/W, 74-47	9,149
12/31/09	#18 Vanderbilt/W, 74-69	9,149	12/31/12	Saint Francis (Pa.)/W, 128-55	9,149
1/24/10	#16 West Virginia/W, 74-66	9,149	1/13/13	Rutgers/W, 71-46	9,149
2/6/10	Pittsburgh/W, 86-76	9,149	1/15/13	Georgetown/W, 79-64	9,149
2/14/10	DePaul/W, 90-66	9,149	1/20/13	St. John's/W, 74-50	9,149
2/23/10	Marquette/W, 82-67	9,149	1/26/13	Providence/W, 89-44	9,149
3/1/10	#1 Connecticut/L, 51-76	9,149	2/2/13	Cincinnati/W, 64-42	9,149
12/5/10	Purdue/W, 72-51	9,149	2/26/13	#22 Syracuse/W, 79-68	9,149
1/8/11	#2 Connecticut/L, 76-79	9,149	3/4/13	#3 Connecticut/W, 96-87 (3ot)	9,149
1/23/11	St. John's/W, 69-36	9,149	2/9/14	Syracuse/W, 101-64	9,149
2/12/11	Rutgers/W, 71-49	9,149	2/23/14	#7 Duke/W, 81-70	9,149
2/26/11	Cincinnati/W, 66-48	9,149	2/27/14	#14 North Carolina/W, 100-75	9,149
12/18/11	#8 Kentucky/W, 92-83	9,149	3/29/14	#21 Oklahoma State/W, 89-72	8,774
12/28/11	Longwood/W, 92-26	9,149	3/31/14	#5 Baylor/W, 88-69	8,774
1/7/12	#2 Connecticut/W, 74-67 (ot)	9,149			
1/21/12	Villanova/W, 76-43	9,149			
1/23/12	#7 Tennessee/W, 72-44	9,149			

NOTES: Capacity was 11,418 through 2008-09 (currently 9,149; modified to 8,774 for 2014 NCAA regional) ... rankings from Associated Press poll at tipoff ... ND 34-7 all-time when playing before home sellout crowd, including current 14-game winning streak.



- A four-sided LCD center-hung scoreboard, with similar auxiliary message boards above all four court-level ramp entrances and state-of-the-art sound system to incorporate these new technological advances.

Both the men's and women's basketball teams previously moved into new locker rooms and team rooms within the Joyce Center prior to the 1999-2000 season. In 2005, both the men's and women's basketball programs moved into expanded offices located adjacent to Gates 1-2. The women's basketball office holds special significance, as part of the floor in its main reception area consists of the exact same court upon which Notre Dame won the 2001 NCAA championship at the Savvis Center (now the Scottrade Center) in St. Louis.

In its 47th year of service to the University, the double-domed Joyce Center complex also acts as a multipurpose sports venue, a theatre and concert hall, a convention center and an office building.

The building was renamed in 1987 to honor **Rev. Edmund P. Joyce, C.S.C.**, Notre Dame's executive vice president from 1952 until his retirement in 1987. Formerly known simply as the Athletic and Convocation Center (ACC), the complete structure is now referred to as the Joyce Center, with the arena itself called Purcell Pavilion.

Originally designed by Ellerbe Architects of St. Paul, Minn., the Joyce Center was conceived at the outset as a combination athletic-civic center, and \$1.8 million was contributed by persons in the Michiana area. The Center's distinctive domes, covered with a white vinyl roofing material stretched over steel ribbing, rise just east of Notre Dame's iconic football stadium. The Joyce Center complex is both wider and longer than the

famous stadium and encloses more area than Houston's Astrodome (once termed the Eighth Wonder of the World). In all, the structure covers 10 acres of ground.

The south arena's design makes it capable of doubling as a basketball/volleyball court and a 9,000-seat concert hall/auditorium. In recent seasons, the facility has been home to some of the largest women's basketball crowds in the country, including 41 sellout crowds (35 of those coming in the past five seasons alone).

In addition, Notre Dame has ranked among the top 16 in the nation in average attendance during each of the past 14 seasons, finishing a school-record fourth in 2009-10 (8,377 fans per game) and 2013-14 (8,694) and placing fifth in 2010-11 (8,553), 2011-12 (8,571) and 2012-13 (program-record 8,979).

Such devoted fan support has helped the Fighting Irish built an intimidating homecourt advantage that's among the nation's best. Notre Dame compiled a 51-game home winning streak from 1998-2002, the longest in school history and (at the time) the 10th-longest in NCAA history. The Fighting Irish also carry an active 28-game home winning streak into the 2014-15 season and have an all-time record of 401-90 (.817) at Purcell Pavilion, giving Notre Dame the 10th-best home winning percentage in Division I (entering the 2014-15 season).

The Joyce Center north dome housed the Fighting Irish ice hockey program until the end of the 2010-11 season and it remains a multipurpose sports center, including the home of the new Castellan Family Fencing Center and state-of-the-art Fighting Irish Digital Media production studios. Virtually every sport at Notre Dame — varsity, club or intramural — can play or practice in either

the fieldhouse, the arena, four auxiliary gymnasiums or the several work areas provided throughout the spacious building.

In 1985, the Rolfs Aquatic Center opened on the east side of the Joyce Center. The \$4.5 million facility houses a 50-meter Olympic-size pool (25 yards in width) and spectator seating for 400.

In addition to these areas, the Joyce Center also contains the administrative and business side of the increasingly complex collegiate sports operation. Numerous offices are lodged inside, including those for coaches and athletic administrators, as well as media relations offices and facilities.

These offices and facilities are located in a central complex that joins the two arenas and in general houses the people and machinery common to both. The spacious Heritage Hall concourse (complete with trophy cases honoring all 26 Fighting Irish athletics programs) also is contained in this core area, as is the tastefully-appointed Monogram Room (with murals of all 29 Notre Dame national championship teams), surrounded by small meeting rooms. On the lower level of the concourse, there are faculty exercise rooms, public squash and handball courts and a central kitchen for catering and concessions.

Among those notables who have appeared at the Joyce Center are six presidents — **Gerald Ford**, **Jimmy Carter**, **Ronald Reagan** (twice), **George H.W. Bush**, **George W. Bush** (twice) and **Barack Obama** — as well as entertainment legends **Elvis Presley**, **Frank Sinatra**, **Bruce Springsteen**, **Billy Joel**, **Elton John** and **U2**.



The 2014-15 season will be Notre Dame's sixth in the refurbished Purcell Pavilion at the Joyce Center. Throughout its history, the arena has been an intimidating place to play for visiting teams, with the Fighting Irish boasting a 401-90 (.817) record during their 37 seasons at the legendary facility. Notre Dame has been even more dominating at home in the five seasons since the arena renovations were completed, going 78-5 (.940) with three of those losses coming by three points or less.



ACADEMIC ALL-AMERICANS – Notre Dame ranks second all-time in the number of the College Sports Information Directors of America (CoSIDA) Academic All-Americans produced since 1952. Entering the 2014-15 school year, 238 Fighting Irish student-athletes have earned Academic All-America recognition throughout the years, including five women's basketball players. During the past 15 years, Notre Dame has fielded 112 Academic All-Americans (third-most in the nation), including two women's basketball players: center Ruth Riley who earned first-team Academic All-America honors for the third consecutive year in 2001, and guard Megan Duffy, who also was a first-team Academic All-America pick in 2006. Maggie Lally, a four-year letterwinner with the women's basketball program from 1978-81, was Notre Dame's first female Academic All-American, earning second-team honors in both 1980 and 1981. Notre Dame women's basketball alumnae Shari Matvey and Mary Beth Snueth, also second-team honorees in 1981 and 1983, respectively, join Lally on the Academic All-America list.

ACADEMIC ALL-AMERICAN OF THE YEAR – In addition to becoming just the fifth Notre Dame student-athlete to be a three-year Academic All-American, Ruth Riley also joined football center Tim Ruddy (1993), women's soccer goalkeeper Jen Renola (1996-97 fall/winter "at-large" sports) and men's basketball forward Pat Garrity (1997) as the fourth Irish student-athlete to be named Academic All-American of the Year for a respective sport or program. Riley — an eight-time Dean's list student who graduated with a 3.64 GPA as a psychology and sociology major — then earned the highest honor in the nation, as the Academic All-American of the Year for all Division I sports (other finalists included Purdue quarterback Drew Brees and Duke men's basketball player Shane Battier). Riley spent 13 seasons in the Women's National Basketball Association (WNBA) before retiring in 2014.

ASSOCIATED PRESS ALL-AMERICANS – Thirteen Notre Dame women's basketball players have earned Associated Press All-America honors. Beth Morgan and Katryna Gaither, who are currently second and third, respectively, on the program's career scoring list, were the school's first two All-Americans as they copped honorable mention honors in both 1996 and 1997. As a sophomore, Ruth Riley was a third-team AP selection in 1999 and she then became the first-ever first-team AP All-American in Notre Dame history (in 2000, and again in 2001). Alicia Ratay was a two-time AP All-American, garnering honorable mention laurels in 2000 and 2002. Niele Ivey became the program's fifth AP All-American, earning third-team honors after her stellar 2000-01 season. Jacqueline Batteast, was a two-time AP All-America choice, picking up honorable mention recognition in 2003-04 and third-team laurels in 2004-05, while Megan Duffy was a two-time AP honorable mention All-America choice in '04-05 and '05-06. Charel Allen picked up honorable mention accolades in 2007-08 and Skylar Diggins and Lindsay Schrader did likewise in 2009-10, before Diggins copped third-team laurels in 2010-11 and first-team plaquidts in both 2011-12 and 2012-13. Diggins was joined in the '12-13 season by Kayla McBride (third team) and Natalie Achonwa (honorable mention), with McBride (first team) and Achonwa (third team) mak-



ing the squad in 2013-14, along with current junior guard Jewell Loyd (second team).

ATLANTIC COAST CONFERENCE – Notre Dame took a landmark step on July 1, 2013, when the Irish officially became a member of the Atlantic Coast Conference. For the previous 18 years, Notre Dame had been a member of the BIG EAST Conference for women's basketball and most of its Olympic sports, while the Fighting Irish also have held various league affiliations in hockey and fencing. The announcement of the Notre Dame's official acceptance into the ACC came on Sept. 12, 2012. The ACC currently sponsors championships in 25 sports, with Notre Dame participating in 22 of them (all but field hockey and wrestling, which the school does not offer, and football, in which the school is an independent). The ACC will add a men's and women's fencing championship to its docket in February 2015, meaning all Notre Dame sports except football and hockey (which is a member of Hockey East) will compete under the ACC banner.

ATTENDANCE – Notre Dame has ranked in the top 20 in the nation in home attendance each of the past 14 seasons, averaging 6,376 fans in 2000-01, 7,825 in 2001-02, 7,132 in 2002-03; 6,650 in 2003-04; 5,830 in 2004-05; 6,601 in 2005-06; 6,364 in 2006-07; 7,016 in 2007-08, 7,168 in 2008-09, 8,377 in 2009-10, 8,553 in 2010-11, 8,571 in 2011-12, a record-setting 8,979 in 2012-13 and 8,694 last year, representing the 14 highest single-season averages in the program's history. All told, the Fighting Irish have attracted 41 sellouts, 35 of which have occurred in the past five seasons. In addition, Notre Dame has welcomed crowds of 5,000 fans or more to 207 of its last 209 home games (the only two not on the list came in the final two rounds of the 2004 Preseason WNIT vs. Duke and Ohio State, when the location of games wasn't announced until 48 hours before tipoff and no pre-sale tickets were allowed).

CONFERENCE COMMAND – Notre Dame went 16-0 in its first Atlantic Coast Conference season (2013-14), earning its third consecutive regular-season conference title and 11th in program history. Throughout their 37-year history, the Fighting Irish own an all-time record of 378-90 (.808) in regular-season conference games,

including 43-11 in five seasons of North Star Conference play (1983-88), 87-15 in seven Midwestern Collegiate Conference seasons (1988-95), and 232-64 in 18 seasons with the BIG EAST Conference (1995-2013).

CHAMPIONSHIP IRISH – Thanks to three Notre Dame graduates, the WNBA's Detroit Shock went from "worst to first" in 2003, winning the league championship and coming back to do it all over again in 2006. Center Ruth Riley, who won an NCAA title with the Fighting Irish in 2001, started for Detroit during both of their championship runs and was instrumental in the Shock's three-game series win in the 2003 WNBA Finals over the two-time champion Los Angeles Sparks. In fact, Riley poured in a career-high 27 points in the third and deciding game and was rewarded for her efforts by being named the Finals MVP. That made Riley the first women's basketball player ever to be named the Most Valuable Player of the finals at both the college and professional levels.

Forward Jacqueline Batteast helped Detroit hoist the hardware again in 2006, coming over to the squad from Minnesota via a pre-season trade and lending significant contributions in a reserve role.

The other Notre Dame connection in Detroit's championship seasons was its head coach — 1979 Notre Dame graduate Bill Laimbeer. The former Fighting Irish standout was a two-time NBA champion with the legendary "Bad Boys" Detroit Pistons and assumed the head coaching duties with the WNBA's Shock midway through the 2002 season. He also led Detroit to a third WNBA title in 2008 before resigning a year later (he now leads the New York Liberty). Meanwhile, the Shock franchise subsequently moved to Tulsa, Okla., prior to the 2010 season.

FINAL FOUR – Notre Dame is one of just five programs in NCAA Division I history to advance to the NCAA Women's Final Four on six occasions (1997, 2001, 2011, 2012, 2013, 2014). The Fighting Irish also became the sixth different team to make four consecutive trips to the Final Four with their current run from 2011-14.

Notre Dame head coach Muffet McGraw is one of five coaches in Division I history (and the third active coach) to guide her team to six Women's Final Four appearances.



GOLD RUSH – Notre Dame women's basketball players have combined to win 14 gold medals in international competition. In fact, at least one Fighting Irish player (either an alumnus, current player or incoming freshman) has suited up for a USA Basketball team in an international tournament in nine of the past 11 years (2004-14), and each time, she has come back to South Bend with a gold medal.

Notre Dame's championship medal run reached a new level in the summer of 2011, when three current Fighting Irish players — Skylar Diggins, Natalie Novosel and Devereaux Peters — made history by becoming the first Notre Dame trio to win gold medals for the same USA Basketball team in the same tournament, helping the United States to a 6-0 record and the World University Games title in Shenzhen, China.

Another highlight of Notre Dame's gold medal success came in 2004, when Ruth Riley '01 earned a place on the United States Olympic Team that took top honors at the Athens Games. That gold medal made Riley one of just nine players in women's basketball history to win an NCAA title, WNBA title and Olympic gold.

GRADUATION RATES REPORT – According to figures released by the NCAA in October 2014, Notre Dame women's basketball has a 100 percent Graduation Success Rate (GSR), making the Fighting Irish one of just four programs in the past seven years to register a perfect GSR score in the classroom and play for the national championship on the court in the same season (something Notre Dame did three times — 2010-11, 2011-12 and 2013-14).

HALL OF FAME (COACH) – Head coach Muffet McGraw became the first Notre Dame representative to be inducted into the Women's Basketball Hall of Fame when she was enshrined during ceremonies on June 10, 2011, in Knoxville, Tenn. McGraw is one of six active Division I head coaches in the Hall, with two of those currently serving in the Atlantic Coast Conference (the other is North Carolina's Sylvia Hatchell).

HALL OF FAME (STUDENT-ATHLETES) – In July 2011, Notre Dame women's basketball pioneer Carol Lally (Shields) '79) was inducted into the Capital One Academic All-America Hall of Fame. A co-captain on the first two Fighting Irish teams in 1977-78 and 1978-79, Lally went on to attend medical school after graduating from Notre Dame and now is a world-renowned ophthalmologist at the Wills Eye Hospital in Philadelphia.

A year later in June 2012, Ruth Riley '01 took her place in the Academic All-America Hall of Fame, joining that prestigious institution in a familiar setting — St. Louis, the same city where she helped lead Notre Dame to the 2001 NCAA national championship. Riley became the seventh former Notre Dame student-athlete to be inducted into the Academic All-America Hall of Fame since its inception in 1998.

HOME STATES – Notre Dame's 13-player women's basketball roster for the 2014-15 season includes student-athletes from 11 different states, stretching to various corners of the country. The current roster includes three players from Illinois, with the other states represented by the 2014-15 Fighting Irish including California, Georgia, Indiana, Iowa, Maryland, New Jersey, Ohio, Pennsylvania, Texas and West Virginia. During the 28-year tenure of Notre Dame head coach Muffet McGraw, players from 27 different states (including the 2014-15

newcomers) have played for the Fighting Irish women's basketball program — the above 11 states plus Colorado, Florida, Kansas, Kentucky, Massachusetts, Michigan, Minnesota, Missouri, Nevada, New Hampshire, New Mexico, New York, Oklahoma, Washington, Wisconsin and Wyoming (as well as the Canadian province of Ontario). The all-time Notre Dame women's basketball roster (including the current freshman class) contains 157 players that hail from 36 different states, the above 27 plus the following from the pre-McGraw era: Alabama, Arizona, Connecticut, Delaware, Montana, North Dakota, Rhode Island, Tennessee and Virginia. The most common home states on the Fighting Irish all-time women's basketball roster are Indiana (20), Michigan (16), Illinois (15), Ohio (10), Florida (8) and New Jersey (8).

HOME WINNING STREAK – Notre Dame put together a 51-game home winning streak from 1998-2002, the longest in school history and (at the time) the 10th-longest in NCAA annals. The Fighting Irish defeated three sixth-ranked teams during the streak, downing UCLA and Illinois in 1998-99, and defeating Purdue in 2000-01. The magical run finally came to an end in the final regular-season game of the 2001-02 season, when Villanova edged Notre Dame, 48-45. The Fighting Irish bring an active 28-game home winning streak into the 2014-15 season, having not lost at home since Dec. 5, 2012 (a 73-61 setback to Baylor).

MCDONALD'S ALL-AMERICANS – Notre Dame has had 12 incoming freshmen named McDonald's All-Americans and chosen to compete in the McDonald's High School All-America Game since its inception in 2002 — Courtney LaVere (2002), Crystal Erwin (2003), Lindsay Schrader (2005), Devereaux Peters (2007), Skylar Diggins (2009), Kayla McBride (2010), Jewell Loyd (2012), Michaela Mabrey (2012), Lindsay Allen (2013), Taya Reimer (2013), Brianna Turner (2014) and Kathryn Westfeld (2014). Diggins became the first future Fighting Irish player to earn MVP honors at the McDonald's game, scoring a game-high 18 points for the East team, which lost to its West counterpart, 69-68, in Coral Gables, Florida, in 2009. Five years later, Turner earned her own McDonald's MVP award with 10 points, 11 rebounds and the game-winning basket for the West Team in an 80-78 victory over the East in Chicago.

Diggins also won the 2009 Powerade Jam Fest Girls' 3-Point Shootout title the day before the McDonald's game (something Mabrey nearly duplicated in 2012, losing by one point in the finals). In addition, Reimer was the first Fighting Irish player to earn the Morgan Wootten Player of the Year award, presented by McDonald's to the nation's top prep player.

NCAA LEADERS – Ruth Riley became the first Notre Dame women's basketball player to rank first in an NCAA statistical category, as she led the nation during the 1998-99 campaign in field-goal percentage (school-record .683). Riley also finished with a .632 career field-goal percentage, currently tied for 13th in the NCAA record book.

Former Fighting Irish guard Alicia Ratay graduated in 2003 with a .476 career shooting percentage from three-point range, which broke the old NCAA record (.467) set by 1993 Harvard graduate Erin Maher. Ratay also led the nation in three-point percentage in 2000-01 (.547), setting an NCAA record for long-range efficiency by a sophomore.

Kayla McBride found her spot in the NCAA career record books with an .882 lifetime free-throw percentage, tying her for 16th in Division I history.

The 2013-14 Fighting Irish squad led the nation in field-goal percentage (.506), the first time Notre Dame earned an NCAA team statistical title since the 2000-01 NCAA championship team took top honors in three-point percentage (.464), field-goal percentage defense (.336) and blocked shots (6.3 bpg.).

PLAYER DEVELOPMENT – Perhaps no women's basketball program in America can equal the success in developing players into high-caliber athletes that Notre Dame has enjoyed during the last 20 seasons. The Fighting Irish have had at least one All-American at all five floor positions during that time (PG Niele Ivey and Skylar Diggins; SG Alicia Ratay, Charel Allen, Natalie Novosel and Jewell Loyd; SF Beth Morgan, Jacqueline Batteast, Lindsay Schrader and Kayla McBride; PF Katrina Gaither, Devereaux Peters and Natalie Achonwa; C Ruth Riley), and six have gone on to earn other major national honors during their careers. Riley was the consensus 2001 national player of the year, while Ivey and Duffy were the '01 and '06 Frances Pomeroy Naismith Award winners (top senior 5-8 and under). Diggins claimed the '12 and '13 Nancy Lieberman Awards (top point guard) and '13 Dawn Staley Award (top guard) and Batteast and Loyd were the '02 and '13 choices as USBWA National Freshman of the Year.

RECRUITING REWARDS – Notre Dame has reaped the benefits of some of the top recruiting classes in the country over the past 18 years. During that time (1997-98 to present), the Fighting Irish have attracted Top 25 classes each season. This year's incoming group



Former Notre Dame guard Melissa Lechlitner became the first South Bend-area female to earn a gold medal in international competition as a member of the 2007 USA Basketball U19 World Championship Team.





Irish Basketball from A-Z

is ranked as high as third in the nation, according to multiple outlets. Notre Dame's stellar recruiting efforts are coordinated by assistant coach Niele Ivey.

RING OF HONOR – Notre Dame's Ruth Riley collected plenty of awards to fill her trophy case, making her possibly the most-decorated student-athlete (in terms of number and variety of awards) in Notre Dame athletics history. Thus it was appropriate that on Nov. 12, 2011, she was the first women's basketball player enshrined in the Fighting Irish Ring of Honor, a new recognition circle at Purcell Pavilion for the greatest Notre Dame student-athletes to compete in that arena. As such, her ubiquitous No. 00 now hangs in the Purcell Pavilion rafters as a permanent reminder of her accomplishments.

Skylar Diggins became the second Notre Dame women's basketball player to have her number elevated to the Ring of Honor, adding her familiar No. 4 to the Purcell Pavilion rafters on Nov. 16, 2013, at halftime of Notre Dame's game against Valparaiso.

THREE-POINT FLURRY – Former Fighting Irish shooting guard Alicia Ratay turned in a memorable long-distance shooting performance versus Rutgers as a freshman, lifting the Fighting Irish to a 78-74 overtime win on Feb. 19, 2000, at RU's Louis Brown Athletic Center. Ratay set a BIG EAST record for three-point field goals and three-point percentage in that game, connecting on all seven of her shots from beyond the arc en route to a 26-point game.

Adding to that impressive efficiency was the fact that two of her three-pointers came in the final 17

seconds of regulation – after the Fighting Irish had trailed 65-59 – sending the game into overtime. Her three-pointer with 0:17 left forged a 65-62 game and Rutgers misfired from the line on a one-and-one chance before Ratay delivered again with just four ticks on the clock, draining a shot from the top of the key with the Rutgers defense closing in. The three-pointers were Ratay's only shots from the floor during the entire game and she also made five of six free throws, including two with 22 seconds left in overtime as the Fighting Irish rallied to the win after earlier squandering a 19-point lead.

TOURNAMENT TESTED – Notre Dame has felt right at home in tournament situations during the past 18 years. Starting with the 1997-98 season, the Fighting Irish have won 31 of their last 34 regular-season tournament games, including a four-game run to the 2004 Preseason WNIT title and three-game sprints to the 2009 Paradise Jam, 2010 WBCA Classic and 2012 World Vision Classic crowns. The only Fighting Irish losses during this current stretch were a 67-63 overtime setback at No. 20 Colorado on Nov. 15, 2003 in the finals of the WBCA Classic — a game that saw the Buffaloes sink a desperation 30-footer at the end of regulation to force the extra session — and two losses in the Preseason WNIT (75-59 semifinal loss at Maryland on Nov. 16, 2007; 94-81 championship loss at Baylor on Nov. 20, 2011).

20-WIN SEASONS – The Notre Dame women's basketball program has posted 20-plus wins in 20 of the past 21 seasons and in 24 of 27 seasons during the tenure of head coach Muffet McGraw. In fact, McGraw is tied for eighth in NCAA Division I history — and tied for sixth among active coaches — with 26 20-win campaigns (including two during her five-year tenure at Lehigh University from 1982-87).

TWO THOUSAND CLUB – Beth Morgan and Katryna Gaither, who led the Fighting Irish to the 1997 NCAA Women's Final Four, proved to be the most prolific scoring combination in Notre Dame and NCAA history, as the duo combined for 4,448 points and 1,608 rebounds from 1993-97. They were the first two players from the same team in NCAA history to each score more than 2,000 career points. Morgan finished as the school's all-time leading scorer with 2,322 points while Gaither ended up second on the scoring (2,126) chart and third on the rebounding (986) list. They were joined in 2001 by Ruth Riley (2,072 points and 1,006 rebounds), who became the first player with 2,000 points and 1,000 rebounds in her career, and later in 2013 by Skylar Diggins (2,357 points), who not only supplanted Morgan atop the scoring chart, but became the first Fighting Irish player of either gender to amass 2,000 points, 500 rebounds, 500 assists and 300 steals in her career.

WOMEN'S NATIONAL BASKETBALL ASSOCIATION (WNBA) – Notre Dame has seen 12 of its players taken in the WNBA Draft during the past 14 seasons, including 2014 first-round picks Kayla McBride (third overall; San Antonio Stars) and Natalie Achonwa (ninth overall; Indiana Fever), 2013 first-round choice Skylar Diggins (third overall; Tulsa Shock) and 2012 first-round selections Devereaux Peters (third overall; Minnesota Lynx) and Natalie Novosel (eighth overall; Washington Mystics). The twin choices of Peters/Novosel (2012) and McBride/Achonwa (2014) marked the first time in program history Notre Dame had two players chosen in the first round in the same year, with Peters

also being the first Fighting Irish player ever chosen as a lottery (top-four) pick. With Diggins and McBride going in the same No. 3 position during the 2013 and 2014 WNBA drafts, Notre Dame became just the second school to produce lottery choices in three consecutive seasons.

Peters ultimately would help Minnesota win the 2013 WNBA Championship after the Lynx advanced to the WNBA Finals during her rookie season (falling to the Indiana Fever). Peters' WNBA title was the fifth for a Fighting Irish alumnus, and first since 2006, when Ruth Riley and Jacqueline Batteast did so with the Detroit Shock.

Meanwhile, Diggins (2014) became the first Fighting Irish women's basketball alum to earn a spot on the All-WNBA First Team (she also was the league's Most Improved Player that season), while Diggins (2013) and McBride (2014) became the first Notre Dame alumni to make the WNBA All-Rookie Team. What's more, Diggins was a 2014 WNBA All-Star starter, joining Riley (2005) as the two Fighting Irish alumni to earn that distinction.

In 2001, Riley was a first-round pick (fifth overall) by the Miami Sol, while Niele Ivey went in the second round to the Indiana Fever and Kelley Siemon was a third-round choice of the Los Angeles Sparks. When the Miami franchise folded in December 2002, Riley was the No. 1 overall pick in the WNBA Dispersal Draft, going to the Detroit Shock, whom she promptly led to the '03 and '06 league championships. The following year (2007), Riley was traded to the San Antonio Silver Stars, leading that franchise to four playoff berths, including a spot in the Western Conference finals in '07 and a berth in the WNBA Finals (for the first time in team history) in 2008. She subsequently signed as a free agent with the Chicago Sky in February 2012, and later with the Atlanta Dream in June 2013, helping the latter squad to the WNBA Finals.

Ivey spent four seasons with Indiana before signing with Detroit as a free agent in the 2005 offseason and moving on to the Phoenix Mercury later in the '05 season.

Siemon elected to forgo a professional career to begin a stint with Athletica in Action. Her teammate, Erica Haney was taken in the third round of the 2002 WNBA Draft (47th overall) by the Detroit Shock and played professionally for three seasons.

Former All-America point guard Megan Duffy was chosen in the third round (31st overall) of the 2006 WNBA Draft by the Minnesota Lynx. She spent two seasons there before signing with the New York Liberty as a free agent in 2008.

Duffy's former All-America teammate with the Fighting Irish, Jacqueline Batteast was a 2005 second-round selection (17th overall) by the Minnesota Lynx. After one season in the upper Midwest, Batteast was traded to the Detroit Shock, where she teamed with Riley to help bring a second WNBA title to the Motor City.

In 2008, All-America guard Charel Allen was a third-round choice (43rd overall) by the Sacramento Monarchs, where she helped that squad advance to the Western Conference playoffs.

In 2004, Coquese Washington retired after six seasons in the league, a career highlighted by a WNBA title with the Houston Comets in 2000. Former Fighting Irish All-Americans Beth Morgan (Cunningham) and Katryna Gaither also spent time in the WNBA during its infancy from 1999-2000.




Alicia Ratay's three-point barrage in a 2000 overtime win at Rutgers, including her two treys in the final 17 seconds of regulation, remains one of the greatest moments in Notre Dame women's basketball history.





NOTRE DAME FIGHTING IRISH



2014-15 WOMEN'S BASKETBALL SEASON PREVIEW

As a sophomore in 2013-14, All-America guard Jewell Loyd scored 687 points, the third-highest single-season total in Notre Dame women's basketball history and the most by any Fighting Irish player since 1996-97.





2014-15 Season Preview

Irish Face Challenges Old and New in 2014-15

Familiar obstacles and added tests await Notre Dame on road to fifth consecutive NCAA Final Four berth.

When University of Notre Dame women's basketball head coach **Muffet McGraw** climbed the ladder last March to cut down the nets after the Fighting Irish captured a fourth consecutive NCAA Final Four berth, she looked out over a sea of lime green celebrating the moment.

McGraw took a team facing plenty of questions and new challenges in 2013-14 and guided the Fighting Irish to regular-season and tournament championships in their first season in the Atlantic Coast Conference, along with the program's fourth appearance in the national championship game and third in four years.

This season, McGraw and the Fighting Irish face new questions and new challenges, but the expectation of excellence will never change for the gold standard that is Notre Dame women's basketball.

New leaders will emerge, new adversaries will be conquered and new successes will be celebrated as the Fighting Irish author a new chapter in their illustrious program history.

Last season showcased the remarkable talents of McGraw and her coaching staff.

Notre Dame entered the 2013-14 season facing the loss of a four-year All-America point guard in **Skylar Diggins**, who left the program with school records for points (2,357) and steals (381), in addition to 30 other school records.

Notre Dame also faced the challenge of a new conference, playing its inaugural season in the ACC. It turned out to be a season in which the Fighting Irish answered the bell and once again reached great heights, finishing with a 37-1 record and reaching the NCAA championship game.

Notre Dame further established its place among the elite in women's basketball in 2013-14, becoming one of just six schools to reach a Final Four in four consecutive seasons, joining Connecticut, LSU, Louisiana Tech, Stanford and Tennessee.

For the second year in a row and third time in her legendary career, McGraw earned consensus national coach of the year honors for the job she did putting together a season few expected from the Fighting Irish. Notre Dame rolled to the ACC regular-season crown with a perfect 16-0 record and then dominated the ACC Tournament to walk away with that trophy in Greensboro, North Carolina.

"When you prove people wrong and do some things that nobody expected you to do, it's such a great sense of accomplishment," said McGraw, Notre Dame's Hall

of Fame skipper who led the Fighting Irish to the 2001 national championship. "That we were able to achieve what we did in a special way that nobody really expected we would do was especially meaningful."

Notre Dame reeled off 37 consecutive victories on its way to the 2014 NCAA title game. The Fighting Irish endured the loss of senior captain and All-America post **Natalie Achonwa** (14.9 points, 7.7 rebounds), who suffered a knee injury in the NCAA regional championship game victory over Baylor. Despite the loss of its key senior leader, Notre Dame stormed past Maryland, 87-61, in the national semifinals before the Fighting Irish, who were short-handed but made up for it with heart and determination, waging a fierce battle in falling in the title game to Connecticut, 79-58.

For McGraw, the memories of bringing Irish Nation to its feet at Purcell Pavilion during the 88-69 win against Baylor in the 2014 NCAA regional final always will have a special place in Notre Dame's storied athletics history. A sellout crowd of 8,774 roared throughout the game as the Fighting Irish stormed past the Bears from the opening tip to the final horn.

"It really was special to get that Final Four berth on our home court," McGraw said. "It was a huge moment for us, to be able to play at home in front of our fans. It was such a great game to get us back to the Final Four. The support that we got, how loud it was in Purcell Pavilion, it was an amazing night, and it was a fun night to celebrate at home with everybody."

Notre Dame's success last season sprang from the plan that McGraw and her staff crafted before the season.

"We did a great job of preparing. In fact, I think we over-prepared because we really didn't know what to expect," McGraw said. "We were going to be ready for anything. I think the leadership of our team, with Natalie Achonwa and **Kayla McBride**, those guys, that senior class, they had a lot of pride. They were the ones who really wanted to prove to everyone that they could win and get us back to the Final Four. They didn't want to be the team that broke the streak. They really went out and took care of business every single game. I think our leadership was really extraordinary."

"When you have strong leaders as we've had, from **Brittany Mallory** to Skylar Diggins, then last year with Kayla and Natalie, we've had such strong leadership ... it was the personality of the players."



Jewell Loyd

McBride averaged 17.6 points and 5.3 rebounds a game in earning All-America status for the Fighting Irish last season, and she also played a critical role in helping out with the ball-handling responsibilities. The 5-foot-11 guard was the third pick overall in the WNBA Draft by San Antonio, averaging 13.0 points in her rookie season. She excelled in the postseason, averaging 22.5 points per game for the Stars in the playoffs.

Achonwa, a 6-foot-3 native of Guelph, Ontario, was selected in the first round of the 2014 WNBA Draft by the Indiana Fever but did not play last summer due to her knee injury.

Notre Dame also graduated **Ariel Braker**, a 6-1 forward from Grosse Pointe Woods, Michigan. Regarded as a defensive and rebounding specialist, Braker started all 37 games during her senior season and averaged 4.1 points and 4.7 rebounds a game.

In sweeping the ACC and rolling to the national championship game, Notre Dame led the nation in field-goal shooting (.506) and was second in the nation in points per game, assists, scoring margin and three-point shooting.

In the 2014-15 season, McGraw will be looking to develop another championship effort.

"The personality of this team is a little different," McGraw said. "It's a little quieter group. There's not that take-charge person in the group. It's a little bit by committee. It's a little bit by the coaching staff. We're all feeling like we're in it together, and we're all going to be in charge of leadership."





"We're still learning about this team. I think we're still growing, but the talent in the younger classes is really good. That youth can be a really good thing because they have the enthusiasm of youth, they have the optimism of youth, but I think we're missing a lot of experience, and we're still finding our way."

Notre Dame enters the 2014-15 season following back-to-back perfect conference campaigns. The Fighting Irish went 16-0 in their final season in the BIG EAST in 2012-13 and won their first BIG EAST Tournament title. A year later, Notre Dame carried its conference perfection over to the ACC, again securing the league's regular-season and tournament crowns.

"I love the ACC," McGraw said. "I think it's a really challenging conference for us to be in because the competition level is so high every single game. There are no easy wins. Every game is tough, whether you're home or away."

McGraw said new challenges await the Fighting Irish in the ACC this season.

"We haven't been to every arena yet, so we're going to see new arenas this year and see how the fans are in those places," McGraw said. "Overall, we've set a pretty high standard for ourselves and our aim this year is to match that."

GUARDS

Any conversation dealing with Notre Dame's guard play begins with All-American **Jewell Loyd**, a dynamic 5-foot-10 junior guard who has thrilled Fighting Irish fans with soaring alley-oops, lightning-quick drives to the hoop and graceful three-pointers. She started 37 games last year and led Notre Dame in scoring at 18.6 points a game. Loyd also established herself as a lock-down defender in the talent-rich ACC, earning a spot on the conference's all-defensive team.

What's more, Loyd was named both the Notre Dame NCAA Regional Most Valuable Player and the ACC Tournament MVP, becoming the first Fighting Irish sophomore to earn a conference tournament MVP award since 1989, when **Krissi Davis** took top honors at the Midwestern Collegiate Conference (now Horizon League) Tournament.

"It's always fun to have a player of Jewell's caliber," McGraw said. "It makes things a little bit easier. She can do so many things. She continues to amaze us with her athletic ability. She's an incredibly hard worker. She can score, she can defend ... she is a pro player right now who still has a tremendous upside."

Notre Dame will be counting on Loyd to develop her leadership skills, while continuing to play a major role in scoring and as a defensive specialist. She's the player

the Fighting Irish will be looking to when the game is on the line and the clock is ticking down.

McGraw would like to see Loyd, who was an 81 percent free-throw shooter last season, get to the line more.

"I'd like to have Jewell score inside more, because we need her to get to the free-throw line and get some easy baskets that way," McGraw said.

McGraw said Loyd, who scored in double figures in every game she played last season, understands she will be a target for opposing teams, and that the Notre Dame sharpshooter is prepared for the task.

"Jewell watched Skylar Diggins and Kayla McBride and Natalie Achonwa, and she learned a lot from them," McGraw said. "Jewell is a student of the game. She watches Kobe Bryant a lot and how he handles things. She learns a lot from listening and watching. I think she's ready for that opportunity."

Loyd also will be one of the players at the heart of the Fighting Irish defensive attack.

"Her attitude and pride make her a lock-down defender," McGraw said of Loyd. "She wants to be a good defender. Defense takes a lot of effort, and it's a mindset of not wanting anybody to score on you. She definitely has that mindset."

Sophomore **Lindsay Allen** is the other Fighting Irish returning starter. Allen, a 5-foot-7 point guard, started all 38 games as a freshman last year, averaging 6.2 points and 3.9 assists per game. She also had an exceptional 150 assists to only 67 turnovers as a rookie (leading the ACC with a 2.24 assist/turnover ratio), with her 150 assists setting a program record for a freshman, topping **Mary Gavin's** 116 assists in 1984-85. Allen also was the first rookie point guard to start the season opener for Notre Dame since **Mollie Peirick** accomplished the feat in 1994. In addition, Allen shined when the Fighting Irish hit the postseason, improving her numbers to 4.3 assists a game in the ACC and NCAA championships with an outstanding 3.25 assist/turnover ratio.

"Lindsay is stronger," McGraw said. "She's scoring around the basket more. She's driving more. We really need her to score this year, which is something she wasn't asked to do as much last year. We had so many good scorers around her, so we didn't need her to do a lot of the scoring."

"This year, we need Lindsay to be a little bit more offensive-minded. Defensively, we need her on the floor. We need her to play 38 minutes a game. She has to stay out of foul trouble and grow as a leader of the team."

McGraw said Allen displayed a maturity rare for a freshman.

"I think her poise was amazing," McGraw said of Allen. "For a freshman to handle the pressure of being on an undefeated team and continuing through the ACC Tournament, to the NCAA Championship, and to the Final Four, and never lost her poise. She was steady. Her demeanor is rock solid. She is somebody who is unflappable. She plays with a lot of confidence."

"We really need that steady demeanor this year. Lindsay had a two-to-one assist-to-turnover, which is phenomenal for a freshman. I don't think any freshman has ever done that here. She set some assist records and did some things that we were so impressed with. We had a veteran team around her, but she had the ball in her hands a lot, and she handled herself so well."

In **Madison Cable**, the Fighting Irish have an energetic player who thrives at a highly-competitive level. The 5-foot-11 senior contributed 5.5 points and 3.4 rebounds a game last season, while adding gritty, fierce defense.

"Madison is somebody who can come in and really compete," McGraw said. "She competes on every play. She never quits on a play."

Cable has the unique talent of being an impact player at any point on the court.

"Madison will come in and rebound, she'll attack the glass, she'll take charges, she'll score, she can hit three-pointers, she can score around the basket," McGraw said. "She is a very good team defender. We're expecting big things from her."



Lindsay Allen



2014-15 Season Preview

Playing in 37 games last season off the bench, Cable made sure Notre Dame maintained a high-level attack. She averaged 14.5 minutes a game and displayed a deft shooting touch, hitting 51 percent of her field-goal attempts, 46 percent of her three-pointers and 80 percent of her free-throw attempts. In fact, Cable would have been second in the ACC in three-point percentage last season (.463), but was just short of the minimum 1.0 shots per game to qualify.

Michaela Mabrey enjoyed a breakthrough season for the Fighting Irish in 2013-14, and she looks to continue that progress after the 5-foot-10 junior tri-captain averaged 8.6 points last season. Mabrey's toughness and her leadership will be critical for the Irish.

"Michaela is probably our most vocal player," McGraw said. "She is the one we hear the most in terms of leadership. She's really growing as the leader."

Mabrey's talents as a sharpshooter surfaced last season. She led the Fighting Irish with 72 three-pointers, fourth on Notre Dame's single-season list, even though she only averaged 20 minutes a game. She also kept the Fighting Irish within striking distance of Connecticut in the national championship game with 10 points in the first half.

"Michaela is one of the best three-point shooters in the country," McGraw said. "She's also a really good passer. She's smart. We're counting on her to take a little pressure off the ball-handling responsibilities of Lindsay (Allen) and to do a lot more of the scoring."

McGraw and the Fighting Irish will be looking for Mabrey to be a double-figure scorer this season and a consistent threat on the perimeter.

"Michaela has a bigger role this year, and I think she's ready for it," McGraw said. "She is fearless, and I love that about her. Some shooters, if they miss their first or second shot, they stop shooting, but she is absolutely fearless. She knows her job is to shoot, and she is willing to do it. She doesn't get discouraged, she doesn't put her head down, she just keeps shooting."

Senior guard and tri-captain **Whitney Holloway** played in 32 games for Notre Dame last season. Holloway has strong ball-handling skills and can run the point for the Fighting Irish, but it may well be her quickness that makes the 5-foot-3 veteran a highly effective player in pressure defense situations. Holloway also had a nearly two-to-one assist/turnover ratio (29 to 15), and connected on 45 percent of her three-pointers last season.

"We will rely on Whitney in some situations when we need ball-handling," McGraw said. "She's got a great attitude.

She works really hard. She brings energy to practice every day."

Another high-energy, no-fear backcourt contributor will be junior **Hannah Huffman**. The 5-foot-9 guard has the skills of a perimeter player when it comes to handling and shooting the ball, but Huffman also is a fundamentally-sound player who can be physical inside scrapping for rebounds.

"Hannah is improving," McGraw said. "She is somebody we would like to be able to count on to come in and guard the other team's best player when we need to give Jewell a break from doing that. We're hoping that she can give us some minutes with her defense."

Along with its returning veteran corps, Notre Dame boasts a new weapon from long range in freshman **Mychal Johnson**. The 5-foot-8 guard helped Huntington St. Joseph High School to four consecutive West Virginia state championships, while crafting career averages of 18.1 points, 7.3 rebounds, 6.1 assists and 4.4 steals. She also posted two quadruple-doubles in her prep career and was twice named the Gatorade West Virginia High School Player of the Year.

"Mychal is a great three-point shooter," McGraw said. "She can handle the ball. She can really score, and defensively she's really smart. She's going to be in the right spot. She can help us in the press. We really are excited about her potential."

POSTS

With Achonwa's graduation, the baton in the Notre Dame post passes to **Taya Reimer**, a 6-foot-3 sophomore, who started six games last season, including the NCAA championship game. Reimer emerged as a promising force inside for the Fighting Irish, averaging 7.4 points and 4.6 rebounds per game, along with three double-doubles, all against ranked opponents. She also registered 52 blocked shots, the most by a Notre Dame freshman since 1997-98 when Ruth Riley swatted away 71 shots during her rookie campaign.

McGraw thinks that Reimer can have an All-America-caliber season in 2014-15, and she is counting on the former McDonald's National High School Player of the Year to be a go-to presence for the Fighting Irish on the blocks.

"Taya is going to be one of the top three scorers on the team," McGraw said. "She came in (this summer) with a different mindset. She's a lot more aggressive offensively. She is going to be one of the key players for the team. She is going to be a force at both ends of the score. She can rebound, she can score in a lot of different ways, and she is working on her perimeter game, which has really improved."



Michaela Mabrey

Reimer followed a strong showing in the NCAA Final Four by working hard during the summer to sharpen her talents and build her strength.

"Playing in the Final Four last year as a starter gave Taya a lot of confidence, and she's really feeding off of that," McGraw said. "I've been happy to see her attacking the basket. She's in great shape. She spent a lot of time with a trainer this summer and spent a lot of time in the gym. She improved her stamina and her strength."

Senior tri-captain **Markisha Wright** again will be counted upon to be a strong presence inside. She enjoyed a very effective showing in the NCAA Championship, beginning with the first-round win over Robert Morris when she helped hold star Artemis Spanou to seven points and six rebounds after Spanou entered the game leading the nation in double-doubles.

A 6-foot-2 post, Wright also played a key role in Notre Dame's Sweet 16 victory against Oklahoma State with six points and seven rebounds in 12 minutes. However, it was her performance at the NCAA Final Four that magnified Wright's value, as the Des Moines, Iowa, native helped fill the void left by Achonwa's injury, posting season highs of 12 points and nine rebounds against Maryland as the Fighting Irish rolled to an 87-61 victory to reach the national championship game.





"Markisha Wright's role will be similar to what it's been for us, in that she can come into any situation, and we know we can count on her, whether we need defense, be in the right spot to settle us down ... she has that experience," McGraw said. "We can count on her to steady the team when things get a little panicky. She plays a very important role for us."

Diamond Thompson played sparingly in 16 games during her freshman year at Notre Dame, but the 6-foot-4 center has put in plenty of time in the weight room and gym this past summer in order to step up her game for the Fighting Irish in 2014-15.

"Diamond has really improved," McGraw said. "She's a lot lighter and leaner. She has a different attitude. She's much more focused. She's blocking shots and scoring around the basket. She really worked on her game this summer."

Fan favorite **Kristina Nelson** played in 32 games for the Fighting Irish last season as a freshman. Although shoulder surgery delayed her offseason training, the Buford, Georgia, product is expected to show strong development in her game during the coming months.



Taya Reimer

"I have big plans for Kristina in the future," McGraw said. "She had great hands. She can score around the basket. She fits in well with the offense."

McGraw also sees a bright future for freshman **Brianna Turner**, a 6-foot-3 post who was the 2014 Gatorade National High School Female Athlete of the Year. The athletically-gifted native of Pearland, Texas, led Manvel High School to a state crown last season, then picked up a gold medal with Team USA during the summer at the 2014 FIBA Americas Under-18 Championships. A three-time high school All-American, Turner finished her prep career averaging 21.0 points, 10.5 rebounds, 3.9 blocks, 3.1 steals and 3.0 assists a game.

"Brianna is a special player," McGraw said. "She has some skills that we haven't seen in the post at Notre Dame in a long time. She can rebound and she's so fast up and down the floor, so she's going to help the running game. She can help us press, she can score around the basket and she can handle the ball in the open floor."

"Brianna is a really talented player who is a very coachable person," McGraw continued. "She wants to learn and she wants to get better. She's somebody who wants to watch film and study the game. As soon as she gets comfortable, she's going to be amazing."

According to McGraw, Turner has made exceptional progress in preseason practices. As Turner develops, she will create problems at both ends of the court for opposing teams.

"Her speed is outstanding," McGraw said of Turner. "The way she gets up and down the floor will put pressure on the defense to get back. Her size ... she can jump over people, she can score around the basket. She's 6-foot-3, so she can score over most people. She can also rebound. She has a knack for going and getting the ball. I think she could be the best freshman in the country, but she's such a team player."

Another freshman, 6-foot-2 Ohio product **Kathryn Westbeld**, joined Turner in earning McDonald's All-America honors last season. Westbeld averaged 15.2 points and 9.3 rebounds per game during her career and was a four-time all-state selection while attending Fairmont High School in Kettering, Ohio.

"Kathryn is going to be a big contributor for us," McGraw said. "She is really talented offensively. She can shoot three-pointers, she can drive the ball, she can score in the block and she's a good passer. She is someone who is perfect in our offense."

McGraw also thinks that Westbeld can help the Fighting Irish with guard duties.

"Kathryn helps the guards bring the ball up the floor," McGraw said. "She's probably one of the most versatile players we've had. She's kind of like (2011 graduate) **Becca Bruszewski**, in that Kathryn has that kind of versatility, but she has even more guard skills. She's playing a guard position at 6-foot-2, and that is really going to help us. She's somebody who we see making a big impact for us this year. She's a very smart player."

OUTLOOK

In order for Notre Dame to continue to play at an exceptional level of success, the Fighting Irish will have to develop a balanced scoring attack.

"We've got to be a lot more than just Jewell, or we're not going to be very good," McGraw said. "That's what we're trying to figure out. Right now, we're all Jewell, and we really need other people to step up. We need people to score. Everybody has to contribute in some way. We need to compete more and get ourselves ready. We're kind of living on our past right now. It's time for this team to forge its own identity. They have to figure out what their strengths are going to be and how we can play to them. We have to be more than a one-man team."

McGraw stressed that Notre Dame will have to take care of the ball and rebound in order to make another run deep into March.

"Protecting the basketball and rebounding are two things we're capable of doing, and those were very key things for us last year," McGraw said. "We were one of the top teams in the country in assist/turnover ratio. That's one of the biggest things for our success. We've got to be able to do that. That's something we're still working on. I think we can get better at that."

"We also have the most depth we've had in the post position in a long time," McGraw added. "We've got a lot of strengths in the post position with four really solid post players (Reimer, Wright, Turner and Westbeld) who all are going to contribute. It's been a while since we've had that. All of them are capable of big things, and while three of them are pretty young (two freshmen and a sophomore), we'll rely on Markisha (Wright) for the experience."

Notre Dame enters the 2014-15 season with three consecutive conference championships and four consecutive NCAA Final Four appearances.

Given the uncanny knack McGraw and her staff have for growing a team and individual player development, the 2014-15 campaign may be a season that once again sees the lime-green Notre Dame Nation on its feet, roaring at the successes of this latest Fighting Irish generation.



2014-15 Team Rosters

Roster Breakdowns

By Class

Seniors.....	3
Juniors.....	3
Sophomores.....	4
Freshmen.....	3

By Position

Centers.....	1
Forwards.....	5
Guards.....	7

By State/Province

Illinois.....	3
California.....	1
Georgia.....	1
Indiana.....	1
Iowa.....	1
Maryland.....	1
New Jersey.....	1
Ohio.....	1
Pennsylvania.....	1
Texas.....	1
West Virginia.....	1

By Height

Thompson.....	6-4
Nelson.....	6-3
Reimer.....	6-3
Turner.....	6-3
Westbeld.....	6-2
Wright.....	6-2
Cable.....	5-11
Loyd.....	5-10
Mabrey.....	5-10
Huffman.....	5-9
Johnson.....	5-8
Allen.....	5-7
Holloway.....	5-4

Pronunciation Guide

Natalie Achonwa.....	uh-CHAWN-wuh
Niele Ivey.....	knee-ELL
Michaela Mabrey.....	MAY-bree
Taya Reimer.....	TAY-uh RYE-mer
Brianna Turner.....	bree-ON-uh
Markisha Wright.....	marr-KEY-shuh
Carondelet.....	kuh-RON-duh-LET
Manasquan.....	MAN-uh-skwan
Montini Catholic.....	mon-TEE-knee



Seated (left to right): Mychal Johnson, Jewell Loyd, Madison Cable, Whitney Holloway, Markisha Wright, Michaela Mabrey, Hannah Huffman and Lindsay Allen. **Standing (left to right):** student manager Becca Moore, athletic trainer Anne Marquez, video coordinator Garret Garcia, strength & conditioning coach Craig Cheek, associate coach Beth Cunningham, associate head coach Carol Owens, Kathryn Westbeld, Taya Reimer, Kristina Nelson, Diamond Thompson, Brianna Turner, operations specialist Natalie Achonwa, assistant coach/recruiting coordinator Niele Ivey, head coach Muffet McGraw, student manager Giuliana Figliomeni and student manager Lizzie Moulton.

Numerical

No.	Name	Pos.	Ht.	Yr.	Hometown (High School)
3	Whitney Holloway (C)***	G	5-4	Sr.	Plainfield, Ill. (Montini Catholic)
11	Brianna Turner	F	6-3	Fr.	Pearland, Texas (Manvel)
12	Taya Reimer*	F	6-3	So.	Fishers, Ind. (Hamilton Southeastern)
14	Mychal Johnson	G	5-8	Fr.	Huntington, W.Va. (Huntington St. Joseph)
15	Lindsay Allen*	G	5-7	So.	Mitchellville, Md. (St. John's College)
21	Kristina Nelson*	F	6-3	So.	Buford, Ga. (Buford)
22	Madison Cable**	G	5-11	Sr.	Mt. Lebanon, Pa. (Mt. Lebanon)
23	Michaela Mabrey (C)**	G	5-10	Jr.	Belmar, N.J. (Manasquan)
24	Hannah Huffman**	G	5-9	Jr.	Diablo, Calif. (Carondelet)
32	Jewell Loyd**	G	5-10	Jr.	Lincolnwood, Ill. (Niles West)
33	Kathryn Westbeld	F	6-2	Fr.	Kettering, Ohio (Kettering Fairmont)
34	Markisha Wright (C)***	F	6-2	Sr.	Des Moines, Iowa (Des Moines East)
35	Diamond Thompson*	C	6-4	So.	Wheaton, Ill. (Wheaton Warrenville South)

(C) - captain // * - monograms won // **NOTE:** players listed by academic class year (Cable has two years of athletic eligibility remaining)

Alphabetical

No.	Name	Pos.	Ht.	Yr.	Hometown (High School)
15	Lindsay Allen*	G	5-7	So.	Mitchellville, Md. (St. John's College)
22	Madison Cable**	G	5-11	Sr.	Mt. Lebanon, Pa. (Mt. Lebanon)
3	Whitney Holloway (C)***	G	5-4	Sr.	Plainfield, Ill. (Montini Catholic)
24	Hannah Huffman**	G	5-9	Jr.	Diablo, Calif. (Carondelet)
14	Mychal Johnson	G	5-8	Fr.	Huntington, W.Va. (Huntington St. Joseph)
32	Jewell Loyd**	G	5-10	Jr.	Lincolnwood, Ill. (Niles West)
23	Michaela Mabrey (C)**	G	5-10	Jr.	Belmar, N.J. (Manasquan)
21	Kristina Nelson*	F	6-3	So.	Buford, Ga. (Buford)
12	Taya Reimer*	F	6-3	So.	Fishers, Ind. (Hamilton Southeastern)
35	Diamond Thompson*	C	6-4	So.	Wheaton, Ill. (Wheaton Warrenville South)
11	Brianna Turner	F	6-3	Fr.	Pearland, Texas (Manvel)
33	Kathryn Westbeld	F	6-2	Fr.	Kettering, Ohio (Kettering Fairmont)
34	Markisha Wright (C)***	F	6-2	Sr.	Des Moines, Iowa (Des Moines East)

(C) - captain // * - monograms won // **NOTE:** players listed by academic class year (Cable has three years of athletic eligibility remaining)

Coaching Staff

Name	Position	Year	Alma Mater
Muffet McGraw	Head Coach	28th	Saint Joseph's (Pa.) '77
Carol Owens	Associate Head Coach	15th*	Northern Illinois '90
Beth Cunningham	Associate Coach	3rd	Notre Dame '97
Niele Ivey	Assistant Coach/Recruiting Coordinator	8th	Notre Dame '00
Garret Garcia	Video Coordinator	1st	Toledo '12
Katie Schwab	Operations Specialist	2nd	Saint Mary's (Ind.) '13
Natalie Achonwa	Operations Specialist	1st	Notre Dame '14

* - Owens is in the fifth season of her second tenure at Notre Dame (previously served on staff from 1995-2005)



NOTRE DAME FIGHTING IRISH



2014-15 WOMEN'S BASKETBALL STUDENT-ATHLETES

Sophomore Lindsay Allen started all 38 games at point guard during her rookie season in 2013-14 at Notre Dame, leading the Atlantic Coast Conference with a 2.24 assist/turnover ratio while topping a nearly 30-year-old program record for assists by a freshman (150).





#15 LINDSAY ALLEN

Hometown: Mitchellville, Md.
High School: St. John's College

Guard 5-7 So.-1V

ALLEN'S CAREER HIGHS

Points: 16 vs. Miami (1/23/14)
Rebounds: 8 vs. Georgia Tech (2/17/14)
Assists: 8 vs. Virginia Tech (1/30/14)
Field-Goals: 7 vs. Valparaiso (11/16/13)
Field-Goal Attempts: 10 vs. Valparaiso (11/16/13)
Three-Point Field-Goals: 2 at Pittsburgh (1/16/14)
Three-Point Field-Goal Attempts: 3 at Michigan (12/14/13)
Free-Throws: 6 vs. Baylor (3/31/14)
Free-throw Attempts: 7 vs. Maryland (4/6/14)
Steals: 4 at Penn (11/23/13)
Blocked Shots: 2 vs. Central Michigan (12/22/13)
Minutes Played: 34, twice (MR: vs. Baylor, 3/31/14)

MISCELLANEOUS

Double-doubles	0
Double-figure scoring games	8
Double-figure assist games	0
5-assist games	16
5-rebound games	3
5-steal games	0

OVERVIEW: Nicknamed "L.A." ... gifted point guard who took the reins of the Notre Dame offense prior to her rookie season and never looked back ... calm and composed demeanor helps keep Irish patient and poised in pressure situations ... strong ballhandler who makes wise decisions with the basketball in virtually all instances ... quick and athletic player with excellent court vision who operates effectively in transition and half-court sets ... has ability to break apart defenses with slashing drives to the hoop ... also possesses reliable perimeter game to keep foes honest ... sharp on-ball defender who can cause problems for opposition with fast hands and awareness of defensive positioning ... picks up new concepts very quickly ... will look to enhance her scoring prowess and take on a larger on-court leadership role in 2014-15.

FRESHMAN SEASON (2013-14):

Moved into starting point guard spot from day one, cracking lineup for all 38 games while averaging 6.2 points, 2.4 rebounds, 3.9 assists and 1.3 steals per game ... led Atlantic Coast Conference in assist/turnover ratio (2.24) and ranked seventh in assists ... had 28 games with 0-2 turnovers ... set Notre Dame freshman single-season records for assists (150, topping Mary Gavin's mark of 116 in 1984-85), assist/turnover ratio (2.24; second-best in school history regardless of class and best since Niele Ivey's school-record 2.67 in 2000-01) and games started (38) ... ranked second all-time among Notre Dame freshmen in assist average (best since Gavin's 4.5 avg. in '84-85) and games played, and third in minutes played (11 shy of Skylar Diggins' total in 2009-10) ... earned starting nod for season opener against UNC Wilmington, scoring 11 points (4-5 FG, including team's first five points of season) ... first Notre Dame rookie point guard to start opener since 1994 (Mollie Peirick at Seton Hall) ... played 31 minutes against No. 19/18 Michigan State, ending up with seven points, five assists and three steals ... scored 15 points (on season-high 7-10 FG) against Valparaiso ... tallied eight points (3-4 FG) and added season highs of seven assists, five rebounds and four steals at Penn ... piled up 13 points (6-8 FG) and six assists (one turnover) against No. 25 DePaul ... filled up the stat sheet with 11 points (4-4 FG), four rebounds, four assists, two steals and a block against Duquesne ... totaled eight points, four assists, three rebounds and three steals at Michigan ... had strong all-around game against Central Michigan, scoring 11 points (3-4 FG, 4-6 FT) and dishing out six assists (no turnovers) in addition to two steals and season-high two blocks ... scored 11 points (4-6 FG, 3-3 FT) and had four assists

CAREER HONORS

2014: Full Court Press Freshman All-America Third Team ... Nancy Lieberman Award Watch List.

(one turnover) and two steals against Clemson ... nabbed five rebounds along with five assists vs. Boston College ... tallied eight points (3-3 FG, season-high 2-2 3FG) and three assists (no turnovers) at Pittsburgh ... put together arguably best game of rookie year to date against Miami with a season-high 16 points (5-6 FG, 5-5 FT), five assists (two turnovers) and three rebounds ... expertly managed offense against Virginia Tech with seven points (3-3 FG), season-high eight assists (one turnover) and three rebounds ... gave Irish good offensive production at No. 3 Duke, scoring 15 points (5-8 FG, 1-2 3FG, 4-5 FT) ... added two assists, two steals and three rebounds ... dished out six assists (one turnover) at Florida State ... scored six points (3-5 FG) and handed out three assists (no turnovers) at Boston College ... grabbed season-high eight rebounds against Georgia Tech, along with four points, five assists and two steals ... strong all-around effort in regular-season home finale against No. 14/11 North Carolina with nine points (4-5 FG), game highs of five assists and three steals ... dished out game-high five assists in postseason debut against Florida State in ACC quarterfinals ... recorded game-high four assists in ACC title game win over No. 10 Duke ... efficiently piloted offense in NCAA debut against Robert Morris with game-high seven assists (one turnover) ... tied for second-most assists by Notre Dame rookie in NCAA game and most since 2010 (Diggins - 8 vs. Cleveland State in first round) ... registered game-high six assists (no turnovers), plus five points and four rebounds in NCAA Sweet 16 win over No. 21/18 Oklahoma State ... dropped in eight points (season-high 6-6 FT) with three rebounds and three assists (one turnover) in season high-tying 34 minutes of NCAA Elite Eight victory over No. 5/6 Baylor ... was cool at the helm for Fighting Irish in NCAA national semifinal win vs. No. 11/9 Maryland with nine points (2-3 FG, 5-7



FT), five assists (no turnovers) and three rebounds ... handed out team-high five assists (one turnover) and added two steals in NCAA national championship game against No. 1 Connecticut ... during NCAA Championship, averaged 4.7 assists per game (at least five assists in four of six outings) with remarkable 5.6 assist/turnover ratio (28 assists/five turnovers), ranking second in latter category among all players who saw action in more than one tournament game ... in last four games of NCAA Championship (Sweet Sixteen through national championship game), had 19 assists and just two turnovers (4.8 apg., 9.5 assist/turnover ratio) ... in nine postseason games (ACC Tournament and NCAA Championships), averaged 4.3 assists per outing with 3.25 assist/turnover ratio.

2013 EUROPEAN TOUR: Played in all three games (starting once), averaging 10.3 points, 6.7 assists and 3.0 steals per contest while shooting .545 from the field ... registered double-double in tour-opening win over Barking Abbey with 16 points and 12 assists.

HIGH SCHOOL: Graduated with 4.04 cumulative GPA from St. John's College High School (combined record of 110-16, .873) in Washington, D.C., where she was coached by Jonathan Scribner ... had career per-game statistical averages of 12.6 points, 5.2 rebounds and 5.8 assists ... as a senior in 2011-12, led St. John's College to a 27-1 record and Washington Catholic Athletic Conference (WCAC) championship (highest level of competition with no state tournament in Washington, D.C.), while averaging 16.0 ppg., 6.5 rpg. and 8.0 apg. ... scored game-high 28 points in WCAC championship game win (67-66) over Our Lady of Good Counsel ... as a junior in 2011-12, helped SJC to a 26-7 record and WCAC

runner-up finish, while averaging 13.5 ppg., 4.2 rpg. and 6.0 apg. ... as a sophomore in 2010-11, paced team to 33-2 record as well as conference and city titles, averaging 14.0 ppg., 5.0 rpg. and 5.0 apg. along the way ... as a freshman in 2009-10, played in a reserve role, averaging 7.0 ppg. and 4.0 apg. while her team posted a 24-6 record ... posted career highs of 32 points (vs. Good Counsel in 2011), nine rebounds (twice), eight steals (vs. South Lakes in 2010) and 11 assists (vs. Forest Park in 2011) ... also has extensive AAU pedigree, playing for Philly Belles and head coach Matt Dugan ... previously played with AAU programs Team Unique (2010-11), Fairfax Stars (2008-09) and Team Excel (2004-07).

AWARDS/HONORS: 2013 *USA Today* All-USA First Team selection ... 2013 MaxPreps Second-Team All-America pick ... 2013 Gatorade Washington D.C. High School Player of the Year ... Three-time *Washington Post* All-Metro First Team selection (2011, 2012, 2013) ... four-time all-conference choice (first team in 2011, 2012, 2013; honorable mention in 2010) ... 2012 Boo Williams Invitational All-Tournament Team ... ranked among the top 25 by all major recruiting services, and as high as No. 18 in Class of 2013 ... 2013 WBCA High School All-America Team selection ... 2013 McDonald's High School All-America Team selection.

INTERNATIONAL COMPETITION: Member of 2012 USA Basketball Under-17 National Team (along with classmate Taya Reimer) that went 8-0 and captured the gold medal at the FIBA U17 World Championships in Amsterdam, Netherlands ... started alongside Reimer in all eight games for Team USA, averaging 4.4 points, 4.1 assists and 3.3 rebounds per game while shooting .560 from the field and .500 from the three-

point line; finished as tournament leader in both assists and assist/turnover ratio (2.36) ... also participated in 2011 USA Basketball U16 National Team Trials.

PERSONAL DATA: Daughter of Lorna Wilson-Allen and Terrell Allen III ... youngest of three children ... fifth Maryland resident to play for Fighting Irish, and first since Baltimore native Brittany Mallory from 2007-12 ... currently enrolled in Notre Dame's College of Arts and Letters, but has not yet declared a major ... some other Fighting Irish players who have worn No. 15 include Renee Antolik, Carol Elliott and Kaila Turner.



ALLEN'S CAREER STATISTICS (ALL GAMES)

Season	GP-GS	Min.-Avg.	FG-FGA	Pct.	3FG-3FGA	Pct.	FT-FTA	Pct.	Off	Def	Tot	Avg.	PF-DQ	A	T	B	S	Pts	Avg.
2013-14	38-38	1017-26.8	77-155	.497	15-42	.357	66-81	.815	11	79	90	2.4	81-0	150	67	9	49	235	6.2
TOTALS	38-38	1017-26.8	77-155	.497	15-42	.357	66-81	.815	11	79	90	2.4	81-0	150	67	9	49	235	6.2

ALLEN'S CAREER STATISTICS (CONFERENCE GAMES)

Season	GP-GS	Min.-Avg.	FG-FGA	Pct.	3FG-3FGA	Pct.	FT-FTA	Pct.	Off	Def	Tot	Avg.	PF-DQ	A	T	B	S	Pts	Avg.
2013-14	16-16	447-27.9	33-65	.508	7-16	.438	26-30	.867	3	38	41	2.6	29-0	61	31	2	17	99	6.2
TOTALS	16-16	447-27.9	33-65	.508	7-16	.438	26-30	.867	3	38	41	2.6	29-0	61	31	2	17	99	6.2

12 NCAA Sweet Sixteens | 16 All-Americans | 14 USA Basketball Gold Medalists





#22 MADISON CABLE

Hometown: Mt. Lebanon, Pa.

High School: Mt. Lebanon

Guard

5-11

Sr.-2V

CABLE'S CAREER HIGHS

Points: 21 vs. UCLA (12/7/13)**Rebounds:** 13 vs. Virginia Tech (1/30/14)**Assists:** 4 vs. Alabama A&M (12/19/12)**Field-Goals:** 7 vs. UCLA (12/7/13)**Field-Goal Attempts:** 9 vs. Robert Morris (3/22/14)**Three-Point Field-Goals:** 5 vs. UCLA (12/7/13)**Three-Point Field-Goal Attempts:** 6 vs. UCLA (12/7/13)**Free-Throws:** 5 vs. North Carolina State (3/8/14)**Free-Throw Attempts:** 6 vs. North Carolina State (3/8/14)**Steals:** 5 vs. Saint Francis (Pa.) (12/31/12)**Blocked Shots:** 2 vs. Oklahoma State (3/29/14)**Minutes Played:** 31 vs. Ohio State (11/9/12)

MISCELLANEOUS

Double-doubles	0
Double-figure scoring games	9
20-point games	1
Double-figure rebound games	1
5-rebound games	23
5-steal games	1

OVERVIEW: Nicknamed "Maddie" ... versatile player who has emerged as a solid reserve in the Notre Dame rotation after missing her rookie season due to injuries (has two seasons of athletic eligibility remaining) ... can play either backcourt position or on the wing ... fundamentally-sound athlete who has a well-developed basketball IQ and picks up strategy and new concepts quickly ... has solid perimeter shooting eye and is creative off the dribble ... handles the ball well with either hand and is not afraid to attack the rim and get to the foul line ... also battles fearlessly against taller players in the paint as a rebounder and defender ... boasts relentless work ethic ... will look to help lead by example for youthful Irish roster during 2014-15 season.

JUNIOR SEASON (2013-14): Saw action in 37 games, averaging career highs in points (5.5) and rebounds (3.4) per game ... would have ranked second in Atlantic Coast Conference in three-point field-goal percentage (career- and team-high .463), but was short of minimum to qualify for ranking (1.0 3FGM/game) ... had six double-figure scoring games, doubling total from previous year ... scored eight points (3-5 FG, 2-3 3FG) and grabbed six rebounds against Valparaiso ... tied career high for fifth time

with seven rebounds against No. 25 DePaul, along with seven points ... had career effort against UCLA, pouring in 21 points (7-8 FG, 5-6 3FG, 2-3 FT) in 25 minutes, connecting on first seven shots (including five 3FG) before missing final three-point try with 25 seconds left ... also grabbed five rebounds and dished out three assists ... registered career highs in points, field-goals made, field-goals attempted, three pointers made and three pointers attempted ... first Notre Dame player with five treys in a game since Skylar Diggins vs. Tennessee in 2012 ... scored four points and grabbed five rebounds against Central Michigan ... also tied career high for seventh time with one blocked shot ... clutch performer off bench at Oregon State with seven points (including buzzer-beating three-pointer at end of first half) while tying (then) career highs with seven rebounds and one block ... turned in second double-figure scoring effort of season (and fifth of career) with 13 points (5-7 FG, 3-5 3FG) and five rebounds against South Dakota State ... scored six points and claimed three rebounds against Boston College ... had nine points (5-6 FT), six rebounds and season-high three steals in homecoming game at Pittsburgh ... had nine points (5-6 FT), six rebounds and season-high three steals in homecoming game at Pittsburgh ... gave Irish spark off bench at No. 11/10 Tennessee, scoring eight points in 2:31 span during second half to solidify Notre Dame comeback win ... finished with 12 points (4-7 FG, 3-4 3FG), four rebounds, three assists and three steals ... turned in fourth double-figure scoring effort of season with 10 points and six rebounds against Miami ... snared a career-high 13 rebounds (12 defensive) against Virginia Tech, while adding three points and three assists ... collected nine points and game highs of nine points and (season-best) four steals against Syracuse ... had four points and four rebounds at Boston College ... gritty effort in closing minutes against No. 14/11 North Carolina with seven points (2-4 FG) ... posted five points, two rebounds and two assists in ACC quarterfinal win over Florida State ... sparkled in ACC semifinal victory over No. 14/17 North Carolina State with 10 points (career-high 5-6 FT) and game-high seven rebounds ... superb off bench in NCAA first-round win over Robert Morris with 13 points (5-9 FG, 3-4 3FG), game-high eight rebounds and two steals ... knocked down both of her shots (four points) against Arizona State in NCAA second-round victory ... had another sterling effort off bench in NCAA Sweet 16 win over No. 21/18 Oklahoma State with eight points (3-5 FG) and career-high two blocks ... contributed two points and

six rebounds in NCAA Elite Eight victory against No. 5/6 Baylor ... had solid effort in NCAA national semifinal win over No. 11/9 Maryland with seven points (including three-pointer to beat halftime horn) and five rebounds ... collected two points, three rebounds and two assists in NCAA national championship game vs. No. 1 Connecticut.

2013 EUROPEAN TOUR: Started all three games, averaging 8.7 points, 3.0 rebounds and 1.7 steals per game with a .566 field-goal percentage ... scored 13 points (6-8 FG) in tour-opening win at Barking Abbey ... tallied 11 points and three steals in victory over French All-Stars to close out tour.

SOPHOMORE SEASON (2012-13): Played in 34 games (starting three times) in her first full season, averaging 4.0 points and 3.0 rebounds per game with three double-figure scoring games ... earned starting nod in her college debut against No. 19/21 Ohio State at the Carrier Classic, collecting two points, three rebounds and two assists in 31 minutes ... missed next two games (University of Massachusetts and Mercer) to rest recovering foot injuries ... returned to action in reserve role at No. 19/22 UCLA and delivered career-high seven points and two steals, including key theft and score in first half that sparked 15-2 run and gave Fighting Irish lead for good ... back in starting lineup at Central Michigan and pulled down career-best seven rebounds ... tied (then) career highs with seven points and seven rebounds against Utah State; also had career highs in assists (3), free-throws (2) and blocks (1) and tied career highs in three-point field-goals (1), three-point field-goal attempts (3) and free-throw attempts (2) ... set numerous career highs against Alabama A&M, including points (13), assists (4), field-goals made (4), field-goals attempted (6), three-pointers made (3) and three-pointers attempted (4) ... in limited action against No. 22 Texas A&M, tied career high by going two-of-two at the foul line ... had seven points and six rebounds against No. 11 Purdue, including a three-pointer and offensive putback that stifled a first-half run by the Boilermakers ... packed stat sheet against Saint Francis (Pa.) with her first career "5-5-5" game, logging 10 points, six rebounds, career-high five steals and three assists in 20 minutes ... key contributor off the bench against Georgetown with nine points (career-high 4-4 FT) and six rebounds in 23 minutes; played much of game after taking flagrant elbow to mouth from GU's Vanessa Moore midway through first half ... almost perfect from the field against St. John's, making five of six shots, including career-high three for three from the three-point line, and tying personal best with 13 points ... enjoyed successful homecoming game at Pittsburgh, scoring eight points (4-6 FG) and tying career high with seven rebounds, plus nabbing two steals ... went four for five from the field (nine points) and grabbed four rebounds against Providence ... turned in another solid performance at No. 9 Tennessee, collecting nine points (4-6 FG) and five rebounds ... made numerous plays at Villanova that didn't show up on stat sheet, most notably drawing charge from Vincennes University's leading scorer



Laura Sweeney (her fifth foul) with 37.6 seconds left and Notre Dame leading by nine points ...chipped in four points and three rebounds at Seton Hall ... came two assists shy of posting second career "5-5-5" game with five points, five rebounds and three assists against No. 10/11 Louisville ...earned third start of career at Marquette, tying career high with seven rebounds ...had five points and two rebounds in 14 minutes at DePaul ... went four for four from the foul line in BIG EAST quarterfinal win over South Florida ...scored six points (4-4 FT) and grabbed three rebounds in BIG EAST semifinal win over No. 16/15 Louisville ... had two points, four rebounds and two assists in NCAA Championship debut, a first-round win over Tennessee-Martin ...scored seven points (2-2 FG, 1-1 3FG) and dished out two assists in NCAA Sweet 16 win over Kansas ... had four points and two steals in NCAA national semifinal game against No. 3 Connecticut.

FRESHMAN SEASON (2011-12): Did not play after suffering stress fractures in both feet.

HIGH SCHOOL: Graduated from Mt. Lebanon High School in Mt. Lebanon, Pa., where she was coached by Dori Oldaker ... helped the Blue Devils to a combined record of 114-14 (.891) in her career ... career per-game statistical averages of 12.3 points, 6.1 rebounds and 3.4 steals, scoring 1,571 total points ... led Mt. Lebanon to three consecutive Pennsylvania Class AAAA state championships in 2009, 2010 and 2011 (with a combined record of 85-8 in those three seasons), following a berth in the Class AAAA title game during her freshman season (2007-08) ... in those three championship seasons, she had per-game averages of 14.8 points, 6.9 rebounds and 4.0 steals ... MLHS was the first girls' Class AAAA champion to win three consecutive titles since that classification was added in 1984 (and just the seventh in state history across all classifications) ... as a senior in 2010-11, led the Blue Devils to 25-6 record and their third consecutive state championship, as well as a No. 24 national ranking by MaxPreps (No. 1 in state) ... averaged 17.4 points, 6.8 rebounds and 2.9 steals per game, while shooting 50 percent from the field (38 percent from three-point line) and 83 percent from foul line ... as a junior in 2009-10, helped Mt. Lebanon to 29-2 record, including season-ending 24-game winning streak, a No. 7 national ranking at season's

end, according to MaxPreps (tops in state across all four classes) and second consecutive state championship, as well as a second Western Pennsylvania Interscholastic Athletic League (WPIAL) crown in a row ... averaged 15.0 ppg., 8.0 rpg., 5.0 spg., and 4.0 apg. ... nearly single-handedly led her team to the 2010 state title, scoring 30 points and adding nine rebounds, six steals, five assists and four blocks in a 70-43 championship game win over Archbishop Ryan ... as sophomore in 2008-09, helped team to a perfect 31-0 record, a No. 24 national ranking in the year-end MaxPreps poll (third in state and No. 1 in Class AAAA), the program's first state championship and WPIAL title while averaging 12.0 ppg., 6.0 rpg., 4.0 spg., and 3.0 apg. ... as freshman in 2007-08, was solid contributor on Class AAAA state runner-up squad that went 29-6 and was ranked 11th in the state; she averaged 6.0 ppg., 4.0 rpg., 2.0 spg. and 2.0 apg. ... MLHS also won four consecutive WPIAL Section 4 championships in Cable's career ... enjoyed considerable success on the AAU circuit, playing for the Western Pennsylvania Bruins and coach Kyra Kaylor ... averaged 26.0 ppg., in 2009-10, following similar offensive performances in 2008-09 (22.0 ppg.) and 2007-08 (18.0 ppg.).

AWARDS/HONORS: *Parade* All-American (2011) ... Competed in FILA All-American Game (2011) ... Gatorade Pennsylvania High School Player of the Year (2011) ... Associated Press Pennsylvania Class AAAA Player of the Year (2011) ... *Pittsburgh Post-Gazette* Player of the Year (2011) ... two-time *Pittsburgh Tribune-Review* Player of the Year (2010, 2011) ... two-time *Sporting News* preseason honorable mention All-American (2010, 2011) ... MaxPreps honorable mention All-American (2010) ... ESPN/*RISE Magazine* Underclassman All-America Team (2010) ... two-time first-team all-state selection (2010, 2011) ... two-time ESPN/WTAE Female Basketball Player of the Year (2010, 2011) ... three-time first-team all-WPIAL pick (2009, 2010, 2011) ... three-time *Pittsburgh Post-Gazette* Fabulous Five selection (overall and south side in 2010 and 2011; south side in 2009) ... three-time first-team all-WPIAL Section 4 choice (2009, 2010, 2011) ... three-time Almanac Most Valuable Player (2009, 2010, 2011) ... first-team all-tournament team selection at 2009 Nike Tournament of Champions in Phoenix, Ariz. (appeared

on cover of 2010 Nike Tournament of Champions media guide) ... ranked 52nd by ESPN Hoopgurlz ... ranked 68th by *Collegiate Girls Basketball Report* (16th among wings/small forwards) ... ranked 76th by *All-Star Girls Report* (14th among shooting guards) ... ranked 99th by Blue Star Basketball.

PERSONAL DATA: Daughter of Suzie and Dale Cable ... has two older sisters, Kassie and Jourdan ... sixth Pennsylvania resident to suit up for the Notre Dame women's basketball program ... first Fighting Irish women's basketball player to come from the Pittsburgh metro area since two-time honorable mention All-America wing Charel Allen (Monessen/Monessen HS) from 2004-08 ... has two unique talents — can juggle while riding a wave skateboard, and has a scream that sounds like a siren ... currently enrolled in Notre Dame's College of Arts and Letters as a political science major ... began college career wearing No. 5, but now dons the No. 22 Fighting Irish jersey previously worn by Brittany Mallory, Sherri Orlosky, Comalita Haysbert and NCAA all-time three-point percentage leader Alicia Ratay, among others.



CABLE'S CAREER STATISTICS (ALL GAMES)

Season	GP-GS	Min.-Avg.	FG-FGA	Pct.	3FG-3FGA	Pct.	FT-FTA	Pct.	Off	Def	Tot	Avg.	PF-DQ	A	T	B	S	Pts	Avg.
2011-12			Did not play (injured)																
2012-13	34-3	554-16.3	49-106	.462	15-42	.357	22-31	.710	26	75	101	3.0	39-0	29	29	6	22	135	4.0
2013-14	37-0	535-14.5	71-139	.511	25-54	.463	37-46	.804	34	92	126	3.4	35-0	38	21	6	25	204	5.5
TOTALS	71-3	1089-15.3	120-245	.490	40-96	.417	59-77	.766	60	167	227	3.2	74-0	67	50	12	47	339	4.8

CABLE'S CAREER STATISTICS (CONFERENCE GAMES)

Season	GP-GS	Min.-Avg.	FG-FGA	Pct.	3FG-3FGA	Pct.	FT-FTA	Pct.	Off	Def	Tot	Avg.	PF-DQ	A	T	B	S	Pts	Avg.
2011-12			Did not play (injured)																
2012-13	15-1	243-16.2	21-43	.488	7-13	.538	6-8	.750	10	33	43	2.9	17-0	8	13	2	8	55	3.7
2013-14	16-0	195-12.2	22-52	.423	3-16	.188	13-16	.813	12	36	48	3.0	12-0	14	8	1	10	60	3.8
TOTALS	31-1	438-14.1	43-95	.453	10-29	.345	19-24	.792	22	69	91	2.9	29-0	22	21	3	18	115	3.7

12 NCAA Sweet Sixteens | 16 All-Americans | 14 USA Basketball Gold Medalists





#3 WHITNEY HOLLOWAY

Hometown: Plainfield, Ill.
High School: Montini Catholic

Guard 5-4 Sr.-3V

HOLLOWAY'S CAREER HIGHS

Points: 15 vs. Alabama A&M (12/19/12)

Rebounds: 4, twice (MR: vs. Utah State, 12/8/12)

Assists: 5 vs. Providence (1/26/13)

Field-Goals: 6 vs. Alabama A&M (12/19/12)

Field-Goal Attempts: 9 vs. Alabama A&M (12/19/12)

Three-Point Field-Goals: 1, five times (MR: vs. at Pittsburgh, 1/16/14)

Three-Point Field-Goal Attempts: 3 vs. Indiana State (11/13/11)

Free-Throws: 5 vs. Saint Francis (Pa.) (12/31/12)

Free-Throw Attempts: 6 vs. Saint Francis (Pa.) (12/31/12)

Steals: 4 vs. Alabama A&M (12/19/12)

Blocked Shots: 1 vs. Utah State (12/8/12)

Minutes Played: 24, twice (MR: vs. Alabama A&M, 12/19/12)

MISCELLANEOUS

Double-doubles	0
Double-figure scoring games	1
5-assist games	1
5-steal games	0

OVERVIEW: Nicknamed "Whit" ... prototypical point guard who makes up for her size with exceptional speed and athleticism ... has highly-developed sense of court awareness and does an excellent job of putting teammates in a position to score ... can also punish opponents if left open on the perimeter ... thrives in Notre Dame's up-tempo offense and transition game ... quickness and bulldog determination on defense make her a pest for opponents to deal with ... one of three captains on 2014-15 Irish roster who will provide leadership on the court and in the locker room.

JUNIOR SEASON (2013-14): Saw action in 32 games, averaging 1.1 points, 0.4 rebounds and 0.9 assists per game ... dished out three assists and grabbed two rebounds in season opener against UNC Wilmington ... tallied two assists and two steals against Duquesne ... scored first three points of season and had season-high

four assists against UCLA ... produced a season-high four points and tied season high with four assists against Central Michigan ... tied season highs for points (4), assists (4) and steals (2) against South Dakota State ... scored four points and grabbed three rebounds against Boston College ... nailed a three-pointer at Pittsburgh ... hit only shot attempt and stole a pass at No. 3 Duke ... matched season high with four points and grabbed pair of rebounds against Syracuse ... had two points and a rebound in late-game action at Boston College ... collected two points against No. 14/11 North Carolina ... delivered two assists in regular season finale at No. 13/17 North Carolina State ... tallied season high-tying four points (season-high 4-4 FT), a rebound and an assist in ACC semifinal win over No. 14/17 North Carolina State ... scored two points (1-3 FG) in six minutes of NCAA first-round win over Robert Morris ... handed out two assists in NCAA national semifinal victory over No. 11/9 Maryland.

2013 EUROPEAN TOUR: Appeared in all three games (starting once) while averaging 5.0 points, 3.0 rebounds, 3.7 steals and 2.7 assists per game ... ran circles around Barking Abbey in tour-opening win with 11 points, eight steals and four assists.

SOPHOMORE SEASON (2012-13): Played in 27 games, averaging personal bests of 2.7 points, 1.2 rebounds and 1.0 assists per game ... collected two points, one rebound, one assist and one steal in home opener against Massachusetts ... had productive 17 minutes vs. Mercer with four points (2-3 FG), one rebound and one assist ... turned in a (then) career game against Utah State, tying career highs in points (6), rebounds (4), field-goals (2), free-throws (2) and steals (3) in a career-high 24 minutes of action ... set career highs in points (15), field-goals made (6), field-goals attempted (9) and steals (4) and tied career high in three-point field-goals (1), free-throws (2) and minutes played (24) against Alabama A&M in Las Vegas ... made most of 17 minutes against Saint Francis (Pa.) by scor-

CAREER HONORS

2013: BIG EAST All-Academic Team. **2012:** BIG EAST All-Academic Team.

ing nine points (2-3 FG, career-high 5-6 FT) and adding career high-tying four assists and three steals ... scored six points and grabbed two rebounds in 14 minutes at Pittsburgh ... set new career standard with five assists against Providence, while adding six points, three rebounds and two steals ... had seven points on a perfect shooting day (3-3 FG, 1-1 3FG) at Marquette; also dished out two assists in 17 minutes ... tallied two points, two rebounds and two steals in 12 minutes at DePaul ... enjoyed another perfect shooting day at Providence (2-2 FG, 4-4 FT), finishing with eight points in 17 minutes ... scored a basket in NCAA Championship first-round win over Tennessee-Martin.

FRESHMAN SEASON (2011-12):

Played in 31 games, averaging 1.0 points, 0.9 rebounds and 0.7 assists per contest ... scored first career points in Preseason WNIT quarterfinal against Indiana State, collecting five points and season-high three steals in season-best 22 minutes ... had season-high six points and grabbed pair of rebounds in Preseason WNIT semifinal win over Hartford ... logged personal bests of four rebounds and four assists with two steals in home rout of Marquette ... tallied four points, two assists and two steals against Central Florida ... registered two rebounds and two assists at Cincinnati ... scored two points and pulled down one rebound in BIG EAST Championship semifinal against No. 25 West Virginia ... made NCAA Championship debut in first-round win over Liberty, scoring two points in seven minutes.

HIGH SCHOOL: Graduated from Montini Catholic High School in Lombard, Ill., where she was coached by Jason Nichols ... four-year starter for the Broncos, helping them to a combined record of 125-14 (.899) during her tenure ... career per-game statistical averages of 11.8 points, 4.5 assists and 3.7 steals, with .640 field-goal percentage and 2.82 assist/turnover ratio (631 assists/224 turnovers) while scoring 1,594 career points ... led Montini to the first two Illinois Class 3A state championships in school history in 2010 and 2011, following state third-place finish (semifinalist berth) in 2008 ... only the 12th school in Illinois girls' basketball history (across all classes) to win back-



to-back titles since the tournament began in 1977 ... MCHS posted combined 69-3 (.958) record during those two championship seasons, with Holloway averaging 13.5 ppg., 4.9 apg., and 3.4 spg. in that two-year span ... team also won four consecutive Class 3A sectional titles (2008-11) and three supersectional crowns (2008, 2010, 2011), as well as four consecutive Suburban Christian Conference (SCC) championships (2008-11) during Holloway's career ... as a senior in 2010-11, led the Broncos to a sparkling 36-1 record and their second consecutive Illinois 3A title, finishing among the top 35 teams in the country according to national polls by MaxPreps and ESPN/RISE Magazine ... averaged 14.2 ppg., 4.6 apg., and 4.1 spg. with .792 free-throw percentage in second championship season, including game-high 19 points in 3A title game win over Hillcrest ... team recognized on 2011 MaxPreps Tour of Champions (honor given to 10 teams nationwide, including Des Moines (Iowa) East High School, led by Notre Dame classmate Markisha Wright) ... as a junior in 2009-10, helped Montini to a 33-2 record (best in school history) and 3A state championship ... averaged 13.0 ppg., 5.0 apg., and 3.0 spg. ... had 19 points in semifinal win over Springfield, and 12 points and seven assists in championship game win over Hillcrest ... as sophomore in 2008-09, helped team to a 28-5 record while averaging 12.0 ppg., 6.5 apg., and 5.0 spg. ... as freshman in 2007-08, helped team reach state semifinals with 28-6 record, averaging 8.0 ppg., 3.0 apg., and 3.0 spg. ... sparked on the AAU circuit, playing for Full Package/Midwest Elite and coach Ralph Gesualdo ... helped Midwest Elite to four titles during summer 2010 AAU season — U.S. Junior Nationals (USJN) in Washington, D.C., USJN Mid-America Challenge (Champaign, Ill.), USJN Premier Invitational (Cincinnati,

Ohio) and USJN Summer Final (Chicago) ... team also won Illinois under-17 AAU title and finished as runner-up at Nike Summer Showcase in Chicago.

AWARDS/HONORS: ESPN/RISE Magazine Underclass All-America Team (2010) ... three-time all-state selection (2010 and 2011 - first team; 2009 - second team) ... finished sixth in 2011 Illinois Miss Basketball voting ... *Daily Herald* DuPage County All-Area Team Captain (2011) ... two-time *My Suburban Life* all-area Most Valuable Player (2010, 2011) ... four-time all-area pick by numerous Chicago-area media outlets (2008-11) ... two-time Suburban Christian Conference Player of the Year (2010, 2011) ... four-time first-team all-conference choice (2008-11) ... four-time academic all-league pick (2008-11) ... twice attended Nike Skills Academy (2009, 2010) ... named Most Outstanding Player of 2011 MidStateHoops.com All-Star Game (game-high 32 points) ... ranked 20th by *Collegiate Girls Basketball Report* (fourth among point guards) ... ranked 29th by Blue

Star Basketball ... ranked 45th by *All-Star Girls Report* (15th among point guards).

PERSONAL DATA: Daughter of Carla and Chris Holloway ... has one brother, CJ ... one of 15 players from state of Illinois to suit up for Notre Dame, with 14 of those coming from the Chicagoland area, a list that includes current junior guard Jewell Loyd (Lincolnwood/Niles West HS) and sophomore center Diamond Thompson (Wheaton/Wheaton Warrenville South) ... currently enrolled in Notre Dame's College of Arts and Letters as a psychology major ... twice earned spot on BIG EAST All-Academic Team (2011-12 and 2012-13) ... in second year as a team representative on Notre Dame Student-Athlete Advisory Council (SAAC), joined this season by junior guards Jewell Loyd and Michaela Mabrey ... earned certificate of merit for her participation in Notre Dame's Rosenthal Leadership Academy during 2013-14 academic year ... some other Fighting Irish players who have worn No. 3 include Ericka Haney, Kristin Knapp and Mollie Peirick.



HOLLOWAY'S CAREER STATISTICS (ALL GAMES)

Season	GP-GS	Min.-Avg.	FG-FGA	Pct.	3FG-3FGA	Pct.	FT-FTA	Pct.	Off	Def	Tot	Avg.	PF-DQ	A	T	B	S	Pts	Avg.
2011-12	31-0	250-8.1	11-38	.289	1-7	.143	7-14	.500	5	24	29	0.9	18-0	22	23	0	16	30	1.0
2012-13	27-0	277-10.3	27-57	.474	2-5	.400	17-21	.810	5	27	32	1.2	22-0	27	28	1	18	73	2.7
2013-14	32-0	148-4.6	13-29	.448	2-5	.400	7-15	.467	1	12	13	0.4	14-0	29	15	0	10	35	1.1
TOTALS	90-0	675-7.5	51-124	.411	5-17	.294	31-50	.620	11	63	74	0.8	54-0	78	66	1	44	138	1.5

HOLLOWAY'S CAREER STATISTICS (CONFERENCE GAMES)

Season	GP-GS	Min.-Avg.	FG-FGA	Pct.	3FG-3FGA	Pct.	FT-FTA	Pct.	Off	Def	Tot	Avg.	PF-DQ	A	T	B	S	Pts	Avg.
2011-12	13-0	80-6.2	1-9	.111	0-1	.000	2-6	.333	0	11	11	0.8	7-0	10	10	0	5	4	0.3
2012-13	12-0	144-12.0	13-33	.394	1-4	.250	5-6	.833	3	15	18	1.5	9-0	14	14	0	6	32	2.7
2013-14	14-0	58-4.1	7-12	.583	1-2	.500	2-7	.286	1	7	8	0.6	5-0	6	5	0	3	17	1.2
TOTALS	39-0	282-7.2	21-54	.389	2-7	.286	9-19	.474	4	33	37	0.9	21-0	30	29	0	14	53	1.4

12 NCAA Sweet Sixteens | 16 All-Americans | 14 USA Basketball Gold Medalists





#24 HANNAH HUFFMAN

Hometown: Diablo, Calif.
High School: Carondelet

Guard 5-9 Jr.-2V

HUFFMAN'S CAREER HIGHS

Points: 7 at Marquette (2/17/13)
Rebounds: 5, eight times (MR: vs. North Carolina State, 3/8/14)
Assists: 4 vs. UNC Wilmington (11/9/13)
Field-Goals: 3 at DePaul (2/24/13)
Field-Goal Attempts: 5, twice (MR: at DePaul, 2/24/13)
Three-Point Field-Goals: None
Three-Point Field-Goal Attempts: 1, twice (MR: vs. Syracuse, 2/9/14)
Free-Throws: 4 vs. Georgetown (1/15/13)
Free-Throw Attempts: 4, twice (MR: at Marquette, 2/17/13)
Steals: 2, three times (MR: vs. Syracuse, 2/9/14)
Blocked Shots: 1, twice (MR: at Pittsburgh, 1/16/14)
Minutes Played: 23 vs. UNC Wilmington (11/9/13)

MISCELLANEOUS

Double-doubles	0
Double-figure scoring games	0
Double-figure rebound games	0
5-rebound games	8
5-assist games	0

OVERVIEW: Nicknamed "Huff" ... powerful and versatile player who provides Irish with depth at a number of court positions ... valuable asset in Notre Dame's varied offensive sets ... solid perimeter shooter, who can also take her opponents off the dribble ... boasts physical presence that belies her size ... not afraid of contact in the paint ... one of strongest female student-athletes at Notre Dame ... has non-stop motor and never gives up on any play ... has spent time as both a post as a wing player during her career.

SOPHOMORE SEASON (2013-14):

Earned playing time in 32 games, averaging 1.1 points and 1.3 rebounds per game ... posted career highs with four assists, five rebounds (tied) and 23 minutes played in season opener against UNC Wilmington ... contributed four points and career high-tying five rebounds against Valparaiso ... tied career high with five rebounds against

South Dakota State ... recorded first career blocked shot vs. Boston College ... had two points, one assist and one block at Pittsburgh ... collected two points, three rebounds and one steal in 20 minutes against Miami ... finished with two rebounds, two assists and career high-tying two steals against Syracuse ... made only shot attempt (two points) at No. 13/17 N.C. State ... tied season high with four points (2-2 FG) in ACC quarterfinal win over Florida State ... matched career high with five rebounds (three offensive) and added two assists in ACC semifinal victory over No. 14/17 North Carolina State ... grabbed two rebounds in NCAA first-round win over Robert Morris ... tied season high with four points (2-2 FG) in NCAA national semifinal victory vs. No. 11/9 Maryland ... had two points and steal in closing moments of NCAA national championship game against No. 1 Connecticut.

2013 EUROPEAN TOUR: Played in all three games, averaging 2.7 points and 6.7 rebounds per contest (the latter figure ranking third on the team) ... had four points, 11 rebounds and three assists in tour-opening win over Barking Abbey ... collected two points and six rebounds in tour finale, the second of two victories over French All-Star Team.

FRESHMAN SEASON (2012-13):

Appeared in 25 games in her first college season, averaging 1.9 points and 2.0 rebounds per game ... had (then) season highs of five points and five rebounds in college debut, a home-opening win over University of Massachusetts Amherst ... played season-best 19 minutes against Mercer ... matched season high with five rebounds against Utah State, and also had season-best two steals in 11 minutes ... tied (then) season high with five points against Alabama A&M, while also adding two rebounds and two steals ... collected four points and two rebounds against Kansas State ... scooped up five rebounds (tying season high) and dished out season-best two assists against Saint Francis (Pa.) ... in first BIG EAST action of career, had two

CAREER HONORS

2014: ACC Academic Honor Roll. **2013:** BIG EAST All-Academic Team.

points and three rebounds in four minutes against Rutgers ... had six points (1-1 FG, season-high 4-4 FT) in five minutes against Georgetown ... tied (then) season bests with six points and five rebounds against Providence ... turned in best day of young career at Marquette, posting career highs of seven points (2-3 FG, 3-4 FT) and three assists in 17 minutes ... set new career standards at DePaul by going three for five from field en route to finishing with six points in eight minutes ... filled role nicely once again with two points and four rebounds at Providence ... scored first points of NCAA postseason career with late basket in five minutes of opening-round win over Tennessee-Martin ... scored two points and grabbed four rebounds in six minutes of NCAA Sweet 16 win over Kansas.

HIGH SCHOOL: Graduated from Carondelet High School in Concord, Calif., where she helped the Cougars to a combined record of 112-20 (.848) while playing for head coach Margaret Gartner ... career per-game statistical averages of 11.8 points, 4.5 rebounds, 3.5 assists and 2.7 steals ... challenged (and in many cases, topped) school's career records for points, rebounds, assists and steals, many of which were held by former Stanford/current WNBA center Jayne Appel ... helped team reach California Interscholastic Federation Division I (large school) state finals twice before falling to nation's top-ranked team (2009 - Brea Olinda HS, 2010 - Mater Dei HS) and also made Division I state semifinals once (2011) ... team also won two NorCal (Northern California) titles (2009, 2010) and three North Coast Section (NCS) titles (2009, 2010, 2012), while finishing as runners-up for both crowns in 2011 ... also won four East Bay Athletic League championships and posting a 55-1 league record in that time (2009-12) ... as a senior in 2011-12, paced Carondelet to 28-4 record while averaging 18.7 ppg., 7.1 rpg. and 2.4 spg., shooting .463 from the field and .796 from the foul line ... as a junior in 2010-11, helped Carondelet to 28-4 record and No. 20 national ranking by MaxPreps while averaging 16.3 ppg., 6.3 rpg., 3.6 apg., 3.5 spg. and 1.2 bpg. (led team in scoring assists and steals, finished second in rebounds and blocks) ... shot 53



percent from the floor, including 48 percent from three-point line, both of which also were team highs ... averaged 31.0 ppg. in final three games of state tournament, including a game-high 30 points in NorCal Division I championship game vs. Berkeley ... team also finished as runner-up at West Coast Christmas Jamboree (nation's largest high school tournament; fell by two points to Long Beach Poly in Platinum Division final) ... as sophomore in 2009-10, helped team to a 27-8 record while averaging 10.0 ppg., 4.2 rpg., 3.9 apg., and 2.3 spg., and shooting 48 percent from the field ... as freshman in 2008-09, contributed to 29-6 squad by averaging 9.0 ppg., 3.0 rpg., 3.0 apg., and 2.2 spg., with a 53 percent shooting accuracy from the field ... played alongside three current NCAA Division I players during her prep career - Erica Payne (Stanford), Ricki Radanovich (Santa Clara) and Erin Boettcher (Portland) ... played for high-powered East Bay Xplosion AAU team and coach Mark Anger, with most notable summer tournament title during her career coming at 2009 Deep South Classic in Chapel Hill, N.C. ... AAU program has produced numerous other former NCAA Division I players including Appel, Courtney and Ashley Paris (Oklahoma), Jacki Gemelos (USC), Danielle Robinson (Oklahoma) and Alex Cowlings (Loyola Marymount).

AWARDS/HONORS: 2012 Women's Basketball Coaches Association (WBCA) honorable mention All-American ... two-time *Sporting News* honorable mention All-American (2011, 2012) ... one of five finalists for 2012 ESPNHS/Cal-Hi Sports California Miss Basketball honors ... 2012 MaxPreps California Division II Player of the Year ... two-time NorCal Preps/Rivals.com Northern California Player of the Year (2011, 2012) ... two-time consensus all-state selection (2011, 2012) ... four-time first-team all-state choice in her class by ESPNHS/Cal-Hi Sports ... two-time first-team all-region pick by

NorCal Preps/Rivals.com (2011, 2012) ... 2012 San Francisco Chronicle Metro Player of the Year ... two-time *San Francisco Chronicle* Contra Costa/Tri-Valley Player of the Year (2011, 2012) ... two-time *San Francisco Chronicle* first-team all-metro selection (2011, 2012) ... three-time *Contra Costa Times* All-East Bay honoree (first team in 2011 and 2012; third team in 2010) ... two-time East Bay Athletic League Most Valuable Player (2011, 2012) ... four-time all-EBAL choice (first team in 2010, 2011 and 2012; second team in 2009) ... ranked 27th by *All-Star Girls Report* ... ranked 52nd by ESPN Hoopgurlz ... ranked 63rd by Blue Star Basketball ... ranked 91st by *Collegiate Girls Basketball Report*.

PERSONAL DATA: Daughter of Kim and Lon Huffman ... has younger brother, Joe ... father, Lon, in a 1986 graduate of Notre Dame and played golf for the Fighting Irish for three seasons (1984-86) under head coach Noel O'Sullivan, helping Notre Dame win four tournaments and finish in top three

at Midwestern Collegiate Conference (now Horizon League) Championships all three years, including runner-up finish in 1986 ... seventh California resident to compete for the Notre Dame women's basketball program, and the first since 2007, when Rancho Cucamonga native Crystal Erwin graduated ... first full-time member of Fighting Irish from northern California since 1984, when Davis resident Dava Newman played for Notre Dame (although in 1997, student manager Christy Grady, a Lodi native, supplemented an injury-riddled Fighting Irish roster by suiting up for a handful of postseason games during Notre Dame's run to its first NCAA Women's Final Four appearance) ... currently enrolled in Notre Dame's top-ranked Mendoza College of Business as a finance major ... earned spot on 2012-13 BIG EAST All-Academic Team and 2013-14 ACC Academic Honor Roll ... some other Fighting Irish players who have worn No. 24 include Lindsay Schrader, Kathy Barron and Janice Crowe.



HUFFMAN'S CAREER STATISTICS (ALL GAMES)

Season	GP-GS	Min.-Avg.	FG-FGA	Pct.	3FG-3FGA	Pct.	FT-FTA	Pct.	Off	Def	Tot	Avg.	PF-DQ	A	T	B	S	Pts	Avg.
2012-13	25-0	210-8.4	17-38	.447	0-1	.000	13-14	.929	25	24	49	2.0	18-0	10	7	0	11	47	1.9
2013-14	32-0	225-7.0	13-31	.419	0-1	.000	8-17	.471	22	20	42	1.3	22-0	18	15	2	10	34	1.1
TOTALS	57-0	435-7.6	30-69	.435	0-2	.000	21-31	.677	47	44	91	1.6	40-0	28	22	2	21	81	1.4

HUFFMAN'S CAREER STATISTICS (CONFERENCE GAMES)

Season	GP-GS	Min.-Avg.	FG-FGA	Pct.	3FG-3FGA	Pct.	FT-FTA	Pct.	Off	Def	Tot	Avg.	PF-DQ	A	T	B	S	Pts	Avg.
2012-13	11-0	97-8.8	10-15	.667	0-1	.000	9-10	.900	10	11	21	1.9	9-0	5	3	0	4	29	2.6
2013-14	14-0	93-6.6	4-9	.444	0-1	.000	4-7	.571	5	5	10	0.7	11-0	5	8	2	4	12	0.9
TOTALS	25-0	190-7.6	14-24	.583	0-2	.000	13-17	.765	15	16	31	1.2	20-0	10	11	2	8	41	1.6

12 NCAA Sweet Sixteens | 16 All-Americans | 14 USA Basketball Gold Medalists





#32 JEWELL LOYD

Hometown: Lincolnwood, Ill.

High School: Niles West

Guard 5-10 Jr.-2V

LOYD'S CAREER HIGHS

Points: 31 at Maryland (1/27/14)**Rebounds:** 13 at South Florida (1/8/13)**Assists:** 6 at Maryland (1/27/14)**Field-Goals:** 12, three times (MR: vs. Baylor, 3/31/14)**Field-Goal Attempts:** 27 vs. Baylor (3/31/14)**Three-Point Field-Goals:** 4 vs. Baylor (12/5/12)**Three-Point Field-Goal Attempts:** 7 vs. Georgetown (1/15/13)**Free-Throws:** 10 at Wake Forest (2/20/14)**Free-Throw Attempts:** 12 at Wake Forest (2/20/14)**Steals:** 4, three times (MR: at Duke, 2/4/14)**Blocked Shots:** 3 vs. UNC Wilmington (11/9/13)**Minutes Played:** 54 vs. Connecticut (3/4/13)

MISCELLANEOUS

Double-doubles	6
Double-figure scoring games	61
30-point games	3
20-point games	15
Double-figure rebound games	7

OVERVIEW: One of nation's top young talents and its best perimeter player ... never satisfied with her performance and always working to further develop her game ... possesses tremendous overall skill set ... athletic and fluid with the basketball, allowing her to blend seamlessly into Notre Dame's half-court or transition offense ... dangerous at the defensive end, with long arms and strong court awareness ... exceptional leaping ability makes her an asset in rebounding column ... creative and skilled with a scorer's mentality ... someone who can attack the rim or make opponents pay from long distance ... boasts excellent vision as a passer ... calm demeanor helps her remain focused in pressure situations, with some of her best games coming on the biggest stages.

SOPHOMORE SEASON (2013-14): Started all 37 games she played in, scoring in double figures in each game (tying Katryna Gaither's Notre Dame single-season record; streak of 43 in a row, dating back to 2012-13, is second-longest in program history, and longest since 1996-97) ... averaged team-high 18.6 points, plus 6.5 rebounds, 2.1 assists and team-high 1.6 steals per game with 13 20-point games, team-high three 30-point games and five double-doubles (all at or near career highs) ... ranked sixth in ACC in

scoring, eighth in free-throw percentage (.808), 10th in field-goal percentage (.517), 13th in steals and 17th in rebounding ... ranked among top 10 on school's single-season lists for double-figure scoring games (tied-1st), consecutive double-figure scoring games in same season (1st), 30-point games (tied-1st), field-goals made (2nd), points (3rd), field-goals attempted (4th), double-doubles by a guard (tied-4th) and scoring average (7th) ... set Notre Dame record for most combined points by a player in first two seasons (1,137), topping Skylar Diggins' mark from 2009-11 (1,069) ... started off on right foot with second career double-double against UNC Wilmington, scoring 19 points (8-11 FG) and grabbing 11 rebounds, along with career-high three blocks in 21 minutes ... had third career 20-point game with a game-high 22 points against No. 19/18 Michigan State ... just missed third double-double and second in two games with nine boards ... also had four assists and career high-tying three steals ... posted game-high 22 points (9-14 FG) vs. Valparaiso ... 63 points in first three games most for ND player since '98 (Danielle Green - 66) ... solid performance against Duquesne with 16 points (8-12 FG), three rebounds, three assists and three steals in just 22 minutes ... strong at both ends of court in win at No. 10/11 Penn State, chipping in 17 points and eight rebounds ... tied career high with 10 made field-goals at Michigan (20 pts, 10-14 FG) while adding four rebounds and three assists ... had one of best games of career against Central Michigan, registering second double-double of season with (then) career-high 30 points (on career-best 12-15 FG) and season high-tying 11 rebounds ... shared game-high scoring honors in team's ACC debut against Clemson with 16 points, while grabbing six rebounds ... strong and efficient at Pittsburgh with game-high 20 points (9-12 FG), career high-tying four steals and three assists ... dodged foul trouble to drop in 11 points (5-10 FG) at No. 11/10 Tennessee before suffering sprained knee (DNP vs. Miami) ... blistered nets in career performance at No. 8/6 Maryland with career-high 31 points and six assists, along with seven rebounds and two steals; tied career highs in made field-goals (12) and attempted field-goals (20) and set new career highs in free-throws made (7) and attempted (8) ... turned in impressive all-around effort at No. 3 Duke, totaling 17 points (7-11 FG, 2-3 3FG), six rebounds, game-high five assists, career high-tying four steals and two blocks ... piled up 18 points (7-13 FG) and five rebounds at Florida State ... dismantled Syracuse with game-high 23 points (9-11 FG, 2-3 3FG), four rebounds and two steals in only 18

CAREER HONORS

2014: Associate Press All-America Second Team ... USBWA All-America Team ... WBCA Coaches' All-America Team ... ESPNW All-America Second Team ... Full Court Press All-America Second Team ... WBCA Wade Trophy Finalist ... Wooden Award Finalist ... Naismith Trophy Semifinalist ... WBCA Coaches' All-Region II Team ... NCAA Notre Dame Regional Most Valuable Player ... ACC Tournament Most Valuable Player ... All-ACC First Team (Blue Ribbon Panel/Coaches) ... All-ACC Defensive Team (Coaches) ... NCAA Women's Final Four All-Tournament Team ... NCAA Notre Dame Regional All-Tournament Team ... All-ACC Tournament First Team ... ESPNW National Player of the Week (Feb. 24) ... ACC Player of the Week (Feb. 24) ... ACC Academic Honor Roll. **2013:** USBWA National Freshman of the Year ... BIG EAST Freshman of the Year ... Honorable Mention All-BIG EAST ... BIG EAST All-Freshman Team (*unanimous*) ... BIG EAST Championship All-Tournament Team ... BIG EAST Freshman of the Week (Nov. 26, Dec. 10, Jan. 14, Feb. 25).

minutes ... chalked up 18 points (9-14 FG), team-high five rebounds, three assists and two steals at Boston College ... rang up game-high 27 points (11-17 FG, 2-2 3FG, 3-4 FT) and added nine rebounds against Georgia Tech ... posted third double-double of season at Wake Forest with game highs of 29 points (9-17 FG, career-high 10-12 FT) and 10 rebounds ... turned in third consecutive 20-point outing (fourth in five games) in rematch against No. 7 Duke, finishing with 21 points and making seven of her last 13 shots ... picked up fourth double-double of season in win over No. 14/11 North Carolina with 12 points and game-high 10 rebounds ... totaled 18 points (7-10 FG) and five rebounds at No. 13/17 North Carolina. State ... led team with 17 points (6-9 FG) and five rebounds in ACC quarterfinal victory over Florida State ... rang up 16 points (8-8 FT) and six rebounds in ACC semifinal win over No. 14/17 North Carolina State ... sensational in ACC title game win over No. 10 Duke with game-high 26 points (10-16 FG), team-best seven rebounds and game-high three steals; scored 1,000th career point on first basket of game with 12:12 left in first half, becoming third Notre Dame player to hit milestone as sophomore (Morgan/Diggins), and third-fastest to do so overall (67 career games; Morgan and Matvey did so faster) ... named ACC Tournament MVP after averaging 19.7 points and 6.0 rebounds with .571 field-goal percentage in three games ... first Notre Dame sophomore to be conference tournament MVP since 1989 (Krissi Davis - Midwestern Collegiate Conference) ... had 15 points (7-11 FG) and seven rebounds in NCAA first-round win over Robert Morris ... did bit of everything in NCAA second round vs. Arizona State with 19 points, seven rebounds, three steals and two blocks ... piled up fifth double-double of season in NCAA Sweet 16 win over No. 21/18 Oklahoma State with 20 points (9-16 FG) and game-high (season-best) 12 rebounds, plus



game-high three steals ... carried team to NCAA Elite Eight win over No. 5/6 Baylor with 30 points (career-high 12-27 FG) and five rebounds ... earned NCAA Notre Dame Regional MVP honors, second ND sophomore to be so honored (Diggins - 2011 Dayton Regional) ... posted near double-double in NCAA national semifinal victory vs. No. 11/9 Maryland with 16 points (6-11 FG) and nine rebounds ... canned pair of three-pointers to help spark first-half rally in NCAA national championship game vs. No. 1 Connecticut, ending up with 13 points and six rebounds to make Final Four All-Tournament Team.

2013 EUROPEAN TOUR: Traveled to Europe, but did not play in any of three games after suffering high ankle sprain in one of final practices before tour.

FRESHMAN SEASON (2012-13): Played in 36 games (starting 35), averaging 12.5 ppg., 5.2 rpg. and 2.1 apg. ... scored in double figures 24 times with one double-double and three "5-5-5" games ... ranked among BIG EAST leaders in free-throw percentage (3rd - .820), offensive rebounds (10th - 2.6 orgp.), field-goal percentage (.447) and scoring (25th) ... would have been second in conference in three-point percentage (.413), but wound up short of minimum of made three-pointers per game (1.0 3FGM/game) ... earned starting assignment in college debut at Carrier Classic against No. 19/21 Ohio State, finishing with five points and game-high 12 rebounds (most rebounds for Notre Dame player/freshman in season opener since 2005/Lindsay Schrader vs. Michigan) ... collected 13 points, four assists and two steals in home opener against UMass ... came off the bench against Mercer and sparked in reserve role, tallying 19 points (8-10 FG), six rebounds and five assists in just 19 minutes ... back in the lineup at No. 19/22 UCLA and led the Fighting Irish to victory with team-high 19 points (8-12 FG, 2-3 3FG), seven rebounds and five assists in 36 minutes ... erupted for game-high 24 points and team-best seven rebounds against No. 3 Baylor, connecting on season-high four of five three-pointers (made her first four treys before missing on final try with 14 seconds left); ranked most points by Notre Dame rookie against ranked team since 1/26/02 (Jacqueline Batteast - 26 vs. No. 16/17 Virginia Tech) and most by Notre Dame frosh against Associated Press top-10 team since 2/19/00 (Alicia Ratay - 26 at No. 8/11 Rutgers) ... piled up 15 points, four rebounds and three steals against Utah State ... scored nine points, grabbed three rebounds and had career-high two blocks in just 19 minutes

against Alabama A&M ... had productive game in a career-high 37 minutes of action against No. 22 Texas A&M, tallying 15 points, seven rebounds and two steals against the Aggies, including 11 points in the first half to help Irish erase early eight-point deficit ... had 13 points (6-6 FG, 1-1 3FG) and five rebounds in 14 minutes against Saint Francis (Pa.) ... shooting performance was one made field-goal away from qualifying for school record books (and tying school record for the best shooting day by a Fighting Irish freshman) ... made important contribution in BIG EAST debut at No. 1 Connecticut with 10 points and five rebounds, including pair of layups in final eight minutes as Notre Dame earned first-ever road win over a top-ranked opponent ... posted first career double-double in overtime win at South Florida, tallying 18 points (12 in second half/overtime) and career-high 13 rebounds in 44 minutes; also matched personal high with three steals ... had efficient 14-point (6-8 FG, 2-2 3FG), five-rebound effort against Rutgers ... scored 14 points and added two steals against Georgetown ... turned in solid 14-point night at Pittsburgh, converting six of eleven shots (including 6-of-8 inside the arc) ... chipped in on the road at No. 9 Tennessee, scoring 10 points and grabbing six rebounds ... contributed balanced night at Villanova with 10 points, five rebounds, four assists and two steals ... tallied third "5-5-5" game of season (and Louis had second double-double) against No. 10/11 Louisville with 12 points, nine rebounds and career high-tying five assists ... had team-high 19 points (8-15 FG, 2-4 3FG) at DePaul ... missed first game of college career at Providence with concussion-like symptoms ... returned to lineup for regular-season finale against No. 3 Connecticut, playing career-high 54 minutes in triple-overtime win while collecting six points, six rebounds and team-high four assists; was clutch in third overtime, giving Irish lead for good on short jumper with 2:50 left, followed by two free-throws 53 seconds later as part of 11-0 run that sealed win ... scored 14 points (4-9 FG, 5-6 FT), dished out four assists and grabbed three rebounds in BIG EAST Championship debut, a quarterfinal win over South Florida ... earned her spot on BIG EAST Championship All-Tournament Team by scoring 16 points (6-12 FG, 2-4 3FG) and collecting six rebounds in title-game win at No. 3 Connecticut; became just second Notre Dame freshman to make the BIG EAST Championship All-Tournament Team and first since Skylar Diggins in 2010 ... rang up career-high

27 points (career-high 10-15 FG, 6-6 FT) and six rebounds in NCAA Championship debut, a first-round win over Tennessee-Martin; point total was most by Notre Dame freshman in first NCAA Championship game since 2006 (Lindsay Schrader - 29 vs. Boston College) ... came back to post 14 points (5-11 FG, 2-3 3FG), three rebounds and three assists in NCAA second-round win at Iowa ... was sharp shooting from field in NCAA Sweet 16 win over Kansas, scoring 15 points (6-8 FG, 1-1 3FG, 2-2 FT) while grabbing four rebounds and dishing out three assists ... continued impressive NCAA postseason run with 17 points and eight rebounds in NCAA Elite Eight win over No. 5 Duke ... tallied 11 points and six rebounds in NCAA Women's Final Four semifinal game against No. 3 Connecticut ... averaged 16.8 points and 5.4 rebounds per game with .485 field-goal percentage (32-of-66) and .545 three-point efficiency (6-of-11) in NCAA Championship.

HIGH SCHOOL: Graduated from Niles West High School in Skokie, Ill., where she was a four-year starter (combined record of 93-31, .750) for head coach Tony Konsewicz ... prior to her arrival, school had not won sectional title since 1981, conference title since 1985 and regional crown since 1998 ... during her prep career, Niles West won three regional championships, two conference titles and one sectional crown ... career per-game statistical averages of 24.8 points, 11.9 rebounds, 4.7 assists, 3.2 steals and 2.2 blocks (along with 46 double-doubles in her final 62 games) ... only player in Illinois girls' high school basketball history (dating back to first sanctioned season in 1976-77) to rank among the top 12 for both career points (3,077 - 7th) and rebounds (1,478 - 12th), while also placing 18th in state history with 275 career blocks ... just the third Illinois prep player since 1993 to score 3,000 points, and only the second Chicagoland player ever to reach that milestone (Pam Gant from 1977-81) ... holds school records in virtually all game, season and career categories ... as a senior in 2011-12, sparked Niles West to 22-0 record and Illinois Class 4A regional title ... averaged 26.9 ppg., 12.7 rpg. and 3.8 spg., with 22 double-doubles while shooting 50 percent from the field and 39 percent from the three-point line ... scored career-high 50 points (with 10 three-pointers; tied for fifth-most in a game in state history) against Maine West ... as a junior in 2010-11, helped Niles West to another 22-0 record and a spot in 4A sectional final ... averaged 30.1 ppg., 15.0 rpg., 4.5 spg.,

LOYD'S CAREER STATISTICS (ALL GAMES)

Season	GP-GS	Min.-Avg.	FG-FGA	Pct.	3FG-3FGA	Pct.	FT-FTA	Pct.	Off	Def	Tot	Avg	PF-DQ	A	T	B	S	Pts	Avg.
2012-13	36-35	1120-31.8	164-367	.447	31-75	.413	91-111	.820	93	94	187	5.2	55-0	76	76	11	35	480	12.5
2013-14	37-37	1104-29.8	267-516	.517	35-88	.398	118-146	.808	97	142	239	6.5	51-0	79	65	18	58	650	17.6
TOTALS	73-72	2224-30.5	431-883	.488	66-163	.405	209-257	.813	190	236	426	5.8	106-0	155	141	29	93	1137	15.6

LOYD'S CAREER STATISTICS (CONFERENCE GAMES)

Season	GP-GS	Min.-Avg.	FG-FGA	Pct.	3FG-3FGA	Pct.	FT-FTA	Pct.	Off	Def	Tot	Avg	PF-DQ	A	T	B	S	Pts	Avg.
2012-13	15-15	488-32.5	59-149	.396	10-30	.333	36-43	.837	34	45	79	5.3	22-0	31	34	6	16	164	10.9
2013-14	15-15	461-30.7	113-211	.536	18-38	.474	51-59	.864	40	49	89	5.9	20-0	35	24	6	27	295	19.7
TOTALS	30-30	949-31.6	172-360	.478	28-68	.412	87-102	.853	74	94	168	5.6	42-0	66	58	12	43	459	15.3



4.1 apg. and 3.2 bpg., while registering 24 double-doubles (including one triple-double) and shooting 53 percent from the field ... had five 40-point games as a junior, including season-high 46 points against St. Francis ... as a sophomore in 2009-10, sparked team to 27-6 record and trip to Class 4A Elite Eight (supersectionals), as well as a share of school's first Central Suburban League (CSL) title since 1985 ... averaged 22.8 ppg., 12.2 rpg., 3.6 apg., 2.1 spg. and 2.0 bpg. ... as a freshman in 2008-09, paced team to 22-7 record and berth in Class 4A regional final ... averaged 19.0 ppg., 5.0 rpg., 3.0 bpg. and 2.0 spg. ... has been standout on the AAU circuit, playing for Midwest Elite (formerly Full Package) and coach Ralph Gesualdo (the same AAU program and coach that produced current Notre Dame senior guard Whitney Holloway) ... helped AAU teams to 189-10 record in her career, with per-game statistical averages of 24.0 points, 11.0 rebounds, 5.3 assists, 4.3 steals and 3.0 blocks ... led Midwest Elite to four titles during summer 2010 AAU season — U.S. Junior Nationals in Washington, D.C., USJN Mid-America Challenge (Champaign, Ill.), USJN Premier Invitational (Cincinnati, Ohio) and USJN Summer Final (Chicago) ... team also finished as runner-up at Nike Summer Showcase in Chicago.

AWARDS/HONORS: Finalist for 2012 Naismith National High School Player of the Year award ... consensus high school All-America selection in 2012, earning top honors from McDonald's, Women's

Basketball Coaches Association (WBCA), Parade and MaxPreps ... collected Most Valuable Player honors at 2012 WBCA High School All-America Game after registering game highs of 18 points (6-10 FG) and eight rebounds for the victorious White Team; joined Skylar Diggins (2009) as Notre Dame signees who earned MVP honors at the WBCA All-America Game ... garnered 2012 Illinois Player of the Year accolades from *ESPNChicago.com* and *Champaign News-Gazette* ... first runner-up for 2012 Illinois Miss Basketball honors ... MaxPreps honorable mention All-American (2011) ... *ESPN/RISE Magazine* Underclass All-American (2010) ... four-time all-state selection (2010, 2011, 2012 - first team; 2009 - second team, one of only two freshmen on the squad) ... four-time all-area pick (2009-12) ... named to *Chicago Tribune* Fabulous Freshman list (2009) ... four-time first-team all-conference choice (2009-12) ... attended Nike Skills Academy (2009) ... ranked No. 3 in Class of 2012 by Blue Star Basketball, *All-Star Girls Report* and *Collegiate Girls Basketball Report* ... ranked No. 4 by ESPN Hoopgurlz ... also was two-time all-state selection in tennis during first two prep seasons, playing primarily doubles (in 2010, was part of first Niles West High School team to reach Illinois state championships in nine years); also won several youth-level tennis tournaments, beginning at age 10, before turning attention to basketball full-time after sophomore year of high school.

INTERNATIONAL COMPETITION: Member of 2010 USA Basketball Under-17 World Championship Team that went 8-0 and captured the gold medal at the inaugural FIBA U17 World Championships in Toulouse, France ... averaged 8.6 points and 4.0 rebounds per game while shooting .460 from the field and .353 from the three-point line ... also participated in 2009 USA Basketball U16 National Team Trials.

PERSONAL DATA: Daughter of Gwendolyn Davis-Loyd and Calvin Loyd ... older brother, Jarrod, played professional basketball overseas after stand-out college career at Valparaiso University from 2004-08 ... one of 15 players from state of Illinois to suit up for Notre Dame, and the 14th to come from the Chicagoland area, a list that also includes senior guard Whitney Holloway (Plainfield/Montini Catholic High School) and sophomore center Diamond Thompson (Wheaton/Wheaton Warrenville South) ... off the court, she enjoys playing tennis and the piano, cooking and watching soccer ... currently enrolled in Notre Dame's College of Arts and Letters as a film, television and theater major ... earned spot on 2013-14 ACC Academic Honor Roll ... one of three team representatives on this year's Notre Dame Student-Athlete Advisory Council (SAAC) along with senior guard Whitney Holloway and junior guard Michaela Mabrey ... some other Fighting Irish players who have worn No. 32 include Becca Bruszewski, Julie Henderson and Comalita Haysbert.





#23 MICHAELA MABREY

Hometown: Belmar, N.J.
High School: Manasquan

Guard 5-10 Jr.-2V

MABREY'S CAREER HIGHS

Points: 19 vs. UNC Wilmington (11/9/13)
Rebounds: 5 vs. Providence (1/26/13)
Assists: 7, twice (MR: vs. UCLA, 12/7/13)
Field-Goals: 7 vs. UNC Wilmington (11/9/13)
Field-Goal Attempts: 14 vs. Valparaiso (11/16/13)
Three-Point Field-Goals: 6 vs. Syracuse (2/9/14)
Three-Point Field-Goal Attempts: 14 vs. Syracuse (2/9/14)
Free-Throws: 4, twice (MR: vs. UNC Wilmington, 11/9/13)
Free-Throw Attempts: 5 vs. UNC Wilmington (11/9/13)
Steals: 4 vs. UCLA (12/7/13)
Blocked Shots: 2 at Michigan (12/14/13)
Minutes Played: 29 vs. Miami (1/23/14)

MISCELLANEOUS

Double-doubles	0
Double-figure scoring games	20
20-point games	0
5-assist games	6
5-steal games	0

OVERVIEW: Nicknamed "Mike" ... multi-talented backcourt player with exceptional basketball IQ ... has tremendous range and efficiency with her three-point shot ... instinctive passer who sees the court well ... solid ball-handler with good feel for putting her teammates in position to succeed ... understands all the nuances of the game at both ends of the floor ... charismatic player who has been tremendous fit in the Notre Dame system ... embraces challenge of playing in big games ... takes on added role of veteran leader as one of three captains on 2014-15 Irish roster.

SOPHOMORE SEASON (2013-14): Played in all 38 games, including first career start (Jan. 23 vs. Miami) ... averaged career-high 8.6 points, 2.2 assists and 1.3 rebounds per game ... ranked fourth in ACC in three-point percentage (.421) and 11th in three-pointers made (1.9) ... piled up career-best 17 double-figure scoring games ... ranked fourth on Notre Dame single-season three-pointers list (72 - most since Alicia Ratay's 81 in 2000-01), fifth on single-season three-point attempts list (171; most since Sheila McMillen's school-record 247 in 1998-99), and eighth on school's single-season three-point

percentage chart (best since Ratay's .463 mark in 2002-03; min. 1.0 3FGM/game) ... made multiple three-pointers in 23 games, including seven games with at least four triples ... set several career highs in season opener against UNC Wilmington, including personal bests for points (19), field-goals made (7), field-goal attempts (13), free-throws made (4 - tied), free-throw attempts (5) and minutes played (27) ... also had six assists, one off career high ... had 11 points and four assists against Valparaiso ... tallied third double-figure scoring effort of season at Penn, totaling 13 points (5-9 FG, 2-3 3FG) ... collected 12 points (5-8 FG, 2-3 3FG) and three assists in win over Duquesne ... valuable contributor at No. 10/11 Penn State with nine points, including eight in a row (jumper, back-to-back 3FG) during a two-minute span in second half when PSU had closed to within 10 points midway through period ... tied career high with seven assists and set career high with four steals against UCLA ... added eight points and two boards ... had career day from behind the arc at Michigan (4-8 3FG) to highlight fifth double-digit scoring effort of season ... finished with 14 points, three assists and career-high two blocks ... deadly accurate against Central Michigan, scoring 17 points (6-8 FG, 4-5 3FG) ... tied career high in three-pointers made and minutes played (27) ... added six assists and two steals ... blistered nets for 18 points (6-9 FG, 5-6 3FG) against Boston College ... five three-pointers were career high and one off the arena record ... turned in another deadly performance from behind the arc at Pittsburgh, going four for five from three to finish with 13 points (4-6 FG) and five assists (one turnover) ... punctuated Notre Dame comeback win at No. 11/10 Tennessee, nailing pair of three-pointers 29 seconds apart midway through second half ... finished with 15 points (5-10 FG, 3-7 3FG, 2-2 FT), three assists and two rebounds ... got starting nod vs. Miami in place of injured Jewell Loyd, totaling 10 points, three assists and two steals in career-high 29 minutes ... returned to reserve role at No. 8/6 Maryland and scored 13 points (4-7FG, 3-6 3FG, 2-2 FT), including critical three-pointer with 3:18 left to give Notre Dame four-point advantage ... dropped in eight points (3-6 FG, 2-5 3FG) at No. 3 Duke ... shot early and often against Syracuse, finishing with 18 points (career-high 6-of-14 3FG), including flurry of three triples in span of 1:09 during first half ... six three-point field-goal tied Purcell Pavilion record, while 14 three-point field-goal attempts were one off both the school and arena records ... dropped in 10 points and grabbed three rebounds against

Georgia Tech ... had season-high-tying four rebounds against No. 14/11 North Carolina ... canned fur of six three-pointers (12 points) and dished out four assists in ACC quarterfinal win over Florida State ... chalked up 10 points (4-6 FG, 2-3 3FG) in ACC semifinal victory over No. 14/17 North Carolina State ... contributed seven points (2-5 3FG) in ACC title game win over No. 10 Duke ... led way with game-high 16 points (6-7 FG, 4-5 3FG) in NCAA first-round win over Robert Morris — best overall shooting day by ND player in NCAA Championship since 2001 (Ruth Riley - 6-6 vs. Alcorn State) ... fueled first-half comeback in NCAA national championship game vs. No. 1 Connecticut, sinking pair of three-pointers on the way to finishing with 10 points.

2013 EUROPEAN TOUR: Played in all three games (starting twice) and ranking third on the team at 12.3 points per game ... connected at .474 clip from the three-point line (9-of-19) ... shredded Barking Abbey for game-high 24 points (9-18 FG, 6-12 3FG) and seven rebounds in four-opening win ... chalked up 10 points and game-best four steals in first of two wins over French All-Star Team.

FRESHMAN SEASON (2012-13): Appeared in 30 games during her rookie season, averaging 3.0 points and 1.3 assists per game and scoring in double figures three times ... dropped in 10 points (2-6 3FG) and added three assists in college debut, a home-opening win over University of Massachusetts Amherst ... posted five assists and four rebounds in 24 minutes against Mercer ... came off bench to drill three-pointer in first-half action at Central Michigan ... missed four games after suffering ankle injury in practice Dec. 6 ... returned from injury to nail a three against No. 11 Purdue in 13 minutes of action ... had most productive game of young career against Saint Francis (Pa.), scoring a season-high 18 points (6-12 FG, 2-4 3FG, 4-4 FT) and dishing out a season-best seven assists (one turnover) in 22 minutes ... made splash in her BIG EAST debut at No. 1 Connecticut, scoring 11 points (season-high 3-4 3FG), including two first-half treys as Irish built nine-point lead on way to first-ever road win over a top-ranked opponent ... scored three points in 11 minutes of overtime win at South Florida, making game-clinching free-throw with 6.1 seconds left in overtime ... had three points and two assists at Pittsburgh ... tallied eight points, season-high five rebounds and four assists against Providence ... canned pair of three-pointers in first half at No. 9 Tennessee, finishing with six points in nine minutes as Irish earned first-ever road win over Lady Vols ... scored five points, dished out two assists and added two steals in 16 minutes against No. 10/11 Louisville ... scored six points and grabbed three rebounds in 12 minutes at Marquette ... handed out four assists at Providence, while collecting three rebounds and two points ... saw time in all five NCAA Championship contests for Notre Dame, recording single assists in first-round (Tennessee-Martin) and Sweet 16 (Kansas) wins.

INTRODUCTION

2014-15 SEASON PREVIEW

STUDENT-ATHLETES

COACHING STAFF

2014-15 OPPONENTS

2013-14 SEASON IN REVIEW

RECORDS

HISTORY

33

HIGH SCHOOL: Graduated from Manasquan High School in Manasquan, N.J., where she was coached by Felix Romero, after spending her freshman season at St. John Vianney High School in Holmdel, N.J. ... combined career per-game statistical averages (both schools) of 19.8 points and 4.9 assists ... scored 2,123 points in her prep career, ranking fourth all-time among players from the Shore Conference, and making her the first 2,000-point scorer from the Shore since 1993, when Christie Pearce (Rampone) reached that milestone for Point Pleasant Boro before electing to devote her energy full-time to soccer (Rampone has more than 250 caps with the U.S. Women's National Team, including four FIFA World Cup and four Olympic appearances, helping the Americans to the 1999 World Cup title and Olympic gold medals in 2004, 2008 and 2012) ... had career per-game statistical averages in three seasons at Manasquan of 22.4 points, 8.2 rebounds and 4.9 assists ... led the Shore Conference in scoring as both a sophomore and junior ... as a senior in 2011-12, averaged 17.0 ppg., 6.2 rpg., 5.4 apg. and 2.8 spg., while leading Manasquan to a 32-2 record, a No. 17 national ranking in the final *USA Today* Super 25 poll, the New Jersey State Interscholastic Athletic Association (NJSIAA) Group III state title and the NJSIAA Tournament of Champions crown (across all groups/classes) ... became one of only handful of New Jersey girls' players ever to win two Tournament of Champions titles at different schools ... had three 20-point outings in the state tournament and capped by a 26-point performance in the Tournament of Champions final against Gill St. Bernard's ... as a junior in 2010-11, averaged 23.4 ppg., 9.0 rpg., 5.9 apg. and 3.8 spg., while knocking down 42 three-pointers and .883 from the free-throw line ... as sophomore in 2009-10, averaged 26.9 ppg., 9.5 rpg. and 3.4 apg. with .821 free-throw percentage ... played her freshman season (2008-09) at St. John Vianney, averaging 12.0 ppg. and 5.0 apg., while helping team win NJSIAA Tournament of Champions ... also sparked on the AAU circuit, playing for New Jersey Demons and coach Rich Leary ... program won four state-level AAU tournaments and finished second once in summer of 2011.

AWARDS/HONORS: 2012 McDonald's and Women's Basketball Coaches Association (WBCA) High School All-America selection... finished second in Powerade Jam Fest Girls' 3-Point Shootout at McDonald's High School All-America Game in

Chicago, narrowly losing in final, 17-16 ... 2012 Gatorade New Jersey High School Player of the Year ... 2012 ESPN Hoopgurlz Eastern All-Star Team ... two-time all-state selection (first team in 2012, second team in 2011) ... two-time all-metro (tri-state) first-team pick (2011, 2012) ... two-time *Coast Star* Offensive Player of the Year (2011, 2012) ... was near-consensus player of the year selection in 2012 by *Newark Star-Ledger*, *MSG Varsity* and *Asbury Park Press*, in addition to *Coast Star* ... 2010 *Newark Star-Ledger* Sophomore of the Year ... four-time all-region choice (2009-12) ... four-time all-conference selection (2009-12) ... made all-star teams at two AAU tournaments in summer of 2011 (U.S. Junior Nationals in Washington, D.C., and Lady Choz Festival), and was named to ESPN Hoopgurlz "Best of the Summer 2011" ... ranked 20th by Blue Star Basketball ... ranked 33rd by ESPN Hoopgurlz ... ranked 36th by *All-Star Girls Report* ... ranked 76th by *Collegiate Girls Basketball Report*.

INTERNATIONAL COMPETITION: Member of 2012 USA Basketball Under-18 National Team that went 5-0 and won the gold medal at the FIBA Americas U18 Championship in Gurabo, Puerto Rico ... appeared in all five games (started four times), averaging 12.8 points, 4.8 assists and 4.0 rebounds per game with .500 three-point percentage (16-of-32) and .489 overall field-goal percentage (23-of-47) while scoring in double figures four times, including 14 points in gold-medal game against Brazil (3 FG in 19-0 run that erased early 11-point deficit) ... led all players in the eight-team tournament in assists, assist-to-turnover ratio (2.67) and three-pointers per game (3.2) ... stamped name all over the USA Basketball U18 record books, setting new single-game record with 10 assists in win over the Dominican Republic, and tying another U.S. U18 record with an .833 three-point percentage (5-of-6) in victory over Colombia ... also tied second-best tournament-long assist average (4.8) and three-point percentage (.500) by a USA Basketball player.

PERSONAL DATA: Last name is pronounced *MAY-bree* ... daughter of Patti and Roy Mabrey ... second of five siblings ... older brother, Roy, is a standout senior basketball player at Saint Anselm College in Manchester, N.H. ... ninth New Jersey resident to join the Notre Dame women's basketball program, and first in nearly two decades (Fighting Irish All-America guard/Turnersville native Karen Robinson played from 1987-91, followed by Keyport

product Audrey Gomez from 1991-93) ... talented cook (named Chef of the Month at her high school) ... currently enrolled in Notre Dame's College of Arts and Letters as a film, television and theater major ... one of three team representatives on this year's Notre Dame Student-Athlete Advisory Council (SAAC) along with senior guard Whitney Holloway and junior guard Jewell Loyd ... some other Fighting Irish players who have worn No. 23 include Melissa Lechlitner and Stacy Fields, while current assistant coach Niele Ivey wore the number as a freshman (1996-97).



MABREY'S CAREER STATISTICS (ALL GAMES)

Season	GP-GS	Min.-Avg.	FG-FGA	Pct.	3FG-3FGA	Pct.	FT-FTA	Pct.	Off	Def	Tot	Avg.	PF-DQ	A	T	B	S	Pts	Avg.
2012-13	30-0	320-10.7	32-100	.320	17-59	.288	10-13	.769	10	18	28	0.9	17-0	38	36	4	9	91	3.0
2013-14	38-1	760-20.0	115-262	.439	72-171	.421	24-33	.727	4	46	50	1.3	43-0	83	54	4	33	326	8.6
TOTALS	68-1	1080-15.9	147-362	.406	89-230	.387	34-46	.739	14	64	78	1.1	60-0	121	90	8	42	417	6.1

MABREY'S CAREER STATISTICS (CONFERENCE GAMES)

Season	GP-GS	Min.-Avg.	FG-FGA	Pct.	3FG-3FGA	Pct.	FT-FTA	Pct.	Off	Def	Tot	Avg.	PF-DQ	A	T	B	S	Pts	Avg.
2012-13	15-0	187-12.5	16-55	.291	8-32	.250	6-9	.667	5	13	18	1.2	10-0	19	18	3	7	46	3.1
2013-14	16-1	316-19.8	43-102	.422	33-78	.423	10-14	.714	1	21	22	1.4	15-0	25	26	1	11	129	8.1
TOTALS	31-1	503-16.2	59-157	.376	41-110	.373	16-23	.696	6	34	40	1.3	25-0	44	44	4	18	175	5.6



#21 KRISTINA NELSON

Hometown: Buford, Ga.
High School: Buford

Forward 6-3 So.-1V

NELSON'S CAREER HIGHS

Points: 9 vs. UNC Wilmington (11/9/13)
Rebounds: 4 vs. UNC Wilmington (11/9/13)
Assists: 2 at Michigan (12/14/13)
Field-Goals: 4 vs. UNC Wilmington (11/9/13)
Field-Goal Attempts: 8 vs. Boston College (1/10/14)
Three-Point Field-Goals: None
Three-Point Field-Goal Attempts: None
Free-Throws: 2, twice
(MR: vs. South Dakota State, 1/2/14)
Free-Throw Attempts: 3, twice
(MR: vs. South Dakota State, 1/2/14)
Steals: 1 at Florida State (2/6/14)
Blocked Shots: 2 vs. UCLA (12/7/13)
Minutes Played: 14 vs. UNC Wilmington (11/9/13)

MISCELLANEOUS

Double-doubles	0
Double-figure scoring games	0
5-rebound games	0

OVERVIEW: Nicknamed "Coco" ... powerful player on the blocks ... has good size and footwork, part of solid fundamental base ... also has soft hands and finishes well around the basket, particularly with contact ... keeps defenses honest with a jumper that extends to foul line and beyond ... got late start to preseason while recovering from shoulder surgery ... adds depth to Fighting Irish front line.

FRESHMAN SEASON (2013-14): Played in 32 games, averaging 2.0 points and 0.9 rebounds per contest ... ranked second on team with .560 field-goal percentage ... made solid college debut in opener against UNC Wilmington with nine points (4-5 FG) and four rebounds ... contributed six points (3-4 FG) and three rebounds against Valparaiso ... scored four points and blocked two shots (first of her career) against UCLA ... handed out season-high

two assists at Michigan ... totaled six points (3-4 FG) against Central Michigan ... added eight points (3-4 FG) against South Dakota State ... scored six points and had two rebounds against Boston College ... tallied four points (2-4 FG), two rebounds and an assist at Pittsburgh ... totaled five points (2-4 FG) and two rebounds against Virginia Tech ... collected two points and two rebounds against Syracuse ... made only shot (two points) in win against No. 14/11 North Carolina ... grabbed two rebounds in regular season finale at No. 13/17 North Carolina State ... scored first postseason points of career with basket (and assist) in Atlantic Coast Conference quarterfinal win over Florida State ... had two points (1-1 FG) and a blocked shot in NCAA Championship debut (first-round win over Robert Morris).

2013 EUROPEAN TOUR: Played in all three games, averaging 2.0 points and 3.3 rebounds per contest ... tallied six points and seven rebounds in tour-opening win over Barking Abbey.

HIGH SCHOOL: Graduated from Buford High School in Buford, Ga., where she attended her final two years and was coached by Gene Durden ... spent her first two prep seasons at Greater Atlanta Christian School in Norcross, Ga. ... combined career per-game statistical averages of 13.1 points and 6.4 rebounds ... saw limited action as a senior due to shoulder injury ... as a junior in 2011-12, was instrumental in Buford's run to the Georgia Class 2A state championship game and regional title with a 22-8 record, averaging 10.6 ppg. and 6.0 rpg. ... as a sophomore in 2010-11 at GACS, helped her team to a spot in the Class 2A title contest and a 17-7 record while averaging 15.5 ppg. and 6.8 rpg. ... also helped GACS to 20-5 record, Class 2A state semifinals and a regional championship as a freshman in 2009-10, when she logged her career scoring high (28 points) ... experienced great deal of success on the AAU circuit with Georgia ICE and head coach Antonio Davis (a 16-year NBA veteran who was originally drafted by the Indiana Pacers in 1990 and also spent time with the Toronto Raptors, Chicago Bulls and New York

Knicks) ... helped Georgia ICE to the summer 2009 age-group state and national titles.

AWARDS/HONORS: 2012 Associated Press honorable mention all-state pick ... three-time all-region/metro choice (2010, 2011, 2012) ... ranked No. 32 in Class of 2013 by Peach State Basketball/JumpOffPlus ... ranked No. 39 by ESPN Hoopgurlz ... ranked No. 44 by Blue Star Basketball ... ranked No. 48 by *All-Star Girls Report*.

PERSONAL DATA: Daughter of Nanette and Herb Nelson ... oldest of three children ... third player from state of Georgia to play for Notre Dame, and the second in recent years following Atlanta guard Fraderica Miller (2008-12), who helped the Fighting Irish reach the 2011 and 2012 NCAA national championship games ... was member of high school's Student-Athlete Leadership Team (SALT) ... currently enrolled in Notre Dame's College of Arts and Letters but has not yet declared a major ... wore No. 5 as a freshman, but switched to No. 21 prior to the 2014-15 season in honor of her late brother, Jeremy ... some other Fighting Irish players who have worn No. 21 include Kayla McBride, Natalie Novosel, Jacqueline Batteast and current associate coach Beth (Morgan) Cunningham.



NELSON'S CAREER STATISTICS (ALL GAMES)

Season	GP-GS	Min.-Avg.	FG-FGA	Pct.	3FG-3FGA	Pct.	FT-FTA	Pct.	Off	Def	Tot	Avg.	PF-QD	A	T	B	S	Pts	Avg.
2013-14	32-0	129-4.0	28-50	.560	0-0	.000	9-17	.529	9	21	30	0.9	39-1	7	17	3	1	65	2.0
TOTALS	32-0	129-4.0	28-50	.560	0-0	.000	9-17	.529	9	21	30	0.9	39-1	7	17	3	1	65	2.0

NELSON'S CAREER STATISTICS (CONFERENCE GAMES)

Season	GP-GS	Min.-Avg.	FG-FGA	Pct.	3FG-3FGA	Pct.	FT-FTA	Pct.	Off	Def	Tot	Avg.	PF-QD	A	T	B	S	Pts	Avg.
2013-14	14-0	48-3.4	9-23	.391	0-0	.000	2-4	.500	4	8	12	0.9	11-0	1	4	0	1	20	1.4
TOTALS	14-0	48-3.4	9-23	.391	0-0	.000	2-4	.500	4	8	12	0.9	11-0	1	4	0	1	20	1.4

12 NCAA Sweet Sixteens | 16 All-Americans | 14 USA Basketball Gold Medalists

INTRODUCTION

2014-15 SEASON PREVIEW

STUDENT-ATHLETES

COACHING STAFF

2014-15 OPPONENTS

2013-14 SEASON IN REVIEW

RECORDS

HISTORY

35





#12 TAYA REIMER

Hometown: Fishers, Ind.
High School: Hamilton Southeastern

Forward 6-3 So.-1V

REIMER'S CAREER HIGHS

Points: 19 vs. Michigan State (11/11/13)
Rebounds: 14 vs. DePaul (11/26/13)
Assists: 6 vs. Valparaiso (11/16/13)
Field-Goals: 8 vs. Michigan State (11/11/13)
Field-Goal Attempts: 13 vs. Michigan State (11/11/13)
Three-Point Field-Goals: None
Three-Point Field-Goal Attempts: None
Free-Throws: 11 vs. DePaul (11/26/13)
Free-Throws Attempts: 14 vs. DePaul (11/26/13)
Steals: 3 at Penn State (12/4/13)
Blocked Shots: 4, three times (MR: vs. Syracuse, 2/9/14)
Minutes Played: 31 vs. Michigan State (11/11/13)

MISCELLANEOUS

Double-doubles	3
Double-figure scoring games	10
Double-figure rebound games	4
5-block games	0
5-assist games	1

OVERVIEW: Athletic and versatile post player who showed flashes of promise as a spot starter and key reserve during rookie season ... showed continued growth during offseason workouts ... can battle on the blocks or step out to perimeter to stretch defenses ... long frame makes her a true asset on defense as both a rebounder and shot blocker ... quickness allows her to be a weapon in either transition or half-court game ... among several Fighting Irish players with experience playing in international ranks with USA Basketball ... looks to contend for starting role this season.

FRESHMAN SEASON (2013-14): Appeared in all 38 games (starting six times), averaging 7.4 points, 4.6 rebounds and team-high 1.4 blocks per game (sixth in Atlantic Coast Conference, second among conference freshmen), with three double-doubles (all against ranked opponents) ... in six starts, averaged 10.5 points, 7.0 rebounds and 2.5 blocks per game with .510 field-goal percentage ... third on Notre Dame single-season blocked shot list for freshmen (most by Notre Dame rookie since Ruth Riley's 71 in 1997-98) ... started season opener against UNC Wilmington

and had six points, game-high 12 rebounds and three blocks ... continued strong start with first career double-double (19 points, game-high 13 rebounds) against No. 19/18 Michigan State ... scored 13 points and dished out season-best (and game-high) six assists against Valparaiso ... also had season highs with four blocks and two steals ... had third consecutive double-digit scoring effort at Penn by totaling 14 points (5-9 FG, 4-4 FT) ... produced second double-double with 15 points and game-high 14 rebounds against No. 25 DePaul ... had season highs for rebounds (14), free-throws made (11) and free-throws attempted (14) ... claimed another double-double with 12 points and game-high 10 rebounds (plus season-best three steals) at No. 10/11 Penn State ... scored eight points (4-7 FG) and grabbed six rebounds against South Dakota State ... returned to double figures with impressive 15-point effort (5-6 FG, 5-7 FT) in 16 minutes against Boston College ... filled in for regular starting forward Ariel Braker at Pittsburgh and had 10 points (4-4 FT), seven rebounds and a season high-tying four blocks ... put together efficient game against Virginia Tech, scoring 15 points (5-7 FG, 5-5 FT) while adding three rebounds, two steals and a block ... scored 12 points (5-8 FG, 2-2 FT) and grabbed three rebounds at Florida State ... filled up the stat sheet against Syracuse, totaling seven points, five rebounds, four assists, season high-tying four blocks and two steals ... had efficient day at Boston College, scoring nine points (2-2 FG, 5-7 FT) to go along with three rebounds, two assists and a block ... productive night at Wake Forest with 10 points, eight rebounds and two blocks ... collected six points, five rebounds and game-high three blocks against No. 14/11 North Carolina ... solid day in regular season finale at No. 13/17 North Carolina State with five points and seven rebounds ... sharp in postseason debut against Florida State in ACC quarterfinals with eight points (4-7 FG) and three assists ... tallied seven points (3-5 FG) and five rebounds in ACC semifinal victory over No. 14/17 North Carolina State ... had two points, five rebounds and game-high three blocks in ACC title game win over No. 10 Duke ... scored six points (2-3 FG, 2-2 FT) and dished out three assists in NCAA first-round win vs. Robert Morris ... contributed five points against Arizona State

CAREER HONORS

2014: ACC Academic Honor Roll.

in NCAA second-round victory ... registered four points and four rebounds in NCAA Elite Eight win over No. 5/6 Baylor ... returned to starting lineup (in place of injured Natalie Achonwa) for NCAA national semifinal victory vs. No. 11/9 Maryland, collecting nine points, five rebounds and four assists ... started for Achonwa in NCAA national championship game against No. 1 Connecticut, tallying six points, four rebounds and a game-high three blocks

2013 EUROPEAN TOUR: Played in all three games (starting twice) and averaging 11.3 points and team-high 7.7 rebounds per outing with a .517 field-goal percentage ... had double-double (16 points/12 rebounds) in tour-opening win over Barking Abbey ... collected 12 points and eight rebounds in first of two wins over French All-Star Team.

HIGH SCHOOL: Graduated from Hamilton Southeastern High School in Fishers, Ind., where she was coached by Chris Huppenthal ... career per-game statistical averages of 15.8 points, 8.3 rebounds, 2.2 blocks, 2.0 assists and 1.7 steals ... ranks fifth in Hamilton County (Indiana) history with school-record 1,374 career points ... as a senior in 2012-13, paced Hamilton Southeastern to 19-4 record while averaging 20.6 ppg., 8.0 rpg., 2.4 spg. and 2.2 bpg. ... as a junior in 2011-12, led her team to a 20-1 record and No. 1 ranking in Class 4A for much of season before losing to eventual state champion North Central in sectionals; averaged 19.4 ppg., 9.6 rpg., 2.4 apg., 2.3 bpg. and 1.5 spg. ... as a sophomore in 2010-11, paced Hamilton Southeastern to a 15-6 record and sectional semifinals while averaging 14.2 ppg., 8.2 rpg., 2.3 apg., 2.1 bpg. and 1.4 spg. ... as a freshman in 2009-10, helped school to sectional semifinals and 12-10 record while collecting 9.1 ppg., 7.2 rpg., 1.4 apg. and 1.3 spg. ... has registered career highs of 29 points, 18 rebounds, 10 blocks, seven steals and six assists, all during the 2011-12 season ... posted triple-double (18 points, 10 rebounds, 10 blocks) against Warsaw on Dec. 27, 2011 ... most recently played AAU ball with Midwest Elite and head coach Ralph Gesualdo, helping team to consecutive USJN/Nike National Championships in 2010 and 2011 (only AAU club to win the title twice) ... previously played for Indiana Elite Central U15 and U17, Indiana's Finest U9 and U11 (AAU Division I Nationals runner-up), and Dayton Lady Hoopstars U10 teams.

AWARDS/HONORS: 2013 USA Today All-USA First Team selection ... two-time MaxPreps All-America pick (second team in 2013; honor-



able mention in 2012) ... 2013 Morgan Wootten National Player of the Year (presented by McDonald's) ... 2013 McDonald's High School All-America Team selection (first father/daughter combo in game's history - dad, Ben Davis, played in 1991) ... 2013 WBCA High School All-America Team selection ... 2013 Indiana Miss Basketball runner-up (finished second by five votes) ... four-time all-state selection (first team in 2011, 2012, 2013; honorable mention in 2010) ... 2013 Indiana Senior All-Star Team selection — helped Indiana split pair of games with Kentucky counterparts, averaging 14.5 points and 7.5 rebounds in the two all-star contests (also averaged 19.5 points per game in two wins over Indiana Junior All-Stars prior to Kentucky series) ... 2012 Indiana Junior All-Star Team pick — led Indiana to a sweep of its Kentucky Junior All-Star counterparts in two-game series in June 2012 (averaging 26.0 ppg. in two wins), plus sweep of Indiana Senior All-Star Team (averaging 22.0 ppg. in two wins) ... two-time *Indianapolis Star* Super Team member (2012, 2013) ... 2011 *Indianapolis Star* All-North First Team choice ... two-time Hamilton County Player of the Year (2012, 2013) ... four-time all-county selection (2010, 2011, 2012, 2013) ... four-time all-conference pick (first team in 2011, 2012, 2013; honorable mention in 2010) ... a consensus top-five selection (and the top power forward in the nation) by every major recruiting service, peaking at No. 3 in Class of 2013.

INTERNATIONAL COMPETITION: Three-time USA Basketball medalist (two golds, one honorary bronze) ... captain of 2012 USA Basketball Under-17 National Team (played alongside Notre Dame classmate Lindsay Allen) that went 8-0 and captured the gold medal at the FIBA U17 World Championships in Amsterdam, Netherlands ... started with Allen in all eight games for Team USA, averaging 9.8 points, 5.4 rebounds and 1.3 blocks per game while shooting .483 from the field; finished eighth among all tournament players in blocks, ninth in field-goal percentage and 18th in scoring ... member of 2011 USA Basketball U16 National Team that posted 5-0 record on the way to gold medal at FIBA Americas U16 Championship in Merida, Mexico ... started all five games for United States, averaging 4.8 ppg., 5.0 rpg. and 0.8 bpg. for squad that won by average of 43.2 points

per game ... also played for 2011 USA Basketball 3x3 Youth Team at inaugural FIBA 3x3 Youth World Cup in Rimini, Italy ... team went 7-2, received honorary bronze medal after forfeiting third-place game when Reimer and another teammate were sidelined by injuries (USA finished two-point semifinal loss to Italy with only two players) ... played in three games before being injured, averaging 5.0 points in those outings.

PERSONAL DATA: Name is pronounced *TAY-uh RYE-mer* ... daughter of Brenda Reimer and Ben Davis ... older of two children ... father, Ben Davis, was a power forward who played collegiately at Kansas and Arizona and was selected in 1996 NBA Draft (second round/43rd overall) by

the Phoenix Suns; he played from 1996-2000 with both the Suns and New York Knicks as part of a 13-year professional career that also included stops overseas, as well as in the CBA and ABA ... 20th Indiana native to suit up for the Notre Dame women's basketball program, and first from Indianapolis metro area since Ashley Barlow (Pike High School) from 2006-10 ... currently enrolled in Notre Dame's College of Arts and Letters but has not yet declared a major ... earned spot on 2013-14 ACC Academic Honor Roll ... some other Fighting Irish players who have worn No. 12 include Katryna Gaither, Danielle Green, Teresa Borton and Fraderica Miller.



REIMER'S CAREER STATISTICS (ALL GAMES)

Season	GP-GS	Min.-Avg.	FG-FGA	Pct.	3FG-3FGA	Pct.	FT-FTA	Pct.	Off	Def	Tot	Avg.	PF-DQ	A	T	B	S	Pts	Avg.
2013-14	38-6	730-19.2	105-209	.502	0-0	.000	72-102	.706	64	111	175	4.6	90-2	61	66	52	25	282	7.4
TOTALS	38-6	730-19.2	105-209	.502	0-0	.000	72-102	.706	64	111	175	4.6	90-2	61	66	52	25	282	7.4

REIMER'S CAREER STATISTICS (CONFERENCE GAMES)

Season	GP-GS	Min.-Avg.	FG-FGA	Pct.	3FG-3FGA	Pct.	FT-FTA	Pct.	Off	Def	Tot	Avg.	PF-DQ	A	T	B	S	Pts	Avg.
2013-14	16-1	285-17.8	38-72	.528	0-0	.000	31-45	.689	20	45	65	4.1	36-1	25	27	20	9	107	6.7
TOTALS	16-1	285-17.8	38-72	.528	0-0	.000	31-45	.689	20	45	65	4.1	36-1	25	27	20	9	107	6.7

12 NCAA Sweet Sixteens | 16 All-Americans | 14 USA Basketball Gold Medalists



#35 DIAMOND THOMPSON

Hometown: Wheaton, Ill.
High School: Wheaton Warrenville South

Center 6-4 So.-1V

THOMPSON'S CAREER HIGHS

Points: 4 vs. North Carolina State (3/8/14)

Rebounds: 4 vs. Miami (1/23/14)

Assists: None

Field-Goals: 2 vs. North Carolina State (3/8/14)

Field-Goal Attempts: 2, twice
(MR: vs. North Carolina State, 3/8/14)

Three-Point Field-Goals: None

Three-Point Field-Goal Attempts: None

Free-Throws: None

Free-Throw Attempts: None

Steals: None

Blocked Shots: 1, three times
(MR: at Boston College, 2/13/14)

Minutes Played: 7 vs. Valparaiso (11/16/13)

MISCELLANEOUS

Double-doubles	0
Double-figure scoring games	0
5-rebound games	0

OVERVIEW: Athletic, lanky post player who not only brings height but length to Notre Dame front line, making her an important contributor on defense through rebounding, steals and shot blocking ... solid finisher at the rim ... has good fundamental skill set to build from ... provides depth for Irish post corps ... showed positive growth and development during offseason under watchful eye of longtime Fighting Irish associate head coach/post guru Carol Owens.

FRESHMAN SEASON (2013-14): Played in 16 games, averaging 0.5 points and 0.8 rebounds per game ... saw first action of career against Valparaiso, scoring two points and grabbing three rebounds ... had two points and two rebounds in late-game action against Duquesne ... grabbed a season-high four rebounds in just two minutes against Miami ... tallied third block of career at Boston College ... made the most of her postseason debut against No. 14/17 North Carolina State in Atlantic Coast Conference

semifinals with season-high four points (2-2 FG) and one rebound in four minutes.

2013 EUROPEAN TOUR: Appeared in two games ... had two rebounds in tour-opening win over Barking Abbey ... recorded a blocked shot in first of two wins over French All-Star Team.

HIGH SCHOOL: Graduated from Wheaton Warrenville South High School in Wheaton, Ill., where she studied her final season and was coached by Rob Kroehnke ... spent first three prep seasons at Montini Catholic High School in Lombard, Ill., where she was a teammate of current Notre Dame senior guard Whitney Holloway in 2009-10 and 2010-11 ... helped Broncos to 102-8 (.927) record and three consecutive Illinois Class 3A state titles from 2010-12 (first three in school history), becoming sixth Illinois girls' basketball team in history (across all classes) to win three state championships, and only the second to do so

consecutively (Teutopolis won three Class A crowns from 1988-90), since tournament began in 1977 ... in final two years at Montini Catholic, averaged 5.7 points, 3.2 rebounds and 2.5 blocks per game in limited action ... played AAU ball with Illinois Lady Lightning and head coach Michael Seberger.

AWARDS/HONORS: Ranked No. 73 in Class of 2013 by Blue Star Basketball ... ranked No. 85 by *Collegiate Girls Basketball Report* ... ranked No. 97 by *All-Star Girls Report* ... ranked as 10th-best center in Class of 2013 by ESPN Hoopgurlz.

PERSONAL DATA: Daughter of Annette Thompson and Mario Crawford ... the 15th player from state of Illinois to matriculate to Notre Dame, and the 14th to come from the Chicagoland area, including two other current members of the Fighting Irish roster who came east from the Windy City (senior guard Whitney Holloway and junior guard Jewell Loyd) ... tallest player to play for Notre Dame since another 6-4 center, Erica Williamson (2006-10) ... currently enrolled in Notre Dame's top-ranked Mendoza College of Business but has not yet declared a major ... some other Fighting Irish players who have worn No. 35 include Kelly Heath and Mary Leffers (the latter, who also played volleyball at Notre Dame, was the most recent Fighting Irish women's basketball player to sport that number in 1997-98).



THOMPSON'S CAREER STATISTICS (ALL GAMES)

Season	GP-GS	Min.-Avg.	FG-FGA	Pct.	3FG-3FGA	Pct.	FT-FTA	Pct.	Off	Def	Tot	Avg.	PF-DQ	A	T	B	S	Pts	Avg.
2013-14	16-0	43-2.7	4-6	.667	0-0	.000	0-0	.000	6	7	13	0.8	10-0	0	6	3	0	8	0.5
TOTALS	16-0	43-2.7	4-6	.667	0-0	.000	0-0	.000	6	7	13	0.8	10-0	0	6	3	0	8	0.5

THOMPSON'S CAREER STATISTICS (CONFERENCE GAMES)

Season	GP-GS	Min.-Avg.	FG-FGA	Pct.	3FG-3FGA	Pct.	FT-FTA	Pct.	Off	Def	Tot	Avg.	PF-DQ	A	T	B	S	Pts	Avg.
2013-14	8-0	16-2.0	0-0	.000	0-0	.000	0-0	.000	2	4	6	0.8	3-0	0	2	1	0	0	0.0
TOTALS	8-0	16-2.0	0-0	.000	0-0	.000	0-0	.000	2	4	6	0.8	3-0	0	2	1	0	0	0.0



#34 MARKISHA WRIGHT

Hometown: Des Moines, Iowa
High School: Des Moines East

Forward 6-2 Sr.-3V

WRIGHT'S CAREER HIGHS

Points: 24 at Mercer (12/30/11)
Rebounds: 14 vs. Alabama A&M (12/19/12)
Assists: 4, three times
(MR: vs. Providence, 1/26/13)
Field-Goals: 10 at Mercer (12/30/11)
Field-Goal Attempts: 14 vs. Saint Francis (Pa.) (12/31/12)
Three-Point Field-Goals: None
Three-Point Field-Goal Attempts: None
Free-Throws: 6, twice
(MR: vs. Saint Francis (Pa.), 12/31/12)
Free-Throw Attempts: 8 vs. Utah State (12/8/12)
Steals: 3 vs. Pittsburgh (1/17/12)
Blocked Shots: 2, twice
(MR: vs. Marquette, 12/7/11)
Minutes Played: 29 vs. Indiana State (11/13/11)

MISCELLANEOUS

Double-doubles	2
Double-figure scoring games	8
20-point games	2
Double-figure rebound games	3

OVERVIEW: Nicknamed "Keesh" ... strong, athletic post player ... well-schooled in fundamentals and moves fluidly around the basket ... has nose for the glass and good understanding of positioning in the lane at both ends of the court ... brings an added level of physicality that benefits the Fighting Irish in numerous ways ... not fazed by pressure situations and has proven to be more than ready when her number is called, most notably at last year's Final Four after injury sidelined All-American Natalie Achonwa ... veteran leader and one of three captains on the 2014-15 Notre Dame roster.

JUNIOR SEASON (2013-14): Played in 36 games, averaging 2.3 points and 1.7 rebounds per contest ... totaled eight points (3-4 FG) and five rebounds in season opener against UNC Wilmington ... scored six points and grabbed five rebounds off the bench against No. 19/18 Michigan State ... matched (then) season high with five rebounds (plus three points) in victory over Duquesne ... totaled four points and three rebounds against UCLA ... contributed six points (3-3 FG) against Central Michigan ... scored six points (2-2 FG, 2-3 FT) and grabbed three rebounds against Boston College ... added six points

(4-4 FT) and two rebounds off the bench at Pittsburgh ... earned significant time at No. 8/6 Maryland, contributing two points, three rebounds, two assists, one block and one steal in (then) season-high 19 minutes ... had two of biggest hustle plays of night, grabbing tipped Notre Dame shot and putting in offensive rebound, then collecting loose ball on left wing and setting up Michaela Mabrey for clutch three-pointer with 3:18 left and Notre Dame leading by one ... tallied two points (1-1 FG), three rebounds (all offensive, all on same possession) and two assists at No. 3 Duke ... recorded season-high two steals at Boston College ... played in 100th career game against Florida State in Atlantic Coast Conference quarterfinals, tallying six points (2-2 FG, 2-2 FT) and three rebounds ... scored six points (2-4 FG, 2-2 FT) and added two assists and two steals in ACC semifinal win over No. 14/17 North Carolina State ... had three points, three rebounds and two assists in NCAA opener vs. Robert Morris ... also led stellar defensive effort on RMU's Artemis Spanou, holding national double-double leader to just seven points, six rebounds ... made key contributions off bench in NCAA Sweet 16 win over No. 21/18 Oklahoma State with six points (2-3 FG) and seven rebounds in 12 minutes ... picked perfect time for best game of year in NCAA national semifinal victory over No. 11/9 Maryland, helping fill void left by injured Natalie Achonwa by posting season highs of 12 points (4-6 FG, 4-4 FT) and nine rebounds in 23 minutes.

2013 EUROPEAN TOUR: Played in all three games (starting once) while logging 6.3 points and 4.7 rebounds per game ... registered nine points and six rebounds in first of two wins over French All-Star Team.

SOPHOMORE SEASON (2012-13): Played in 36 games (starting once), averaging career highs of 4.3 points and 4.2 rebounds per game with one double-double ... scored in double figures three times ... had six points and seven rebounds (six at offensive end) in Carrier Classic win vs. No. 19/21 Ohio State ... earned first career start for home opener against University Massachusetts and responded with nine points and career-high four assists ... rang up (then) season-high 11 points (5-6 FG) and grabbed four rebounds in win over Mercer ... registered first double-double of year (second of career) vs. Utah State with 14 points and career high-tying 11 rebounds ... tallied seven points and career-high 14 rebounds (eight offensive) in 21 minutes against Alabama A&M ... dropped in season-high 20 points (7-14 FG, career-high 6-6 FT) and eight rebounds against Saint Francis (Pa.) ...

CAREER HONORS

2012: BIG EAST Freshman of the Week (Jan. 2).

scored four points, grabbed three rebounds and tied career high with four assists in 17 minutes against St. John's ... had four points and four rebounds at Pittsburgh ... tied career high with four assists against Providence, while adding two points and five rebounds ... played significant minutes at No. 9 Tennessee in place of foul-plagued Natalie Achonwa, grabbing eight boards and dishing out three assists ... had impressive 20 minutes against Cincinnati, scoring six points (3-4 FG) and snaring nine rebounds (six offensive) ... scored seven points (3-3 FG) and grabbed three rebounds at Seton Hall ... had four points, three rebounds (all offensive) and two steals at Marquette ... contributed three points and five rebounds in 11 minutes at DePaul ... helped fuel comeback win over No. 22/20 Syracuse, playing majority of first half (in place of Achonwa who was in foul trouble); had two points (buzzer-beating basket to end first half), four rebounds and two steals in nine minutes ... had another strong effort at Providence with five points (2-3 FG) and seven rebounds in 17 minutes ... offered two points and four rebounds in 15 minutes of triple-overtime win against No. 3 Connecticut ... scored nine points (2-2 FG, 5-6 FT) and grabbed four rebounds in BIG EAST semifinal win over No. 16/15 Louisville ... played critical role in BIG EAST Championship title-game win at No. 3 Connecticut, tying season high with 27 minutes and adding four points, four rebounds and two assists (came on when Achonwa was in foul trouble for the majority of the game and helped Notre Dame to first BIG EAST postseason crown) ... in homecoming to state of Iowa, had four points, two rebounds and two assists in NCAA Championship first-round win over Tennessee-Martin ... turned in solid all-around effort in NCAA Sweet 16 win over Kansas with six points, five rebounds, two assists and two steals in 22 minutes ... collected six points, three rebounds and two steals in NCAA Women's Final Four semifinal game against No. 3 Connecticut.

FRESHMAN SEASON (2011-12): Played in 36 games, averaging 3.3 points and 2.1 rebounds per night with a .482 field-goal percentage ... debuted with 12 points (5-10 FG) and seven rebounds against Akron ... first career double-double came against Indiana State with 14 points (6-9 FG) and season-high 11 rebounds while adding two blocks ... snared game-high eight rebound in Jurnkano Jam win over USC ... sank five of six free-throws against Penn ... blocked two shots during a home rout of Marquette ... scored eight points and pulled down four rebounds vs. Longwood ... scored a career-high (and game-best) 24 points on 10-of-12 shooting and collected four rebounds in 20 minutes of action at Mercer ... named BIG EAST Freshman of the Week (Jan. 2) after averaging 16.0 points and 4.0 rebounds with a .542 FG% in two games that week ... went

INTRODUCTION

2014-15 SEASON PREVIEW

STUDENT-ATHLETES

COACHING STAFF

2014-15 OPPONENTS

2013-14 SEASON IN REVIEW

RECORDS

HISTORY

five for six at the foul line during a road win over Seton Hall ... six points and seven rebounds at Cincinnati ... tallied 11 points and season highs of three steals and two assists in win over Pittsburgh ... had first postseason stats with basket, rebound and blocked shot in BIG EAST semifinal win over No. 25 West Virginia ... tallied the first points of her NCAA Championship career by registering three points in a Sweet 16 victory over No. 21/25 St. Bonaventure ... played 19 minutes in NCAA national championship game against No. 1 Baylor, scoring two points and pulling in two rebounds.

HIGH SCHOOL: Graduated from East High School in Des Moines, Iowa, where she was coached by Sam Powell ... helped East to combined record of 87-10 (.897) during her career ... career per-game statistical averages of 12.7 points and 7.4 rebounds with .533 field-goal percentage ... scored 1,193 points and grabbed 697 rebounds as a prep standout ... helped pace the Scarlets to Iowa Class 4A state title in 2011 following state runner-up finish in 2010 ... East posted 71-4 (.947) record during her final three seasons, when she averaged 13.7 points and 8.2 rebounds per game ... team also won two regional titles (2010, 2011) and four Central Iowa Metropolitan League (CIML) Metro Conference championships (2008-11) ... as a senior in 2010-11, paced East to perfect 26-0 record and Iowa Class 4A championship (second in school history and first since 1979 during 6-on-6 player era) ... in final prep season, averaged 16.3 ppg. and 9.1 rpg., with .553 field-goal percentage and .794 free-throw percentage ... had balanced team-leading performance (16 points, eight rebounds, four steals) in 52-40 win over Iowa City West in 4A state title game ... in final three games of state tournament, averaged 21.7 points, 10.3 rebounds and 2.0 blocks per game with .634 field-goal percentage ... team was ranked 47th in final MaxPreps national rankings and was one of 10 schools in country to be recognized on MaxPreps' Tour of Champions (another was Montini Catholic High School in Lombard, Ill., a squad led by Notre Dame classmate Whitney Holloway) ... as a junior in 2009-10, helped East to a 25-1 record as team rolled to brink of state title before 38-35 loss to Linn-Mar in 4A championship game; finished season ranked fourth in the state ... averaged 12.8 ppg. and 8.5 rpg., while shooting .492 from the floor and .754 from the free-throw line ... as

sophomore in 2008-09, helped team to a 20-3 record while averaging 11.9 ppg. and 6.9 rpg. with .559 field-goal percentage and .742 free-throw percentage ... as freshman in 2007-08, contributed to team's 16-6 record, averaging 8.6 ppg. and 4.2 rpg. with .522 field-goal percentage and .789 free-throw percentage in 19 games ... found great success on the AAU circuit, playing for All Iowa Attack and coach Dickson Jensen ... program posted 120-10 (.923) record in her final three seasons ... averaged 12.0 ppg., 11.0 rpg., 3.0 bpg., in AAU play.

AWARDS/HONORS: *Sporting News* preseason honorable mention All-American (2010-11) ... three-time all-state selection by three different outlets (coaches, media and hybrid by *Des Moines Register*: first/second team – 2009 and 2010; consensus first team – 2011) ... captain of Iowa Class 4A All-Tournament Team and overall Most Valuable Player of the entire four-class Iowa girls' basketball state championship (2011) ... four-time first-team all-metro pick (2008-11) ... four-time all-district choice (2008-11) ... three-time all-conference selection (2009, 2010, 2011) ... ranked 51st by *All-Star Girls Report* (eighth among centers) ... ranked 53rd by *Blue Star Basketball* ... ranked 77th by *Collegiate Girls Basketball Report* (12th among power forwards).

PERSONAL DATA: First name is pronounced *marr-KEE-shuh* ... daughter of Nichole and Mark Wright ... has two brothers, Joseph Martin and Mark Wright, Jr. ... third Iowa resident to join the Notre Dame women's basketball program, and the first in two decades since the Liebscher sisters — Sheila (1979-81) and Sara (1987-91) — from Davenport, Iowa, played for the Fighting Irish; Sara Liebscher currently is a director of regional development at Notre Dame ... earned high school nickname of "Mom" for her maternal instincts while looking out for her teammates ... first cousin is former eight-time Major League Baseball All-Star slugger Darryl Strawberry, who played for 16 seasons with the New York Mets, Los Angeles Dodgers, San Francisco Giants and New York Yankees, winning four World Series titles, two National League Silver Slugger awards and the 1983 National League Rookie of the Year award ... second cousin is D.J. Strawberry, son of Darryl, and a standout college basketball player at Maryland from 2004-07 before being selected in the second round of the 2007 NBA Draft by the Phoenix Suns ... currently

enrolled in Notre Dame's College of Arts and Letters as a sociology major ... earned certificate of merit for participating in 2013-14 Rosenthal Leadership Academy at Notre Dame (along with classmate Whitney Holloway) ... some other Fighting Irish players who have worn No. 34 include Crystal Erwin, Jane Politski and Majenica Rupe.



WRIGHT'S CAREER STATISTICS (ALL GAMES)

Season	GP-GS	Min.-Avg.	FG-FGA	Pct.	3FG-3FGA	Pct.	FT-FTA	Pct.	Off	Def	Tot	Avg.	PF-DQ	A	T	B	S	Pts	Avg.
2011-12	36-0	369-10.3	41-85	.482	0-0	.000	37-55	.673	28	49	77	2.1	35-0	11	20	9	10	119	3.3
2012-13	36-1	542-15.1	53-110	.482	0-0	.000	49-67	.731	81	69	150	4.2	45-0	34	32	13	14	155	4.3
2013-14	36-0	323-9.0	30-54	.556	0-0	.000	24-34	.706	34	27	61	1.7	37-0	16	21	3	14	84	2.3
TOTALS	108-1	1234-11.4	124-249	.498	0-0	.000	110-156	.705	143	145	288	2.7	117-0	61	73	25	38	358	3.3

WRIGHT'S CAREER STATISTICS (CONFERENCE GAMES)

Season	GP-GS	Min.-Avg.	FG-FGA	Pct.	3FG-3FGA	Pct.	FT-FTA	Pct.	Off	Def	Tot	Avg.	PF-DQ	A	T	B	S	Pts	Avg.
2011-12	16-0	118-7.4	10-19	.526	0-0	.000	12-14	.857	8	18	26	1.6	8-0	5	8	2	6	32	2.0
2012-13	15-0	204-13.6	18-33	.545	0-0	.000	11-18	.611	28	29	57	3.8	13-0	13	12	3	5	47	3.1
2013-14	16-0	121-7.6	7-14	.500	0-0	.000	6-7	.857	11	5	16	1.0	16-0	8	7	1	5	20	1.3
TOTALS	47-0	443-9.4	35-66	.530	0-0	.000	29-39	.744	47	52	99	2.1	37-0	26	27	6	16	99	2.1



#14 MYCHAL JOHNSON

Hometown: Huntington, W.Va.
High School: Huntington St. Joseph

Guard 5-8 Fr.-HS

OVERVIEW: Quick, athletic perimeter player with high basketball IQ ... explosive with the ball and can drive the lane efficiently before finishing with contact ... also solid outside shooter with range to the three-point line ... strong work ethic and competitive drive ... aggressive on-ball defender ... will provide quality depth at both backcourt positions and could compete for significant minutes early in her career.

HIGH SCHOOL: Graduated from St. Joseph High School (combined record of 86-17, .835) in Huntington, W.Va., where she was coached by Shannon Lewis ... in her four prep seasons, St. Joseph never lost to a team from its home state ... four-year varsity starter who maintained career per-game statistical averages of 18.1 points, 7.3 rebounds, 6.1 assists and 4.4 steals with two quadruple-doubles ... as a senior in 2013-14, led St. Joseph to a 23-3 record and its fourth consecutive West Virginia Class A state title during her career (school has won past six overall), while averaging 20.3 points, 5.9 rebounds, 5.7 assists and 3.9 steals per game ... as a junior in 2012-13,

helped St. Joseph to a 25-1 record and West Virginia Class A championship, collecting 21.7 ppg., 7.9 rpg., 6.9 apg. and 5.0 spg. along the way ... sparked in the 2013 Class A state tournament, averaging 17.0 ppg., 10.0 apg., 9.0 rpg. and 7.0 spg., and punctuated by a triple-double (12 points, 10 rebounds, 10 assists) in the state championship game victory over St. Mary's ... as a sophomore in 2011-12, paced team to 20-6 record and the Class A state championship, averaging 16.0 ppg., 8.8 rpg., 6.2 apg. and 4.9 spg. along the way ... as a freshman in 2010-11, played key role in first of team's three consecutive Class A state titles in her career and 18-7 season, averaging 14.2 ppg., 6.4 rpg., 5.6 apg. and 3.5 spg. ... played her AAU ball with West Virginia Thunder and head coach Scott Johnson ... helped team to 2010 AAU 13-and-under national championship, playing alongside fellow Notre Dame freshman Kathryn Westbeald (pair combined for 28 of team's 53 points in title game win).

AWARDS/HONORS: 2014 West Virginia State Player of the Year (chosen by West Virginia Sports Writers Association) ... Two-time West Virginia

Gatorade High School Player of the Year (2013, 2014) ... 2013 *Sporting News* preseason honorable mention All-America choice ... two-time EBA (Elite Basketball Academy) All-America pick (2012-13) ... four-time first-team all-state selection (2011-14) ... first-team all-state captain her final three years (2012-14) ... four-time West Virginia Class A All-Tournament Team honoree (2011-14) ... National Honor Society ... competed at USA Basketball U16 National Team Trials in 2011 ... ranked No. 17 in Class of 2014 by Blue Star Basketball ... ranked No. 36 by Prospects Nation ... ranked No. 45 by Peach State Basketball/JumpOffPlus ... ranked No. 50 by *All-Star Girls Report* ... ranked No. 80 (four-star player) by ESPNW Hoopgurlz.

PERSONAL DATA: Daughter of Holli and Scott Johnson ... oldest of four children ... second West Virginia native to play for Notre Dame (Erica Solomon, 2008-10, was born in Charleston, but grew up in Detroit before family returned to Charleston after high school) ... attended same high school as former University of Kansas standout Andrew Wiggins (the No. 1 overall selection in the 2014 NBA Draft by the Cleveland Cavaliers, later traded to the Minnesota Timberwolves) ... spent part of her athletic career as a cheerleader before concentrating on basketball full-time ... currently enrolled in Notre Dame's unique First Year of Studies program ... some other Fighting Irish players who have worn No. 14 include Devereaux Peters and Lisa Kuhns.



#11 BRIANNA TURNER

Hometown: Pearland, Texas
High School: Manvel

Forward 6-3 Fr.-HS

OVERVIEW: Versatile and athletic post player with sizable wingspan ... has ability to be a significant threat down on the blocks, but can also stretch a defense with a solid mid-range game ... also handles the ball particularly well for a player of her size ... boasts strong defensive presence with her shot-blocking and rebounding capabilities ... can also be a nightmare for opposition in traps and presses ... could have opportunity to make major impact on Irish fortunes early in her career.

HIGH SCHOOL: Graduated from Manvel High School in Manvel, Texas, where she was coached by Bryan Harris, after spending her freshman season at Westbury Christian School in Houston ... combined career per-game statistical averages (both schools) of 21.0 points, 10.5 rebounds, 3.9 blocks, 3.1 steals and 3.0 assists ... started all 153 games in prep career while helping teams to a combined 143-10 (.935) record ... as a senior in 2013-14, paced Manvel to 37-2 record and the Texas Class 5A state

championship, defeating powerhouse Duncanville High School in the title game (behind Turner's MVP performance with 17 points and 17 rebounds) to snap Duncanville's 105-game winning streak ... averaged 20.8 points, 11.5 rebounds, 4.2 assists, 3.9 blocks and 3.7 steals per game in her final prep season ... as a junior in 2012-13, led Manvel to a 33-4 record, the Texas District 22-5A championship (undefeated record) and a spot in the Class 5A regional quarterfinals; averaged 20.8 ppg., 10.4 rpg., 3.5 spg., 3.5 spg. and 2.7 apg., while shooting 57 percent from the field ... as a sophomore in 2011-12, paced Manvel to a 34-3 record, Texas District 24-4A title (undefeated record) and a berth in Class 5A regional semifinals, all while averaging 20.4 ppg., 10.2 rpg., 4.7 bpg., 2.4 spg. and 2.2 apg., while shooting at a .580 clip from the floor ... as a freshman at Westbury Christian in 2010-11, helped school to 39-1 record and the Texas Association of Private and Parochial Schools (TAPPS) Class 4A state championship, as well as another

undefeated district championship while collecting 18.9 ppg., 8.1 rpg., 2.3 bpg., 2.1 spg. and 1.6 apg., while shooting 64 percent from the field ... career highs of 37 points (against Ridgepoint in 2012), 22 rebounds (vs. Kempner in 2011) and 15 blocks (vs. Wheatley in 2012) ... two career triple-doubles against LaMarque (23 points/13 rebounds/10 blocks) and Wheatley (15 points/11 rebounds/15 blocks), both in 2012 ... outstanding on the AAU circuit as member of powerhouse DFW Elite-TJack program under the guidance of head coach Darryl Horton, helping team to 2011 Nike National Championship, as well as titles at 2011 Basketball on the Bayou and 2012 Flava Jam tournaments.

INTERNATIONAL COMPETITION: Five-time USA Basketball gold medalist ... USA Basketball teams are a combined 37-2 with Turner on their rosters (22-0 in three age-group, non-3x3 tournaments) ... helped USA to 5-0 record and gold medal at 2014 FIBA Americas U18 Championship in Colorado Springs, Colorado ... served as the USA Basketball U18 team co-captain, starting all five games for the Americans and averaged 13.6 points and 5.4 rebounds with a .600 field-goal percentage (27-of-45) during the tournament ... led USA to 8-1 record and gold medal at 2013 FIBA 3x3 U18 World Championship in Indonesia ... also in 2013, was second-youngest member (one of only three high school players on college-laden roster) of USA U19



squad that went 9-0 en route to FIBA U19 World Championship gold medal in Lithuania ... appeared in all nine games for Team USA, averaging 5.7 points and 5.1 rebounds per game with .500 field-goal percentage ... earned gold medal in 2012 with USA at FIBA 3x3 U18 World Championship in Spain (was youngest player on squad) ... team went 7-1 with lone loss in overtime to China after squad only had two available players for extra period) ... won first of four USA Basketball gold medals with 2012 USA U17 World Championship Team in Netherlands (was youngest member of that team, barely a month after her 16th birthday), going perfect 8-0 as a teammate of current Notre Dame sophomores Lindsay Allen and Taya Reimer ... averaged 8.5 points and 4.0 rebounds with a .569 field-goal percentage that was second among all players in the 12-team tournament ... since her first appearance with USA Basketball, has played in five foreign countries (Italy, Spain [both mainland and Canary Islands], Netherlands, Lithuania and Indonesia).

AWARDS/HONORS: 2014 Gatorade National High School Female Athlete of the Year (third Notre Dame athlete in five years to earn honor after women's basketball's Skylar Diggins in 2009 and women's soccer's Morgan Andrews in 2013) ... 2014 USA Today National High School Player of the Year ... consensus prep All-America selection as a senior in 2014, including McDonald's High School All-America

honoree (joining fellow Notre Dame freshman Kathryn Westbeld in earning that accolade in 2014) ... one of six McDonald's High School All-Americans on 2014-15 Notre Dame roster, along with Westbeld, juniors Jewell Loyd and Michaela Mabrey, and sophomores Lindsay Allen and Taya Reimer ... finalist for Naismith Award and Morgan Wootten Award (also given to the national high school player of the year) ... second Notre Dame incoming freshman (along with Diggins) to be named Most Valuable Player of the McDonald's High School All-America Game, winning 2014 award after collecting 10 points, 11 rebounds and three blocks, and scoring the game-winning basket in the West Team's 80-78 win at the United Center in Chicago ... 2014 Texas Miss Basketball ... three-time MaxPreps All-America choice (second team in 2013 and 2014, honorable mention in 2012) ... 2014 USA Today All-America Team selection ... four-time first-team all-state pick (2011-14) ... three-time first-team all-area selection by *Houston Chronicle* (2012-14) ... three-time first-team all-region choice (2012-14) ... three-time district MVP (22-5A in 2013 and 2014, 24-4A in 2012) ... four-time first-team all-district honoree (2011-14; unanimous in 2012 and 2014) ... two-time District 22-5A Defensive Player of the Year (2013 and 2014) ... Most Valuable Player of the 2014 Texas Class 5A state championship ... 2011 TAPPS Class 4A state all-tournament team ... 10 all-tournament selections during in-season events in four prep

seasons ... 2011 Nike AAU National Championship all-tournament team pick ... ranked No. 1 in Class of 2014 by Blue Star Basketball ... ranked No. 2 (five-star player) by *espnW Hoopgurlz* and *Collegiate Girls Basketball Report* ... ranked No. 3 by *Peach State Basketball/JumpOffPlus* ... ranked No. 4 by *All-Star Girls Report* ... ranked No. 5 by *Prospects Nation* ... ranked as top power forward in the nation in Class of 2014 by Blue Star Basketball and *All-Star Girls Report*, while others ranked her second.

PERSONAL DATA: Daughter of Kellye and Howard Turner ... both parents played basketball collegiately, father at Lamar University in Beaumont, Texas, and mother at University of Houston (under her maiden name of Kellye Jones) ... uncle, Shannon Jones, was a linebacker on the football team at the University of Southern California ... the third Texan to join the Notre Dame women's basketball program, and the first since another Houston-area product, center Amanda Barksdale, suited up for the Fighting Irish from 1999-2002 and was a member of the program's 2001 NCAA national championship team ... was competitive swimmer up to age 11 ... volunteered regularly at Houston Food Bank ... currently enrolled in Notre Dame's unique First Year of Studies program ... some other Fighting Irish players who have worn No. 11 include Natalie Achonwa, Jeannine Augustin and Sara Liebscher.



#33 KATHRYN WESTBELD

Hometown: Kettering, Ohio
High School: Kettering Fairmont

Forward 6-2 Fr.-HS

OVERVIEW: Intelligent, tough player who can fill any number of positions ... can post up or step outside and knock down jumper ... active in the paint at both ends of the court ... handles ball well and is terrific passer ... boasts excellent feel for the game ... skill set and ability to blend into Notre Dame's Princeton-based offense should enhance potential to make key contributions for the Irish this season.

HIGH SCHOOL: Graduated from Fairmont High School in Kettering, Ohio (combined record of 96-11, 897), where she was coached by Lacy Romine (senior season) and Tim Cogan (first three seasons) ... career per-game statistical averages of 15.2 points, 9.3 rebounds, 2.6 assists and 1.6 blocks with .598 field-goal percentage ... as a senior in 2013-14, helped Fairmont to 23-3 record and Ohio Division I regional semifinals while averaging 17.9 points, 9.9 rebounds, 3.0 assists, 3.0 steals and 1.5 blocks per game with a .620 field-goal percentage ... as a junior in 2012-13, led her team to 27-1 record and Ohio Division I state championship (13 points/12 rebounds in title game), as well as No. 21 national ranking by MaxPreps; averaged 14.5 ppg., 9.7 rpg., 2.4 apg.

and 1.7 bpg. with .663 field-goal percentage ... as a sophomore in 2011-12, paced Fairmont to 24-4 record and Ohio Division I state runner-up finish while averaging 15.1 ppg., 9.8 rpg., 2.3 apg. and 1.8 bpg. with .532 field-goal percentage ... as a freshman in 2010-11, helped school to 22-3 record and Ohio Division I state semifinals while collecting 13.2 ppg., 7.6 rpg., 2.5 apg. and 1.5 bpg. with .590 field-goal percentage ... team won three regional and four Greater Western Ohio Conference (GWOC) titles ... holds school records for rebounds in a game (21) and season (275), as well as field-goal percentage in a season (.663) ... had tremendous AAU success, most recently in 2013 with All Ohio and head coach John Bethae, helping team finish second in country while winning Nike Orlando Super Showcase and Peach State Invitational ... in 2012, played for Sports City U and head coach Tom Jenkins, contributing to AAU national runner-up squad while earning titles at Las Vegas Nike Invitational and USJN Nationals in Washington, D.C. ... started with West Virginia Thunder, helping team to 2010 AAU 13-and-under national championship alongside fellow Notre Dame

freshman Mychal Johnson (Westbeld had 17 points and 17 rebounds in title game win).

AWARDS/HONORS: 2014 McDonald's High School All-America selection (joining fellow Notre Dame freshman Brianna Turner); had two points and two rebounds for East Team in 80-78 loss to Turner's West Team at the United Center in Chicago ... one of six McDonald's High School All-Americans on 2014-15 Notre Dame roster ... 2013 MaxPreps third-team All-America pick ... four-time all-state selection (2011-14) ... 2014 *Dayton Daily News* All-Area Player of the Year ... three-time Greater Western Ohio Conference Player of the Year (2012-14) ... four-time district all-star (2011-14) ... four-time all-conference pick ... ranked No. 16 in Class of 2014 by Blue Star Basketball ... ranked No. 21 (five-star player) by *espnW Hoopgurlz*, *All-Star Girls Report* and *Collegiate Girls Basketball Report* ... ranked No. 33 by *Peach State Basketball/JumpOffPlus*.

PERSONAL DATA: Daughter of Susan and Jim Westbeld ... third of five children ... the 11th player from state of Ohio to suit up for the Fighting Irish, and first since Perry native Amanda Tsipis played from 2004-08 (first Dayton-area resident since All-America point guard Megan Duffy from 2002-06) ... three-year letterwinner in volleyball in high school ... currently enrolled in Notre Dame's unique First Year of Studies program ... some other Fighting Irish players who have worn No. 33 include current assistant coach/recruiting coordinator Niele Ivey, Rosanne Bohman and the program's first 1,000-point scorer, Shari Matvey.



NOTRE DAME FIGHTING IRISH



2014-15 WOMEN'S BASKETBALL COACHING STAFF

Muffet McGraw is one of the legendary coaches in NCAA women's basketball history, having led Notre Dame to six NCAA Women's Final Fours, four NCAA national championship games and the 2001 NCAA title during her Hall of Fame career.





MUFFET MCGRAW

28th Season • 663-218 (.753)
33rd Season Overall • 751-259 (.744)

Saint Joseph's (Pa.) '77

"If we searched for an entire year. I don't think we would find anyone better suited for our program."

With those words, former University of Notre Dame director of athletics **Gene Corrigan** announced the hiring of **Muffet McGraw** as the third head coach of the Fighting Irish women's basketball program on May 18, 1987. Corrigan may not have realized it at the time, but he also ushered in an era of unparalleled success in women's basketball at Notre Dame, brought to life on the shoulders of a 5-foot-6 dynamo who accepts nothing less than the very best from herself, her players and her program.

Ask anyone familiar with women's basketball about McGraw and her Notre Dame program and inevitably, you'll hear the same two words — consistency and excellence. And it's no wonder, when you consider what McGraw and the Fighting Irish have achieved in the past 27 seasons:

- The 2001 NCAA national championship, defeating Purdue in the title game, 68-66. McGraw is one of only seven active Division I coaches to guide her team to a national title.
- Four trips to the NCAA Division I national championship game, including three of the past four NCAA title contests (2011, 2012 and 2014). McGraw is one of just three active Division I coaches (and five all-time) with at least four appearances in the NCAA national championship game.
- Six trips to the NCAA Women's Final Four (1997, 2001, 2011, 2012, 2013, 2014). McGraw is one of just three active Division I coaches (and five all-time) to lead her team to six Women's Final Four appearances.
- 12 NCAA Sweet Sixteen trips, all in the past 18 seasons (1997-2014). The Fighting Irish are one of five teams in the nation to make that claim.
- Three-time consensus National Coach of the Year, sweeping the four major coaching honors (Associated Press, WBCA, Naismith Award and USBWA) in 2001, 2013 and 2014. McGraw is the first NCAA Division I coach ever to sweep the "Big Four" awards three times in her career.
- Six-time conference coach of the year, most recently collecting her first Atlantic Coast Conference coach of the year trophy in 2014. McGraw has earned her six coaching honors in five different conferences during her career (the past five awards while at Notre Dame), having also garnered accolades in the East Coast (1983 - at Lehigh), North Star (1988), Midwestern Collegiate/Horizon League (1991), BIG EAST (2001, 2013) and Atlantic Coast (2014) conferences.
- Ranks 10th all-time among NCAA Division I coaches with 751 career wins (reaching the 700-win milestone on Feb. 5, 2013, at Villanova in her 95th game, making her the eighth-fastest

to 700 wins in Division I history), and 16th all-time among Division I coaches with a .744 career winning percentage.

- Ranks eighth among NCAA Division I coaches with 26 20-win seasons, including 24 of her 27 seasons at Notre Dame with 20-or-more victories, as well as 20 in the past 21 years (1993-2014). The Fighting Irish also have posted 11 25-win seasons, six 30-win campaigns and three 35-win seasons in the past 18 years (1997-2014) under McGraw's tutelage.
- Made 21 NCAA Championship appearances, including a current string of 19 consecutive NCAA Championship berths (the sixth-longest active run of consecutive appearances and eighth-longest streak at any time in NCAA Championship history). During this current streak (1996-2014), Notre Dame has won at least one NCAA postseason game 17 times.
- Won nine conference titles, including the past three in a row outright in both the BIG EAST (2012, 2013) and ACC (2014). The Fighting Irish also have run the table in their last two conference seasons, going 16-0 in both the BIG EAST (2012-13) and ACC (2013-14), the latter being the first 16-0 record by an ACC school in 11 seasons. Under McGraw's guidance, Notre Dame has placed among the top four in the final conference standings 24 times in the past 27 seasons.
- Earned seven conference tournament championships, including each of the past two seasons as members of the BIG EAST (2013) and ACC (2014).
- Collected 112 wins over ranked opponents, including 98 in the past 16 seasons (1998-2014). In addition, 43 of those wins have come against top-10 opponents, including 15 against top-five teams and four against No. 1-ranked squads.
- Made 275 appearances in the Associated Press Top 25 poll, entering the 2014-15 season (including an active school-record streak of 136 consecutive weeks in the AP poll). McGraw is eighth among active Division I coaches and 16th all-time in AP poll appearances (as of the final 2013-14 poll). Notre Dame also has spent 164 weeks ranked among the top 10 teams in the nation, all in the past 18 seasons (1997-2014).
- 18 consecutive top-20 recruiting classes, dating back to the incoming class of 1997 (and including the incoming class of 2014, ranked as high as No. 3 in the nation). Notre Dame is one of just three programs in the nation that owns an active streak of that length.
- Ranks second on the all-time wins list (regardless of sport) in the 127-year history of Fighting Irish athletics, trailing only the late **Michael DeCicco** (774-80 combined record with men's/women's fencing from 1962-95).
- Far and away the winningest basketball coach

(men's or women's) in school history, with noted men's skipper **Digger Phelps** second on that list (393 wins).

- A perfect 100-percent NCAA Graduation Success Rate (GSR) score in each of the past seven years (2007-14). In that time, Notre Dame is one of four programs in the country to record a perfect GSR and go on to play for the national title in the same season (something the Fighting Irish did in 2010-11, 2011-12 and 2013-14).

Add it all up and you have the framework for a Hall of Fame career. And, on June 11, 2011, that's exactly what McGraw became, as she officially was the first Notre Dame representative to be inducted into the Women's Basketball Hall of Fame, an accomplishment now immortalized with a banner hanging in Purcell Pavilion.

Still, with all of those accomplishments in hand, McGraw has shown no signs of slowing down any time soon. In July 2012, the veteran head coach signed a landmark 10-year contract extension (believed to be among the longest contract agreements in NCAA women's basketball history) that will keep her patrolling the Fighting Irish sidelines through the 2021-22 campaign.

"For more than 25 years, Muffet has led our women's basketball program and represented this University with distinction," said **Rev. John I. Jenkins, C.S.C.**, Notre Dame's president. "Her teams have excelled on the court and in the classroom, and I am absolutely delighted that she will continue to lead the Irish for many more years."

"We are thrilled to be able to enter into a decade-long agreement with Muffet, who is not only the face of Notre Dame women's basketball, but increasingly, the face of women's basketball, given all that she's accomplished," said University vice president and director of athletics **Jack Swarbrick**. "She's taken this program to a place where it's annually in the conversation for the national championship, which is the model all coaches want to follow. She's also playing an important role in the game nationally, and her peers recognize those contributions, as well as the quality of her program here at Notre Dame. Off the court, she has created a program that has a lasting community identification and a special connection between the University and the city of South Bend, which is one of those unique points of intersection that universities have to be careful to build and maintain, and she's done that for us in a really remarkable way."

Under McGraw's guidance, the past 19 seasons (1995-96 to 2013-14) have been the most successful in Notre Dame's history, reflecting the program's remarkable BIG EAST Conference era and transition to its current home, the ACC. During that time, the Fighting Irish have compiled an impressive 504-138 (.785) record, including a sparkling 248-64 (.795) regular season mark in conference play, finishing their 18-year BIG EAST tenure with the second-best winning percentage (.732-.784) in that league's history.

Also during this near two-decade span, Notre Dame has averaged more than 26 victories per year, with three 35-win seasons, six 30-win campaigns and 11 25-win seasons to its credit. What's more, the Fighting Irish have one NCAA national championship (2001), four NCAA title game appearances (2001, 2011, 2012, 2014), six NCAA Women's Final Four berths (1997, 2001, 2011, 2012, 2013, 2014) and 12



Sweet Sixteen showings since the 1995-96 season, which began the program's current run of 19 consecutive NCAA Championship appearances.

The 2013-14 season proved to be one of historic success for McGraw and Notre Dame, as the Fighting Irish not only advanced to the NCAA Women's Final Four for the fourth year in a row (and the NCAA national championship game for the third time in four seasons), but they also stormed through their inaugural season in the ACC, winning both the conference regular-season and tournament championships with a combined 19-0 record, becoming the first league school since 2002-03 to do so (and the first ever to do it in its inaugural ACC season). Notre Dame posted a near-spotless overall 37-1 record (highlighted by a 37-game winning streak to open the season, the longest by any Fighting Irish program in a team-only sport since World War II) and chalked up 14 wins against ranked opponents while setting school records for wins, winning percentage and scoring average (86.1 ppg.), and leading the nation in field-goal percentage (.506), the program's first NCAA team

statistical title in any category other than win-loss percentage since 2001 (when Notre Dame led the nation in field-goal percentage defense, three-point percentage and blocked shots).

For her efforts, McGraw swept the "Big Four" national coach-of-the-year accolades (Associated Press, Women's Basketball Coaches Association, United States Basketball Writers Association and Naismith) for the second consecutive season and the third time in her storied career, becoming the first NCAA Division I coach ever to pull off that feat and just the second to do so in back-to-back seasons.

• • •

To be sure, the night of April 1, 2001, is one McGraw and the Fighting Irish faithful will never forget. On that memorable Sunday evening in St. Louis, Notre Dame defeated Purdue, 68-66 as McGraw's 14th Fighting Irish team won the school's first NCAA women's basketball championship. It was the second Final Four appearance in five years for McGraw's troops, who became the only NCAA champion to erase double-figure deficits in both of its Final Four

contests. Having coached the Fighting Irish to their best ever regular-season record at 26-1 and a (then) school-record 34 wins (the second 30-win campaign in school history), and having guided Notre Dame to its best record (34-2) and season winning percentage (.944), McGraw earned numerous national awards for her efforts. For the first time in her career, she received national coach-of-the-year honors from the WBCA, USBWA, AP and the Atlanta Tipoff Club (Naismith Award). **Ruth Riley** joined McGraw for the latter two honors, earning AP and Naismith player-of-the-year laurels, and she also was recognized as the nation's top student-athlete when she was named the CoSIDA Academic All-America® Team Member of the Year.

In addition, the New York Athletic Club honored McGraw with the 2001 Winged Foot Award, which is presented annually to the coach of the NCAA champion. She also was selected as the WBCA District I Coach of the Year and was voted the BIG EAST Coach of the Year for the first time.

• • •

INTRODUCTION

2014-15 SEASON PREVIEW

STUDENT-ATHLETES

COACHING STAFF

2014-15 OPPONENTS

2013-14 SEASON IN REVIEW

RECORDS

HISTORY

MUFFET MCGRAW'S COACHING HISTORY

Year	School	Record	Pct.	Honors
1982-83	Lehigh	14-9	.609	East Coast Conference Coach of the Year
1983-84	Lehigh	13-9	.591	
1984-85	Lehigh	20-8	.714	
1985-86	Lehigh	24-4	.857	East Coast Conference Champion
1986-87	Lehigh	17-11	.607	
5-year Lehigh total		88-41	.683	
1987-88	Notre Dame	20-8	.714	North Star Conference Coach of the Year
1988-89	Notre Dame	21-11	.656	MCC Regular Season/Tournament Champion, NWIT Tournament
1989-90	Notre Dame	23-6	.793	MCC Regular Season/Tournament Champion
1990-91	Notre Dame	23-9	.719	MCC Regular Season/Tournament Champion, NWIT Tournament, MCC Coach of the Year
1991-92	Notre Dame	14-17	.451	MCC Tournament Champion, NCAA First Round
1992-93	Notre Dame	15-12	.556	
1993-94	Notre Dame	22-7	.786	MCC Regular Season/Tournament Champion, NCAA First Round
1994-95	Notre Dame	21-10	.677	MCC Regular Season Champion, NWIT Tournament
1995-96	Notre Dame	23-8	.742	NCAA Second Round, WBCA Region II Coach of the Year (National Coach of the Year Finalist)
1996-97	Notre Dame	31-7	.816	NCAA Final Four (National Semifinalist) , East Regional Champion
1997-98	Notre Dame	22-10	.688	NCAA Sweet Sixteen
1998-99	Notre Dame	26-5	.839	NCAA Second Round
1999-2000	Notre Dame	27-5	.844	NCAA Sweet Sixteen
2000-01	Notre Dame	34-2	.945	NCAA NATIONAL CHAMPION , Midwest Regional Champion, BIG EAST Regular Season Co-Champion, Naismith Coach of the Year, Associated Press Coach of the Year, WBCA National Coach of the Year, USBWA National Coach of the Year, WBCA Region I Coach of the Year, BIG EAST Coach of the Year
2001-02	Notre Dame	20-10	.667	NCAA Second Round
2002-03	Notre Dame	21-11	.656	NCAA Sweet Sixteen
2003-04	Notre Dame	21-11	.656	NCAA Sweet Sixteen
2004-05	Notre Dame	27-6	.818	NCAA Second Round
2005-06	Notre Dame	18-12	.600	NCAA First Round
2006-07	Notre Dame	20-12	.625	NCAA Second Round
2007-08	Notre Dame	25-9	.735	NCAA Sweet Sixteen
2008-09	Notre Dame	22-9	.710	NCAA First Round
2009-10	Notre Dame	29-6	.829	NCAA Sweet Sixteen
2010-11	Notre Dame	31-8	.795	NCAA Final Four (National Finalist) , Dayton Regional Champion
2011-12	Notre Dame	35-4	.897	NCAA Final Four (National Finalist) , Raleigh Regional Champion, BIG EAST Regular Season Champion, WBCA Region I Coach of the Year (National Coach of the Year Finalist)
2012-13	Notre Dame	35-2	.946	NCAA Final Four (National Semifinalist) , Norfolk Regional Champion, BIG EAST Regular Season/Tournament Champion, Naismith Coach of the Year, Associated Press Coach of the Year, WBCA National Coach of the Year, USBWA National Coach of the Year, WBCA Region I Coach of the Year, BIG EAST Coach of the Year
2013-14	Notre Dame	37-1	.974	NCAA Final Four (National Finalist) , Notre Dame Regional Champion, ACC Regular Season/Tournament Champion, Naismith Coach of the Year, Associated Press Coach of the Year, WBCA National Coach of the Year, USBWA National Coach of the Year, WBCA Region II Coach of the Year, ACC Coach of the Year
27-year Notre Dame total		663-218	.753	21 NCAA Championships, 12 NCAA Sweet Sixteens, 6 NCAA Final Fours, 4 NCAA Finals, 1 NCAA Title
32-year career total		751-259	.744	Among D-I coaches all-time - 10th for total wins, 16th for winning percentage, T-8th for 20-win seasons

45

12 NCAA Sweet Sixteens | 16 All-Americans | 14 USA Basketball Gold Medalists



PERSONAL

EDUCATION

PLAYING EXPERIENCE

COACHING EXPERIENCE

University of Notre Dame

COACHING HIGHLIGHTS

PROFESSIONAL AFFILIATIONS (* - current)

USA Basketball Women's Collegiate Committee



wound up compiling an 87-15 (.853) record in MCC regular-season games and was 13-2 (.867) in tournament play.

While her teams' successes in the MCC were impressive, McGraw and the Fighting Irish had their sights set on bigger goals. The first of those aims was achieved on Dec. 28, 1990, when Notre Dame announced its presence on the national basketball scene with a historic 71-66 win over No. 11 Louisiana Tech in the first round of the Texaco-Hawk Classic in McGraw's hometown of Philadelphia. The next evening, the Fighting Irish upended McGraw's alma mater, Saint Joseph's (Pa.), 72-53, in the championship game, causing Hall of Fame sportswriter **Mel Greenberg** to note in the *Philadelphia Inquirer* the following day, "They were the kind of wins that get a team noticed on the national level."

Those words proved prophetic only days later when, on Dec. 31, 1990, the Fighting Irish women's basketball program earned the school's first national ranking. Notre Dame entered the AP poll at No. 25 and remained in both the AP and *USA Today* polls for the next nine weeks, climbing as high as 19th in the AP and 18th in the *USA Today* poll.

• • •

Throughout her storied coaching career, success for McGraw has meant developing great players, including recent consensus first-team All-Americans **Skylar Diggins** (2012, 2013) and **Kayla McBride** (2014). Both also earned conference player-of-the-year honors while earning their degree under the Golden Dome (Diggins - 2012 and 2013 BIG EAST; McBride - 2014 ACC).

Riley, the 2001 BIG EAST Player of the Year, became the third Notre Dame player to earn AP All-America honors when she was named in '99 to the third team. Riley, who was a unanimous first-team all-BIG EAST selection in 2000 and was the '99 BIG EAST Defensive Player of the Year, also earned WBCA honorable mention All-America honors. She was a member of the '99 U.S. World University Games team and proudly represented her country as a member of the gold medal-winning 2004 U.S. Olympic Team.

Two other players whose names are forever linked to elevating the Notre Dame program to national prominence are '97 graduates **Beth Morgan** (now Beth Cunningham and in her second year as associate coach on McGraw's staff) and **Katryna Gaither**. The two-time Kodak (now WBCA Coaches') and AP honorable mention All-Americans both scored more than 2,000 points during their careers, becoming the first two players from the same team in NCAA history (male or female) to reach that milestone. To this day, they still rank second and third, respectively, on the Fighting Irish career scoring list, while Gaither also stands as the school's second all-time leading rebounder behind Riley. Both players went on to careers at the professional level with the now-defunct American Basketball League (ABL) and the Women's National Basketball Association (WNBA).

The quintet of Diggins, McBride, Riley, Morgan and Gaither highlight an impressive list of 16 Fighting Irish players who have garnered All-America honors during McGraw's career. The Hall of Fame coach also has worked with 15 players who have been selected for USA or Canada Basketball National Teams (Diggins and McBride currently are part of the 2014-16 USA Basketball National Team player pool), with those Notre Dame players earning 25 medals, including 13 golds (highlighted by Riley's gold with the '04 U.S. Olympic Team. In addition, McGraw has

coached 27 players who have earned all-conference recognition a total of 58 times, including 21 first-team picks who have been chosen a total of 35 times, and has shaped several other national award winners, namely two Frances Pomeroy Naismith award recipients (**Niele Ivey** in 2001, **Megan Duffy** in 2006), a two-time Nancy Lieberman Award honoree (**Diggins** in 2012 and 2013) and a pair of selections as United States Basketball Writers Association (USBWA) National Freshman of the Year in **Jacqueline Bateast** (2002) and **Jewell Loyd** (2013).

• • •

Another sign of McGraw's success has been her ability to prepare her players for the next level. No less than 27 Notre Dame cagers have gone on to play professionally (domestically or overseas), including 14 who either have been drafted or signed as free agents with WNBA teams.

The past 14 years have seen the greatest influx of Fighting Irish talent into the WNBA, with 12 Notre Dame players having been selected in the league's annual draft since 2001, including five top-10 picks in the past three years and the school's first three WNBA lottery selections (**Deveaux Peters** in 2012 to Minnesota; **Diggins** in 2013 to Tulsa; **McBride** in 2014 to San Antonio, all with the No. 3 overall choice), making Notre Dame just the second program in the 18-year history of the WNBA Draft to produce lottery (top-four) picks in three consecutive seasons.

Perhaps no former Fighting Irish player has achieved greater success at the professional level than Riley. Less than a month after being named the 2001 NCAA Final Four Most Outstanding Player, Riley was taken with the fifth overall pick in the WNBA Draft by the Miami Sol, where she spent her first two pro seasons. When the Sol folded in 2003, she was the No. 1 overall pick in the WNBA dispersal draft by the Detroit Shock, quickly becoming a crowd favorite in the Motor City.

With Riley in the starting lineup, Detroit rolled to the league title with a storybook "worst-to-first" finish in '03, and Riley herself was named the WNBA Finals MVP, becoming one of just two players in women's basketball history to earn Finals MVP honors at both the NCAA and WNBA levels. She also is one of only nine players in women's basketball lore to earn championships in NCAA, WNBA and Olympic competition. Riley came back to earn a second WNBA title with Detroit in 2006, before being traded to the San Antonio Silver Stars in 2007. Once she arrived in the Alamo City, Riley helped the Silver Stars to five consecutive playoff appearances, including the franchise's first trip to the WNBA Finals in 2008. She returned to the WNBA Finals for a fourth time in 2013 with the Atlanta Dream before retiring a year later.

Riley's bid for a third WNBA crown in 2013 was stopped, but only at the hands of another former Notre Dame All-American, as **Peters** helped the Minnesota Lynx to the title, marking the fifth time a Fighting Irish alum hoisted the WNBA hardware. The others who have won pro titles include **Coquese Washington** with the 2000 Houston Comets, and **Jacqueline Bateast**, who was Riley's teammate in Detroit in 2006.

• • •

McGraw's teams also have been stellar in the classroom. Since she arrived at Notre Dame in 1987, every women's basketball player who completed her athletic and academic eligibility at the University has graduated. Additionally, two Fighting Irish players — **Riley** and **Duffy** — have been named CoSIDA first-team Academic All-Americans® with Riley

MCGRAW'S RECORD BREAKDOWN

Overall	751-259 (.744)
Record at Notre Dame	663-218 (.753)
Conference	342-82 (.807)
ACC	16-0 (1.000)
BIG EAST	232-64 (.784)
Midwestern Collegiate	87-15 (.853)
North Star	7-3 (.700)
Non-Conference (ND only)	321-136 (.702)
Home (ND only)	322-57 (.850)
Road (ND only)	244-120 (.670)
Neutral (ND only)	97-41 (.703)

MOST CAREER WINS AT NOTRE DAME (MEN'S/WOMEN'S BASKETBALL)

Muffet McGraw (1987-present)	663
Digger Phelps (1971-91)	393
George Keogan (1923-43)	327
Mike Brey (2000-present)	300
John Jordan (1951-64)	199

TOP WINNING PERCENTAGES AT NOTRE DAME (MEN'S/WOMEN'S BASKETBALL - min. 5 yrs.)

Bertram G. Maris (1907-12)	794 (78-20)
George Keogan (1923-43)	771 (327-97-1)
Muffet McGraw (1987-present)	.753 (663-218)
Jesse C. Harper (1913-18)	686 (44-20)
Moose Krause (1944, 1946-51)	671 (98-48)

MCGRAW'S MILESTONE WINS AT NOTRE DAME

No. 1	Nov. 28, 1987 (67-61 at Loyola (Ill.))
No. 100	March 13, 1992 (85-44 vs. Detroit)
No. 116*	March 6, 1993 (74-62 vs. Evansville)
No. 200	Jan. 29, 1997 (72-71 at Miami (Fla.))
No. 300	Dec. 31, 2000 (80-40 vs. Rice)
No. 400	Jan. 23, 2005 (63-47 vs. Rutgers)
No. 500	Nov. 26, 2009 (84-79 vs. San Diego State)
No. 600	Dec. 21, 2012 (83-74 vs. Texas A&M)

* - surpassed career women's basketball wins record at Notre Dame

COACHING ACCOMPLISHMENTS

- One U.S. Olympic gold medalist
- 15 USA or Canada Basketball® National Team players (won 25 medals, including 13 golds)
- 16 All-Americans
- Two CoSIDA Academic All-America® selections
- One National Player of the Year
- Two National Freshmen of the Year
- Six Conference Players of the Year
- 27 All-Conference players (total of 58 selections), including 21 first-team picks (total of 35 selections)
- Four Conference Rookies of the Year
- 22 Conference All-Freshman/Rookie Team choices
- 25 Conference Player of the Week winners (total of 66 selections)
- 16 Conference Freshman/Rookie of the Week picks (total of 37 selections)
- Developed 27 players who have been taken in WNBA Draft (five top-10 picks in past three years, including the No. 3 overall pick each season), or who have signed professional contracts as free agents domestically or overseas
- Trained 13 former players/assistants who are currently coaching at the NCAA Division I or Division II level (including four head coaches)

INTRODUCTION

2014-15 SEASON PREVIEW

STUDENT-ATHLETES

COACHING STAFF

2014-15 OPPONENTS

2013-14 SEASON IN REVIEW

RECORDS

HISTORY

THE MCGRAW COACHING TREE

Former players/assistants and their current roles in basketball

Ashley Barlow	Assistant Coach, Evansville
Three-time all-BIG EAST choice at ND (2006-10); Member of 2008 and 2010 NCAA Sweet 16 teams	
Ariel Braker	Graduate Assistant Coach, Wayne State
Member of ND's 2011-14 NCAA Final Four teams, including 2011, 2012 and 2014 NCAA National Finalists	
Kristin (Knapp) Cole	Assistant Coach, Texas-Arlington
Member of ND's first two NCAA Championship teams (1992, 1994)	
Beth (Morgan) Cunningham	Associate Coach, Notre Dame
Notre Dame's second all-time leading scorer and a two-time All-American (1996-97)	
Melissa D'Amico	Assistant Coach, Colgate
Member of 2008 NCAA Sweet 16 team	
Megan Duffy	Assistant Coach, Michigan
Three-time all-BIG EAST pick at ND (2002-06); Member of 2003 and 2004 NCAA Sweet 16 teams	
Bill Fennelly	Head Coach, Iowa State
Assistant Coach at Notre Dame (1987-88)	
Niele Ivey	Assistant Coach/Recruiting Coordinator, Notre Dame
Third-team All-American/starter on 2001 NCAA Championship team; Assistant Coach at ND since 2007	
Kevin McGuff	Head Coach, Ohio State
Assistant Coach at Notre Dame (1996-2002); Member of 2001 NCAA Championship team staff	
Carol Owens	Associate Head Coach, Notre Dame
On staff at Notre Dame (1995-2005; 2010-present); Member of 2001 NCAA Championship team staff	
Jonathan Tsipis	Head Coach, George Washington
Assistant/Associate Coach at ND (2003-12); Member of 2011 and 2012 NCAA National Finalist team staffs	
Coquese Washington	Head Coach, Penn State
Co-captain on two of McGraw's teams (1991-93); Assistant/Associate Coach at Notre Dame (1999-2007)	
Erica Williamson	Director of Operations, George Washington
Played in 130 games during ND career (2006-10); Member of 2008 and 2010 NCAA Sweet 16 teams	

twice earning that honor and going on to be named to the 2001 Academic All-America® Team Member of the Year (for all sports, besting such notables as Duke men's basketball player **Shane Battier** and Purdue football player **Drew Brees**, in addition to earning the NCAA Top VIII Award and an NCAA Post-Graduate Scholarship. Riley subsequently was inducted into the CoSIDA Academic All-America Hall of Fame® in 2012.

...

McGraw's knack for developing talent also extends to the coaching ranks. No less than 13 of her former players and/or assistant coaches currently are serving as coaches at the college level. In addition, four of her former pupils are presently NCAA Division I head coaches: **Bill Fennelly**, another former aide who is piloting Iowa State; **Kevin McGuff**, a Notre Dame assistant for six seasons who now is the head coach at Ohio State; **Jonathan Tsipis**, a Fighting

Irish assistant for nine years who now serves as head coach at George Washington, and **Coquese Washington**, a 1991 Notre Dame graduate and eight-year veteran on McGraw's staff who now is in charge at Penn State. McGuff, Washington, and current Fighting Irish associate head coach **Carol Owens** comprised McGraw's assistant coaching staff on Notre Dame's 2001 NCAA national championship squad, while McGuff and Owens also were on McGraw's staff for Notre Dame's run to the 1997 NCAA Final Four (with a roster that included two of McGraw's current assistants — **Beth (Morgan) Cunningham** and **Niele Ivey**).

...

On a national level, McGraw is widely regarded as a champion for student-athletes. In June 2002, she accepted an invitation from U.S. Secretary of Education **Rod Paige** to join the Commission on

Opportunity in Athletics. Created 30 years after the passage of the Title IX anti-discrimination law, the 15-member panel examined ways to strengthen enforcement and expand opportunities to ensure fairness for all college athletes. McGraw was the only women's basketball coach on the Commission, which also included former WNBA great **Cynthia Cooper-Dyke**, former U.S. National Soccer Team captain **Julie Foudy** and two-time Olympic gold medalist **Donna DeVarona**.

In the summer of 2004, McGraw served with the WBCA's Special Committee on Recruiting and Access, which helped create numerous proposals to the NCAA that clarified and strengthened national recruiting guidelines. McGraw's work on that committee led to her selection in 2005 as a member of the WBCA's Board of Directors, serving as the Division I Legislative Chair for that body through June 2011. Her efforts to preserve and improve the status of college athletics were recognized by the WBCA in 2009, when she was chosen to receive the prestigious Carol Eckman Award, which goes annually to an active WBCA coach who exemplifies Eckman's spirit, integrity and character through sportsmanship, commitment to the student-athlete, honesty, ethical behavior, courage and dedication to purpose.

Since 2011, McGraw has been front and center as a member of numerous NCAA and WBCA subcommittees focused on growing the sport, including her recent participation in 2013 at the NCAA "White Paper Summit," discussing recommendations presented in Val Ackerman's "White Paper" evaluation of women's college basketball earlier in the year.

...

On top of her tireless work at Notre Dame, McGraw often is in demand as a featured speaker at various camps, luncheons and other fundraisers around the country. For several years, she has been a co-chair for the annual "Run, Jane, Run" golf tournament in South Bend, which benefits local chapters of the YWCA. McGraw also has been at the forefront of numerous charitable events in the South Bend area, from book drives for area school children and donations to local food pantries, to silent auctions and receptions that benefit cancer charities.

McGraw had her first book published in 2003, teaming with Bradley University professor **Paul Gullifor** to pen *Coaching Success: Muffet McGraw's Formula for Winning — In Sports and In Life*.

Born Dec. 5, 1955, in Pottsville, Pa., and raised in nearby West Chester, McGraw is one of the predominant women's basketball figures to come from the Philadelphia metro area. In 1986, she was inducted into the Saint Joseph's University Women's Basketball Hall of Fame, followed by her enshrinement in the Philadelphia Big Five Women's Hall of Fame in 1989. In November 2002, McGraw's alma mater came calling once again, inducting her into the Saint Joseph's University Athletics Hall of Fame.

In 1997, McGraw was named an honorary alumna by the Notre Dame Alumni Association and received an honorary monogram from the Notre Dame Monogram Club.

McGraw and her husband, **Matt**, celebrated their 37th wedding anniversary in 2014, and they have a 24-year-old son, **Murphy**, a 2012 Indiana University graduate, who now works in the corporate offices for Kohl's Department Stores in Milwaukee. The McGraws live in Granger, Ind.



Muffet McGraw, husband Matt (left) and son Murphy (right) at her Women's Basketball Hall of Fame induction.



Q & A with Coach McGraw

On what the University of Notre Dame means to her ...

"More than anything, I love what Notre Dame stands for. I'm working at a place where integrity matters. It's a place that's committed to excellence in absolutely everything we do, where we can pursue perfection and play for a national championship and still be No. 1 in graduation rate. It's about the players, it's about the people around our program and the values that they all have and the values that Notre Dame stands for.

"It's about wanting to be the best, but it's absolutely about wanting to do it the right way. We think it's important to be ambassadors, to be role models, and we embrace that. Our players enjoy the chance to be recognized in the community and to present that positive image to our fans — that's very important to me and our reputation on campus and in the community has been phenomenal."

On reaching four consecutive NCAA Women's Final Fours ...

"Our expectations have changed. People see us as an elite program and a team that can get to the Final Four on a consistent basis. The past four years have given us an incredible boost in terms of our national prominence, and being in the ACC, which is the best league in women's basketball, gives us the chance to compete against the best teams every night, and that's what every high school player wants.

"At the end of the day, it's all about the players. The players we bring in are those who are a great fit for Notre Dame. It's not necessarily about their talent as much as their chemistry with the rest of the team, and that's probably the biggest reason for our success — our team chemistry. The teams we've had lately have been largely about sharing the ball, developing individually in the off-season and having that work ethic, intensity and competition, all areas that have risen so dramatically of late."

On the evolution of Notre Dame's up-tempo style of play ...

"The biggest thing we've done in our recruiting lately is to look at skilled players. There was a tendency for everybody to look at great athletes for a while, but I want somebody who can score. If you have to guard all five people on the floor, you're going to be a really difficult team to match up with. We've really looked at developing the skill level of our players — we want to be leading the nation in field-goal percentage and assist-to-turnover ratio, and we want to be the team that makes the extra pass and won't turn the ball over as much. In the end, we brought in players that, while they may not have been as highly ranked, we felt like they were a good fit for us.

"It's a style that allows us to give freedom and creativity to all of our players. We want them to grow as a player, find different ways to contribute to the offense and play to their strengths, which is something this offense does very well."

On what makes Notre Dame women's basketball fans so special ...

"They have made Purcell Pavilion a really tough place to play. It's a place that no opponent wants to come into. Our fans are so intelligent, they have great support and passion for us, they want us to play hard and compete, and they inspire us to do just that.

We try to get involved in the community as much as possible because we appreciate what our fans have done for us and we want to be able to give something back to them."

On her scheduling philosophy ...

"We approach our scheduling with the mindset that we want to learn all we can about our team early on. It would be easy for us to schedule many teams that we could beat and pile up a nice record, but it wouldn't do us any good later in the season — we wouldn't be prepared.

"It's important for us to understand what we need to work on in order to get better as a team, and the best way to do that is by challenging ourselves against other top teams. That's why we're playing Connecticut, Tennessee, Maryland, Michigan State, DePaul and UCLA this year. Playing those teams only makes us better and gets us ready for the challenges we'll see, not only during ACC play, but then into March and the NCAA Championship."

On how her coaching style has developed through the years ...

"I think that it is important for me to develop our staff and help them become head coaches, and one of the best ways you can do that is by getting out and talking with the different people who have different philosophies. You have to create your own philosophy and the only way you are going to do that is to be open to what other people are doing. That's why we've spent time watching and talking with men's coaches like Pete Carril (Princeton; retired), Tom Izzo (Michigan State), Jamie Dixon (Pittsburgh), Brad Stevens (Boston Celtics; formerly Butler) and Stan Van Gundy (Detroit Pistons).

"I like watching how other coaches work. It doesn't really matter what sport — it's really interesting to look at the dynamics and the attitude and just how they treat their team, how they treat their staff and how they coach their teams. All of the leadership and the motivation are the same no matter what sport you are in."

On the chemistry of her coaching staff ...

"Chemistry is important in every area of the game and that trickles down to the team. The players all see how well we get along and I think that helps them. They know that there is no confusion. You can't run to Mom to complain about Dad. We are a really united group, and we like to spend time together on and off the court. Our meetings are fun, we enjoy being together and we work extremely hard.

"We all have different strengths and each coach is able to fully utilize what her strengths are. They (the other coaches) are extremely talented and I like to give them freedom. They work well on their own with their particular position groups when they are in the gym. They are all good enough to be head coaches one day, and I try to give them the challenges they will see as a head coach. They have a chance to really use their skill sets.

"When you have people as talented as I have on my staff, that's the way to go because they really have accomplished a lot. We are a veteran group, we are very experienced and everyone on the staff has a sense of urgency. They are incredibly organized and just do their jobs extremely well."

"Muffet McGraw has a great winning attitude and has a complete understanding of how to communicate her concepts to her players. She is absolutely a brilliant tactician and does everything with class. She represents the Fighting Irish and the Golden Dome in a very special way."

— Dick Vitale

*ESPN college basketball analyst
2008 Naismith Basketball Hall of Fame inductee*

"I have been fortunate enough to watch Muffet work up close for the past 14 years and have been simply amazed. She is an educator and the kind of person you would want your daughter to play for."

— Mike Bray

Notre Dame men's basketball head coach

"My four years at Notre Dame were indeed life-shaping. From heartbreaking losses to the ultimate level of success, I learned how to handle pressure, what it takes to be a leader and how to balance my faith, family, academics and basketball. I will forever be grateful to Coach McGraw for giving me the opportunity to attend Notre Dame; for instructing me, guiding me and pushing me to achieve my academic and athletic goals; and most of all, for the continual support she shows in my life outside of Notre Dame."

— Ruth Riley ('01)

*Three-time All-American at Notre Dame
2001 National Player of the Year
Two-time WNBA Champion ('03 Finals MVP)
2004 Olympic Gold Medalist - Team USA*

"Year in and year out, Muffet has her team in contention for a national championship. That consistency is what every coach strives for."

— Jim Foster

University of Tennessee-Chattanooga head coach

"Muffet McGraw has made Notre Dame a regular player on the national scene with one NCAA title and five other Final Four appearances already in the books. Her players, in a reflection of herself, have been class acts on the sidelines as well as in the game. Muffet is another of a number of successful women who have demonstrated it is possible to have a solid family life at home as a mom, while also devoting the hours it takes to maintain a high profile entity on the hardwood."

— Mel Greenberg

*Sportswriter, Philadelphia Inquirer (retired)
USBWA/Women's Basketball Hall of Famer
Founder of Associated Press Top 25 Poll*

"Muffet has done a great job trying to fight for things that represent all that's good with women's college basketball — trying to maintain the integrity of our game, to protect student-athletes and to have their welfare and best interests (in mind) at the same time."

— Sherri Coale

*University of Oklahoma head coach
WBCA Past President*

INTRODUCTION

2014-15 SEASON PREVIEW

STUDENT-ATHLETES

COACHING STAFF

2014-15 OPPONENTS

2013-14 SEASON IN REVIEW

RECORDS

HISTORY





CAROL OWENS

Associate Head Coach • 15th Season

Northern Illinois '90

THE OWENS FILE

- **Hometown:** Chicago, Illinois
- **Education:** 1990 – B.A. in communications from Northern Illinois

College Coaching Experience

2010-present

University of Notre Dame
Associate Coach/Associate Head Coach
(Fifth Season)

2005-2010

Northern Illinois University
Head Coach
(Five Seasons)

1995-2005

University of Notre Dame
Assistant Coach/Associate Head Coach
(10 Seasons)

1993-95

University of Michigan
Assistant Coach
(Two Seasons)

USA Basketball Coaching Experience

2009

FIBA U19 World Championship Team
Head Coach
(Gold Medal)

2008

FIBA U18 Americas Championship Team
Head Coach
(Gold Medal)
USA Basketball Developmental Coach of the Year

2007

FIBA U19 World Championship Team
Assistant Coach
(Gold Medal)

2006

FIBA U18 Americas Championship Team
Assistant Coach
(Gold Medal)

One of the nation's premier coaches, **Carol Owens** is in her 15th season on the Notre Dame women's basketball coaching staff, and her sixth as associate head coach for the Fighting Irish, having originally been elevated to that position by head coach **Muffet McGraw** prior to the 2002-03 season (holding that role through the 2004-05 campaign), and then again in the summer of 2012.

Throughout her tenure at Notre Dame, Owens has focused on working with the Fighting Irish post players, while also assisting with the program's nationally-ranked recruiting efforts (Notre Dame has attracted 18 consecutive Top 20 recruiting classes, something only two other schools can match). In

addition, she has played a key role in the Fighting Irish scouting efforts, helping create the game plans for some of the program's highest-profile wins, including seven over Connecticut and four against Tennessee in the past four seasons.

During her 14-year combined stint at Notre Dame (first from 1995-2005, then again since 2010-11), Owens has played an important role in the Fighting Irish rise to national prominence. As the senior member of the program's assistant coaching staff, Notre Dame has posted a 390-90 (.813) record, averaging nearly 28 victories per season in her tenure. The Fighting Irish also won the 2001 national championship, played in the 2011, 2012 and 2014 NCAA title games, reached the NCAA Women's Final Four six times (1997, 2001, 2011, 2012, 2013 and 2014), and made 10 Sweet Sixteen appearances, all with Owens on staff.

Throughout her career at Notre Dame, Owens has had the magic touch when it comes to developing elite post players, with no fewer than four of her pupils earning a combined nine All-America citations during their college careers before all four went on to be drafted into the WNBA (winning three league titles as professionals to date).

Owens also has consistently appeared on lists of the nation's top assistant coaches. Most recently in 2014, she was chosen as the inaugural recipient of the A Step Up Assistant Coach of the Year Award, presented by Felicia Hall Allen & Associates. In 2001, she was named one of the top five assistant coaches in the country by *Women's Basketball Journal*, and in 2011, *Collegelsider.com* named her as one of the top 15 active assistants in the nation.

The latest Fighting Irish post to thrive under Owens' guidance was **Natalie Achonwa**, a two-time All-America and all-conference selection at Notre Dame from 2010-14, ranking among the top 10 in program history for career rebounds (4th - 970), double-doubles (5th - 28) and field-goal percentage (6th - .562), while also ranking 12th in career point (1,546). What's more, she had a school-record 19 double-doubles as a junior in 2012-13 and ranked third in the nation with a .611 field-goal percentage as a senior in 2013-14.

Achonwa went on to be selected in the first round (No. 9 overall) of the 2014 WNBA Draft by the Indiana Fever, for whom she will make her professional debut next summer.

Owens also helped Achonwa take her talents to the international stage, as Achonwa was selected to the 2012 Canadian Olympic Team, becoming the second-youngest player to compete at the London Games. While there, Achonwa averaged 7.2 points, 3.8 rebounds and 2.2 assists per game, ranking among the top four on the Canadian roster in rebounds (2nd), assists (3rd), steals (3rd - 0.8 spg.), field-goal percentage (3rd - .385) and points (4th),

while posting double-figure scoring efforts against silver medalist France (14 points, game-high eight rebounds) and a win over the world's sixth-ranked team, Brazil (11 points) during the preliminary round — the latter victory was significant as it clinched Canada's first Olympic quarterfinal berth in 28 years. Achonwa then collected a silver medal with Team Canada at the 2013 FIBA Americas Championship in Mexico.

Another of Owens' recent success stories was two-time WBCA Coaches' honorable mention All-American and BIG EAST Defensive Player of the Year (as well as first-team all-BIG EAST selection)

Devereaux Peters, who posted career highs in virtually every statistical category including scoring (11.9 ppg. in 2010-11), rebounding (9.3 rpg. in 2011-12) and field-goal percentage (.593 in 2010-11), in which she ranked fifth in the nation. Peters went on to be chosen in the first round (third overall selection) of the 2012 WNBA Draft by the Minnesota Lynx, becoming the highest draft choice and first WNBA Draft lottery pick in school history. Peters subsequently earned her first WNBA title with Minnesota in 2013.

As a fifth-year senior under Owens' tutelage in 2011-12, Peters tied longstanding school records for 15-rebound games (7) and 15-point/15-rebound games (4) in a single campaign, with both marks first set nearly 35 years earlier during the program's first varsity season (1977-78). She also amassed a career-high 12 double-doubles in 2011-12 (tying for fifth-most in school history and most by a Fighting Irish player since 2004), including nine in her final 18 games. What's more, she was the first player in program annals to pile up 75 blocks, 75 steals and 75 assists in one season, and just the second NCAA Division I player since 2001-02 to pull off that feat, while Peters' 78 total blocks tied her for fifth on the Fighting Irish single-season charts.

After Peters battled back from an injury-riddled start to her college career, Owens led her into uncharted territory in the Notre Dame women's basketball record books as the first Fighting Irish player to register 1,000 points, 500 rebounds, 200 blocks, 200 steals and 200 assists in her career. Overall, she appears in the top 10 on five of Notre Dame's career statistical lists — blocked shots (2nd - 227), rebounds (6th - 937), field-goal percentage (8th - .550), steals (9th - 222) and double-doubles (10th - 23). She also stands among the top 20 in school history with 1,319 career points.

Another veteran who blossomed under Owens' coaching was **Becca Bruszewski**, who enjoyed one of the best seasons of her college career as a senior in 2010-11. Bruszewski averaged 8.9 points and a career-high 5.3 rebounds per game, while joining Peters (and **Natalie Novosel**) as the first players in program history to start 39 games in one season. Bruszewski also ranked fourth on the team in field-goal percentage (.518, second-highest of her career) and was one of six Fighting Irish players to record 40 steals leading the veteran captain to earn a place on the NCAA Dayton Regional All-Tournament Team and graduate as one of the top 30 scorers in school history (1,148 points).

"Carol is the best post coach in the country," McGraw said. "She's someone who understands exactly what it's like to play in the post because she did it herself. She's a great teacher of the game and really has a great feel for how to develop young play-



Associate Head Coach

ers. Posts sometimes take a little longer to develop than guards, and Carol is such a patient teacher. She establishes a great relationship with our posts, they know she cares about them, and in turn, they want to work hard and do all they can to please her. She also has such a great philosophy on life and has so many great things that she can teach the players from that perspective."

"I am very happy to be at Notre Dame," Owens said. "It's a place that is so dear to my heart and the people there have been wonderful to me. I've had such a great relationship with Coach McGraw over the years, and I'm looking forward to continuing our work to make Notre Dame the best women's basketball program in the country, year in and year out."

Owens returned to Notre Dame prior to the 2010-11 season following a five-year stint (2005-10) as head coach at her alma mater, Northern Illinois University. During her time in DeKalb, Owens' teams showed exceptional growth, as she posted a higher career winning percentage (.449) than either of her two predecessors and became only the second coach in the program's 42-year history (first in 28 seasons) to register double-digit victories every year she walked the sidelines at Northern Illinois.

Owens' finest season at NIU came in 2006-07, when she led the Huskies to a 19-12 record, their best mark in 14 years, and the program's first berth in the Mid-American Conference Tournament semifinals since 2001-02. Two years later in 2008-09, Owens guided Northern Illinois to a 10-6 record in MAC play and a third-place finish in the conference's West Division, logging the Huskies' best regular-season league record since 2001-02. In fact, Northern Illinois has recorded 10 MAC wins three times since joining the conference in 1997-98 (including one 10-win campaign under Owens) and peaked with third-place finishes in the MAC West Division on four occasions (twice under Owens).

Northern Illinois players also made tremendous individual strides under Owens' watchful eye. Eight Huskies collected all-conference honors during her tenure, led by first-team all-MAC guard (and eventual WNBA second-round draft pick) **Stephanie Raymond** in 2006-07. In addition, she helped mold **Marke Freeman** into the league's Sixth Player of the Year in 2008-09.

Her Northern Illinois University teams were successful in the classroom as well, with the Huskie women's basketball program boasting a cumulative grade-point average (GPA) of 3.0 or better every semester under Owens. What's more, all 12 seniors who completed their careers at Northern Illinois during her tenure earned their degrees.

As if that weren't enough, Owens is a rising star on the national and international coaching scene through her work with USA Basketball. In 2008 and 2009, she served as head coach of the United States U18 and U19 teams, guiding those squads to gold medals at the 2008 FIBA U18 Americas Championships in Argentina, and the 2009 FIBA U19 World Championships in Thailand — in both cases, one of her standout players was Notre Dame All-America guard **Skylar Diggins**. In 2008, Owens was named USA Basketball's Developmental Coach of the Year, and prior to that, she spent two summers (2006-07) as an assistant coach for Team USA, collecting two more gold medals (2006 FIBA U18 Americas; 2007 FIBA U19 Worlds) as an aide under current DePaul head coach (and U.S. Senior National Team



assistant coach) **Doug Bruno**. Owens also coached former Notre Dame point guard **Melissa Lechlitner** ('10) on that 2007 USA squad that took gold at the U19 World Championships.

For many years, Owens has been an important contributor within the women's basketball coaching community. In 2008, she was selected to serve on the Board of Directors for both the Black Coaches & Administrators (BCA) and the Women's Basketball Coaches Association (WBCA), serving on the latter body's executive committee as the WBCA secretary before stepping down in 2011 to take a more active role on the BCA Board of Directors. Subsequently, in September 2012, Owens was chosen as BCA president for the 2012-13 academic year.

Owens' reputation as one of the nation's premier post coaches emerged during her first stint at Notre Dame from 1995-2005. Her most famous pupil to date has been **Ruth Riley** ('01), who was a three-time All-America selection (1999-2001) and capped her Fighting Irish career as the 2001 consensus national player of the year. She went on to win two WNBA titles (2003 and 2006 with the Detroit Shock), as well as a gold medal with the 2004 U.S. Olympic Team, becoming one of only nine players in women's basketball history to earn NCAA, WNBA and Olympic championships in her career.

In addition, **Katryna Gaither** ('97) was a two-time honorable mention All-America selection at Notre Dame while working with Owens, and Riley, Gaither, Peters and **Kelley Siemon** ('01) all were drafted into the WNBA following their Fighting Irish careers.

"Carol Owens is one of the top assistant coaches in the nation, and in my opinion, she is the best skills coach in the country when it comes to the post position," Riley said. "As a young player, I was very grateful to find a school where I knew I would develop fundamentally at my position. Coach Owens has personal experience of being an All-America post player, and she uses that knowledge to teach and mold young student-athletes. I am very grateful for

the time she invested in making me the best post player I could be."

Owens joined the Fighting Irish staff in 1995 following two seasons as an assistant at Michigan, where she began her coaching career after enjoying a three-year professional playing stint in Japan, Spain and Italy.

As a standout player at Northern Illinois from 1985-90 (she missed the '86-87 season with a knee injury), Owens compiled a very impressive resume. A two-time Kodak (now WBCA) Coaches' All-District IV selection (1989 and 1990), Owens scored 2,102 points and averaged 18.0 points per game over four campaigns, covering 117 games. She also captained the Huskies for four seasons and, in her final collegiate campaign (1989-90), she guided Northern Illinois to the best record in school history (26-5), as the Huskies went undefeated in North Star Conference play (12-0) and earned the school's first-ever NCAA Championship bid.

Owens finished her Northern Illinois University career with 13 school records, most notably standing as Northern Illinois' all-time leader in scoring, blocked shots, free-throws made, free-throw attempts and field-goal percentage — to this day, she remains the Huskies' career leader in blocks, free-throws made and consecutive double-digit scoring games. In addition, she was the first player (male or female) in school history to score 2,000 points and grab 1,000 rebounds.

A native of Chicago, Owens received her bachelor of arts degree in communications from Northern Illinois in 1990. She was selected by the faculty of the College of Liberal Arts and Sciences to serve as commencement marshal of her graduating class and was named Northern Illinois' Outstanding Woman. In addition, Owens was the recipient of the Student Leadership Award.

In 1995, Owens was inducted into the Northern Illinois University Athletic Hall of Fame and followed up that honor with her induction into the Illinois Basketball Coaches Association (IBCA) Hall of Fame in 2001.

INTRODUCTION

2014-15 SEASON PREVIEW

STUDENT-ATHLETES

COACHING STAFF

2014-15 OPPONENTS

2013-14 SEASON IN REVIEW

RECORDS

HISTORY



BETH CUNNINGHAM

Associate Coach • 3rd Season

Notre Dame '97

THE CUNNINGHAM FILE

- **Hometown:** Bloomington, Indiana
- **Education:** 1997 – B.A. in marketing from Notre Dame
2003 – M.Ed. in sports leadership from Virginia Commonwealth University

College Coaching Experience

2012-present

University of Notre Dame
Associate Coach
(Third Season)

2003-2012

Virginia Commonwealth University
Head Coach
(Nine Seasons)

2001-2003

Virginia Commonwealth University
Assistant Coach/Associate Head Coach
(Two Seasons)

a great assistant because she helps make things easier for me in so many ways. All of us on the staff depend on her when it comes to managing the little things, the added details that come up, both on and off the court."

"I'm so thrilled to be back at Notre Dame," Cunningham said. "To be a part of Coach McGraw's staff is something I've always dreamed about. I have tremendous passion and pride in the Notre Dame women's basketball program, and I believe it is a reflection of the high standards this great university embodies. Quite simply, I can't wait to continue everyone's efforts at Notre Dame towards winning national championships."

In her two seasons back at her alma mater, Cunningham was instrumental in shaping **Kayla McBride** into one of the nation's top players.

Under Cunningham's steady hand, McBride was a two-time All-America selection, earning consensus first-team honors as a senior in 2013-14. She also was the 2014 Atlantic Coast Conference Player of the Year, according to the conference coaches, after averaging career highs of 17.6 points and 5.3 rebounds per game in her final season. McBride was the 2013 BIG EAST Championship Most Outstanding Player after leading Notre Dame to its first-ever BIG EAST tournament title, and she was dominant on the biggest stages, reflecting Cunningham's own cool demeanor from her playing days, while methodically shredding numerous Top 25 opponents, averaging 18.7 points per game against ranked teams in her final two seasons.

Thus, it was no surprise McBride was a first-round selection (No. 3 overall) in the 2014 WNBA Draft by the San Antonio Stars and immediately put all the lessons she learned from Cunningham to good use. McBride would up earning WNBA All-Rookie Team honors and posted the highest scoring season for a San Antonio rookie since the franchise relocated from Salt Lake City in 2003. In addition, McBride was San Antonio's leading scorer (22.5 ppg.) during the 2014 WNBA playoffs.

Beth Cunningham, a former two-time All-America guard at the University of Notre Dame and the program's second all-time leading scorer, is in her third season as associate coach for the Fighting Irish. Cunningham returned to her alma mater following 11 seasons at Virginia Commonwealth University, the final nine as the Rams' head coach.

At Notre Dame, Cunningham's primary focus is working with the Fighting Irish wing players, as well as coordinating future game schedules, constructing game strategy and scouting reports, helping to develop daily practice plans and aiding the program's nationally-ranked recruiting efforts.

"Beth was a phenomenal shooter as a player here at Notre Dame, and she has the respect of all the players that are now in our program because they know she's done exactly the same things that she's teaching them," head coach **Muffet McGraw** said. "She's had great success as a head coach and she's able to help me during games because she's always been a poised and level-headed kind of person and never gets too high or low emotionally.

"Beth sees the game from more of an objective view, so she's really good on the bench during timeouts with comments and suggestions we can use," McGraw added. "Understanding what the head coach is going through all the time makes her





Thanks in part to Cunningham's guidance, McBride also was named to the 2014-16 USA Basketball Senior National Team player pool and was a finalist for the 2014 USA Basketball World Championship Team that earned a gold medal in Turkey. McBride remains one of the top young players in the USA Basketball ranks and is a prime candidate to compete for a spot on the USA Basketball roster heading into the 2016 Summer Olympic Games in Rio de Janeiro, Brazil.

Before returning to Notre Dame in the summer of 2012, Cunningham took the Virginia Commonwealth University women's basketball program to new heights in her 11 seasons in Richmond, Virginia, spending one year as an assistant coach (2001-02) and another as associate head coach (2002-03) before assuming the head coaching duties prior to the 2003-04 campaign. She is the Rams' all-time leader in women's basketball coaching wins, having successfully piloted Virginia Commonwealth University to a 167-115 (.592) record and postseason appearances in each of her final five seasons, including the program's first-ever NCAA Championship berth (an at-large selection in 2009). Under her tutelage, Virginia Commonwealth University also averaged better than 22 wins per season from 2007-08 through 2011-12, amassing three consecutive 20-win campaigns from 2008-10 (including back-to-back school-record 26-win seasons in 2007-08 and 2008-09) as part of the most successful four-year run in Rams' history.

A two-time Virginia Coach of the Year honoree by the *Richmond Times-Dispatch*, Cunningham coached three WNBA Draft picks and two All-Americans, as well as two Colonial Athletic Association (CAA) Players of the Year and 18 all-conference selections during her tenure at VCU. Among her more notable pupils were **Quanitra Hollingsworth**, a first-round selection (ninth overall) in the 2009 WNBA Draft by the Minnesota Lynx (and now with the New York Liberty), and **Courtney Hurt**, a 2012 third-round selection by the Indiana Fever, who was among the nation's leaders in scoring and rebounding during her final two seasons.

Much like her coaching career at Virginia Commonwealth University, Cunningham was a trailblazer during her playing days at Notre Dame from 1993-97 (when she competed under her maiden name of Beth Morgan), not only helping the Fighting Irish transition from the Midwestern Collegiate Conference (now the Horizon League) into the BIG EAST Conference in 1995-96, but also leading the program to the first of its four NCAA Women's Final Four appearances and a (then) record-setting 31-7 campaign as a senior in 1996-97. A two-time Associated Press and



Women's Basketball Coaches Association (WBCA) honorable mention All-America choice, four-time first-team all-conference selection and two-year team captain, Cunningham sparked Notre Dame to a 97-32 (.752) record in her four seasons under the Golden Dome, including a pair of Mid-Central Conference regular-season titles and the 1994 MCC postseason crown, as well as three NCAA Championship appearances (1994, 1996, 1997).

Cunningham departed as the all-time leading scorer in Fighting Irish women's basketball history with 2,322 points (now second behind **Skylar Diggins**), having set or tied 28 school records during her career, 11 of which she still holds, including career marks for points, scoring average (18.6 ppg.), double-figure scoring games (115) and 20-point games (56).

Following her successful college career, Cunningham spent three seasons in the American professional basketball ranks, playing two seasons with the Richmond/Philadelphia Rage of the now-defunct American Basketball League (ABL) from 1997-98, and then one year with the WNBA's Washington Mystics in 2000 before embarking on her coaching career.

Cunningham also was a fixture in USA Basketball circles as both a player and coach, first suiting up for Team USA four times from 1996-99 (winning three medals including a gold

with the 1997 USA World University Games Team) and serving as the athlete representative on the USA Basketball Women's Junior National Team Committee since 2009 after spending time in a similar role on the USA Basketball Women's Collegiate Committee from 2005-08.

Cunningham graduated from Notre Dame in 1997 with a bachelor's degree in marketing from the top-ranked Mendoza College of Business. She then went on to earn her master's degree of education in sports leadership from Virginia Commonwealth University in 2003.

Originally from Bloomington, Indiana, Cunningham was a standout two-sport performer at Bloomington South High School, earning all-state honors in both basketball and tennis and subsequently being inducted into the Monroe County Sports Hall of Fame in June 2011. What's more, her father, **Bob Morgan**, was the longtime baseball coach at Indiana University from 1984-2005, leading the Hoosiers to more than 1,000 victories during his career.

Cunningham and her husband, **Dan** (a former practice player for the Notre Dame women's basketball program and a 1996 graduate of Notre Dame's Mendoza College of Business), are the proud parents of a three-year-old daughter, **Margaret**, and one-year-old twins **Carly** and **Danny**.





Assistant Coach



NIELE IVEY

Assistant Coach/Recruiting Coordinator •
Eighth Season

Notre Dame '00

THE IVEY FILE

- **Hometown:** St. Louis, Missouri.
 - **Education:**
2000 – B.A. in history from Notre Dame
- Coaching Experience**

2007-present

University of Notre Dame
Assistant Coach/Recruiting Coordinator
(Eighth Season)

2005-07

Xavier University
Administrative Assistant
(Two Seasons)

One of the finest point guards ever to wear the University of Notre Dame uniform, **Niele Ivey** (*first name pronounced knee-L*) rejoined the Fighting Irish women's basketball program as a member of head coach **Muffet McGraw's** staff in May 2007.

Now in her eighth season as an assistant coach at Notre Dame (she added the title of recruiting coordinator in 2012), Ivey is the common link between all six of the school's Final Four appearances (four as a coach, two as a player) and works closely with the development of the Fighting Irish point guards, while serving as the architect of program's remarkable recruiting success, and making major contributions to game scouting, practice planning and summer camp coordination.

Since Ivey joined the Notre Dame coaching staff seven years ago, she has helped the Fighting Irish post a 214-39 (.846) record, including four NCAA Women's Final Four berths, three NCAA title game appearances and five conference championships (three regular season, two tournaments split between the BIG EAST and Atlantic Coast Conference). In that same span, Notre Dame has been ranked among the top 10 in the nation in scoring offense, assists and assist/turnover ratio four times, punctuated with a school-record 86.1 points per game (second in the nation), 765 assists (second in the nation) and 1.39 assist/turnover ratio (fifth in the nation) in 2013-14.

In addition to her achievements in player development with such protégés as **Skylar Diggins** and current sophomore **Lindsay Allen**, Ivey also has emerged as a rising star on the recruiting trail, with a sharp eye for young up-and-

coming talent. In fact, she has helped Notre Dame attract top-10 incoming classes each of the past five years, including top-five groups during the last three seasons (incoming classes of 2012-14).

What's more, Ivey has shown the ability to quickly flourish when it comes to scouting and in-game strategy. In the past four years alone, she has been directly responsible for creating the game plans that led to victories over Tennessee (four times), Duke (four times), Connecticut (three times), Maryland (twice), Louisville (twice), Syracuse (twice), Baylor, Texas A&M, UCLA and Purdue, among many others.

A former All-America point guard at Notre Dame and a five-year WNBA veteran, Ivey has brought her considerable experience to bear on the Fighting Irish floor generals, most recently taking **Allen** under her wing and helping the Mitchellville, Maryland, native to one of the finest rookie seasons by any point guard in program history. Allen became the first Fighting Irish point guard in two decades to start on opening night and thanks to Ivey's instruction, all Allen did was lead the ACC and rank 30th in the nation in assist/turnover ratio (2.24), while also placing seventh in the conference with 3.9 assists per game (her 150 total assists were a school record for freshmen, smashing Mary Gavin's 29-year-old mark).

In addition, Allen was outstanding in the 2014 NCAA Championship, averaging 4.7 assists per

game with a 5.6 assist/turnover ratio (28 assists, five turnovers), with the latter figure ranking second among all players in the tournament who saw action in more than one game. Subsequently, Allen earned third-team Freshman All-America honors from *Full Court Press*.

Prior to mentoring Allen, Ivey was primarily responsible for supervising the growth of **Diggins**, one of Notre Dame's legendary greats in any sport and a four-time All-America point guard. Under Ivey's guidance, Diggins made a seamless transition from shooting guard to point guard during her final three seasons, emerging as one of the nation's elite players to become one of just three two-time recipients of the Nancy Lieberman Award (nation's top point guard) and a two-time consensus first-team All-America and BIG EAST Player of the Year selection before being chosen third overall in the first round of the 2013 WNBA Draft by the Tulsa Shock. She went on to be a first-team All-WNBA selection in 2014 after earning WNBA All-Rookie Team honors a year earlier.

Diggins also is part of the 2014-16 USA Basketball Senior National Team player pool and was a finalist for the 2014 USA Basketball World Championship Team that earned a gold medal in Turkey. She remains a vital young contributor to USA Basketball fortunes and is expected to be a leading contender for a spot on the USA Basketball roster heading into the 2016 Olympic Games in Rio de Janeiro, Brazil.

Thanks to Ivey's mentorship, Diggins became the first Fighting Irish player and one of only four NCAA Division I players during the 10-season period from 2001-02 to 2012-13 to register 600 points, 200 assists and 100 steals in a single campaign, pulling off that feat in each of her final two seasons (2011-12 and 2012-13). She also owns the top two single-season steals totals in





school history (114 in 2012-13, 102 in 2011-12), as well as two of the top three single-season assist marks in the Notre Dame record books (225 in 2012-13, 222 in 2011-12). Her 657 points in 2011-12 rank sixth on the school's single-season chart, one spot higher than her 631 points as a senior in 2012-13. In addition, she posted the third-best assist-turnover ratio (2.16 in 2011-12) by a Fighting Irish player in one season (only eclipsed by Ivey herself - 2.67 in 2000-01 - and Allen last year).

In each of her final two seasons at Notre Dame, Diggins ranked among both the NCAA and BIG EAST leaders (all games) in assists, steals and assist/turnover ratio. She also wrapped up the 2011-12 BIG EAST regular season (conference-only) statistical titles in assists (5.8 avg. - the second Notre Dame player to win the BIG EAST assist title, and first since Ivey in 1999-2000), steals (2.6 spg.), and assist-turnover ratio (2.3).

Besides her seasonal awards, Diggins was a three-time NCAA Regional Most Outstanding Player (2010-Dayton; 2011-Raleigh; 2012-Norfolk) and was a member of the 2011 and 2012 NCAA Women's Final Four All-Tournament Teams, becoming the first Notre Dame cager to be selected for either honor twice in her career.

Diggins graduated in 2013 as the holder (or co-holder) of no fewer than 32 game, season or career records at Notre Dame, and ranks among the top five on an astounding 105 of the program's game, season or career charts, including school records for career points (2,357), steals (381), games started (144) and double-figure scoring games (121), just to name a few.

Ivey's success with Diggins came on the heels of her work with two other standout Notre Dame point guards — **Tulyah Gaines** (2007-08) and **Melissa Lechlitner** (2008-10) — who enjoyed the best seasons of their careers under Ivey's experienced eye. Lechlitner was at the helm to begin Notre Dame's recent string of some of the more efficient offensive seasons in program history, including her senior season (2009-10) when Notre Dame posted a 1.11 assist/turnover ratio, one of five times in Ivey's tenure the Fighting Irish have had a positive ratio (after doing so once in the program's first three decades — Ivey's final season in 2000-01).


Ivey came back to Notre Dame following two seasons (2005-07) as an administrative assistant on the women's basketball staff at Xavier University, where she served under former Notre Dame assistant coach Kevin McGuff (now the head coach at Ohio State). During Ivey's two seasons at Xavier, she coordinated film exchange and assisted in many of the daily operations of the Musketeers' program, including travel, academics and community outreach.

"Niele is really a rising star, a rock star if you will, in the coaching profession," McGraw said. "She does so many things for us, from recruiting to working with our guards, and every year she continues to grow and develop as a coach. She's gotten more involved in adding new wrinkles to our offense and defense, and expanding her knowledge by going out and talking to other coaches about different aspects of the game.

"She's got to be known as one of the best recruiters in the country and certainly with our point guards, she does just a phenomenal job," McGraw added. "Like Beth (associate coach Beth Cunningham), Niele is another former player from our program who went on to play professionally and now is showing our current players how to get there, and our players really respect her for that."

Ivey sat out most of her freshman season at Notre Dame (1996-97 Final Four campaign) after suffering a season-ending knee injury five games in. However, she was awarded a fifth year of eligibility in 2000-01 and made the most of it, earning third-team Associated Press All-America honors, the first Fighting Irish point guard to be so recognized. She also was the recipient of the 2001 Frances Pomeroy Naismith Award (nation's top senior player standing 5-foot-8 or under) and was a finalist for the 2001 Nancy Lieberman Award. In addition, Ivey made the 2001 Final Four All-Tournament Team after averaging 16.5 points and 5.5 steals per game as the Fighting Irish defeated Connecticut and Purdue to win their first national title.

All told, Notre Dame went 109-22 (.832) during Ivey's last four seasons, reaching the NCAA Sweet Sixteen three times (1998, 2000, 2001) and rolling up a (then) school-record 34 wins in 2000-01. The Fighting Irish also won a share of their first BIG EAST regular-season championship in 2000-01 and were ranked in the top 10 of either or both the AP and ESPN/USA Today polls for all but two weeks during her final three campaigns. While at Notre Dame, Ivey was a three-time all-BIG EAST selection (1999-2001), collecting first-team



honors in 2001, and was tapped as the BIG EAST Player of the Week five times. She also led the Fighting Irish in steals in each of her final four seasons (1997-98 to 2000-01) and was the team's assist leader in her last three years, setting school records with 95 steals in 1999-2000 (since topped by Diggins) and 247 assists in 2000-01, along with a school-standard 2.67 assist/turnover ratio the latter season.

For her career, Ivey has a place on 16 of Notre Dame's all-time top 10 lists, including the Fighting Irish records for steals (348, since topped by Diggins). She also among the program's all-time leaders with 727 assists, a 5.5 assist-per-game average, a 2.6 steals-per-game mark and 132 career games played.

Ivey went on to play five seasons in the WNBA, beginning with her selection by the Indiana Fever in the second round (17th overall pick) of the 2001 WNBA Draft. She spent four seasons with the Fever, helping them to the first playoff berth in franchise history in 2002. Ivey signed with the Detroit Shock as a restricted free agent in 2005, and subsequently was acquired by the Phoenix Mercury later that season.

A native of St. Louis, Ivey graduated from Notre Dame's College of Arts and Letters in 2000 with a bachelor's degree in history. She and her son, **Jaden** (12), make their home in South Bend.





GARRET GARCIA

Video Coordinator • First Season

Toledo '12

Garret Garcia is in his first season as the video coordinator for the Notre Dame women's basketball program, having joined the Fighting Irish staff in August 2014. In his current role, Garcia oversees all film exchange, scouting breakdowns and other internal video productions, as well as assisting with Notre Dame's groundbreaking advances through its social media channels (Twitter, Facebook, Instagram, YouTube and Pinterest, among others), the program's on-campus recruiting efforts and day-to-day operations of the Fighting Irish women's basketball office.

"We are thrilled to have Garret joining our staff," head coach **Muffet McGraw** said. "He's extremely talented and someone who brings a lot of fresh and creative ideas to the table. We're looking forward to having him build upon what we started in that position and add some of his own touches in the coming years."

Garcia came to Notre Dame following two years (2012-14) as University of Toledo graduate assistant video coordinator with both the Rockets' men's and women's basketball programs. While at Toledo, Garcia coordinated tape exchange with the opposition, assisted with breaking down game film

for the coaches and oversaw team manager video responsibilities during practices and games. He also was in charge of creating highlight films throughout the season, as well as maintaining the teams' social media outlets and coachcullop.com (the web site for women's basketball coach Tricia Cullop).

Prior to joining the Toledo basketball staffs, Garcia spent four years as a student assistant with the UT men's basketball program. As a student assistant, he oversaw all video operations for the squad and worked directly with the coaching staff in creating scouting reports, video highlights and film databases. In addition, Garcia created various videos that aired during games on the video board, and he handled the end-of-the-season videos and highlight reels for the school's official athletics web site, utrockets.com, as well as coachtk.com (the web site for Toledo's men's basketball coach Tod Kowalczyk).

Along with his on-campus duties at Toledo, Garcia completed a four-year run (2010-14) as the video board and ribbon board operator for minor league baseball's Toledo Mud Hens (Triple-A affiliate of the Detroit Tigers), adding similar responsibilities during his final year with minor league hockey's

Toledo Walleye (affiliate of the Detroit Red Wings). In these roles, he was responsible for operating the video boards and ribbons at Fifth Third Field and Huntington Center for all MudHens and Walleye home games. Garcia created and edited graphics that were used during the game and on the television production.

As an undergraduate, Garcia worked two years as a student videographer for the Toledo Communications Department. He covered football, basketball, women's soccer, tennis and volleyball events and made highlight reels for utrockets.com. Along with creating highlight reels for the school's official athletic web site, Garcia served as a member of the Savage Arena camera crew, operating in-house cameras for volleyball and women's basketball games.

Garcia attended Liberty Benton High School in Findlay, Ohio, where he was a two-year letterwinner in basketball. As a senior in 2007-08, he earned honorable mention all-conference accolades and helped the Eagles post a perfect 20-0 record in the regular season, finishing first in the 2008 Associated Press Division III poll. A year earlier, Garcia played a key role in helping Liberty Benton to a 26-1 mark and an appearance in the Division III state finals.

A Tower Blue Scholarship Award winner, Garcia graduated from Toledo in 2012 with his bachelor's degree in communications. He continued his post-graduate work at Toledo and earned his master's degree in liberal arts in 2014. Garcia and his fiancée, **Erica** now make their home in South Bend.



KATIE SCHWAB

Operations Specialist • Second Season

Saint Mary's (Ind.) '13

Katie Schwab is in her second season as operations specialist for the University of Notre Dame women's basketball program, having moved into that role in September 2013 after spending the previous two seasons as a student manager for the Fighting Irish.

Schwab's present responsibilities include coordinating team travel, working closely with the coaching staff on preparation and distribution of recruiting materials, as well as the planning and coordination of all on-campus recruiting weekends.

Schwab is on the front lines of the groundbreaking Fighting Irish social media outreach program, which includes Twitter, Facebook, Pinterest and YouTube, as well as the team's web site, ndwbb.com. She also is one of the lead coordinators of the wildly-popular Notre Dame women's basketball summer camps, and she offers additional administrative assistance in the day-to-day operations of the women's basketball office.

Schwab joined the full-time Notre Dame staff after two successful years as a student manager with the Fighting Irish. In that position, she extensively collaborated with the Notre Dame coaching staff on all aspects of team travel, assisting with film, and coordinating coaches' and players' tickets for home and away games. She also was the team's direct liaison to the athletics business office and assisted in planning and running numerous team functions that include summer camps, recruiting visits, and banquets.

Prior to signing on with the Notre Dame women's basketball program, Schwab also spent time as a student manager with the Fighting Irish football program.

"Katie does so much to help our office and our program run smoothly," Notre Dame head coach **Muffet McGraw** said. "She has a great deal of energy and passion for our team, and when we had

a chance to bring her in full-time, we didn't hesitate and we couldn't be happier."

A native of Ironton, Ohio, Schwab graduated from nearby Saint Mary's College in 2013 with her bachelor's degree in communication studies (public relations and advertising concentration).


Born in Ashland, Kentucky, Schwab is the youngest daughter of John and Tammy Schwab. In 2009, she graduated as valedictorian from Saint Joseph Central Catholic High School in Ironton, Ohio.

Schwab's oldest sister, Jennifer, received her bachelor's degree from Ohio Dominican and master's degree from Ohio State. Her sister, Sarah, is a Xavier University graduate and is currently working on her master's degree at West Florida. Her brother, Ryan, is a recent Notre Dame graduate and is finishing his master's degree in education through the University's ACE program.

(NOTE: Katie has been hospitalized since June 9, 2014, following complications related to her Type I diabetes. The Notre Dame women's basketball program continues to pray for her recovery, and her family is providing the public with regular updates on her progress through the Caring Bridge web site (<http://www.caringbridge.org/visit/katieschwab>). During Katie's absence, many of her duties as the team's operations specialist are being filled on an interim basis by former Notre Dame All-America forward and 2014 graduate Natalie Achonwa.)



NATALIE ACHONWA
Operations Specialist



JILL BODENSTEINER
Sr. Associate Athletics Director



CRAIG CHEEK
Asst. Director, Strength & Conditioning



AMANDA HALL
Academic Counselor

INTRODUCTION

2014-15 SEASON PREVIEW

STUDENT-ATHLETES

COACHING STAFF

2014-15 OPPONENTS

2013-14 SEASON IN REVIEW

RECORDS

HISTORY

57

Former University of Notre Dame women's basketball All-America forward Natalie Achonwa (*uh-CHAWN-wuh*) is in her first year on the Fighting Irish staff, coming aboard as operations specialist in June 2014 to assist the program while fellow operations specialist Katie Schwab has been hospitalized due to complications related to her Type I diabetes.

In her new role, Achonwa coordinates all travel arrangements for Notre Dame, while also supervising the program's student managers, helping to coordinate the popular Fighting Irish women's basketball summer camps, and serving as a liaison for all community service projects performed by the women's basketball team.

Achonwa assists the Fighting Irish coaching staff with organizing on-campus recruiting efforts and works closely with special events coordinator Sharla Lewis on numerous projects (such as Notre Dame's annual Pink Zone initiative and its year-end awards banquet) and the day-to-day operations of the women's basketball office.

Achonwa is less than one year removed from a stellar playing career as one of the cornerstones of the most successful four-year runs in Fighting Irish history (2010-14). A two-time All-America forward, she helped lead Notre Dame to a 138-15 (.902) record, four NCAA Final Four appearances and three trips to the NCAA title game. She also ranks among the school's all-time leaders in points, rebounds, field-goal percentage and double-doubles.

In 2015, Achonwa will continue her basketball career as a member of the WNBA's Indiana Fever, who selected her in the first round (No. 9 overall) of the 2014 WNBA Draft. Achonwa missed the 2014 season while recovering from knee surgery.

A native of Guelph, Ontario, Achonwa graduated from Notre Dame in May 2014, earning her bachelor's degree in management consulting from the top-ranked Mendoza College of Business.

Jill Bodensteiner is in her sixth year on the University of Notre Dame athletics staff, and second as senior associate athletics director, elevating to that post in August 2013. She serves as sport administrator for the Fighting Irish women's basketball program, teaming with vice president/director of athletics Jack Swarbrick to assist coach Muffet McGraw's squad on an administrative basis.

In her current position, Bodensteiner is the athletics liaison to the Notre Dame Office of the General Counsel and plays an extensive role in departmental policy and risk management issues. In addition, she oversees a compliance office that works with student-athletes, coaches, administrators and others to educate and facilitate a culture of compliance and integrity. She works with Swarbrick to manage the department's unique sport administration program.

Prior to joining the athletics department staff in 2009, Bodensteiner served 12 years with the University's Office of the General Counsel, where she was the school's primary contact for legal issues in the areas of employment (working with Human Resources and the academic leadership), athletics and international studies. In addition, she was an ex-officio member of the University committee on women faculty and students and as a member of the University benefits committee. Bodensteiner continues to chair Notre Dame's Equity in Athletics Task Force, a position she has held since 2001.

In 2011, Bodensteiner was named to the NCAA Committee on Women's Athletics, which provides leadership and assistance to the association in its efforts to provide equitable opportunities, fair treatment and respect for all women in all aspects of intercollegiate athletics.

Before joining the Office of the General Counsel in 1997, Bodensteiner specialized in employment litigation as an associate at two law firms, Seyfarth Shaw in Chicago and Bryan Cave LLP in St. Louis. A member of the bar in Indiana and Illinois, she also clerked for the Honorable Catherine Perry, a United States District Court judge in St. Louis.

She received her bachelor's degree in psychology and sociology from Notre Dame in 1991, her J.D. from Washington University Law School in St. Louis in 1994, and her MBA from Notre Dame's Mendoza College of Business in 2008. She is a native of Valparaiso, Indiana.

Craig Cheek is in his eighth year on the University of Notre Dame athletics strength and conditioning staff, and fourth as assistant director of strength and conditioning, having moved into his present position in February 2011. He is responsible for designing the strength and conditioning programs for the Fighting Irish women's basketball and baseball programs, works closely with the jumpers and multi-event athletes on the Notre Dame men's and women's track & field teams, and coordinates all strength camps/clinics, along with supervising development of a comprehensive website for the strength and conditioning department.

Before arriving at Notre Dame, Cheek was the head strength and conditioning coach at Nicholls State, Louisiana University for two years. There, he oversaw all varsity athletic programs and supervised the strength and conditioning staff.

Cheek also spent one year (2004-05) as an assistant strength coach at the University of Minnesota-Duluth. At University of Maryland, he worked directly with the Bulldogs' football and women's basketball teams, while also supervising strength and conditioning programs for baseball and women's tennis. In addition, Cheek conducted sport-specific measures of speed, strength and agility at Duluth while providing nutrition and supplement education to student-athletes and facilitating workouts for summer strength camp participants.

A 1997 graduate of Bluffton (Ohio) University with a bachelor's degree in health and physical education, Cheek went on to earn his master's degree in developmental kinesiology from Bowling Green State University in 2004.

Cheek is SCCC certified by the Collegiate Strength and Conditioning Coaches Association.

Amanda Hall is in her fourth year on the staff of University of Notre Dame's Office of Academic Services for Student-Athletes, where she works closely with student-athletes to assist in maximizing academic potential while balancing the demands of NCAA Division I athletics.

In her current position as academic counselor, Hall is charged with supporting four Fighting Irish programs—women's basketball, softball, rowing, and men's tennis.

Prior to joining the University in 2011, Hall spent four years as an athletic administrator, teacher and coach at Henderson International School in Las Vegas, Nevada. She also worked as a teacher and coach at Harmony High School in Harmony, Florida, for three years, and began her post-graduate career as an assistant women's basketball coach at nearby Saint Mary's College from 2001-04.

A native of Wheatfield, Indiana, Hall attended DePauw University where she earned her bachelor's degree in kinesiology in 2001 and represented the women's basketball and cross country teams.

Support Staff



Sharla Lewis is in her fourth year on the University of Notre Dame women's basketball staff, and her second as special events coordinator, having been promoted to that post in 2013 following two seasons as the program's administrative assistant.

In her current role, Lewis is responsible for managing numerous special events for the program. This includes the widely-celebrated Pink Zone (Play4Kay) game and related fundraising activities (which have generated nearly \$750,000 in donations during the past six years), and the team's year-end awards banquet, which has attracted sellout or near-sellout crowds of more than 1,000 attendees each of the past four years.

Lewis also manages the day-to-day functions of the Notre Dame women's basketball office, serves as a liaison with the team's fans and out-of-town guests, and assists with the planning of on-campus recruiting efforts.

Prior to arriving at Notre Dame, Lewis spent more than 15 years in the financial services industry, the final seven with Envestnet Asset Management, an investment firm in Chicago, where she managed two of the company's operational teams. She also was charged with planning and organizing the company's first family picnic and other events.

Lewis previously served as a supervisor in the Wealth Management division at Northern Trust Bank in Chicago, and began her career in the financial industry with H&R Block Tax Services, where she spent seven years in the quality control division.

Originally from Chicago, Lewis began her collegiate studies at Eastern Illinois University before returning to her hometown to attend Chicago State University, where she graduated with a bachelor's degree in business management.

Lewis and her husband, Levi, now make their home in South Bend.



Anne Marquez is in her ninth year as an assistant athletic trainer at University of Notre Dame, currently focusing her responsibilities on the Fighting Irish women's basketball and cheerleading teams.

In the summer of 2012, Marquez had the honor of representing her country as the athletic trainer for the USA Basketball U18 Women's National Team that went 5-0 and won the gold medal at the FIBA Americas U18 Championship in Puerto Rico (current Fighting Irish junior guard Michaela Mabrey was a member of that championship squad).

Marquez arrived at Notre Dame in October 2006 following three years as an assistant athletic trainer at Louisiana Tech, where she worked with the famed Lady Techster women's basketball program, as well as the school's football and women's soccer teams. She was also the department's insurance coordinator and taught the "Introduction to Sports Medicine" course to undergraduate student-athletic trainers.

Marquez went to Louisiana Tech after serving as a graduate assistant at Northwestern State University in Natchitoches, Louisiana, where she earned her master's degree in sports administration. While at Norfolk State University, Marquez worked with the Demon's women's basketball and football teams, while also serving as an instructor for CPR and first aid courses for university students.

Marquez received her bachelor's degree in sports medicine from the University of West Florida in 2001. While at University of West Florida, she worked with the Argonauts' men's and women's cross country, women's soccer and softball teams.

A native of Framingham, Massachusetts, Marquez is board certified by the National Athletic Trainers Association (NATA).



Chris Masters is in his 14th year on the athletic media relations staff at University of Notre Dame, and fifth as associate director. He is the primary media relations contact for the Fighting Irish women's basketball and women's golf programs, and also has helped publicize the University's football, women's soccer, men's golf, men's and women's tennis, and cross country/track and field programs during his tenure at Notre Dame.

Since arriving in 2001, Masters has worked with seven NCAA Final Four squads (including the 2010 national championship women's soccer team) and 12 conference championship teams, and successfully promoted 18 players (11 basketball, seven soccer) for All-America honors.

Prior to coming to Notre Dame, Masters spent three years as assistant sports information director at Western Kentucky University, serving as media relations contact for the women's basketball and volleyball programs. He also was the publications coordinator for Western Kentucky University's 20-sport athletics department, promoted two women's basketball All-Americans, aided the development of the school's official athletics web site (wkusports.com), and was media relations coordinator for the 2000 Sun Belt Conference Women's Basketball Championship.

A native of San Francisco, California, Masters graduated *cum laude* in 1996 with a bachelor's degree in journalism and politics and government from Ohio Wesleyan University, while also serving as a student assistant in the Ohio Wesleyan University sports information office. Two years later, he earned his master's degree in mass communications from Kansas State University, where he also worked in the Kansas State University sports information office as a student assistant and graduate intern, focusing on the Wildcats' women's basketball and volleyball programs.


An active member of the College Sports Information Directors of America (CoSIDA) since 1996, Masters was elected to a three-year term as an at-large representative on the Association's Board of Directors in June 2013. He also is in his 16th year on the CoSIDA Academic All-America® Committee, and first as a Division I publicity coordinator.

Masters and his fiancée, Laura, make their home in Mishawaka.





NOTRE DAME FIGHTING IRISH



2014-15 WOMEN'S BASKETBALL OPPONENTS

Notre Dame will play half (15) of its 30 regular-season games against teams that advanced to last year's NCAA Championship, including home matchups with Connecticut, Tennessee, Maryland, Duke and Louisville.



Opponents



BOSTON COLLEGE EAGLES

Sunday, Jan. 11 • 1 p.m. ET (WatchND)
Notre Dame, Ind. • Purcell Pavilion
Sunday, Feb. 8 • 1 p.m. ET
Chestnut Hill, Mass. • Conte Forum
Notre Dame Leads Series 14-5

Location: Chestnut Hill, Mass.
Founded: 1863
Enrollment: 14,400
Colors: Maroon and Gold
Conference: Atlantic Coast
Arena (Capacity): Conte Forum (8,606)

Athletics Director: Brad Bates
Head Coach: Erik Johnson (UC San Diego '94)
Record at BC (Yrs.): 24-38 (2)
Career Record (Yrs.): 96-89 (5)
Associate Head Coach: Yvonne Hawkins (Ashland '83)
Assistants: Shelley Sheetz (Colorado '95), Lisa Faulkner (Vanguard '05)

2013-14 Record (Conf./Finish): 12-19 (3-13/11th)
Postseason: None
Final Ranking: Not ranked
Starters Returning/Lost: 3/2
Letterwinners Returning/Lost: 8/3
Returning Starters (Pos., Yr., Ht.): Nicole Boudreau (G, Jr., 5-9); Kat Cooper (G, RS-Jr., 6-0); Lauren Engeln (G, RS-Jr., 5-11)

Women's Basketball SID: Stephanie Tunnera
Office: (617) 552-0524
Fax: N/A
E-mail: tunnera@bc.edu
Press Row: (617) 552-1899
Web Site: bc eagles.com



CHATTANOOGA LADY MOCS

Friday, Nov. 21 • 5 p.m. ET (WatchND)
Notre Dame, Ind. • Purcell Pavilion
First Meeting

Location: Chattanooga, Tenn.
Founded: 1886
Enrollment: 11,438
Colors: Navy Blue, Old Gold and Silver
Conference: Southern
Arena (Capacity): McKenzie Arena (10,966)

Athletics Director: David Blackburn
Head Coach: Jim Foster (Temple '80)
Record at UTC (Yrs.): 29-4 (1)
Career Record (Yrs.): 812-311 (36)
Assistants: Katie Burrows (Chattanooga '04), Brittany Jonson (Ohio State '11), John McCray (Ohio State '11)

2013-14 Record (Conf./Finish): 29-4 (18-0/1st)
Postseason: NCAA 1st round
Final Ranking: Not ranked
Starters Returning/Lost: 2/3
Letterwinners Returning/Lost: 7/4
Returning Starters (Pos., Yr., Ht.): Anyanna Gilbert (G/F, So., 5-9); Chelsey Shumpert (G, So., 5-4)

Women's Basketball SID: Anne Wehunt
Office: (423) 425-4618
Fax: (423) 425-2160
E-mail: anne-wehunt@utc.edu
Press Row: (423) 756-5476
Web Site: gomocs.com



CLEMSON TIGERS

Saturday, Jan. 24 • 5 p.m. ET
Clemson, S.C. • Littlejohn Coliseum
Notre Dame Leads Series 1-0

Location: Clemson, S.C.
Founded: 1889
Enrollment: 20,768
Colors: Clemson Orange and Regalia
Conference: Atlantic Coast
Arena (Capacity): Littlejohn Coliseum (10,000)

Athletics Director: Dan Radakovich
Head Coach: Audra Smith (Virginia '92)
Record at CU (Yrs.): 13-19 (1)
Career Record (Yrs.): 151-157 (10)
Associate Coach: Daryl Oliver (Richmond '98)
Assistants: Marc Wilson (Minnesota '86), Kayla Ard (Southeastern Louisiana '06)

2013-14 Record (Conf./Finish): 13-19 (4-12/7-12th)
Postseason: None
Final Ranking: Not ranked
Starters Returning/Lost: 3/2
Letterwinners Returning/Lost: 4/7
Returning Starters (Pos., Yr., Ht.): Nikki Dixon (G/F, Sr., 5-10); Nyiah Jamison-Myers (F, Jr., 6-3); Chelsea Lindsay (G, Sr., 5-6)

Women's Basketball SID: Jeff Kallin
Office: (864) 656-1920
Fax: N/A
E-mail: kallin@clemson.edu
Press Row: (864) 654-3326
Web Site: clemsonitigers.com



CONNECTICUT HUSKIES

Jimmy V Women's Classic
Saturday, Dec. 6 • 3:15 p.m. ET (ESPN)
Notre Dame, Ind. • Purcell Pavilion
Connecticut Leads Series 31-11

Location: Storrs, Conn.
Founded: 1881
Enrollment: 30,474
Colors: National Flag Blue and White
Conference: American Athletic
Arena (Capacity): Gampel Pavilion (10,167)

Athletics Director: Wardo Manuel
Head Coach: Geno Auriemma (West Chester '81)
Record at UCONN (Yrs.): 879-133 (29)
Career Record (Yrs.): Same
Associate Head Coach: Chris Dailey (Rutgers '82)
Assistants: Shea Ralph (Connecticut '01), Marisa Moseley (Boston Univ. '04)

2013-14 Record (Conf./Finish): 40-0 (18-0/1st)
Postseason: NCAA champion
Final Ranking: 1st (AP/1st (WBCA/USA Today))
Starters Returning/Lost: 3/2
Letterwinners Returning/Lost: 8/3
Returning Starters (Pos., Yr., Ht.): Moriah Jefferson (G, Jr., 5-7); Kaleena Mosqueda-Lewis (G/F, Sr., 5-11); Breanna Stewart (F, Jr., 6-4)

Women's Basketball SID: Pat McKenna
Office: (860) 486-2394
Fax: (860) 486-5085
E-mail: patrick.mckenna@uconn.edu
Press Row: (860) 486-1888
Web Site: uconnhuskies.com



DEPAUL BLUE DEMONS

Wednesday, Dec. 10 • 8 p.m. CT/9 p.m. ET (Fox Sports 2)
Chicago, Ill. • McGrath-Phillips Arena
Notre Dame Leads Series 20-19

Location: Chicago, Ill.
Founded: 1888
Enrollment: 24,414
Colors: Royal Blue and Scarlet
Conference: BIG EAST
Arena (Capacity): McGrath-Phillips Arena (3,000)

Athletics Director: Jean Lenti Ponsetto
Head Coach: Doug Bruno (DePaul '73)
Record at DPU (Yrs.): 560-301 (28)
Career Record (Yrs.): 600-331 (30)
Associate Head Coach: Jill Pizzotti (Southeast Missouri '89)
Assistants: Candis Blankson (DePaul '01), Bart Brooks (Wyoming '04)

2013-14 Record (Conf./Finish): 29-7 (15-3/1st)
Postseason: NCAA Sweet 16
Final Ranking: 23rd (AP/16th (WBCA/USA Today))
Starters Returning/Lost: 4/1
Letterwinners Returning/Lost: 10/3
Returning Starters (Pos., Yr., Ht.): Brittany Hynko (G, Sr., 5-8); Charise Jenkins (G, Jr., 5-5); Megan Podkova (G/F, Jr., 6-2); Megan Rogowski (G, Sr., 5-9)

Women's Basketball SID: Bob Sakamoto
Office: (773) 323-7525
Fax: N/A
E-mail: rsakamot@depaul.edu
Press Row: (773) 325-4901
Web Site: depaulbluedemons.com



DUKE BLUE DEVILS

Monday, Feb. 16 • 9 p.m. ET (ESPN2)
Notre Dame, Ind. • Purcell Pavilion
Notre Dame Leads Series 9-1

Location: Durham, N.C.
Founded: 1838
Enrollment: 6,495
Colors: Duke Blue and White
Conference: Atlantic Coast
Arena (Capacity): Cameron Indoor Stadium (9,314)

Athletics Director: Kevin White
Head Coach: Joanne P. McCallie (Northwestern '87)
Record at DUKE (Yrs.): 202-42 (7)
Career Record (Yrs.): 518-190 (22)
Assistants: Al Brown (Purdue '64), Hernando Planells (Regis '11), Rene Haynes (Michigan State '07)

2013-14 Record (Conf./Finish): 28-7 (12-4/2nd)
Postseason: NCAA 2nd round
Final Ranking: 9th (AP/13th (WBCA/USA Today))
Starters Returning/Lost: 1/4
Letterwinners Returning/Lost: 7/6
Returning Starter (Pos., Yr., Ht.): Elizabeth Williams (C, Sr., 6-3)
Women's Basketball SID: Lindy Brown
Office: (919) 684-2654
Fax: (919) 684-2489
E-mail: lbrown@duke.edu
Press Row: (919) 684-6186
Web Site: goduke.com



FLORIDA STATE SEMINOLES

Friday, Jan. 2 • 7 p.m. ET (WatchND)
Notre Dame, Ind. • Purcell Pavilion
Notre Dame Leads Series 2-0

Location: Tallahassee, Fla.
Founded: 1851

Enrollment: 41,477

Colors: Garnet and Gold

Conference: Atlantic Coast

Arena (Capacity): Donald L. Tucker Center (12,100)

Athletics Director: Stan Wilcox

Head Coach: Sue Semrau (UC San Diego '88)

Record at FSU (Yrs.): 316-213 (17)

Career Record (Yrs.): Same

Associate Head Coach:

Lance White (Texas Tech '96)

Assistants: Brooke Wycoff

(Florida State '01), Danielle

Santos (Florida '06)

2013-14 Record (Conf./
Finish): 21-12 (7-3/9th)

Postseason:

NCAA 2nd round

Final Ranking: Not ranked

Starters Returning/Lost: 3/2

Letterwinners Returning/Lost: 6/2

Returning Starters (Pos.,

Yr., Ht.): Brittany Brown (G,

So., 5-8); Morgan Jones (G,

RS-Jr., 6-2); Wey Slaughtner

(F, So., 6-1)

Women's Basketball SID:

Steve Stone

Office: (850) 644-4836

Fax: (850) 644-3820

E-mail:

sstone@fsu.edu

Press Row: (850) 224-8790

Web Site: seminoles.com



GEORGIA TECH YELLOW JACKETS

Thursday, Jan. 22 • 7 p.m. ET (ESPN3)
Notre Dame, Ind. • Purcell Pavilion
Thursday, Feb. 19 • 7 p.m. ET (ACC-RSN)
Atlanta, Ga. • McCamish Pavilion
Notre Dame Leads Series 2-0

Location: Atlanta, Ga.

Founded: 1885

Enrollment: 21,000

Colors: Old Gold and White

Conference: Atlantic Coast

Arena (Capacity):

McCamish Pavilion (8,600)

Athletics Director:

Mike Bobinski

Head Coach:

MaChelle Joseph (Purdue '92)

Record at GT (Yrs.):

213-134 (11)

Career Record (Yrs.): Same

Assistants: M.L. Willis

(Iowa '98), Michael Wholey

(Emerson '94), Deja Foster

(Georgia Tech '11)

2013-14 Record (Conf./
Finish): 20-12 (9-7/7th)

Postseason: NCAA 1st round

Final Ranking: Not ranked

Starters Returning/Lost: 3/2

Letterwinners Returning/Lost: 6/7

Returning Starters (Pos.,

Yr., Ht.): Kaela Davis (G, So.,

6-2); Sydney Wallace (G, Sr.,

5-8); Aaliyah Whiteside

(F/Jr., 6-0)

Women's Basketball SID:

Brittany McCormick

Office: (404) 894-5445

Fax: N/A

E-mail: bmcormick@

athletics.gatech.edu

Press Row: (404) 894-5458

Web Site: ramblinwreck.com



HARVARD CRIMSON

Hall of Fame Women's Challenge
Monday, Nov. 24 • 6 p.m. ET (WatchND)
Notre Dame, Ind. • Purcell Pavilion
First Meeting

Location: Cambridge, Mass.

Founded: 1636

Enrollment: 6,704

Colors: Crimson, Black and

White

Conference: Ivy League

Arena (Capacity):

Lavietes Pavilion (2,195)

Athletics Director:

Robert L. Scalise

Head Coach: Kathy

Delaney-Smith (Bridgewater

State '71)

Record at HU (Yrs.):

518-347 (82)

Career Record (Yrs.): Same

Assistants: Lindsay Miller

(Harvard '08), Amanda Leahy

(Bowdoin '08), Brett Benzio

(Tulane '12)

2013-14 Record (Conf./
Finish): 22-8 (11-3/3rd)

Postseason:

WNIT 2nd round

Final Ranking: None

Starters Returning/Lost: 3/2

Letterwinners Returning/Lost: 11/5

Returning Starters (Pos.,

Yr., Ht.): Ali Curtis (G, Sr.,

5-9); Temi Fagbenle (F,

Sr., 6-4); Erin McDonnell

(F, Sr., 6-1)

Women's Basketball SID:

Allison Miller

Office: (617) 495-4143

Fax: (617) 495-2130

E-mail: allisonmiller@fas.

harvard.edu

Press Row: (732) 690-5733

Web Site: goocrimson.com

INTRODUCTION

2014-15 SEASON PREVIEW

STUDENT-ATHLETES

COACHING STAFF

2014-15 OPPONENTS

2013-14 SEASON IN REVIEW

RECORDS

HISTORY



HOLY CROSS CRUSADERS

Hall of Fame Women's Challenge
Sunday, Nov. 23 • 5 p.m. ET (WatchND)
Notre Dame, Ind. • Purcell Pavilion
First Meeting

Location: Worcester, Mass.

Founded: 1843

Enrollment: 2,877

Color: Royal Purple

Conference: Patriot League

Arena (Capacity):

Hart Center (3,600)

Athletics Director:

Nathan Pine

Head Coach:

Bill Gibbons (Clark '81)

Record at HC (Yrs.):

553-327 (29)

Career Record (Yrs.): Same

Associate Head Coach:

Ann McInerney

(Assumption '89)

Assistants: Matt Raquet

(Pittsburgh '09), Kindyl

Dorsey (Boston College '07)

2013-14 Record (Conf./
Finish): 20-12 (10-8/5th)

Postseason: None

Final Ranking: Not ranked

Starters Returning/Lost: 3/2

Letterwinners Returning/Lost: 8/5

Returning Starters (Pos.,

Yr., Ht.): Molly Hourigan (C,

Jr., 6-4); Lisa Mifsud (G, Jr.,

5-7); Raquel Scott (F, Jr., 6-0)

Women's Basketball SID:

Jim Sarkisian

Office: (508) 793-2780

Fax: (508) 793-2309

E-mail:

jsarkis1@holycross.edu

Press Row: (508) 793-3380

Web Site: goholycross.com



KANSAS JAYHAWKS

Hall of Fame Women's Challenge
Sunday, Nov. 30 • 1 p.m. ET
Uncasville, Conn. • Mohegan Sun Arena
Notre Dame Leads Series 1-0

Location: Lawrence, Kan.

Founded: 1866

Enrollment: 27,784

Colors: Crimson and Blue

Conference: Big 12

Arena (Capacity):

Allen Fieldhouse (16,300)

Athletics Director:

Dr. Sheahon Zenger

Head Coach: Bonnie

Hennrickson (St. Cloud State '86)

Record at KU (Yrs.):

171-154 (10)

Career Record (Yrs.):

329-216 (17)

Assistants: Katie O'Connor

(Virginia Tech '00), Mahogany

Green-Eddie (Cleveland State

'02), Steve Wallace (Kansas

'07)

2013-14 Record (Conf./
Finish): 13-19 (5-13/9th)

Postseason: None

Final Ranking: Not ranked

Starters Returning/Lost: 4/1

Letterwinners Returning/Lost: 7/5

Returning Starters (Pos.,

Yr., Ht.): Jada Brown (F, So.,

6-0); Chelsea Gardner (F, Sr.,

6-3); Keyla Morgan (G, So.,

5-8); Natalie Knight (G, Sr.,

5-7)

Women's Basketball SID:

Theresa Kurtz

Office: (785) 864-7488

Fax: (785) 864-7944

E-mail: tkurtz@ku.edu

Press Row: (785) 864-5583

Web Site: kuathletics.com



LOUISVILLE CARDINALS

Monday, Feb. 23 • 7 p.m. ET (ESPN2)
Notre Dame, Ind. • Purcell Pavilion
Notre Dame Leads Series 10-4

Location: Louisville, Ky.

Founded: 1798

Enrollment: 22,000

Colors: Red and Black

Conference: Atlantic Coast

Arena (Capacity):

KFC Yum! Center (22,000)

Athletics Director:

Tom Jurich

Head Coach: Jeff Walz

(Northern Kentucky '95)

Record at LOU (Yrs.):

181-70 (7)

Career Record (Yrs.): Same

Associate Head Coach:

Stephanie Norman

(Arizona State '89)

Assistants: Sam Williams

(Auburn '96), Sam Purcell

(Auburn '03)

2013-14 Record (Conf./
Finish): 33-5 (16-2/2nd AAC)

Postseason:

NCAA Elite Eight

Final Ranking: 4th (AP/5th

(WBCA/USA Today)

Starters Returning/Lost: 2/3

Letterwinners Returning/Lost: 8/6

Returning Starters (Pos.,

Yr., Ht.): Sara Hammond (F,

Sr., 6-2); Bria Smith (G, Sr.,

5-10)

Women's Basketball SID:

Ira Green

Office: (502) 852-4857

Fax: (502) 852-7401

E-mail: ira@gocards.com

Press Row: (502) 852-5567

Web Site: gocards.com



Opponents



MARYLAND TERRAPINS

ACC/Big Ten Challenge
Wednesday, Dec. 3 • 7 p.m. ET (ESPN3)
Fort Wayne, Ind. • Allen County War Memorial Coliseum
Series Tied 4-4

Location: College Park, Md.
Founded: 1856
Enrollment: 37,631
Colors: Red, White, Black and Gold
Conference: Big Ten
Arena (Capacity):
XFINITY Center (17,950)
Athletics Director:
Kevin Anderson
Head Coach: Brenda Friesse
(Arizona '93)
Record at MD (Yrs.):
306-101 (12)
Career Record (Yrs.):
363-131 (15)
Associate Head Coach:
Tina Langley (West Alabama '96)
Assistants: Marlin Chinn
(Hampton '92), Shay
Robinson (UCF '07)

2013-14 Record (Conf./
Finish): 28-7 (12-4/1-2nd ACC)
Postseason:
NCAA Final Four
Final Ranking: 11th (AP/
4th (WBCA/USA Today)
Starters Returning/Lost:
2/3
Letterwinners Returning/
Lost: 9/5
Returning Starters (Pos.,
Yr., Ht.): Lexie Brown (G,
So., 5-9); Brianna Jones (C,
So., 6-3)
Women's Basketball SID:
Rose DiPaola
Office: (301) 314-7063
Fax: (301) 314-9034
E-mail: rdipaola@umd.edu
Press Row: (301) 314-8624
Web Site: umterps.com



UMASS LOWELL RIVERHAWKS

Friday, Nov. 14 • 6 p.m. ET (WatchND)
Notre Dame, Ind. • Purcell Pavilion
First Meeting

Location: Lowell, Mass.
Founded: 1975
Enrollment: 17,000
Colors: Blue, White and Red
Conference: America East
Arena (Capacity): Costello
Athletic Center (2,000)
Athletics Director:
Dana K. Skinner
Head Coach: Jennerie Harris
(Kentucky '04)
Record at UML (Yrs.):
First year
Career Record (Yrs.): Same
Assistants: Kara Kelly (As-
sumption '05), Chanté Bonds
(Bentley '05), Kerry Cashman
(Boston University '11)

2013-14 Record (Conf./
Finish): 5-23 (4-12/7th)
Postseason: None
Final Ranking: None
Starters Returning/
Lost: 4/1
Letterwinners Returning/
Lost: 9/7
Returning Starters (Pos.,
Yr., Ht.): Lindsey Doucette
(F, Jr., 6-2); Nicole Hayner (G,
So., 5-9); Jasmine McRoy (G,
Sr., 5-9); Shannon Samuels
(G, Sr., 5-5)
Women's Basketball SID:
Seboun Majarian
Office: (978) 934-6241
Fax: (978) 934-4001
E-mail: seboun.majarian@
uml.edu
Press Row: (617) 686-2012
Web Site: goriverhawks.com



MIAMI HURRICANES

Thursday, Jan. 8 • 7 p.m. ET
Coral Gables, Fla. • BankUnited Center
Notre Dame Leads Series 15-3

Location: Coral Gables, Fla.
Founded: 1925
Enrollment: 15,629
Colors: Orange, Green and
White
Conference: Atlantic Coast
Arena (Capacity):
BankUnited Center (7,900)
Athletics Director:
Blake James
Head Coach:
Katie Meier (Duke '90)
Record at MIA (Yrs.):
163-121 (9)
Career Record (Yrs.):
239-166 (13)
Assistants: Darrick Gibbs
(Wofford '00), Octavia Blue
(Miami '08), Zach Kancher
(George Washington '03)

2013-14 Record (Conf./
Finish): 16-15 (8-8/8th)
Postseason:
WNIT 1st round
Final Ranking: Not ranked
Starters Returning/Lost:
3/2
Letterwinners Returning/
Lost: 7/3
Returning Starters (Pos.,
Yr., Ht.): Adrienne Motley (G,
So., 5-9); Keyona Hayes (F,
Jr., 6-1); Sunya McGuire (G,
Sr., 5-11)
Women's Basketball SID:
Carron Ghorbi
Office: (305) 284-3249
Fax: N/A
E-mail:
cghorbi@miami.edu
Press Row: (305) 284-2111
Web Site:
hurricanesports.com



MICHIGAN WOLVERINES

Saturday, Dec. 13 • 1 p.m. ET
Notre Dame, Ind. • Purcell Pavilion
Notre Dame Leads Series 10-7

Location: Ann Arbor, Mich.
Founded: 1817
Enrollment: 43,710
Colors: Maize and Blue
Conference: Big Ten
Arena (Capacity):
Crisler Center (12,707)
Athletics Director:
Dave Brandon
Head Coach: Kim Barnes
Arico (Montclair State '93)
Record at UM (Yrs.):
42-25 (2)
Career Record (Yrs.):
312-230 (18)
Assistants: Melanie Moore
(Sienna '99), Megan Duffy
(Notre Dame '06), Joy
McConvey (St. John's '10)

2013-14 Record (Conf./
Finish): 20-14 (8-8/7-6th)
Postseason:
WNIT 3rd round
Final Ranking: Not ranked
Starters Returning/Lost:
4/1
Letterwinners Returning/
Lost: 9/3
Returning Starters (Pos.,
Yr., Ht.): Nicole Elmielad (G/F,
Sr., 5-11); Oyesha Goree (F,
Sr., 6-3); Shannon Smith (G,
Sr., 5-7); Sierra Thompson (G,
So., 5-7)
Women's Basketball SID:
Sarah VanMetre
Office: (734) 647-4209
Fax: (734) 647-1188
E-mail:
vanmetre@umich.edu
Press Row: (734) 939-7978
Web Site: mgoblue.com



MICHIGAN STATE SPARTANS

Wednesday, Nov. 19 • 7 p.m. ET (BTN)
East Lansing, Mich. • Breslin Center
Michigan State Leads Series 8-7

Location:
East Lansing, Mich.
Founded: 1855
Enrollment: 48,579
Colors: Green and White
Conference: Big Ten
Arena (Capacity):
Breslin Center (14,797)
Athletics Director:
Mark Hollis
Head Coach: Suzy Merchant
(Central Michigan '91)
Record at MSU (Yrs.):
163-72 (7)
Career Record (Yrs.):
364-192 (19)
Assistants: Nickell Copeland
(Jacksonville State '08), Mark
Simons (Aguinas '72), Amaka
Agugua (Hofstra '05)

2013-14 Record (Conf./
Finish): 23-10 (13-3/1-5th)
Postseason:
NCAA 2nd round
Final Ranking: 20th (AP/
23rd (WBCA/USA Today)
Starters Returning/
Lost: 3/2
Letterwinners Returning/
Lost: 8/5
Returning Starters (Pos.,
Yr., Ht.): Toni Jankoska (G,
So., 5-8); Becca Mills (F, Sr.,
6-4); Aerial Powers (F, RS-SO,
6-0)
Women's Basketball SID:
Kara Fisher
Office: (517) 432-8014
Fax: (517) 353-9636
E-mail:
kfisher@athmsu.edu
Press Row: (517) 353-1626
Web Site: msuspartans.com



NORTH CAROLINA TAR HEELS

Thursday, Jan. 15 • 7 p.m. ET (ACC-RSN)
Chapel Hill, N.C. • Carmichael Arena
Notre Dame Leads Series 3-1

Location: Chapel Hill, N.C.
Founded: 1789
Enrollment: 18,370
Colors: Carolina Blue
and White
Conference: Atlantic Coast
Arena (Capacity):
Carmichael Arena (6,822)
Athletics Director: Bubba
Cunningham
Head Coach: Sylvia Hatchell
(Carson-Newman '74)
Record at UNC (Yrs.):
663-251 (28)
Career Record (Yrs.):
935-331 (39)
Associate Head Coach:
Andrew Calder (Coker '74)
Assistants: Tracey Williams-
Johnson (UNC Pembroke
'88), Ivory Latta (North
Carolina '07)

2013-14 Record (Conf./Fin-
ish): 27-10 (10-6/1-5th)
Postseason: NCAA
Elite Eight
Final Ranking: 12th (AP/
7th (WBCA/USA Today)
Starters Returning/
Lost: 4/1
Letterwinners Returning/
Lost: 12/1
Returning Starters (Pos.,
Yr., Ht.): Latifah Coleman (G,
Sr., 5-9); Alisha Gray (G, So.,
6-0); Xylina McDaniel (F, Jr.,
6-2); Stephanie Mavunga
(F, So., 6-3)
Women's Basketball SID:
Mark Kimmel
Office: (919) 619-3344
Fax: (919) 962-0612
E-mail: mkimmel@unc.edu
Press Row: (919) 619-3344
Web Site: goheels.com



NORTH CAROLINA STATE WOLFPACK

Sunday, March 1 • 2 p.m. ET (ESPN)
Raleigh, N.C. • Reynolds Coliseum
Notre Dame Leads Series 3-0

Location: Raleigh, N.C.
Founded: 1887
Enrollment: 34,340
Colors: Red and White
Conference: Atlantic Coast
Arena (Capacity): Reynolds Coliseum (8,560)

Athletics Director:
Dr. Deborah A. Yow
Head Coach: Wes Moore
(Johnson Bible College '84)
Record at NCSU (Yrs.):
25-8 (11)

Career Record (Yrs.):
583-177 (25)

Associate Head Coach:
Nikki West (Clemson '99)
Assistants: Gene Hill
(Coler '97), Lindsay Edmonds
(Appalachian State '05)

2013-14 Record (Conf./Finish): 25-8 (11-5/4th)
Postseason:
NCAA 1st round
Final Ranking: 16th (AP/21st (WBCA/USA Today))
Starters Returning/Lost:
2/3

Letterwinners Returning/Lost: 7/6
Returning Starters (Pos., Yr., Ht.): Krystal Barrett (G, Sr., 5-9), Leni Nique Brown-Hoskin (G, RS-Sr., 5-5)

Women's Basketball SID:
Brett Compton
Office: (919) 740-8714
Fax: N/A
E-mail: bacompton@ncsu.edu
Press Row: (919) 513-1220
Web Site: gopack.com



PITTSBURGH PANTHERS

Thursday, Feb. 26 • 7 p.m. ET (WatchND)
Notre Dame, Ind. • Purcell Pavilion
Notre Dame Leads Series 22-3

Location: Pittsburgh, Pa.
Founded: 1787
Enrollment: 28,649
Colors: Blue and Vegas Gold
Conference: Atlantic Coast
Arena (Capacity): Petersen Events Center (12,508)

Athletics Director:
Steve Pederson
Head Coach: Suzie McConnell-Serio (Penn State '88)
Record at PITT (Yrs.):
11-20 (11)

Career Record (Yrs.):
134-88 (7)

Associate Head Coach:
Kathy McConnell-Miller (Virginia '89)
Assistants: Carmen Bruce (Duchesne '06), Lindsay Richards (Iowa '06)

2013-14 Record (Conf./Finish): 11-20 (3-13/F-14th)
Postseason: None
Final Ranking: Not ranked
Starters Returning/Lost:
1/4

Letterwinners Returning/Lost: 6/5
Returning Starter (Pos., Yr., Ht.): Brianna Kiesel (G, Sr., 5-7)

Women's Basketball SID:
Ted Feeley
Office: (412) 648-9014
Fax: (412) 648-8248
E-mail:
tfeeley@athletics.pitt.edu
Press Row: (412) 648-2318
Web Site:
pittsburghpanthers.com



2015 ACC Championship

March 4-8, 2015
Greensboro Coliseum (23,500 capacity)
Greensboro, N.C.

FIRST ROUND — Wed., March 4 (ACC-RSN)

1 p.m. - #12 seed vs. #13 seed
3:30 p.m. - #10 seed vs. #15 seed
6:30 p.m. - #11 seed vs. #14 seed

SECOND ROUND — Thurs., March 5 (ACC-RSN)

11 a.m. - #5 seed vs. #12/13 seed
2 p.m. - #8 seed vs. #9 seed
6 p.m. - #7 seed vs. #10/15 seed
8 p.m. - #6 seed vs. #11/14 seed

QUARTERFINALS — Fri., March 6 (ACC-RSN)

11 a.m. - #4 seed vs. #5/12/13 winner
2 p.m. - #1 seed vs. #8/9 winner
6 p.m. - #2 seed vs. #7/10/15 winner
8 p.m. - #3 seed vs. #6/11/14 winner

SEMIFINALS — Sat., March 7 (ESPN/2)

Noon - Afternoon quarterfinal winners
2:30 p.m. - Evening quarterfinal winners

CHAMPIONSHIP — Sun., March 8 (ESPN)

1 p.m. - Semifinal winners



QUINNIPIAC BOBCATS

Hall of Fame Women's Challenge
Tuesday, Nov. 25 • 6 p.m. ET (WatchND)
Notre Dame, Ind. • Purcell Pavilion
First Meeting

Location: Hamden, Conn.
Founded: 1929
Enrollment: 8,500
Colors: Navy and Gold
Conference: Metro Atlantic Athletic

Arena (Capacity):
TD Bank Sports Center (3,300)

Athletics Director:
Jack McDonald
Head Coach: Tricia Faldorri (Fairfield '87)
Record at QU (Yrs.):
294-256 (19)

Career Record (Yrs.): Same
Assistants: Mountain MacGillivray (Temple '96), Danielle Brennan (Hartford '06), Marie Warner (Canisius '08)

2013-14 Record (Conf./Finish): 21-13 (14-6/4th)
Postseason: WNIT 1st round
Final Ranking: Not ranked
Starters Returning/Lost:
4/1

Letterwinners Returning/Lost: 8/1
Returning Starters (Pos., Yr., Ht.): Gillian "Boo" Abshire (G, Sr., 5-9), Samantha Guastella (F, Sr., 6-1), Jasmine Martin (G, Sr., 5-6), Maria Napolitano (G, Jr., 5-9)

Women's Basketball SID:
Max McNeill
Office: (203) 582-5387
Fax: N/A
E-mail: max.mcneill@quinnipiac.edu
Press Row: (203) 582-3736
Web Site: quinnipiacbobcats.com



SAINT JOSEPH'S (PA.) HAWKS

Sunday, Dec. 21 • 1 p.m. ET (WatchND)
Notre Dame, Ind. • Purcell Pavilion
Series Tied 1-1

Location: Philadelphia, Pa.
Founded: 1851
Enrollment: 4,670
Colors: Crimson and Gray
Conference: Atlantic 10
Arena (Capacity): Michael J. Hagan '85 Arena (4,200)

Athletics Director:
Don DiJulia
Head Coach: Cindy Griffin (Saint Joseph's '91)
Record at SJU (Yrs.):
246-166 (13)

Career Record (Yrs.):
294-199 (16)

Associate Head Coach:
Susan Moran (Saint Joseph's '02)
Assistants: Stephanie McCaffrey (Saint Joseph's '04), Jada Pierce (West Chester '97)

2013-14 Record (Conf./Finish): 23-10 (10-6/5th)
Postseason:
NCAA 2nd round
Final Ranking: Not ranked
Starters Returning/Lost:
3/2

Letterwinners Returning/Lost: 8/5
Returning Starters (Pos., Yr., Ht.): Natasha Cloud (G, Sr., 6-0), Sarah Fairbanks (F, Jr., 6-1), Ashley Robinson (F, Sr., 6-2)

Women's Basketball SID:
Jack Jumper
Office: (610) 660-3389
Fax: N/A
E-mail: jumper@sju.edu
Press Row: (610) 660-2599
Web Site: sjuhawks.com



2015 NCAA Championship

FIRST/SECOND ROUNDS (March 20-23)

To be played on campuses of top 16 seeded teams

REGIONALS (March 27-30)

Albany, N.Y. (Times Union Center — 15,229 capacity)
Greensboro, N.C.
(Greensboro Coliseum — 23,500 capacity)

Oklahoma City, Okla.
(Chesapeake Energy Center — 18,203 capacity)
Spokane, Wash. (Spokane Arena — 12,210 capacity)

WOMEN'S FINAL FOUR (April 5-7)

Tampa, Fla. (Amalie Arena — capacity 20,500)

NOTE: All games in NCAA Championship will be televised live on ESPN family of networks, with broadcast outlets and coverage patterns (plus additional online coverage through WatchESPN and other outlets), as well as exact tipoff times to be determined once the tournament field is announced on March 16, 2015 (7 p.m. ET on ESPN).

INTRODUCTION

2014-15 SEASON PREVIEW

STUDENT-ATHLETES

COACHING STAFF

2014-15 OPPONENTS

2013-14 SEASON IN REVIEW

RECORDS

HISTORY

63

Opponents



SYRACUSE ORANGE

Sunday, Jan. 4 • 1 p.m. ET (ACC-RSN)
Syracuse, N.Y. • Carrier Dome
Notre Dame Leads Series 27-2

Location: Syracuse, N.Y.
Founded: 1870
Enrollment: 13,850
Color: Orange
Conference: Atlantic Coast
Arena (Capacity): Carrier Dome (35,121)
Athletics Director: Dr. Daryl Gross
Head Coach: Quentin Hillsman (St. Mary's-Md. '93)
Record at SU (Yrs.): 167-98 (8)
Career Record (Yrs.): Same
Associate Head Coach: Vonn Read (Clark '97)
Assistants: Kelley Gibson (Maryland '99), Sasha Palmer (Northern Michigan '00)

2013-14 Record (Conf/Finish): 23-10 (10-6/7-5th)
Postseason: NCAA 2nd round
Final Ranking: Not ranked
Starters Returning/Lost: 3/2
Letterwinners Returning/Lost: 9/5
Returning Starters (Pos., Yr., Ht.): Brianna Butler (G, Jr., 5-11); Isabella Slim (F, So., 6-0); Brittany Sykes (G, Jr., 5-9)

Women's Basketball SID: Anthony Prisco
Office: (315) 443-2608
Fax: N/A
E-mail: aprisco@syr.edu
Press Row: (315) 443-4241
Web Site: cuse.com



TENNESSEE LADY VOLUNTEERS

Monday, Jan. 19 • 7 p.m. ET (ESPN2)
Notre Dame, Ind. • Purcell Pavilion
Tennessee Leads Series 20-4

Location: Knoxville, Tenn.
Founded: 1794
Enrollment: 27,523
Colors: Orange and White
Conference: Southeastern
Arena (Capacity): Thompson-Boling Arena (21,678)

Athletics Director: Dave Hart
Head Coach: Holly Warlick (Tennessee '81)
Record at UT (Yrs.): 56-14 (2)
Career Record (Yrs.): Same
Head Coach Emeritus: Pat Summitt (UT-Marion '74)
Assistants: Kyra Elzy (Tennessee '99), Jollette Law (Iowa '90), Dean Lockwood (Spring Arbor '82)

2013-14 Record (Conf/Finish): 29-6 (13-3/2nd)
Postseason: NCAA Sweet 16
Final Ranking: 3rd (AP/8th (WBCA/USA Today))
Starters Returning/Lost: 4/1

Letterwinners Returning/Lost: 9/1
Returning Starters (Pos., Yr., Ht.): Cierra Burdick (F, Sr., 6-2); Bashaara Graves (F, Jr., 6-2); Isabelle Harrison (C, Sr., 6-3); Ariel Massengale (G, Sr., 5-7)

Women's Basketball SID: Eric Trainer
Office: (865) 974-8173
Fax: (865) 974-1269
E-mail: etrainer@utk.edu
Press Row: (865) 974-0110
Web Site: utsports.com



UCLA BRUINS

Sunday, Dec. 28 • 1 p.m. PT/4 p.m. ET (Pac-12 Networks)
Los Angeles, Calif. • Pauley Pavilion
UCLA Leads Series 5-6

Location: Los Angeles, Calif.
Founded: 1919
Enrollment: 42,163
Colors: Blue and Gold
Conference: Pac-12
Arena (Capacity): Pauley Pavilion (13,800)

Athletics Director: Daniel G. Guerrero
Head Coach: Cori Close (UC Santa Barbara '93)
Record at UCLA (Yrs.): 53-42 (3)

Career Record (Yrs.): Same
Assistants: Jenny Huith (Colorado '02), Tony Newman (UC Santa Barbara '92), Shannon Pryor (Iowa '98)

2013-14 Record (Conf/Finish): 13-18 (7-11/8th)
Postseason: None
Final Ranking: Not ranked
Starters Returning/Lost: 3/2
Letterwinners Returning/Lost: 7/4
Returning Starters (Pos., Yr., Ht.): Nirra Fields (G, Jr., 5-9); Luana Livulo (C, Sr., 6-3); Dominique Williams (G, So., 5-8)

Women's Basketball SID: Ryan Finney
Office: (310) 206-4701
Fax: (310) 825-8664
E-mail: rfinney@athletics.ucla.edu
Press Row: (310) 206-9562
Web Site: uclabruins.com



VIRGINIA CAVALIERS

Thursday, Feb. 5 • 7 p.m. ET (ESPN3)
Notre Dame, Ind. • Purcell Pavilion
Virginia Leads Series 2-1

Location: Charlottesville, Va.
Founded: 1819
Enrollment: 21,238
Colors: Navy and Orange
Conference: Atlantic Coast
Arena (Capacity): John Paul Jones Arena (14,593)

Athletics Director: Craig Littlepage
Head Coach: Joanne Boyle (Duke '85)
Record at UVA (Yrs.): 55-42 (3)
Career Record (Yrs.): 259-135 (12)
Associate Head Coach: Kim McNeill (Richmond '00)
Assistants: Cory McNeill (Morgan State '02), LaKeshia Frett Meredith (Georgia '97)

2013-14 Record (Conf/Finish): 14-17 (6-10/10th)
Postseason: None
Final Ranking: Not ranked
Starters Returning/Lost: 2/3
Letterwinners Returning/Lost: 7/4
Returning Starters (Pos., Yr., Ht.): Sarah Imovbioh (C, Sr., 6-2); Breyana Mason (G, Sr., 5-8)

Women's Basketball SID: Melissa Dudek
Office: (434) 982-5500
Fax: (434) 382-5525
E-mail: mdudek@virginia.edu
Press Row: (434) 962-0579
Web Site: virginiasports.com



VIRGINIA TECH HOKIES

Thursday, Jan. 29 • 7 p.m. ET (ESPN3)
Blacksburg, Va. • Cassell Coliseum
Notre Dame Leads Series 6-1

Location: Blacksburg, Va.
Founded: 1872
Enrollment: 31,000
Colors: Chicago Maroon and Burnt Orange
Conference: Atlantic Coast
Arena (Capacity): Cassell Coliseum (9,847)

Athletics Director: Whit Babcock
Head Coach: Dennis Wolff (Connecticut '78)
Record at VT (Yrs.): 31-59 (3)

Career Record (Yrs.): Same
Assistants: Brett Shelby (Greensboro '06), Morgan Valley (Connecticut '05), Jermaine Woods (Norfolk State '11)

2013-14 Record (Conf/Finish): 14-16 (4-12/7-12th)
Postseason: None
Final Ranking: Not ranked
Starters Returning/Lost: 3/2
Letterwinners Returning/Lost: 6/7

Returning Starters (Pos., Yr., Ht.): Tajah Campbell (F, Jr., 6-3); Vanessa Panousis (G, So., 5-7); Hannah Young (F, Jr., 6-1)

Women's Basketball SID: April Goode
Office: (540) 231-8823
Fax: (540) 231-6984
E-mail: a.goode@vt.edu
Press Row: (540) 231-3048
Web Site: hokiesports.com



WAKE FOREST DEMON DEACONS

Sunday, Feb. 1 • 1 p.m. ET (ACC-RSN)
Notre Dame, Ind. • Purcell Pavilion
Notre Dame Leads Series 2-0

Location: Winston-Salem, N.C.
Founded: 1834
Enrollment: 4,657
Colors: Old Gold and Black
Conference: Atlantic Coast
Arena (Capacity): Lawrence Joel Veterans Memorial Coliseum (14,665)

Athletics Director: Ron Wellman
Head Coach: Jen Hoover (Wake Forest '91)
Record at WFU (Yrs.): 28-35 (2)

Career Record (Yrs.): 449-43 (3)
Assistants: Mike Terry (Western Ontario '92), Gayle Coats Fuls (Fairleigh Dickinson '07), Clarisse Garcia (Villanova '07)

2013-14 Record (Conf/Finish): 15-16 (5-11/11th)
Postseason: None
Final Ranking: Not ranked
Starters Returning/Lost: 4/1
Letterwinners Returning/Lost: 10/2
Returning Starters (Pos., Yr., Ht.): Kandice Ball (C, Jr., 6-3); Jill Brunori (F, So., 6-1); Milissa Calicott (G, Sr., 6-0); Deatrice Hamby (F, Sr., 6-3)

Women's Basketball SID: TBA
Office: (336) 758-1890
Fax: (336) 758-5140
E-mail: TBA
Press Row: (336) 758-2350
Web Site: wakeforestsports.com



Atlantic Coast Conference

THE TRADITION

Since 1977, when the Atlantic Coast Conference adopted women's basketball, a tradition of excellence was established.

A league-record eight ACC squads were among the 64-team field for the 2014 NCAA Women's Basketball Championship. ACC champion Notre Dame was selected as a No. 1 seed, Duke a No. 2 seed, Maryland and North Carolina No. 4 seeds, North Carolina State a No. 5 seed, Syracuse a No. 6 seed and Florida State and Georgia Tech No. 10 seeds. It marked the 20th consecutive year that at least four ACC teams have been selected to the NCAA Championship field. Three teams (Maryland, North Carolina and Notre Dame) advanced to the NCAA regional finals, while the Terrapins and Fighting Irish both earned trips to the Final Four. Notre Dame topped Maryland in the national semifinals, 87-61, but fell to Connecticut, 79-58, in the national championship game in a battle of two unbeaten teams.

Honors poured in for ACC student-athletes and coaches as Notre Dame's Muffet McGraw earned consensus national coach-of-the-year honors by the WBCA, USBWA, ESPNW, Associated Press and Naismith, and UNC's Diamond DeShields was tabbed the National Freshman of the Year by the U.S. Basketball Writers Association and ESPNW.

Six ACC student-athletes were named to the Associated Press All-America team – the most of any conference – including two first-team honorees in Maryland's Alyssa Thomas and Notre Dame's Kayla McBride. Notre Dame's Jewell Loyd joined Thomas and McBride on the USBWA All-America Team and the WBCA All-America Team.

North Carolina State's Kody Burke was named a Capital One Academic All-America first-team selection, and Duke's Haley Peters made the Academic All-America third team.

Overall, the ACC's women's basketball programs continue to rank among the best in the country in terms of the postseason tournaments, having made 201 NCAA Championship appearances and winning 279 games in the last 36 years. In addition to accolades such as sending three teams to the same Final Four for the first time in NCAA history in 2006, the league boasts such national accomplishments as sending at least one team to the Sweet 16 for 33 consecutive seasons and at least one to the Final Four 13 times. League membership accounts for 19 trips to the Final Four and two NCAA titles (University of North Carolina in 1994; Notre Dame in 2001).

The ACC also won its sixth ACC/Big Ten Women's Basketball Challenge in 2013-14 with a 7-5 edge in games played on Dec. 4-5, 2013. The ACC holds a 48-32 edge over the Big Ten in Challenge games since the event's debut in 2008, and has won at least six Challenge games all seven years.

The ACC and Big Ten conference offices determine the schedule each season, and matchups may not repeat from year-to-year in efforts to coordinate similar opponents and competitive equity. In addition, the official Challenge title rotates annually.

Eight players have garnered national player of the year accolades, while competing under the ACC banner. Virginia's Dawn Staley was a back-to-back selection in 1991 and 1992, while North Carolina's Charlotte Smith received the ESPY award in 1995. Duke's Alana Beard was recognized with national player of the year honors in both 2003 and 2004, and University of North Carolina's Ivory Latta earned ESPN.com national player of the year honors in '06. In 2007, Duke guard Lindsey Harding was named the Naismith Trophy Women's College player of the Year presented by AT&T.

Six league coaches have combined to earn 22 national coach of the year honors. Along with last year's honoree McGraw, North Carolina's Sylvia Hatchell, former Virginia head coach Debbie Ryan, former Maryland head coach Chris Weller, former Duke head coach Gail Goestenkors and the late North Carolina State head coach Kay Yow all garnered national recognition.

Seven ACC representatives, including coaches and student-athletes, have participated in the Olympics with USA Basketball. Yow, assisted by Hatchell, headed up the 1988 gold medal-winning Olympic team. Maryland's Vicky Bullett was a member of both the 1988 and 1992 Olympic teams. Staley, a three-time Olympian, struck gold in Athens as a member of the 2004 title squad, while Goestenkors served as an assistant coach on the gold medal-winning team in Athens. Staley later assisted the victorious 2008 Olympic team in Beijing.

Since the inaugural season of the Women's National Basketball Association (WNBA) in 1997, the ACC has been a recognizable presence in the league. One hundred twenty-one former ACC stars have played on the hardwood in the WNBA, while six former players have worked the sidelines as coaches. Nine ACC student-athletes were selected in the 2014 WNBA Draft, including a record-setting seven players selected in the first round to lead all leagues. The ACC has had at least one player selected in the first round of the last nine WNBA drafts.

In addition, ACC women's basketball players have earned first-team Academic All-America honors 13 times, including Virginia's Val Ackerman – the former President of the WNBA – in 1981. In 1997, North Carolina State's Jennifer Howard was tabbed Academic All-America Team Member of the Year after posting a 4.0 grade-point average during her career. Twenty-three players have earned ACC postgraduate scholarships, while three others were named NCAA Postgraduate Scholars.

A HISTORY

The Atlantic Coast Conference was founded on May 8, 1953, at the Sedgefield Inn near Greensboro, North Carolina., with seven charter members - Clemson, Duke, Maryland, North Carolina, North Carolina State, South Carolina and Wake Forest - drawing up the conference by-laws.

The withdrawal of seven schools from the Southern Conference came early on the morning of May 8, 1953, during the Southern Conference's annual spring meeting. On June 14, 1953, the seven members met in Raleigh, North Carolina, where a set of bylaws was adopted and the name became officially the Atlantic Coast Conference.

Suggestions from fans for the name of the new conference appeared in the region's newspapers prior to the meeting in Raleigh. Some of the names suggested were: Dixie, Mid-South, Mid-Atlantic, East Coast, Seaboard, Colonial, Tobacco, Blue-Gray, Piedmont, Southern Seven and the Shoreline.

Duke's Eddie Cameron recommended that the name of the conference be the Atlantic Coast Conference, and the motion was passed unanimously. The meeting concluded with each member institution assessed \$200.00 to pay for conference expenses.

On Dec. 4, 1953, conference officials met again at Sedgefield and officially admitted the University of Virginia as the league's eighth member. The first withdrawal of a school from the ACC came on June 30, 1971, when the University of South Carolina tendered its resignation. The ACC operated with seven members until April 3, 1978, when the Georgia Institute of Technology was admitted. The Atlanta school had withdrawn from the Southeastern Conference in January of 1964.

The ACC expanded to nine members on July 1, 1991, with the addition of Florida State University.

The conference expanded to 11 members on July 1, 2004, with the addition of the University of Miami and Virginia Polytechnic Institute and State University. On Oct. 17, 2003, Boston College accepted an invitation to become the league's 12th member starting July 1, 2005.

The ACC added its 13th and 14th members on Sept. 18, 2011, when Pittsburgh and Syracuse accepted invitations to join the conference. The two schools officially join the ACC on July 1, 2013. Notre Dame also officially joined the ACC on July 1, 2013, after announcing on Sept. 12, 2012, its intention to enter the league for competition in all sports but football, bringing the membership of the conference to 15. On July 1, 2014, Louisville entered the ACC from the BIG EAST Conference, with the ACC remaining a 15-member conference, as Maryland departed that same day to join the Big Ten Conference.

INTRODUCTION

2014-15 SEASON PREVIEW

STUDENT-ATHLETES

COACHING STAFF

2014-15 OPPONENTS

2013-14 SEASON IN REVIEW

RECORDS

HISTORY

12 NCAA Sweet Sixteens | 16 All-Americans | 14 USA Basketball Gold Medalists



Fighting Irish Travel

Besides being one of the most consistently successful programs in the nation, Notre Dame is one of its most well-traveled. Since 1995-96, the Fighting Irish have played in 88 different cities in 35 states (plus the District of Columbia, the U.S. Virgin Islands, Canada and the Bahamas), spanning more than 10,000 miles and seven time zones from coast to coast and beyond. Along the way, the Fighting Irish travel in comfort, flying chartered planes to and from virtually all road sites, allowing student-athletes to miss only a bare minimum of class time.

Below is a list of the cities and states Notre Dame has visited during the past 19 seasons, with opponents and/or events in parentheses:

Arizona

Tempe (Arizona State)
Tucson (Arizona)

Bahamas

Freeport (Junkanoo Jam)

California

Fresno (NCAA Championship)
Los Angeles (UCLA, USC)
San Francisco (San Francisco)
Santa Barbara (UC Santa Barbara)

Canada

Toronto (Duquesne)

Colorado

Boulder (Colorado, WBCA Classic)
Denver (NCAA Championship, NCAA Final Four)
Fort Collins (Colorado State)

Connecticut

Hartford (Connecticut, BIG EAST/NCAA Championship)
Storrs (Connecticut, BIG EAST Championship)

District of Columbia

Washington (Georgetown)

Florida

Coral Gables (Miami)
Lake Buena Vista (Honda Elite 4 Classic)
Miami (Florida International)
Orlando (Central Florida)
Tallahassee (Florida State)
Tampa (South Florida)

Georgia

Atlanta (Georgia Tech, Comfort Inn Downtown Classic)
Macon (Mercer)

Hawaii

Kailua-Kona (Kona Women's Basketball Classic)

Illinois

Champaign (Illinois)
Chicago (DePaul)
DeKalb (Northern Illinois)

Indiana

Bloomington (Indiana)
Indianapolis (Butler, IUPUI, Tennessee, NCAA Final Four)
Valparaiso (Valparaiso)
West Lafayette (Purdue, NCAA Championship)

Iowa

Iowa City (Iowa, NCAA Championship)

Kansas

Manhattan (Kansas State, NCAA Championship)

Kentucky

Lexington (Kentucky)
Louisville (Louisville)

Louisiana

Baton Rouge (LSU, NCAA Championship)
New Orleans (NCAA Final Four)
Ruston (Preseason WNIT)

Maryland

College Park (Maryland, Preseason WNIT)

Massachusetts

Chestnut Hill (Boston College)

Michigan

Ann Arbor (Michigan)
East Lansing (Michigan State)
Grand Rapids (Women's College Basketball Showcase)
Kalamazoo (Western Michigan)
Mount Pleasant (Central Michigan)
Ypsilanti (Eastern Michigan)

Missouri

Kansas City (NCAA Championship)
St. Louis (NCAA Final Four)

Nebraska

Omaha (Creighton)

Nevada

Las Vegas (Duel in the Desert)

New Jersey

Piscataway (Rutgers, BIG EAST Championship)
South Orange (Seton Hall)

New York

New York City (St. John's)
Syracuse (Syracuse)

North Carolina

Charlotte (Charlotte)
Durham (Duke)
Greensboro (ACC Championship)
Raleigh (N.C. State, NCAA Championship)
Winston-Salem (Wake Forest)

Ohio

Bowling Green (Bowling Green)
Cincinnati (Cincinnati, NCAA Final Four)
Columbus (Ohio State)
Dayton (Dayton, NCAA Championship)
Toledo (Toledo, NCAA Championship)

Oklahoma

Oklahoma City (NCAA Tournament)

Oregon

Corvallis (Oregon State)

Pennsylvania

Philadelphia (Penn, Villanova)
Pittsburgh (Pittsburgh, NCAA Championship)
University Park (Penn State)

Rhode Island

Providence (Providence)

South Carolina

Charleston/Mt. Pleasant (Carrier Classic)
Columbia (NCAA Championship)

Tennessee

Knoxville (Tennessee, NCAA Championship)
Memphis (NCAA Championship)
Nashville (Vanderbilt, NCAA Final Four)

Texas

Austin (Texas, NCAA Championship)
Houston (Rice)
Lubbock (Texas Tech, NCAA Championship)
Waco (Baylor)

U.S. Virgin Islands

St. Thomas (Paradise Jam)

Utah

Salt Lake City (Utah, NCAA Championship)

Virginia

Blacksburg (Virginia Tech)
Charlottesville (Virginia)
Norfolk (NCAA Championship)
Richmond (Richmond, Wachovia Invitational)

Washington

Seattle (Washington, State Farm Holiday Hoops Classic)

West Virginia

Morgantown (West Virginia)

Wisconsin

Madison (Wisconsin, Coaches vs. Cancer Challenge)
Milwaukee (Marquette)



Travel Plans

East Lansing, Mich. (Michigan St.)

- 11/18 Depart via charter bus to East Lansing
- 11/19 Game at Michigan State (7 p.m. ET)
Return following game via charter bus

Uncasville, Conn. (Kansas)

- 11/28 Depart via charter flight to North Kingstown, R.I.
Charter bus to Uncasville, Conn.
- 11/29 Practice at site TBA
- 11/30 Game vs. Kansas (1 p.m. ET)
Charter bus to North Kingstown, R.I.
Return via charter flight

Fort Wayne, Ind. (Maryland)

- 12/2 Depart via charter bus to Fort Wayne
- 12/3 Game vs. Maryland (7 p.m. ET)
Return following game via charter bus

Chicago, Ill. (DePaul)

- 12/9 Depart via charter bus to Chicago
- 12/10 Game at DePaul (8 p.m. CT/9 p.m. ET)
Return following game via charter bus

Los Angeles, Calif. (UCLA)

- 12/27 Depart via commercial flight to Los Angeles
- 12/28 Game at UCLA (1 p.m. PT/4 p.m. ET)
- 12/29 Return following game via commercial flight

Syracuse, N.Y. (Syracuse)

- 1/3 Depart via charter flight to Syracuse
- 1/4 Game at Syracuse (1 p.m. ET)
Return following game via charter flight

Coral Gables, Fla. (Miami)

- 1/6 Depart via commercial flight to Miami
- 1/7 Practice at site TBA
- 1/8 Game at Miami (7 p.m. ET)
- 1/9 Return via commercial flight

Chapel Hill, N.C. (North Carolina)

- 1/14 Depart via charter flight to Raleigh-Durham
- 1/15 Game at North Carolina (7 p.m. ET)
Return following game via charter flight

Clemson, S.C. (Clemson)

- 1/23 Depart via charter flight to Anderson, S.C.
Charter bus to Clemson, S.C.
- 1/24 Game at Clemson (5 p.m. ET)
Charter bus to Anderson, S.C.
Return via charter flight

Blacksburg, Va. (Virginia Tech)

- 1/28 Depart via charter flight to Dublin, Va.
Charter bus to Blacksburg, Va.
- 1/29 Game at Virginia Tech (7 p.m. ET)
Charter bus to Dublin, Va.
Return via charter flight

Chestnut Hill, Mass. (Boston College)

- 2/7 Depart via charter flight to Bedford, Mass.
Charter bus to Chestnut Hill, Mass.
- 2/8 Game at Boston College (1 p.m. ET)
Charter bus to Bedford, Mass.
Return via charter flight

Atlanta, Ga. (Georgia Tech)

- 2/18 Depart via commercial flight to Atlanta
- 2/19 Game at Georgia Tech (7 p.m. ET)
Return following game via charter flight

Raleigh, N.C. (North Carolina State)

- 2/28 Depart via charter flight to Raleigh-Durham
- 3/1 Game at North Carolina State (2 p.m. ET)
Return following game via charter flight

NOTE: All travel plans are tentative and subject to change. For the latest travel information (including all postseason arrangements), please contact associate athletic media relations director Chris Masters at (574) 631-8032 (office) or (574) 532-4166 (cell). As a reminder, all interviews with Fighting Irish players and coaches must be coordinated through Masters and no interviews will be conducted on game days prior to competition.

INTRODUCTION

2014-15 SEASON PREVIEW

STUDENT-ATHLETES

COACHING STAFF

2014-15 OPPONENTS

2013-14 SEASON IN REVIEW

RECORDS

HISTORY



SID Directory

Non-Conference Opponents

Team	SID	Phone	Fax	Press Row	E-mail	Web Site
Chattanooga	Anne Wehunt	(423) 425-4618	(423) 425-2160	(423) 756-5476	anne-wehunt@utc.edu	gomocs.com
Connecticut	Pat McKenna	(860) 486-2394	(860) 486-5085	(860) 486-1888	patrick.mckenna@uconn.edu	uconnhuskies.com
DePaul	Bob Sakamoto	(773) 325-7525	—	(773) 325-4901	rsakamot@depaul.edu	depaulbluedemons.com
Harvard	Allison Miller	(617) 495-4143	(617) 495-2130	(732) 690-5733	allisonmiller@fas.harvard.edu	gocrimson.com
Holy Cross	Jim Sarkisian	(508) 793-2780	(508) 793-2309	(508) 793-3980	jsarkisi@holycross.edu	goholycross.com
Kansas	Theresa Kurtz	(785) 864-7488	(785) 864-7944	(785) 864-5593	t.kurtz@ku.edu	kuathletics.com
Maryland	Rose DiPaula	(301) 314-7063	(301) 314-9094	(301) 314-8624	rdipaula@umd.edu	umterps.com
UMass Lowell	Sebouh Majarian	(978) 934-6241	(978) 934-4001	(617) 686-2012	sebouh_majarian@uml.edu	goriverhawks.com
Michigan	Sarah VanMetre	(734) 647-4209	(734) 647-1188	(734) 998-7978	vanmetre@umich.edu	mgoblu.com
Michigan State	Kara Fisher	(517) 432-8014	(517) 353-9636	(517) 353-1626	kfisher@ath.msu.edu	msuspartans.com
Quinnipiac	Maxx McNall	(203) 582-5387	—	(203) 582-3796	maxx.mcnall@quinnipiac.edu	quinnipiacbobcats.com
Saint Joseph's (Pa.)	Jack Jumper	(610) 660-3389	—	(610) 660-2599	jjumper@sju.edu	sjuhawks.com
Tennessee	Eric Trainer	(865) 974-8173	(865) 974-1269	(865) 974-0110	etrainer@utk.edu	utsports.com
UCLA	Ryan Finney	(310) 206-4701	(310) 825-8664	(310) 206-9562	rfinney@athletics.ucla.edu	uclabruins.com


Atlantic Coast Conference Opponents

Team	SID	Phone	Fax	Press Row	E-mail	Web Site
ACC	Amy Ufnowski	(336) 854-8787	(336) 854-8797	—	aufnowski@theacc.org	theacc.com
Boston College	Stephanie Tunnera	(617) 552-0524	—	(617) 552-1899	tunnera@bc.edu	bceagles.com
Clemson	Jeff Kallin	(864) 656-1920	—	(864) 654-3326	kallin@clemson.edu	clemsonigers.com
Duke	Lindy Brown	(919) 684-2664	(919) 684-2489	(919) 684-6186	lbrown@duaa.duke.edu	goduke.com
Florida State	Steve Stone	(850) 644-4836	(850) 645-3820	(850) 224-8790	sstone@fsu.edu	seminoles.com
Georgia Tech	Brittany McCormick	(404) 894-5445	—	(404) 894-5458	bmccormick@athletics.gatech.edu	ramblinwreck.com
Louisville	Ira Green	(502) 852-4857	(502) 852-7401	(502) 852-5567	ira@gocards.com	gocards.com
Miami	Camron Ghorbi	(305) 284-3249	—	(305) 284-2111	c.ghorbi@miami.edu	hurricanesports.com
North Carolina	Mark Kimmel	(919) 619-3344	(919) 962-0612	(919) 619-3344	mkimmel@unc.edu	goheels.com
N.C. State	Brett Compton	(919) 740-8714	—	(919) 513-1220	bacompto@ncsu.edu	gopack.com
Pittsburgh	Ted Feeley	(412) 648-9014	(412) 648-8248	(412) 648-2318	tfeeley@athletics.pitt.edu	pittsburghpanthers.com
Syracuse	Anthony Prisco	(315) 443-2608	—	(315) 443-4241	aprisco@syr.edu	cuse.com
Virginia	Melissa Dudek	(434) 982-5500	(434) 982-5525	(434) 962-0579	mdudek@virginia.edu	virginiasports.com
Virginia Tech	April Goode	(540) 231-8823	(540) 231-6984	(540) 231-3048	a.goode@vt.edu	hokiesports.com
Wake Forest	TBA	(336) 758-1880	(336) 758-5140	(336) 758-2350	TBA	wakeforestsports.com





NOTRE DAME FIGHTING IRISH



2013-14 WOMEN'S BASKETBALL SEASON IN REVIEW

Highlighted by a school-record 37-game winning streak, Notre Dame rolled to the Atlantic Coast Conference regular-season and tournament titles, its fourth consecutive Final Four berth and its third trip to the NCAA national championship game in four years.





2013-14 Season Notebook

Irish Advance to Fourth Consecutive NCAA Final Four

For the fourth consecutive season and the sixth time in program history, Notre Dame (37-1, 16-0 Atlantic Coast Conference) reached the NCAA Women's Final Four, defeating No. 5/6 Baylor, 88-69 in the 2014 Notre Dame Regional final on March 31 at Purcell Pavilion.

The Fighting Irish then took it one step further, rolling over No. 11/9 Maryland, 87-61 in the NCAA national semifinals on April 6 at Bridgestone Arena in Nashville, Tennessee, earning the program's third national championship game berth in four years, and the fourth in school history.

The Fighting Irish became the fifth school in NCAA Championship history to make six Final Four appearances, four trips to the national championship game and three title-game berths in a four-year span. They also were the first ACC team to reach the NCAA final since 2006.

Notre Dame faced off with former BIG EAST Conference rival Connecticut on April 8, 2014, in the NCAA national championship game in a battle of two unbeaten teams, the first time in NCAA Division I history (men's or women's) that two undefeated teams reached the title contest.

The 2014 NCAA national championship game (won by Connecticut, 79-58) was televised nationally on ESPN and drew a 2.8 rating (approximately 4.4 million viewers) in the United States, the highest rating on that network for any women's college basketball game in a decade, and a 40-percent increase in viewership over the previous year's NCAA final.

Notre Dame Earns Clean Sweep of ACC Titles

In its first season in the Atlantic Coast Conference, Notre Dame made itself right at home, going 16-0 in the regular-season, earning three more wins in the ACC Championship and then adding a victory over Maryland in the NCAA Women's Final Four national semifinals at Bridgestone Arena in Nashville, Tennessee.

Notre Dame became the first program to earn the ACC regular-season title in its inaugural season as a conference member since the ACC began sponsoring women's basketball in 1977-78. What's more, it was the third consecutive outright regular-season league title for the Fighting Irish, a first in the program's 37-year history.

Notre Dame's 16-0 record marked the

ninth time in ACC history a team went undefeated in conference play (first since North Carolina in 2007-08) and the first time an ACC women's basketball team went 16-0 in the regular-season since 2002-03 (Duke).

The Fighting Irish were the fourth school to win the ACC regular-season title by at least four games (first since Duke in 2001-02) and averaged 86.5 points per game in those 16 regular-season contests, the highest scoring output by an ACC team in league play since 1990-91, when both North Carolina State and Virginia topped that average.

Notre Dame then made it a clean sweep of the ACC crowns in its debut season, defeating Duke, 69-53 in the ACC title game on March 9 in Greensboro, North Carolina. It was the seventh postseason tournament championship in program history, and second in a row, marking the first time since 1989-92 (in the Midwestern Collegiate Conference) that the Fighting Irish won back-to-back conference tournament titles.

All told, in Notre Dame's 20 games against ACC opponents in 2013-14 (counting the Final Four win over Maryland), the Fighting Irish won all 20 times by an average of 23.6 points per game and never trailed at halftime in any of those contests (their largest deficit at any time against an ACC opponent was six points).

All We Do Is Win

Notre Dame's run to its fourth consecutive NCAA Final Four and third national championship game berth in four years was made possible by a winning streak that had not been seen in South Bend in nearly 70 years.

The Fighting Irish won a school-record 37 games to open the 2013-14 season, the longest winning streak in a team-based sport by a Notre Dame athletics program in the modern era (post-World War II). In fact, the Fighting Irish women's basketball team holds four of the 10 longest winning streaks in Notre Dame athletics history during the past seven decades.

It also marked the third consecutive season in which the Notre Dame women's basketball team posted a winning streak of 20 games or longer, having reeled off 21 in a row in 2011-12, followed by a (then) school-record 30 consecutive wins in 2012-13.

Irish Setting Records

Once again, Notre Dame rewrote numerous pages in its program record books, with the Fighting Irish setting or tying 19 single-season school records in 2013-14.

Some of the new standards established by Notre Dame last season include: most wins (37), highest winning percentage (.974), fewest losses (1), highest conference winning percentage (1.000), longest winning streak (37), longest winning streak to begin a season (37), most wins at home (17), most wins over top-10 opponents (eight), most points (3,271), highest scoring average (86.1 ppg.), most 80-point games (29), most 90-point games (12), most 100-point games (five), most field-goals made (1,227), most field-goals attempted (2,423), most three-point field-goals made (190), most assists (765), highest assist/turnover ratio (1.39) and fewest times fouled out (three).

Top of the Charts

Notre Dame led the nation in field-goal percentage (.506) in 2013-14, marking the first time the Fighting Irish won an NCAA statistical national championship (in a category other than won-loss percentage) since 2000-01, when they led the country in field-goal percentage defense, three-point percentage and blocked shots.

Led by its sharp shooting numbers, Notre Dame placed among the top 20 in the nation in eight NCAA statistical categories, including top-five rankings in field-goal percentage (1st - .506), scoring offense (2nd - 86.1 ppg.; the program's second consecutive season as the nation's second-highest scoring team), scoring margin (2nd - +24.4 ppg.), three-point field-goal percentage (2nd - .402; the program's best mark from distance since a school-record .464 in 2000-01), assists (2nd - 20.1 apg.) and assist/turnover ratio (5th - 1.39). The Fighting Irish also ranked 12th in the nation in rebounding margin (+9.1 rpg.) and 19th in free-throw percentage (.756).

To Be the Best, You Must Beat the Best

Notre Dame proved its mettle against the nation's other top programs in 2013-14, going 14-1 against top 25 teams last season, including an 8-1 mark against top-10 squads (in either major national poll) a year ago.

The 14 wins over ranked opponents were the second-most for Notre Dame in one season, surpassed only by the 15 wins in 2011-12 (although two of those foes were not ranked in the Associated Press poll).

In the past three seasons, the Fighting Irish are 41-6 (.872) against ranked opponents in that span, highlighted by a 21-6 (.778) record against teams in the top 10.

Notre Dame also entered uncharted





territory for the program against top 25 teams with a pair of notable accomplishments. The first came in late January and early February with three victories at top-10 opponents, all within a 13-day span and all in consecutive road games (86-70 at No. 11/10 Tennessee; 87-83 at No. 8/6 Maryland; 88-67 at No. 3 Duke).

The Fighting Irish then wrapped up the regular-season (and their first ACC title) in historic and dominant fashion, defeating three consecutive teams ranked in the top 15 of the Associated Press poll by an average of 20.0 points per game — No. 7 Duke (81-70), No. 14 North Carolina (100-75) and No. 13 North Carolina State (84-60).

Following an ACC Championship quarterfinal win over unranked Florida State, Notre Dame defeated No. 14 North Carolina State (83-48) and No. 10 Duke (69-53) in the semifinals and final of the conference tournament, respectively, giving the Fighting Irish five wins over AP Top 15 opponents in a span of six games and 14 days.

Thirty Deeds

Notre Dame's 37 wins not only set a school record (topping the old mark of 35 wins in 2011-12 and 2012-13), but they also represented the sixth time the Fighting Irish posted a 30-win season, and the fourth in a row (something Notre Dame had not done prior to its current run).

The Fighting Irish also set a program standard for wins in the regular-season (29),

completing the first undefeated campaign in the program's 37-year history, and reached the 30-win mark prior to the NCAA Championship for the third consecutive year.

Century City

One of the hallmarks of Notre Dame's success in 2013-14 was its high-flying offense, which ranked second in the nation with a school-record 86.1 points per game.

The Fighting Irish also set a program high-water mark by scoring at least 100 points in five games last season, two more than the previous record set in 2012-13. Notre Dame now has 10 triple-digit games in the past three seasons after amassing just 13 100-point outings in the program's first 34 seasons of existence.

In addition, Notre Dame's 100-75 win over No. 14/11 North Carolina on Feb. 27 at Purcell Pavilion represented just the second time in school history (and first in 15 years) that the Fighting Irish reached the century mark against a ranked opponent, following a 101-93 win over No. 25/23 Illinois on Nov. 24, 1998, also at Purcell Pavilion.

A Coach Like None Other

While her team swept the ACC regular-season and tournament titles and rolled to its fourth consecutive NCAA Women's Final Four berth, Notre Dame head coach **Muffet McGraw** was making a clean sweep of her own, earning all four of the major national coach of the year awards — Associated Press, Women's Basketball

Coaches Association (WBCA), United States Basketball Writers Association (USBWA) and Naismith Award — for the second consecutive season and third time in her legendary career (also 2001).

With last season's honors, McGraw became the first NCAA Division I coach ever to sweep the four major national coaching awards three times in his/her career.

McGraw also was named the *Sports Illustrated* National Coach of the Year and the ACC Coach of the Year, with the latter honor marking the sixth time she has been selected as a conference coach of the year, covering five different league affiliations (the last four while coaching at Notre Dame).

A Class Like No Other

The 2013-14 season punctuated a four-year run of excellence for Notre Dame, led by its senior tri-captains **Natalie Achonwa**, **Ariel Braker** and **Kayla McBride**. Together, this trio paced the Fighting Irish to an astonishing 138-15 (.902) record, including four NCAA Women's Final Four berths, three trips to the NCAA national championship game, three conference titles and two conference tournament crowns.

When the dust settled, the 2013-14 Notre Dame seniors not only won more games than any group in program history, but they also created a legacy that ranks among the greatest in Fighting Irish athletics history, rivaled only by the 1946-49 football team and the 1994-97 women's soccer team.

2013-14 Awards and Honors

NATALIE ACHONWA (Sr., F)

WNBA First Round Draft Pick (No. 9 - Indiana)
Associated Press All-America Third Team
Naismith Trophy Midseason Top 30 List
Wooden Award Midseason Top 20 List
All-ACC Second Team (Blue Ribbon Panel/Coaches)
NCAA Notre Dame Regional All-Tournament Team
All-ACC Tournament Second Team
All-ACC Academic Team
Notre Dame Team Outstanding Leadership Award

WHITNEY HOLLOWAY (Jr., G)

Notre Dame Team Spirit Award

HANNAH HUFFMAN (So., G)

Notre Dame Club of St. Joseph Valley Rockne
Student-Athlete Award

JEWEEL LOYD (So., G)

Associated Press All-America Second Team
WBCA Coaches' All-America Team
USBWA All-America Team
espnW All-America Second Team
WBCA Wade Trophy Finalist
Wooden Award Finalist
Naismith Trophy Semifinalist

WBCA Coaches' All-Region II Team
NCAA Notre Dame Regional Most Outstanding Player
ACC Tournament Most Valuable Player
All-ACC First Team (Blue Ribbon Panel/Coaches)
All-ACC Defensive Team (Coaches)
NCAA Women's Final Four All-Tournament Team
NCAA Notre Dame Regional All-Tournament Team
All-ACC Tournament First Team
espnW National Player of the Week (Feb. 24)
ACC Player of the Week (Feb. 24)
Notre Dame Team Defensive Player of the Year Award

MICHAELA MABREY (So., G)

Notre Dame Team Most Improved Player Award

KAYLA MCBRIDE (Sr., G)

2014-16 USA Basketball National Team Player Pool
WNBA First Round Draft Pick (No. 3 - San Antonio)
Associated Press All-America First Team
WBCA Coaches' All-America Team
USBWA All-America Team
Wooden Award All-America Team
espnW All-America First Team (unanimous)
Sports Illustrated All-America Team
WBCA Wade Trophy Finalist
Naismith Trophy Finalist

Wooden Award Finalist
WBCA Coaches' All-Region II Team
ACC Player of the Year (Coaches)
All-ACC First Team (Blue Ribbon Panel/Coaches)
NCAA Women's Final Four All-Tournament Team
NCAA Notre Dame Regional All-Tournament Team
All-ACC Tournament First Team
espnW National Player of the Week (Feb. 3)
USBWA Ann Meyers Drysdale
National Player of the Week (Feb. 3)
NCAA.com National Player of the Week (Feb. 3)
ACC Player of the Week (Feb. 3)
Notre Dame Monogram Club Team MVP Award
Woody Miller Player of the Year Award (media)
Francis Patrick O'Connor Award (ND athletics)

MUFFET MCGRAW (Head Coach)

Associated Press National Coach of the Year
WBCA National Coach of the Year (Pat Summitt Trophy)
USBWA Women's National Coach of the Year
Naismith Women's National Coach of the Year
Sports Illustrated National Coach of the Year
C. Vivian Stringer Coaching Award
WBCA Region II Coach of the Year
ACC Coach of the Year (Blue Ribbon Panel/Coaches)





2013-14 Results

2013-14 University of Notre Dame Women's Basketball Results

Overall Record: 37-1 (Home: 17-0, Away: 13-0, Neutral: 7-1); Atlantic Coast Conference Record: 16-0 (1st)
NCAA Women's Final Four National Finalist • NCAA Notre Dame Regional Champion • ACC Champion

Date	ND NR	Opp NR	Opponent	Result	Score	Streak	Record	ACC	Notre Dame Highs			
									Points	Rebounds	Assists	Attendance
Nov. 9	6/7		UNC WILMINGTON ^{WatchND}	W	99-50	W1	1-0		two with 19	Reimer-12	Mabrey-6	8,572
Nov. 11	6/6	19/18	MICHIGAN STATE ^{WatchND}	W	81-62	W2	2-0		Loyd-22	Reimer-13	three with 5	8,242
Nov. 16	6/6		VALPARAISO ^{WatchND}	W	96-46	W3	3-0		Loyd-22	Braker-8	Reimer-6	8,508
Nov. 23	5/6		at Penn	W	76-54	W4	4-0		McBride-15	two with 9	Allen-7	1,025
Nov. 26	5/6	25/25	DePAUL ^{WatchND}	W	92-76	W5	5-0		Achonwa-17	Reimer-14	Allen-6	8,518
Dec. 1	5/6		(1) vs. Duquesne	W	100-61	W6	6-0		McBride-22	Achonwa-10	Allen-4	933 (s)
Dec. 4	4/5	10/11	(2) at Penn State ^{BTN}	W	77-67	W7	7-0		Achonwa-21	two with 10	Braker-5	5,805
Dec. 7	4/5		UCLA ^{WatchND}	W	90-48	W8	8-0		Cable-21	Achonwa-9	Mabrey-7	8,581
Dec. 14	4/4		at Michigan	W	86-64	W9	9-0		Loyd-20	Achonwa-9	two with 4	3,330
Dec. 22	4/4		CENTRAL MICHIGAN ^{WatchND}	W	106-72	W10	10-0		Loyd-30	Loyd-11	two with 6	8,775
Dec. 29	2/2		at Oregon State ^{Pac-12}	W	70-58	W11	11-0		McBride-20	Achonwa-9	two with 4	4,032
Jan. 2	2/2		SOUTH DAKOTA STATE ^{WatchND}	W	94-51	W12	12-0		McBride-18	Achonwa-13	Achonwa-6	8,867
Jan. 5	2/2		• CLEMSON ^{WatchND}	W	71-51	W13	13-0	1-0	two with 16	Achonwa-13	Allen-4	8,599
Jan. 9	2/2		• BOSTON COLLEGE ^{WatchND}	W	95-53	W14	14-0	2-0	McBride-20	McBride-8	Achonwa-8	8,474
Jan. 12	2/2		• at Virginia	W	79-72	W15	15-0	3-0	Achonwa-26	Achonwa-16	McBride-5	4,451
Jan. 16	2/2		• at Pittsburgh ^{ESPN3}	W	109-66	W16	16-0	4-0	two with 20	two with 5	two with 5	2,768
Jan. 20	2/2	11/10	at Tennessee ^{ESPN2-BM}	W	86-70	W17	17-0		McBride-22	two with 7	McBride-7	13,346
Jan. 23	2/2		• MIAMI ^{ACC}	W	79-52	W18	18-0	5-0	Achonwa-23	three with 9	two with 5	8,304
Jan. 27	2/2	8/6	• at Maryland ^{ESPN2-BM}	W	87-83	W19	19-0	6-0	Loyd-31	Loyd-7	Loyd-6	7,668
Jan. 30	2/2		• VIRGINIA TECH ^{ESPN3}	W	74-48	W20	20-0	7-0	McBride-18	Cable-13	Allen-8	8,556
Feb. 2	2/2	3/3	• at Duke ^{ESPN}	W	88-67	W21	21-0	8-0	McBride-23	McBride-11	two with 5	7,018
Feb. 6	2/2		• at Florida State ^{ESPN}	W	81-60	W22	22-0	9-0	Achonwa-24	Braker-6	Allen-6	2,331
Feb. 9	2/2		• SYRACUSE ^{ACC}	W	101-64	W23	23-0	10-0	Loyd-23	Cable-9	two with 5	9,149 (s)
Feb. 13	2/2		• at Boston College	W	82-61	W24	24-0	11-0	McBride-19	Loyd-5	two with 4	804
Feb. 17	2/2		• GEORGIA TECH ^{ACC}	W	87-72	W25	25-0	12-0	Loyd-27	Achonwa-10	McBride-8	8,808
Feb. 20	2/2		• at Wake Forest	W	86-61	W26	26-0	13-0	Loyd-29	Loyd-10	six with 2	1,435
Feb. 23	2/2	7/7	• DUKE ^{ESPN}	W	81-70	W27	27-0	14-0	McBride-31	two with 7	Achonwa-6	9,149 (s)
Feb. 27	2/2	14/11	• NORTH CAROLINA ^{ESPN3}	W	100-75	W28	28-0	15-0	McBride-28	Loyd-10	Allen-5	9,149 (s)
March 2	2/2	13/17	• at North Carolina State ^{ESPN3}	W	84-60	W29	29-0	16-0	Achonwa-19	Braker-8	McBride-6	3,516

ACC Championship (Greensboro, N.C. — Greensboro Coliseum)

March 7	2/2		vs. Florida State ^{ACC}	W	83-57	W30	30-0		Loyd-17	two with 5	Allen-5	4,506
March 8	2/2	14/17	vs. North Carolina State ^{ESPN3}	W	83-48	W31	31-0		Loyd-16	Cable-7	four with 2	8,169
March 9	2/2	10/10	vs. Duke ^{ESPN}	W	69-53	W32	32-0		Loyd-26	two with 7	Allen-4	8,190

NCAA Notre Dame Region — First & Second Rounds (Toledo, Ohio — Savage Arena)

March 22	2/2		vs. Robert Morris ^{ESPN}	W	93-42	W33	33-0		Mabrey-16	two with 8	Allen-7	4,312
March 24	2/2		vs. Arizona State ^{ESPN2}	W	84-67	W34	34-0		Achonwa-25	Achonwa-11	McBride-9	3,544

NCAA Notre Dame Regional (Notre Dame, Ind. — Purcell Pavilion)

March 29	2/2	21/18	OKLAHOMA STATE ^{ESPN}	W	89-72	W35	35-0		Achonwa-23	Loyd-12	two with 6	8,774 (s)
March 31	2/2	5/6	BAYLOR ^{ESPN}	W	88-69	W36	36-0		Loyd-30	Achonwa-15	McBride-5	8,774 (s)

NCAA Women's Final Four (Nashville, Tenn. — Bridgestone Arena)

April 6	2/2	11/9	vs. Maryland ^{ESPN}	W	87-61	W37	37-0		McBride-28	two with 9	Allen-5	17,548
April 8	2/2	1/1	vs. Connecticut ^{ESPN}	L	58-79	L1	37-1		McBride-21	Loyd-6	Allen-5	17,519

• = Atlantic Coast Conference (ACC) game

NR = national ranking (listed as Associated Press/WBCA-USA Today)

(s) = indicates sellout crowd

(1) = Game played in Toronto, Ontario (Mattamy Athletic Centre)

(2) = Big Ten/ACC Challenge (University Park, Pa. — Bryce Jordan Center)

ESPN2-BM = Game televised live as part of ESPN2's Big Monday package

ACC = Game televised live on ACC/Regional Sports Networks

BTN = Game televised live on Big Ten Network

PAC-12 = Game televised live on Pac-12 Networks

WatchND = Game streamed live and free of charge on official Notre Dame athletics multimedia platform, WatchND (watchnd.tv)

Home games listed in ALL CAPS and played inside Purcell Pavilion at the Joyce Center (regular-season capacity - 9,149, postseason capacity - 8,774)

2013-14 ATTENDANCE

	Totals	Avg.	High
All Games	270,049	7,107	17,548 (April 6 vs. Maryland)
Home	147,799	8,694	9,149 (three times; last: Feb. 27 vs. UNC)
Away	57,529	4,425	13,346 (Jan. 20 at Tennessee)
Neutral	64,721	8,090	17,548 (April 6 vs. Maryland)





2013-14 Notre Dame Women's Basketball Statistics All Games

Record: 37-1 (Home: 17-0, Away: 13-0, Neutral: 7-1)

Player	GP-GS	Min.-Avg.	FG-A	Pct.	3FG-A	Pct.	FT-A	Pct.	OR	DR	Tot.	Avg.	PF-DQ	A	T	B	S	Pts.	Avg.
Jewell Loyd	37-37	1104-29.8	267-516	.517	35-88	.398	118-146	.808	97	142	239	6.5	51-0	79	65	18	58	687	18.6
Kayla McBride	38-38	1119-29.4	258-557	.465	41-112	.366	110-125	.880	43	157	200	5.3	57-0	146	82	6	48	669	17.6
Natalie Achonwa	33-33	838-25.4	193-316	.611	0-0	.000	105-148	.709	70	185	255	7.7	74-0	91	90	39	34	491	14.9
Michaela Mabrey	38-1	760-20.0	115-262	.439	72-171	.421	24-33	.727	4	46	50	1.3	43-0	83	54	4	33	326	8.6
Taya Reimer	38-6	730-19.2	105-209	.502	0-0	.000	72-102	.706	64	111	175	4.6	90-2	61	66	52	25	282	7.4
Lindsay Allen	38-38	1017-26.8	77-155	.497	15-42	.357	66-81	.815	11	79	90	2.4	81-0	150	67	9	49	235	6.2
Madison Cable	37-0	535-14.5	71-139	.511	25-54	.463	37-46	.804	34	92	126	3.4	35-0	38	21	6	25	204	5.5
Ariel Braker	37-37	629-17.0	52-99	.525	0-0	.000	47-65	.723	83	92	175	4.7	60-0	47	28	14	46	151	4.1
Markisha Wright	36-0	323-9.0	30-54	.556	0-0	.000	24-34	.706	34	27	61	1.7	37-0	16	21	3	14	84	2.3
Kristina Nelson	32-0	129-4.0	28-50	.560	0-0	.000	9-17	.529	9	21	30	0.9	39-1	7	17	3	1	65	2.0
Whitney Holloway	32-0	148-4.6	13-29	.448	2-5	.400	7-15	.467	1	12	13	0.4	14-0	29	15	0	10	35	1.1
Hannah Huffman	32-0	225-7.0	13-31	.419	0-1	.000	8-17	.471	22	20	42	1.3	22-0	18	15	2	10	34	1.1
Diamond Thompson	16-0	43-2.7	4-6	.667	0-0	.000	0-0	.000	6	7	13	0.8	10-0	0	6	3	0	8	0.5
Team									61	77	138	3.6			5				
Notre Dame	38	7600	1227-2423	.506	190-473	.402	627-829	.756	539	1068	1607	42.3	613-3	765	552	199	353	3271	86.1
Opponents	38	7600	885-2344	.378	154-549	.281	418-613	.682	486	775	1261	33.2	734-20	452	675	117	295	2342	61.6

2013-14 Notre Dame Women's Basketball Statistics Atlantic Coast Conference Games

Record: 16-0 (Home: 8-0, Away: 8-0)

Player	GP-GS	Min.-Avg.	FG-A	Pct.	3FG-A	Pct.	FT-A	Pct.	OR	DR	Tot.	Avg.	PF-DQ	A	T	B	S	Pts.	Avg.
Jewell Loyd	15-15	461-30.7	113-211	.536	18-38	.474	51-59	.864	40	49	89	5.9	20-0	35	24	6	27	295	19.7
Kayla McBride	16-16	484-30.3	118-245	.482	15-50	.300	57-62	.919	17	68	85	5.3	25-0	65	32	4	17	308	19.3
Natalie Achonwa	16-16	420-26.3	92-145	.634	0-0	.000	67-95	.706	30	88	118	7.4	36-0	49	47	20	15	251	15.7
Michaela Mabrey	16-1	316-19.8	43-102	.422	33-78	.423	10-14	.714	1	21	22	1.4	15-0	25	26	1	11	129	8.1
Taya Reimer	16-1	285-17.8	38-72	.528	0-0	.000	31-45	.689	20	45	65	4.1	36-1	25	27	20	9	107	6.7
Lindsay Allen	16-16	447-27.9	33-65	.508	7-16	.438	26-30	.867	3	38	41	2.6	29-0	61	31	2	17	99	6.2
Ariel Braker	15-15	256-17.1	20-32	.625	0-0	.000	26-32	.813	38	31	69	4.6	24-0	14	8	4	20	66	4.4
Madison Cable	16-0	195-12.2	22-52	.423	3-16	.188	13-16	.813	12	36	48	3.0	12-0	14	8	1	10	60	3.8
Kristina Nelson	14-0	48-3.4	9-23	.391	0-0	.000	2-4	.500	4	8	12	0.9	11-0	1	4	0	1	20	1.4
Markisha Wright	16-0	121-7.6	7-14	.500	0-0	.000	6-7	.857	11	5	16	1.0	16-0	8	7	1	5	20	1.3
Whitney Holloway	14-0	58-4.1	7-12	.583	1-2	.500	2-7	.286	1	7	8	0.6	5-0	6	5	0	3	17	1.2
Hannah Huffman	14-0	93-6.6	4-9	.444	0-1	.000	4-7	.571	5	5	10	0.7	11-0	5	8	2	4	12	0.9
Diamond Thompson	8-0	16-2.0	0-0	.000	0-0	.000	0-0	.000	2	4	6	0.8	3-0	0	2	1	0	0	0.0
Team									18	37	55	3.4			2				
Notre Dame	16	3200	506-982	.515	77-201	.383	295-378	.780	202	442	644	40.2	243-1	308	231	62	139	1384	86.5
Opponents	16	3200	389-1016	.383	66-222	.297	171-251	.681	224	319	543	33.9	323-10	184	281	46	127	1015	63.4

2013-14 Notre Dame Women's Basketball Statistics NCAA Championship Games

Record: 5-1 (Home: 2-0, Away: 0-0, Neutral: 3-1)

Player	GP-GS	Min.-Avg.	FG-A	Pct.	3FG-A	Pct.	FT-A	Pct.	OR	DR	Tot.	Avg.	PF-DQ	A	T	B	S	Pts.	Avg.
Natalie Achonwa	4-4	109-27.3	30-42	.714	0-0	.000	22-28	.786	15	24	39	9.8	6-0	11	15	8	5	82	20.5
Jewell Loyd	6-6	193-32.2	43-92	.467	7-17	.412	20-27	.741	18	28	46	7.7	8-0	5	11	6	9	113	18.8
Kayla McBride	6-6	174-29.0	40-94	.426	9-25	.360	20-22	.909	4	21	25	4.2	13-0	26	16	0	6	109	18.2
Madison Cable	6-0	102-17.0	12-23	.522	4-8	.500	8-8	1.000	6	19	25	4.2	7-0	6	5	2	5	36	6.0
Michaela Mabrey	6-0	94-15.7	13-29	.448	7-15	.467	2-2	1.000	1	4	5	0.8	2-0	6	9	0	1	35	5.8
Taya Reimer	6-2	111-18.5	13-33	.394	0-0	.000	8-12	.667	7	11	18	3.0	21-0	8	12	6	1	34	5.7
Lindsay Allen	6-6	175-29.2	7-19	.368	0-6	.000	16-20	.800	2	15	17	2.8	12-0	28	5	0	7	30	5.0
Ariel Braker	6-6	114-19.0	12-21	.571	0-0	.000	4-6	.667	13	15	28	4.7	17-0	6	3	4	7	28	4.7
Markisha Wright	6-0	76-12.7	7-14	.500	0-0	.000	7-12	.583	9	10	19	3.2	8-0	5	8	1	3	21	3.5
Hannah Huffman	6-0	20-3.3	3-6	.500	0-0	.000	0-0	.000	2	1	3	0.5	3-0	0	0	0	1	6	1.0
Whitney Holloway	6-0	15-2.5	1-5	.200	0-1	.000	1-2	.500	0	1	1	0.2	0-0	2	1	0	0	3	0.5
Kristina Nelson	6-0	15-2.5	1-1	1.000	0-0	.000	0-0	.000	0	2	2	0.3	5-0	0	1	1	0	2	0.3
Diamond Thompson	1-0	2-2.0	0-0	.000	0-0	.000	0-0	.000	0	0	0	0.0	0-0	0	1	0	0	0	0.0
Team									12	17	29	4.8							
Notre Dame	6	1200	182-379	.480	27-72	.375	108-139	.777	89	168	257	42.8	102-0	103	87	28	45	499	83.2
Opponents	6	1200	144-377	.382	27-97	.278	75-102	.735	80	128	208	34.7	121-3	83	97	20	41	390	65.0

12 NCAA Sweet Sixteens | 16 All-Americans | 14 USA Basketball Gold Medalists





2013-14 Superlatives

Team Superlatives

Notre Dame High	Notre Dame Low	Category	Opponent High	Opponent Low
109 at Pittsburgh (1/16/14)	58 vs. Connecticut (4/8/14)	Points/Game	83 by Maryland (1/27/14)	42 by Robert Morris (3/22/14)
61 (1st) vs. Syracuse (2/9/14)	20 (2nd) vs. Connecticut (4/8/14)	Points/Half	48 (2nd) by Maryland (1/27/14)	15 (1st) by Robert Morris (3/22/14)
42, twice (MR: vs. Central Michigan, 12/22/13)	22 vs. Connecticut (4/8/14)	Field-Goals Made	34 by Connecticut (4/8/14)	13 by Valparaiso (11/16/13)
76 vs. Valparaiso (11/16/13)	51 vs. Virginia Tech (1/30/14)	Field-Goal Attempts	83 by Georgia Tech (2/17/14)	45 by Valparaiso (11/16/13)
629 vs. UNC Wilmington (11/9/13)	355 vs. Connecticut (4/8/14)	FG Percentage	.510 by Boston College (2/13/14)	.269 by Robert Morris (3/22/14)
10, four times (MR: vs. Robert Morris, 3/22/14)	2, five times (MR: vs. Baylor, 3/31/14)	3-Point FG Made	9 by Georgia Tech (2/17/14)	0 by Duke (3/9/14)
26 vs. Syracuse (2/9/14)	6, twice (MR: vs. Arizona State, 3/24/14)	3-Point FG Attempts	24 by Central Michigan (12/22/13)	5 by Duke (3/9/14)
.750 at Pittsburgh (1/16/14)	.182 vs. Baylor (3/31/14)	3-Point FG Percentage	.667 by Tennessee (1/20/14)	.000 by Duke (3/9/14)
30 vs. Baylor (3/31/14)	7 vs. Robert Morris (3/22/14)	Free-Throws Made	22, twice (MR: by Arizona State, 3/24/14)	3, twice (MR: by Duke, 3/9/14)
34 vs. North Carolina (2/27/14)	9 vs. UCLA (12/7/13)	Free-Throw Attempts	29, twice (MR: by Wake Forest, 2/20/14)	4 by UCLA (12/7/13)
.947 at N.C. State (3/2/14)	.571 at Tennessee (1/20/14)	FT Percentage	1.000 by Oregon State (12/29/13)	.250 by Duke (3/9/14)
58 vs. DePaul (11/26/13)	28 at Boston College (2/13/14)	Rebounds	54 by Connecticut (4/8/14)	21 by Maryland (4/6/14)
31 vs. UCLA (12/7/13)	12, twice (MR: vs. Duke, 3/9/14)	Assists	25 by Connecticut (4/8/14)	5 by Arizona State (3/24/14)
18 vs. Valparaiso (11/16/13)	5, three times (MR: vs. Maryland, 4/6/14)	Steals	16, twice (MR: by Duke, 2/2/14)	2 by Clemson (1/5/14)
10 vs. Oklahoma State (3/29/14)	0 vs. Duke (2/23/14)	Blocked Shots	10 by Oregon State (12/29/13)	0, twice (MR: by Clemson, 1/5/14)
22, three times (MR: vs. Arizona St., 3/24/14)	7 vs. Clemson (1/5/14)	Turnovers	25 by Central Michigan (12/22/13)	11, twice (MR: by N.C. State, 3/2/14)
26 vs. Duquesne (12/1/13)	8 vs. Michigan State (11/11/13)	Fouls	30 by DePaul (11/26/13)	11 by Robert Morris (3/22/14)

Individual Superlatives

	Notre Dame	Opponent
Points Scored	31, twice (MR: by Kayla McBride vs. Duke, 2/23/14)	33 by Odyssey Sims of Baylor (3/31/14)
Field-goals Made	13 by Kayla McBride vs. Duke (2/23/14)	14 by Natasha Howard of Florida State (3/7/14)
Field-goal Attempts	27 by Jewell Loyd vs. Baylor (3/31/14)	28 by Crystal Bradford of Central Michigan (12/22/13)
Highest FG Percentage (min. 5 made)	1.000 (8-8) by Kayla McBride vs. South Dakota State (1/2/14)	.750 (9-12) by Haley Peters of Duke (3/9/14)
3-Point Field-goals Made	6 by Michaela Mabrey vs. Syracuse (2/9/14)	4, twice (MR: by Kaela Davis of Georgia Tech, 2/17/14)
3-Point Field-goal Attempts	14 by Michaela Mabrey vs. Syracuse (2/9/14)	9, three times (MR: by Bria Hartley of Connecticut, 4/8/14)
3-Point FG Percentage (min. 2 made)	1.000 (2-2), four times (MR: by Jewell Loyd vs. Georgia Tech, 2/17/14)	1.000 (3-3) by Ariel Massengale of Tennessee (1/20/14)
Free-Throws Made	11 by Taya Reimer vs. DePaul (11/26/13)	9 by Alyssa Thomas of Maryland (1/27/14)
Free-Throw Attempts	15 by Natalie Achonwa vs. Miami (1/23/14)	11, twice (MR: by Dearica Hamby of Wake Forest, 2/20/14)
Free-Throw Percentage (min. 3 made)	1.000 (8-8), twice (MR: by Jewell Loyd vs. N.C. State, 3/8/14)	1.000 (8-8), twice (MR: by Adrienne Thomas of Arizona State, 3/24/14)
Rebounds	16 by Natalie Achonwa at Virginia (1/12/14)	16, three times (MR: by Stefanie Dolson of Connecticut, 4/8/14)
Assists	9 by Kayla McBride vs. Arizona State (3/24/14)	11 by Tiffany Bias of Oklahoma State (3/29/14)
Steals	4, 12 times (MR: by Ariel Braker vs. Baylor, 3/31/14)	10 by Alexis Jones of Duke (2/2/14)
Blocked Shots	5 by Natalie Achonwa vs. Oklahoma State (3/29/14)	9 by Ruth Hamblin of Oregon State (12/29/13)
Turnovers	8, twice (MR: by Natalie Achonwa vs. Oklahoma State, 3/29/14)	9 by Odyssey Sims of Baylor (3/31/14)
Minutes Played	39 by Kayla McBride vs. Connecticut (4/8/14)	40, six times (MR: by Odyssey Sims of Baylor, 3/31/14)





2013-14 Game-By-Game Statistics

INTRODUCTION

2014-15 SEASON PREVIEW

STUDENT-ATHLETES

COACHING STAFF

2014-15 OPPONENTS

2013-14 SEASON IN REVIEW

RECORDS

HISTORY

				Overall		3-Point		Rebs.												Pts/Half	Pts
Date	Opponent	Result	Score	FG-A	Pct.	3FG-A	Pct.	FT-A	Pct.	Off-Def-Tot	PF-DQ	A	TO	B	S	1st-2nd	Total				
N9	NOTRE DAME	hW	99-50	39-62	.629	3-8	.375	18-25	.720	16-38-54	24-0	27	15	6	8	51-48	99				
	UNC Wilmington			18-80	.300	3-17	.176	11-24	.458	13-11-24	20-0	9	12	1	8	22-28	50				
N11	NOTRE DAME	hW	81-62	31-73	.425	4-10	.400	15-20	.750	24-28-52	8-0	23	16	1	10	36-45	81				
	#19/18 Michigan State			27-62	.435	3-17	.176	5-8	.625	8-21-29	15-0	16	15	6	9	24-38	62				
N16	NOTRE DAME	hW	96-46	41-76	.539	4-12	.333	10-16	.625	22-27-49	16-0	22	12	5	18	46-50	96				
	Valparaiso			13-45	.289	5-17	.294	15-17	.882	6-16-22	13-1	8	24	1	6	24-22	46				
N23	NOTRE DAME	aW	76-54	29-67	.433	5-8	.625	13-20	.650	17-26-43	16-0	23	12	4	12	34-42	76				
	Penn			21-56	.375	3-12	.250	9-14	.643	11-26-37	18-1	15	20	3	7	22-32	54				
N26	NOTRE DAME	hW	92-76	32-66	.485	5-14	.357	23-33	.697	20-38-58	16-0	22	22	3	6	45-47	92				
	#25/25 DePaul			26-72	.361	8-21	.381	16-20	.800	10-23-33	30-1	16	14	0	16	41-35	76				
D1	NOTRE DAME	n1W	100-61	42-69	.609	5-9	.556	11-17	.647	11-32-43	26-1	21	18	6	12	47-53	100				
	Duquesne			19-55	.345	1-9	.111	22-29	.759	8-21-29	18-0	14	21	5	6	22-39	61				
D4	NOTRE DAME	a2W	77-67	27-73	.370	4-11	.364	19-22	.864	19-25-44	21-0	17	15	3	11	42-35	77				
	#10/11 Penn State			22-54	.407	3-9	.333	20-22	.909	9-27-36	23-1	9	22	7	11	28-39	67				
D7	NOTRE DAME	hW	90-48	36-64	.563	10-17	.588	8-9	.889	12-36-48	10-0	31	17	8	9	44-46	90				
	UCLA			21-75	.280	3-14	.214	3-4	.750	18-17-35	13-1	11	15	3	12	20-28	48				
D14	NOTRE DAME	aW	86-64	34-58	.586	5-15	.333	13-14	.929	11-18-29	14-0	22	15	3	7	47-39	86				
	Michigan			23-54	.426	4-11	.364	14-17	.824	13-13-26	13-0	8	19	1	7	23-41	64				
D22	NOTRE DAME	hW	106-72	42-68	.618	8-14	.571	14-22	.636	9-29-38	21-0	30	17	7	13	51-55	106				
	Central Michigan			29-73	.397	6-24	.250	8-19	.421	20-19-39	20-0	13	25	1	9	28-44	72				
D29	NOTRE DAME	aW	70-58	29-70	.414	2-8	.250	10-16	.625	20-26-46	16-0	16	9	3	8	31-39	70				
	Oregon State			21-55	.382	6-17	.353	10-10	1.000	8-26-34	16-0	15	14	10	4	32-25	58				
J2	NOTRE DAME	hW	94-51	37-69	.536	5-16	.313	15-22	.682	18-35-53	18-0	28	20	8	12	58-59	94				
	South Dakota State			18-57	.316	4-18	.222	11-19	.579	9-19-28	22-1	11	24	1	13	24-27	51				
J5	• NOTRE DAME	hW	71-51	25-55	.455	2-10	.200	19-27	.704	16-20-36	12-0	15	7	4	6	27-44	71				
	Clemson			22-49	.449	3-6	.500	4-6	.667	8-19-27	22-1	8	15	0	2	23-28	51				
J9	• NOTRE DAME	hW	95-53	37-60	.617	8-12	.667	13-22	.591	9-25-34	14-0	24	14	5	10	49-46	95				
	Boston College			21-57	.368	5-16	.313	6-8	.750	12-21-33	22-1	10	23	2	12	21-32	53				
J12	• NOTRE DAME	aW	79-72	28-66	.424	3-12	.250	20-24	.833	16-31-47	15-0	12	13	4	5	43-36	79				
	Virginia			31-74	.419	2-8	.250	8-13	.615	16-23-39	17-0	14	11	1	7	36-36	72				
J16	• NOTRE DAME	aW	109-66	40-66	.606	9-12	.750	20-22	.909	9-26-35	14-0	25	9	9	10	54-55	109				
	Pittsburgh			23-62	.371	5-15	.333	15-19	.789	14-17-31	20-1	12	18	4	4	25-41	66				
J20	NOTRE DAME	aW	86-70	34-68	.500	10-20	.500	8-14	.571	11-26-37	19-1	23	12	5	13	41-45	86				
	#11/10 Tennessee			27-66	.409	6-9	.667	10-19	.526	17-27-46	13-0	15	18	1	4	46-24	70				
J23	• NOTRE DAME	hW	79-52	29-67	.433	3-6	.500	18-27	.667	19-34-53	16-0	19	18	4	7	35-44	79				
	Miami			19-62	.306	1-9	.111	13-15	.867	10-25-35	22-0	6	21	4	9	26-26	52				
J27	• NOTRE DAME	aW	87-83	31-53	.585	6-14	.429	19-22	.864	6-25-31	17-0	20	17	3	5	47-40	87				
	#8/6 Maryland			33-68	.485	2-8	.250	15-18	.833	11-18-29	22-0	15	12	6	8	35-48	83				
J30	• NOTRE DAME	hW	74-48	26-51	.510	4-11	.364	18-22	.818	8-33-41	15-0	19	17	3	8	37-37	74				
	Virginia Tech			17-62	.274	4-13	.308	10-17	.588	14-20-34	18-1	12	15	1	7	19-29	48				
F2	• NOTRE DAME	aW	88-67	34-55	.618	5-11	.455	15-23	.652	11-30-41	19-0	19	22	3	10	44-44	88				
	#3/3 Duke			25-64	.391	4-12	.333	13-25	.520	16-14-30	18-0	9	16	1	16	34-33	67				
F6	• NOTRE DAME	aW	81-60	31-58	.534	6-13	.462	13-16	.813	8-26-34	13-0	19	16	1	7	32-49	81				
	Florida State			25-71	.352	2-17	.118	8-10	.800	17-21-38	15-0	8	17	4	10	29-31	60				
F9	• NOTRE DAME	hW	101-64	38-75	.507	10-26	.385	15-21	.714	20-31-51	19-0	24	17	4	15	61-40	101				
	Syracuse			22-67	.328	5-17	.294	15-21	.714	19-20-39	21-0	10	24	3	14	28-36	64				
F13	• NOTRE DAME	aW	82-61	30-56	.536	2-8	.250	20-25	.800	12-16-28	11-0	18	12	3	9	41-41	82				
	Boston College			25-49	.510	3-16	.188	8-10	.800	9-17-26	19-1	15	20	2	3	26-35	61				
F17	• NOTRE DAME	hW	87-72	32-62	.516	3-11	.273	20-29	.690	12-34-46	15-0	20	15	4	7	36-51	87				
	Georgia Tech			26-83	.313	9-22	.409	11-16	.688	26-22-48	23-2	10	13	1	6	28-44	72				
F20	• NOTRE DAME	aW	86-61	28-71	.394	3-16	.188	27-31	.871	20-29-49	22-0	13	10	6	10	51-35	86				
	Wake Forest			20-56	.357	5-14	.357	16-29	.552	15-24-39	22-1	9	22	7	3	39-22	61				
F23	• NOTRE DAME	hW	81-70	31-64	.484	7-21	.333	12-14	.857	12-20-32	12-0	23	14	0	10	46-35	81				
	#7/7 Duke			28-58	.483	5-12	.417	9-13	.692	11-21-32	17-0	13	23	3	7	32-38	70				
F27	• NOTRE DAME	hW	100-75	34-66	.515	4-9	.444	28-34	.824	14-31-45	18-0	19	19	5	11	55-45	100				
	#14/11 North Carolina			28-71	.394	5-17	.294	14-20	.700	15-21-36	29-1	15	20	5	11	38-37	75				
M2	• NOTRE DAME	aW	84-60	32-57	.561	2-9	.222	18-19	.947	10-31-41	11-1	19	11	4	9	36-48	84				
	#13/17 N.C. State			24-63	.381	6-20	.300	6-11	.545	11-16-27	16-0	18	11	2	8	28-32	60				
M7	NOTRE DAME	n3W	83-57	32-53	.604	7-14	.500	12-17	.706	7-22-29	12-0	24	15	2	10	45-38	83				
	Florida State			24-52	.462	2-10	.200	7-12	.583	6-16-22	15-0	10	20	2	6	23-34	57				
M8	NOTRE DAME	n3W	83-48	27-63	.429	3-9	.333	26-32	.813	19-28-47	19-0	13	9	2	10	46-37	83				
	#14/17 N.C. State			18-38	.310	4-20	.200	8-14	.571	10-20-30	25-1	6	14	3	3	18-30	48				
M9	NOTRE DAME	n3W	69-53	27-63	.429	6-15	.400	9-13	.692	12-24-36	12-0	12	10	3	10	28-41	69				
	#10/10 Duke			25-57	.439	0-5	.000	3-12	.250	14-26-40	16-0	9	20	6	6	28-25	53				
M22	NOTRE DAME	n4W	93-42	38-64	.594	10-18	.556	7-10	.700	15-30-45	18-0	23	13	4	8	50-43	93				
	Robert Morris			14-52	.269	7-21	.333	7-11	.636	10-12-22	11-0	9	17	1	6	15-27	42				
M24	NOTRE DAME	n4W	84-67	28-57	.491	3-6	.500	25-32	.781	17-22-39	22-0	19	22	4	9	32-52	84				
	Arizona State			21-56	.375	3-14	.214	22-26	.846	13-18-31	27-2	5	22	1	9	26-41	67				
M29	NOTRE DAME	h5W	89-72	34-67	.507	3-8	.375	18-26	.692	15-31-46	13-0	18	12	10	8	49-40	89				
	#21/18 Oklahoma State			29-71	.408	4-14	.286	10-12	.833	13-23-36	22-0	15	13	6	7	35-37	72				
M31	NOTRE DAME	h5W	88-69	28-66	.424	2-11	.182	30-33	.909	14-32-46	19-0	13	11	4	8	44-44	88				
	#5/6 Baylor			24-71	.338	6-17	.353	15-18	.833	18-26-44	27-1	13	17	3	3	32-37	69				
A6	NOTRE DAME	n6W	87-61	32-63	.508	3-10	.300	20-28	.714	19-31-50	16-0	15	16	2	5	48-39	87				
	#11/9 Maryland			22-54	.407	3-12	.250	14-20	.700	4-17-21	22-0	16	13	3	11	31-30	61				
A8	NOTRE DAME	n6L	58-79	22-62	.355	6-19	.316	8-10	.800	9-22-31	14-0	15	13	4	7	38-20	58				
	#1/1 Connecticut			34-73	.466	4-19	.211	7-15	.467	22-32-54	12-0	25	15	6	5	45-34	79				

• = Atlantic Coast Conference (ACC) game // n1 = Game played in Toronto, Ontario // a2 = Big Ten/ACC Challenge (University Park, Pa.) // n3 = ACC Championship (Greensboro, N.C.)
n4 = NCAA Notre Dame Region - First/Second Rounds (Toledo, Ohio) // h5 = NCAA Notre Dame Regional (Notre Dame, Ind.) // n6 = NCAA Women's Final Four (Nashville, Tenn.)

12 NCAA Sweet Sixteens | 16 All-Americans | 14 USA Basketball Gold Medalists



2013-14 Points-Rebounds-Assists

Opponent	Holloway	Nelson	Achonwa	Reimer	Allen	McBride	Cable	Mabrey	Huffman	Loyd	Wright	Thompson	Braker
UNC WILMINGTON	0-2-3	9-4-1	DNP	6-12-2	11-0-2	17-5-4	3-2-1	19-3-6	2-5-4	19-11-2	8-5-0	DNP	5-4-2
#19/18 MICHIGAN STATE	0-0-0	2-0-0	DNP	19-13-5	7-0-5	15-9-5	3-1-0	0-0-1	0-1-1	22-9-4	6-5-0	DNP	7-8-2
VALPARAISO	0-0-2	6-3-0	DNP	13-1-6	15-2-2	8-6-3	8-6-0	11-3-4	4-5-1	22-7-3	0-0-0	2-3-0	7-8-1
at Penn	0-0-0	0-1-0	4-3-3	14-4-0	8-5-7	15-9-5	5-0-1	13-3-2	1-2-1	12-4-1	2-0-0	0-0-0	2-9-3
#25/25 DePAUL	0-0-0	2-0-0	17-8-3	15-14-1	13-3-6	16-6-3	7-7-1	8-4-4	0-2-0	12-8-4	0-0-0	DNP	2-3-0
(1) vs. Duquesne	0-0-2	3-3-1	11-10-3	6-2-0	11-4-4	22-3-1	6-1-2	12-2-3	3-1-1	16-3-3	3-5-0	2-2-0	5-4-1
(2) at #10/11 Penn State	DNP	DNP	21-10-1	12-10-2	2-3-3	13-5-2	0-0-0	9-0-3	DNP	17-8-1	0-1-0	DNP	3-5-5
UCLA	3-0-4	4-1-0	12-9-2	6-7-1	3-2-2	12-5-6	21-5-3	8-2-7	0-1-2	15-6-3	4-3-0	0-0-0	2-5-1
at Michigan	0-0-0	1-1-2	18-9-3	7-2-1	8-3-4	8-3-4	4-1-1	14-0-3	0-0-0	20-4-3	2-0-0	DNP	4-4-1
CENTRAL MICHIGAN	4-0-4	6-0-0	4-3-1	4-4-2	11-0-6	18-8-4	4-5-0	17-1-6	0-2-1	30-11-3	6-1-0	0-0-0	2-2-3
at Oregon State	DNP	DNP	16-9-1	5-4-2	7-2-2	20-8-1	7-7-1	5-0-1	DNP	10-5-4	DNP	DNP	0-8-4
SOUTH DAKOTA STATE	4-1-4	8-1-0	13-13-6	8-6-2	6-1-3	18-2-3	13-5-2	2-1-4	2-5-0	14-6-1	0-1-0	0-1-0	6-6-3
• CLEMSON	0-0-0	0-0-0	15-13-3	2-4-1	11-2-4	16-3-3	0-0-0	0-1-0	2-0-0	16-6-2	0-0-1	DNP	9-4-1
• BOSTON COLLEGE	4-3-1	6-2-0	4-2-8	15-1-2	0-5-5	20-8-3	6-3-0	18-3-1	0-0-1	14-2-1	6-3-1	0-1-0	2-0-1
• at Virginia	DNP	DNP	26-16-3	4-5-0	1-1-0	23-4-5	0-1-1	3-1-0	DNP	17-7-3	0-0-0	DNP	5-7-0
• at Pittsburgh	3-1-1	4-2-1	14-7-5	10-7-1	8-1-3	20-4-4	9-6-1	13-0-5	2-0-1	20-3-3	6-2-0	DNP	DNP
at #11/10 Tennessee	DNP	DNP	15-7-3	9-1-0	0-3-4	22-7-7	12-4-3	15-2-3	DNP	11-4-2	DNP	DNP	2-5-1
• MIAMI	0-0-1	0-0-0	23-9-0	0-4-3	16-3-5	15-9-5	10-6-1	10-1-3	2-3-0	DNP	0-1-0	0-4-0	3-9-1
• at #8/6 Maryland	DNP	DNP	7-3-1	2-2-3	6-1-1	20-4-3	0-0-1	13-1-2	DNP	31-7-6	2-3-2	DNP	6-2-1
• VIRGINIA TECH	0-0-0	5-2-0	10-5-3	15-3-0	7-3-8	18-1-1	3-13-3	0-0-2	2-0-0	14-6-0	0-1-1	0-1-0	0-4-1
• at #3/3 Duke	2-0-0	1-1-0	15-9-1	5-3-1	15-3-2	23-11-5	0-0-0	8-1-1	0-0-1	17-6-5	2-3-2	DNP	0-0-1
• at Florida State	0-0-0	0-0-0	24-5-4	12-3-0	0-3-6	14-3-4	4-2-1	6-2-1	0-2-0	18-5-2	0-1-0	0-0-0	3-6-1
• SYRACUSE	4-2-1	2-2-0	14-6-3	7-5-4	0-1-5	18-6-5	9-9-1	18-2-1	1-2-2	23-4-1	2-2-0	0-0-0	3-5-1
• at Boston College	2-1-0	0-1-0	13-4-4	9-3-2	6-1-3	19-3-4	4-4-1	8-0-0	1-0-0	18-5-3	0-0-0	0-0-0	2-3-1
• GEORGIA TECH	0-1-0	0-0-0	21-10-3	5-3-2	4-8-5	12-5-8	2-1-0	10-3-0	0-0-0	27-9-2	0-0-0	DNP	6-6-0
• at Wake Forest	0-0-0	0-0-0	7-8-1	10-8-2	6-1-2	19-7-2	2-2-0	9-3-2	0-2-0	29-10-2	0-0-0	0-0-0	4-6-2
• #7/7 DUKE	0-0-0	0-0-0	15-7-6	0-2-2	4-4-3	31-7-4	0-0-2	6-0-3	0-0-0	21-4-2	0-0-0	DNP	4-4-1
• #14/11 NORTH CAROLINA	2-0-0	2-0-0	24-8-2	6-5-1	9-3-5	28-3-3	7-1-1	3-4-2	0-1-0	12-10-2	0-0-1	0-0-0	7-5-2
• at #13/17 N.C. State	0-0-2	0-2-0	19-6-2	5-7-1	6-1-4	12-7-6	4-0-1	4-0-2	2-0-0	18-5-1	2-0-0	DNP	12-8-0
• (3) vs. Florida State	0-0-1	2-1-1	11-4-2	8-2-3	2-2-5	13-5-3	5-2-2	12-1-4	4-0-0	17-5-2	6-3-1	DNP	3-1-0
• (3) vs. #14/17 N.C. State	4-1-1	0-1-1	8-6-1	7-5-0	2-1-2	10-5-2	10-7-1	10-0-0	0-5-2	16-6-1	6-1-2	4-1-0	6-4-0
• (3) vs. #10/10 Duke	DNP	DNP	8-7-2	2-5-1	0-1-4	25-4-2	DNP	7-1-1	DNP	26-7-2	0-1-0	DNP	1-2-0
• (4) vs. Robert Morris	2-0-0	2-0-0	15-6-3	6-2-3	2-2-7	9-1-4	13-8-1	16-0-3	0-2-0	15-7-0	3-3-2	0-0-0	10-8-0
• (4) vs. Arizona State	0-1-0	0-1-0	25-11-1	5-1-0	4-2-2	22-5-9	4-1-1	3-1-1	0-1-0	19-7-1	0-0-0	DNP	2-6-4
• (5) #21/18 OKLAHOMA STATE	1-0-0	0-0-0	23-7-6	4-2-0	5-4-6	18-5-4	8-2-1	2-1-0	0-0-0	20-12-0	6-7-1	DNP	2-2-0
• (5) #5/6 BAYLOR	0-0-0	0-0-0	19-15-1	4-4-0	8-3-3	11-2-5	2-6-0	4-1-0	0-0-0	30-5-2	0-0-0	DNP	10-6-2
• (6) vs. #11/9 Maryland	0-0-2	0-1-0	DNP	9-5-4	9-3-5	28-7-2	7-5-1	0-1-0	4-0-0	16-9-0	12-9-1	DNP	2-2-0
• (6) vs. #1/1 Connecticut	0-0-0	0-0-0	DNP	6-4-1	2-3-5	21-5-2	2-3-2	10-1-2	2-0-0	13-6-2	0-0-1	DNP	2-4-0

Games started in **boldface** // home games in ALL CAPS // DNP = did not play

• = Atlantic Coast Conference (ACC) game // 1 = Game played in Toronto, Ontario // 2 = Big Ten/ACC Challenge // 3 = ACC Championship (Greensboro, N.C.)

4 = NCAA Notre Dame Region - First/Second Rounds (Toledo, Ohio) // 5 = NCAA Notre Dame Regional (Notre Dame, Ind.) // 6 = NCAA Women's Final Four (Nashville, Tenn.)





2013-14 Miscellaneous Statistics

LEADING SCORER

Jewell Loyd	15 (19)
Kayla McBride	15 (34)
Natalie Achonwa	8 (17)
Michaela Mabrey	2 (2)
Madison Cable	1 (1)

LEADING REBOUNDER

Natalie Achonwa	16 (51)
Jewell Loyd	10 (14)
Kayla McBride	7 (16)
Ariel Braker	6 (11)
Taya Reimer	5
Madison Cable	4 (5)
Markisha Wright	1 (7)

LEADER IN ASSISTS

Lindsay Allen	20
Kayla McBride	14 (20)
Natalie Achonwa	6 (9)
Michaela Mabrey	5 (5)
Jewell Loyd	4 (6)
Ariel Braker	3 (4)
Taya Reimer	3
Hannah Huffman	1 (1)
Markisha Wright	1 (1)

GAMES STARTED

Lindsay Allen	38
Kayla McBride	38 (114)
Ariel Braker	37 (70)
Jewell Loyd	37 (72)
Natalie Achonwa	33 (71)
Taya Reimer	6
Michaela Mabrey	1 (1)

CHARGES TAKEN

Opponents	36
Notre Dame	58
Natalie Achonwa	24 (52)
Madison Cable	9 (17)
Lindsay Allen	6
Ariel Braker	6 (12)
Jewell Loyd	6 (19)
Markisha Wright	4 (15)
Michaela Mabrey	1 (1)
Kayla McBride	1 (5)
Taya Reimer	1

20-POINT SCORING GAMES

Opponents	15
Notre Dame	36
Kayla McBride	14 (22)
Jewell Loyd	13 (15)
Natalie Achonwa	8 (15)
Madison Cable	1 (1)
30-POINT SCORING GAMES	
Opponents	2
Notre Dame	4
Jewell Loyd	3 (3)
Kayla McBride	1 (1)

TECHNICAL FOULS

Opponents	3
Notre Dame	4
Natalie Achonwa	3 (5)
Madison Cable	1 (1)

FOUR-POINT PLAYS

Opponents	0
Notre Dame	0

THREE-POINT PLAYS

Opponents	41
Notre Dame	61
Jewell Loyd	17 (22)
Natalie Achonwa	11 (31)
Kayla McBride	9 (33)
Lindsay Allen	8
Taya Reimer	6
Ariel Braker	5 (18)
Michaela Mabrey	3 (3)
Madison Cable	1 (2)
Kristina Nelson	1

NO'S FIRST SUBSTITUTION

Taya Reimer	29
Michaela Mabrey	21
Markisha Wright	4

BENCH POINTS

Opponents	599 (15.8 ppg.)
Notre Dame	963 (25.3 ppg.)

SHOT CLOCK VIOLATIONS FORCED

Opponents	5
Notre Dame	17

10-SECOND BACKCOURT VIOLATIONS FORCED

Opponents	0
Notre Dame	2

JUMP BALLS CONTROLLED

Opponents	12
Notre Dame	26
Natalie Achonwa	23/33 (.697)
Taya Reimer	3/5 (.600)

FIRST SCORE

Opponents	10
Notre Dame	28
Jewell Loyd	9
Kayla McBride	7
Natalie Achonwa	6
Lindsay Allen	3
Ariel Braker	2
Taya Reimer	1

RUNS OF 10-0 OR BETTER

Opponents	1
Notre Dame	43

LARGEST HALFTIME LEAD

35, twice (MR: 50-15 vs. Robert Morris, 3/22/14)

LARGEST HALFTIME DEFICIT

7, 45-38 vs. Connecticut (4/8/14)

LARGEST LEAD

54, 93-39 (2:17 - 2nd) vs. Robert Morris (3/22/14)

LARGEST DEFICIT

24, 71-47 (3:46 - 2nd) vs. Connecticut (4/8/14)
--

LARGEST DEFICIT OVERCOME IN A WIN

12, 39-27 (5:22 - 1st) at Tennessee (1/20/14)
--

LARGEST LEAD GIVEN UP IN A LOSS

2, 8-6 (15:37 - 1st) vs. Connecticut (4/8/14)
--

LARGEST WIN

51, 93-42 vs. Robert Morris (3/22/14)
--

LARGEST DEFEAT

21, 79-58 vs. Connecticut (4/8/14)

MOST CONSECUTIVE PTS

21 (10:38 to 5:12 - 1st) vs. Florida State (3/7/14)
--

MOST CONSECUTIVE PTS BY OPPONENT

16 (15:16 to 11:02 - 1st) by Connecticut (4/8/14)
--

LONGEST WINNING STREAK

37 (11/9-4/6)

LONGEST LOSING STREAK

1 (4/8)

NOTE: totals may not add up to games played due to ties ... figures in parentheses by player totals are career totals

Double-Figure Points

	2013-14	Career
Jewell Loyd	37	61
Kayla McBride	35	100
Natalie Achonwa	26	79
Michaela Mabrey	17	20
Taya Reimer	10	10
Lindsay Allen	7	7
Madison Cable	6	9
Ariel Braker	3	13
Markisha Wright	1	8
Whitney Holloway	0	1

Double-Figure Rebounds

	2013-14	Career
Natalie Achonwa	8	29
Jewell Loyd	5	7
Taya Reimer	4	4
Madison Cable	1	1
Kayla McBride	1	6
Ariel Braker	0	2
Markisha Wright	0	3

5-5 Games (aka "Stat Sheet Stuffers")

	2013-14	Career
Kayla McBride	10	13
Natalie Achonwa	4	5
Jewell Loyd	2	5
Lindsay Allen	1	1
Taya Reimer	1	1
Madison Cable	0	1

NOTE: At least 5 in three of five statistical categories (points, rebounds, assists, steals or blocks)

Double-Doubles

	2013-14	Career
Natalie Achonwa	8	28
11 pts., 10 rebs. vs. Duquesne, 12/1		
21 pts., 10 rebs. at #10/11 Penn State, 12/4		
13 pts., 13 rebs. vs. South Dakota State, 1/2		
15 pts., 13 rebs. vs. Clemson, 1/5		
26 pts., 16 rebs. at Virginia, 1/12		
21 pts., 10 rebs. vs. Georgia Tech, 2/17		
25 pts., 11 rebs. vs. Arizona State, 3/24		
19 pts., 15 rebs. vs. #5/6 Baylor, 3/31		
Jewell Loyd	5	6
19 pts., 11 rebs. vs. UNC Wilmington, 11/9		
30 pts., 11 rebs. vs. Central Michigan, 12/22		
29 pts., 10 rebs. at Wake Forest, 2/20		
12 pts., 10 rebs. vs. #14/11 North Carolina, 2/27		
20 pts., 12 rebs. vs. #21/18 Oklahoma St., 3/29		
Taya Reimer	3	3
19 pts., 13 rebs. vs. #19/18 Michigan St., 11/11		
15 pts., 14 rebs. vs. #25/25 DePaul, 11/26		
12 pts., 10 rebs. at #10/11 Penn State, 12/4		
Kayla McBride	1	4
23 pts., 11 rebs. at #3/3 Duke, 2/2		
Markisha Wright	0	2

Clutch Free-throws (final 5 min. of game)

	FT-FTA	Pct.
Madison Cable	19-20	.950
Markisha Wright	11-12	.917
Lindsay Allen	8-9	.889
Kayla McBride	15-18	.833
Jewell Loyd	10-12	.833
Michaela Mabrey	8-10	.800
Natalie Achonwa	11-14	.786
Ariel Braker	6-9	.667
Taya Reimer	6-10	.600
Hannah Huffman	8-14	.571
Kristina Nelson	6-11	.545
Whitney Holloway	5-12	.417
'13-14 Team Totals	113-151	.748

INTRODUCTION

2014-15 SEASON PREVIEW

STUDENT-ATHLETES

COACHING STAFF

2014-15 OPPONENTS

2013-14 SEASON IN REVIEW

RECORDS

HISTORY

77

2013-14 Box Scores

GAME	1	#6/7 NOTRE DAME 99
		UNC WILMINGTON 50
		November 9, 2013 Purcell Pavilion (Notre Dame, Ind.)

UNC Wilmington (50)												
PLAYER	MIN	FG-A	3FG-A	FT-A	REB	AST	PFT	PFT	PFT	PFT	PFT	PFT
Flowers	30	4-6	0-0	0-1	5	0	4	8				
Teague	27	1-8	0-2	2-4	2	0	4	4				
Mobley	23	4-12	0-0	4-7	3	1	4	12				
Atkins	40	6-15	2-8	2-6	5	5	2	16				
Reeves	35	0-9	0-3	1-2	5	2	1	1				
McMillan	22	1-5	0-2	0-0	1	1	1	2				
Cain	23	2-5	1-2	2-4	1	0	4	7				
Team								2				
Totals	200	18-60	3-17	11-24	24	9	20	50				

Notre Dame (99)												
PLAYER	MIN	FG-A	3FG-A	FT-A	REB	AST	PFT	PFT	PFT	PFT	PFT	PFT
Reimer	20	3-4	0-0	0-0	12	2	2	6				
Braker	10	2-3	0-0	1-1	4	2	3	5				
Allen	16	4-5	1-2	2-3	0	2	2	11				
McBride	21	6-11	1-2	4-4	5	4	2	17				
Loyd	21	8-11	0-0	3-5	11	2	1	19				
Holloway	16	0-2	0-0	0-0	2	3	4	0				
Nelson	14	4-5	0-0	1-2	4	1	4	9				
Cable	14	1-2	0-0	1-1	2	1	2	3				
Mabrey	27	7-13	1-4	4-5	3	6	3	19				
Huffman	23	1-2	0-0	0-0	5	4	0	2				
Wright	18	3-4	0-0	2-4	5	0	1	8				
Team								1				
Totals	200	39-62	3-8	18-25	54	27	24	99				

UNC Wilmington	22	28	—	50
Notre Dame	51	48	—	99

FG Pct: UNC Wilmington 30.0, Notre Dame 62.9. **3-PT FG Pct:** UNC Wilmington 17.6, Notre Dame 37.5. **FT Pct:** UNC Wilmington 45.8, Notre Dame 72.0. **Turnovers:** UNC Wilmington 12, Notre Dame 15. **Blocked Shots:** UNC Wilmington 1, Notre Dame 6 (Reimer, Loyd 3). **Steals:** UNC Wilmington 8 (Mobley, Cain 3), Notre Dame 8 (Allen, Mabrey 2). **Attendance:** 8,572.

GAME	2	#6 NOTRE DAME 81
		#19/18 MICHIGAN STATE 62
		November 11, 2013 Purcell Pavilion (Notre Dame, Ind.)

Michigan State (62)												
PLAYER	MIN	FG-A	3FG-A	FT-A	REB	AST	PFT	PFT	PFT	PFT	PFT	PFT
Pickrel	39	5-14	1-4	0-0	12	5	0	11				
Mills	39	7-13	0-2	1-2	9	1	4	15				
Johnson	37	1-8	0-2	0-0	2	4	4	2				
Bell	37	6-10	0-2	0-0	2	1	2	12				
Powers	18	2-3	0-0	0-0	2	4	3	4				
Jankoska	21	4-9	2-6	4-4	1	1	1	14				
Harris	1	0-1	0-1	0-0	0	0	0	0				
Agee	8	2-4	0-0	0-2	0	0	1	4				
Team								1				
Totals	200	27-62	3-17	5-8	29	16	15	62				

Notre Dame (81)												
PLAYER	MIN	FG-A	3FG-A	FT-A	REB	AST	PFT	PFT	PFT	PFT	PFT	PFT
Reimer	31	8-13	0-0	3-4	13	5	3	19				
Braker	20	3-3	0-0	1-2	8	2	0	7				
Allen	31	2-6	1-2	2-3	0	5	1	7				
McBride	36	6-23	1-3	2-2	9	5	1	15				
Loyd	36	8-20	2-3	4-5	9	4	1	22				
Holloway	1	0-0	0-0	0-0	0	0	0	0				
Nelson	1	1-1	0-0	0-0	0	0	0	2				
Cable	10	1-1	0-0	1-2	1	0	0	3				
Mabrey	18	0-2	0-2	0-0	0	1	2	0				
Huffman	2	0-0	0-0	0-0	1	1	0	0				
Wright	14	2-4	0-0	2-2	5	0	0	6				
Team								6				
Totals	200	31-73	4-10	15-20	52	23	8	81				

Michigan State	24	38	—	62
Notre Dame	36	45	—	81

FG Pct: Michigan State 43.5, Notre Dame 42.5. **3-PT FG Pct:** Michigan State 17.6, Notre Dame 40.0. **FT Pct:** Michigan State 62.5, Notre Dame 75.0. **Turnovers:** Michigan State 15, Notre Dame 16. **Blocked Shots:** Michigan State 6 (Pickrel, Mills 2), Notre Dame 1. **Steals:** Michigan State 9 (Johnson 3), Notre Dame 10 (Allen, Loyd 3). **Attendance:** 8,242.

GAME	3	#5/6 NOTRE DAME 96
		VALPARAISO 46
		November 16, 2013 Purcell Pavilion (Notre Dame, Ind.)

Valparaiso (46)												
PLAYER	MIN	FG-A	3FG-A	FT-A	REB	AST	PFT	PFT	PFT	PFT	PFT	PFT
Karungi	22	2-5	0-0	3-4	7	0	5	7				
Dean	36	2-9	1-4	0-0	0	2	2	5				
Miller, L.	25	1-4	0-1	0-0	3	2	0	2				
Richardson	30	1-6	0-2	6-6	3	2	1	8				
Wiedemann	35	3-10	3-6	0-0	1	1	4	9				
Hamlet, E.	21	0-3	0-2	0-1	2	0	0	0				
Miller, F.	13	1-4	0-1	2-2	1	1	1	4				
Horton	17	3-4	1-1	4-4	0	0	0	11				
Taylor	1	0-0	0-0	0-0	0	0	0	0				
Team								5				
Totals	200	13-45	5-17	15-17	22	8	13	46				

Notre Dame (96)												
PLAYER	MIN	FG-A	3FG-A	FT-A	REB	AST	PFT	PFT	PFT	PFT	PFT	PFT
Reimer	22	5-9	0-0	3-6	1	6	0	13				
Braker	18	3-5	0-0	1-3	8	1	1	7				
Allen	25	7-10	1-1	0-0	2	2	2	15				
McBride	22	3-6	0-0	2-2	6	3	1	8				
Loyd	21	9-14	0-2	4-4	7	3	0	22				
Holloway	9	0-2	0-1	0-0	0	2	2	0				
Nelson	11	3-4	0-0	0-1	3	0	2	6				
Cable	17	3-5	2-3	0-0	6	0	0	8				
Mabrey	20	5-14	1-5	0-0	3	4	3	11				
Huffman	19	2-4	0-0	0-0	5	1	1	4				
Wright	9	0-1	0-0	0-0	0	0	2	0				
Thompson	7	1-2	0-0	0-0	3	0	2	2				
Team								5				
Totals	200	41-76	4-12	10-16	49	22	16	96				

Valparaiso	24	22	—	46
Notre Dame	46	50	—	96

FG Pct: Valparaiso 28.9, Notre Dame 53.9. **3-PT FG Pct:** Valparaiso 29.4, Notre Dame 33.3. **FT Pct:** Valparaiso 88.2, Notre Dame 62.5. **Turnovers:** Valparaiso 24, Notre Dame 12. **Blocked Shots:** Valparaiso 1, Notre Dame 5 (Reimer 4). **Steals:** Valparaiso 6 (Wiedemann 2), Notre Dame 18 (Braker, Loyd 4). **Attendance:** 8,508.



GAME

4

#5/6 NOTRE DAME 76

PENN 54

November 23, 2013

The Palestra (Philadelphia, Pa.)

GAME

5

#5/6 NOTRE DAME 92

#25 DEPAUL 76

November 26, 2013

Purcell Pavilion (Notre Dame, Ind.)

GAME

6

#5/6 NOTRE DAME 100

DUQUESNE 61

December 1, 2013

Mattamy Athletic Centre (Toronto, Ontario)

INTRODUCTION

2014-15 SEASON PREVIEW

STUDENT-ATHLETES

COACHING STAFF

2014-15 OPPONENTS

2013-14 SEASON IN REVIEW

RECORDS

HISTORY

Notre Dame (76)												
PLAYER	MIN	FG-A	3FG-A	FT-A	REB	AST	PFT	P	T	F	T	P
Achonwa	14	2-4	0-0	0-0	3	3	1	4				
Braker	20	1-4	0-0	0-4	9	3	0	2				
Allen	28	3-4	0-0	2-2	5	7	3	8				
McBride	32	6-13	2-2	1-2	9	5	1	15				
Loyd	32	4-13	0-1	4-4	4	1	1	12				
Holloway	1	0-0	0-0	0-0	0	0	0	0				
Nelson	1	0-1	0-0	0-0	1	0	1	0				
Reimer	22	5-9	0-0	4-4	4	0	4	14				
Cable	12	2-5	1-2	0-1	0	1	1	5				
Mabrey	25	5-9	2-3	1-1	3	2	1	13				
Huffman	5	0-3	0-0	1-2	2	1	1	1				
Wright	8	1-2	0-0	0-0	0	0	2	2				
Thompson	0+	0-0	0-0	0-0	0	0	0	0				
Team								3				
Totals	200	29-67	5-8	13-20	43	23	16	76				

Penn (54)												
PLAYER	MIN	FG-A	3FG-A	FT-A	REB	AST	PFT	P	T	F	T	P
Bonenberger	21	2-8	0-1	2-2	6	0	5	6				
Allen	34	5-9	1-1	0-0	4	1	2	11				
Baron	32	4-16	1-3	1-2	3	5	2	10				
Roche	21	2-3	1-2	0-0	3	2	1	5				
McCullough	34	1-6	0-2	0-0	2	3	2	2				
Falconer	0+	0-0	0-0	0-0	0	0	0	0				
Juday	2	0-1	0-1	0-0	0	0	0	0				
Cheney	3	0-0	0-0	1-2	3	0	0	1				
Lockett	9	1-2	0-1	0-0	1	2	0	2				
Stipanovich	18	4-6	0-0	3-4	6	1	4	11				
Gibbons	0+	0-0	0-0	0-0	0	0	0	0				
Connell	5	0-0	0-0	0-2	1	0	0	0				
Busch	8	0-2	0-1	0-0	1	1	1	0				
Wilson	13	2-3	0-0	2-2	4	0	1	6				
Team								3				
Totals	200	21-56	3-12	9-14	37	15	18	54				
Notre Dame	34	42	—	76								
Penn	22	32	—	54								

FG Pct: Notre Dame 43.3, Penn 37.5. **3-PT FG Pct:** Notre Dame 62.5, Penn 25.0. **FT Pct:** Notre Dame 65.0, Penn 64.3. **Turnovers:** Notre Dame 12, Penn 20. **Blocked Shots:** Notre Dame 4, Penn 3. **Steals:** Notre Dame 12 (Allen 4), Penn 7 (Bonenberger, Allen, Stipanovich 2). **Attendance:** 1,025.

DePaul (76)												
PLAYER	MIN	FG-A	3FG-A	FT-A	REB	AST	PFT	P	T	F	T	P
Penny	23	2-7	0-0	0-0	3	2	5	4				
Harvey-Carr	3	0-2	0-0	0-0	0	0	0	0				
Hrynko	18	3-13	1-2	4-4	1	2	4	11				
Jenkins	35	4-11	2-6	1-2	2	6	4	11				
Podkowa	35	6-11	1-3	4-5	13	1	3	17				
January	33	5-14	1-4	2-3	8	4	2	13				
Reynolds	17	0-2	0-1	2-2	1	0	3	2				
Rogowski	33	6-12	3-5	3-4	2	1	3	18				
McGee	3	0-0	0-0	0-0	0	0	2	0				
Team								3				
Totals	200	26-72	8-21	16-20	33	16	30	76				

Notre Dame (92)												
PLAYER	MIN	FG-A	3FG-A	FT-A	REB	AST	PFT	P	T	F	T	P
Achonwa	27	8-14	0-0	1-3	8	3	2	17				
Braker	9	1-2	0-0	0-0	3	0	0	2				
Allen	34	6-8	1-1	0-0	3	6	3	13				
McBride	30	6-9	1-2	3-5	6	3	3	16				
Loyd	31	4-9	0-2	4-6	8	4	3	12				
Holloway	1	0-0	0-0	0-0	0	0	0	0				
Nelson	1	0-0	0-0	2-2	0	0	1	2				
Reimer	22	2-10	0-0	11-14	14	1	1	15				
Cable	14	2-3	1-2	2-2	7	1	2	7				
Mabrey	24	3-11	2-7	0-1	4	4	1	8				
Huffman	6	0-0	0-0	0-0	2	0	0	0				
Wright	1	0-0	0-0	0-0	0	0	0	0				
Team								3				
Totals	200	32-66	5-14	23-33	58	22	16	92				
DePaul	41	35	—	76								
Notre Dame	45	47	—	92								

FG Pct: DePaul 36.1, Notre Dame 48.5. **3-PT FG Pct:** DePaul 38.1, Notre Dame 35.7. **FT Pct:** DePaul 80.0, Notre Dame 69.7. **Turnovers:** DePaul 14, Notre Dame 22. **Blocked Shots:** DePaul 0, Notre Dame 3 (Reimer 2). **Steals:** DePaul 16 (Podkowa 6), Notre Dame 6. **Attendance:** 8,518.

Duquesne (61)												
PLAYER	MIN	FG-A	3FG-A	FT-A	REB	AST	PFT	P	T	F	T	P
Agunbiade	37	8-17	0-0	7-8	7	2	3	23				
Johnson	19	1-4	0-0	3-8	3	0	3	5				
Szesci	38	8-13	1-2	3-3	7	3	1	20				
Moore	38	1-7	0-2	4-4	4	4	2	6				
Robinson	28	0-4	0-3	2-2	2	3	4	2				
Szamosi	2	0-0	0-0	0-0	1	0	0	0				
Duling	2	0-0	0-0	1-2	0	0	1	1				
Heintz	15	1-6	0-1	2-2	1	2	1	4				
Nurkic	13	0-2	0-1	0-0	0	0	0	0				
King	8	0-2	0-0	0-0	0	0	3	0				
Team								4				
Totals	200	19-55	1-9	22-29	29	14	18	61				

Notre Dame (100)												
PLAYER	MIN	FG-A	3FG-A	FT-A	REB	AST	PFT	P	T	F	T	P
Achonwa	19	4-9	0-0	3-3	10	3	4	11				
Braker	17	2-3	0-0	1-1	4	1	2	5				
Allen	21	4-4	1-1	2-3	4	4	3	11				
McBride	27	9-15	2-3	2-2	3	1	1	22				
Loyd	22	8-12	0-2	0-1	3	3	1	16				
Holloway	6	0-1	0-0	0-0	0	2	1	0				
Nelson	6	1-1	0-0	1-3	3	1	5	3				
Reimer	19	3-6	0-0	0-0	2	0	3	6				
Cable	13	3-5	0-0	0-0	1	2	3	6				
Mabrey	21	5-8	2-3	0-0	2	3	1	12				
Huffman	13	1-2	0-0	1-2	1	1	0	3				
Wright	13	1-2	0-0	1-2	5	0	2	3				
Thompson	3	1-1	0-0	0-0	2	0	0	2				
Team								3				
Totals	200	42-69	5-9	11-17	43	21	26	100				
Duquesne	22	39	—	61								
Notre Dame	47	53	—	100								

FG Pct: Duquesne 34.5, Notre Dame 60.9. **3-PT FG Pct:** Duquesne 11.1, Notre Dame 55.6. **FT Pct:** Duquesne 75.9, Notre Dame 64.7. **Turnovers:** Duquesne 21, Notre Dame 18. **Blocked Shots:** Duquesne 5 (Szesci, Moore 2), Notre Dame 6. **Steals:** Duquesne 6 (Moore, Robinson 2), Notre Dame 12 (Loyd 3). **Attendance:** 933 (sellout).

2013-14 Box Scores

GAME

7

#4/5 NOTRE DAME 77

#10/11 PENN STATE 67

Big Ten/ACC Challenge

December 4, 2013

Bryce Jordan Center (University Park, Pa.)

Notre Dame (77)										
PLAYER	MIN	FG-A	3FG-A	FT-A	REB	AST	PFT	PFT	P	F
Achonwa	35	8-15	0-0	5-7	10	1	2	21	2	1
Braker	17	1-4	0-0	1-1	5	5	3	3	3	3
Allen	29	0-1	0-0	2-2	3	3	2	2	2	2
McBride	37	4-15	1-3	4-4	5	2	2	13	2	13
Loyd	38	6-19	1-2	4-4	8	1	3	17	3	17
Reimer	23	5-10	0-0	2-2	10	2	2	12	2	12
Cable	5	0-1	0-1	0-0	0	0	2	0	2	0
Mabrey	15	3-7	2-5	1-2	0	3	4	9	3	4
Wright	1	0-1	0-0	0-0	1	0	1	0	1	0
Team					2					
Totals	200	27-73	4-11	19-22	44	17	21	77		

Penn State (67)										
PLAYER	MIN	FG-A	3FG-A	FT-A	REB	AST	PFT	PFT	P	F
East	29	4-5	0-0	4-4	8	0	4	12	4	12
Waldner	21	3-6	0-0	1-2	3	1	4	7	1	4
Taylor	38	5-15	1-2	3-3	3	6	2	14	6	2
Edwards	36	7-12	1-4	3-3	3	1	2	18	3	1
Lucas	29	1-8	1-2	4-4	1	1	5	7	1	5
Agee	6	0-2	0-0	0-0	0	0	0	0	0	0
Sevillian	4	0-0	0-0	2-2	1	0	0	2	0	0
Harris	13	0-2	0-0	2-2	5	0	2	2	0	2
Mitchell	20	2-4	0-1	1-2	5	0	3	5	0	3
Whitted	4	0-0	0-0	0-0	0	0	1	0	0	1
Team					7					
Totals	200	22-54	3-9	20-22	36	9	23	67		
Notre Dame	42	35	—	77						
Penn State	28	39	—	67						

FG Pct: Notre Dame 37.0, Penn State 40.7. **3-PT FG Pct:** Notre Dame 36.4, Penn State 33.3. **FT Pct:** Notre Dame 86.4, Penn State 90.9. **Turnovers:** Notre Dame 15, Penn State 22. **Blocked Shots:** Notre Dame 3 (Achonwa 2), Penn State 7 (East 3). **Steals:** Notre Dame 11 (Reimer 3), Penn State 11 (Taylor, Mitchell 3). **Attendance:** 5,805.

GAME

8

#4/5 NOTRE DAME 90

UCLA 48

December 7, 2013

Purcell Pavilion (Notre Dame, Ind.)

UCLA (48)										
PLAYER	MIN	FG-A	3FG-A	FT-A	REB	AST	PFT	PFT	P	F
Nyingifa	40	8-25	0-1	3-4	10	1	0	19	1	0
Livolo	11	0-5	0-0	0-0	1	0	5	0	0	5
Lemberger	39	7-19	3-6	0-0	2	5	3	17	5	3
Holiday	29	3-7	0-0	0-0	8	2	0	6	2	0
Fields	32	3-14	0-4	0-0	3	1	3	6	1	3
Williams	9	0-0	0-0	0-0	1	1	0	0	1	0
Gardner	22	0-2	0-0	0-0	4	0	1	0	0	1
Brooks	18	0-3	0-3	0-0	2	1	1	0	1	0
Team					4					
Totals	200	21-75	3-14	3-4	35	11	13	48		

Notre Dame (90)										
PLAYER	MIN	FG-A	3FG-A	FT-A	REB	AST	PFT	PFT	P	F
Achonwa	20	6-10	0-0	0-0	9	2	1	12	2	1
Braker	22	1-3	0-0	0-0	5	1	0	2	1	0
Allen	10	1-3	1-2	0-0	2	2	4	3	2	4
McBride	25	5-9	0-0	2-2	5	6	0	12	6	0
Loyd	21	6-13	1-2	2-2	6	3	2	15	3	2
Holloway	7	1-1	1-1	0-0	0	4	0	3	4	0
Nelson	5	2-2	0-0	0-0	1	0	1	4	0	1
Reimer	23	3-6	0-0	0-0	7	1	0	6	1	0
Cable	25	7-8	5-6	2-3	5	3	0	21	3	0
Mabrey	24	3-8	2-6	0-0	2	7	1	8	7	1
Huffman	8	0-0	0-0	0-0	1	2	0	0	2	0
Wright	8	1-1	0-0	2-2	3	0	1	4	0	1
Thompson	2	0-0	0-0	0-0	0	0	0	0	0	0
Team					2					
Totals	200	36-64	10-17	8-9	48	31	10	90		

UCLA 20 28 — 48
Notre Dame 44 46 — 90
FG Pct: UCLA 28.0, Notre Dame 56.3. **3-PT FG Pct:** UCLA 21.4, Notre Dame 58.8. **FT Pct:** UCLA 75.0, Notre Dame 88.9. **Turnovers:** UCLA 15, Notre Dame 17. **Blocked Shots:** UCLA 3 (Gardner 2), Notre Dame 8 (Reimer 3). **Steals:** UCLA 12 (Nyingifa 4), Notre Dame 9 (Mabrey 4). **Attendance:** 8,581.

GAME

9

#4 NOTRE DAME 86

MICHIGAN 64

December 14, 2013

Crisler Center (Ann Arbor, Mich.)

Notre Dame (86)										
PLAYER	MIN	FG-A	3FG-A	FT-A	REB	AST	PFT	PFT	P	F
Achonwa	27	8-11	0-0	2-2	9	3	2	18	2	1
Braker	11	0-0	0-0	4-4	4	1	1	4	1	1
Allen	28	2-6	1-3	3-3	3	4	1	8	4	1
McBride	28	4-10	0-1	0-0	3	4	1	8	4	1
Loyd	34	10-14	0-2	0-0	4	3	3	20	3	3
Holloway	3	0-0	0-0	0-0	0	0	1	0	0	1
Nelson	3	0-0	0-0	1-2	1	2	0	1	2	0
Reimer	18	2-2	0-0	3-3	2	1	2	7	2	1
Cable	16	2-3	0-1	0-0	1	1	1	4	1	1
Mabrey	24	5-10	4-8	0-0	0	3	0	14	3	0
Huffman	3	0-0	0-0	0-0	0	0	2	0	0	2
Wright	5	1-2	0-0	0-0	0	0	0	2	0	0
Team					2					
Totals	200	34-58	5-15	13-14	29	22	14	86		

Michigan (64)										
PLAYER	MIN	FG-A	3FG-A	FT-A	REB	AST	PFT	PFT	P	F
Goree	24	6-11	0-0	3-4	7	0	2	15	0	2
Driscoll	30	1-1	0-0	0-0	7	0	3	2	0	3
Ristovski	29	1-10	0-1	0-0	0	2	3	2	2	3
Thompson	34	4-10	2-3	0-0	2	0	2	10	0	2
Elmblad	24	3-7	0-0	3-4	4	3	2	9	3	2
Smith	33	7-12	1-4	8-9	0	3	1	23	3	1
Rakers	20	1-3	1-3	0-0	1	0	0	3	0	0
Williams	3	0-0	0-0	0-0	0	0	0	0	0	0
Lyttle	1	0-0	0-0	0-0	0	0	0	0	0	0
Seto	2	0-0	0-0	0-0	1	0	0	0	0	0
Team					4					
Totals	200	23-54	4-11	14-17	26	8	13	64		
Notre Dame	47	39	—	86						
Michigan	23	41	—	64						

FG Pct: Notre Dame 58.6, Michigan 42.6. **3-PT FG Pct:** Notre Dame 33.3, Michigan 36.4. **FT Pct:** Notre Dame 92.9, Michigan 82.4. **Turnovers:** Notre Dame 15, Michigan 19. **Blocked Shots:** Notre Dame 3 (Mabrey 2), Michigan 1. **Steals:** Notre Dame 7 (Allen 3), Michigan 7 (Elmblad 3). **Attendance:** 3,330.



GAME

10

#4 NOTRE DAME 106

CENTRAL MICHIGAN 72

December 22, 2013

Purcell Pavilion (Notre Dame, Ind.)

GAME

11

#2 NOTRE DAME 70

OREGON STATE 58

December 29, 2013

Gill Coliseum (Corvallis, Ore.)

GAME

12

#2 NOTRE DAME 94

SOUTH DAKOTA STATE 51

January 2, 2014

Purcell Pavilion (Notre Dame, Ind.)

INTRODUCTION

2014-15 SEASON PREVIEW

STUDENT-ATHLETES

COACHING STAFF

2014-15 OPPONENTS

2013-14 SEASON IN REVIEW

RECORDS

HISTORY

Central Michigan (72)												
PLAYER	MIN	FG-A	3FG-A	FT-A	REB	AST	PFT	P	T	F	T	P
Bracey	20	1-6	0-0	1-5	6	0	3	3	3			
Green	29	2-10	0-1	1-2	1	2	3	5				
Tamm	36	1-3	0-2	0-0	3	6	0	2				
Bradford	33	12-28	2-8	4-6	13	1	2	30				
DiGiulio	21	2-9	1-7	0-0	0	0	2	5				
Turner	17	2-3	0-0	0-2	1	2	3	4				
Cotton	11	1-2	0-0	0-0	2	0	2	2				
LaDuke	11	1-1	0-0	1-2	0	1	1	3				
Simpson	1	0-0	0-0	0-0	0	0	0	0				
Johnson	21	7-11	3-6	1-2	5	1	4	18				
Team								8				
Totals	200	29-73	6-24	8-19	39	13	20	72				

Notre Dame (106)												
PLAYER	MIN	FG-A	3FG-A	FT-A	REB	AST	PFT	P	T	F	T	P
Achonwa	7	2-4	0-0	0-0	3	1	4	4				
Braker	16	1-2	0-0	0-0	2	3	0	2				
Allen	26	3-4	1-2	4-6	0	6	2	11				
McBride	29	8-17	1-2	1-1	8	4	3	18				
Loyd	31	12-15	2-3	4-7	11	3	2	30				
Holloway	6	2-2	0-0	0-0	0	4	1	4				
Nelson	5	3-4	0-0	0-0	0	0	2	6				
Reimer	20	1-3	0-0	2-4	4	2	2	4				
Cable	14	1-4	0-2	2-2	5	0	0	4				
Mabrey	27	6-8	4-5	1-2	1	6	2	17				
Huffman	10	0-1	0-0	0-0	2	1	2	0				
Wright	6	3-3	0-0	0-0	1	0	0	6				
Thompson	3	0-1	0-0	0-0	0	0	1	0				
Team								1				
Totals	200	42-68	8-14	14-22	38	30	21	106				
Central Michigan	28	44	—	72								
Notre Dame	51	55	—	106								

FG Pct: Central Michigan 39.7, Notre Dame 61.8. **3-PT FG Pct:** Central Michigan 25.0, Notre Dame 57.1. **FT Pct:** Central Michigan 42.1, Notre Dame 63.6. **Turnovers:** Central Michigan 25, Notre Dame 17. **Blocked Shots:** Central Michigan 1, Notre Dame 7 (Reimer 3). **Steals:** Central Michigan 9 (Bradford 5), Notre Dame 13 (McBride 3). **Attendance:** 8,775.

Notre Dame (70)												
PLAYER	MIN	FG-A	3FG-A	FT-A	REB	AST	PFT	P	T	F	T	P
Achonwa	29	7-14	0-0	2-2	9	1	3	16				
Braker	22	0-3	0-0	0-0	8	4	2	0				
Allen	18	2-5	0-2	3-5	2	2	4	7				
McBride	36	9-23	0-2	2-4	8	1	2	20				
Loyd	36	5-15	0-2	0-1	5	4	2	10				
Reimer	19	1-3	0-0	3-4	4	2	1	5				
Cable	23	3-4	1-1	0-0	7	1	1	7				
Mabrey	17	2-3	1-1	0-0	0	1	1	5				
Team								3				
Totals	200	29-70	2-8	10-16	46	16	16	70				

Oregon State (58)												
PLAYER	MIN	FG-A	3FG-A	FT-A	REB	AST	PFT	P	T	F	T	P
Hunter	33	2-10	0-3	2-2	10	4	4	6				
Hamblin	34	6-8	0-0	0-0	8	2	1	12				
Gibson	25	1-4	1-1	4-4	3	2	1	7				
Weisner	35	7-16	2-6	2-2	2	3	4	18				
Wiese	40	5-12	3-7	2-2	0	1	1	15				
Brown	3	0-1	0-0	0-0	2	0	1	0				
Siegner	9	0-1	0-0	0-0	2	0	3	0				
Hanson	12	0-2	0-0	0-0	1	1	1	0				
Martin	9	0-1	0-0	0-0	1	2	0	0				
Team								5				
Totals	200	21-55	6-17	10-10	34	15	16	58				
Notre Dame	31	39	—	70								
Oregon State	33	25	—	58								

FG Pct: Notre Dame 41.4, Oregon State 38.2. **3-PT FG Pct:** Notre Dame 25.0, Oregon State 35.3. **FT Pct:** Notre Dame 62.5, Oregon State 100.0. **Turnovers:** Notre Dame 9, Oregon State 14. **Blocked Shots:** Notre Dame 3, Oregon State 10 (Hamblin 9). **Steals:** Notre Dame 8 (Braker, Loyd 2), Oregon State 4 (Wiese 3). **Attendance:** 4,032.

South Dakota State (51)												
PLAYER	MIN	FG-A	3FG-A	FT-A	REB	AST	PFT	P	T	F	T	P
Clarín	17	4-7	0-0	0-0	7	0	2	8				
Stevens	20	3-6	1-2	0-0	5	0	1	7				
Boever	22	3-7	2-2	1-4	0	1	2	9				
Paluch	21	1-5	0-1	5-5	0	3	1	7				
Waytashek	25	2-10	1-4	0-0	1	0	3	5				
Stuart	11	1-2	0-1	0-0	1	0	0	2				
Young	18	1-5	0-2	0-0	0	2	4	2				
Heiser	18	0-2	0-0	1-2	2	5	5	1				
Hart	3	0-1	0-0	0-0	0	0	0	0				
Ober	23	3-8	0-2	0-4	7	0	1	6				
Cornemann	10	0-1	0-1	2-2	1	0	1	2				
Walters	12	0-3	0-3	2-2	1	0	2	2				
Team								3				
Totals	200	18-57	4-18	11-19	28	11	22	51				

Notre Dame (94)												
PLAYER	MIN	FG-A	3FG-A	FT-A	REB	AST	PFT	P	T	F	T	P
Achonwa	21	6-9	0-0	1-1	13	6	1	13				
Braker	14	2-4	0-0	2-3	6	3	1	6				
Allen	23	1-4	0-0	4-4	1	3	1	6				
McBride	20	8-8	2-2	0-0	2	3	0	18				
Loyd	18	6-13	0-1	2-2	6	1	1	14				
Holloway	14	2-2	0-0	0-2	1	4	0	4				
Nelson	8	3-4	0-0	2-3	1	0	3	8				
Reimer	15	4-7	0-0	0-0	6	2	1	8				
Cable	20	5-7	3-5	0-0	5	2	1	13				
Mabrey	22	0-11	0-8	2-2	1	4	3	2				
Huffman	8	0-0	0-0	2-4	5	0	1	2				
Wright	11	0-0	0-0	0-1	1	0	3	0				
Thompson	6	0-0	0-0	0-0	1	0	2	0				
Team								4				
Totals	200	37-69	5-16	15-22	53	28	18	94				
South Dakota State	24	27	—	51								
Notre Dame	59	35	—	94								

FG Pct: South Dakota State 31.6, Notre Dame 53.6. **3-PT FG Pct:** South Dakota State 22.2, Notre Dame 31.3. **FT Pct:** South Dakota State 57.9, Notre Dame 68.2. **Turnovers:** South Dakota State 24, Notre Dame 20. **Blocked Shots:** South Dakota State 1, Notre Dame 8 (Achonwa, Braker 2). **Steals:** South Dakota State 13 (Ober 4), Notre Dame 12 (McBride 4). **Attendance:** 8,867



2013-14 Box Scores

GAME 13	#2 NOTRE DAME 71
	CLEMSON 51
	January 5, 2014 Purcell Pavilion (Notre Dame, Ind.)

Clemson (51)												
PLAYER	MIN	FG-A	3FG-A	FT-A	REB	AST	PFT	PFT				
Jamison-Myers	34	3-6	0-0	0-0	4	0	4	6				
Lindsay	36	1-5	0-0	2-2	0	5	2	4				
Gramlich	37	5-9	3-5	0-0	4	0	1	13				
Dixon	10	2-5	0-1	1-2	4	2	5	5				
Dunn	29	5-10	0-0	0-0	2	0	1	10				
Tay	23	4-10	0-0	0-0	3	1	4	8				
Pettaway	29	2-4	0-0	1-2	8	0	5	5				
Gaillard	2	0-0	0-0	0-0	0	0	0	0				
Team					2							
Totals	200	22-49	3-6	4-6	27	8	22	51				

Notre Dame (71)												
PLAYER	MIN	FG-A	3FG-A	FT-A	REB	AST	PFT	PFT				
Achonwa	33	4-9	0-0	7-9	13	3	2	15				
Braker	23	3-4	0-0	3-5	4	1	1	9				
Allen	33	4-6	0-1	3-3	2	4	2	11				
McBride	35	7-17	1-5	1-1	3	3	1	16				
Loyd	35	6-14	1-3	3-3	6	2	2	16				
Holloway	1	0-0	0-0	0-0	0	0	0	0				
Nelson	1	0-0	0-0	0-0	0	0	0	0				
Reimer	15	0-3	0-0	2-6	4	1	3	2				
Cable	12	0-0	0-0	0-0	0	0	0	0				
Mabrey	8	0-1	0-1	0-0	1	0	1	0				
Huffman	2	1-1	0-0	0-0	0	0	0	2				
Wright	2	0-0	0-0	0-0	0	1	0	0				
Team					3							
Totals	200	25-55	2-10	19-27	36	15	12	71				

Clemson	23	28	—	51
Notre Dame	27	44	—	71

FG Pct: Clemson 44.9, Notre Dame 45.5. **3-PT FG Pct:** Clemson 50.0, Notre Dame 20.0. **FT Pct:** Clemson 66.7, Notre Dame 70.4. **Turnovers:** Clemson 15, Notre Dame 7. **Blocked Shots:** Clemson 0, Notre Dame 4 (Achonwa 3). **Steals:** Clemson 2, Notre Dame 6 (Achonwa, Allen 2). **Attendance:** 8,599.

GAME 14	#2 NOTRE DAME 95
	BOSTON COLLEGE 53
	January 9, 2014 Purcell Pavilion (Notre Dame, Ind.)

Boston College (53)												
PLAYER	MIN	FG-A	3FG-A	FT-A	REB	AST	PFT	PFT				
Zenevitch	28	5-10	1-3	0-0	7	1	3	11				
Boudreau	29	2-8	1-4	0-1	2	1	4	5				
Engel	26	5-9	0-0	0-0	1	1	5	10				
Doherty	30	5-11	1-1	2-2	4	5	2	13				
Cooper	23	2-4	0-2	2-3	0	0	1	6				
Coulombe	8	0-0	0-0	0-0	3	0	2	0				
Daley	7	1-1	1-1	0-0	0	0	0	3				
Hughes	29	1-9	1-5	2-2	3	2	1	5				
Mickens	2	0-1	0-0	0-0	1	0	1	0				
Gabriel	12	0-2	0-0	0-0	5	0	2	0				
Lesko	6	0-2	0-0	0-0	0	0	1	0				
Team					7							
Totals	200	21-57	5-16	6-8	33	10	22	53				

Notre Dame (95)												
PLAYER	MIN	FG-A	3FG-A	FT-A	REB	AST	PFT	PFT				
Achonwa	17	2-3	0-0	0-0	2	8	2	4				
Braker	13	1-2	0-0	0-0	0	1	1	2				
Allen	21	0-2	0-0	0-0	5	5	1	0				
McBride	24	9-12	2-2	0-0	8	3	2	20				
Loyd	24	4-7	1-3	5-6	2	1	1	14				
Holloway	14	2-3	0-0	0-3	3	1	1	4				
Nelson	10	3-8	0-0	0-0	2	0	3	6				
Reimer	16	5-6	0-0	5-7	1	2	1	15				
Cable	14	3-5	0-1	0-1	3	0	0	6				
Mabrey	24	6-9	5-6	1-2	3	1	0	18				
Huffman	8	0-1	0-0	0-0	0	1	2	0				
Wright	11	2-2	0-0	2-3	3	1	0	6				
Thompson	4	0-0	0-0	0-0	1	0	0	0				
Team					1							
Totals	200	37-60	8-12	13-22	34	24	14	95				

Boston College	21	32	—	53
Notre Dame	49	46	—	95

FG Pct: Boston College 36.8, Notre Dame 61.7. **3-PT FG Pct:** Boston College 31.3, Notre Dame 66.7. **FT Pct:** Boston College 75.0, Notre Dame 59.1. **Turnovers:** Boston College 23, Notre Dame 14. **Blocked Shots:** Boston College 2, Notre Dame 5 (Achonwa 2). **Steals:** Boston College 12 (Doherty 5), Notre Dame 10 (Loyd 3). **Attendance:** 8,474.

GAME 15	#2 NOTRE DAME 79
	VIRGINIA 72
	January 12, 2014 John Paul Jones Arena (Charlottesville, Va.)

Notre Dame (79)												
PLAYER	MIN	FG-A	3FG-A	FT-A	REB	AST	PFT	PFT				
Achonwa	36	9-14	0-0	8-10	16	3	3	26				
Braker	16	0-2	0-0	5-6	7	0	0	5				
Allen	32	0-3	0-1	1-2	1	0	2	1				
McBride	37	10-22	1-4	2-2	4	5	3	23				
Loyd	34	6-17	1-4	4-4	7	3	4	17				
Reimer	13	2-3	0-0	0-0	5	0	2	4				
Cable	12	0-3	0-2	0-0	1	1	1	0				
Mabrey	20	1-2	1-1	0-0	1	0	0	3				
Wright	0+	0-0	0-0	0-0	0	0	0	0				
Team					5							
Totals	200	28-66	3-12	20-24	47	12	15	79				

Virginia (72)												
PLAYER	MIN	FG-A	3FG-A	FT-A	REB	AST	PFT	PFT				
Imovbioh	27	8-12	0-0	2-6	12	0	4	18				
Wolfe	17	2-6	0-0	3-3	3	0	4	7				
Suarez	12	0-5	0-0	0-0	2	1	1	0				
Gerson	31	4-12	0-2	0-0	5	4	3	8				
Franklin	37	4-9	0-2	0-0	5	5	2	8				
Mason	18	0-5	0-0	0-0	2	0	1	0				
Randolph	29	10-17	2-4	1-2	3	2	0	23				
Gaffney	16	2-5	0-0	2-2	1	1	0	6				
Umeri	13	1-3	0-0	0-0	2	1	2	2				
Team					4							
Totals	200	31-74	2-8	8-13	39	14	17	72				

Notre Dame	43	36	—	79
Virginia	36	36	—	72

FG Pct: Notre Dame 42.4, Virginia 41.9. **3-PT FG Pct:** Notre Dame 25.0, Virginia 25.0. **FT Pct:** Notre Dame 83.3, Virginia 61.5. **Turnovers:** Notre Dame 13, Virginia 11. **Blocked Shots:** Notre Dame 4 (Achonwa 3), Virginia 1. **Steals:** Notre Dame 5 (Braker, Loyd 2), Virginia 7 (Franklin, Randolph 2). **Attendance:** 4,451.



GAME

16

#2 NOTRE DAME 109

PITTSBURGH 66

January 16, 2014

Petersen Events Center (Pittsburgh, Pa.)

Notre Dame (109)												
PLAYER	MIN	FG-A	3FG-A	FT-A	REB	AST	PFT	P	F	T	P	F
Achonwa	21	6-9	0-0	2-2	7	5	1	14				
Reimer	19	3-8	0-0	4-4	7	1	1	10				
Allen	18	3-3	2-2	0-0	1	3	3	8				
McBride	26	8-11	1-1	3-3	4	4	2	20				
Loyd	24	9-12	1-1	1-1	3	3	1	20				
Holloway	8	1-2	1-1	0-0	1	1	0	3				
Nelson	9	2-4	0-0	0-0	2	1	1	4				
Cable	23	2-7	0-2	5-6	6	1	1	9				
Mabrey	24	4-6	4-5	1-2	0	5	0	13				
Huffman	14	1-1	0-0	0-0	0	1	2	2				
Wright	14	1-3	0-0	4-4	2	0	2	6				
Team								2				
Totals	200	40-66	9-12	20-22	35	25	14	109				

Pittsburgh (66)												
PLAYER	MIN	FG-A	3FG-A	FT-A	REB	AST	PFT	P	F	T	P	F
Logan	26	3-10	1-4	2-3	3	0	2	9				
Briggs	17	3-9	1-3	2-2	1	1	2	9				
Kiesel	28	5-12	2-3	8-8	2	2	3	20				
Davis	32	4-9	0-0	2-4	5	5	5	10				
Anderson, A.	20	1-6	0-2	0-0	3	2	3	2				
Protvin	6	0-0	0-0	0-0	0	0	0	0				
Welch	24	4-7	1-2	0-0	3	0	1	9				
Gordon	14	1-3	0-1	0-0	1	1	1	2				
Golden	24	0-3	0-0	0-0	4	1	2	0				
McManus	9	2-3	0-0	1-2	4	0	1	5				
Team								5				
Totals	200	23-62	5-15	15-19	31	12	20	66				
Notre Dame	54	55	—	109								
Pittsburgh	25	41	—	66								

FG Pct: Notre Dame 60.6, Pittsburgh 37.1. **3-PT FG Pct:** Notre Dame 75.0, Pittsburgh 33.3. **FT Pct:** Notre Dame 90.9, Pittsburgh 78.9. **Turnovers:** Notre Dame 9, Pittsburgh 18. **Blocked Shots:** Notre Dame 9 (Reimer 4), Pittsburgh 4. **Steals:** Notre Dame 10 (Loyd 4), Pittsburgh 4 (Kiesel 2). **Attendance:** 2,768.

GAME

17

#2 NOTRE DAME 86

#1/10 TENNESSEE 70

January 20, 2014

Thompson-Boling Arena (Knoxville, Tenn.)

Notre Dame (86)												
PLAYER	MIN	FG-A	3FG-A	FT-A	REB	AST	PFT	P	F	T	P	F
Achonwa	37	7-11	0-0	1-4	7	3	3	15				
Braker	19	1-4	0-0	0-0	5	1	1	2				
Allen	25	0-4	0-1	0-0	3	4	4	0				
McBride	37	8-16	3-6	3-5	7	7	1	22				
Loyd	20	5-10	1-2	0-0	4	2	3	11				
Reimer	20	4-6	0-0	1-1	1	0	5	9				
Cable	19	4-7	3-4	1-2	4	3	1	12				
Mabrey	23	5-10	3-7	2-2	2	3	1	15				
Team								4				
Totals	200	34-68	10-20	8-14	37	23	19	86				

Tennessee (70)												
PLAYER	MIN	FG-A	3FG-A	FT-A	REB	AST	PFT	P	F	T	P	F
Jones	10	0-2	0-0	0-0	0	0	1	0				
Graves	23	2-6	0-0	0-0	4	3	0	4				
Harrison	29	4-11	0-0	5-7	16	0	1	13				
Massengale	37	5-15	3-3	1-2	6	6	1	14				
Simmons	36	10-14	3-4	0-0	3	3	4	23				
Reynolds	10	0-2	0-1	0-0	0	0	2	0				
Burdick	17	2-8	0-0	1-3	4	1	1	5				
Carter	20	1-3	0-1	2-4	3	1	3	4				
Russell	18	3-5	0-0	1-3	4	1	0	7				
Team								6				
Totals	200	27-66	6-9	10-19	46	15	13	70				
Notre Dame	41	45	—	86								
Tennessee	46	24	—	70								

FG Pct: Notre Dame 50.0, Tennessee 40.9. **3-PT FG Pct:** Notre Dame 50.0, Tennessee 66.7. **FT Pct:** Notre Dame 57.1, Tennessee 52.6. **Turnovers:** Notre Dame 12, Tennessee 18. **Blocked Shots:** Notre Dame 5 (Achonwa 2), Tennessee 1. **Steals:** Notre Dame 13 (Achonwa, McBride, Cable 3), Tennessee 4 (Massengale 2). **Attendance:** 13,346.

GAME

18

#2 NOTRE DAME 79

MIAMI 52

January 23, 2014

Purcell Pavilion (Notre Dame, Ind.)

Miami (52)												
PLAYER	MIN	FG-A	3FG-A	FT-A	REB	AST	PFT	P	F	T	P	F
Hayes	19	0-1	0-0	0-0	7	0	2	0				
Brown	12	1-6	0-0	2-2	0	0	4	4				
Dennis	33	2-14	1-3	2-2	3	0	1	7				
Saunders	29	0-3	0-3	2-2	2	0	3	2				
Motley	28	4-9	0-0	2-2	5	1	3	10				
Thomas	20	2-5	0-1	3-3	2	3	2	7				
Schwitter	1	0-0	0-0	0-0	0	0	0	0				
Sterling	17	2-7	0-2	2-2	4	1	1	6				
Williams	20	5-7	0-0	0-2	6	0	3	10				
McGuire	21	3-10	0-0	0-0	2	1	3	6				
Team								4				
Totals	200	19-62	1-9	13-15	35	6	22	52				

Notre Dame (79)												
PLAYER	MIN	FG-A	3FG-A	FT-A	REB	AST	PFT	P	F	T	P	F
Achonwa	25	7-15	0-0	9-15	9	0	3	23				
Braker	11	1-3	0-0	1-2	9	1	1	3				
Allen	31	5-6	1-1	5-5	3	5	2	16				
McBride	30	6-16	0-0	3-4	9	5	1	15				
Mabrey	29	4-8	2-5	0-0	1	3	1	10				
Holloway	4	0-1	0-0	0-0	0	1	0	0				
Nelson	4	0-4	0-0	0-0	0	0	1	0				
Reimer	16	0-2	0-0	0-0	4	3	2	0				
Cable	22	5-8	0-0	0-1	6	1	3	10				
Huffman	20	1-1	0-0	0-0	3	0	2	2				
Wright	6	0-3	0-0	0-0	1	0	0	0				
Thompson	2	0-0	0-0	0-0	4	0	0	0				
Team								4				
Totals	200	29-67	3-6	18-27	53	19	16	79				

Miami 26 26 — 52
Notre Dame 35 44 — 79
FG Pct: Miami 30.6, Notre Dame 43.3. **3-PT FG Pct:** Miami 11.1, Notre Dame 50.0. **FT Pct:** Miami 66.7, Notre Dame 66.7. **Turnovers:** Miami 21, Notre Dame 18. **Blocked Shots:** Miami 4 (Williams 2), Notre Dame 4 (Achonwa 2). **Steals:** Miami 9 (Dennis 3), Notre Dame 7 (Achonwa, Mabrey 2). **Technical Fouls:** Motley (UM), Achonwa (ND). **Attendance:** 8,304.

INTRODUCTION

2014-15 SEASON PREVIEW

STUDENT-ATHLETES

COACHING STAFF

2014-15 OPPONENTS

2013-14 SEASON IN REVIEW

RECORDS

HISTORY

83

2013-14 Box Scores

GAME 19	#2 NOTRE DAME 87
	#8/6 MARYLAND 83
	January 27, 2014 Comcast Center (College Park, Md.)

Notre Dame (87)										
PLAYER	MIN	FG-A	3FG-A	FT-A	REB	AST	PFT	P	T	P
Achonwa	21	2-3	0-0	3-4	3	1	3	7		
Braker	23	3-3	0-0	0-0	2	1	4	6		
Allen	28	1-3	0-1	4-4	1	1	1	6		
McBride	30	7-11	3-5	3-4	4	3	2	20		
Loyd	38	12-20	0-1	7-8	7	6	0	31		
Reimer	17	1-4	0-0	0-0	2	3	2	2		
Cable	4	0-1	0-1	0-0	0	1	0	0		
Mabrey	20	4-7	3-6	2-2	1	2	2	13		
Wright	19	1-1	0-0	0-0	3	2	3	2		
Team					8					
Totals	200	31-53	6-14	19-22	31	20	17	87		

Maryland (83)										
PLAYER	MIN	FG-A	3FG-A	FT-A	REB	AST	PFT	P	T	P
Howard	4	0-1	0-0	0-0	0	0	0	0		
Thomas	40	10-22	0-0	9-11	12	5	3	29		
DeVaughn	28	7-10	0-0	2-3	5	2	2	16		
Brown	25	4-9	1-3	0-0	0	3	4	9		
Rutan	27	0-2	0-2	0-0	3	0	3	0		
Mincy	27	4-8	1-2	2-2	1	4	1	11		
Moseley	16	3-7	0-1	2-2	2	0	3	8		
Pfirman	3	0-1	0-0	0-0	0	0	2	0		
Walker-Kimbrough	17	2-4	0-0	0-0	2	1	2	4		
Jones	13	3-4	0-0	0-0	3	0	2	6		
Team					1					
Totals	200	33-68	2-8	15-18	29	15	22	83		
Notre Dame	47	40	—	87						
Maryland	35	48	—	83						

FG Pct: Notre Dame 58.5, Maryland 48.5. **3-PT FG Pct:** Notre Dame 42.9, Maryland 25.0. **FT Pct:** Notre Dame 86.4, Maryland 83.3. **Turnovers:** Notre Dame 17, Maryland 12. **Blocked Shots:** Notre Dame 3, Maryland 6 (DeVaughn 3). **Steals:** Notre Dame 5 (Loyd 2), Maryland 8 (Thomas, DeVaughn, Rutan 2). **Attendance:** 7,668.

GAME 20	#2 NOTRE DAME 74
	VIRGINIA TECH 48
	January 30, 2014 Purcell Pavilion (Notre Dame, Ind.)

Virginia Tech (48)										
PLAYER	MIN	FG-A	3FG-A	FT-A	REB	AST	PFT	P	T	P
Ugoka	30	4-13	0-0	2-3	7	4	1	10		
Evans, N.	16	1-4	0-2	0-0	1	0	3	2		
Campbell	18	2-5	0-0	0-0	4	1	5	4		
Panousis	34	4-11	2-7	2-2	3	2	1	12		
Tellier	33	3-13	1-2	1-4	6	2	3	8		
Maulupe	11	0-3	0-0	2-2	1	1	1	2		
Young	28	1-7	0-1	0-0	5	1	3	2		
Evans, L.	7	1-1	0-0	1-2	0	0	0	3		
Penn	3	0-0	0-0	0-0	0	0	0	0		
Hadley	3	0-0	0-0	0-0	0	0	0	0		
Hill	6	1-2	1-1	0-0	1	0	0	3		
Conyers	4	0-1	0-0	0-0	0	0	0	0		
Nahodil	7	0-2	0-0	2-4	1	1	1	2		
Team					5					
Totals	200	17-62	4-13	10-17	34	12	18	48		

Notre Dame (74)										
PLAYER	MIN	FG-A	3FG-A	FT-A	REB	AST	PFT	P	T	P
Achonwa	24	4-5	0-0	2-4	5	3	0	10		
Braker	11	0-0	0-0	0-0	4	1	0	0		
Allen	25	3-3	1-1	0-0	3	8	1	7		
McBride	21	5-9	0-1	8-8	1	1	1	18		
Loyd	26	6-15	2-4	0-0	6	0	1	14		
Holloway	6	0-0	0-0	0-0	0	0	1	0		
Nelson	4	2-4	0-0	1-2	2	0	1	5		
Reimer	24	5-7	0-0	5-5	3	0	3	15		
Cable	21	1-3	1-2	0-0	13	3	1	3		
Mabrey	16	0-5	0-3	0-0	0	2	0	0		
Huffman	11	0-0	0-0	2-3	0	0	1	2		
Wright	8	0-0	0-0	0-0	1	1	3	0		
Thompson	3	0-0	0-0	0-0	1	0	2	0		
Team					2					
Totals	200	26-51	4-11	18-22	41	19	15	74		

Virginia Tech 19 29 — 48
Notre Dame 37 37 — 74
FG Pct: Virginia Tech 27.4, Notre Dame 51.0. **3-PT FG Pct:** Virginia Tech 30.8, Notre Dame 36.4. **FT Pct:** Virginia Tech 58.8, Notre Dame 81.8. **Turnovers:** Virginia Tech 15, Notre Dame 17. **Blocked Shots:** Virginia Tech 1, Notre Dame 3 (Achonwa 2). **Steals:** Virginia Tech 7 (Tellier, Young 2), Notre Dame 8 (Loyd 3). **Attendance:** 8,556.

GAME 21	#2 NOTRE DAME 88
	#3 DUKE 67
	February 2, 2014 Cameron Indoor Stadium (Durham, N.C.)

Notre Dame (88)										
PLAYER	MIN	FG-A	3FG-A	FT-A	REB	AST	PFT	P	T	P
Achonwa	35	6-9	0-0	3-4	9	1	3	15		
Braker	8	0-0	0-0	0-0	0	1	4	0		
Allen	33	5-8	1-2	4-5	3	2	3	15		
McBride	34	9-15	0-1	5-7	11	5	3	23		
Loyd	37	7-11	2-3	1-1	6	5	0	17		
Holloway	1	1-1	0-0	0-0	0	0	0	2		
Nelson	2	0-0	0-0	1-2	1	0	1	1		
Reimer	17	2-4	0-0	1-4	3	1	4	5		
Cable	1	0-0	0-0	0-0	0	0	0	0		
Mabrey	17	3-6	2-5	0-0	1	1	0	8		
Huffman	1	0-0	0-0	0-0	0	1	0	0		
Wright	14	1-1	0-0	0-0	3	2	1	2		
Team					4					
Totals	200	34-55	5-11	15-23	41	19	18	88		

Duke (67)										
PLAYER	MIN	FG-A	3FG-A	FT-A	REB	AST	PFT	P	T	P
Liston	35	8-16	2-5	5-7	1	0	2	23		
Peters	38	3-7	1-2	0-1	6	2	4	7		
Williams	23	0-4	0-0	2-4	7	1	4	2		
Jones	39	7-22	1-5	1-2	3	5	3	16		
Jackson	26	6-11	0-0	4-7	4	0	0	16		
Johnson	13	0-2	0-0	0-0	5	0	1	0		
McCravey-Cooper	5	0-0	0-0	0-0	0	0	2	0		
Chidom	17	1-2	0-0	1-4	3	1	2	3		
Henson	4	0-0	0-0	0-0	0	0	0	0		
Team					1					
Totals	200	25-64	4-12	13-25	30	9	18	67		
Notre Dame	44	44	—	88						
Duke	34	33	—	67						

FG Pct: Notre Dame 61.8, Duke 39.1. **3-PT FG Pct:** Notre Dame 45.5, Duke 33.3. **FT Pct:** Notre Dame 65.2, Duke 52.0. **Turnovers:** Notre Dame 22, Duke 16. **Blocked Shots:** Notre Dame 3 (Loyd 2), Duke 1. **Steals:** Notre Dame 10 (Loyd 4), Duke 16 (Jones 10). **Attendance:** 7,018.



GAME 22

#2 NOTRE DAME 81

FLORIDA STATE 60

February 6, 2014

Tucker Center (Tallahassee, Fla.)

Notre Dame (81)												
PLAYER	MIN	FG-A	3FG-A	FT-A	REB	AST	PFT	P	T	P	T	P
Achonwa	26	10-12	0-0	4-5	5	4	3	24				
Braker	18	1-2	0-0	1-1	6	1	2	3				
Allen	29	0-3	0-0	0-0	3	6	2	0				
McBride	33	5-13	2-5	2-2	3	4	0	14				
Loyd	30	7-13	2-3	2-4	5	2	1	18				
Holloway	2	0-0	0-0	0-0	0	0	0	0				
Nelson	2	0-0	0-0	0-0	0	0	1	0				
Reimer	20	5-8	0-0	2-2	3	0	1	12				
Cable	8	1-4	0-2	2-2	2	1	1	4				
Mabrey	16	2-3	2-3	0-0	2	1	0	6				
Huffman	4	0-0	0-0	0-0	2	0	1	0				
Wright	11	0-0	0-0	0-0	1	0	1	0				
Thompson	1	0-0	0-0	0-0	0	0	0	0				
Team					2							
Totals	200	31-58	6-13	13-16	34	19	13	81				

Florida State (60)												
PLAYER	MIN	FG-A	3FG-A	FT-A	REB	AST	PFT	P	T	P	T	P
Slaughter	28	2-6	0-0	3-4	4	1	3	7				
Howard	33	5-13	0-0	1-2	8	0	3	11				
Jones	28	3-16	0-6	2-2	10	1	2	8				
Delgado	38	9-14	0-1	0-0	6	4	0	18				
Brown	31	4-11	2-5	0-0	3	0	3	10				
James	13	0-0	0-0	0-0	1	0	1	0				
Bingley	17	1-6	0-3	2-2	3	1	2	4				
Coleman	12	1-5	0-2	0-0	1	1	1	2				
Team					2							
Totals	200	25-71	2-17	8-10	38	8	15	60				
Notre Dame	32	49	—	81								
Florida State	29	31	—	60								

FG Pct: Notre Dame 53.4, Florida State 35.2. **3-PT FG Pct:** Notre Dame 46.2, Florida State 11.8. **FT Pct:** Notre Dame 81.3, Florida State 80.0. **Turnovers:** Notre Dame 16, Florida State 17. **Blocked Shots:** Notre Dame 1, Florida State 4 (Howard 3). **Steals:** Notre Dame 7 (Braker 2), Florida State 10 (Jones, Delgado, Brown 2). **Technical Foul:** Achonwa (ND). **Attendance:** 2,331.

GAME 23

#2 NOTRE DAME 101

SYRACUSE 64

February 9, 2014

Purcell Pavilion (Notre Dame, Ind.)

Syracuse (64)												
PLAYER	MIN	FG-A	3FG-A	FT-A	REB	AST	PFT	P	T	P	T	P
Leary	17	4-8	0-0	0-0	6	3	1	8				
Coffey	30	4-9	4-9	0-0	2	2	1	12				
Slim	13	0-0	0-0	0-0	2	0	1	0				
Butler, B.	25	1-7	0-1	1-1	2	3	3	3				
Sykes	31	5-17	0-1	4-4	2	0	3	14				
Peterson	15	1-2	0-0	2-3	1	1	1	4				
Butler, Ta.	4	0-1	0-0	2-2	0	0	0	2				
Taft	1	0-1	0-1	0-0	0	0	0	0				
Fordren	18	2-4	0-1	0-0	3	1	3	4				
Ford	16	2-8	1-4	1-4	7	0	2	6				
Bullard	6	0-2	0-0	0-0	0	0	0	0				
Day, Briana	17	3-7	0-0	3-3	9	0	4	9				
Day, Bria	7	0-1	0-0	2-4	3	0	2	2				
Team					2							
Totals	200	22-67	5-17	15-21	39	10	21	64				

Notre Dame (101)												
PLAYER	MIN	FG-A	3FG-A	FT-A	REB	AST	PFT	P	T	P	T	P
Achonwa	17	6-10	0-0	2-2	6	3	2	14				
Braker	15	1-1	0-0	1-2	5	1	1	3				
Allen	25	0-2	0-1	0-0	1	5	1	0				
McBride	23	7-16	1-3	3-3	6	5	1	18				
Loyd	18	9-11	2-3	3-3	4	1	2	23				
Holloway	7	1-2	0-1	2-4	2	1	2	4				
Nelson	5	1-2	0-0	0-0	2	0	2	2				
Reimer	20	3-6	0-0	1-3	5	4	2	7				
Cable	20	3-8	1-3	2-2	9	1	2	9				
Mabrey	27	6-14	6-14	0-0	2	1	1	18				
Huffman	12	0-1	0-1	1-2	2	2	0	1				
Wright	7	1-2	0-0	0-0	2	0	2	2				
Thompson	4	0-0	0-0	0-0	0	0	1	0				
Team					5							
Totals	200	38-75	10-26	15-21	51	24	19	101				
Syracuse	28	36	—	64								
Notre Dame	61	40	—	101								

FG Pct: Syracuse 32.8, Notre Dame 50.7. **3-PT FG Pct:** Syracuse 29.4, Notre Dame 38.5. **FT Pct:** Syracuse 71.4, Notre Dame 71.4. **Turnovers:** Syracuse 24, Notre Dame 17. **Blocked Shots:** Syracuse 3 (Leary 2), Notre Dame 4 (Reimer 4). **Steals:** Syracuse 14 (B. Butler, Peterson 3), Notre Dame 15 (Cable 4). **Attendance:** 9,149 (sellout).

GAME 24

#2 NOTRE DAME 82

BOSTON COLLEGE 61

February 13, 2014

Conte Forum (Chestnut Hill, Mass.)

Notre Dame (82)												
PLAYER	MIN	FG-A	3FG-A	FT-A	REB	AST	PFT	P	T	P	T	P
Achonwa	24	5-9	0-0	3-4	4	4	1	13				
Braker	7	0-0	0-0	2-2	3	1	0	2				
Allen	26	3-5	0-0	0-0	1	3	1	6				
McBride	26	7-14	0-3	5-5	3	4	1	19				
Loyd	31	9-14	0-0	0-1	5	3	2	18				
Holloway	6	1-2	0-0	0-0	1	0	0	2				
Nelson	2	0-0	0-0	0-0	1	0	0	0				
Reimer	21	2-2	0-0	5-7	3	2	2	9				
Cable	18	1-3	0-1	2-2	4	1	1	4				
Mabrey	21	2-6	2-4	2-2	0	0	2	8				
Huffman	9	0-1	0-0	1-2	0	0	0	1				
Wright	7	0-0	0-0	0-0	0	0	1	0				
Thompson	1	0-0	0-0	0-0	0	0	0	0				
Team					3							
Totals	200	30-56	2-8	20-25	28	18	11	82				

Boston College (61)												
PLAYER	MIN	FG-A	3FG-A	FT-A	REB	AST	PFT	P	T	P	T	P
Cooper, K.	27	4-6	0-2	5-5	0	2	2	13				
Zenevitch	34	6-10	0-1	0-1	8	1	2	12				
Boudreau	27	4-7	1-3	0-0	4	7	3	9				
Engeln	33	2-4	0-1	3-4	3	1	2	7				
Hughes	32	4-10	1-5	0-0	4	1	5	9				
Coulombe	26	3-5	0-0	0-0	2	1	3	6				
Daley	9	1-4	1-4	0-0	0	1	0	3				
Mickens	1	0-0	0-0	0-0	0	0	0	0				
Gabriel	8	1-2	0-0	0-0	1	1	2	2				
Lesko	3	0-1	0-0	0-0	2	0	0	0				
Team					2							
Totals	200	25-49	3-16	8-10	26	15	19	61				
Notre Dame	41	41	—	82								
Boston College	26	35	—	61								

FG Pct: Notre Dame 53.6, Boston College 51.0. **3-PT FG Pct:** Notre Dame 25.0, Boston College 18.8. **FT Pct:** Notre Dame 80.0, Boston College 80.0. **Turnovers:** Notre Dame 12, Boston College 20. **Blocked Shots:** Notre Dame 3, Boston College 2. **Steals:** Notre Dame 9 (McBride 3), Boston College 3. **Attendance:** 804.

INTRODUCTION

2014-15 SEASON PREVIEW

STUDENT-ATHLETES

COACHING STAFF

2014-15 OPPONENTS

2013-14 SEASON IN REVIEW

RECORDS

HISTORY



2013-14 Box Scores

GAME 25	#2 NOTRE DAME 87
	GEORGIA TECH 72
	February 17, 2014 Purcell Pavilion (Notre Dame, Ind.)

Georgia Tech (72)										
PLAYER	MIN	FG-A	3FG-A	FT-A	REB	AST	PFT	PFT		
Rogers	18	2-4	0-0	0-0	8	0	5	4		
Bivins	20	0-3	0-0	0-0	6	0	3	0		
Davis	36	5-16	4-8	1-1	6	0	5	15		
Marshall	38	8-24	0-0	3-6	11	4	3	19		
Wallace	34	4-16	3-9	0-0	3	3	1	11		
Maye	12	0-1	0-0	0-0	0	1	3	0		
Whiteside	31	6-16	2-4	7-9	9	1	2	21		
Vuckovic	11	1-3	0-1	0-0	2	1	1	2		
Team					3					
Totals	200	26-83	9-22	11-16	48	10	23	72		

Notre Dame (87)										
PLAYER	MIN	FG-A	3FG-A	FT-A	REB	AST	PFT	PFT		
Achonwa	36	7-11	0-0	7-13	10	3	2	21		
Braker	18	3-5	0-0	0-0	6	0	3	6		
Allen	32	1-3	0-0	2-3	8	5	2	4		
McBride	34	3-13	0-3	6-6	5	8	2	12		
Loyd	35	11-17	2-2	3-4	9	2	1	27		
Holloway	1	0-0	0-0	0-0	1	0	0	0		
Nelson	1	0-0	0-0	0-0	0	0	0	0		
Reimer	15	2-2	0-0	1-1	3	2	2	5		
Cable	9	1-2	0-0	0-0	1	0	0	2		
Mabrey	17	4-9	1-6	1-2	3	0	2	10		
Huffman	1	0-0	0-0	0-0	0	0	0	0		
Wright	1	0-0	0-0	0-0	0	0	1	0		
Team					0					
Totals	200	32-62	3-11	20-29	46	20	15	87		

Georgia Tech	28	44	—	72
Notre Dame	36	51	—	87

FG Pct: Georgia Tech 31.3, Notre Dame 51.6. **3-PT FG Pct:** Georgia Tech 40.9, Notre Dame 27.3. **FT Pct:** Georgia Tech 68.8, Notre Dame 69.0. **Turnovers:** Georgia Tech 13, Notre Dame 15. **Blocked Shots:** Georgia Tech 1, Notre Dame 4 (Achonwa 3). **Steals:** Georgia Tech 6, Notre Dame 7 (Braker, Allen 2). **Attendance:** 8,808.

GAME 26	#2 NOTRE DAME 86
	WAKE FOREST 61
	February 20, 2014 LJVM Coliseum (Winston-Salem, N.C.)

Notre Dame (86)										
PLAYER	MIN	FG-A	3FG-A	FT-A	REB	AST	PFT	PFT		
Achonwa	23	3-7	0-0	1-2	8	1	3	7		
Braker	24	1-2	0-0	2-2	6	2	4	4		
Allen	27	2-5	0-2	2-2	1	2	2	6		
McBride	31	7-21	0-3	5-5	7	2	4	19		
Loyd	31	9-17	1-2	10-12	10	2	2	29		
Holloway	1	0-0	0-0	0-0	0	0	0	0		
Nelson	2	0-0	0-0	0-0	0	0	0	0		
Reimer	22	3-7	0-0	4-4	8	2	2	10		
Cable	11	1-2	0-1	0-0	2	0	1	2		
Mabrey	20	2-9	2-8	3-4	3	2	3	9		
Huffman	4	0-1	0-0	0-0	2	0	1	0		
Wright	3	0-0	0-0	0-0	0	0	0	0		
Thompson	1	0-0	0-0	0-0	0	0	0	0		
Team					2					
Totals	200	28-71	3-16	27-31	49	13	22	86		

Wake Forest (61)										
PLAYER	MIN	FG-A	3FG-A	FT-A	REB	AST	PFT	PFT		
Hamby	37	10-20	1-2	5-11	8	0	1	26		
Bell	15	0-2	0-0	0-0	5	2	5	0		
Brunori	30	2-8	0-0	6-10	10	1	3	10		
Jones	25	2-6	2-4	1-2	3	1	1	7		
Calicott	30	3-10	2-8	0-1	0	2	4	8		
Taylor	20	0-3	0-0	1-2	1	1	1	1		
Webster	2	0-0	0-0	0-0	0	0	1	0		
Fulp	5	0-0	0-0	0-0	1	0	1	0		
Atkinson	18	2-6	0-0	3-3	1	2	1	7		
Quinn	18	1-1	0-0	0-0	6	0	4	2		
Team					4					
Totals	200	20-56	5-14	16-29	39	9	22	61		

Notre Dame	51	35	—	86
Wake Forest	39	22	—	61
FG Pct: Notre Dame 39.4, Wake Forest 35.7. 3-PT FG Pct: Notre Dame 18.8, Wake Forest 35.7. FT Pct: Notre Dame 87.1, Wake Forest 55.2. Turnovers: Notre Dame 10, Wake Forest 22. Blocked Shots: Notre Dame 6 (Reimer 2), Wake Forest 7 (Hamby 3). Steals: Notre Dame 10 (Braker 4), Wake Forest 3. Attendance: 1,435.				

GAME 27	#2 NOTRE DAME 81
	#7 DUKE 70
	February 23, 2014 Purcell Pavilion (Notre Dame, Ind.)

Duke (70)										
PLAYER	MIN	FG-A	3FG-A	FT-A	REB	AST	PFT	PFT		
Peters	37	4-6	1-2	0-0	5	0	2	9		
Williams	34	9-17	0-0	2-3	6	2	4	20		
Jones	25	4-10	1-4	6-8	1	6	2	15		
Jackson	32	5-11	1-1	0-0	6	1	2	11		
Liston	34	3-8	2-4	1-2	3	2	3	9		
Johnson	7	1-1	0-0	0-0	0	1	0	2		
McCravey-Cooper	6	1-2	0-0	0-0	0	0	0	2		
Chidom	10	1-2	0-0	0-0	3	0	2	2		
Henson	15	0-1	0-1	0-0	3	1	2	0		
Team					5					
Totals	200	28-58	5-12	9-13	32	13	17	70		

Notre Dame (81)										
PLAYER	MIN	FG-A	3FG-A	FT-A	REB	AST	PFT	PFT		
Achonwa	26	6-8	0-0	3-4	7	6	4	15		
Braker	23	2-3	0-0	0-0	4	1	0	4		
Allen	23	1-1	1-1	1-2	4	3	4	4		
McBride	37	13-25	3-9	2-2	7	4	1	31		
Loyd	36	7-19	1-5	6-6	4	2	1	21		
Holloway	1	0-0	0-0	0-0	0	0	0	0		
Nelson	1	0-0	0-0	0-0	0	0	0	0		
Reimer	13	0-0	0-0	0-0	2	2	1	0		
Cable	9	0-0	0-0	0-0	0	2	0	0		
Mabrey	23	2-8	2-6	0-0	0	3	1	6		
Huffman	1	0-0	0-0	0-0	0	0	0	0		
Wright	7	0-0	0-0	0-0	0	0	0	0		
Team					4					
Totals	200	31-64	7-21	12-14	32	23	12	81		

Duke	32	38	—	70
Notre Dame	46	35	—	81

FG Pct: Duke 48.3, Notre Dame 48.4. **3-PT FG Pct:** Duke 41.7, Notre Dame 33.3. **FT Pct:** Duke 69.2, Notre Dame 85.7. **Turnovers:** Duke 23, Notre Dame 14. **Blocked Shots:** Duke 3 (Williams 2), Notre Dame 0. **Steals:** Duke 7 (Jackson 4), Notre Dame 10 (McBride 4). **Attendance:** 9,149 (sellout).





GAME 28 #2 NOTRE DAME 100
#14/11 NORTH CAROLINA 75
February 27, 2014
Purcell Pavilion (Notre Dame, Ind.)

North Carolina (75)										
PLAYER	MIN	FG-A	3FG-A	FT-A	REB	AST	PFT	P	F	T
Mavunga	17	3-10	0-0	2-4	4	1	1	8		
McDaniel	27	5-10	2-2	6-7	5	0	4	18		
Coleman	26	2-6	0-2	1-2	0	3	2	5		
Gray	24	3-8	1-4	2-2	1	2	3	9		
DeShields	31	8-18	1-3	0-0	9	3	3	17		
Burris	10	1-3	0-1	0-1	3	2	2	2		
Rountree	16	3-5	1-2	0-0	1	2	5	7		
Fuller	5	0-0	0-0	0-0	0	0	1	0		
Bryant	9	2-3	0-1	0-0	1	1	2	4		
Washington	15	1-5	0-2	3-4	1	1	3	5		
Summers	18	0-3	0-0	0-0	6	0	2	0		
Johnson	2	0-0	0-0	0-0	0	0	1	0		
Team					5					
Totals	200	28-71	5-17	14-20	36	15	29	75		

Notre Dame (100)										
PLAYER	MIN	FG-A	3FG-A	FT-A	REB	AST	PFT	P	F	T
Achonwa	28	7-12	0-0	10-14	8	2	3	24		
Braker	20	1-1	0-0	5-6	5	2	2	7		
Allen	30	4-5	1-1	0-0	3	5	2	9		
McBride	34	10-15	1-2	7-8	3	3	1	28		
Loyd	31	4-14	0-1	4-4	10	2	2	12		
Holloway	2	1-1	0-0	0-0	0	0	1	2		
Nelson	2	1-1	0-0	0-0	0	0	1	2		
Reimer	18	3-6	0-0	0-0	5	1	3	6		
Cable	5	2-4	1-1	2-2	1	1	1	7		
Mabrey	20	1-6	1-4	0-0	4	2	0	3		
Huffman	4	0-1	0-0	0-0	1	0	1	0		
Wright	6	0-0	0-0	0-0	0	1	1	0		
Thompson	0+	0-0	0-0	0-0	0	0	0	0		
Team					5					
Totals	200	34-66	4-9	28-34	45	19	18	100		

North Carolina 38 37 — 75
Notre Dame 55 45 — 100

FG Pct: North Carolina 39.4, Notre Dame 51.5. **3-PT FG Pct:** North Carolina 29.4, Notre Dame 44.4. **FT Pct:** North Carolina 70.0, Notre Dame 82.4. **Turnovers:** North Carolina 20, Notre Dame 19. **Blocked Shots:** North Carolina 5 (Mavunga 3), Notre Dame 5 (Reimer 3). **Steals:** North Carolina 11 (McDaniel 3), Notre Dame 11 (Braker, Allen, McBride 3). **Technical Fouls:** Washington (UNC), Cable (ND). **Attendance:** 9,149 (sellout).

GAME 29 #2 NOTRE DAME 84
#13/17 N.C. STATE 60
March 2, 2014
Reynolds Coliseum (Raleigh, N.C.)

Notre Dame (84)										
PLAYER	MIN	FG-A	3FG-A	FT-A	REB	AST	PFT	P	F	T
Achonwa	28	8-9	0-0	3-3	6	2	1	19		
Braker	26	3-4	0-0	6-6	8	0	1	12		
Allen	34	1-7	0-2	4-4	1	4	0	6		
McBride	29	5-15	0-3	2-2	7	6	0	12		
Loyd	31	7-10	2-3	2-2	5	1	0	18		
Holloway	3	0-0	0-0	0-0	0	2	0	0		
Nelson	3	0-0	0-0	0-0	2	0	0	0		
Reimer	19	2-4	0-0	1-2	7	1	5	5		
Cable	6	2-2	0-0	0-0	0	1	0	4		
Mabrey	14	2-3	0-1	0-0	0	2	2	4		
Huffman	2	1-1	0-0	0-0	0	0	1	2		
Wright	5	1-2	0-0	0-0	0	0	1	2		
Team					5					
Totals	200	32-57	2-9	18-19	41	19	11	84		

North Carolina State (60)										
PLAYER	MIN	FG-A	3FG-A	FT-A	REB	AST	PFT	P	F	T
Burke	34	6-12	2-5	1-1	2	1	3	15		
Gatling	36	6-10	0-0	0-1	11	3	3	12		
Barrett	26	1-5	0-2	0-0	3	3	1	2		
Brown	36	2-16	1-5	1-2	4	7	2	6		
Williams, B.	16	0-4	0-2	0-1	2	2	0	0		
Spencer	23	7-11	1-2	3-4	1	1	2	18		
Williams, A.	18	1-2	1-2	0-0	0	1	3	3		
Eli	1	0-0	0-0	0-0	0	0	0	0		
Mathurin	8	0-2	0-1	1-2	1	0	2	1		
Moser	1	1-1	1-1	0-0	0	0	0	3		
Prim	1	0-0	0-0	0-0	0	0	0	0		
Team					3					
Totals	200	24-63	6-20	6-11	27	18	16	60		
Notre Dame	36	48	—	84						
N.C. State	28	32	—	60						

FG Pct: Notre Dame 56.1, N.C. State 38.1. **3-PT FG Pct:** Notre Dame 22.2, N.C. State 30.0. **FT Pct:** Notre Dame 94.7, N.C. State 54.5. **Turnovers:** Notre Dame 11, N.C. State 11. **Blocked Shots:** Notre Dame 4, N.C. State 2 (Gatling 2). **Steals:** Notre Dame 9 (McBride 3), N.C. State 8 (Gatling, Spencer 2). **Attendance:** 3,516.

GAME 30 #2 NOTRE DAME 83
FLORIDA STATE 57
ACC Championship - Quarterfinal
March 7, 2014
Greensboro Coliseum (Greensboro, N.C.)

Florida State (57)										
PLAYER	MIN	FG-A	3FG-A	FT-A	REB	AST	PFT	P	F	T
Coleman	21	2-3	1-1	2-2	1	0	2	7		
Howard	36	14-22	0-0	1-2	5	0	1	29		
Bingley	25	0-4	0-4	0-0	1	1	2	0		
Delgado	40	0-6	0-2	0-0	3	5	3	0		
Brown	34	2-8	0-1	0-0	4	2	2	4		
James	16	1-1	0-0	3-6	2	0	1	5		
Jones	12	2-4	1-2	1-2	1	2	2	6		
Slaughter	16	3-4	0-0	0-0	1	0	2	6		
Team					4					
Totals	200	24-52	2-10	7-12	22	10	15	57		

Notre Dame (83)										
PLAYER	MIN	FG-A	3FG-A	FT-A	REB	AST	PFT	P	F	T
Achonwa	20	5-7	0-0	1-2	4	2	3	11		
Braker	14	1-1	0-0	1-2	1	0	1	3		
Allen	28	1-4	0-2	0-0	2	5	2	2		
McBride	25	5-11	1-3	2-2	5	3	0	13		
Loyd	30	6-9	1-2	4-6	5	2	0	17		
Holloway	2	0-0	0-0	0-0	0	1	0	0		
Nelson	4	1-1	0-0	0-0	1	1	1	2		
Reimer	21	4-7	0-0	0-0	2	3	3	8		
Cable	12	1-3	1-1	2-3	2	2	0	5		
Mabrey	25	4-6	4-6	0-0	1	4	1	12		
Huffman	4	2-2	0-0	0-0	0	0	1	4		
Wright	15	2-2	0-0	2-2	3	1	0	6		
Team					3					
Totals	200	32-53	7-14	12-17	29	24	12	83		
Florida State	23	34	—	57						
Notre Dame	45	38	—	83						

FG Pct: Florida State 46.2, Notre Dame 60.4. **3-PT FG Pct:** Florida State 20.0, Notre Dame 50.0. **FT Pct:** Florida State 58.3, Notre Dame 70.6. **Turnovers:** Florida State 20, Notre Dame 15. **Blocked Shots:** Florida State 2 (Howard 2), Notre Dame 2. **Steals:** Florida State 6 (Howard 3), Notre Dame 10 (Achonwa, Mabrey 2). **Technical Fouls:** Achonwa (ND). **Attendance:** 4,506.

2013-14 Box Scores

GAME	31	#2 NOTRE DAME 83
		#14/17 NORTH CAROLINA STATE 48
ACC Championship - Semifinal		
March 8, 2014		
Greensboro Coliseum (Greensboro, N.C.)		

North Carolina State (48)												
PLAYER	MIN	FG-A	3FG-A	FT-A	REB	AST	PFT	P	T	F	T	P
Mathurin	20	1-3	0-1	1-4	4	0	4	3				
Burke	33	1-8	0-2	2-2	4	0	1	4				
Brown	34	3-11	0-3	2-3	3	2	1	8				
Spencer	36	5-14	0-2	1-3	4	2	4	11				
Barrett	16	2-5	2-4	0-0	2	1	4	6				
Williams, A.	13	3-5	1-3	0-0	2	0	5	7				
Williams, B.	19	2-8	0-3	2-2	4	0	3	6				
Eli	25	1-4	1-2	0-0	3	1	3	3				
Moser	3	0-0	0-0	0-0	0	0	0	0				
Prim	1	0-0	0-0	0-0	0	0	0	0				
Team					4							
Totals	200	18-58	4-20	8-14	30	6	25	48				

Notre Dame (83)												
PLAYER	MIN	FG-A	3FG-A	FT-A	REB	AST	PFT	P	T	F	T	P
Achonwa	16	4-7	0-0	0-1	6	1	3	8				
Braker	15	1-2	0-0	4-4	4	0	1	6				
Allen	24	1-3	0-1	0-0	1	2	2	2				
McBride	20	4-11	0-1	2-2	5	2	1	10				
Loyd	21	4-10	0-2	8-8	6	1	0	16				
Holloway	9	0-2	0-0	4-4	1	1	0	4				
Nelson	7	0-3	0-0	0-0	1	1	3	0				
Reimer	17	3-5	0-0	1-3	5	0	3	7				
Cable	24	2-6	1-2	5-6	7	1	2	10				
Mabrey	18	4-6	2-3	0-0	0	0	1	10				
Huffman	11	0-2	0-0	0-2	5	2	0	0				
Wright	14	2-4	0-0	2-2	1	2	1	6				
Thompson	4	2-2	0-0	0-0	1	0	2	4				
Team					4							
Totals	200	27-63	3-9	26-32	47	13	19	83				

N.C. State	18	30	—	48
Notre Dame	46	37	—	83

FG Pct: N.C. State 31.0, Notre Dame 42.9. **3-PT FG Pct:** N.C. State 20.0, Notre Dame 33.3. **FT Pct:** N.C. State 57.1, Notre Dame 81.3. **Turnovers:** N.C. State 14, Notre Dame 9. **Blocked Shots:** N.C. State 3 (Burke 3), Notre Dame 2. **Steals:** N.C. State 3, Notre Dame 10 (McBride 4). **Attendance:** 8,169.

GAME	32	#2 NOTRE DAME 69
		#10 DUKE 53
	ACC Championship - Final	
	March 9, 2014	
	Greensboro Coliseum (Greensboro, N.C.)	

Duke (53)												
PLAYER	MIN	FG-A	3FG-A	FT-A	REB	AST	PFT	P	T	F	T	P
Peters	34	9-12	0-1	0-0	6	1	1	18				
Williams	36	7-13	0-0	3-6	16	2	4	17				
Johnson	36	3-7	0-1	0-1	0	3	2	6				
Jackson	31	1-7	0-1	0-2	4	2	4	2				
Liston	33	2-11	0-2	0-0	6	1	3	4				
Chidom	20	3-6	0-0	0-3	4	0	1	6				
Henson	10	0-1	0-0	0-0	1	0	1	0				
Team					3							
Totals	200	25-57	0-5	3-12	40	9	16	53				

Notre Dame (69)												
PLAYER	MIN	FG-A	3FG-A	FT-A	REB	AST	PFT	P	T	F	T	P
Achonwa	37	4-14	0-0	0-0	7	2	3	8				
Braker	15	0-3	0-0	1-2	2	0	3	1				
Allen	29	0-0	0-0	0-0	1	4	4	0				
McBride	36	10-21	2-5	3-4	4	2	0	25				
Loyd	38	10-16	2-5	4-5	7	2	0	26				
Reimer	22	1-4	0-0	0-0	5	1	1	2				
Mabrey	20	2-5	2-5	1-2	1	1	1	7				
Wright	3	0-0	0-0	0-0	1	0	0	0				
Team					8							
Totals	200	27-63	6-15	9-13	36	12	12	69				

Duke	28	25	—	53
Notre Dame	28	41	—	69

FG Pct: Duke 43.9, Notre Dame 42.9. **3-PT FG Pct:** Duke 0.0, Notre Dame 40.0. **FT Pct:** Duke 25.0, Notre Dame 69.2. **Turnovers:** Duke 20, Notre Dame 10. **Blocked Shots:** Duke 6 (Williams 3), Notre Dame 3 (Reimer 3). **Steals:** Duke 6 (Chidom, Henson 2), Notre Dame 10 (Loyd 3). **Attendance:** 8,190.

GAME	33	#2 NOTRE DAME 93
		ROBERT MORRIS 42
		NCAA Notre Dame Region - First Round
		March 22, 2014
		Savage Arena (Toledo, Ohio)

Robert Morris (42)												
PLAYER	MIN	FG-A	3FG-A	FT-A	REB	AST	PFT	P	T	F	T	P
Spanou	39	2-4	1-2	2-2	6	4	4	7				
Oursler	23	1-4	0-0	2-3	4	0	3	4				
Stamoulamprou	38	5-14	2-8	0-0	2	0	0	12				
Brown	16	0-2	0-0	0-0	2	2	0	0				
Ravelli	33	2-13	1-6	0-0	1	3	3	5				
Emberg	1	0-0	0-0	1-2	0	0	0	1				
Navarro	22	3-6	3-5	0-0	1	0	0	9				
Jackson	2	0-0	0-0	0-0	0	0	0	0				
Hartwell	23	1-9	0-0	2-4	3	0	1	4				
Sole	0+	0-0	0-0	0-0	0	0	0	0				
Olingende	3	0-0	0-0	0-0	0	0	0	0				
Team					3							
Totals	200	14-52	7-21	7-11	22	9	11	42				

Notre Dame (93)												
PLAYER	MIN	FG-A	3FG-A	FT-A	REB	AST	PFT	P	T	F	T	P
Achonwa	20	6-10	0-0	3-3	6	3	1	15				
Braker	19	5-7	0-0	0-0	8	0	2	10				
Allen	20	1-2	0-1	0-0	2	7	1	2				
McBride	20	3-8	2-5	1-1	1	4	0	9				
Loyd	20	7-11	1-2	0-0	7	0	1	15				
Holloway	6	1-3	0-1	0-0	0	0	0	2				
Nelson	4	1-1	0-0	0-0	0	0	2	2				
Reimer	15	2-3	0-0	2-2	2	3	4	6				
Cable	18	5-9	3-4	0-0	8	1	3	13				
Mabrey	23	6-7	4-5	0-0	0	3	0	16				
Huffman	12	0-1	0-0	0-0	2	0	1	0				
Wright	21	1-2	0-0	1-4	3	2	3	3				
Thompson	2	0-0	0-0	0-0	0	0	0	0				
Team					6							
Totals	200	38-64	10-18	7-10	45	23	18	93				

Robert Morris	15	27	—	42
Notre Dame	50	43	—	93

FG Pct: Robert Morris 26.9, Notre Dame 59.4. **3-PT FG Pct:** Robert Morris 33.3, Notre Dame 55.6. **FT Pct:** Robert Morris 63.6, Notre Dame 70.0. **Turnovers:** Robert Morris 17, Notre Dame 13. **Blocked Shots:** Robert Morris 1, Notre Dame 4. **Steals:** Robert Morris 6 (Spanou, Hartwell 2), Notre Dame 8 (Braker, Cable 2). **Attendance:** 4,312.



GAME

34

#2 NOTRE DAME 84

ARIZONA STATE 67

NCAA Notre Dame Region - Second Round

March 24, 2014

Savage Arena (Toledo, Ohio)

GAME

35

#2 NOTRE DAME 89

#2/18 OKLAHOMA STATE 72

NCAA Notre Dame Regional Semifinal

March 29, 2014

Purcell Pavilion (Notre Dame, Ind.)

GAME

36

#2 NOTRE DAME 88

#5/6 BAYLOR 69

NCAA Notre Dame Regional Final

March 31, 2014

Purcell Pavilion (Notre Dame, Ind.)

Arizona State (67)										
PLAYER	MIN	FG-A	3FG-A	FT-A	REB	AST	PFT	PFT		
Brunner	30	1-6	0-0	5-6	10	0	3	7		
Moos	25	2-6	0-0	0-0	4	0	2	4		
Mann	26	5-9	2-5	4-4	2	2	2	16		
Amukamara	22	2-6	0-0	0-0	5	1	5	4		
Davis	22	0-8	0-4	2-2	0	2	1	2		
Hempen	17	1-4	0-1	2-4	2	0	3	4		
Hawkins	14	4-7	1-3	0-1	3	0	2	9		
Burke	9	3-3	0-0	1-1	2	0	5	7		
Thomas	18	3-6	0-1	8-8	0	0	3	14		
Dornstauder	6	0-0	0-0	0-0	1	0	0	0		
Normen	11	0-1	0-0	0-0	1	0	1	0		
Team					1					
Totals	200	21-56	3-14	22-26	31	5	27	67		

Oklahoma State (72)										
PLAYER	MIN	FG-A	3FG-A	FT-A	REB	AST	PFT	PFT		
Donohoe	21	2-6	0-1	1-1	2	0	1	5		
Jones	26	8-15	0-0	0-1	6	0	2	16		
Johnson	24	2-4	1-2	0-0	3	0	4	5		
Bias	39	7-16	1-5	2-2	4	11	4	17		
Martin	33	3-15	0-0	0-0	8	3	4	6		
Atkins	27	4-10	2-4	3-3	5	0	1	13		
Beatty	0+	0-0	0-0	0-0	0	0	0	0		
Suttles	16	2-3	0-1	4-5	2	0	2	8		
Anderson	2	0-0	0-0	0-0	0	0	0	0		
Loecker	12	1-2	0-1	0-0	5	1	4	2		
Team					1					
Totals	200	29-71	4-14	10-12	36	15	22	72		

Baylor (69)										
PLAYER	MIN	FG-A	3FG-A	FT-A	REB	AST	PFT	PFT		
Davis	23	3-12	0-0	1-2	9	0	5	7		
Agbuke	27	2-9	0-0	5-5	12	1	3	9		
Sims	40	12-26	3-8	6-6	5	6	4	33		
Johnson	30	1-6	0-0	2-2	3	2	4	3		
Robertson	34	2-5	2-5	0-0	3	3	4	6		
Fuqua'	1	0-0	0-0	0-0	0	0	1	0		
Chandler	1	0-0	0-0	0-0	0	0	0	0		
Wright	12	1-3	1-3	0-0	1	1	0	3		
Small	6	1-2	0-1	0-0	1	0	2	2		
Higgins	4	0-0	0-0	0-0	0	0	1	0		
Cave	22	2-8	0-0	1-3	5	0	3	5		
Team					5					
Totals	200	24-71	6-17	15-18	44	13	27	69		

Notre Dame (84)										
PLAYER	MIN	FG-A	3FG-A	FT-A	REB	AST	PFT	PFT		
Achonwa	27	8-10	0-0	9-12	11	1	2	25		
Braker	26	1-2	0-0	0-0	6	4	3	2		
Allen	27	1-2	0-0	2-3	2	2	4	4		
McBride	35	8-19	2-4	4-4	5	9	3	22		
Loyd	33	5-12	0-1	9-11	7	1	0	19		
Holloway	2	0-2	0-0	0-0	1	0	0	0		
Nelson	6	0-0	0-0	0-0	1	0	1	0		
Reimer	6	2-5	0-0	1-2	1	0	4	5		
Cable	16	2-2	0-0	0-0	1	1	1	4		
Mabrey	13	1-2	1-1	0-0	1	1	2	3		
Huffman	2	0-0	0-0	0-0	1	0	1	0		
Wright	7	0-1	0-0	0-0	0	0	1	0		
Team					2					
Totals	200	28-57	3-6	25-32	39	19	22	84		

Arizona State	26	41	—	67
Notre Dame	32	52	—	84

FG Pct: Arizona State 37.5, Notre Dame 49.1. **3-PT FG Pct:** Arizona State 21.4, Notre Dame 50.0. **FT Pct:** Arizona State 84.6, Notre Dame 78.1. **Turnovers:** Arizona State 22, Notre Dame 22. **Blocked Shots:** Arizona State 1, Notre Dame 4 (Loyd 2). **Steals:** Arizona State 9 (Mann 4), Notre Dame 9 (Loyd 3). **Attendance:** 3,544.

Notre Dame (89)										
PLAYER	MIN	FG-A	3FG-A	FT-A	REB	AST	PFT	PFT		
Achonwa	35	10-13	0-0	3-5	7	6	0	23		
Braker	11	0-3	0-0	2-2	2	0	2	2		
Allen	32	1-2	0-0	3-4	4	6	2	5		
McBride	32	7-19	2-5	2-2	5	4	2	18		
Loyd	36	9-16	1-2	1-1	12	0	1	20		
Holloway	2	0-0	0-0	1-2	0	0	0	1		
Nelson	1	0-0	0-0	0-0	0	0	1	0		
Reimer	12	1-3	0-0	2-4	2	0	3	4		
Cable	16	3-5	0-1	2-2	2	1	0	8		
Mabrey	9	1-2	0-0	0-0	1	0	0	2		
Huffman	2	0-1	0-0	0-0	0	0	1	0		
Wright	12	2-3	0-0	2-4	7	1	1	6		
Team					4					
Totals	200	34-67	3-8	18-26	46	18	13	89		

Oklahoma State	35	37	—	72
Notre Dame	49	40	—	89

FG Pct: Oklahoma State 40.8, Notre Dame 50.7. **3-PT FG Pct:** Oklahoma State 28.6, Notre Dame 37.5. **FT Pct:** Oklahoma State 83.3, Notre Dame 69.2. **Turnovers:** Oklahoma State 13, Notre Dame 12. **Blocked Shots:** Oklahoma State 6 (Donohoe, Jones 3), Notre Dame 10 (Achonwa 5). **Steals:** Oklahoma State 7 (Bias, Suttles 2), Notre Dame 8 (Loyd 3). **Attendance:** 8,774 (sellout).

Notre Dame (88)										
PLAYER	MIN	FG-A	3FG-A	FT-A	REB	AST	PFT	PFT		
Achonwa	27	6-9	0-0	7-8	15	1	3	19		
Braker	28	4-4	0-0	2-2	6	2	3	10		
Allen	34	1-5	0-2	6-6	3	3	2	8		
McBride	18	2-9	0-1	7-8	2	5	3	11		
Loyd	38	12-27	2-6	4-5	5	2	2	30		
Holloway	1	0-0	0-0	0-0	0	0	0	0		
Nelson	1	0-0	0-0	0-0	0	0	0	0		
Reimer	20	2-7	0-0	0-0	4	0	4	4		
Cable	19	0-1	0-0	2-2	6	0	2	2		
Mabrey	10	1-4	0-2	2-2	1	0	0	4		
Huffman	1	0-0	0-0	0-0	0	0	0	0		
Wright	3	0-0	0-0	0-0	0	0	0	0		
Team					4					
Totals	200	28-66	2-11	30-33	46	13	19	88		

Baylor	32	37	—	69
Notre Dame	44	44	—	88

FG Pct: Baylor 33.8, Notre Dame 42.4. **3-PT FG Pct:** Baylor 35.3, Notre Dame 18.2. **FT Pct:** Baylor 83.3, Notre Dame 90.9. **Turnovers:** Baylor 17, Notre Dame 11. **Blocked Shots:** Baylor 3 (Davis 2), Notre Dame 4. **Steals:** Baylor 3, Notre Dame 8 (Braker 4). **Technical Foul:** Head coach Mulkey (BU). **Attendance:** 8,774 (sellout).

INTRODUCTION

2014-15 SEASON PREVIEW

STUDENT-ATHLETES

COACHING STAFF

2014-15 OPPONENTS

2013-14 SEASON IN REVIEW

RECORDS

HISTORY



2013-14 Box Scores

GAME 37 #2 NOTRE DAME 87
#11/9 MARYLAND 61
NCAA Women's Final Four - National Semifinal
April 6, 2014
Bridgestone Arena (Nashville, Tenn.)

GAME 38 #1 CONNECTICUT 79
#2 NOTRE DAME 58
NCAA Women's Final Four - National Championship
April 8, 2014
Bridgestone Arena (Nashville, Tenn.)

Maryland (61)										
PLAYER	MIN	FG-A	3FG-A	FT-A	REB	AST	P	F	T	P
DeVaughn	28	1-1	0-0	5-6	5	0	4	7		
Thomas	33	5-13	1-1	3-4	6	2	4	14		
Jones	26	7-10	0-0	2-4	3	2	3	16		
Brown	38	3-10	1-5	4-6	3	8	4	11		
Rutan	12	0-1	0-1	0-0	0	2	3	0		
Austin	1	1-2	0-1	0-0	0	0	0	2		
Mincy	30	5-10	1-4	0-0	1	1	1	11		
Moseley	2	0-1	0-0	0-0	0	0	0	0		
Howard	7	0-1	0-0	0-0	1	0	1	0		
Pavlech	1	0-0	0-0	0-0	0	0	0	0		
Townsend	1	0-0	0-0	0-0	0	0	0	0		
Pfiman	8	0-1	0-0	0-0	0	1	1	0		
Walker-Kimbrough	13	0-4	0-0	0-0	1	0	1	0		
Team					1					
Totals	200	22-54	3-12	14-20	21	16	22	61		

Notre Dame (87)										
PLAYER	MIN	FG-A	3FG-A	FT-A	REB	AST	P	F	T	P
Reimer	30	3-10	0-0	3-4	5	4	4	9		
Braker	11	1-3	0-0	0-2	2	0	3	2		
Allen	33	2-3	0-1	5-7	3	5	2	9		
McBride	30	12-21	1-4	3-3	7	2	1	28		
Loyd	31	6-11	1-2	3-6	9	0	3	16		
Holloway	3	0-0	0-0	0-0	0	2	0	0		
Nelson	2	0-0	0-0	0-0	1	0	1	0		
Cable	19	2-3	1-2	2-2	5	1	1	7		
Mabrey	15	0-4	0-1	0-0	1	0	0	0		
Huffman	3	2-2	0-0	0-0	0	0	0	4		
Wright	23	4-6	0-0	4-4	9	1	1	12		
Team					8					
Totals	200	32-63	3-10	20-28	50	15	16	87		
Maryland	31	30	—	61						
Notre Dame	48	39	—	87						

FG Pct: Maryland 40.7, Notre Dame 50.8. **3-PT FG Pct:** Maryland 25.0, Notre Dame 30.0. **FT Pct:** Maryland 70.0, Notre Dame 71.4. **Turnovers:** Maryland 13, Notre Dame 16. **Blocked Shots:** Maryland 3, Notre Dame 2. **Steals:** Maryland 11 (Mincy 4), Notre Dame 5 (McBride 2). **Attendance:** 17,548.

Notre Dame (58)										
PLAYER	MIN	FG-A	3FG-A	FT-A	REB	AST	P	F	T	P
Reimer	28	3-5	0-0	0-0	4	1	2	6		
Braker	19	1-2	0-0	0-0	4	0	4	2		
Allen	29	1-5	0-2	0-0	3	5	1	2		
McBride	39	8-18	2-6	3-4	5	2	4	21		
Loyd	35	4-15	2-4	3-4	6	2	1	13		
Holloway	1	0-0	0-0	0-0	0	0	0	0		
Nelson	1	0-0	0-0	0-0	0	0	0	0		
Cable	14	0-3	0-1	2-2	3	2	0	2		
Mabrey	24	4-10	2-6	0-0	1	2	0	10		
Huffman	0+	1-2	0-0	0-0	0	0	0	0		
Wright	10	0-2	0-0	0-0	0	1	2	0		
Team					5					
Totals	200	22-62	6-19	8-10	31	15	14	58		

Connecticut (79)										
PLAYER	MIN	FG-A	3FG-A	FT-A	REB	AST	P	F	T	P
Mosqueda-Lewis	39	8-19	2-7	0-0	7	2	3	18		
Stewart	39	10-15	0-2	1-3	9	4	1	21		
Dolson	38	8-13	0-0	1-1	16	7	3	17		
Jefferson	38	2-8	0-1	0-0	5	7	2	4		
Hartley	29	4-15	2-9	3-5	2	3	3	13		
Pulido	1	0-0	0-0	0-0	0	0	0	0		
Chong	1	0-0	0-0	0-0	0	0	0	0		
Banks	1	1-1	0-0	0-0	0	0	0	2		
Lawlor	1	0-0	0-0	0-0	1	0	0	0		
Stokes	13	1-2	0-0	2-6	8	2	0	4		
Team					6					
Totals	200	34-73	4-19	7-15	54	25	12	79		
Notre Dame	38	20	—	58						
Connecticut	45	34	—	79						

FG Pct: Notre Dame 35.5, Connecticut 46.6. **3-PT FG Pct:** Notre Dame 31.6, Connecticut 21.1. **FT Pct:** Notre Dame 80.0, Connecticut 46.7. **Turnovers:** Notre Dame 13, Connecticut 15. **Blocked Shots:** Notre Dame 4 (Reimer 3), Connecticut 6 (Dolson 3). **Steals:** Notre Dame 7 (Allen 2), Connecticut 5 (Jefferson, Mosqueda-Lewis 2). **Attendance:** 17,519.



Graduated Monogram Winners



NATALIE ACHONWA

Hometown: Guelph, Ontario
High School: St. Mary's Catholic Secondary School

Forward 6-3 Class of 2014

ACHONWA'S CAREER HIGHS

Points: 26 at Virginia (1/12/14)
Rebounds: 20 vs. South Florida (3/10/13)
Assists: 8 vs. Boston College (1/10/14)
Field-Goals: 10, three times
(MR: vs. Oklahoma State, 3/29/14)
Field-Goal Attempts: 16 vs. South Florida (3/10/13)
Three-Point Field-Goals: 2 vs. Pittsburgh (1/17/12)
Three-Point Field-Goal Attempts: 3 vs. Pittsburgh (1/17/12)
Free-Throws: 12 vs. Texas A&M (12/21/12)
Free-Throw Attempts: 15 vs. Miami (1/23/14)
Steals: 3, eight times
(MR: at Tennessee, 1/20/14)
Blocked Shots: 5 vs. Oklahoma State (3/29/14)
Minutes Played: 42 vs. Connecticut (3/4/13)

MISCELLANEOUS

Double-doubles	28
Double-figure scoring games	79
20-point games	15
Double-figure rebound games	29
5-block games	1
5-assist games	9

IN THE NOTRE DAME RECORD BOOK: At the time of her graduation, ranked 12th on Notre Dame's career scoring list with 1,546 points; also third in games played (145), fourth in rebounds (970), tied-fifth in double-doubles (28), and sixth in field-goal percentage (.562).

SENIOR SEASON (2013-14): Team captain ... started 33 games, averaging career-high 14.9 points to go along with 7.7 rebounds and career-best 2.8 assists per game and team-high eight double-doubles ... ranked second in Atlantic Coast Conference/third nationally in field-goal percentage (.611); also seventh on Notre Dame single-season charts, tie-fourth in ACC in defensive rebounds (5.6), seventh in rebounds, 10th in blocks (1.2) and 15th in scoring ... missed first three games of season following preseason arthroscopic right knee surgery to repair torn meniscus ... made first appearance of season at Penn, starting and playing 14 minutes, totaling four points, three rebounds, three assists, two steals and one block ... looked sharp against No. 25 DePaul with team-high 17 points (8-14 FG), eight boards and three assists ... produced first double-double of season with 11-point, 10-rebound effort against Duquesne in native Canada ... turned in best effort of young season with game highs of 21 points and 10 rebounds at No. 10/11 Penn State ... scored 16 points (12 in

second half) and plucked team-high nine rebounds (seven offensive) at Oregon State ... recorded third double-double of season with efficient 13 points (6-9 FG) and season-best 13 rebounds in just 21 minutes against South Dakota State ... also dished out six assists, all in first half ... tallied second double-double in a row with 15 points (7-9 FT) and season high-tying 13 rebounds against Clemson ... also added career high-tying three blocks ... handed out a game- and career-high eight assists (no turnovers) in 17 minutes against Boston College ... turned in monster game at Virginia by scoring a career-high 26 points (9-14 FG, 8-10 FT) to go along with a season-high 16 rebounds to record her fifth double-double of the season ... also tied her career high with three blocks ... eight of her boards were offensive and added three assists ... totaled 14 points (6-9 FG, 2-2 FT), seven rebounds, five assists and two blocks at Pittsburgh ... logged third consecutive double-digit scoring effort at No. 11/10 Tennessee with 15 points (7-11 FG), plus seven rebounds, three assists, three steals (tied career high) and two blocks ... led all players with game highs of 23 points (career-high 15 FTA) and nine rebounds vs. Miami, logging third 20-point game of season ... added two steals and two blocks (including 100th career block), posting multiple blocks for seventh game in a row ... missed double-double by one rebound for fifth time this year, finishing with 15 points (6-9 FG) and nine rebounds at No. 3 Duke ... had one of most efficient games of career at Florida State with game-high 24 points on 10-of-12 shooting (10 field-goals tied career high) ... added five rebounds and four assists ... piled up 14 points (6-10 FG), six rebounds, three assists and two steals in just 17 minutes against Syracuse ... nabbed 13 points (5-9 FG), four rebounds and team-high four assists at Boston College ... posted team-high sixth double-double of season with 21 points (7-11 FG, 7-13 FT) and team-best 10 rebounds (plus career high-tying three blocks) against Georgia Tech on Senior Night ... contributed well-balanced line in rematch against No. 7 Duke, with 15 points (6-8 FG) and game highs of seven rebounds and six assists (her fourth five-assist game of season) ... tallied 24 points (7-12 FG, 10-14 FT) and eight rebounds in regular-season home finale against No. 14/11 North Carolina ... finished off regular-season with nearly perfect shooting at No. 13/17 North Carolina State, ending up with game-high 19 points (8-9 FG, 3-3 FT) and six rebounds ... had 11 points (5-7 FG) in ACC quarterfinal win over Florida State ... shared team-high honors with seven rebounds in ACC title game win over No. 10 Duke ... collected 15 points (6-10 FG), six rebounds and three assists in NCAA opener against Robert Morris ... sparked in NCAA second-round win over Arizona State with game highs of 25 points (8-10 FG, 9-12 FT) and 11 rebounds for team-high seventh double-double of year (27th career) ... packed stat sheet against No. 21/18 Oklahoma State in NCAA Sweet 16

CAREER HONORS

2014: WNBA First-Round Draft Pick (No. 9 overall - Indiana) ... Associated Press All-America Third Team ... Full Court Press All-America Team (*honorable mention*) ... All-Atlantic Coast Conference Second Team (*Blue Ribbon Panel/Coaches*) ... NCAA Notre Dame Regional All-Tournament Team ... All-ACC Tournament Second Team ... ACC All-Academic Team ... Team captain. **2013:** Associated Press All-America Team (*honorable mention*) ... WBCA Coaches' All-America Team (*honorable mention*) ... First-Team All-BIG EAST ... NCAA Norfolk Regional All-Tournament Team ... World Vision Classic All-Tournament Team. **2012:** NCAA Raleigh Regional All-Tournament Team. **2011:** BIG EAST All-Freshman Team ... BIG EAST Freshman of the Week (Dec. 13).

with game-high 23 points (10-13 FG), seven rebounds, six assists, career-high five blocks and two steals ... chalked up eighth double-double of season (second in NCAA Championship) with 19 points (6-9 FG) and game-high 15 rebounds in NCAA Elite Eight win over No. 5/6 Baylor ... 15 rebounds are second-most ever by Notre Dame player in an NCAA Championship game and most since 1997 (Katryna Gaither vs. George Washington in East Regional final) ... suffered torn ACL in left knee with 4:51 left in second half against Baylor and did not play in either NCAA Final Four game (averaged 20.5 ppg., 9.8 rpg. with .714 FG percentage in 2014 NCAA Championship).

2013 EUROPEAN TOUR: Played in two games (starting both), averaging 13.0 points, 7.5 rebounds and 2.0 blocks per game ... had near double-double in first of two wins over French All-Star Team, collecting 13 points and nine rebounds in just 18 minutes ... added balanced effort with 13 points (5-9 FG), six rebounds and four blocks in second victory over French side.

JUNIOR SEASON (2012-13): Started all 37 games, nearly averaging a double-double with 13.8 ppg. and 9.4 rpg. ... set school record with 19 double-doubles (eight vs. ranked opponents, three in NCAA Championship; had one career double-double prior to the season) ... scored in double figures 31 times ... led BIG EAST (ranked 15th nationally) in double-doubles (19) with one "5-5-5" game to her credit ... ranked among top 15 in conference in rebounds (2nd), defensive rebounds (2nd - 6.2 drpg.), field-goal percentage (8th), offensive rebounds (6th - 3.2 drpg.), free-throw percentage (9th - .800) and scoring (16th) ... opened year with 17 points (7-8 FT) and 10 rebounds in Carrier Classic win over No. 19/21 Ohio State (first season-opening double-double for Notre Dame player since 2009/Becca Bruszewski vs. Arkansas-Pine Bluff) ... filled up stat sheet with eight points, eight rebounds, four assists and three steals in home opener vs. University of Massachusetts ... had 22 points (8-11 FG, 6-6 FT), 10 rebounds in only 18 minutes against Mercer; also tied career high with three blocks ... scratched out double-double at No. 19/22 UCLA, dodging foul trouble to collect 10 points and 10 rebounds ... posted third consecutive double-double with 11 points and 10 rebounds (plus career high-tying three blocks) in career-best 35 minutes at Central Michigan; second Notre Dame player in as many seasons with three double-doubles in a row

INTRODUCTION

2014-15 SEASON PREVIEW

STUDENT-ATHLETES

COACHING STAFF

2014-15 OPPONENTS

2013-14 SEASON IN REVIEW

RECORDS

HISTORY

91

12 NCAA Sweet Sixteens | 16 All-Americans | 14 USA Basketball Gold Medalists



Graduated Monogram Winners

(Devereaux Peters) ... had 11 points, seven rebounds and four assists vs. No. 3 Baylor ... chalked up another double-double against Utah State, including career highs in points (23), field-goals made (10) and field-goals attempted (13), as well as a game-high 12 rebounds in only 21 minutes (her second "point-a-minute" game of the year) ... tied career high with five assists in 19 minutes vs. Alabama A&M; also grabbed seven rebounds in the win ... had 13 points, four rebounds and three assists in only 16 minutes against Kansas State ... registered 22 points and (then) career-high 14 boards against No. 22 Texas A&M; also set career highs in minutes played (36), free-throws made (12) and free-throws attempted (14) ... continued dominance on the glass, pulling down (then) career-high 17 rebounds (nine offensive) with 15 points (7-10 FT) against No. 11 Purdue; also added three steals and two blocks ... had 17 points (8-10 FG) in 18 minutes vs. Saint Francis (Pa.) ... started BIG EAST play with double-double (10 points, game-high 11 rebounds) at No. 1 Connecticut, helping Notre Dame to its first-ever road win over a top-ranked opponent ... reached 20-point mark for fourth time with 20-point (7-13 FG, 6-7 FT), eight-rebound effort in overtime win at South Florida; also had four assists and career high-tying three steals in (then) career-best 41 minutes ... turned in balanced line against Rutgers with 11 points (4-6 FG), six rebounds and four assists ... dodged foul trouble against Georgetown to record 12 points and 10 rebounds, while adding two steals and two blocks ... piled up second double-double in a row with 16 points (8-13 FG) and game-high 12 rebounds (eight offensive), plus three assists and two blocks, in 23 minutes against St. John's ... posted first career "5-5-5" game at Pittsburgh, tying career high with five assists while also chipping in six points and seven rebounds ... scored 14 points and grabbed 12 rebounds in only 20 minutes of action against Providence ... had 19 points (7-14 FG; career high for FGA) and 11 rebounds in 35 minutes at Villanova (also had two blocks, her sixth multiple-block game of the season) ... tallied game highs of 22 points (8-11 FG) and 12 rebounds in ESPN2 Big Monday win over No. 10/11 Louisville ... nabbed latest double-double with 17 points (6-12 FG) and game-high 10 rebounds at Marquette ... scored 14 points, grabbed eight rebounds and dished out four assists at DePaul ... despite missing almost entire first half against No. 22/20 Syracuse (second foul at 15:59), roared back with 15th double-double of season (11 points, 12 rebounds) ... contributed 14 points, game-high eight

rebounds and four assists at Providence ... played career-high 42 minutes in triple-overtime win against No. 3 Connecticut, collecting 17 points (5-10 FG, 7-8 FT) and eight rebounds ... had monster 20-point, 20-rebound game in BIG EAST quarterfinal win over South Florida, becoming first Notre Dame player with 20 points/20 rebounds in the same game since Jan. 20, 1988, when Heidi Buneke had 25 points and 20 rebounds in an 80-77 loss at DePaul; also the first player from any school with a 20/20 game in the BIG EAST Championship since March 6, 1993, when Connecticut's Rebecca Lobo had 23 points and a tournament-record 24 rebounds in a win over Seton Hall at Alumni Hall in Providence, R.I.; was the first Fighting Irish player with a 20-rebound game since Buneke's performance at DePaul in 1988 ... scored 11 points and nine rebounds against No. 16/15 Louisville in BIG EAST semifinal in 25 minutes ... made game-winning layup with 1.8 seconds remaining in BIG EAST final at No. 3 Connecticut, helping Notre Dame win its first BIG EAST Championship title in its final season in the conference; had six points in 14 foul-shortened minutes (played final six minutes with four fouls) ... scored 16 points and grabbed eight rebounds in NCAA Championship first-round win over Tennessee-Martin; scored 1,000th career point on layup with 18:03 left in second half ... broke school record with 17th double-double of season by posting 11 points and game-high 14 rebounds in NCAA second-round win at Iowa ... recorded second double-double in as many NCAA Championship games with 17 points (7-11 FG), including 16 in second half, and game-high 10 rebounds in Sweet 16 win over Kansas (also tied career high for fifth time with three blocks ... fashioned third consecutive double-double with 17 points (9-11 FT) and game-high 13 rebounds in NCAA Elite Eight win over No. 5 Duke; first Notre Dame player with three consecutive double-doubles in NCAA Championship play since 2004 (Jacqueline Batteast) ... scored 10 points and grabbed six rebounds (four offensive) in NCAA Women's Final Four semifinal game vs. No. 3 Connecticut.

SOPHOMORE SEASON (2011-12): Played in 36 games, earning one start (first of career) ... chalked up 7.6 points and 4.4 rebounds per game ... ranked third in BIG EAST with team-high .557 field-goal percentage ... missed first three games of season while recovering from preseason surgery to correct torn meniscus ... first action of the season came during a scoreless 12 minutes at No. 1 Baylor which yielded four rebounds ... eight points in 19

minutes against USC ... seven points and seven rebounds in 13 minutes against Penn ... scorched Creighton for career-high 20 points (8-11 FG) in 18 minutes off the bench ... had 11 points, two blocks at Purdue ... scored 15 points with five rebounds vs. No. 8/7 Kentucky ... collected a season-best eight rebounds and scored in double digits (12) for the fourth time in five games vs. Central Florida ... had eight points, five rebounds, two blocks in home win over Longwood ... totaled 13 points (career-high 9-10 FT) and three blocks in 12 minutes at Mercer ... earned first career start vs. No. 2 Connecticut and produced four points, four rebounds and three assists in 20 minutes ... seven points and seven rebounds at No. 18/17 Georgetown ... matched career best with three blocks at Cincinnati, adding eight points and pair of steals ... dropped in 19 points (8-9 FG, career-high 2-3 3FG) and grabbed seven rebounds in just 17 minutes against Pittsburgh ... needed 11 minutes against No. 7/9 Tennessee to record seven points and three assists ... used six of eight shooting effort for 15 points at No. 13/14 Rutgers ... 16 points and five rebounds on second consecutive 6-of-8 shooting performance vs. No. RV/23 DePaul ... posted season-high-tying eight rebounds and seven points at Syracuse ... scored eight points and dished out career-high-tying five assists against Liberty in NCAA Championship opener ... scored nine points and brought down five rebounds against No. 21/25 St. Bonaventure in NCAA Sweet 16 ... registered best NCAA Championship outing of her career with 18 points (7-10 FG) and seven rebounds in Raleigh Regional final victory over No. 5 Maryland ... had efficient eight-point (4-5 FG), seven-rebound, three-steal effort in season-high 27 minutes of NCAA Final Four overtime win against No. 3 Connecticut ... scored seven points and hauled down six rebounds in NCAA national championship game against No. 1 Baylor.

FRESHMAN SEASON (2010-11): Played in all 39 games ... averaged 6.9 ppg., and 5.3 rpg., with .566 field-goal percentage (would have been fourth in BIG EAST, second among freshmen but needed to make five more baskets to qualify for minimum ranking of 3.0 FGM/game) ... nearly chalked up a "5-5-5" game (at least "5" in three major statistical categories) in her college debut against New Hampshire, finishing with seven points, four rebounds and career-high five assists in 16 minutes ... one of four Fighting Irish players in double figures against Morehead State with 10 points (5-8 FG) ... grabbed career-high 13 boards — including eight on the offensive end

ACHONWA'S CAREER STATISTICS (ALL GAMES)

Season	GP-GS	Min.-Avg.	FG-FGA	Pct.	3FG-3FGA	Pct.	FT-FTA	Pct.	Off	Def	Tot	Avg.	PF-QD	A	T	B	S	Pts	Avg.
2010-11	39-0	713-18.3	112-198	.566	2-4	.500	44-77	.571	86	122	208	5.3	73-2	44	64	17	32	270	6.9
2011-12	36-1	618-17.2	108-194	.557	3-10	.300	54-75	.720	63	94	157	4.4	71-1	49	53	27	24	273	7.6
2012-13	37-37	1001-27.1	184-354	.520	0-0	.000	144-180	.800	119	231	350	9.5	70-4	85	82	34	41	512	13.8
2013-14	33-33	838-25.4	193-316	.611	0-0	.000	105-148	.709	70	185	255	7.7	74-0	91	90	39	34	491	14.9
TOTALS	145-71	3170-21.9	597-1062	.562	5-14	.357	347-480	.723	338	632	970	6.7	288-7	269	289	117	131	1546	10.7

ACHONWA'S CAREER STATISTICS (CONFERENCE GAMES)

Season	GP-GS	Min.-Avg.	FG-FGA	Pct.	3FG-3FGA	Pct.	FT-FTA	Pct.	Off	Def	Tot	Avg.	PF-QD	A	T	B	S	Pts	Avg.
2010-11	16-0	283-17.7	41-80	.513	1-3	.333	23-42	.548	30	49	79	4.9	26-0	15	23	5	6	106	6.6
2011-12	16-1	271-16.9	45-81	.556	2-5	.400	16-22	.727	25	40	65	4.1	30-1	20	26	12	10	108	6.8
2012-13	16-16	455-28.4	82-159	.516	0-0	.000	59-72	.819	50	100	150	9.4	27-1	43	31	17	10	223	13.9
2013-14	16-16	420-26.3	92-145	.634	0-0	.000	67-95	.705	30	88	118	7.4	36-0	49	47	20	15	251	15.7
TOTALS	64-33	1429-22.3	260-465	.559	3-8	.375	165-231	.714	135	277	412	6.4	119-2	127	127	54	41	688	10.8



— and scored four points at No. 9/10 Kentucky ... dropped in 11 points during win over Wake Forest in WBCA Classic ... posted 12 points during a home win over Purdue while snatching seven caroms with four assists and two steals in 24 minutes ... made quick work of Providence with a team-high 13 points on five of six shooting in only nine minutes (weakened by flu) ... averaged 13.5 points and 4.0 rebounds per game, scoring better than a point per minute (27 points in 26 minutes), and registered an astronomical .857 field-goal percentage (12-of-14) during a two-game stretch (Dec. 8-11) to earn BIG EAST Freshman of the Week honors ... tallied season-high 14 points (on seven of eight shooting) and added five rebounds during home victory over Creighton ... one of three Fighting Irish players to score in double figures (12 points) against Valparaiso while successfully draining her first career three-point attempt ... good for eight points, seven boards, two assists, two blocks and two steals in a home rout of Southeast Missouri State ... registered 12 points, four rebounds and two steals at Marquette ... notched nine points and eight boards vs. No. 2 Connecticut ... grabbed game-high nine boards during the matchup with Louisville ... dropped in six points, while also snatching seven boards against No. 16/17 Georgetown ... put down four points and managed four boards and a steal to limit No. RV/23 St. John's ... posted four points, three rebounds and an assist in the victory over Villanova ... racked up 13 points (6-9 FG, including second 3FG of season) vs. No. RV/25 Syracuse ... matched season high with 14 points (4-6 FG, season-high 6-10 FT) at South Florida; also grabbed eight boards during the win ... added 12 points and game-high six rebounds in win over Seton Hall ... grabbed six rebounds in victory over Cincinnati ... added seven rebounds at No. 12/11 DePaul ... notched eight points (4-5 FG) and five rebounds in BIG EAST semifinal win over No. 9/13 DePaul ... posted first career double-double with 12 points (6-11 FG) and game-high 10 rebounds in BIG EAST title game against No. 1 Connecticut ... grabbed four rebounds at Utah in NCAA Championship debut ... had near double-double in NCAA second-round win over Temple with 10 points (5-7 FG; made first five shots) and eight rebounds off the bench ... logged strong effort in Sweet 16 win over No. 21/20 Oklahoma with 10 points and eight rebounds ... helped Fighting Irish topple No. 4 Tennessee in NCAA Dayton Regional final with six rebounds and two steals ... had four points and four rebounds in NCAA Final Four win over No. 1 Connecticut.

HIGH SCHOOL: Graduated from St. Mary's Catholic Secondary School in Hamilton, Ontario, but did not play her senior season due to her previous participation with the National Elite Development Academy (NEDA); NEDA was a national training center program that brought together the top 12 female developmental athletes from across Canada to train, live and attend high school in a central location (was hosted jointly by the city of Hamilton and McMaster University, and overseen by Canada Basketball) ... selected to join NEDA for her sophomore and junior years of high school before Academy closed in 2009 due to lack of funding; was youngest player selected for NEDA in 2007-08 (age 14) ... played for NEDA team (coached by Mark Walton) that competed against variety of opponents, including Canadian Interuniversity Sport (CIS) and Canadian Colleges Athletic Association (CCAA) teams, American junior

college programs (NJCAA), American prep schools, and other international competition ... highlights of her NEDA career included: game-high 25 points in 2009 game vs. the Toronto Stealth of the semi-pro Women's Blue Chip Basketball League (WBCBL); 18 points in 2009 exhibition vs. Genesee Community College (N.Y.); 19 points in 2009 game vs. Oak Hill Academy (Va.); 19 points and 11 rebounds in 2008 exhibition vs. Monroe Community College (N.Y.); game-high 30 points in 2008 exhibition vs. Laurentian University (Sudbury, Ontario); averaged 16.3 points and 11.7 rebounds with three double-doubles in three-game 2008 exhibition series vs. Argentina U18 National Team; averaged 14.7 points and 6.7 rebounds per game at 2007 Laurentian University Invitational Tournament ... spent her freshman year at Centennial Collegiate & Vocational Institute (CCVI) in Guelph, Ontario.

INTERNATIONAL COMPETITION: Five-time Canada Basketball selection and three-time international medalist ... youngest player ever selected for Canadian Senior National Team, making her debut in September 2009 at age 16 ... most recently earned silver medal with Team Canada at 2013 FIBA Americas Championship in Xalapa, Mexico, averaging 7.5 points and 5.0 rebounds per game with a .462 field-goal percentage as her nation clinched a spot in the 2014 FIBA World Championships (Achonwa had 11 points, 10 rebounds in semifinal win over Puerto Rico that secured that World Championship berth) ... played for Canada in 2012 London Olympics, helping her country to its first medal-round (quarterfinal) berth in 28 years in its first Olympic appearance since 2000; as second-youngest player in Olympic women's basketball tournament at age 19 (only 42 days older than Angola's Ana Goncalves), came off the bench in all six games, averaging 7.2 points, 3.8 rebounds and 2.2 assists per game with two double-figure scoring efforts during the tournament — 14 points (and game-high eight rebounds) in 64-60 loss to eventual silver medalist France, and 11 points in 79-73 preliminary-round win over the world's sixth-ranked team, Brazil, that clinched Canada's quarterfinal berth ... suited up for Team Canada at 2010 FIBA World Championships in Czech Republic (Canada finished 12th); averaged 4.6 points and 3.9 rebounds in eight games at the tournament, including a near double-double (12p, 8r) in the second round against defending European champion France ... in July 2010, competed for Canada in four-game exhibition series against Chile and Sweden in British Columbia; averaged 9.5 points and 4.5 rebounds per game, with a .538 field-goal percentage (14 of 26) and a .769 free-throw percentage (10 of 13) in that four-game series which was part of Canada training camp before World Championship ... made Canadian Senior National Team debut at the 2009 FIBA Americas Championship in Cuiaba, Brazil, helping country to bronze medal (third-place finish) and berth in 2010 FIBA World Championships ... played in all five games for Canada in tournament, averaging 6.6 ppg. and 4.2 rpg., while finishing second on team in steals (1.2 spg.) and blocks (0.6 bpg.) ... earlier in the summer of 2009, suited up for Canadian Junior Women's National Team at FIBA U19 World Championships in Bangkok, Thailand, sparking team to its best-ever placement (fourth) — reached semifinals before losing to USA squad led by her current position coach at Notre Dame (associate head coach Carol Owens) ... named a third-team all-star at the

FIBA U19 Worlds after starting all nine games in tournament, averaging 10.3 ppg. (second on team) and 6.1 rpg. (third on team), along with a team-high 1.4 spg. ... made international debut at age 15 (youngest player selected) for Canada's junior team at 2008 FIBA U18 Americas Championship in Buenos Aires, Argentina, pacing her nation to the silver medal (4-1 record); averaged 7.2 ppg., 5.8 rpg. and 1.0 spg. in the tournament.

AWARDS/HONORS: Third-team all-star at 2009 FIBA U19 World Championships ... 2007 Laurentian University Invitational all-tournament team ... MVP of Canadian provincial championship tournaments in 2006 (U15) and 2008 (U17), and first-team all-star in 2007 (U17) ... two-time tournament MVP (2006, 2007) for Ontario Basketball Association Division I provincial championships ... NEDA team captain as junior (2008-09) ... CCVI Female Athlete of the Year in 2006-07 ... as freshman at CCVI, earned city MVP honors in both basketball and soccer, as well as regional MVP laurels in basketball ... lettered and was team all-star in three sports at CCVI (basketball, soccer and volleyball) ... ranked 23rd by *Dan Olson Collegiate Girls Basketball Report* (fifth-highest small forward), 80th by *All-Star Girls Report* (18th among wing forwards) and 85th by *Blue Star Basketball* ... not rated by ESPN Hoopgurlz, which did not evaluate Canadian players, but was considered equivalent to top-25 signee by that media outlet.

PERSONAL DATA: Last name is pronounced *uh-CHAWN-wuh* ... hometown is pronounced *GWELF* ... daughter of Marion and Manny Achonwa ... middle of three children ... older brother, Adrian, played basketball at the University of Guelph (Ontario) ... academic honor roll pick throughout her high school career ... in 2009, was selected as one of Guelph's "top 40 influential people under 40" by the *Guelph Mercury* ... graduated in May 2014 from Notre Dame's top-ranked Mendoza College of Business with her bachelor's degree in management-consulting.





Graduated Monogram Winners



#44 ARIEL BRAKER

Hometown: Grosse Pointe Woods, Mich.

High School: Grosse Pointe North

Forward 6-1 Class of 2014

BRAKER'S CAREER HIGHS

Points: 15, twice (MR: at Seton Hall, 2/9/13)

Rebounds: 12 vs. South Florida (3/10/13)

Assists: 5 at Penn State (12/4/13)

Field-Goals: 6 vs. Utah State (12/8/12)

Field-Goal Attempts: 9 vs. Alabama A&M (12/19/12)

Three-Point Field-Goals: None

Three-Point Field-Goal Attempts: None

Free-Throws: 6 at North Carolina State (3/2/14)

Free-Throw Attempts: 8 vs. Southeast Missouri State (1/2/11)

Steals: 5 vs. Utah State (12/8/12)

Blocked Shots: 3, six times (MR: vs. Kansas, 3/31/13)

Minutes Played: 38 vs. Connecticut (3/4/13)

MISCELLANEOUS

Double-doubles	0
Double-figure scoring games	13
Double-figure rebound games	2
5-steal games	1
5-assist games	1

SENIOR SEASON (2013-14):

Team captain ... started all 37 games she played, averaging 4.1 points, 4.7 rebounds and career-high 1.2 steals per game ... started 70 of 73 games in final two seasons (team had 67-3 record when she started) ... earned start in season opener against UNC Wilmington, finishing with five points and four rebounds ... had seven points (3-3 FG) and eight rebounds in win over home state foe No. 19/18 Michigan State ... turned in solid effort against Valparaiso, scoring seven points (3-5 FG), grabbing eight rebounds and stealing four passes ... shared game-high honors with nine rebounds at Penn ... appeared in 100th career game at No. 10/11 Penn State, collecting three points, five rebounds, career-high five assists (no turnovers) and two steals ... totaled two points, three assists, two rebounds and two steals against Central Michigan ... despite not scoring (0-3 FG), contributed in other ways at Oregon State with eight rebounds and team highs of four assists and two steals ... both steals came in final four minutes as Irish turned back a determined Ohio State University squad, pulling away with a late 10-2 run ... contributed six points, six rebounds, three assists and season-high two blocks against South Dakota State ... had a season-high nine points (3-4 FG) and four rebounds in Atlantic Coast Conference opener against Clemson ... scored five points (5-6 FT), had seven rebounds and totaled two steals at Virginia ... missed Pittsburgh game with right ankle

injury ... returned to lineup at No. 11/10 Tennessee to collect two points, five rebounds and two steals ... tied season high with nine boards against Miami (to go along with three points and a block) ... perfect from the field (3-3 FG) at No. 8/6 Maryland, collecting six points ... had team-high six rebounds and two steals at Florida State, as well as three-point play that ignited 22-3 run early in second half ... nabbed three points and five rebounds against Syracuse ... steady on Senior Night against Georgia Tech with six points (3-5 FG), six rebounds and two steals ... did little bit of everything at Wake Forest with four points, six rebounds and season high-tying four steals ... strong effort in regular-season home finale against No. 14/11 North Carolina with seven points (5-6 FT), five rebounds and game-high three steals ... put together one of best games of season at No. 13/17 N.C. State with season-high 12 points (3-4 FG, career-high 6-6 FT), team-high eight rebounds and two steals ... contributed six points (4-4 FT) and four rebounds in ACC semifinal win over No. 14/17 North Carolina State ... sparkled in NCAA first-round win over Robert Morris with 10 points (5-7 FG) and game-high eight rebounds ... totaled two points, six rebounds (five offensive) and four assists in NCAA second-round victory over Arizona State ... played key role in NCAA Elite Eight win against No. 5/6 Baylor with 10 points (4-4 FG, 2-2 FT), six rebounds and game-high four steals in season-best 28 minutes ... collected two points and four rebounds in NCAA national championship game against No. 1 Connecticut.

2013 EUROPEAN TOUR: Played in two games (starting once) and averaging 3.5 points, 4.5 rebounds and 2.0 steals per game ... registered five points and six rebounds in first of two wins over French All-Star Team.

JUNIOR SEASON (2012-13): Played in 36 games, starting 33 times (first starts of her career), while averaging 5.4 ppg. and 5.4 rpg. with team-high .581 field-goal percentage (all career-high marks) ... ranked 10th in BIG EAST in blocked shots (1.25 bpg.; team-high 45 total), registering at least one block in 28 games (including 14 games with multiple blocks) ... turned in eight double-figure scoring efforts (had two in first two seasons combined), all after moving into lineup ... made most of her 13 minutes in home opener against University of Massachusetts with seven points on perfect shooting night (2-2 FG, 3-3 FT) ... earned first career start against Mercer and validated that selection with (then) career-high 12 points, five rebounds, three assists and two blocks ... contributed five points, four rebounds and two steals in win at No. 19/22 UCLA ... posted near double-double in return to her home state at Central Michigan with 10 points, eight rebounds and three

steals in 27 minutes ... scored career-high 15 points (6-7 FG) and swiped career-high five steals against Utah State, while matching career best with three blocks in 16 minutes ... had 12 points (5-9 FG), six rebounds vs. Alabama A&M ... recorded 11 points and tied (then) career high with nine rebounds against Kansas State ... handed out career-best four assists against No. 11 Purdue, complementing five points and seven rebounds ... had nine points (2-2 FG, 5-6 FT), five rebounds and two blocks in 15 minutes vs. Saint Francis (Pa.) ... critical defensive presence down stretch in BIG EAST opener at No. 1 Connecticut, coming up with pair of blocks in final seven minutes, including swat with 29 seconds left and rebound of missed UConn shot with six seconds left (both with Irish up by one) as Notre Dame earned first-ever road win over a top-ranked opponent ... logged six rebounds and matched career high with three blocks at South Florida ... scored 10 points (4-5 FG) and grabbed six rebounds in a (then) career-high 28 minutes against Rutgers; also dished out two assists and blocked a pair of shots ... had four points, three rebounds and three assists against Providence ... did little bit of everything in road win at No. 9 Tennessee with two points, five rebounds, three assists and two steals ... tied career high with 15 points on near-perfect shooting afternoon (5-6 FG, 5-5 FT) at Seton Hall; also grabbed five rebounds in 26 minutes ... registered second double-digit scoring effort in as many games with 10 points (5-5 FG) against No. 10/11 Louisville; also grabbed six rebounds and dished out two assists ... missed Marquette game following minor knee procedure ... returned to action at DePaul, playing 21 minutes and collecting four rebounds, two steals and two points ... grabbed seven rebounds and handed out three assists in reserve role against No. 22/20 Syracuse ... capitalized on her 14 minutes at Providence with two points, four rebounds and two steals ... was essential contributor in triple-overtime win over No. 3 Connecticut with nine points (career-high 5-6 FT) and (then) career-best 10 rebounds in career-high 38 minutes; converted three of four free-throws in third overtime, including tying FT with 3:42 left to help spark decisive 11-0 run ... set career rebounding high for second game in a row with 12 caroms in BIG EAST quarterfinal win over South Florida; also added eight points (2-3 FG, 4-4 FT), three blocks and three assists ... grabbed six rebounds in BIG EAST Championship final at No. 3 Connecticut, helping hold the fort in the paint while Natalie Achonwa was saddled with foul trouble ... very sharp in first NCAA Championship start vs. Tennessee-Martin, collecting seven points (3-3 FG), eight rebounds, career high-tying four assists and two blocks in 20 minutes ... scored five points and grabbed nine rebounds in NCAA second-round win at Iowa ... had six points (3-4 FG), seven rebounds, two assists and three blocks in NCAA Sweet 16 win over Kansas; also tied career high for sixth time with the three rejections ... continued solid postseason with six points, seven rebounds and career high-tying four assists in NCAA Elite Eight win over No. 5 Duke ... nearly had double-double in NCAA Women's Final Four semifinal game vs. No. 3 Connecticut with eight points and game-high nine rebounds (plus two blocks) in 18 minutes ... averaged 5.9 points and 8.0





rebounds with .545 field-goal percentage (18 of 33) in final nine games of season.

SOPHOMORE SEASON (2011-12): Saw action in 31 games, averaging 2.2 points and 2.3 rebounds per game with .459 field-goal percentage ... finished with three points, five rebounds and two blocks against Indiana State ... scored four points with four rebounds vs. Hartford ... tossed in six points in BIG EAST opener vs. Marquette ... tied career high with four rebounds vs. Hartford ... tossed in six points in BIG EAST opener vs. Marquette ... tied career high with four steals and four free-throws made while grabbing seven rebounds in win over Central Florida ... matched career-high with three blocks and set personal-best with nine rebounds vs. Longwood ... had four points and eight rebounds at Mercer ... scored seven points in seven minutes at Cincinnati ... collected five points against Pittsburgh ... tied career high with 10 points (career-best 4-4 FT) in win over visiting Villanova ... registered first postseason points with putback layup in closing seconds of BIG EAST quarterfinal win over No. RV/23 DePaul ... scored her first two points in NCAA Championship play during first-round win over Liberty.

FRESHMAN SEASON (2010-11): Appeared in 26 games, averaging 1.6 points and 2.2 rebounds per contest ... highly-efficient defensive presence who led team with one rebound every 2.7 minutes played ... nearly had "5-5-5" game in her college debut against New Hampshire, registering five points, five rebounds and career-high four steals in 12 minutes ... grabbed four rebounds in six minutes against Morehead State ... came off the bench vs. IU/PUI and netted season highs of 10 points and six rebounds in 13 minutes; also blocked a pair of Jaguar shots ... rejected two Creighton shots in three minutes ... finished four for four from the field with eight points and three steals in nine minutes at Valparaiso ... delivered three points, four rebounds and career-high three blocks in 10 minutes against Loyola Marymount ... did a bit of everything in 17 minutes vs. Southeast Missouri State while finishing with five points, eight rebounds, two assists and two blocks ... grabbed three boards against Pittsburgh ... shot two for two at the foul line against No. RV/23 St. John's while blocking two shots ... one of three Fighting Irish players to grab game-high six rebounds in win over Seton Hall ... had two points (2-4 FT), three rebounds and two steals in home finale against Cincinnati.

HIGH SCHOOL: Graduated from Grosse Pointe North High School in Grosse Pointe Woods, Mich., where she was a four-year letterwinner and mainstay for head coach Gary Bennett, helping Norsemen to combined record of 94-11 (.895), including a school-record 24-game winning streak during her senior season (2009-10) ... also led team to 2007-08 Michigan Class A state title, as well as three regional championships (and one regional runner-up finish), four district crowns and four conference titles (undefeated in league play her final three seasons) ... two-time Michigan Class A Player of the Year (2008 by *Detroit News*; 2010 by Associated Press) ... finished close third (five votes shy of second) in 2010 Michigan Miss Basketball voting (and was tops among players from eastern half of state, including Detroit metro area) ... *Detroit Free Press* Final Four All-Tournament Team (2007) ... three-time *Detroit News* Dream Team selection (2007, 2009, 2010) ... four-time Basketball Coaches Association of Michigan (BCAM) Class A all-state (2007 - third team, 2008, 2009, 2010 - first team) ... four-time all-metro selection (2007, 2008, 2009, 2010) ... four-time MAC Red Conference MVP and all-conference pick (2006, 2007, 2009, 2010) ... three-time team captain (2008, 2009, 2010) ... ranked 41st by *All-Star Girls Report* (eighth among wing forwards), 42nd by *Blue Star Basketball*, and 85th by *Dan Olson Collegiate Girls Basketball Report* (14th among small forwards) ... career per-game averages of 14.1 points, 9.8 rebounds, 6.0 steals and 3.4 assists ... as senior in 2009-10, averaged 17.6 ppg., 11.4 rpg., 7.6 spg., 5.4 bpg. and 4.0 apg. ... as junior in 2008-09, averaged 12.3 ppg., 8.1 rpg., 4.3 spg. and 2.4 apg., after suffering knee injury during AAU ball the previous summer ... as sophomore in 2007-08 (state title season), averaged 16.0 ppg., 11.0 rpg., 7.2 spg. and 3.8 apg. ... as freshman in 2006-07, averaged 10.6 ppg., 8.8 rpg., 5.0 spg. and 3.4 apg. ... holds numerous school records including rebounds in game (24), steals in a game (12), rebounds in season (271), steals in season (181), free-throws made in season (96) and free-throws attempted in season (163) ... a triple-double machine in high school, she nearly had a quadruple-double in a January 2010 win over Saginaw Arthur Hill (15 points, 17 rebounds, 10 steals, eight assists, four blocks) ... found great AAU success playing for Michigan Shock/Pistons and

head coach John Ciszewski ... helped AAU teams to four consecutive top-10 finishes at AAU Division I Nationals from 2006-09 (best was third in 2008), as well as two addas Deep South Classic titles (2008 U17 select, 2009) and four AAU state championships ... averaged 19.7 points, 15.3 rebounds, 6.7 steals and 5.3 assists per game during final three seasons of AAU career (led team in scoring each year) ... also a standout high jumper at GPN, qualifying for state meet as a sophomore in 2008.

PERSONAL DATA: Last name pronounced *BREAK-er* ... daughter of Veronica and Daniel Braker ... one of five children, growing up in Evansville, Ind. ... the 17th player from state of Michigan to suit up for Notre Dame ... also coached U13 girls' basketball team near home ... competed in gymnastics for four years ... has read every book in the "Twilight" series ... graduated in May 2014 from Notre Dame's College of Arts and Letters with her bachelor's degree in industrial design.



BRAKER'S CAREER STATISTICS (ALL GAMES)

Season	GP-GS	Min.-Avg.	FG-FGA	Pct.	3FG-3FGA	Pct.	FT-FTA	Pct.	Off	Def	Tot	Avg	PF-DQ	A	T	B	S	Pts	Avg.
2010-11	26-0	149-5.7	12-34	.353	0-0	.000	17-36	.472	25	31	56	2.2	17-0	7	9	14	13	41	1.6
2011-12	31-0	221-7.1	17-37	.459	0-0	.000	34-44	.773	34	38	72	2.3	21-0	8	25	9	11	68	2.2
2012-13	36-33	747-20.8	68-117	.581	0-0	.000	59-86	.686	79	114	193	5.4	75-1	61	34	45	39	195	5.4
2013-14	37-37	629-17.0	52-99	.525	0-0	.000	47-65	.723	83	92	175	4.7	60-0	47	28	14	46	151	4.1
TOTALS	130-70	1746-13.4	149-287	.519	0-0	.000	157-231	.680	221	275	496	3.8	173-1	123	96	82	109	455	3.5

BRAKER'S CAREER STATISTICS (CONFERENCE GAMES)

Season	GP-GS	Min.-Avg.	FG-FGA	Pct.	3FG-3FGA	Pct.	FT-FTA	Pct.	Off	Def	Tot	Avg.	PF-DQ	A	T	B	S	Pts	Avg.
2010-11	14-0	63-4.5	0-7	.000	0-0	.000	5-13	.385	8	12	20	1.4	12-0	2	4	3	5	5	0.4
2011-12	12-0	71-5.9	10-15	.667	0-0	.000	12-16	.750	11	9	20	1.7	13-0	2	11	3	2	32	2.7
2012-13	15-14	303-20.2	22-38	.579	0-0	.000	19-32	.594	30	44	74	4.9	25-0	22	24	14	16	63	4.2
2013-14	15-15	256-17.1	20-32	.625	0-0	.000	26-32	.813	38	31	69	4.6	24-0	14	8	4	20	66	4.4
TOTALS	56-29	693-12.4	52-92	.565	0-0	.000	62-93	.667	87	96	183	3.3	74-0	40	47	24	43	166	3.0



Graduated Monogram Winners



#21 KAYLA McBRIDE

Hometown: Erie, Pa.
High School: Villa Maria Academy

Guard 5-11 Class of 2014

McBRIDE'S CAREER HIGHS

Points: 31 vs. Duke (2/23/14)
Rebounds: 12 vs. Connecticut (1/7/12)
Assists: 9 vs. Arizona State (3/24/14)
Field-Goals: 13 vs. Duke (2/23/14)
Field-Goal Attempts: 28 vs. Connecticut (3/4/13)
Three-Point Field-Goals: 4 at Iowa (3/26/13)
Three-Point Field-Goal Attempts: 9 vs. Duke (2/23/14)
Free-throws: 9 at Pittsburgh (1/23/13)
Free-throw Attempts: 10 at Pittsburgh (1/23/13)
Steals: 5 vs. Massachusetts (11/18/12)
Blocked Shots: 2 at Syracuse (2/7/12)
Minutes Played: 42 vs. Connecticut (3/4/13)

MISCELLANEOUS

Double-doubles	4
Double-figure scoring games	100
20-point games	22
30-point games	1
Double-figure rebound games	6
5-assist games	17
5-lead games	1

IN THE NOTRE DAME RECORD BOOK: At the time of her graduation, ranked fifth in program history with 1,876 career points, as well as first with .882 career free-throw percentage, sixth in career games played (133) and career double-figure scoring games (100), seventh in career minutes played (3,735) and tie-ninth in career games started (114) ... one of five players in program history to score at least 1,800 points and grab 600 rebounds in her career ... 23-game double-digit scoring streak in 2013-14 was fifth-longest in program history ... averaged 18.7 points per game against Top 25 teams during her final two seasons.

SENIOR SEASON (2013-14): Team captain ... started all 38 games, averaging career highs of 17.6 points, 5.3 rebounds and 3.8 assists per game with a double-double and team high 14 20-point games ... ranked second in Atlantic Coast Conference/13th nationally in free-throw percentage (.880), sixth in assist/turnover ratio (1.78), ninth in assists, and 10th in scoring and three-point percentage (.366) ... 669 total points ranked fifth on Notre Dame single-season scoring chart ... played in 100th career game against No. 25 DePaul, dropping in 16 points (6-9 FG) to go along with six rebounds ... notched first 20-point game of the season with game-high 22 points (9-15

FG) against Duquesne ... scored in double figures for eighth time in 10 games with 18-point effort against Central Michigan ... also grabbed eight rebounds and had four assists and three steals ... had game-high 20 points, eight rebounds at Oregon State ... perfect eight for eight from field (2-2 3FG) to tally game-high 18 points against South Dakota State ... eight shots without miss tied for fourth-best effort in school history and third-best in Purcell Pavilion history ... added season-high four steals and three assists ... rang up game highs of 20 points (9-12 FG, 2-2 3FG) and eight rebounds (plus three assists) vs. Boston College ... turned in second 20-plus effort in a row (fourth of season) with 23 points (10-22 FG) at Virginia ... also dished out game-high five assists and grabbed four rebounds ... produced third 20-point effort in a row with 20 points (8-11 FG, 3-3 FT) at Pittsburgh ... also chalked up four rebounds and four assists ... turned in fourth 20-point effort in a row with team-high 22 points at No. 11/10 Tennessee ... added seven rebounds, career high-tying seven assists and three steals ... had 20 points (7-11 FG, 3-5 3FG), four rebounds and three assists at No. 8/6 Maryland, including the game-clinching shot with 11 seconds left to give Notre Dame four-point lead ... tallied efficient game-high 18 points (5-9 FG, season-high 8-8 FT) in 21 minutes against Virginia Tech ... piled up game highs of 23 points (9-15 FG, 5-7 FT), 11 rebounds (also season high) and five assists at No. 3 Duke ... was first double-double of season (fourth of career) ... earned ACC Player of the Week and multiple national honors for efforts in victories over Maryland, Virginia Tech and Duke ... averaged 20.3 points, 5.3 rebounds and 3.0 assists per game with .600 field-goal percentage ... started hot against Syracuse (made six of first seven FG) before finishing with 18 points, six rebounds and five assists ... made 100th career start at Boston College, totaling game highs of 19 points (7-14 FG, 5-5 FT) and three steals, plus team-high four assists ... dished out eight assists on Senior Night against Georgia Tech ... turned in one of finest performance of career in rematch against No. 7 Duke with career-high 31 points (13-25 FG), game highs of seven rebounds and four steals, plus four assists ... sparked in regular-season home finale against No. 14/11 North Carolina with game highs of 28 points (10-15 FG, 7-8 FT) and three steals ... packed stat sheet at No. 13/17 N.C. State with 12 points, seven rebounds, team-high six assists and game-high three steals ... collected 13 points, game high-tying five rebounds and three assists in ACC quarterfinal win over Florida State ... had 10 points, five rebounds and game-high four steals in just 20 minutes in ACC semifinal vs. No. 14/17 N.C. State ... shredded No. 10 Duke in ACC title game with 25 points, making four of her first

CAREER HONORS

2014: 2014-15 USA Basketball National Team Player Pool ... WNBA First-Round Draft Pick (No. 3 overall - San Antonio) ... AP All-America First Team ... USBWA All-America Team ... WBCA Coaches' All-America Team ... Wooden Award All-America Team ... espnW All-America First Team (unanimous) ... *Sports Illustrated* All-America Team ... Full Court Press All-America First Team ... ACC Player of the Year (*Coaches*) ... WBCA Wade Trophy Finalist ... Naismith Trophy Finalist ... Wooden Award Finalist ... Dawn Staley Award Watch List ... WBCA Coaches' All-Region II Team ... All-ACC First Team (*Blue Ribbon Panel/Coaches*) ... NCAA Women's Final Four All-Tournament Team ... NCAA Notre Dame Regional All-Tournament Team ... All-ACC Tournament First Team ... espnW National Player of the Week (Feb. 3) ... USBWA/Ann Meyers Drysdale National Player of the Week (Feb. 3) ... NCAA.com National Player of the Week (Feb. 3) ... ACC Player of the Week (Feb. 3) ... Team captain. **2013:** WBCA Coaches' All-America Team ... AP Third-Team All-America ... First-Team All-BIG EAST ... BIG EAST Championship Most Outstanding Player ... NCAA Norfolk Regional All-Tournament Team ... BIG EAST Championship All-Tournament Team. **2012:** NCAA Raleigh Regional All-Tournament Team ... BIG EAST Championship All-Tournament Team.

five shots from the field and six of 10 in the first half en route to first-team ACC All-Tournament honors ... nearly had double-double in NCAA second-round win over Arizona State with 22 points, career-high (game-best) nine assists and five rebounds ... delivered 18 points, five rebounds and four assists in NCAA Sweet 16 win over No. 21/18 Oklahoma State ... made most of limited minutes (foul trouble) in NCAA Elite Eight win over No. 5/6 Baylor with 11 points (7-8 FT) and team-high five assists ... led the way in NCAA national semifinal victory vs. No. 11/9 Maryland with game-high 28 points (12-21 FG), including 19 in the first half, as well as seven rebounds ... scored team-high 21 points and grabbed five rebounds against No. 1 Connecticut in NCAA national championship game to earn spot on Final Four all-tournament team (24.5 ppg., 6.0 rpg. in two games).

2013 EUROPEAN TOUR: Appeared in all three games (starting twice) and averaging team-high 14.0 points and 5.3 rebounds per outing ... nearly posted double-double in first of two wins over French All-Star Team, finishing with 12 points and nine rebounds ... closed out tour with game-high 21 points and seven rebounds in second victory over French side.

JUNIOR SEASON (2012-13): Appeared in all 37 games (starting 36 times), averaging career highs of 15.9 points, 4.6 rebounds and 2.4 assists per game ... scored in double figures 32 times with one double-double ... ranked seventh in BIG EAST in scoring and led league in free-throw percentage (school-record .900); would have tied for ninth in nation in free-throw percentage, but was two made foul shots shy





of minimum to qualify for national ranking (2.5 FTM/game) ... ranked 14th in the BIG EAST in field-goal percentage (.453) ... opened year with 16 points and six rebounds in Carrier Classic win over No. 19/21 Ohio State ... had game-high 18 points (8-11 FG), six assists and career-high five steals in home opener against University of Massachusetts ... scored 18 points, grabbed five rebounds and dished out four assists in win at No. 19/22 UCLA ... came off bench at Central Michigan after nursing mild ankle injury in preceding week, but still managed 12 points and five rebounds ... dropped in 18 points against No. 3 Baylor ... was off to a perfect shooting day vs. Utah State (3-3 FG, 2-2 FT) before being sidelined with ankle injury; finished with eight points, four assists in 17 minutes ... could make strong case for inclusion on World Vision Classic All-Tournament Team after averaging 15.7 points and 2.7 steals per game with a .512 field-goal percentage (21-of-41) while helping Irish to tournament title ... tallied game-high 16 points (7-11 FG) in only 19 minutes of action against Alabama A&M ... scored 12 points (2-3 3FG) in second-round tournament win over Kansas State ... rang up 19 points (9-19 FG), six rebounds and three steals against No. 22 Texas A&M ... dropped in game-high 18 points (9-14 FG) against No. 11 Purdue, also tied season high with seven rebounds, dished out three assists and had two steals ... racked up impressive stat line in only 16 minutes of action against Saint Francis (Pa.), tying season high with 19 points (7-11 FG, 5-5 FT) and adding four steals ... led the way in Notre Dame's landmark win at No. 1 Connecticut with (then) career-high 21 points (10-21 FG) ... scored 11 points with two assists and two steals vs. Rutgers ... had productive game against Georgetown with team-high 17 points and four rebounds; went 7-of-8 from free-throw line, with late first-half miss (back end of two technical foul shots) ending string of 22 consecutive made free-throws ... scored team-high 19 points (career-best 9-10 FT) while matching season best with seven rebounds, three assists and three steals at Pittsburgh in her homecoming to western Pennsylvania ... tied career high with five assists against Providence ... nearly posted double-double in program's first-ever road win at No. 9 Tennessee, piling up nine points and 10 rebounds, along with three steals ... rang up game-high 19 points (9-12 FG) and five rebounds against Cincinnati, knocking down

first seven shots of day ... packed the stat sheet at Villanova with 16 points, eight rebounds, four assists and three steals ... just missed double-double at Seton Hall with 12 points and nine rebounds ... collected 15 points (4-8 FG, 6-6 FT), four assists and three rebounds against No. 10/11 Louisville ... contributed 16 points and five rebounds at DePaul ... scored (then) career-high 25 points (9-20 FG, 7-8 FT) against No. 22/20 Syracuse while adding five rebounds and three steals ... rang up 24 points (10-15 FG) and six rebounds (five offensive) at Providence ... was major spark in triple-overtime win over No. 3 Connecticut with career-high 26 points (11-28 FG) in career-best 42 minutes; also hit dramatic game-tying three-pointer with 5.2 seconds left in first overtime to keep Irish hopes alive and eventual clinch outright BIG EAST regular-season title ... scored 17 points and tied career high with five assists in BIG EAST semifinal win over No. 16/15 Louisville ... led the way in Notre Dame's BIG EAST Championship game victory at No. 3 Connecticut with game-high 23 points (11-25 FG) ... was named the BIG EAST Championship Most Outstanding Player after averaging 16.7 ppg. in the tournament (the first Notre Dame player to be a conference tournament MOP since 1992, when Margaret Nowlin was named the Midwestern Collegiate Conference/Horizon League Tournament MOP) ... chalked up first double-double of season (third career) in NCAA first-round win over Tennessee-Martin with 22 points (10-13 FG) and game-high 10 rebounds; also tied career high with five assists and added a game-best four steals ... came out on fire in an NCAA second-round win at Iowa, scoring career-high 28 points (career-best 4-7 3FG) — tallied 24 points in the first half alone (on 8-13 FG, 4-5 3FG), becoming first Fighting Irish player in a little more than a year to make four treys in one half (Kaila Turner vs. St. Bonaventure on March 25, 2012) ... tallied 13 points, seven rebounds and four assists in NCAA Sweet 16 win over Kansas ... collected 18 points (3-5 3FG) and career-high seven assists in NCAA Elite Eight win over No. 5 Duke ... scored team-high 16 points (3-4 3FG) and grabbed six rebounds in NCAA Women's Final Four semifinal game against No. 3 Connecticut, continuing her uncanny mastery of the Huskies (in four games against University of Connecticut in 2012-13, she averaged 21.5 points per game) ... scored at least 20 points in six of her final 11 games (20.2 ppg. in that

stretch), after topping 20 points twice in her career to that point (a span of 84 games).

SOPHOMORE SEASON (2011-12): Appeared in all 39 games, starting 36 times ... ranked fourth on team (13th in BIG EAST) with .496 field-goal percentage ... fourth on team in scoring (27th in BIG EAST), averaging 11.6 points per game ... took BIG EAST regular-season free-throw percentage crown (.919), first for Notre Dame player since Megan Duffy in 2004-05 ... piled up 15 points, four steals and seven boards against Akron ... had near-perfect shooting day (6-7 FG, 2-2 3FG, 2-2 FT) en route to 16 points against Indiana State ... came back from first-half foul trouble to chip in 13 points and two steals in Preseason WNIT final at No. 1 Baylor ... scored 12 points in Juncanoo Jam title game against No. 7/6 Duke, including key offensive rebound and free-throw in final minute as Irish completed school record-tying 18-point comeback win ... pulled down nine rebounds (five offensive) in win over Penn ... one point short (19) of matching her career-high mark vs. Marquette (8-9 FG, 1-1 3FG, 2-2 FT) ... dropped 17 points in a home win over No. 8/7 Kentucky ... went 5-for-6 from the field for 11 points with three assists and three steals to help the Irish defeat Central Florida ... had 11 points and three steals at Mercer ... hit 6-of-7 shots from the field and totaled 14 points at Seton Hall ... registered first career double-double with 10 points and career-high 12 rebounds in a home win over No. 2 Connecticut ... also made game-tying layup with 20.2 seconds left in regulation and clinching basket with 1:01 left in overtime ... scored in double figures for fifth consecutive game with 16 points and seven rebounds at No. 18/17 Georgetown ... drained all six free-throw attempts and pulled down game-high six rebounds in a home win over Villanova ... scored 17 points (including nine of team's first 11 on 4-4 FG) while adding six rebounds and career-best five assists in personal-high 38 minutes vs. No. 7/9 Tennessee ... snatched 11 rebounds and scored eight points at St. John's ... second double-double of the season came at No. 13/14 Rutgers (13 points, 10 rebounds) ... erupted for season high-tying 19 points (8-15 FG) at Syracuse ... scored 15 points (7-9 FG) in win at No. 16 Louisville ... scored 12 points (including three clutch buckets early in the second half) and had two key steals in victory at No. 4 Connecticut that clinched BIG EAST

INTRODUCTION

2014-15 SEASON PREVIEW

STUDENT-ATHLETES

COACHING STAFF

2014-15 OPPONENTS

2013-14 SEASON IN REVIEW

MCBRIDE'S CAREER STATISTICS (ALL GAMES)

Season	GP-GS	Min.-Avg.	FG-FGA	Pct.	3FG-3FGA	Pct.	FT-FTA	Pct.	Off	Def	Tot	Avg	PF-DQ	A	T	B	S	Pts	Avg.
2010-11	19-4	452-23.8	68-122	.557	4-17	.235	25-29	.862	20	43	63	3.3	22-0	29	33	3	18	165	8.7
2011-12	39-36	1081-27.7	179-361	.496	19-50	.380	75-86	.872	58	120	178	4.6	75-0	67	71	4	60	452	11.6
2012-13	37-36	1083-29.3	237-523	.453	26-82	.317	90-100	.900	60	110	170	4.6	74-2	88	73	8	57	590	15.9
2013-14	38-38	1119-29.4	259-557	.465	41-112	.366	110-125	.880	43	157	200	5.3	57-0	146	82	6	48	669	17.6
TOTALS	133-114	3735-28.1	743-1563	.475	90-261	.345	300-340	.882	181	430	611	4.6	228-2	330	259	21	183	1876	14.1

MCBRIDE'S CAREER STATISTICS (CONFERENCE GAMES)

Season	GP-GS	Min.-Avg.	FG-FGA	Pct.	3FG-3FGA	Pct.	FT-FTA	Pct.	Off	Def	Tot	Avg	PF-DQ	A	T	B	S	Pts	Avg.
2010-11	5-0	104-20.8	11-20	.550	1-1	1.000	5-6	.833	5	12	17	3.4	11-0	6	12	0	2	28	5.6
2011-12	16-14	435-27.2	68-136	.500	6-17	.353	34-37	.919	24	56	80	5.0	35-0	24	26	3	22	176	11.0
2012-13	16-16	480-30.0	96-208	.462	10-29	.345	49-55	.891	26	45	71	4.4	31-1	36	32	5	20	251	15.7
2013-14	16-16	484-30.3	118-245	.482	15-50	.300	57-62	.919	17	68	85	5.3	25-0	65	32	4	17	308	19.3
TOTALS	53-46	1503-28.4	293-609	.481	32-97	.330	145-160	.906	72	181	253	4.8	102-1	131	102	12	61	763	14.4

RECORDS

HISTORY



Graduated Monogram Winners

regular-season title ... had 14 points (6-11 FG) in BIG EAST quarterfinal win over No. RV/23 DePaul ... tallied 15 points in BIG EAST semifinal victory over No. 25 West Virginia ... posted 13 points and three steals in BIG EAST final at No. 4 Connecticut ... scored in double digits in all three BIG EAST tournament games (team-high 14.0 ppg.) ... tallied team-high 15 points and added three steals in NCAA Championship debut (first-round victory over Liberty) ... registered another double-digit scoring effort (10 points) in NCAA Sweet 16 win over No. 21/25 St. Bonaventure ... had 16 points in NCAA Raleigh Regional final victory over No. 5 Maryland ... scored eight points and tallied six rebounds in NCAA Final Four win over No. 3 Connecticut ... collected 11 points in NCAA national championship game against No. 1 Baylor.

FRESHMAN SEASON (2010-11): Appeared in 19 games, starting four times ... averaged 8.7 points (tops among Fighting Irish reserves) and 3.3 rebounds per game, and shot .557 from the field (third on team) ... collected eight points and three steals in college debut against New Hampshire ... dropped in game-high 14 points (7-11 FG) while adding six rebounds and two steals against Morehead State ... played 33 minutes against No. 15 UCLA, tallying 11 points (2-3 3FG), four rebounds and three assists ... made first career start at No. 9/10 Kentucky, dishing out season-high four assists while pouring in 10 points in season-best 34 minutes ... filled the stat sheet against Butler with 11 points, five boards, three assists and a pair of steals ... steady outing with nine points vs. Creighton ... tied season best with six boards at Valparaiso while adding seven points ... posted best day of young career vs. Loyola Marymount with personal highs of 20 points (9-14 FG) and six rebounds ... stayed hot with 17 points on 6-of-10 shooting with four boards against Southeast Missouri State ... tied for team-high scoring honors with 14 points, while adding season-high-tying six rebounds against Louisville ... had successful homecoming to western Pennsylvania in win at Pittsburgh, pouring in eight points along with five boards and three assists ... missed remainder of season to successfully attend to an off-the-court issue.

HIGH SCHOOL: Graduated from Villa Maria Academy in Erie, Pa., where she was a three-year starter and four-year letterwinner under head coach Scott Dibble, helping Victors to combined record of 106-15 (.876) with two Pennsylvania Class AA state titles (2009, 2010) and a state runner-up finish (2007) in her prep career ... 2010 McDonald's High School All-American ... 2010 *Parade* second-team All-American ... 2010 ESPN RISE second-team All-American ... 2010 MaxPreps fifth-team All-American ... 2010 ESPN Hoopgurlz All-Star Team ... 2010 Gatorade Pennsylvania High School Player of the Year ... two-time Pennsylvania Class AA Player of the Year (2009, 2010) ... three-time all-state selection (2008 - third team, 2009, 2010 - first team) ... three-time first-team all-region pick (2008, 2009, 2010) ... 2007 Western Pennsylvania Freshman of the Year and recipient of the Swintayla Cash Award ... ranked 20th by both ESPN Hoopgurlz (fourth among shooting guards) and *Blue Star Basketball* ... ranked 22nd by *All-Star Girls Report* (also fourth among shooting



guards) ... ranked 68th by *Dan Olson Collegiate Basketball Report* (11th among shooting guards) ... career per-game averages of 14.3 points, 7.6 rebounds and 3.3 steals ... in final two seasons (when VMA compiled 55-5 record and won back-to-back state championships), she averaged 19.1 ppg., 9.8 rpg. and 4.4 spg. ... as senior in 2009-10, led Villa Maria to a 28-2 record and its second consecutive state championship ... averaged 20.5 ppg., 11.8 rpg. and 5.6 spg., including 29 points and 11 rebounds in Class AA state final against York Catholic ... as junior in 2008-09, helped VMA to 27-3 record and state title, while team rose as high as 15th in ESPN Hoopgurlz East Region rankings during season ... posted team highs of 17.3 ppg., 7.8 rpg. and 4.6 apg., along with 3.1 spg. and .820 free-throw percentage ... as sophomore in 2007-08, sparked top-ranked team in Pennsylvania to 24-5 record while averaging 13.0 ppg., 6.8 rpg., 4.5 apg., 3.1 spg. and shooting .730 from foul line ... as freshman in 2006-07, served as top reserve ("sixth man") on Class AA state runner-up squad that went 27-5; she averaged 6.7 ppg., 4.3 rpg., 1.6 spg. and 1.3 apg. with a .740 free-throw percentage that season ... graduated as Villa Maria's all-time lead scorer with 1,727 career points ... tallied career highs of 32 points and 14 rebounds in the same game — a 2009 victory over Oak Hill Academy (Va.), which was ranked 16th in the nation at tipoff ... also sharpened her skills on AAU circuit, playing final three years for Erie Irish AAU under head coach Doug Chuzie, following one season with the Western Pennsylvania Bruins (coached by Hal Kestler).

INTERNATIONAL COMPETITION: One of 16 finalists (along with 2013 Notre Dame graduate Skylar Diggins) for 2014 USA Basketball Senior Women's National Team that earn gold medal at FIBA World Championship in Turkey ... also competed alongside


Diggins at 2013 USA Basketball Senior Women's National Team mini-camp in Las Vegas — at the time, was one of six collegians invited to the camp, which was used to help identify player pool for selections to the 2014 USA World Championship Team and 2016 USA Olympic Team ... first active Fighting Irish player ever to compete with U.S. Senior National Team, and the first to join squad at any time since 2004 (when Ruth Riley earned gold medal with USA Olympic Team in Athens, Greece) ... helped United States to a gold medal at the 2010 FIBA Americas U18 Championship in Colorado Springs ... started all five games for Team USA, averaging 8.2 points and 3.8 rebounds per game with a .500 field-goal percentage and .846 free-throw percentage (tied for fourth on team in scoring and free-throw percentage).

PERSONAL DATA: Daughter of LuAnn and Lamont McBride ... oldest of four children ... younger sister, Karlee, played on women's basketball team at Indiana University in Bloomington, Ind. ... among six Keystone State natives who have suited up for Notre Dame in its history ... elected vice president of Notre Dame's Student-Athlete Advisory Council (SAAC) for 2013-14 academic year (the third Fighting Irish women's basketball player in five years to serve in the school's SAAC officer rotation after presidents Erica Williamson (2010) and Frederica Miller (2012)) ... spent final two years as a SAAC team representative ... received certificate of merit for her participation in Notre Dame's Rosenthal Leadership Academy in 2012-13 and 2013-14 ... graduated in May 2014 from Notre Dame's top-ranked Mendoza College of Business with her bachelor's degree in marketing ... earned spot on 2014 WNBA All-Rookie Team, the second Notre Dame alum in as many seasons to receive that honor (Skylar Diggins - 2013).





NOTRE DAME FIGHTING IRISH



2014-15 WOMEN'S BASKETBALL RECORDS

At the time of her 2013 graduation, Skylar Diggins was the holder or co-holder of 32 program records and remains the only Notre Dame basketball player (male or female) to amass 2,000 points, 500 rebounds, 500 assists and 300 steals in her career.





Team Single-Game Records

POINTS

Most Points, Game

1.	128	vs. Saint Francis (Pa.)	12/31/12
128		at Mercer	12/30/11
3.	120	vs. Pittsburgh	1/17/12
4.	113	vs. Liberty	11/24/89
5.	111	vs. West Virginia	1/7/99
6.	109	at Pittsburgh	1/16/14
109		vs. Utah State	12/8/12
109		vs. Providence	1/24/88
109		vs. Marquette	12/21/90
10.	107	vs. Cleveland State	11/26/02
107		vs. Xavier	2/9/85

Most Consecutive Points: 36 vs. Southeast Missouri on Jan. 2, 2011 (36-0 run in opening 14:39 of game)

Most Points, Home Game

1.	128	vs. Saint Francis (Pa.)	12/31/12
2.	120	vs. Pittsburgh	1/17/12
3.	111	vs. West Virginia	1/7/99
4.	109	vs. Utah State	12/8/12
109		vs. Providence	1/24/88
109		vs. Marquette	12/21/90
7.	107	vs. Cleveland State	11/26/02
107		vs. Xavier	2/9/85
9.	106	vs. Central Michigan	12/22/13
10.	104	vs. Xavier	2/8/86

Most Points, Road Game

1.	128	at Mercer	12/30/11
2.	109	at Pittsburgh	1/16/14
3.	104	at Georgetown	1/19/08
4.	102	at Boston College	11/23/08
5.	99	at Detroit	2/15/90
6.	97	at Providence	1/30/99
97		at Providence	2/16/97
97		at Saint Louis	1/31/91
9.	94	four times	
		(MR: at Valparaiso	12/20/10)

Most Points, Losing Effort

1.	93	vs. Northwestern State	3/24/95
2.	87	at DePaul	1/16/95
87		vs. Alabama	12/3/94
4.	86	at Xavier	2/6/92
86		at Georgia	12/8/91
86		at Detroit	2/11/87
7.	84	vs. Texas A&M	12/3/95
8.	83	vs. UCLA	11/18/10
9.	82	vs. Tennessee	1/12/92
10.	81	at Baylor	11/20/11
81		vs. Connecticut	12/8/98

Most Points, Both Teams

1.	201	vs. West Virginia	1/7/99
2.	196	vs. Northwestern State	3/24/95
3.	194	vs. Illinois	12/24/98
4.	192	vs. Alabama	12/3/94
5.	190	at Georgetown	1/19/08
190		at Xavier	2/6/92
7.	187	vs. Connecticut	12/8/98
8.	186	vs. Nebraska	2/25/82
9.	185	vs. North Carolina	12/4/99
185		at Loyola (Ill.)	2/18/89

Most Points, Half

1.	72 (1st)	at Mercer	12/30/11
2.	66 (1st)	vs. Utah State	12/8/12
66 (2nd)		vs. Pittsburgh	1/17/12
4.	65 (2nd)	vs. Saint Francis (Pa.)	12/31/12
5.	63 (1st)	vs. Saint Francis (Pa.)	12/31/12
6.	62 (2nd)	vs. West Virginia	1/9/97

7.	61 (1st)	vs. Syracuse	2/9/14
61 (1st)		vs. Cleveland State	11/26/02
9.	59 (1st)	vs. South Dakota State	1/2/14
10.	58	four times	
		(MR: 1st vs. Indiana State	11/13/11)

Fewest Points, Game

1.	34	vs. San Diego State	3/21/81
2.	38	vs. Villanova	1/24/04
3.	39	vs. Villanova	3/9/03
39		vs. Louisiana Tech	2/11/83
5.	40	vs. Virginia	2/22/81
6.	41	at Seton Hall	3/1/05
41		vs. Purdue	12/4/92
41		at Marquette	2/3/78
9.	42	vs. Valparaiso	11/18/01
10.	43	three times	
		(MR: at Rutgers	1/24/06)

Fewest Points, Home Game

1.	38	vs. Villanova	1/24/04
2.	39	vs. Louisiana Tech	2/11/83
3.	41	vs. Purdue	12/4/92
4.	42	vs. Valparaiso	11/18/01
5.	45	vs. Villanova	2/26/02
45		vs. UCLA	12/5/81
7.	46	vs. Colorado State	12/23/02
46		vs. Marquette	2/2/80
9.	48	four times	
		(MR: vs. Michigan State	12/13/89)

Fewest Points, Road Game

1.	41	at Seton Hall	3/1/05
41		at Marquette	2/3/78
3.	43	at Rutgers	1/24/06
43		at Tennessee	2/20/89
5.	45	at Seton Hall	2/8/04
45		at Michigan State	2/26/81
7.	46	at Connecticut	1/16/10
46		at DePaul	1/21/84
9.	47	at Connecticut	1/27/07
10.	48	four times	
		(MR: at Villanova	1/24/09)

Fewest Points, Winning Effort

1.	38	vs. Villanova	1/24/04
2.	41	at Seton Hall	3/1/05
3.	42	vs. Valparaiso	11/18/01
4.	46	vs. Colorado State	12/23/02
5.	48	vs. Valparaiso	12/3/77
6.	48	at Illinois State	2/19/83
7.	49	at Maryland	1/9/85
49		at IPFW	1/24/79
9.	50	three times	
		(MR: at Marquette	12/19/04)

Fewest Points, Both Teams

1.	74	vs. Villanova	1/24/04
2.	76	at Seton Hall	3/1/05
3.	77	vs. Valparaiso	11/18/01
4.	86	vs. Marquette	1/10/82
5.	89	vs. Villanova	3/9/03
89		at Maryland	1/9/85
89		vs. Valparaiso	12/3/77
8.	90	at IPFW	1/24/79
9.	91	vs. Colorado State	12/23/02
10.	93	vs. Grace	1/31/78

Fewest Points, Half

1.	11 (1st)	at West Virginia	1/13/08
2.	12 (1st)	vs. Virginia	2/22/81
3.	13 (1st)	vs. Villanova	3/9/03
4.	14 (1st)	vs. Tennessee	12/31/05

5.	15 (1st)	at St. John's	3/3/08
15 (1st)		at Louisville	1/14/06
15 (1st)		at Seton Hall	3/1/05
15 (1st)		at Boston College	2/15/05
9.	16	six times	
		(MR: 1st vs. Virginia Tech	1/10/04)

Largest Margin of Victory

1.	86	at Mercer	12/30/11
2.	78	vs. Liberty	11/24/89
3.	76	vs. Pittsburgh	1/17/12
76		vs. Southeast Missouri	1/2/11
5.	73	vs. Saint Francis (Pa.)	12/31/12
6.	66	vs. Longwood	12/28/11
66		vs. IUPUI	11/26/10
8.	65	vs. Indiana State	11/13/11
9.	63	three times	
		(MR: vs. Morehead State	11/15/10)

Largest Margin of Defeat

1.	76	vs. South Carolina	1/31/81
2.	55	at Tennessee	2/20/89
3.	42	vs. Louisiana Tech	2/11/83
4.	40	vs. Miami (Ohio)	1/17/81
5.	39	vs. Tennessee	3/17/02
6.	37	vs. San Diego State	3/21/81
7.	35	vs. Tennessee	1/7/94
35		at Tennessee	2/14/87
35		vs. Illinois	2/28/81
10.	34	vs. Northeast Missouri	1/12/80

FIELD GOALS

Most Field-Goals Made

1.	48	vs. Pittsburgh	1/17/12 (74 att.)
2.	47	vs. St. Francis (Pa.)	12/31/12 (76)
3.	44	vs. Marquette	1/21/80 (73)
44		vs. Liberty	2/24/89 (64)
44		vs. Butler	2/28/85 (69)
6.	43	vs. Detroit	2/15/90 (72)
7.	42	seven times	
		(MR: vs. Central Mich.	12/22/13 (68))

Most Field-Goals Attempted

1.	97	vs. Grace	1/31/78 (31 made)
2.	93	vs. IPFW	1/24/78 (31)
3.	91	vs. Clark	11/11/78 (31)
4.	89	vs. Connecticut	3/4/13 (35)
5.	88	vs. Saint Louis	2/19/91 (39)
88		vs. Concordia	12/6/80 (35)
7.	87	vs. Longwood	12/28/11 (38)
8.	85	vs. Chicago State	1/13/79 (36)
9.	84	at Connecticut	3/4/97 (32)
84		vs. Chicago State	1/11/80 (30)

Highest Field-Goal Percentage, Game (min. 40 attempts)

1.	.702 (40-57)	at Mercer	12/30/11
.702 (40-57)		vs. Xavier	2/9/85
3.	.684 (39-57)	at Xavier	1/25/90
4.	.680 (34-50)	vs. Boston College	2/12/97
5.	.673 (37-55)	at Detroit	3/6/90
6.	.672 (39-58)	vs. Xavier	2/8/86
7.	.649 (48-74)	vs. Pittsburgh	1/17/12
8.	.646 (42-65)	at Boston College	11/23/08
9.	.644 (29-45)	vs. SMU	1/17/82
10.	.643 (36-56)	vs. Marquette	3/13/08

Highest Field-Goal Percentage, Half (min. 15 attempts)

1.	.833 (15-18; 2nd)	at Dayton	3/12/88
2.	.824 (14-17; 1st)	at Wisconsin-Green Bay	12/4/87
3.	.808 (21-26; 2nd)	at Xavier	1/25/90
4.	.800 (24-30; 1st)	at Mercer	12/30/11





Brittany Mallory had five of Notre Dame's record-setting 36 steals in the 2010-11 season opener against New Hampshire.

5.	.792 (19-24; 2nd)	at Seton Hall	1/2/97
6.	.778 (N/A; 2nd)	vs. Xavier	2/9/85
7.	.774 (24-31; 2nd)	vs. Butler	2/12/91
8.	.750 (24-32; 2nd)	vs. Liberty	11/24/89
9.	.741 (20-27; 1st)	at Saint Louis	1/14/89
10.	.731 (19-26; 2nd)	at Loyola (Ill.)	2/4/95

Highest Field-Goal Percentage, First Half (min. 15 attempts)

1.	.824 (14-17)	at Wisconsin-Green Bay	12/4/87
2.	.800 (24-30)	at Mercer	12/30/11
3.	.741 (20-27)	at Saint Louis	1/14/89
4.	.720 (18-25)	at Michigan State	12/21/95
	.720 (18-25)	vs. Arizona	12/3/88
6.	.688 (22-32)	at Michigan	12/14/13
7.	.677 (21-31)	at St. John's	1/9/01
8.	.667 (18-27)	at Maryland	1/27/14
9.	.657 (23-35)	vs. Arizona	11/20/00
10.	.652 (15-23)	at West Virginia	2/22/11

3-POINT FIELD GOALS

Most 3-Point Field-Goals Made

1.	13	at Miami (Fla.)	1/2/02 (24 att.)
	13	vs. St. John's	2/28/98 (20)
3.	11	at Valparaiso	11/17/00 (19)
	11	vs. St. John's	1/23/99 (25)
	11	vs. Miami (Fla.)	1/8/98 (20)
	11	at Pittsburgh	2/17/96 (20)
7.	10	12 times	(MR: vs. Robert Morris 3/22/14 (18))

Most 3-Point Field-Goals Attempted

1.	29	at Syracuse	1/30/10 (10 made)
	28	vs. Army	11/26/01 (10)
3.	26	vs. Syracuse	2/9/14 (10)
	26	vs. Syracuse	3/3/02 (10)
5.	25	vs. Michigan State	11/29/08 (8)
	25	vs. Michigan	12/2/01 (8)
	25	at Rutgers	2/13/99 (8)
	25	vs. St. John's	1/23/99 (11)
	25	vs. Toledo	12/2/98 (8)
10.	24	at Seton Hall	1/20/99 (10)

Highest 3-Point Percentage (min. 5 attempts)

1.	1.000 (5-5)	vs. Duke	11/17/04
2.	.875 (7-8)	at Boston College	11/23/08

3.	.857 (6-7)	vs. Illinois-Chicago	11/27/93
	.857 (6-7)	vs. Xavier	1/29/91
5.	.833 (5-6)	at Central Florida	11/25/89
6.	.800 (4-5)	vs. USC	12/27/99
	.800 (4-5)	at Georgetown	2/10/96
	.800 (4-5)	vs. Georgetown	12/30/92
9.	.769 (10-13)	at Rutgers	2/19/00
10.	.750 (9-12)	at Pittsburgh	1/16/14

Most Consecutive Games with a 3-Point Field-Goal:

93 (Feb. 12, 1997-Jan. 22, 2000)

FREE THROWS

Most Free-Throws Made

1.	43	at Mercer	12/30/11 (52 att.)
2.	37	vs. Wake Forest	11/27/10 (43)
3.	35	vs. Georgetown	1/15/13 (38)
4.	33	vs. West Virginia	2/4/07 (39)
	33	vs. George Washington	3/19/00 (45)
	33	vs. Marquette	2/20/88 (42)
7.	32	vs. Purdue	12/10/97 (40)
8.	31	vs. West Virginia	1/7/99 (39)
	31	vs. Illinois	11/24/98 (43)
	31	at Marquette	12/9/89 (36)

Most Free-Throws Attempted

1.	52	at Mercer	12/30/11 (43 made)
2.	46	vs. Xavier	2/8/86 (26)
	46	vs. Connecticut	1/15/01 (26)
4.	45	vs. George Washington	3/19/00 (33)
5.	43	vs. Wake Forest	11/27/10 (37)
	43	vs. Illinois	11/24/98 (31)
	43	vs. Georgetown	2/18/98 (28)
8.	42	vs. Marquette	2/20/88 (33)
9.	41	at South Florida	2/5/11 (28)
10.	40	three times	(MR: at Eastern Mich. 12/2/08 (25))

Highest Free-Throw Percentage (min. 10 attempts)

1.	1.000 (18-18)	at Valparaiso	11/30/04
2.	.960 (24-25)	vs. Marquette	12/1/93
3.	.950 (19-20)	vs. Tennessee-Martin	3/24/13
	.950 (19-20)	at St. John's	1/14/03
5.	.947 (18-19)	at North Carolina State	3/2/14
6.	.944 (17-18)	at Louisville	2/20/12
	.944 (17-18)	vs. Villanova	1/16/08
8.	.941 (16-17)	at Pittsburgh	1/23/13
9.	.938 (15-16)	vs. Connecticut	1/27/08
	.938 (15-16)	vs. La Salle	2/17/94

REBOUNDS

Most Rebounds

1.	74	vs. IPFW	1/24/78
2.	67	vs. Duke	11/21/98
	67	at Georgetown	12/30/93
	67	vs. Grace	1/31/78
5.	66	vs. Southeast Missouri	1/2/11
6.	65	vs. Cleveland State	1/20/87
7.	64	vs. Chicago State	1/11/80
8.	62	vs. Alcorn State	3/17/01
	62	vs. Clark	11/11/78
10.	60	three times	(MR: vs. Army 11/26/01)

ASSISTS

Most Assists

1.	38	vs. Saint Francis (Pa.)	12/31/12
	38	vs. Marquette	12/21/90
3.	34	vs. Detroit	2/15/90
	34	vs. Marquette	1/31/87

5.	33	vs. Pittsburgh	1/17/12
6.	32	vs. Michigan State	12/11/99
7.	31	vs. UCLA	12/7/13
	31	vs. Arkansas-Pine Bluff	11/15/09
	31	vs. Arizona	11/20/00
10.	30	vs. Central Michigan	12/22/13
	30	vs. Evansville	11/26/90

BLOCKED SHOTS

Most Blocked Shots

1.	18	at Bradley	2/18/83
2.	16	vs. Boston College	2/10/02
3.	13	vs. Marquette	12/22/01
	13	at St. John's	1/9/01
5.	12	at South Florida	1/8/13
	12	vs. Michigan State	12/2/04
	12	vs. Georgetown	1/29/00
	12	at Marquette	12/13/85
	12	vs. Pacific Lutheran	3/12/80
10.	11	six times	(MR: vs. Purdue 4/1/01)

STEALS

Most Steals

1.	36	vs. New Hampshire	11/12/10
2.	29	vs. Akron	11/11/11
	29	at Saint Louis	1/31/91
	29	vs. Xavier	2/9/85
5.	27	vs. Grace	1/31/78
6.	26	vs. Longwood	12/28/11
	26	vs. Morehead State	11/15/10
8.	25	vs. Indiana State	11/13/11
9.	24	three times	(MR: at Valparaiso 12/20/10)

TURNOVERS

Fewest Turnovers

1.	3	at Maryland	11/16/07
2.	6	at DePaul	2/12/06
	6	vs. Toledo	12/19/88
4.	7	vs. Clemson	1/5/14
	7	vs. Baylor	4/3/12
	7	vs. Virginia Tech	1/26/02
7.	8	seven times	(MR: at Marquette 2/7/13)

Most Turnovers

1.	50	vs. Michigan	12/8/79
2.	42	at Michigan State	12/21/95
3.	41	vs. Purdue	12/4/92
4.	40	at Georgia	12/8/91
5.	38	at Michigan State	2/26/81
6.	37	at South Carolina	2/20/82
	37	at Illinois	2/16/82
8.	36	three times	(MR: vs. Miami (Ohio) 1/17/81)

FOULS

Most Fouls

1.	35	vs. Hawaii	3/22/81
2.	34	at St. Joseph's (Ind.)	2/17/81
3.	33	at South Florida	1/13/07
	33	vs. IPFW	1/24/78
5.	32	at Wisconsin	12/8/97
	32	at Dayton	2/23/89
7.	31	vs. Butler	1/22/94
	31	vs. St. Joseph's (Ind.)	1/16/80
9.	30	four times	(MR: at Baylor 11/20/11)

Individual Single-Game Records



More than 20 years later, Karen Robinson still holds the Notre Dame record for field-goal accuracy in a single game, going a perfect 12 for 12 at Saint Louis on Jan. 14, 1989.

POINTS

Most Points

1.	41	Ruth Riley at Providence	1/30/99
2.	40	Katryna Gaither vs. Ohio	11/29/96
3.	36	Ruth Riley vs. Miami (Fla.)	2/22/00
	36	Ruth Riley vs. Providence	1/10/99
	36	Beth Morgan vs. Alabama	3/22/97

(full list of 30-point scorers on pp. 121)

FIELD GOALS

Most Field-Goals Made

1.	18	Ruth Riley at Providence	1/30/99 (22 att.)
2.	17	Katryna Gaither vs. Ohio	11/29/96 (22)
3.	16	Katryna Gaither vs. Providence	1/14/96 (22)
	16	Katryna Gaither vs. Cleveland State	1/9/95 (20)
	15	Michelle Marciniaik at Georgia	12/8/91 (21)
6.	14	eight times	

(MR: Charel Allen vs. St. John's 1/16/07 (19))

Most Field-Goals Attempted

1.	31	Skylar Diggins vs. Connecticut	3/4/13
	31	Beth Morgan at Connecticut	3/4/97
3.	30	Shari Matvey vs. Chicago State	1/11/80
4.	28	Kayla McBride vs. Connecticut	3/4/13
	28	Shari Matvey at Michigan State	2/26/81
6.	27	Jewell Loyd vs. Baylor	3/31/14
	27	Skylar Diggins vs. Texas A&M	12/21/12
8.	26	Skylar Diggins at Tennessee	1/28/13
	26	Katryna Gaither at Cleveland State	2/16/95
	26	Trena Keys at Rutgers	1/9/86

Highest Field-Goal Percentage (min. 7 attempts)

1.	1.000 (12-12)	Karen Robinson at Saint Louis	1/14/89
2.	1.000 (9-9)	Crystal Erwin vs. Washington	12/11/04
	1.000 (9-9)	Sandy Botham vs. Evansville	2/28/86
4.	1.000 (8-8)	Kayla McBride vs. South Dakota St.	1/2/14
	1.000 (8-8)	Skylar Diggins at Mercer	12/30/11
	1.000 (8-8)	Rosanne Bohman at Texas	3/17/97
	1.000 (8-8)	Annie Schwartz at Loyola (Ill.)	11/29/87
8.	1.000 (7-7)	seven times	

(MR: Teresa Borton vs. West Virginia 2/1/03)

3-POINT FIELD GOALS

Most 3-Point Field-Goals Made

1.	8	Sheila McMillen vs. St. John's	2/28/98 (12 att.)
2.	7	Alicia Ratay at Providence	2/16/03 (9)
	7	Alicia Ratay vs. Syracuse	3/3/02 (14)
	7	Alicia Ratay at Miami (Fla.)	1/02/02 (9)
	7	Alicia Ratay at Rutgers	2/19/00 (7)

6. 6 10 times
(MR: Michaela Mabrey vs. Syracuse 2/9/14 (14))

Most 3-Point Field-Goals Attempted

1.	15	Sheila McMillen vs. St. John's	1/23/99 (6 made)
2.	14	Michaela Mabrey vs. Syracuse	2/9/14 (6)
	14	Alicia Ratay vs. Syracuse	3/3/02 (7)
	14	Sheila McMillen vs. Syracuse	2/17/99 (6)
	14	Sheila McMillen at Rutgers	2/13/99 (6)
6.	13	Sheila McMillen vs. West Virginia	1/7/99 (5)
	13	Sheila McMillen vs. Toledo	12/29/86 (6)
8.	12	three times	

(MR: Ashley Barlow at Syracuse 1/30/10 (4))

Highest 3-Point Percentage (min. 4 attempts)

1.	1.000 (7-7)	Alicia Ratay at Rutgers	2/19/00
	1.000 (5-5)	Sheila McMillen vs. Connecticut	12/9/98
	1.000 (4-4)	eight times	

(MR: Natalie Novosel vs. West Va. 3/5/12)

FREE THROWS

Most Free-Throws Made

1.	18	Natalie Novosel vs. California	3/20/12 (20 att.)
	18	Ruth Riley vs. Miami (Fla.)	2/22/00 (23)
3.	15	Beth Morgan vs. Georgetown	1/25/97 (16)
	15	Krissi Davis at Butler	1/7/91 (16)
	15	Beth Morgan at Texas	3/17/97 (18)
6.	13	Ashley Barlow vs. Prairie View	12/28/06 (13)
	13	Ruth Riley vs. Connecticut	1/15/01 (13)
8.	12	seven times	

(MR: Natalie Novosel vs. South Fla. 2/25/12 (12))

Most Free-Throws Attempted

1.	23	Ruth Riley vs. Miami (Fla.)	2/22/00 (18 made)
2.	20	Natalie Novosel vs. California	3/20/12 (18)
3.	18	Skylar Diggins vs. West Virginia	2/12/12 (12)
	18	Beth Morgan at Texas	3/17/97 (14)
	18	Janice Crowe vs. Concordia	12/6/80 (9)
6.	16	Courtney LaVere at Villanova	1/25/03 (12)
	16	Beth Morgan vs. Georgetown	1/25/97 (15)
	16	Krissi Davis at Butler	1/7/91 (15)
	16	Trena Keys at Dayton	2/5/85 (12)

10. 15 three times
(MR: Taya Reimer vs. DePaul 11/26/13 (14))

Highest Free-Throw Percentage (min. 10 attempts)

1.	1.000 (13-13)	Ashley Barlow vs. Prairie View	12/28/06
	1.000 (13-13)	Ruth Riley vs. Connecticut	1/15/01
	1.000 (12-12)	Natalie Novosel vs. South Fla.	2/25/12
	1.000 (12-12)	Charel Allen vs. Oklahoma	3/25/08
	1.000 (12-12)	Kelley Siemon at UCLA	11/30/97
	1.000 (10-10)	eight times	

(MR: Jacqueline Batteast vs. Villanova 1/24/04)

REBOUNDS

Most Rebounds

1.	22	Jane Politiski vs. Goshen	2/13/78
2.	21	Jane Politiski at Marion	2/16/79
	21	Jane Politiski at Indiana Tech	2/15/78
4.	20	Natalie Achonwa vs. South Florida	3/10/13
	20	Heidi Bunek at DePaul	1/20/88
	20	Jane Politiski vs. Vincennes	3/4/78
7.	19	Jane Politiski vs. Saint Mary's (Ind.)	2/20/78
8.	18	eight times	

(MR: Devereaux Peters vs. South Florida 2/25/12)

ASSISTS

Most Assists

1.	17	Mary Gavin vs. Marquette	2/28/87
2.	15	Mary Gavin vs. Northern Illinois	12/15/85
3.	14	Skylar Diggins vs. St. Francis (Pa.)	12/31/12
	14	Mary Gavin vs. Marquette	1/31/87
4.	13	eight times	

(MR: Niele Ivey vs. North Carolina 12/4/99)

BLOCKED SHOTS

Most Blocked Shots

1.	11	Amanda Barksdale vs. Boston College	2/10/02
2.	8	Amanda Barksdale vs. Marquette	12/22/01
	8	Ruth Riley vs. Duke	11/21/98
	8	Shari Matvey at Wisconsin-La Crosse	3/15/80
5.	7	eight times	

(MR: Devereaux Peters vs. California 3/20/12)

STEALS

Most Steals

1.	10	Mary Gavin vs. Marquette	1/31/87
2.	8	six times	
		(MR: Ashley Barlow vs. Cincinnati)	1/31/09
8.	7	24 times	

(MR: Kaila Turner vs. Alabama A&M 12/19/12)

TRIPLE-DOUBLES

Mary Gavin vs. Marquette – Jan. 31, 1987 (11p, 14a, 10s)
Sara Liebscher vs. Detroit – Feb. 15, 1990 (17p, 12r, 10a)
Skylar Diggins vs. Maryland – March 27, 2012 (22p, 10r, 11a)
(NCAA Raleigh Regional Final - Raleigh, N.C.)
Skylar Diggins at DePaul – Feb. 24, 2013 (17p, 10r, 10a)

Current players listed in **boldface**



Charel Allen's 35-point outburst in the second round of the 2008 NCAA Championship against Oklahoma included a perfect 12-for-12 performance at the free-throw line.



Purcell Pavilion/Joyce Center Records



On a December afternoon in 2004, Crystal Erwin earned a spot in Notre Dame history, tying Sandy Botham's arena record by going nine from the floor and scoring a career-high 24 points in a victory over Washington.

POINTS

Most Points, Individual

1.	36	Ruth Riley vs. Miami (Fla.)	2/22/00
	36	Ruth Riley vs. Providence	1/10/99
3.	34	Katryna Gaither vs. Cleveland State	1/9/95
	34	Katryna Gaither vs. Syracuse	1/10/96
5.	32	six times (MR: Natalie Novosel vs. South Florida)	2/25/12

Most Points, Team

1.	128	vs. Saint Francis (Pa.)	12/31/12
	120	vs. Pittsburgh	1/17/12
	111	vs. West Virginia	1/7/99
4.	109	vs. Utah State	12/8/12
	109	vs. Providence	1/24/98
	109	vs. Marquette	12/21/90

Fewest Points, Team

1.	38	vs. Villanova	1/24/04
2.	39	vs. Louisiana Tech	2/11/83
3.	41	vs. Purdue	12/4/92
4.	42	vs. Valparaiso	11/18/01
5.	45	twice (MR: vs. Villanova)	2/26/02

Most Points, Opponent Individual

1.	35	Shelly Pennefather (Villanova)	2/11/84
2.	34	Aisha Jefferson (Michigan State)	11/29/08
	34	Debra Powell (Nebraska)	2/25/82
4.	33	Odyssey Sims (Baylor)	3/31/14
5.	32	twice (MR: Nadine Malcolm (Providence))	12/7/96

Most Points, Opponent Team

1.	124	South Carolina	1/31/81
2.	106	Connecticut	12/8/98
3.	105	Tennessee	1/7/94
4.	98	Nebraska	2/25/82
5.	93	twice (MR: Illinois)	11/24/98

Fewest Points, Opponent Team

1.	21	Southeast Missouri State	1/2/11
2.	25	Grace	1/31/78
3.	26	Longwood	12/28/11
4.	28	Morehead State	11/15/10
5.	29	twice (MR: IUPUI)	11/26/10

FIELD-GOALS

Most Field-Goals Made

1.	16	Katryna Gaither vs. Cleveland State	1/9/95 (20 att.)
2.	14	Charel Allen vs. St. John's	1/16/07 (19)
	14	Trena Keys vs. Northern Illinois	12/15/85 (19)
	14	Shari Matvey vs. Mount St. Joseph	1/26/80 (19)
5.	13	three times (MR: Kayla McBride vs. Duke)	2/23/14 (25)

Most Field-Goals Made, Team

1.	48	vs. Pittsburgh	1/17/12 (74 att.)
2.	47	vs. Saint Francis (Pa.)	12/31/12 (76)
3.	44	vs. Marquette	12/21/90 (73)
	44	vs. Butler	2/28/85 (69)
5.	43	vs. Detroit	2/15/90 (72)

Most Field-Goals Made, Opponent Individual

1.	17	Shelly Pennefather (Villanova)	2/11/84 (24 att.)
2.	14	Aisha Jefferson (Michigan State)	1/29/08 (28)
3.	13	four times (MR: Kara Wolters (Connecticut))	1/18/96 (18)

Most Field-Goals Made, Opponent Team

1.	55	South Carolina	1/31/81 (82 att.)
2.	40	Nebraska	2/25/82 (77)
3.	39	Tennessee	2/3/88 (63)
	39	Miami (Ohio)	1/17/81 (63)
5.	38	Connecticut	12/8/98 (68)

Most Field-Goals Attempted

1.	31	Skylar Diggins vs. Connecticut	3/4/13 (11 made)
2.	28	Kayla McBride vs. Connecticut	3/4/13 (11)
3.	27	Jewell Loyd vs. Baylor	3/31/14 (12)
4.	25	four times (MR: Kayla McBride vs. Duke)	2/23/14 (25)

Most Field-Goals Attempted, Team

1.	97	vs. Grace	1/31/78 (31 made)
2.	93	vs. IPFW	1/24/78 (31)
3.	91	vs. Clark	11/11/78 (31)
4.	89	vs. Connecticut	3/4/13
5.	88	vs. Saint Louis	2/19/91 (39)
	88	vs. Concordia	12/6/80 (35)

Most Field-Goals Attempted, Opponent Individual

1.	28	Crystal Bradford (Central Michigan)	12/22/13 (12 made)
	28	Aisha Jefferson (Michigan State)	11/29/08 (14)
	28	Cornelia Gayden (LSU)	12/19/93 (12)
4.	27	Lenae Williams (DePaul)	12/31/01 (6)
5.	26	Odyssey Sims (Baylor)	3/31/14 (12)

Most Field-Goals Attempted, Opponent Team

1.	90	Mount St. Joseph	1/26/80 (32 made)
2.	83	Georgia Tech	2/17/14 (26)
	83	Marquette	11/26/91 (27)
4.	82	South Carolina	1/21/81 (55)
5.	80	Miami (Fla.)	1/11/03 (29)

Highest Field-Goal Percentage

(min. 7 attempts)

1.	1.000 (9-9)	Crystal Erwin vs. Washington	12/11/04
	1.000 (9-9)	Sandy Botham vs. Evansville	2/28/86
	1.000 (8-8)	Kayla McBride vs. South Dakota St.	1/2/14
	1.000 (7-7)	four times (MR: Teresa Borton vs. West Virginia)	2/1/03

Highest Field-Goal Percentage, Team

(min. 40 attempts)

1.	.702 (40-57)	vs. Xavier	2/9/85
2.	.680 (34-50)	vs. Boston College	2/12/97
3.	.672 (39-58)	vs. Xavier	2/8/86
4.	.649 (48-74)	vs. Pittsburgh	1/17/12
5.	.644 (29-45)	vs. SMU	1/17/82

Highest Field-Goal Percentage, Opponent Individual

(min. 7 attempts)

1.	1.000 (10-10)	Nykesha Sales (Connecticut)	12/6/97
2.	.908 (10-11)	Rita Johnson (South Carolina)	1/31/81
3.	.867 (13-15)	Bridgette Gordon (Tennessee)	2/3/88
4.	.857 (6-7)	Chelsey Lee (Rutgers)	2/12/11
5.	.818 (9-11)	Barbara Turner (Connecticut)	1/20/03

Highest Field-Goal Percentage, Opponent Team

(min. 40 attempts)

1.	.673 (37-55)	Tennessee	1/7/94
2.	.671 (55-82)	South Carolina	1/31/81
3.	.619 (39-63)	Tennessee	2/3/88
	.619 (39-63)	Miami (Ohio)	1/17/81
5.	.609 (28-46)	Miami (Ohio)	2/17/91

3-POINT FIELD-GOALS

Most 3-Point Field-Goals Made

1.	6	eight times (MR: Michaela Mabrey vs. Syracuse)	2/9/14 (14 att.)
----	---	---	------------------

Most 3-Point Field-Goals Made, Team

1.	11	vs. St. John's	1/23/99 (25 att.)
	11	vs. Miami (Fla.)	1/8/98 (20)
3.	10	five times (MR: vs. Syracuse)	2/9/14 (26)

Most 3-Point Field-Goals Made, Opponent Individual

1.	7	Angie Bjorklund (Tennessee)	1/5/08 (9 att.)
	7	Andrea Morgan (DePaul)	2/28/88 (13)
3.	6	Anne Boese (IPFW)	12/8/09 (8)
4.	5	14 times (MR: Kaleena Mosqueda-Lewis (Connecticut))	3/4/13 (9)

Most 3-Point Field-Goals Made, Opponent Team

1.	13	DePaul	1/17/06 (29 att.)
2.	11	five times (MR: IPFW)	12/8/09 (22)

Most 3-Point Field-Goals Attempted

1.	15	Sheila McMillen vs. St. John's	1/23/99 (6 made)
2.	14	Michaela Mabrey vs. Syracuse	2/9/14 (6)
	14	Sheila McMillen vs. Syracuse	2/17/99 (6)
4.	13	Sheila McMillen vs. West Virginia	1/7/99 (5)
	13	Sheila McMillen vs. Toledo	12/2/98 (6)

Most 3-Point Field-Goals Attempted, Team

1.	28	vs. Army	11/26/01 (10 made)
2.	26	vs. Syracuse	2/9/14 (10)
3.	25	three times (MR: vs. St. John's)	1/23/99 (11)

Most 3-Point Field-Goals Attempted, Opponent Individual

1.	16	Lenae Williams (DePaul)	12/31/01 (3 made)
2.	13	Christie Lambert (West Virginia)	1/7/99 (5)
	13	Casey Rost (Western Michigan)	12/12/01 (2)
4.	12	Ann Strother (Connecticut)	1/12/05 (3)
	12	Jessica Richter (Syracuse)	1/5/05 (5)

Most 3-Point Field-Goals Attempted, Opponent Team

1.	41	Alcorn State	3/17/01 (9 made)
2.	33	Connecticut	1/15/01 (11)
3.	32	Southeast Missouri State	1/2/11 (6)
4.	29	DePaul	1/17/06 (13)
	29	Syracuse	1/5/05 (9)

Highest 3-Point Percentage (min. 4 attempts)

1.	1.000 (5-5)	Sheila McMillen vs. Connecticut	12/8/98
	1.000 (4-4)	Brittany Mallory vs. Hartford	11/17/11
	1.000 (4-4)	Audrey Gomez vs. Dayton	2/13/93
	1.000 (4-4)	Coquese Washington vs. Xavier	1/29/91
5.	.833 (5-6)	six times (MR: Michaela Mabrey vs. Boston Coll. 1/9/14)	

Highest 3-Point Percentage, Team

(min. 5 attempts)

1.	1.000 (5-5)	vs. Duke	11/17/04
2.	.857 (6-7)	vs. Illinois-Chicago	11/27/93
	.857 (6-7)	vs. Xavier	1/29/91
4.	.800 (4-5)	vs. USC	12/27/99
	.800 (4-5)	vs. Georgetown	12/30/92

Highest 3-Point Percentage, Opponent Individual

(min. 4 attempts)

1.	1.000 (4-4)	four times (MR: Kayla Cook (Cincinnati))	2/26/11
5.	.833 (5-6)	Megan Thorburn (Bowling Green)	11/13/06

INTRODUCTION

2014-15 SEASON PREVIEW

STUDENT-ATHLETES

COACHING STAFF

2014-15 OPPONENTS

2013-14 SEASON IN REVIEW

RECORDS

HISTORY

Purcell Pavilion/Joyce Center Records

Highest 3-Point Percentage, Opponent Team (min. 5 attempts)

1.	.875 (7-8)	Tennessee	1/7/94
2.	.800 (4-5)	Toledo	12/19/88
3.	.714 (5-7)	Syracuse	1/5/00
	.714 (5-7)	UCLA	12/22/89
5.	.700 (7-10)	twice (MR: Providence)	1/5/02

FREE-THROWS

Most Free-Throws Made

1.	18	Natalie Novosel vs. California	3/20/12 (20 att.)
18		Ruth Riley vs. Miami (Fla.)	2/22/00 (23)
3.	15	Beth Morgan vs. Georgetown	1/25/91 (16)
4.	13	Ashley Barlow vs. Prairie View	12/28/06 (13)
13		Ruth Riley vs. Connecticut	1/15/01 (13)

Most Free-Throws Made, Team

1.	37	vs. Wake Forest	11/27/10 (43 att.)
2.	35	vs. Georgetown	1/15/13 (38)
3.	33	vs. West Virginia	2/4/07 (39)
33		vs. George Washington	3/19/00 (45)
5.	32	vs. Purdue	12/10/97 (40)

Most Free-Throws Made, Opponent Individual

1.	15	Nadine Malcolm (Providence)	12/7/96 (16 att.)
2.	13	Liz Zeller (TCU)	12/13/90 (16)
3.	12	six times (MR: Epiphany Prince (Rutgers))	1/27/08 (12)

Most Free-Throws Made, Opponent Team

1.	32	Illinois	11/24/98 (37 att.)
32		Boston College	2/12/97 (41)
32		La Salle	1/5/92 (44)
4.	31	Illinois-Chicago	1/23/83 (39)
5.	29	twice (MR: Michigan State)	12/2/04 (33)

Most Free-Throws Attempted

1.	23	Ruth Riley vs. Miami (Fla.)	2/22/00 (18 made)
2.	20	Natalie Novosel vs. California	3/20/12 (18)
3.	18	Skyler Diggins vs. West Virginia	2/12/12 (12)
18		Janice Crowe vs. Concordia	2/6/80 (9)
5.	16	Kelley Siemon vs. Connecticut	1/15/01 (13)
16		Beth Morgan vs. Georgetown	1/25/91 (15)

Most Free-Throws Attempted, Team

1.	46	vs. Connecticut	1/15/01 (26 made)
46		vs. Xavier	2/8/86 (26)
3.	45	vs. George Washington	3/19/00 (33)
4.	43	vs. Wake Forest	11/27/10 (37)
43		vs. Illinois	11/24/98 (31)
43		vs. Georgetown	2/18/98 (28)

Most Free-Throws Attempted, Opponent Individual

1.	16	Nadine Malcolm (Providence)	12/7/96 (15 made)
		Liz Zeller (TCU)	12/13/90 (13)
3.	15	Katie Donovan (Illinois State)	11/13/04 (10)
15		Holly Porter (Boston College)	2/12/97 (12)
15		Zan Jefferies (Indiana)	12/6/80 (16)

Most Free-Throws Attempted, Opponent Team

1.	44	La Salle	1/5/92 (32 made)
2.	42	Tennessee	12/3/88 (28)
3.	41	Boston College	2/12/97 (32)
41		Butler	1/22/94 (29)
5.	40	St. Joseph's (Ind.)	1/16/80 (24)

Highest Free-Throw Percentage (min. 10 attempts)

1.	1.000 (13-13)	Ashley Barlow vs. Prairie View	12/28/06
	1.000 (13-13)	Ruth Riley vs. Connecticut	1/15/01
	1.000 (12-12)	Natalie Novosel vs. South Florida	2/25/12
	1.000 (10-10)	Jaqueline Batteast vs. Villanova	1/24/04
	1.000 (10-10)	Karen Robinson vs. Evansville	2/3/80
	1.000 (10-10)	Karen Robinson vs. Marquette	1/18/90

Highest Free-Throw Percentage, Team (min. 15 attempts)

1.	.960 (24-25)	vs. Marquette	12/1/93
2.	.944 (17-18)	vs. Villanova	1/16/08
3.	.938 (15-16)	vs. Connecticut	1/27/08
	.938 (15-16)	vs. La Salle	2/17/94
5.	.933 (14-15)	vs. Rutgers	1/13/13

Highest Free-Throw Percentage, Opponent Individual (min. 10 attempts)

1.	1.000 (12-12)	Epiphany Prince (Rutgers)	1/27/09
	1.000 (10-10)	Odyssey Sims (Baylor)	12/5/12
	1.000 (10-10)	Kelly Faris (Connecticut)	1/8/11
	1.000 (10-10)	Nykesha Sales (Connecticut)	2/21/98
5.	.938 (15-16)	Nadine Malcolm (Providence)	12/7/96

Highest Free-Throw Percentage, Opponent Team (min. 10 attempts)

1.	.963 (26-27)	Connecticut	1/8/11
2.	.952 (20-21)	West Virginia	1/14/98
3.	.933 (14-15)	Baylor	12/5/12
4.	.923 (12-13)	Western Michigan	11/19/06
5.	.917 (11-12)	three times (MR: Valparaiso)	12/12/09

REBOUNDS

Most Rebounds

1.	18	six times (MR: Devereaux Peters vs. South Florida)	2/25/12
----	----	---	---------

Most Rebounds, Team

1.	74	vs. IPFW	1/24/78
2.	67	vs. Duke	11/21/98
67		vs. Grace	1/31/78
4.	66	vs. Southeast Missouri State	1/2/11
5.	65	vs. Cleveland State	1/20/87

Most Rebounds, Opponent Individual

1.	20	Sue Wicks (Rutgers)	1/9/86
2.	18	Mercedes Walker (Pittsburgh)	2/28/06
18		Lynda Talley (St. Ambrose)	1/18/80
4.	16	three times (MR: Kayla Alexander (Syracuse))	2/26/13

Most Rebounds, Opponent Team

1.	60	Saint Louis	1/20/80
2.	56	Pittsburgh	2/20/08
56		Mount St. Joseph	1/26/80
4.	55	Tennessee	12/3/89
5.	54	three times (MR: Michigan State)	12/2/04

ASSISTS

Most Assists

1.	15	Mary Gavin vs. Northern Illinois	12/15/85
2.	14	Skyler Diggins vs. Saint Francis (Pa.)	12/31/12
14		Mary Gavin vs. Marquette	1/31/87
4.	13	three times (MR: Mary Gavin vs. St. Ambrose)	12/12/87

Most Assists, Team

1.	38	vs. Saint Francis (Pa.)	12/31/12
38		vs. Marquette	12/21/90
3.	34	vs. Detroit	2/15/90
34		vs. Marquette	1/31/87
5.	33	vs. Pittsburgh	1/17/12

Most Assists, Opponent Individual

1.	12	Stephanie Rich (Wisconsin)	12/4/03
12		Shanette Lee (Villanova)	12/12/98
3.	11	Tiffany Bias (Oklahoma State)	3/29/14
11		Ketia Swanier (Connecticut)	1/27/08
5.	10	seven times (MR: Liad Suez-Kami (Villanova))	2/7/06

Most Assists, Opponent Team

1.	27	Connecticut	12/8/98
2.	25	West Virginia	1/7/99
3.	24	Baylor	12/5/12
24		Connecticut	3/1/10
5.	23	Connecticut	3/4/13
23		Tennessee	1/5/08

BLOCKED SHOTS

Most Blocked Shots

1.	11	Amanda Barksdale vs. Boston College	2/10/02
8		Amanda Barksdale vs. Marquette	12/22/01
8		Ruth Riley vs. Duke	11/21/98
4.	7	seven times (MR: Devereaux Peters vs. California)	3/20/12

Most Blocked Shots, Team

1.	16	vs. Boston College	2/10/02
2.	13	vs. Marquette	12/22/01
3.	12	vs. Michigan State	12/2/04
12		vs. Georgetown	1/29/00
5.	11	three times (MR: vs. Butler)	12/1/99

Most Blocked Shots, Opponent Individual

1.	7	Alison Bailes (Duke)	11/17/04
2.	6	Bettina Love (Pittsburgh)	2/7/01
3.	5	Breanna Stewart (Connecticut)	3/4/13
5		Liesl Schultz (Butler)	3/4/93
5		Debra Robinson (DePaul)	2/27/82

Most Blocked Shots, Opponent Team

1.	11	Duke	11/17/04
2.	10	St. Ambrose	2/7/81
3.	8	eight times (MR: Connecticut)	3/4/13

STEALS

Most Steals

1.	10	Mary Gavin vs. Marquette	1/31/87
2.	8	Ashley Barlow vs. Cincinnati	1/31/09
8		Le Tania Severe vs. Georgetown	2/5/03
8		Coquese Washington vs. Stanford	11/24/91
8		Mary Beth Schueth vs. Xavier	2/9/85

Most Steals, Team

1.	36	vs. New Hampshire	11/12/10
2.	29	vs. Akron	11/11/11
29		vs. Xavier	2/9/85
4.	27	vs. Grace	1/31/78
5.	26	vs. Longwood	12/28/11
26		vs. Morehead State	11/15/10

Most Steals, Opponent Individual

1.	10	Katie Smrcka-Duffy (Georgetown)	1/29/00
10		Shelly Klare (Western Michigan)	12/14/83
3.	8	Angel McCoughtry (Louisville)	2/11/09
8		Amira Danforth (Detroit)	1/29/94
5.	7	three times (MR: Sasha Bernard (South Florida))	2/25/12

Most Steals, Opponent Team

1.	26	Michigan	12/8/79
2.	24	Georgetown	1/29/00
24		Tennessee	1/7/94
20		Syracuse	12/8/90
20		Saint Mary's (Ind.)	1/30/80

Current players listed in **boldface**



Five Notre Dame players have grabbed a Purcell Pavilion-record 18 rebounds in a single game, but **Letitia Bowen** is the only one to do so twice (Dec. 30, 1992 vs. Georgetown; Dec. 1, 1993 vs. Marquette).



Single-Season Records

Team Single-Season Records

WINS

Most Wins

1.	37	2013-14
2.	35	2012-13
	35	2011-12
4.	34	2000-01
5.	31	2010-11
	31	1996-97
7.	29	2009-10
8.	27	2004-05
	27	1999-00
10.	26	1998-99

Fewest Wins

1.	10	1980-81
2.	12	1986-87
3.	13	1977-78
4.	14	1991-92
	14	1983-84

Highest Winning Percentage

1.	.974 (37-1)	2013-14
2.	.946 (35-2)	2012-13
3.	.944 (34-2)	2000-01
4.	.897 (35-4)	2011-12
5.	.843 (27-5)	1999-00
6.	.839 (26-5)	1998-99
7.	.829 (29-6)	2009-10
8.	.818 (27-6)	2004-05
9.	.816 (31-7)	1996-97
10.	.795 (31-8)	2010-11

Highest Conference Winning Percentage

1.	1.000 (16-0 in ACC)	2013-14
	1.000 (16-0 in BIG EAST)	2012-13
	1.000 (16-0 in MCC)	1989-90
4.	.944 (17-1 in BIG EAST)	1996-97
5.	.938, five times	
	(MR: 15-1 in BIG EAST)	2011-12

Lowest Winning Percentage

1.	.357 (10-18)	1980-81
2.	.444 (12-15)	1986-87
3.	.452 (14-17)	1991-92
4.	.500 (14-14)	1983-84
5.	.556 (15-12)	1992-93

Lowest Conference Winning Percentage

1.	.500 (8-8 in BIG EAST)	2005-06
2.	.600 (6-4 in NSC)	1983-84
3.	.625 (10-6 in BIG EAST)	2008-09
	.625 (10-6 in BIG EAST)	2006-07
	.625 (10-6 in BIG EAST)	2002-03

Longest Winning Streak

1.	37	2013-14
2.	30	2012-13
3.	23	2000-01
4.	21	2011-12
5.	20	1999-00

Longest Winning Streak To Begin A Season

1.	37	Nov. 9, 2013-April 6, 2014
2.	23	Nov. 17, 2000-Feb. 14, 2001
3.	15	Nov. 15, 2009-Jan. 12, 2010
4.	7	Nov. 16-Dec. 7, 2008
	7	Nov. 12-30, 2004

Longest Losing Streak

1.	7	Feb. 16-Nov. 27, 1982
	7	Feb. 11-March 6, 1981
3.	5	March 21-Nov. 24, 1991
4.	4, four times	(MR: Dec. 3-28, 1994)

GAMES

Most Games

1.	39 (35-4)	2011-12
	39 (31-8)	2010-11
3.	38 (37-1)	2013-14
	38 (31-7)	1996-97
5.	37 (35-2)	2012-13

Fewest Games

1.	17 (13-4)	1977-78
2.	22 (16-6)	1978-79
3.	25 (16-9)	1981-82
4.	27, three times	(MR: 15-12 in 1992-93)

POINTS

Most Points

1.	3,271	2013-14 (38 games)
2.	3,076	2011-12 (39)
3.	3,004	2010-11 (39)
4.	3,003	2012-13 (37)
5.	2,882	1996-97 (38)
6.	2,778	2000-01 (36)
7.	2,701	2009-10 (35)
8.	2,581	2007-08 (34)
9.	2,512	1998-99 (31)
10.	2,495	1990-91 (32)

Fewest Points

1.	1,065	1977-78 (17 games)
2.	1,432	1978-79 (22)
3.	1,623	1981-82 (25)
4.	1,680	1980-81 (28)
5.	1,793	1986-87 (27)
6.	1,807	1982-83 (27)
7.	1,859	1992-93 (27)
8.	1,897	1979-80 (30)
9.	1,934	1983-84 (28)
10.	1,962	2001-02 (30)

Highest Scoring Average

1.	86.1	2013-14 (3,271 points/38 games)
2.	81.2	2012-13 (3,003/37)
3.	81.0	1998-99 (2,512/31)
4.	78.9	2011-12 (3,076/39)
5.	78.3	1994-95 (2,428/31)
6.	78.0	1990-91 (2,495/32)
7.	77.9	1995-96 (2,415/31)
8.	77.171	2009-10 (2,701/35)
9.	77.167	2000-01 (2,778/36)
10.	77.1	1999-00 (2,466/32)

Lowest Scoring Average

1.	60.0	1980-81 (1,680 points/28 games)
2.	62.8	1977-78 (1,065/17)
3.	63.2	1979-80 (1,897/30)
4.	64.2	2003-04 (2,054/32)
5.	64.5	2005-06 (1,936/30)
6.	64.9	1981-82 (1,623/25)
7.	65.1	1978-79 (1,432/22)
8.	65.4	2002-03 (2,092/32)
	65.4	2001-02 (1,962/30)
10.	65.8	1988-89 (2,170/32)

Largest Scoring Margin

1.	+26.0	2011-12
2.	+24.5	2013-14
3.	+21.9	2012-13
4.	+21.4	2000-01
5.	+20.8	2010-11
6.	+15.5	1998-99
7.	+15.2	1999-00
8.	+15.1	1988-90
9.	+14.9	2009-10
10.	+14.6	2007-08

Smallest Scoring Margin

1.	(-7.8)	1980-81
2.	+0.7	2005-06
3.	+1.1	1991-92
4.	+1.4	1986-87
5.	+1.7	1992-93

FIELD-GOALS

Most Field-Goals Made

1.	1,227	2013-14
2.	1,118	2011-12
3.	1,099	2010-11
4.	1,091	2012-13
	1,091	1996-97
6.	1,014	1990-91
7.	1,011	2000-01
8.	996	2009-10
9.	960	2007-08
10.	932	1994-95

Fewest Field-Goals Made

1.	589	1978-79
2.	684	1980-81
3.	694	2001-02
4.	696	1981-82
5.	714	2005-06

NOTE: 466 made during abbreviated 1977-78 season

Most Field-Goals Attempted

1.	2,423	2013-14
2.	2,400	2012-13
3.	2,368	2011-12
4.	2,290	2010-11
5.	2,272	1996-97
6.	2,196	2009-10
7.	2,148	2007-08
8.	2,039	1990-91
9.	2,036	2000-01
10.	2,019	1991-92

Fewest Field-Goals Attempted

1.	1,412	1981-82
2.	1,564	1978-79
3.	1,567	1986-87
4.	1,572	1987-88
5.	1,589	1992-93

Highest Field-Goal Percentage

1.	.532	1987-88 (.836-1,572)
2.	.506	2013-14 (1,227-2,423)
3.	.5024	1985-86 (.928-1,847)
4.	.5022	1989-90 (.895-1,782)
5.	.501	1999-00 (.903-1,803)
6.	.500	1984-85 (.813-1,626)
7.	.4973	1980-91 (1,014-2,039)
8.	.4966	2000-01 (1,011-2,036)
9.	.495	1995-96 (.894-1,806)
10.	.493	1981-82 (.696-1,412)

Lowest Field-Goal Percentage

1.	.377	1980-81 (.684-1,812)
2.	.379	1978-79 (.589-1,554)
3.	.406	1979-80 (.788-1,941)
4.	.417	2005-06 (.714-1,714)
5.	.424	2006-07 (.816-1,924)

3-POINT FIELD-GOALS

Most 3-Point Field-Goals Made

1.	190	2013-14
2.	178	1998-99
3.	173	2000-01
4.	169	1997-98
5.	166	2011-12
	166	2009-10
7.	160	2012-13
8.	155	1996-97
9.	152	2001-02
10.	139	2010-11

INTRODUCTION

2014-15 SEASON PREVIEW

STUDENT-ATHLETES

COACHING STAFF

2014-15 OPPONENTS

2013-14 SEASON IN REVIEW

RECORDS

HISTORY

105



Single-Season Records

Fewest 3-Point Field-Goals Made

1.	26	1988-89
2.	49	1987-88
3.	54	1991-92
5.	54	1989-90
5.	70	1990-91

Most 3-Point Field-Goals Attempted

1.	490	2009-10
2.	479	1998-99
3.	478	2011-12
4.	473	2013-14
5.	470	2012-13
6.	468	1996-97
7.	443	1997-98
8.	409	2001-02
9.	385	2010-11
10.	373	2000-01

Fewest 3-Point Field-Goals Attempted

1.	91	1988-89
2.	128	1989-90
3.	131	1987-88
4.	187	1991-92
5.	188	1990-91

Highest 3-Point Field-Goal Percentage

1.	464	2000-01 (173-373)
2.	422	1989-90 (54-128)
3.	4018	1999-00 (137-341)
4.	4017	2013-14 (190-473)
5.	389	1995-96 (138-355)
6.	381	1997-98 (169-443)
7.	374	1987-88 (49-131)
8.	3723	1990-91 (70-188)
9.	3716	2001-02 (152-409)
	3716	1998-99 (178-479)

Lowest 3-Point Field-Goal Percentage

1.	281	2006-07 (104-370)
2.	286	1988-89 (26-91)
3.	289	1991-92 (54-187)
4.	292	2007-08 (90-308)
5.	327	2002-03 (87-266)

FREE THROWS

Most Free-Throws Made

1.	674	2011-12
2.	667	2010-11
3.	661	2012-13
4.	627	2013-14
5.	584	1998-99
6.	583	2000-01
7.	581	2007-08
8.	555	1997-98
9.	545	1996-97
10.	543	2009-10
	543	2002-03

Fewest Free-Throws Made

1.	170	1977-78
2.	214	1980-81
3.	231	1981-82
4.	254	1978-79
5.	259	1986-87

Most Free-Throws Attempted

1.	930	2010-11
2.	883	2011-12
3.	859	2000-01
4.	829	2013-14
5.	828	2012-13
6.	806	1997-98
7.	792	1998-99
8.	767	2009-10
9.	766	2007-08
10.	734	1996-97

Fewest Free-Throws Attempted

1.	335	1977-78
2.	373	1981-82
3.	402	1986-87
4.	443	1982-83
5.	448	1992-93

Highest Free-Throw Percentage

1.	.798	2012-13 (661-828)
2.	.763	2011-12 (674-883)
3.	.760	2006-07 (506-666)
4.	.758	2007-08 (581-766)
5.	.756	2013-14 (627-829)
6.	.743	1996-97 (545-734)
7.	.742	2002-03 (543-732)
8.	.741	1990-91 (397-536)
9.	.740	2004-05 (533-720)
10.	.737	1998-99 (548-729)

Lowest Free-Throw Percentage

1.	.507	1977-78 (170-335)
2.	.529	1978-79 (254-480)
3.	.574	1979-80 (321-359)
4.	.594	1980-81 (214-529)
5.	.619	1981-82 (231-373)

REBOUNDS

Most Rebounds

1.	1,621	2012-13
2.	1,607	2013-14
3.	1,589	2011-12
4.	1,582	2010-11
5.	1,536	1996-97
6.	1,490	2000-01
7.	1,367	1991-92
8.	1,360	1998-99
9.	1,358	1994-95
10.	1,355	1979-80

Fewest Rebounds

1.	907	1981-82
2.	982	1978-79
3.	1,010	1983-84
4.	1,049	1982-83
5.	1,066	1986-87

Highest Rebound Average

1.	45.2	1979-80
2.	44.8	1993-94
3.	44.7	1980-81
4.	44.6	1978-79
5.	43.9	1998-99
6.	43.811	2012-13
7.	43.806	1994-95
8.	42.8	1992-93
9.	42.3	2013-14
10.	42.1	2001-02

Lowest Rebound Average

1.	34.3	1988-89
2.	36.1	1983-84
3.	36.3	1981-82
4.	36.9	2005-06
5.	37.1	2006-07

Largest Rebound Margin

1.	+10.9	2012-13
2.	+9.9	1998-99
3.	+9.1	2013-14
4.	+8.5	2011-12
5.	+8.3	2010-11
6.	+8.0	1999-00
	+8.0	1994-95
8.	+7.6	1993-94
9.	+6.9	2001-02
	+6.9	1987-88

Smallest Rebound Margin

1.	(-1.8)	2005-06
2.	(-1.7)	1978-79
3.	+0.8	1988-89
4.	+1.2	1983-84
5.	+1.9	1979-80

ASSISTS

Most Assists

1.	765	2013-14
2.	722	2012-13
3.	698	2011-12
4.	682	1996-97
5.	669	2010-11
6.	650	2000-01
7.	633	2009-10
8.	610	1990-91
9.	607	1999-00
10.	569	1987-88

Fewest Assists

1.	288	1980-81
2.	383	2005-06
3.	395	1981-82
4.	400	2001-02
5.	408	1992-93

Highest Assist/Turnover Ratio

1.	1.39	2013-14
2.	1.27	2012-13
3.	1.15	2000-01
4.	1.13	2011-12
5.	1.11	2009-10

Lowest Assist/Turnover Ratio

1.	0.71	1992-93
2.	0.74	2002-03
3.	0.776	2001-02
4.	0.779	1997-98
5.	0.780	1991-92

BLOCKED SHOTS

Most Blocked Shots

1.	228	2000-01
2.	189	2001-02
3.	178	1979-80
4.	170	2011-12
5.	169	2010-11
	169	1999-00
7.	167	2004-05
8.	161	1998-99
9.	160	2002-03
10.	159	2013-14

Fewest Blocked Shots

1.	38	1992-93
2.	50	1981-82
3.	57	1988-89
4.	67	1987-88
5.	68	1980-81

STEALS

Most Steals

1.	502	2011-12
2.	495	2010-11
3.	450	2009-10
4.	398	2012-13
5.	397	2007-08
	397	1990-91
7.	394	1996-97
8.	353	2013-14
9.	344	1995-96
10.	335	2006-07
	335	1994-95

**Fewest Steals**

1.	213	2001-02
	213	1986-87
3.	247	1983-84
4.	249	1992-93
5.	252	2005-06

TURNOVERS**Fewest Turnovers**

1.	430	2005-06
2.	483	2008-09
3.	512	2007-08
4.	516	2001-02
5.	532	2006-07
6.	536	2004-05
7.	549	1989-90
8.	552	2013-14
9.	563	2003-04
10.	567	2000-01

Most Turnovers

1.	722	1996-97
2.	710	1991-92
3.	691	1997-98
4.	690	1994-95
5.	689	2010-11
	689	1999-00

FOULS**Fewest Fouls**

1.	382	1977-78
2.	414	1981-82
3.	468	1987-88
4.	479	2001-02
5.	487	2005-06
6.	501	2002-03
7.	504	1986-87
8.	510	1982-83
9.	511	2000-01/2008-09

Most Fouls

1.	684	1991-92
2.	668	1997-98
3.	661	1996-97
4.	645	2010-11
5.	643	1994-95

Fewest Times Fouled Out

1.	3	2013-14
2.	4, three times	(MR: 2009-10)
5.	6, three times	(MR: 2005-06)
8.	7	2012-13
9.	8, three times	(MR: 2011-12)

Most Times Fouled Out

1.	22	1993-94
2.	20	1994-95
	20	1991-92
4.	19	1986-87
5.	17	1997-98

DOUBLE-DOUBLES**Most Double-Doubles**

1.	25	2012-13
	25	1979-80
3.	22, four times	(MR: 1998-99)
7.	21	2000-01
8.	20	1995-96
9.	19	2011-12
	19	1987-88

Fewest Double-Doubles

1.	5	2005-06
2.	6	2006-07
	6	1983-84
4.	7	2007-08
5.	8	2009-10
	8	1988-89

**Individual
Single-Season Records****POINTS****Most Points**

Player	Season	Pts.
1.	Katryna Gaither	1996-97 776
2.	Beth Morgan	1996-97 696
3.	Jewell Loyd	2013-14 687
4.	Ruth Riley	2000-01 672
5.	Kayla McBride	2013-14 669
6.	Skylar Diggins	2011-12 657
7.	Skylar Diggins	2012-13 631
8.	Beth Morgan	1995-96 626
9.	Katryna Gaither	1995-96 613
10.	Natalie Novosel	2011-12 591

Most Double-Figure Scoring Games

Player	Season	Gms.
1.	Jewell Loyd	2013-14 37
	Katryna Gaither	1996-97 37
3.	Kayla McBride	2013-14 35
4.	Skylar Diggins	2012-13 33
	Natalie Novosel	2010-11 33

**Consecutive Double-Figure Scoring Games
(same season)**

Player	Season	Gms.
1.	Jewell Loyd	2013-14 37
2.	Katryna Gaither	1995-96 31
3.	Katryna Gaither	1994-95 25
4.	Kayla McBride	2013-14 23
5.	Ruth Riley	2000-01 22
	Sandy Botham	1987-88 22

Most 20-Point Games

Player	Season	Gms.
1.	Katryna Gaither	1996-97 20
2.	Katryna Gaither	1995-96 18
3.	Beth Morgan	1996-97 17
4.	Ruth Riley	2000-01 16
5.	three times	15
	(MR: Skylar Diggins 2011-12)	

Most 30-Point Games

Player	Season	Gms.
1.	Jewell Loyd	2013-14 3
	Beth Morgan	1995-96 3
	Katryna Gaither	1994-95 3
	Shari Matvey	1979-80 3
5.	five times	2
	(MR: Ruth Riley 1999-2000)	

Highest Scoring Average

Player	Season	PPG
1.	Katryna Gaither	1996-97 20.4
2.	Beth Morgan	1995-96 20.2
3.	Katryna Gaither	1995-96 19.8
4.	Trena Keys	1985-86 19.6
5.	Katryna Gaither	1994-95 19.0
6.	Ruth Riley	2000-01 18.7
7.	Jewell Loyd	2013-14 18.6
8.	Beth Morgan	1996-97 18.3
9.	Heidi Bunek	1987-88 17.93
10.	Beth Morgan	1993-94 17.86

FIELD-GOALS**Most Field-Goals Made**

Player	Season	FGM
1.	Katryna Gaither	1996-97 324
2.	Jewell Loyd	2013-14 267
3.	Katryna Gaither	1995-96 261
4.	Kayla McBride	2013-14 259



All-America center Ruth Riley posted the best single-season field-goal percentage in school history, shooting .683 in 1998-99.

5.	Katryna Gaither	1994-95 252
6.	Trena Keys	1985-86 250
7.	Ruth Riley	2000-01 245
8.	Kayla McBride	2012-13 237
	Shari Matvey	1979-80 237
10.	Beth Morgan	1996-97 235

Consecutive Field-Goals Made:

17, Carey Poor, Feb. 26-March 6, 1994

Consecutive Field-Goals Made (Guard):

13, Karen Robinson, Jan. 12-14, 1989

Most Field-Goals Attempted

Player	Season	FGA
1.	Beth Morgan	1996-97 575
2.	Kayla McBride	2013-14 557
3.	Katryna Gaither	1996-97 544
4.	Kayla McBride	2012-13 523
5.	Jewell Loyd	2013-14 516
6.	Skylar Diggins	2012-13 515
7.	Jacqueline Batteast	2004-05 505
8.	Charel Allen	2006-07 491
9.	Trena Keys	1985-86 483
10.	Beth Morgan	1995-96 475
	Karen Robinson	1990-91 475

**Highest Field-Goal Percentage
(min. 3.5 made per game)**

Player	Season	FGM-A	Pct.
1.	Ruth Riley	1998-99 198-290	.683
2.	Sandy Botham	1985-86 172-269	.639
3.	Katryna Gaither	1995-96 262-412	.633
4.	Ruth Riley	2000-01 245-390	.628
5.	Katryna Gaither	1994-95 252-406	.621
6.	Ruth Riley	1999-00 193-314	.615
7.	Natalie Achonwa	2013-14 193-316	.611
8.	Heidi Bunek	1987-88 212-348	.609
9.	Carey Poor	1993-94 99-163	.607
10.	Sandy Botham	1987-88 176-291	.605

Single-Season Records



Sheila McMillen was almost without a conscience when it came to her three-point prowess in 1998-99, setting school records with 98 three-pointers and 247 three-point attempts that season.

3-POINT FIELD-GOALS

Most 3-Point Field-Goals Made

Player	Season	3FGM
1. Sheila McMillen	1998-99	98
2. Alicia Ratay	2000-01	81
3. Alicia Ratay	1999-00	73
4. Michaela Mabrey	2013-14	72
5. Beth Morgan	1995-96	71
6. Sheila McMillen	1997-98	68
7. Niele Ivey	1999-00	61
8. Beth Morgan	1996-97	61
9. Megan Duffy	2005-06	58
Alicia Ratay	2001-02	58

Consecutive Games With A 3-Point Field-Goal (same season)

Player	Year	Gms.
1. Beth Morgan	1995-96	28
2. Sheila McMillen	1998-99	20
3. Beth Morgan	1994-95	18
4. Ashley Barlow	2009-10	16
5. Alicia Ratay	2000-01	13

Most 3-Point Field-Goals Attempted

Player	Season	3FGA
1. Sheila McMillen	1998-99	247
2. Beth Morgan	1996-97	187
3. Beth Morgan	1995-96	178
4. Sheila McMillen	1997-98	172
5. Michaela Mabrey	2013-14	171
6. Megan Duffy	2005-06	167
Niele Ivey	1999-00	167
8. Mollie Peirick	1997-98	163
9. Alicia Ratay	1999-00	152
10. Alicia Ratay	2000-01	148

Highest 3-Point Field-Goal Percentage (min. 1.0 made per game)

Player	Season	3FGM-A	Pct.
1. Alicia Ratay	2000-01	81-148	.547*
2. Alicia Ratay	1999-00	73-152	.480
3. Alicia Ratay	2002-03	50-108	.463
4. Sheila McMillen	1995-96	41-89	.461
5. Niele Ivey	1998-99	47-105	.448
6. Niele Ivey	2000-01	57-129	.442
7. Lisa Kuhns	1989-90	37-85	.435
8. Michaela Mabrey	2013-14	72-171	.421
9. Sherri Orlosky	1992-93	31-74	.419
10. Mollie Peirick	1996-97	39-94	.415

* - NCAA sophomore record

FREE-THROWS

Most Free-Throws Made

Player	Season	FTM
1. Natalie Novosel	2010-11	183
2. Ruth Riley	2000-01	182
3. Natalie Novosel	2011-12	165
Beth Morgan	1996-97	165
5. Skylar Diggins	2011-12	158
6. Skylar Diggins	2012-13	149
7. Skylar Diggins	2010-11	145
8. Natalie Achonwa	2012-13	144
9. Megan Duffy	2004-05	137
10. Megan Duffy	2005-06	135

Most Free-Throws Attempted

Player	Season	FTA
1. Ruth Riley	2000-01	237
2. Natalie Novosel	2010-11	232
3. Beth Morgan	1996-97	204
4. Skylar Diggins	2011-12	201
5. Natalie Novosel	2011-12	199
6. Skylar Diggins	2010-11	198
7. Skylar Diggins	2012-13	183
8. Natalie Achonwa	2012-13	180
Katryna Gaither	1996-97	180
10. Ruth Riley	1998-99	171

Highest Free-Throw Percentage (min. 2.0 made per game)

Player	Season	FTM-A	Pct.
1. Kayla McBride	2012-13	90-100	.900
2. Megan Duffy	2004-05	137-153	.895
3. Megan Duffy	2005-06	135-152	.888
4. Alicia Ratay	2001-02	112-127	.882
5. Alicia Ratay	2002-03	126-143	.881
6. Kayla McBride	2013-14	110-125	.880
7. Sheila McMillen	1998-99	88-101	.871
8. Niele Ivey	1998-99	80-92	.870
9. Beth Morgan	1995-96	117-137	.854
10. Krissi Davis	1990-91	107-126	.849

REBOUNDS

Most Rebounds

Player	Season	Rebs.
1. Katryna Gaither	1996-97	368
2. Devereaux Peters	2011-12	363
3. Natalie Achonwa	2012-13	350
4. Shari Matvey	1979-80	305
5. Devereaux Peters	2010-11	293
6. Katryna Gaither	1995-96	283
7. Ruth Riley	2000-01	281
8. Jacqueline Batteast	2003-04	276
Letitia Bowen	1993-94	276
10. Margaret Nowlin	1991-92	270

Highest Rebound Average

Player	Season	RPG
1. Shari Matvey	1979-80	10.2
2. Letitia Bowen	1992-93	9.8
3. Katryna Gaither	1996-97	9.7
4. Jane Politiski	1977-78	9.6
5. Letitia Bowen	1993-94	9.52
6. Natalie Achonwa	2012-13	9.46
7. Devereaux Peters	2011-12	9.3
8. Katryna Gaither	1995-96	9.13
9. Mary Beth Schueth	1981-82	9.08
10. Mary Beth Schueth	1982-83	9.0

ASSISTS

Most Assists

Player	Season	Asst.
1. Niele Ivey	2000-01	247
2. Mary Gavin	1987-88	243
3. Skylar Diggins	2012-13	225
4. Skylar Diggins	2011-12	222
5. Mary Gavin	1986-87	214
6. Mary Gavin	1985-86	205
7. Mollie Peirick	1997-98	199
8. Niele Ivey	1999-00	194
9. Jeannine Augustin	1996-97	193
10. Skylar Diggins	2010-11	186

Highest Assist Average

Player	Season	APG
1. Mary Gavin	1987-88	8.7
2. Mary Gavin	1986-87	7.9
3. Niele Ivey	2000-01	6.9
4. Mary Gavin	1985-86	6.6
5. Niele Ivey	1998-99	6.5
6. Mollie Peirick	1997-98	6.2
7. Skylar Diggins	2012-13	6.08
8. Niele Ivey	1999-00	6.06
9. Karen Robinson	1988-89	5.8
10. Mollie Peirick	1995-96	5.71

Highest Assist/Turnover Ratio (min. 3.0 asst. per game)

Player	Season	A/T0
1. Niele Ivey	2000-01	2.67 (247a/109t)
2. Lindsay Allen	2013-14	2.24 (150/67)
3. Skylar Diggins	2011-12	2.16 (222/103)
4. Niele Ivey	1998-99	2.13 (181/85)
5. Niele Ivey	1999-00	1.92 (194/101)

BLOCKED SHOTS

Most Blocked Shots

Player	Season	Blks.
1. Ruth Riley	2000-01	113
2. Ruth Riley	1998-99	101
3. Shari Matvey	1979-80	94
4. Ruth Riley	1999-00	85
5. Devereaux Peters	2011-12	78
Amanda Barksdale	2001-02	78
7. Ruth Riley	1997-98	71
8. Devereaux Peters	2010-11	68
9. Amanda Barksdale	2000-01	58
10. Teresa Borton	2004-05	57



Niele Ivey holds the Notre Dame single-season records for assists (247) and assist-to-turnover ratio (2.67), setting both marks during the program's national championship season of 2000-01.

Highest Blocked Shot Average

Player	Season	BPG
1. Ruth Riley	1998-99	3.3
2. Ruth Riley	2000-01	3.14
3. Shari Matvey	1979-80	3.13
4. Amanda Barksdale	2001-02	3.0
5. Ruth Riley	1999-00	2.7
6. Ruth Riley	1997-98	2.2
7. Devereaux Peters	2011-12	2.0
Devereaux Peters	2007-08	2.0
Devereaux Peters	2010-11	1.74
10. Teresa Borton	2004-05	1.73

STEALS

Most Steals

Player	Season	Stls.
1. Skylar Diggins	2012-13	114
2. Skylar Diggins	2011-12	102
3. Niele Ivey	1999-00	95
4. Niele Ivey	2000-01	94
5. Mary Gavin	1987-88	93
6. Jeannine Augustin	1996-97	92
7. Skylar Diggins	2009-10	90
Megan Duffy	2004-05	90
9. Coquese Washington	1990-91	83
10. Brittany Mallory	2011-12	81
Krissi Davis	1988-89	81

Highest Steal Average

Player	Season	SPG
1. Mary Gavin	1987-88	3.3
2. Coquese Washington	1991-92	3.2
3. Skylar Diggins	2012-13	3.1
4. Niele Ivey	1999-00	2.97
5. Mary Gavin	1986-87	2.96
6. Coquese Washington	1992-93	2.9
7. Megan Duffy	2004-05	2.73
8. Ruth Kaiser	1981-82	2.65
9. Niele Ivey	1998-99	2.64
10. Skylar Diggins	2011-12	2.62

TURNOVERS

Most Turnovers

Player	Season	TO
1. Karen Robinson	1988-89	184
2. Coquese Washington	1990-91	166
3. Skylar Diggins	2010-11	155
4. Mary Gavin	1987-88	152
5. Mollie Peirick	1995-96	138
6. Mollie Peirick	1997-98	137
7. Skylar Diggins	2012-13	135
Coquese Washington	1989-90	135
9. Michelle Marciniak	1991-92	134
10. Jeannine Augustin	1996-97	132
Beth Morgan	1996-97	132

Highest Turnover Average

Player	Season	TOPG
1. Karen Robinson	1988-89	5.8
2. Mary Gavin	1987-88	5.4
3. Coquese Washington	1990-91	5.2
4. Coquese Washington	1989-90	4.7
5. Mollie Peirick	1995-96	4.5
6. Coquese Washington	1992-93	4.4
Coquese Washington	1991-92	4.4
8. Michelle Marciniak	1991-92	4.32
9. Mollie Peirick	1997-98	4.28
10. Le'Tania Severe	2001-02	4.0
Heidi Bunek	1987-88	4.0

FOULS

Most Fouls

Player	Season	PF
1. Ruth Riley	1999-00	109
Ruth Riley	1997-98	109
3. Ruth Riley	1998-99	106
Margaret Nowlin	1990-91	106
5. Letitia Bowen	1993-94	103
6. Devereaux Peters	2011-12	102
Margaret Nowlin	1989-90	102
Tricia McManus	1979-80	102
9. Letitia Bowen	1994-95	101
10. Mollie Peirick	1996-97	100

Most Times Fouled Out

Player	Season	FO
1. Ruth Riley	1997-98	8
2. Margaret Nowlin	1990-91	7
3. Kelley Siemon	1998-99	6
Letitia Bowen	1993-94	6
Tootie Jones	1993-94	6
Margaret Nowlin	1991-92	6
7. several tied with (MR: Devereaux Peters 2007-08)		5

GAMES

Games Started

Player	Season	GS
1. Skylar Diggins	2011-12	39
Brittany Mallory	2011-12	39
Natalie Novosel	2011-12	39
Devereaux Peters	2011-12	39
Becca Bruszewski	2010-11	39
Natalie Novosel	2010-11	39
Devereaux Peters	2010-11	39
8. Lindsay Allen	2013-14	38
Kayla McBride	2013-14	38
Skylar Diggins	2010-11	38
Rosanne Bohman	1996-97	38
Katryna Gaither	1996-97	38
Beth Morgan	1996-97	38

Games Played

Player	Season	GP
1. Kayla McBride	2011-12	39
Skylar Diggins	2011-12	39
Brittany Mallory	2011-12	39
Natalie Novosel	2011-12	39
Devereaux Peters	2011-12	39
Natalie Achonwa	2010-11	39
Becca Bruszewski	2010-11	39
Skylar Diggins	2010-11	39
Natalie Novosel	2010-11	39
Devereaux Peters	2010-11	39
Kaila Turner	2010-11	39

MINUTES

Minutes Played

Player	Season	Mins.
1. Beth Morgan	1996-97	1,227
2. Skylar Diggins	2010-11	1,226
3. Megan Duffy	2004-05	1,222
4. Skylar Diggins	2011-12	1,201
5. Skylar Diggins	2012-13	1,184
6. Katryna Gaither	1996-97	1,177
7. Megan Duffy	2005-06	1,152
8. Niele Ivey	2000-01	1,151
9. Alicia Ratay	2000-01	1,147
10. Brittany Mallory	2011-12	1,146

Highest Minutes Average

Player	Season	MPG
1. Megan Duffy	2005-06	38.4
2. Megan Duffy	2004-05	37.0
3. Mary Gavin	1986-87	35.1
4. Charel Allen	2006-07	33.8
Alicia Ratay	2001-02	33.8
Sheila McMillen	1998-99	33.8
7. Jacqueline Batteast	2004-05	33.6
8. Alicia Ratay	2002-03	33.4
9. Melissa Lechlitrner	2008-09	33.3
Megan Duffy	2003-04	33.3

DOUBLE-DOUBLES

Most Double-Doubles

Player	Season	DD
1. Natalie Achonwa	2012-13	19
2. Katryna Gaither	1996-97	16
3. Shari Matvey	1979-80	15
4. Katryna Gaither	1995-96	14
5. Jacqueline Batteast	2003-04	13
6. Devereaux Peters	2011-12	12
Ruth Riley	1998-99	12
8. Jacqueline Batteast	2001-02	11
Margaret Nowlin	1991-92	11
Jane Politiski	1978-79	11

Most Double-Doubles (Guard)

Player	Season	DD
1. Lindsay Schrader	2008-09	7
2. Lindsay Schrader	2009-10	6
Danielle Green	1998-99	6
4. Jewell Loyd	2013-14	5
Beth Morgan	1996-97	5
6. Skylar Diggins	2011-12	4
Niele Ivey	2000-01	4
Niele Ivey	1999-00	4
Niele Ivey	1998-99	4
Sara Liebscher	1989-90	4

Current players listed in **boldface**

INTRODUCTION

2014-15 SEASON PREVIEW

STUDENT-ATHLETES

COACHING STAFF

2014-15 OPPONENTS

2013-14 SEASON IN REVIEW

RECORDS

HISTORY

Individual Records by Class

MOST POINTS

As a Freshman

Player	Season	Pts.
1. Shari Matvey	1979-80	529
2. Beth Morgan	1993-94	518
3. Skylar Diggins	2009-10	484
4. Jewell Loyd	2012-13	450
5. Alicia Ratay	1999-00	447
6. Courtney LaVere	2002-03	398
7. Michelle Marciniak	1991-92	381
8. Ruth Riley	1997-98	368
9. Jacqueline Batteast	2001-02	358
10. Ashley Barlow	2006-07	329

As a Sophomore

Player	Season	Pts.
1. Jewell Loyd	2013-14	687
2. Katryna Gaither	1994-95	590
3. Skylar Diggins	2010-11	585
4. Ruth Riley	1998-99	514
5. Beth Morgan	1994-95	482
6. Alicia Ratay	2000-01	466
7. Kayla McBride	2011-12	452
8. Jacqueline Batteast	2002-03	445
9. Sandy Botham	1985-86	423
10. Shari Matvey	1980-81	414

As a Junior

Player	Season	Pts.
1. Skylar Diggins	2011-12	657
2. Beth Morgan	1995-96	626
3. Katryna Gaither	1995-96	613
4. Kayla McBride	2012-13	590
5. Natalie Novosel	2010-11	588
6. Charel Allen	2006-07	545
7. Ruth Riley	1999-00	518
8. Natalie Achonwa	2012-13	512
9. Jacqueline Batteast	2003-04	512
10. Heidi Bunek	1987-88	502

As a Senior

Player	Season	Pts.
1. Katryna Gaither	1996-97	776
2. Beth Morgan	1996-97	696
3. Ruth Riley	2000-01	672
4. Kayla McBride	2013-14	669
5. Skylar Diggins	2012-13	631
6. Natalie Novosel	2011-12	591
7. Trena Keys	1985-86	587
8. Jacqueline Batteast	2004-05	559
9. Karen Robinson	1990-91	538
10. Charel Allen	2007-08	513
Margaret Nowlin	1991-92	513

HIGHEST SCORING AVERAGE

As a Freshman

Player	Season	PPG
1. Beth Morgan	1993-94	17.9
2. Shari Matvey	1979-80	17.6
3. Alicia Ratay	1999-00	14.0
4. Skylar Diggins	2009-10	13.8
5. Jacqueline Batteast	2001-02	13.8
6. Mary Beth Schueth	1981-82	13.0
7. Courtney LaVere	2002-03	12.8
8. Jewell Loyd	2012-13	12.5
9. Carrie Bates	1981-82	12.4
10. Michelle Marciniak	1991-92	12.3

As a Sophomore

Player	Season	PPG
1. Katryna Gaither	1994-95	19.0
2. Jewell Loyd	2013-14	18.6
3. Beth Morgan	1994-95	17.9
4. Ruth Riley	1998-99	16.6
5. Skylar Diggins	2010-11	15.0
6. Shari Matvey	1980-81	14.8
7. Heidi Bunek	1986-87	14.4
8. Jacqueline Batteast	2002-03	13.9
9. Comalita Haysbert	1989-90	13.9
10. Sandy Botham	1985-86	13.6

As a Junior

Player	Season	PPG
1. Beth Morgan	1995-96	20.2
2. Katryna Gaither	1995-96	19.8
3. Heidi Bunek	1987-88	17.9
4. Trena Keys	1984-85	17.3
5. Charel Allen	2006-07	17.0
6. Skylar Diggins	2011-12	16.8
7. Ruth Riley	1999-00	16.2
8. Jacqueline Batteast	2003-04	16.0
9. Kayla McBride	2012-13	15.9
10. Alicia Ratay	2001-02	15.4

As a Senior

Player	Season	PPG
1. Katryna Gaither	1996-97	20.4
2. Trena Keys	1985-86	19.6
3. Ruth Riley	2000-01	18.7
4. Beth Morgan	1996-97	18.3
5. Kayla McBride	2013-14	17.6
6. Skylar Diggins	2012-13	17.1
7. Jacqueline Batteast	2004-05	16.9
8. Karen Robinson	1990-91	16.8
9. Margaret Nowlin	1991-92	16.6
10. Heidi Bunek	1988-89	16.2

MOST FIELD GOALS MADE

As a Freshman

Player	Season	FGM
1. Shari Matvey	1979-80	237
2. Beth Morgan	1993-94	192
3. Skylar Diggins	2009-10	169
4. Jewell Loyd	2012-13	164
5. Courtney LaVere	2002-03	151
6. Alicia Ratay	1999-00	145
7. Michelle Marciniak	1991-92	142
8. Ruth Riley	1997-98	141
9. Mary Beth Schueth	1981-82	137
10. Carrie Bates	1981-82	136

As a Sophomore

Player	Season	FGM
1. Jewell Loyd	2013-14	267
2. Katryna Gaither	1994-95	252
3. Skylar Diggins	2010-11	202
4. Ruth Riley	1998-99	198
5. Shari Matvey	1980-81	184
6. Kayla McBride	2011-12	179
7. Jacqueline Batteast	2002-03	179
8. Beth Morgan	1994-95	176
9. Sandy Botham	1985-86	172
10. Heidi Bunek	1986-87	161

As a Junior

Player	Season	FGM
1. Katryna Gaither	1995-96	261
2. Kayla McBride	2012-13	237
3. Skylar Diggins	2011-12	233
4. Beth Morgan	1995-96	219

5. Charel Allen	2006-07	213
6. Heidi Bunek	1987-88	212
7. Trena Keys	1984-85	212
8. Jacqueline Batteast	2003-04	204
9. Ruth Riley	1999-00	193
10. Natalie Novosel	2010-11	187

As a Senior

Player	Season	FGM
1. Katryna Gaither	1996-97	324
2. Kayla McBride	2013-14	259
3. Trena Keys	1985-86	250
4. Ruth Riley	2000-01	245
5. Beth Morgan	1996-97	235
6. Karen Robinson	1990-91	228
7. Skylar Diggins	2012-13	218
8. Margaret Nowlin	1991-92	212
9. Jacqueline Batteast	2004-05	208
10. Charel Allen	2007-08	198

MOST FIELD GOALS ATTEMPTED

As a Freshman

Player	Season	FGA
1. Beth Morgan	1993-94	410
2. Shari Matvey	1979-80	407
3. Skylar Diggins	2009-10	385
4. Jewell Loyd	2012-13	367
5. Michelle Marciniak	1991-92	357
6. Jacqueline Batteast	2001-02	327
7. Courtney LaVere	2002-03	311
8. Alicia Ratay	1999-00	294
9. Lindsay Schrader	2005-06	287
10. Mary Beth Schueth	1981-82	265



In her final three seasons at Notre Dame, Jacqueline Batteast scored at least 445 points, including a career-high 559 points in 2004-05, the eighth-highest total ever produced by a Fighting Irish senior.



Natalie Achonwa became the first Notre Dame player in 13 seasons to shoot .600 or better from the field, connecting at a .611 clip in 2013-14.

As a Sophomore

Player	Season	FGA
1. Jewell Loyd	2013-14	516
2. Skylar Diggins	2010-11	468
3. Jacqueline Batteast	2002-03	461
4. Katryna Gaither	1994-95	406
5. Beth Morgan	1994-95	392
6. Shari Matvey	1980-81	379
7. Kayla McBride	2011-12	361
8. Alicia Ratay	2000-01	318
9. Karen Robinson	1988-89	313
10. Ashley Barlow	2007-08	290
Ruth Riley	1998-99	290

As a Junior

Player	Season	FGA
1. Kayla McBride	2012-13	523
2. Charel Allen	2006-07	491
3. Beth Morgan	1995-96	475
4. Skylar Diggins	2011-12	466
5. Jacqueline Batteast	2003-04	451
6. Natalie Novosel	2010-11	414
7. Katryna Gaither	1995-96	412
8. Trena Keys	1984-85	410
9. Danielle Green	1998-99	369
10. Karen Robinson	1989-90	356

As a Senior

Player	Season	FGA
1. Beth Morgan	1996-97	575
2. Kayla McBride	2013-14	557
3. Katryna Gaither	1996-97	544
4. Skylar Diggins	2012-13	515
5. Jacqueline Batteast	2004-05	505
6. Trena Keys	1985-86	483
7. Karen Robinson	1990-91	475
8. Natalie Novosel	2011-12	455
9. Charel Allen	2007-08	447
10. Ruth Riley	2000-01	390

HIGHEST FIELD-GOAL PERCENTAGE

As a Freshman (min. 3.5 made per game)

Player	Season	FGM-A	Pct.
1. Ruth Riley	1997-98	141-235	.600
2. Heidi Bunek	1985-86	96-161	.596
3. Carrie Bates	1981-82	136-231	.589
4. Shari Matvey	1979-80	237-407	.582
5. Kayla McBride	2010-11	68-122	.557
6. Annie Schwartz	1986-87	112-209	.536
7. Sandy Botham	1984-85	108-204	.529
8. Devereaux Peters	2007-08	82-157	.522
9. Mary Beth Schueth	1981-82	137-265	.517
10. Ruth Kaiser	1981-82	99-196	.505

As a Sophomore

Player	Season	FGM-A	Pct.
1. Ruth Riley	1998-99	198-290	.683
2. Sandy Botham	1985-86	172-269	.639
3. Katryna Gaither	1994-95	252-406	.621
4. Carey Poor	1993-94	99-163	.607
5. Heidi Bunek	1986-87	161-267	.603
6. Krissi Davis	1988-89	120-208	.577
7. Sara Liebscher	1988-89	118-216	.546
8. Comalita Haysbert	1989-90	80-147	.544
9. Jewell Loyd	2013-14	267-516	.517
10. Margaret Nowlin	1989-90	137-271	.506

As a Junior

Player	Season	FGM-A	Pct.
1. Katryna Gaither	1995-96	261-412	.633
2. Ruth Riley	1999-00	193-314	.615
3. Heidi Bunek	1987-88	212-348	.609
4. Krissi Davis	1989-90	145-250	.580
5. Sandy Botham	1986-87	138-246	.561
6. Carrie Bates	1983-84	129-234	.551
7. Shari Matvey	1981-82	109-203	.537
8. Natalie Achonwa	2012-13	184-354	.520
9. Trena Keys	1984-85	212-410	.517
10. Sara Liebscher	1989-90	106-206	.515

As a Senior

Player	Season	FGM-A	Pct.
1. Ruth Riley	2000-01	245-390	.628
2. Natalie Achonwa	2013-14	193-316	.611
3. Sandy Botham	1987-88	176-291	.605
4. Katryna Gaither	1996-97	324-544	.596
5. Devereaux Peters	2010-11	195-329	.593
6. Krissi Davis	1990-91	158-273	.579
7. Rosanne Bohman	1996-97	162-288	.562
8. Margaret Nowlin	1991-92	212-381	.556
9. Kelley Siemon	2000-01	155-282	.550
10. Carrie Bates	1984-85	88-161	.547

MOST 3-POINT FIELD GOALS MADE

As a Freshman

Player	Season	3FGM
1. Alicia Ratay	1999-00	73
2. Beth Morgan	1993-94	46
3. Sheila McMillen	1995-96	41
4. Skylar Diggins	2009-10	35
5. Brittany Mallory	2007-08	34
6. Jewell Loyd	2012-13	31
7. Sherisha Hills	1998-99	31
8. Jeneka Joyce	2000-01	30
9. Kellie Watson	2008-09	28
10. Jacqueline Batteast	2001-02	27

As a Sophomore

Player	Season	3FGM
1. Alicia Ratay	2000-01	81
2. Michaela Mabrey	2013-14	72
3. Beth Morgan	1994-95	53
4. Lisa Kuhns	1987-88	48
5. Megan Duffy	2003-04	46
6. Sheila McMillen	1996-97	42
7. Skylar Diggins	2010-11	36
8. Jewell Loyd	2013-14	35
9. Ashley Barlow	2007-08	27
10. Niele Ivey	1997-98	25

As a Junior

Player	Season	3FGM
1. Beth Morgan	1995-96	71
2. Sheila McMillen	1997-98	68
3. Alicia Ratay	2001-02	58
4. Megan Duffy	2004-05	50
5. Niele Ivey	1998-99	47
6. Ashley Barlow	2008-09	40
7. Mollie Peirick	1996-97	39
8. Skylar Diggins	2011-12	33
9. Natalie Novosel	2010-11	31
Sherri Orlosky	1992-93	31

As a Senior

Player	Season	3FGM
1. Sheila McMillen	1998-99	98
2. Niele Ivey	1999-00	61
Beth Morgan	1996-97	61
4. Megan Duffy	2005-06	58
5. Niele Ivey	2000-01	57
Mollie Peirick	1997-98	57
7. Ashley Barlow	2009-10	53
8. Alicia Ratay	2002-03	50
9. Skylar Diggins	2012-13	46
10. Brittany Mallory	2010-11	45

MOST 3-POINT FIELD-GOALS ATTEMPTED

As a Freshman

Player	Season	3FGA
1. Alicia Ratay	1999-00	152
2. Beth Morgan	1993-94	124
3. Brittany Mallory	2007-08	122
4. Sherisha Hills	1998-99	114
5. Skylar Diggins	2009-10	110
6. Kellie Watson	2008-09	94
7. Sheila McMillen	1995-96	89
8. Jacqueline Batteast	2001-02	81
9. Jeneka Joyce	2000-01	79
10. Jewell Loyd	2012-13	75

As a Sophomore

Player	Season	3FGA
1. Michaela Mabrey	2013-14	171
2. Alicia Ratay	2000-01	148
3. Sheila McMillen	1996-97	142
4. Beth Morgan	1994-95	139
5. Lisa Kuhns	1987-88	118
6. Megan Duffy	2003-04	114
7. Skylar Diggins	2010-11	108
8. Ashley Barlow	2007-08	89
9. Jewell Loyd	2013-14	88
10. Niele Ivey	1997-98	67

Individual Records by Class

As a Junior

Player	Season	3FGA
1. Beth Morgan	1995-96	178
2. Sheila McMillen	1997-98	172
3. Alicia Ratay	2001-02	142
4. Megan Duffy	2004-05	125
5. Ashley Barlow	2008-09	110
6. Niele Ivey	1998-99	105
7. Mollie Peirick	1996-97	94
8. Skylar Diggins	2011-12	93
9. Brittany Mallory	2009-10	91
10. Kaila Turner	2011-12	90

As a Senior

Player	Season	3FGA
1. Sheila McMillen	1998-99	247
2. Beth Morgan	1996-97	187
3. Megan Duffy	2005-06	167
6. Niele Ivey	1999-00	167
5. Mollie Peirick	1997-98	163
6. Ashley Barlow	2009-10	146
7. Niele Ivey	2000-01	129
8. Skylar Diggins	2012-13	127
9. Brittany Mallory	2011-12	121
10. Kayla McBride	2013-14	112
Brittany Mallory	2010-11	112

HIGHEST 3-POINT FIELD-GOAL PERCENTAGE

As a Freshman (min. 1.0 made per game)

Player	Season	3FGM-A	Pct.
1. Alicia Ratay	1999-00	73-152	.480
2. Sheila McMillen	1995-96	41-89	.461
3. Jeneka Joyce	2000-01	30-79	.380
4. Beth Morgan	1993-94	46-124	.371
5. Skylar Diggins	2009-10	35-100	.350
6. Jacqueline Batteast	2001-02	27-81	.333
7. Brittany Mallory	2007-08	34-122	.279
8. Sherisha Hills	1998-99	31-114	.272

As a Sophomore

Player	Season	3FGM-A	Pct.
1. Alicia Ratay	2000-01	81-148	.547*
2. Michaela Mabrey	2013-14	72-171	.421
3. Lisa Kuhns	1987-88	48-118	.407
4. Megan Duffy	2003-04	46-114	.404
5. Beth Morgan	1994-95	53-139	.381
6. Sheila McMillen	1996-97	42-142	.296


* - NCAA sophomore record

As a Junior

Player	Season	3FGM-A	Pct.
1. Niele Ivey	1998-99	47-105	.448
2. Sherri Orlosky	1992-93	31-74	.419
3. Mollie Peirick	1996-97	39-94	.415
4. Alicia Ratay	2001-02	58-142	.408
5. Megan Duffy	2004-05	50-125	.400
6. Beth Morgan	1995-96	71-178	.399
7. Sheila McMillen	1997-98	68-172	.395
8. Ashley Barlow	2008-09	40-110	.364
9. Mollie Peirick	1996-97	39-94	.296

As a Senior

Player	Season	3FGM-A	Pct.
1. Alicia Ratay	2002-03	50-108	.463
2. Niele Ivey	2000-01	57-129	.442
3. Lisa Kuhns	1989-90	37-85	.435
4. Natalie Novosel	2011-12	44-107	.411
Brittany Mallory	2010-11	45-112	.402
6. Sheila McMillen	1998-99	98-247	.397
7. Jeneka Joyce	2003-04	44-111	.396



Alicia Ratay set class records for three-point percentage as a freshman, sophomore and senior, establishing a new NCAA mark for sophomores (.547) in 2000-01.

8. Kayla McBride	2013-14	41-112	.366
9. Niele Ivey	1999-00	61-167	.365
10. Ashley Barlow	2009-10	53-146	.363

MOST FREE-THROWS MADE

As a Freshman

Player	Season	FTM
1. Skylar Diggins	2009-10	111
2. Courtney LaVere	2002-03	95
3. Jewell Loyd	2012-13	91
4. Ashley Barlow	2006-07	90
5. Beth Morgan	1993-94	88
6. Ruth Riley	1997-98	86
7. Michelle Marciniak	1991-92	85
8. Alicia Ratay	1999-00	84
9. Taya Reimer	2013-14	72
Charel Allen	2004-05	72

As a Sophomore

Player	Season	FTM
1. Skylar Diggins	2010-11	145
2. Jewell Loyd	2013-14	118
Ruth Riley	1998-99	118
4. Ashley Barlow	2007-08	111
5. Krissi Davis	1988-89	94
6. Letitia Bowen	1992-93	87
7. Megan Duffy	2003-04	86
8. Katryna Gaither	1994-95	86
9. Karen Robinson	1988-89	82
10. Sandy Botham	1985-86	79

As a Junior

Player	Season	FTM
1. Natalie Novosel	2010-11	183
2. Skylar Diggins	2011-12	158
3. Natalie Achonwa	2012-13	144
4. Megan Duffy	2004-05	137
5. Ruth Riley	1999-00	132

6. Beth Morgan	1995-96	117
7. Danielle Green	1998-99	116
8. Alicia Ratay	2001-02	112
9. Tulyah Gaines	2006-07	101
Karen Robinson	1989-90	101

As a Senior

Player	Season	FTM
1. Ruth Riley	2000-01	182
2. Natalie Novosel	2011-12	165
Beth Morgan	1996-97	165
4. Skylar Diggins	2012-13	149
5. Megan Duffy	2005-06	135
6. Katryna Gaither	1996-97	128
7. Jacqueline Batteast	2004-05	127
8. Alicia Ratay	2002-03	126
9. Danielle Green	1998-99	116
10. Kayla McBride	2013-14	110

MOST FREE-THROWS ATTEMPTED

As a Freshman

Player	Season	FTA
1. Skylar Diggins	2009-10	142
2. Courtney LaVere	2002-03	136
3. Ruth Riley	1997-98	115
4. Beth Morgan	1993-94	112
5. Jewell Loyd	2012-13	111
Lindsay Schrader	2005-06	111
7. Kelley Siemon	1997-98	110
Michelle Marciniak	1991-92	110
9. Ashley Barlow	2006-07	109
10. Mary Beth Scheuth	1981-82	105

As a Sophomore


Player	Season	FTA
1. Skylar Diggins	2010-11	198
2. Ruth Riley	1998-99	171
3. Katryna Gaither	1994-95	167
4. Jewell Loyd	2013-14	146
5. Ashley Barlow	2007-08	138
6. Krissi Davis	1988-89	124
7. Le'Tania Severe	2001-02	117
8. Jacqueline Batteast	2002-03	116
9. Letitia Bowen	1992-93	106
10. Megan Duffy	2003-04	105
Sandy Botham	1985-86	105

As a Junior

Player	Season	FTA
1. Natalie Novosel	2010-11	232
2. Skylar Diggins	2011-12	201
3. Natalie Achonwa	2012-13	180
4. Ruth Riley	1999-00	164
5. Katryna Gaither	1995-96	157
6. Megan Duffy	2004-05	153
7. Danielle Green	1998-99	151
8. Jacqueline Batteast	2003-04	150
9. Beth Morgan	1995-96	137
10. Karen Robinson	1989-90	128

As a Senior

Player	Season	FTA
1. Ruth Riley	2000-01	237
2. Beth Morgan	1996-97	204
3. Natalie Novosel	2011-12	199
4. Skylar Diggins	2012-13	183
5. Katryna Gaither	1996-97	180
6. Jacqueline Batteast	2004-05	162
7. Megan Duffy	2005-06	152
8. Danielle Green	1999-00	151
9. Natalie Achonwa	2013-14	148
10. Alicia Ratay	2002-03	143



Katryna Gaither had the most rebounds ever by a Notre Dame senior, grabbing a school-record 368 boards during her final season in 1996-97.

HIGHEST FREE-THROW PERCENTAGE

As a Freshman (min. 2.0 made per game)

Player	Season	FTM-A	Pct.
1. Charel Allen	2004-05	72-85	.847
2. Carey Poor	1992-93	49-58	.845
3. Alicia Ratay	1999-00	84-101	.832
4. Ashley Barlow	2006-07	90-109	.826
5. Jewell Loyd	2012-13	91-111	.820
6. Beth Morgan	1993-94	88-112	.786
7. Skylar Diggins	2009-10	111-142	.782
8. Karen Robinson	1987-88	57-73	.781
9. Michelle Marciniak	1991-92	85-110	.773
10. Ruth Riley	1997-98	86-115	.748

As a Sophomore

Player	Season	FTM-A	Pct.
1. Letitia Bowen	1992-93	87-106	.821
2. Megan Duffy	2003-04	86-105	.819
3. Sara Liebscher	1988-89	72-88	.818
4. Jewell Loyd	2013-14	118-146	.808
5. Ashley Barlow	2007-08	111-138	.804
6. Karen Robinson	1988-89	82-102	.804
7. Beth Morgan	1994-95	77-96	.802
8. Niele Ivey	1997-98	63-80	.788
9. Krissi Davis	1988-89	91-124	.758
10. Margaret Nowlin	1989-90	64-85	.753

As a Junior

Player	Season	FTM-A	Pct.
1. Kayla McBride	2012-13	90-100	.900
2. Megan Duffy	2004-05	137-153	.895
3. Alicia Ratay	2001-02	112-127	.882
4. Niele Ivey	1998-99	80-92	.870
5. Beth Morgan	1995-96	117-137	.854
6. Charel Allen	2006-07	93-111	.838
7. Carrie Bates	1983-84	75-91	.824
8. Laura Dougherty	1983-84	55-67	.821
9. Tulyah Gaines	2006-07	101-124	.815
10. Le'Tania Severe	2002-03	88-109	.807

As a Senior

Player	Season	FTM-A	Pct.
1. Megan Duffy	2005-06	135-152	.888
2. Alicia Ratay	2002-03	126-143	.881
3. Kayla McBride	2013-14	110-125	.880

4. Sheila McMillen	1998-99	88-101	.871
5. Krissi Davis	1990-91	107-126	.849
6. Mollie Peirick	1997-98	67-80	.838
7. Natalie Novosel	2011-12	165-199	.829
8. Ashley Barlow	2009-10	84-102	.824
9. Le'Tania Severe	2003-04	97-118	.822
10. Karen Robinson	1990-91	67-82	.817

MOST REBOUNDS

As a Freshman

Player	Season	Rebs.
1. Shari Matvey	1979-80	305
2. Ruth Riley	1997-98	233
3. Mary Beth Schueth	1981-82	227
4. Letitia Bowen	1991-92	218
5. Natalie Achonwa	2010-11	208
6. Jacqueline Batteast	2001-02	204
7. Courtney LaVere	2002-03	180
8. Taya Reimer	2013-14	175
9. Ashley Barlow	2006-07	173
10. Kelley Siemon	1997-98	165

As a Sophomore

Player	Season	Rebs.
1. Jacqueline Batteast	2002-03	267
2. Ruth Riley	1998-99	260
3. Letitia Bowen	1992-93	246
4. Mary Beth Schueth	1982-83	241
5. Jewell Loyd	2013-14	239
6. Katryna Gaither	1994-95	239
7. Sandy Botham	1985-86	223
8. Margaret Nowlin	1989-90	217
9. Heidi Bunek	1986-87	215
10. Shari Matvey	1980-81	213

As a Junior

Player	Season	Rebs.
1. Natalie Achonwa	2012-13	350
2. Katryna Gaither	1995-96	283
3. Jacqueline Batteast	2003-04	276
4. Letitia Bowen	1993-94	276
5. Heidi Bunek	1987-88	246
6. Margaret Nowlin	1990-91	240
7. Ruth Riley	1999-00	233
8. Krissi Davis	1989-90	233
9. Lindsay Schrader	2007-08	210
10. Ericka Haney	2000-01	204

As a Senior

Player	Season	Rebs.
1. Katryna Gaither	1996-97	368
2. Devereaux Peters	2011-12	363
3. Devereaux Peters	2010-11	293
4. Ruth Riley	2000-01	281
5. Margaret Nowlin	1991-92	270
6. Letitia Bowen	1994-95	259
7. Natalie Achonwa	2013-14	255
8. Beth Morgan	1996-97	233
9. Lindsay Schrader	2009-10	228
10. Kelley Siemon	2000-01	228

HIGHEST REBOUNDING AVERAGE

As a Freshman

Player	Season	RPG
1. Shari Matvey	1979-80	10.2
2. Mary Beth Schueth	1981-82	9.1
3. Jacqueline Batteast	2001-02	7.8
4. Letitia Bowen	1991-92	7.8
5. Ruth Riley	1997-98	7.3

6. Carrie Bates	1981-82	6.5
7. Heidi Bunek	1985-86	6.3
8. Devereaux Peters	2007-08	5.6
9. Courtney LaVere	2002-03	5.6
10. Natalie Achonwa	2010-11	5.3

As a Sophomore


Player	Season	RPG
1. Janice Crowe	1980-81	10.2
2. Letitia Bowen	1992-93	9.8
3. Mary Beth Schueth	1982-83	9.0
4. Ruth Riley	1988-99	8.4
5. Jacqueline Batteast	2002-03	8.3
6. Heidi Bunek	1986-87	8.0
7. Katryna Gaither	1994-95	7.7
8. Shari Matvey	1980-81	7.6
9. Margaret Nowlin	1989-90	7.5
10. Sandy Botham	1985-86	7.2

As a Junior

Player	Season	RPG
1. Jane Politiski	1978-79	9.6
2. Letitia Bowen	1993-94	9.52
3. Natalie Achonwa	2012-13	9.46
4. Katryna Gaither	1995-96	9.1
5. Heidi Bunek	1987-88	8.8
6. Jacqueline Batteast	2003-04	8.6
7. Krissi Davis	1989-90	8.0
8. Margaret Nowlin	1990-91	7.5
9. Ruth Riley	1999-00	7.3
10. Sandy Botham	1986-87	7.1

As a Senior

Player	Season	RPG
1. Katryna Gaither	1996-97	9.7
2. Jane Politiski	1978-79	9.6
3. Devereaux Peters	2011-12	9.3
4. Margaret Nowlin	1991-92	8.7



As a feisty power forward in 1991-92, Margaret Nowlin averaged 8.7 rebounds per game, which still ranks as the fourth-highest mark ever posted by a Notre Dame senior in one season.

INTRODUCTION

2014-15 SEASON PREVIEW

STUDENT-ATHLETES

COACHING STAFF

2014-15 OPPONENTS

2013-14 SEASON IN REVIEW

RECORDS

HISTORY

Individual Records by Class

5.	Letitia Bowen	1994-95	8.4
6.	Jane Politiski	1979-80	7.9
7.	Ruth Riley	2000-01	7.8
	Sandy Botham	1987-88	7.8
9.	Natalie Achonwa	2013-14	7.73
10.	Mary Beth Schueth	1984-85	7.65

MOST ASSISTS

As a Freshman

Player	Season	Asst.
1. Lindsay Allen	2013-14	150
2. Mary Gavin	1984-85	116
3. Coquese Washington	1989-90	114
4. Skylar Diggins	2009-10	112
5. Mollie Peirick	1994-95	106
6. Karen Robinson	1987-88	99
7. Ruth Kaiser	1981-82	89
8. Michelle Marciniak	1991-92	85
9. Melissa Lechlitner	2006-07	83
Vonnie Thompson	1983-84	83

As a Sophomore

Player	Season	Asst.
1. Mary Gavin	1985-86	205
2. Skylar Diggins	2010-11	186
3. Karen Robinson	1988-89	184
4. Coquese Washington	1990-91	179
5. Mollie Peirick	1995-96	177
6. Le'Tania Severe	2001-02	146
7. Mollie Peirick	1995-96	138
8. Megan Duffy	2003-04	125
9. Laura Dougherty	1982-83	102
10. Diondra Toney	1986-87	101

As a Junior

Player	Season	Asst.
1. Skylar Diggins	2011-12	222
2. Mary Gavin	1986-87	214
3. Niele Ivey	1998-99	181
4. Megan Duffy	2004-05	178
5. Mollie Peirick	1996-97	169
6. Coquese Washington	1991-92	141
7. Karen Robinson	1989-90	137
8. Tulyah Gaines	2006-07	125
9. Le'Tania Severe	2002-03	121
10. Melissa Lechlitner	2008-09	106

As a Senior

Player	Season	Asst.
1. Niele Ivey	2000-01	247
2. Mary Gavin	1987-88	243
3. Skylar Diggins	2012-13	225
4. Mollie Peirick	1997-98	199
5. Niele Ivey	1999-00	194
6. Jeannine Augustin	1996-97	193
7. Karen Robinson	1990-91	159
8. Kara Leahy	1993-94	151
9. Kayla McBride	2013-14	146
10. Tulyah Gaines	2007-08	129

HIGHEST ASSIST AVERAGE

As a Freshman

	Player	Season	APG
1.	Mary Gavin	1984-85	4.5
2.	Lindsay Allen	2013-14	3.94
3.	Mollie Peirick	1994-95	3.93
	Coquese Washington	1989-90	3.93
5.	Ruth Kaiser	1981-82	3.87
6.	Karen Robinson	1987-88	3.5
7.	Skylar Diggins	2009-10	3.2
	Laura Dougherty	1981-82	3.2

9.	Vonnie Thompson	1983-84	3.0
10.	Audrey Gomez	1991-92	2.9

As a Sophomore

Player	Season	APG
1. Mary Gavin	1985-86	6.6
2. Karen Robinson	1988-89	5.8
3. Mollie Peirick	1995-96	5.7
4. Coquese Washington	1990-91	5.6
5. Le'Tania Severe	2001-02	4.9
6. Skylar Diggins	2010-11	4.8
7. Megan Duffy	2003-04	3.9
8. Laura Dougherty	1982-83	3.8
9. Diondra Toney	1986-87	3.7
10. Kara Leary	1991-92	3.5

As a Junior

Player	Season	APG
1. Mary Gavin	1986-87	7.9
2. Niele Ivey	1998-99	6.5
3. Skylar Diggins	2011-12	5.7
4. Coquese Washington	1991-92	5.6
5. Megan Duffy	2004-05	5.4
6. Karen Robinson	1989-90	4.7
7. Mollie Peirick	1996-97	4.5
8. Molly Cashman	1978-79	4.0
9. Tulyah Gaines	2006-07	3.9
10. Le'Tania Severe	2002-03	3.8

As a Senior

Player	Season	APG
1. Mary Gavin	1987-88	8.7
2. Niele Ivey	2000-01	6.9
3. Mollie Peirick	1997-98	6.2
4. Skylar Diggins	2012-13	6.08
4. Niele Ivey	1999-00	6.06
5. Kara Leary	1993-94	5.2
6. Jeannine Augustin	1996-97	5.1
7. Karen Robinson	1990-91	5.0
8. Coquese Washington	1992-93	4.4
9. Megan Duffy	2005-06	4.1
10. Kayla McBride	2013-14	3.8


MOST BLOCKED SHOTS

As a Freshman

Player	Season	Blks.
1. Shari Matvey	1979-80	94
2. Ruth Riley	1997-98	71
3. Taya Reimer	2013-14	52
4. Devereaux Peters	2007-08	45
5. Erica Williamson	2006-07	39
6. Erica Solomon	2008-09	38
7. Jacqueline Batteast	2001-02	36
8. Amanda Barksdale	1999-00	34
9. Majenica Rupe	1989-90	28
10. Courtney LaVere	2002-03	27

As a Sophomore

Player	Season	Blks.
1. Ruth Riley	1998-99	101
2. Amanda Barksdale	2000-01	58
3. Jacqueline Batteast	2002-03	50
4. Katryna Gaither	1994-95	46
5. Teresa Borton	2002-03	42
6. Courtney LaVere	2003-04	41
7. Erica Williamson	2007-08	38
8. Melissa D'Amico	2005-06	35
9. Heidi Bunek	1986-87	31
10. Natalie Achonwa	2011-12	27



Nearly 30 years after her career ended, two-time North Star Conference Player of the Year Trena Keys still remains among the top shot blockers in Fighting Irish history — her 1.5 bpg. average in 1984-85 ranks third all-time among Notre Dame juniors.

As a Junior

	Player	Season	Blks.
1.	Ruth Riley	1999-00	85
2.	Amanda Barksdale	2001-02	78
3.	Ariel Braker	2012-13	45
4.	Trena Keys	1984-85	43
5.	Katryna Gaither	1995-96	40
6.	Heidi Bunek	1987-88	39
	Tricia McManus	1979-80	39
8.	Jacqueline Batteast	2003-04	38
9.	Natalie Achonwa	2012-13	34
10.	Margaret Nowlin	1990-91	33

As a Senior

Player	Season	Blks.
1. Ruth Riley	2000-01	113
2. Devereaux Peters	2011-12	78
3. Devereaux Peters	2010-11	68
4. Teresa Borton	2004-05	57
5. Courtney LaVere	2005-06	50
6. Jacqueline Batteast	2004-05	43
7. Natalie Achonwa	2013-14	39
8. Katryna Gaither	1996-97	35
9. Trena Keys	1985-86	30
10. Skylar Diggins	2012-13	27

HIGHEST BLOCKED SHOT AVERAGE

As a Freshman

Player	Season	BPG
1. Shari Matvey	1979-80	3.1
2. Ruth Riley	1997-98	2.2
3. Devereaux Peters	2007-08	2.0
4. Jacqueline Batteast	2001-02	1.38
5. Taya Reimer	2013-14	1.37
6. Erica Williamson	2006-07	1.3
7. Erica Solomon	2008-09	1.23
8. Amanda Barksdale	1999-00	1.21
9. Trena Keys	1982-83	1.0



As a Sophomore

Player	Season	BPG
1. Ruth Riley	1998-99	3.3
2. Amanda Barksdale	2000-01	1.7
3. Jacqueline Batteast	2002-03	1.6
4. Katryna Gaither	1994-95	1.5
5. Teresa Borton	2002-03	1.3
6. Courtney LaVere	2003-04	1.28
7. Melissa D'Amico	2005-06	1.17
8. Tricia McManus	1979-80	1.17
9. Heidi Bunek	1986-87	1.15
10. Erica Williamson	2007-08	1.1

As a Junior

Player	Season	BPG
1. Amanda Barksdale	2001-02	3.0
2. Ruth Riley	1999-00	2.7
3. Trena Keys	1984-85	1.5
4. Heidi Bunek	1987-88	1.4
5. Tricia McManus	1979-80	1.3
6. Katryna Gaither	1995-96	1.29
7. Ariel Braker	2012-13	1.25
8. Devereaux Peters	2009-10	1.2
9. Jacqueline Batteast	2003-04	1.2
10. Beth Morrison	1986-87	1.1

As a Senior

Player	Season	BPG
1. Ruth Riley	2000-01	3.1
2. Devereaux Peters	2011-12	2.0
3. Devereaux Peters	2010-11	1.74
4. Teresa Borton	2004-05	1.73
5. Courtney LaVere	2005-06	1.67
6. Jacqueline Batteast	2004-05	1.3
7. Natalie Achonwa	2013-14	1.2
8. Beth Morrison	1986-87	1.1
9. Trena Keys	1985-86	1.0



Skylar Diggins is the only Fighting Irish player to register triple-digit steals in one season, piling up 102 thefts in 2011-12 and a school-record 114 steals in 2012-13.

MOST STEALS

As a Freshman

Player	Season	Stls.
1. Skylar Diggins	2009-10	90
2. Coquese Washington	1989-90	67
3. Ashley Barlow	2006-07	63
Michelle Marciniak	1991-92	63
5. Ruth Kaiser	1981-82	61
6. Laura Dougherty	1981-82	60
7. Mary Beth Schueth	1981-82	52
8. Lindsay Allen	2013-14	49
Alicia Ratay	1999-00	49
10. Natalie Novosel	2008-09	45

As a Sophomore

Player	Season	Stls.
1. Coquese Washington	1990-91	83
2. Krissi Davis	1988-89	81
3. Niele Ivey	1997-98	77
4. Skylar Diggins	2010-11	75
5. Mary Gavin	1985-86	72
6. Ashley Barlow	2007-08	68
7. Jacqueline Batteast	2002-03	63
Karen Robinson	1988-89	63
9. Kayla McBride	2011-12	60
Le'Tania Severe	2001-02	60
Mollie Peirick	1995-96	60

As a Junior

Player	Season	Stls.
1. Skylar Diggins	2011-12	102
2. Megan Duffy	2004-05	90
3. Mary Gavin	1986-87	80
4. Coquese Washington	1991-92	79
5. Niele Ivey	1998-99	74
6. Comalita Haysbert	1990-91	72
7. Ashley Barlow	2008-09	70
8. Le'Tania Severe	2002-03	69
Letitia Bowen	1993-94	69
10. Tulyah Gaines	2006-07	66

As a Senior

Player	Season	Stls.
1. Skylar Diggins	2012-13	114
2. Niele Ivey	1999-00	95
3. Niele Ivey	2000-01	94
4. Mary Gavin	1987-88	93
5. Jeannine Augustin	1996-97	92
6. Brittany Mallory	2011-12	81
7. Ashley Barlow	2009-10	80
8. Devereaux Peters	2011-12	78
Coquese Washington	1992-93	78
10. Brittany Mallory	2010-11	77

HIGHEST STEAL AVERAGE

As a Freshman

Player	Season	SPG
1. Ruth Kaiser	1981-82	2.7
2. Skylar Diggins	2009-10	2.6
3. Laura Dougherty	1981-82	2.4
4. Coquese Washington	1989-90	2.3
5. Trena Keys	1982-83	2.11
6. Mary Beth Schueth	1981-82	2.08
7. Michelle Marciniak	1991-92	2.03
8. Ashley Barlow	2006-07	1.97
9. Devereaux Peters	2007-08	1.7
10. Alicia Ratay	1999-00	1.5

As a Sophomore

Player	Season	SPG
1. Coquese Washington	1990-91	2.6
2. Niele Ivey	1997-98	2.5
Krissi Davis	1988-89	2.5

4. Mary Gavin	1985-86	2.3
5. Ruth Kaiser	1982-83	2.1
6. Le'Tania Severe	2001-02	2.0
7. Jacqueline Batteast	2002-03	1.97
Karen Robinson	1988-89	1.97
9. Mollie Peirick	1995-96	1.94
10. Skylar Diggins	2010-11	1.92

As a Junior

Player	Season	SPG
1. Coquese Washington	1991-92	3.2
2. Mary Gavin	1986-87	3.0
3. Megan Duffy	2004-05	2.7
4. Niele Ivey	1998-99	2.64
5. Skylar Diggins	2011-12	2.62
6. Ashley Barlow	2008-09	2.41
7. Letitia Bowen	1993-94	2.38
8. Le'Tania Severe	2002-03	2.2
9. Karen Robinson	1989-90	2.14
10. Beth Morgan	1995-96	2.07

As a Senior

Player	Season	SPG
1. Mary Gavin	1987-88	3.3
2. Skylar Diggins	2012-13	3.1
3. Niele Ivey	1999-00	3.0
4. Coquese Washington	1992-93	2.9
5. Niele Ivey	2000-01	2.6
6. Kara Leary	1993-94	2.5
Krissi Davis	1990-91	2.5
8. Jeannine Augustin	1996-97	2.4
9. Ashley Barlow	2009-10	2.3
10. Letitia Bowen	1994-95	2.1

MOST TURNOVERS

As a Freshman

Player	Season	TO
1. Coquese Washington	1989-90	135
2. Michelle Marciniak	1991-92	134
3. Beth Morgan	1993-94	106
4. Skylar Diggins	2009-10	97
5. Karen Robinson	1987-88	96
6. Kelley Siemon	1997-98	90
7. Mollie Peirick	1994-95	89
Kari Hutchinson	1994-95	89
9. Courtney LaVere	2002-03	80
10. Jeannine Augustin	1993-94	79

As a Sophomore

Player	Season	TO
1. Karen Robinson	1988-89	184
2. Coquese Washington	1990-91	166
3. Skylar Diggins	2010-11	155
4. Mollie Peirick	1995-96	138
5. Le'Tania Severe	2001-02	120
6. Sara Liebscher	1988-89	101
7. Jacqueline Batteast	2002-03	99
8. Niele Ivey	1997-98	97
9. Megan Duffy	2003-04	92
10. Letitia Bowen	1992-93	87

As a Junior

Player	Season	TO
1. Le'Tania Severe	2002-03	119
2. Tulyah Gaines	2006-07	113
3. Heidi Bunek	1987-88	112
4. Coquese Washington	1991-92	111
Karen Robinson	1989-90	111
6. Mollie Peirick	1996-97	110
7. Letitia Bowen	1993-94	104
8. Skylar Diggins	2011-12	103
Megan Duffy	2004-05	103
10. Natalie Novosel	2010-11	102

Individual Records by Class

As a Senior

Player	Season	TO
1. Mary Gavin	1987-88	152
2. Mollie Peirick	1997-98	137
3. Skylar Diggins	2012-13	135
4. Jeannine Augustin	1996-97	132
Beth Morgan	1996-97	132
6. Coquese Washington	1992-93	120
Karen Robinson	1990-91	120
8. Kara Leary	1993-94	110
9. Niele Ivey	2000-01	109
10. Sandy Botham	1987-88	107

HIGHEST TURNOVER AVERAGE

As a Freshman

Player	Season	TOPG
1. Coquese Washington	1989-90	4.7
2. Michelle Marciniak	1991-92	4.3
3. Audrey Gomez	1991-92	3.67
4. Beth Morgan	1993-94	3.66
5. Karen Robinson	1987-88	3.43
6. Devereaux Peters	2007-08	3.39
7. Mollie Peirick	1998-99	3.3
8. Kari Hutchinson	1994-95	3.1
9. Jacqueline Batteast	2001-02	2.9
10. Kelley Siemon	1997-98	2.8

As a Sophomore

Player	Season	TOPG
1. Karen Robinson	1988-89	5.8
2. Coquese Washington	1990-91	5.2
3. Mollie Peirick	1995-96	4.5
4. Le'Tania Severe	2001-02	4.0
5. Skylar Diggins	2010-11	3.97
6. Comalita Haysbert	1989-90	3.6
7. Letitia Bowen	1992-93	3.5
8. Sara Liebscher	1988-89	3.2
9. Niele Ivey	1997-98	3.13
Beth Morgan	1995-96	3.13

As a Junior

Player	Season	TOPG
1. Coquese Washington	1991-92	4.4
Heidi Bunek	1987-88	4.0
3. Karen Robinson	1989-90	3.8
4. Le'Tania Severe	2002-03	3.7
5. Letitia Bowen	1993-94	3.6
6. Tulyah Gaines	2006-07	3.5
7. Megan Duffy	2004-05	3.1
8. Niele Ivey	1998-99	3.04
9. Sara Liebscher	1989-90	2.96
10. Mollie Peirick	1996-97	2.9



Rosanne Bohman started all 38 games on Notre Dame's 1996-97 Final Four team, most notably scoring 16 points on eight of eight shooting in a second-round NCAA Championship win at Texas.

As a Senior

Player	Season	TOPG
1. Mary Gavin	1987-88	5.4
2. Coquese Washington	1992-93	4.4
3. Mollie Peirick	1997-98	4.3
4. Sandy Botham	1987-88	3.82
5. Kara Leary	1993-94	3.79
6. Skylar Diggins	2012-13	3.6
7. Beth Morgan	1996-97	3.5
Jeannine Augustin	1996-97	3.5
9. Niele Ivey	1999-00	3.2
10. Danielle Green	1998-99	3.1

MOST FOULS

As a Freshman

Player	Season	PF
1. Ruth Riley	1997-98	109
2. Letitia Bowen	1991-92	91
3. Taya Reimer	2013-14	90
Kelley Siemon	1997-98	90
5. Courtney LaVere	2002-03	88
6. Michelle Marciniak	1991-92	86
7. Shari Matvey	1979-80	85
8. Sheila McMillen	1995-96	83
9. Sandy Botham	1984-85	82
10. Lindsay Allen	2013-14	81

As a Sophomore

Player	Season	PF
1. Ruth Riley	1998-99	106
2. Margaret Nowlin	1989-90	102
Tricia McManus	1979-80	102
4. Sandy Botham	1985-86	99
5. Kelley Siemon	1998-99	94
6. Becca Bruszewski	2008-09	88
7. Courtney LaVere	2003-04	87
8. Ashley Barlow	2007-08	86
Coquese Washington	1990-91	86
10. Lavetta Willis	1985-86	85

As a Junior

Player	Season	PF
1. Ruth Riley	1999-00	109
2. Margaret Nowlin	1990-91	106
3. Letitia Bowen	1993-94	103
4. Mollie Peirick	1996-97	100
5. Tricia McManus	1980-81	97
6. Sandy Botham	1986-87	94
7. Tulyah Gaines	2006-07	93
8. Becca Bruszewski	2009-10	92
9. Carey Poor	1994-95	88
10. Crystal Erwin	2005-06	83

As a Senior

Player	Season	PF
1. Devereaux Peters	2011-12	102
2. Letitia Bowen	1994-95	101
3. Becca Bruszewski	2010-11	99
4. Rosanne Bohman	1996-97	97
Katryna Gaither	1996-97	97
6. Devereaux Peters	2010-11	96
7. Sandy Botham	1987-88	91
8. Ruth Riley	2000-01	87
Tootie Jones	1993-94	87
10. Margaret Nowlin	1991-92	86

MOST TIMES FOULED OUT

As a Freshman

Player	Season	FO
1. Ruth Riley	1997-98	8
2. Devereaux Peters	2007-08	5
Courtney LaVere	2002-03	5

4. Letitia Bowen	1991-92	4
Cathy Emigholz	1986-87	4
6. Ashley Barlow	2006-07	3
Kelley Siemon	1997-98	3
Coquese Washington	1989-90	3
Jenny Klauke	1980-81	3
10. 12 tied with	(MR: Taya Reimer 2013-14)	2

As a Sophomore

Player	Season	FO
1. Kelley Siemon	1998-99	6
2. Carey Poor	1993-94	5
Sandy Botham	1985-86	5
Tricia McManus	1979-80	5
5. Crystal Erwin	2004-05	4
Jacqueline Batteast	2002-03	4
Heidi Bunek	1987-88	4
8. three tied with		3

As a Junior

Player	Season	FO
1. Sandy Botham	1986-87	8
2. Margaret Nowlin	1990-91	7
3. Letitia Bowen	1993-94	6
4. Ruth Riley	1999-00	5
Tricia McManus	1979-80	5
6. five tied with		4

As a Senior

Player	Season	FO
1. Tootie Jones	1993-94	6
Margaret Nowlin	1991-92	6
3. Sandy Botham	1987-88	5
4. Letitia Bowen	1994-95	4
Sherri Orlosky	1993-94	4
Tricia McManus	1980-81	4
7. five tied with		3

GAMES STARTED

As a Freshman

Player	Season	GS
1. Lindsay Allen	2013-14	38
2. Jewell Loyd	2012-13	35
3. Alicia Ratay	1999-00	32
4. Skylar Diggins	2009-10	30
Kelley Siemon	1997-98	30
6. Lindsay Schrader	2005-06	27
Karen Robinson	1987-88	27
8. Ruth Riley	1997-98	26
9. Beth Morgan	1993-94	25
10. Mary Beth Schueth	1981-82	24

As a Sophomore

Player	Season	GS
1. Skylar Diggins	2010-11	38
2. Jewell Loyd	2013-14	37
3. Kayla McBride	2011-12	36
4. Alicia Ratay	2000-01	35
5. Breona Gray	2004-05	33
6. Ashley Barlow	2007-08	32
Jacqueline Batteast	2002-03	32
Teresa Borton	2002-03	32
Krissi Davis	1988-89	32
10. seven tied with		31

As a Junior

Player	Season	GS
1. Skylar Diggins	2011-12	39
Natalie Novosel	2010-11	39
3. Natalie Achonwa	2012-13	37
4. Kayla McBride	2012-13	36
5. Ericka Haney	2000-01	35



6.	Ariel Braker	2012-13	33
	Lindsay Schrader	2007-08	33
	Megan Duffy	2004-05	33
	Mollie Peirick	1996-97	33
10.	five tied with		32

As a Senior

Player	Season	GS
1.	Brittany Mallory	2011-12 39
	Natalie Novosel	2011-12 39
	Devereaux Peters	2011-12 39
	Becca Bruszewski	2010-11 39
	Devereaux Peters	2010-11 39
6.	Kayla McBride	2013-14 38
	Rosanne Bohman	1996-97 38
	Katryna Gaither	1996-97 38
	Beth Morgan	1996-97 38
10.	three tied with	37

GAMES PLAYED

As a Freshman

Player	Season	GP
1.	Natalie Achonwa	2010-11 39
2.	Lindsay Allen	2013-14 38
	Taya Reimer	2013-14 38
	Julie Henderson	1996-97 38
5.	Jewell Loyd	2012-13 36
	Markisha Wright	2011-12 36
7.	Skylar Diggins	2009-10 35
8.	Brittany Mallory	2007-08 33
	Charel Allen	2004-05 33
10.	10 tied with	32

As a Sophomore

Player	Season	GP
1.	Natalie Achonwa	2011-12 39
	Kayla McBride	2011-12 39
	Skylar Diggins	2010-11 39
	Kaila Turner	2010-11 39
5.	Sheila McMillen	1996-97 38
6.	Michaela Mabrey	2013-14 38
7.	Jewell Loyd	2013-14 37
8.	Markisha Wright	2012-13 36
	Alicia Ratay	2000-01 36
10.	two tied with	35

As a Junior

Player	Season	GP
1.	Skylar Diggins	2011-12 39
	Kaila Turner	2011-12 39
	Natalie Novosel	2010-11 39
4.	Mollie Peirick	1996-97 38
5.	Madison Cable	2013-14 37
	Natalie Achonwa	2012-13 37
	Kayla McBride	2012-13 37
8.	three tied with	36

As a Senior

Player	Season	GP
1.	Brittany Mallory	2011-12 39
	Natalie Novosel	2011-12 39
	Devereaux Peters	2011-12 39
	Brittany Mallory	2010-11 39
	Devereaux Peters	2010-11 39
	Becca Bruszewski	2010-11 39
7.	five tied with	38

MINUTES PLAYED

As a Freshman

Player	Season	GP
1.	Skylar Diggins	2009-10 1,028
2.	Jewell Loyd	2012-13 1,020
3.	Lindsay Allen	2013-14 1,017
4.	Alicia Ratay	1999-00 999
5.	Beth Morgan	1993-94 913
6.	Lindsay Schrader	2005-06 858
7.	Shari Matvey	1979-80 837
8.	Michelle Marciniak	1991-92 814
9.	Ashley Barlow	2006-07 810
10.	Charel Allen	2004-05 795

As a Sophomore

Player	Season	Mins.
1.	Skylar Diggins	2010-11 1,226
2.	Alicia Ratay	2000-01 1,147
3.	Jewell Loyd	2013-14 1,104
4.	Kayla McBride	2011-12 1,081
5.	Megan Duffy	2003-04 1,066
6.	Jacqueline Batteast	2002-03 1,022
	Krissi Davis	1988-89 1,022
8.	Karen Robinson	1988-89 1,017
9.	Mary Gavin	1985-86 973
10.	Sheila McMillen	1996-97 950

As a Junior

Player	Season	Mins.
1.	Megan Duffy	2004-05 1,222
2.	Skylar Diggins	2011-12 1,201
3.	Natalie Novosel	2010-11 1,102
4.	Kayla McBride	2012-13 1,083
5.	Charel Allen	2006-07 1,082
6.	Jacqueline Batteast	2003-04 1,052
7.	Erica Haney	2000-01 1,047
8.	Melissa Lechlitrer	2008-09 1,033
9.	Niele Ivey	1999-00 1,028
10.	Mollie Peirick	1996-97 1,026

As a Senior

Player	Season	Mins.
1.	Beth Morgan	1996-97 1,227
2.	Skylar Diggins	2012-13 1,184
3.	Katryna Gaither	1996-97 1,177
4.	Megan Duffy	2005-06 1,152
5.	Niele Ivey	2000-01 1,151
6.	Brittany Mallory	2011-12 1,146
7.	Kayla McBride	2013-14 1,119
8.	Jacqueline Batteast	2004-05 1,109
9.	Alicia Ratay	2002-03 1,070
10.	Natalie Novosel	2011-12 1,051

MOST MINUTES PER GAME

As a Freshman

Player	Season	MPG
1.	Ruth Kaiser	1981-82 33.2
2.	Beth Morgan	1993-94 31.5
3.	Mary Beth Schueth	1981-82 31.4
4.	Alicia Ratay	1999-00 31.2
5.	Jewell Loyd	2012-13 31.1
6.	Skylar Diggins	2009-10 29.4
7.	Lindsay Schrader	2005-06 28.6
8.	Shari Matvey	1979-80 27.9
9.	Jacqueline Batteast	2001-02 27.6
10.	Carrie Bates	1981-82 27.0

As a Sophomore

Player	Season	MPG
1.	Megan Duffy	2003-04 33.3
2.	Jacqueline Batteast	2002-03 31.94
	Krissi Davis	1988-89 31.94

4.	Alicia Ratay	2000-01 31.86
5.	Karen Robinson	1988-89 31.8
6.	Diondra Toney	1986-87 31.7
7.	Skylar Diggins	2010-11 31.4
	Mary Gavin	1985-86 31.4
9.	Mary Beth Schueth	1982-83 30.5
10.	Mollie Peirick	1995-96 30.2

As a Junior

Player	Season	MPG
1.	Megan Duffy	2004-05 37.0
2.	Mary Gavin	1986-87 35.1
3.	Alicia Ratay	2001-02 33.83
4.	Charel Allen	2006-07 33.81
5.	Melissa Lechlitrer	2008-09 33.3
6.	Ashley Barlow	2008-09 32.93
7.	Jacqueline Batteast	2003-04 32.88
8.	Beth Morgan	1995-96 32.6
9.	Krissi Davis	1989-90 32.3
10.	Niele Ivey	1998-99 31.4

As a Senior

Player	Season	MPG
1.	Megan Duffy	2005-06 38.4
2.	Sheila McMillen	1998-99 33.8
3.	Jacqueline Batteast	2004-05 33.6
4.	Alicia Ratay	2002-03 33.4
5.	Kara Leary	1993-94 32.7
6.	Beth Morgan	1996-97 32.3
7.	Niele Ivey	1999-00 32.1
8.	Skylar Diggins	2012-13 32.00
9.	Niele Ivey	2000-01 31.97
10.	Karen Robinson	1990-91 31.8

MOST DOUBLE-DOUBLES

As a Freshman

Player	Season	DD
1.	Shari Matvey	1979-80 15
2.	Jacqueline Batteast	2001-02 11
3.	Mary Beth Schueth	1981-82 9
4.	Ruth Riley	1997-98 8
5.	Courtney LaVere	2002-03 5
	Letitia Bowen	1991-92 5

As a Sophomore

Player	Season	DD
1.	Ruth Riley	1998-99 12
2.	Katryna Gaither	1994-95 10
	Letitia Bowen	1992-93 10
	Heidi Bunek	1986-87 10
5.	Mary Beth Schueth	1982-83 9

As a Junior

Player	Season	DD
1.	Natalie Achonwa	2012-13 19
2.	Katryna Gaither	1995-96 14
3.	Jacqueline Batteast	2003-04 13
4.	Heidi Bunek	1987-88 10
5.	Krissi Davis	1989-90 9


As a Senior

Player	Season	DD
1.	Katryna Gaither	1996-97 17
2.	Devereaux Peters	2011-12 12
3.	Margaret Nowlin	1991-92 11
4.	Jane Politski	1978-79 11
5.	Devereaux Peters	2010-11 10
	Ruth Riley	2000-01 10

Current players listed in **boldface**

NOTE: Player class years sorted by academic standing; thus, fifth-year seniors may be listed twice under senior year records

Career Records



Beth Morgan was one of the most prolific scorers in Notre Dame history and one of only four Fighting Irish players to register more than 2,000 points in her career.

POINTS

Most Points

	Player	Years	Pts.
1.	Skylar Diggins	2009-13	2,357
2.	Beth Morgan	1993-97	2,322
3.	Katryna Gaither	1993-97	2,126
4.	Ruth Riley	1997-01	2,072
5.	Kayla McBride	2010-14	1,876
6.	Jacqueline Batteast	2001-05	1,874
7.	Alicia Ratay	1999-03	1,763
8.	Karen Robinson	1987-91	1,590
9.	Trena Keys	1982-86	1,589
10.	Natalie Novosel	2008-12	1,569

Highest Scoring Average

	Player	Years	PPG
1.	Beth Morgan	1993-97	18.6
2.	Katryna Gaither	1993-97	16.6
3.	Ruth Riley	1997-01	15.8
4.	Skylar Diggins	2009-13	15.7
5.	Jewell Loyd	2012-p	15.6
6.	Jacqueline Batteast	2001-05	15.2
7.	Heidi Bunek	1985-89	14.5
8.	Trena Keys	1982-86	14.3
9.	Kayla McBride	2010-14	14.1
10.	Alicia Ratay	1999-03	13.6

Double-Figure Scoring Games

	Player	Years	Gms.
1.	Skylar Diggins	2009-13	120
2.	Beth Morgan	1993-97	115
3.	Ruth Riley	1997-01	106
4.	Jacqueline Batteast	2001-05	101
5.	Katryna Gaither	1993-97	101
6.	Kayla McBride	2010-14	100
7.	Alicia Ratay	1999-03	95
8.	Charel Allen	2004-08	82
9.	Karen Robinson	1987-91	82
10.	Natalie Achonwa	2010-14	79
	Natalie Novosel	2008-12	79

Consecutive Games Scoring In Double Figures

	Player	Dates	Gms.
1.	Katryna Gaither	12/28/94 to 1/21/97	76
2.	Jewell Loyd	3/12/13 to present	43
3.	Natalie Novosel	3/8/11 to 1/21/12	27
4.	Beth Morgan	2/10/94 to 1/19/95	24
5.	Kayla McBride	12/22/13 to 3/9/14	23

20-Point Games

	Player	Years	Gms.
1.	Beth Morgan	1993-97	56
2.	Katryna Gaither	1993-97	50

3.	Skylar Diggins	2009-13	45
4.	Ruth Riley	1997-01	37
5.	Jacqueline Batteast	2001-05	32
6.	Charel Allen	2004-08	29
	Trena Keys	1982-86	29
8.	Alicia Ratay	1999-03	26
9.	Heidi Bunek	1985-89	23
	Shari Matvey	1979-83	23

30-Point Games

	Player	Years	Gms.
1.	Katryna Gaither	1993-97	6
2.	Ruth Riley	1997-01	5
	Beth Morgan	1993-97	5
4.	Trena Keys	1982-86	4
5.	four tied at		3
	(MR: Jewell Loyd 2012-p)		

FIELD-GOALS

Most Field-Goals Made

	Player	Years	FGM
1.	Katryna Gaither	1993-97	899
2.	Skylar Diggins	2009-13	822
	Beth Morgan	1993-97	822
4.	Ruth Riley	1997-01	777
5.	Kayla McBride	2010-14	743
6.	Jacqueline Batteast	2001-05	723
7.	Trena Keys	1982-86	690
8.	Karen Robinson	1987-91	633
9.	Shari Matvey	1979-83	616
10.	Charel Allen	2004-08	602

Most Field-Goals Attempted

	Player	Years	FGA
1.	Beth Morgan	1993-97	1,952
2.	Skylar Diggins	2009-13	1,834
3.	Jacqueline Batteast	2001-05	1,744
4.	Kayla McBride	2010-14	1,563
5.	Katryna Gaither	1993-96	1,474
6.	Charel Allen	2004-08	1,422
7.	Trena Keys	1982-86	1,405
8.	Karen Robinson	1987-91	1,304
9.	Lindsay Schrader	2005-10	1,250
10.	Ruth Riley	1997-01	1,229

Highest Field-Goal Percentage (min. 400 attempts)

	Player	Years	Pct.
1.	Ruth Riley	1997-01	.632
2.	Katryna Gaither	1993-97	.610
3.	Heidi Bunek	1985-89	.604
4.	Sandy Botham	1984-88	.588
5.	Krissi Davis	1987-91	.579
6.	Natalie Achonwa	2010-14	.562
7.	Carrie Bates	1981-85	.563
8.	Devereaux Peters	2007-12	.550
9.	Teresa Borton	2001-05	.547
10.	Shari Matvey	1979-83	.533

3-POINT FIELD-GOALS

Most 3-Point Field-Goals Made

	Player	Years	3FGM
1.	Alicia Ratay	1999-03	262
2.	Sheila McMillen	1995-99	249
3.	Beth Morgan	1993-97	231
4.	Niele Ivey	1996-01	190
5.	Megan Duffy	2002-06	161
6.	Brittany Mallory	2007-12	153
7.	Skylar Diggins	2009-13	150
8.	Ashley Barlow	2006-10	139
9.	Mollie Peirick	1994-98	129
10.	Lisa Kuhns	1985-90	102

Consecutive Games With A 3-Point Field-Goal

	Player	Dates	Gms.
1.	Beth Morgan	2/12/95 to 3/5/96	35
2.	Sheila McMillen	2/12/98 to 12/21/98	21
3.	Sheila McMillen	1/2/99 to 3/15/99	20
4.	Niele Ivey	2/5/00 to 12/3/00	18
	Beth Morgan	12/2/94 to 2/4/95	18

Most 3-Point Field-Goals Attempted

	Player	Years	3FGA
1.	Sheila McMillen	1995-99	650
2.	Beth Morgan	1993-97	628
3.	Alicia Ratay	1999-03	550
4.	Niele Ivey	1996-01	469
5.	Brittany Mallory	2007-12	466
6.	Megan Duffy	2002-06	441
7.	Skylar Diggins	2009-13	428
8.	Ashley Barlow	2006-10	403
9.	Mollie Peirick	1994-98	342
10.	Lisa Kuhns	1985-90	262

Highest 3-Point Field-Goal Percentage (min. 50 attempts)

	Player	Years	Pct.
1.	Alicia Ratay	1999-03	.476*
2.	Kari Hutchinson	1994-98	.424
3.	Madison Cable	2011-p	.417
4.	Niele Ivey	1996-01	.4051
5.	Jewell Loyd	2012-p	.4049
6.	Sherri Orlosky	1990-94	.394
7.	Natalie Novosel	2008-12	.392
8.	Lisa Kuhns	1985-90	.389
9.	Sheila McMillen	1995-99	.383
10.	Jeneka Joyce	2000-04	.382

* - NCAA record

FREE THROWS

Most Free Throws Made

	Player	Years	FTM
1.	Skylar Diggins	2009-13	563
2.	Ruth Riley	1997-01	518
3.	Natalie Novosel	2008-12	464
4.	Beth Morgan	1993-97	447
5.	Megan Duffy	2002-06	403
6.	Alicia Ratay	1999-03	387
7.	Jacqueline Batteast	2001-05	366
8.	Ashley Barlow	2006-10	359
9.	Natalie Achonwa	2010-14	347
10.	Katryna Gaither	1993-97	328

Most Free Throws Attempted

	Player	Years	FTA
1.	Skylar Diggins	2009-13	724
2.	Ruth Riley	1997-01	687
3.	Natalie Novosel	2008-12	588
4.	Katryna Gaither	1993-97	551
5.	Beth Morgan	1993-97	549
6.	Jacqueline Batteast	2001-05	528
7.	Natalie Achonwa	2010-14	480
8.	Megan Duffy	2002-06	469
9.	Ashley Barlow	2006-10	444
	Alicia Ratay	1999-03	444

Highest Free-Throw Percentage (min. 75 attempts)

	Player	Years	Pct.
1.	Kayla McBride	2010-14	.882
2.	Alicia Ratay	1999-03	.872
3.	Megan Duffy	2002-06	.859
4.	Mollie Peirick	1994-98	.819
5.	Lindsay Allen	2013-p	.815
6.	Beth Morgan	1993-97	.814
7.	Jewell Loyd	2012-p	.813
8.	Ashley Barlow	2006-10	.809
9.	Sheila McMillen	1995-99	.808
10.	Melissa Lechlitner	2006-10	.800

REBOUNDS

Most Rebounds

	Player	Years	Rebs.
1.	Ruth Riley	1997-01	1,007
2.	Letitia Bowen	1991-95	999
3.	Katryna Gaither	1993-97	986
4.	Natalie Achonwa	2010-14	970
5.	Jacqueline Batteast	2001-05	965
6.	Devereaux Peters	2007-12	937



7.	Mary Beth Schueth	1981-85	853
8.	Lindsay Schrader	2005-10	828
9.	Margaret Nowlin	1988-92	826
10.	Sandy Botham	1984-88	774

Highest Rebound Average

	Player	Years	RPG
1.	Letitia Bowen	1991-95	8.8
2.	Mary Beth Schueth	1981-85	8.1
3.	Jacqueline Batteast	2001-05	7.84
4.	Heidi Bunek	1985-89	7.76
5.	Katryna Gaither	1993-97	7.70
6.	Ruth Riley	1997-01	7.69
7.	Janice Crowe	1979-82	7.4
8.	Devereaux Peters	2007-12	7.3
9.	Margaret Nowlin	1988-92	6.9
10.	Shari Matvey	1979-83	6.8

ASSISTS

Most Assists

	Player	Years	Asst.
1.	Mary Gavin	1984-88	778
2.	Skylar Diggins	2009-13	745
3.	Niele Ivey	1996-01	727
4.	Mollie Peirick	1994-97	651
5.	Karen Robinson	1987-91	579
6.	Coquese Washington	1989-93	554
7.	Megan Duffy	2002-06	500
8.	Melissa Lechlitner	2006-10	388
9.	Jeanine Augustin	1994-97	387
10.	Le'Tania Severe	2000-04	384

Highest Assist Average

	Player	Years	APG
1.	Mary Gavin	1984-88	7.0
2.	Niele Ivey	1996-01	5.5
3.	Mollie Peirick	1994-97	5.1
4.	Skylar Diggins	2009-13	5.0
5.	Coquese Washington	1989-93	4.9
6.	Karen Robinson	1987-91	4.8
7.	Lindsay Allen	2013-p	3.947
8.	Megan Duffy	2002-06	3.937
9.	Le'Tania Severe	2000-04	3.3
10.	Jeanine Augustin	1993-97	3.1

BLOCKED SHOTS

Most Blocked Shots

	Player	Years	Blks.
1.	Ruth Riley	1997-01	370
2.	Devereaux Peters	2007-12	227
3.	Amanda Barksdale	1999-02	170
4.	Jacqueline Batteast	2001-05	167
5.	Teresa Borton	2001-05	150
6.	Courtney LaVere	2002-06	146
7.	Katryna Gaither	1993-97	141
8.	Shari Matvey	1979-83	133
9.	Erica Williamson	2006-10	125
10.	Trena Keys	1982-86	124

Highest Blocked Shot Average

	Player	Years	BPG
1.	Ruth Riley	1997-01	2.8
2.	Amanda Barksdale	1999-02	1.9
3.	Devereaux Peters	2007-12	1.8
4.	Jacqueline Batteast	2001-05	1.4
5.	Shari Matvey	1979-83	1.22
6.	Courtney LaVere	2002-06	1.20
7.	Erica Williamson	2006-10	1.19
8.	Teresa Borton	2001-05	1.18
9.	Heidi Bunek	1985-89	1.1

STEALS

Most Steals

	Player	Years	Stls.
1.	Skylar Diggins	2012-13	381
2.	Niele Ivey	1996-01	348
3.	Coquese Washington	1989-93	307
4.	Ashley Barlow	2006-10	281
	Marv Gavin	1984-88	281

6.	Brittany Mallory	2007-12	272
7.	Karen Robinson	1987-91	228
8.	Krissi Davis	1987-91	226
9.	Devereaux Peters	2007-12	222
10.	Megan Duffy	2002-06	220

Highest Steals Average

	Player	Years	SPG
1.	Coquese Washington	1989-93	2.7
2.	Niele Ivey	1996-01	2.6
3.	Skylar Diggins	2009-13	2.54
4.	Mary Gavin	1984-88	2.51
5.	Ashley Barlow	2006-10	2.2
6.	Michelle Marciniak	1991-92	2.0
7.	Krissi Davis	1987-91	1.92
8.	Karen Robinson	1987-91	1.88
9.	Brittany Mallory	2007-12	1.80
	Ruth Kaiser	1981-85	1.80

TURNOVERS

Most Turnovers

	Player	Years	TO
1.	Coquese Washington	1989-93	532
2.	Karen Robinson	1987-91	511
3.	Skylar Diggins	2009-13	490
4.	Mollie Peirick	1995-98	474
5.	Beth Morgan	1993-97	413
6.	Niele Ivey	1996-01	405
7.	Letitia Bowen	1991-95	352
8.	Le'Tania Severe	2000-04	346
9.	Megan Duffy	2002-06	345
10.	Jacqueline Batteast	2001-05	337

Highest Turnover Average

	Player	Years	TOPG
1.	Coquese Washington	1989-93	4.7
2.	Michelle Marciniak	1991-92	4.3
3.	Karen Robinson	1987-91	4.2
4.	Mollie Peirick	1995-98	3.7
5.	Beth Morgan	1993-97	3.30
6.	Skylar Diggins	2009-13	3.27
7.	Letitia Bowen	1991-95	3.12
8.	Niele Ivey	1996-01	3.07
9.	Le'Tania Severe	2000-04	3.0
10.	Jacqueline Batteast	2001-05	2.7

FOULS

Most Fouls

	Player	Years	PF
1.	Ruth Riley	1997-01	411
2.	Letitia Bowen	1991-95	378
3.	Sandy Botham	1984-88	366
4.	Margaret Nowlin	1988-92	357
5.	Devereaux Peters	2007-12	351
6.	Becca Bruszewski	2007-11	337
7.	Kelley Siemon	1997-01	326
8.	Coquese Washington	1989-93	315
9.	Courtney LaVere	2002-06	314
10.	Crystal Erwin	2003-07	309

Most Times Fouled Out

	Player	Years	FO
1.	Sandy Botham	1984-88	19
2.	Ruth Riley	1997-01	18
3.	Margaret Nowlin	1988-92	16
4.	Letitia Bowen	1991-95	14
5.	Kelley Siemon	1997-01	13
	Carey Poor	1992-96	13

GAMES

Most Games Started

Most Games Played		
Player	Years	GS
1. Skylar Diggins	2009-13	144
2. Alicia Ratay	1999-03	129
3. Lindsay Schrader	2005-10	124
Ruth Riley	1997-01	124
5. Jacqueline Batteast	2001-05	119
6. Mollie Peirick	1994-98	118
7. Karen Robinson	1987-91	116

8.	Beth Morgan	1993-97	115
9.	Kayla McBride	2010-14	114
	Niele Ivey	1996-01	114

Consecutive Games Started

	Player	Dates	GS
1.	Jacqueline Batteast	1/26/02 to 3/21/05	97
2.	Katryna Gaither	12/27/94 to 3/30/97	95
3.	Skylar Diggins	2/28/11 to 4/7/13	86
4.	Ruth Riley	12/8/97 to 2/9/00	79
5.	Natalie Novosel	11/12/10 to 4/3/12	78
	Devereaux Peters	11/12/10 to 4/3/12	78

Most Games Played

	Player	Years	GP
1.	Brittany Mallory	2007-12	151
2.	Skylar Diggins	2009-13	150
3.	Natalie Achonwa	2010-14	145
4.	Natalie Novosel	2008-12	144
5.	Becca Bruszewski	2007-11	136
6.	Kayla McBride	2010-14	133
7.	Niele Ivey	1996-01	132
8.	three tied at (MR: Melissa Lechlitner 2006-10)		131

MINUTES

Most Minutes Played

	Player	Years	Mins.
1.	Skylar Diggins	2009-13	4,639
2.	Alicia Ratay	1999-03	4,231
3.	Megan Duffy	2002-06	4,188
4.	Beth Morgan	1993-97	3,958
5.	Niele Ivey	1996-01	3,954
6.	Jacqueline Batteast	2001-05	3,901
7.	Kayla McBride	2010-14	3,735
8.	Sheila McMillen	1995-99	3,670
9.	Ashley Barlow	2006-10	3,664
10.	Mollie Peirick	1994-98	3,652

Highest Minutes Average

	Player	Years	MPG
1.	Megan Duffy	2002-06	33.0
2.	Alicia Ratay	1999-03	32.5
3.	Jacqueline Batteast	2001-05	31.71
4.	Beth Morgan	1993-97	31.66
5.	Skylar Diggins	2009-13	30.9
6.	Jewell Loyd	2012-p	30.5
7.	Niele Ivey	1996-01	30.0
8.	Karen Robinson	1987-91	29.4
9.	Mollie Peirick	1994-98	28.5
10.	Lindsay Schrader	2005-10	28.3

DOUBLE-DOUBLES

Most Double-Doubles

	Player	Years	DD
1.	Katryna Gaither	1993-97	40
2.	Jacqueline Batteast	2001-05	38
3.	Ruth Riley	1997-01	36
4.	Mary Beth Schueth	1981-85	32
5.	Natalie Achonwa	2010-14	28
	Letitia Bowen	1991-95	28
7.	Shari Matvey	1979-83	26
8.	Jane Poltiski	1977-80	25
9.	Margaret Nowlin	1988-92	24
10.	Devereaux Peters	2007-12	23

Most Double-Doubles By A Guard

	Player	Year	DD
1.	Lindsay Schrader	2005-10	17
2.	Niele Ivey	1996-01	12
3.	Krissi Davis	1987-91	10
4.	Danielle Green	1995-00	7
	Beth Morgan	1993-97	7

Current players listed in **boldface**

NOTE: Player years listed by start of freshman season through end of senior year (e.g. 1993-94 to 1996-97 listed as 1993-97)

Opponent Records

Single-Game Records

Most Points (Game), Team –

124 by South Carolina on Jan. 31, 1981
(South Carolina 124, Notre Dame 48)

Most Points (Half), Team –

78 (2nd) by South Carolina on Jan. 31, 1981
(South Carolina 124, Notre Dame 48)

Most Points, Individual –

38 by Latasha Byers (DePaul) on Jan. 16, 1995

Fewest Points (Game), Team –

21 by Southeast Missouri State on Jan. 2, 2011
(Notre Dame 97, Southeast Missouri State 21)

Fewest Points (Half), Team –

6 (1st) by Southeast Missouri State on Jan. 2, 2011
(Notre Dame 97, Southeast Missouri State 21)

Most Field-Goals Made, Team –

55 by South Carolina on Jan. 31, 1981 (82 att.)

Most Field-Goals Made, Individual –

17 by Shelly Pennelfather (Villanova) on Feb. 11, 1984
(24 attempts)
17 by Anucha Brown (Northwestern) on Dec. 7, 1983
(30)

Most Field-Goals Attempted, Team –

93 by Illinois-Chicago on Feb. 19, 1980 (30 made)

Most Field-Goals Attempted, Individual –

37 by Andrea Smith (South Florida) on Jan. 8, 2013
(13 made)

Highest Field-Goal Percentage, Team –

.671 (55-82) by South Carolina on Jan. 31, 1981

Highest Field-Goal Percentage, Individual –

1.000 (10-10) by Nykesha Sales (Connecticut)
on Dec. 6, 1997

Lowest Field-Goal Percentage, Team –

.125 (7-56) by Southeast Missouri State on Jan. 2, 2011

Most 3-Point Field-Goals Made, Team –

13 by DePaul on Jan. 17, 2006 (29 attempts)
13 by Connecticut on Jan. 15, 2001 (33)

Most 3-Point Field-Goals Made, Individual –

7, by five players (MR: Angie Bjorklund
(Tennessee) on Jan. 5, 2008 (9 attempts))

Most 3-Point Field-Goals Attempted, Team –

33 by Villanova on Jan. 25, 2003 (9 made)
33 by Connecticut on Jan. 15, 2001 (13)

Most 3-Point Field-Goals Attempted, Individual –

17 by Laurie Koehn (Kansas State) on March 25,
2003 (7 made)

Highest 3-Point Field-Goal Percentage, Team –

1.000 (3-3) by Pittsburgh on Feb. 15, 1998

Highest 3-Point Field-Goal Percentage, Individual –

1.000 (6-6) by Nicole Erickson (Duke) on Nov. 22,
1997

Most Free-Throws Made, Team –

34 by St. Joseph's (Ind.) on Feb. 17, 1981

Most Free-Throws Made, Individual –

15 by four players (MR: Nok Duany
(Georgetown) on Feb. 23, 2002)

Most Free-Throws Attempted, Team –

45 by South Florida on Jan. 13, 2007

Most Free-Throws Attempted, Individual –

19 by Nok Duany (Georgetown) on Feb. 23, 2002

Highest Free-Throw Percentage, Team –

1.000 (20-20) by Arizona on Nov. 24, 2001

Highest Free-Throw Percentage, Individual –

1.000 (15-15) by Jen Cole (La Salle) on Jan. 2, 1993

Most Rebounds, Team –

67 by Michigan on Jan. 20, 1979

Most Rebounds, Individual –

20, by four players (MR: Wendy Scholtens
(Vanderbilt) on Jan. 8, 1989)

Most Assists, Team –

30 by Loyola (Ill.) on Feb. 18, 1989

Most Assists, Individual –

16 by Veronica Pettry (Loyola, Ill.) on Feb. 18, 1989

Most Turnovers, Team –

49 by New Hampshire on Nov. 12, 2010

Most Turnovers, Individual –

13 by Chanivia Broussard (Miami) on Feb. 25, 2004

Fewest Turnovers, Team –

5 by Villanova on Jan. 25, 2003

Most Blocked Shots, Team –

16 by Connecticut on Jan. 27, 2007

Most Blocked Shots, Individual –

9 by Ruth Hamblin (Oregon State) on Dec. 29, 2013
9 by Tina Charles (Connecticut) on Jan. 27, 2007

Most Steals, Team –

26 by Michigan on Dec. 8, 1979

Most Steals, Individual –

12 by Diana Vines (DePaul) on Jan. 24, 1989

Most Fouls –

37 by Mercer on Dec. 30, 2011

Single-Season Records

Fewest Points

(full season - 20+ games)

1.	1,315	1978-79 (22 games)
2.	1,378	1981-82 (25)
3.	1,645	1984-85 (28)

Most Points: 2,408, 1996-97 (38)

Lowest Scoring Average

1.	52.9	2011-12 (2,062p/39g)
2.	55.1	1981-82 (1,378/25)
3.	55.8	2000-01 (2,008/36)

Highest Scoring Average: 71.8, 1991-92 (2,227/31)

Fewest Field-Goals Made

1.	544	1978-79
2.	564	1981-82
3.	608	2001-02

Most Field-Goals Made: 885, 2013-14

Fewest Field-Goals Attempted

1.	1,315	1978-79
2.	1,407	1981-82
3.	1,610	1992-93

Most Field-Goals Attempted: 2,344, 2013-14

Lowest Field-Goal Percentage

1.	.336	2000-01 (748-2,228)
2.	.349	2001-02 (608-1,740)
3.	.3548	1999-00 (701-1,976)

Highest Field-Goal Percentage: .446, 1983-84 (755-1,693)

Fewest 3-Point Field-Goals Made

1.	55	1989-90
2.	60	1987-88
3.	66	1988-89

Most 3-Point Field-Goals Made: 188, 1996-97

Fewest 3-Point Field-Goals Attempted

1.	177	1989-90
2.	179	1987-88
3.	195	1988-89

Most 3-Point Field-Goals Attempted: 661, 1996-97

Lowest 3-Point Field-Goal Percentage

1.	.251	2000-01 (157-625)
2.	.253	2003-04 (128-506)
3.	.265	2011-12 (131-495)

Highest 3-Point Field-Goal Percentage: .375,
2005-06 (181-483)

Fewest Free Throws Made

1.	227	1978-79
2.	248	1981-82
3.	309	1987-88

Most Free-Throws Made: 544, 1997-98

Fewest Free Throws Attempted

1.	384	1981-82
2.	396	1978-79
3.	474	1987-88

Most Free-Throws Attempted: 793, 1997-98

Lowest Free-Throw Percentage

1.	.573	1978-79 (227-396)
2.	.589	1979-80 (346-578)
3.	.633	1984-85 (343-542)

Highest Free-Throw Percentage: .744, 2002-03
(389-523)

Fewest Rebounds

1.	806	1981-82
2.	925	1987-88
3.	931	1984-85

Most Rebounds: 1,350, 1996-97

Lowest Rebound Average

1.	32.23	2011-12
2.	32.24	1981-82
3.	32.3	2010-11

Highest Rebound Average: 46.3, 1978-79

Fewest Assists

1.	251	1981-82
2.	300	1982-83
3.	316	1992-93

Most Assists: 612, 1978-79

Fewest Blocked Shots

1.	43	1986-87
2.	46	1988-89
3.	48	1984-85

Most Blocked Shots: 176, 2012-13

Fewest Steals

1.	205	2005-06
2.	238	2008-09
3.	247	1981-82

Most Steals: 612, 1978-79

Fewest Fouls

1.	421	1986-87
2.	427	1981-82
3.	433	1992-93

Most Fouls: 739, 2010-11

Fewest Times Fouled Out

1.	0	2000-01
2.	5	1992-93
3.	7	1986-87

Most Times Fouled Out: 22, 1998-99 & 1985-86

Most Turnovers (not kept before 1987-88)

1.	873	2011-12
2.	864	2010-11
3.	791	2009-10

Fewest Turnovers: 432, 2001-02



Scoring Leaders

Career 1,000-Point Scorers

	Player, Years	G	FGM	3FGM	FTM	Avg.	Pts.
1.	Skylar Diggins, 2009-13	150	822	150	563	15.7	2,357
2.	Beth Morgan, 1993-97	125	822	231	447	18.6	2,322
3.	Katryna Gaither, 1993-97	128	899	0	328	16.6	2,126
4.	Ruth Riley, 1997-01	131	777	0	518	15.8	2,072
5.	Kayla McBride, 2010-14	133	743	90	300	14.1	1,876
6.	Jacqueline Batteast, 2001-05	123	723	62	366	15.2	1,874
7.	Alicia Ratay, 1999-03	130	557	262	387	13.6	1,763
8.	Karen Robinson, 1987-91	121	633	17	307	13.1	1,590
9.	Trena Keys, 1982-86	111	690	—	209	14.3	1,589
10.	Natalie Novosel, 2008-12	144	511	83	464	10.9	1,569
11.	Charel Allen, 2004-08	129	602	64	298	12.1	1,566
12.	Natalie Achonwa, 2010-14	145	597	5	347	10.7	1,546
13.	Ashley Barlow, 2006-10	130	497	139	359	11.5	1,492
14.	Sandy Botham, 1984-88	114	594	0	272	12.8	1,460
15.	Sheila McMillen, 1995-99	131	454	249	282	11.0	1,439
16.	Niele Ivey, 1996-01	132	477	190	286	10.8	1,430
17.	Lindsay Schrader, 2005-10	128	594	6	235	11.2	1,429
18.	Shari Matvey, 1979-83	109	616	—	141	12.6	1,373
19.	Devereaux Peters, 2007-12	129	541	0	237	10.2	1,319
20.	Margaret Nowlin, 1988-92	119	540	0	232	11.0	1,312
21.	Megan Duffy, 2002-06	127	363	161	403	10.2	1,290
22.	Mary Beth Schueth, 1981-85	105	487	—	259	11.7	1,233
23.	Letitia Bowen, 1991-95	113	456	2	305	10.8	1,219
24.	Heidi Bunek, 1985-89	83	509	0	184	14.5	1,202
25.	Krissi Davis, 1987-91	118	462	0	270	10.1	1,194
26.	Courtney LaVere, 2002-06	122	471	8	200	9.4	1,150
27.	Becca Bruszewski, 2007-11	136	462	30	194	8.4	1,148
28.	Jewell Loyd, 2012-present	73	431	66	209	15.6	1,137
29.	Danielle Green, 1995-00	116	409	5	283	9.5	1,106
30.	Carrie Bates, 1981-85	96	439	—	182	11.0	1,060
31.	Mollie Peirick, 1994-98	128	364	129	177	8.1	1,034
32.	Kelley Siemon, 1997-01	127	398	0	210	7.9	1,006
33.	Melissa Lechlitner, 2006-10	131	373	71	188	7.7	1,005

Single-Game 30-Point Scorers (sorted by date)

Player	Opponent	Date	Result	Points	Player	Opponent	Date	Result	Points
Shari Matvey	(1) vs. Chicago State	Jan. 11, 1980	W, 68-61	31	Alicia Ratay	at Providence	Feb. 16, 2003	W, 67-61	30
Shari Matvey	Mount St. Joseph	Jan. 26, 1980	W, 78-76	31	Jacqueline Batteast	(10) #10/9 Ohio State	Nov. 20, 2004	W, 66-62	32
Shari Matvey	(2) at Pacific Lutheran	March 12, 1980	W, 57-48	30	Megan Duffy	Marquette	Jan. 10, 2006	W, 67-65 (ot)	32
Trena Keys	at Dayton	Feb. 5, 1985	W, 81-66	30	Charel Allen	St. John's	Jan. 16, 2007	W, 83-65	31
Trena Keys	at Northern Illinois	Dec. 15, 1985	W, 88-65	31	Charel Allen	(11) vs. #14/13 Oklahoma	March 25, 2008	W, 79-75 (ot)	35
Trena Keys	at #18 Rutgers	Jan. 9, 1986	L, 61-69	30	Skylar Diggins	(12) Vermont	March 23, 2010	W, 84-66	31
Trena Keys	at Loyola (Ill.)	Feb. 21, 1986	W, 79-67	30	Skylar Diggins	West Virginia	Feb. 12, 2012	L, 63-65	32
Heidi Bunek	Marquette	Jan. 26, 1988	W, 88-51	32	Natalie Novosel	South Florida	Feb. 25, 2012	W, 80-68	32
Krissi Davis	at Dayton	Feb. 28, 1991	L, 76-79	30	Skylar Diggins	at #9/9 Tennessee	Jan. 28, 2013	W, 77-67	33
Karen Robinson	(3) vs. Northern Illinois	March 23, 1991	L, 82-84	30	Jewell Loyd	Central Michigan	Dec. 22, 2013	W, 106-72	30
Michelle Marciniak	at #NR/24 Georgia	Dec. 8, 1991	L, 86-90 (ot)	33	Jewell Loyd	at #8/6 Maryland	Jan. 27, 2014	W, 87-83	31
Margaret Nowlin	Louisville	Jan. 15, 1992	L, 53-64	30	Kayla McBride	#7/7 Duke	Feb. 23, 2014	W, 81-70	31
Katryna Gaither	Cleveland State	Jan. 9, 1995	W, 90-66	34	Jewell Loyd	(13) #5/6 Baylor	March 31, 2014	W, 88-69	30
Katryna Gaither	at Cleveland State	Feb. 16, 1995	W, 83-79 (ot)	31					
Katryna Gaither	at Northern Illinois	Feb. 23, 1995	W, 58-51	32					
Katryna Gaither	at Indiana	Nov. 24, 1995	W, 82-73	31*					
Beth Morgan	(4) vs. #12/13 Penn State	Dec. 1, 1995	L, 77-86	32					
Beth Morgan	(4) vs. #NR/22 Texas A&M	Dec. 3, 1995	L, 84-88 (ot)	34					
Beth Morgan	Syracuse	Jan. 10, 1996	W, 91-52	32					
Katryna Gaither	at Providence	Jan. 14, 1996	W, 90-80	34					
Katryna Gaither	(5) vs. Ohio	Nov. 29, 1996	W, 95-82	40					
Beth Morgan	(6) at #1/1 Connecticut	March 4, 1997	L, 77-86	30					
Beth Morgan	(7) vs. #8/7 Alabama	March 22, 1997	W, 87-71	36					
Ruth Riley	vs. Providence	Jan. 10, 1999	W, 79-56	36					
Ruth Riley	at Providence	Jan. 30, 1999	W, 97-59	41*					
Alicia Ratay	(8) vs. #9/12 North Carolina	Dec. 4, 1999	W, 99-86	32					
Ruth Riley	(8) vs. Liberty	Dec. 5, 1999	W, 85-68	32					
Ruth Riley	vs. Miami (Fla.)	Feb. 22, 2000	W, 83-68	36					
Ruth Riley	(9) vs. #10/13 Vanderbilt	March 26, 2001	W, 72-64	32					
Alicia Ratay	West Virginia	Feb. 19, 2002	W, 72-63	31					

- (1) Huskie Invitational (DeKalb, Ill.)
(2) AIAW National Tournament (Tacoma, Wash.)
(3) NWIT (Amarillo, Texas)
(4) Kona Women's Basketball Classic (Kona, Hawaii)
(5) Comfort Inn Downtown Classic (Atlanta, Ga.)
(6) BIG EAST Championship Final (Storrs, Conn.)
(7) NCAA East Regional Semifinal (Columbia, S.C.)
(8) Wachovia Women's Invitational Tournament (Richmond, Va.)
(9) NCAA Midwest Regional Final (Denver, Colo.)
(10) Preseason WNIT Championship Game (Notre Dame, Ind.)
(11) NCAA Oklahoma City Region - Second Round (West Lafayette, Ind.)
(12) NCAA Kansas City Region - Second Round (Notre Dame, Ind.)
(13) NCAA Notre Dame Regional Final (Notre Dame, Ind.)

Current players listed in **boldface** (freshmen in *italics*)

* - indicates school record

^ - indicates season opener

Rankings listed are from AP/USA Today polls at tipoff (single rankings are from AP poll only)

INTRODUCTION

2014-15 SEASON PREVIEW

STUDENT-ATHLETES

COACHING STAFF

2014-15 OPPONENTS

2013-14 SEASON IN REVIEW

RECORDS

HISTORY

121

1,000-Point Scorers



**South Bend, Ind.
(2009-13) – 2,357**

1. SKYLAR DIGGINS

Holder or co-holder of 32 school records upon her graduation • only Notre Dame player (male or female) with 2,000 points/500 rebounds/500 assists/300 steals in career • One of only three Notre Dame players to top 1,000 points during sophomore year (Loyd, Morgan) • member of 2011 and 2012 NCAA Final Four All-Tournament Teams and three-time NCAA Regional Most Outstanding Player (2011-13) • recipient of 2012 and 2013 Nancy Lieberman Awards and 2013 Dawn Staley Award • helped lead Notre Dame to 130 wins and three NCAA Final Fours, including 2011 and 2012 NCAA national championship games • four-time All-

American, including consensus first-team pick in 2012 and 2013 • two-time BIG EAST Player of the Year (2012, 2013) • four-time all-BIG EAST selection (2010-13) • two career triple-doubles • five-time USA Basketball gold medalist, most recently with 2012 USA 3x3 World Championship Team • second ND player chosen with WNBA Draft lottery (top-three) pick, going third overall in 2013 to Tulsa Shock • 2013 WNBA All-Rookie Team pick • 2014 All-WNBA First Team selection • 2014 WNBA Most Improved Player • 2014 WNBA All-Star • member of 2014-16 USA Basketball Senior Women's National Team player pool.

Diggins' Career Statistics

Year	GP-GS	FG-FGA	Pct.	3FG-FGA	Pct.	FTM-FTA	Pct.	OR	DR	TR	Avg.	A	TO	B	S	PF	Min-Avg.	Pts	Avg.
2009-10	35-30	169-395	.439	35-100	.350	111-142	.782	48	95	143	4.1	112	97	23	90	80	1028-29.4	484	13.8
2010-11	39-38	202-468	.432	36-108	.333	145-198	.732	42	114	156	4.0	186	155	17	75	72	1226-31.4	585	15.0
2011-12	39-39	239-466	.500	33-93	.355	158-201	.786	45	82	127	3.3	222	103	19	102	64	1201-30.8	657	16.8
2012-13	37-37	218-515	.423	46-127	.362	149-183	.814	29	102	131	3.5	225	135	27	114	66	1184-32.0	631	17.1
Totals	150-144	822-1834	.448	150-428	.350	563-724	.778	164	393	557	3.7	745	490	86	381	282	4639-30.9	2357	15.7



**Bloomington, Ind.
(1993-97) – 2,322**


2. BETH MORGAN

Set or tied 28 school records during her four-year career • captained team during the 1995-96 and 1996-97 campaigns • earned Associated Press and Women's Basketball Coaches Association (WBCA) honorable mention All-America honors as a junior and senior • first team all-BIG EAST selection in her final two campaigns • twice named to the BIG EAST All-Tournament Team • named to the 1997 NCAA East Regional All-Tournament Team • set a career high and NCAA East Regional record with her 36-point performance in '97 against Alabama tying a school record with her six three-pointers in the contest • helped USA team capture the gold medal at the World University Games

in August '97 • teamed with Katryna Gaither to help the USA World Championship Qualifying Team to the silver medal at World Championship Qualifying Tournament in Brazil during the summer of '97 • earned a spot on the U.S. Select Team in summer of '96 • scored in double figures in 115 of 125 games • a second-round draft pick in 1997 by the American Basketball League's Philadelphia Rage, where she played for two seasons • also saw action with the WNBA's Washington Mystics in 2000 • in third season as associate coach at Notre Dame after 11 seasons on staff (the final nine as head coach) at Virginia Commonwealth University.

Morgan's Career Statistics

Year	GP-GS	FG-FGA	Pct.	3FG-FGA	Pct.	FTM-FTA	Pct.	OR	DR	TR	Avg.	A	TO	B	S	PF	Min-Avg.	Pts	Avg.
1993-94	29-25	192-410	.468	46-124	.371	88-112	.786	33	92	125	4.3	64	106	6	31	43	913-31.5	518	17.9
1994-95	27-21	176-392	.449	53-139	.381	77-96	.802	23	87	110	4.1	43	78	6	37	46	808-29.9	482	17.9
1995-96	31-31	219-475	.461	71-178	.399	117-137	.854	27	127	154	5.0	80	97	6	64	59	1010-32.6	626	20.2
1996-97	38-38	235-575	.409	61-187	.326	165-204	.809	39	194	233	6.1	97	132	5	66	56	1227-32.3	696	18.3
Totals	125-115	822-1852	.444	231-628	.368	447-549	.814	122	500	622	5.0	284	413	23	198	204	3958-31.7	2322	18.6



**Mt. Vernon, N.Y.
(1993-97) – 2,126**



3. KATRYNA GAITHER

Set or tied 22 Irish school records at time of graduation • led team in scoring with a school-record 20.4 ppg. during Notre Dame's 1997 NCAA Final Four campaign • also was the team's leading rebounder during 1996-97 as she averaged 9.7 rebounds • 1997 NCAA East Regional Most Outstanding Player • garnered Associated Press and Women's Basketball Coaches Association (WBCA) honorable mention All-America honors as a junior and senior • a two-time first-team all-BIG EAST and conference all-tournament team selection • set Irish single-season scoring record during the 1996-97 campaign with 776 points • registered career-high 40-point performance versus Ohio

University • scored in double figures in school-record 76 straight games from 1995-97 • first-ever recipient of the Philadelphia On-Line National Player-of-the-Week award • recorded 40 double-doubles during her career • along with Beth Morgan, played on the '97 USA World Championship Qualifying Team and led that team to the silver medal • a third-round draft pick in 1997 by the American Basketball League's San Jose Lasers, where she played for two seasons • played in the WNBA from 2000-02 with five different teams • enjoyed successful pro career in Europe before retiring in 2012 • currently serves as systems administrator for New Haven (Conn.) Board of Education.

Gaither's Career Statistics

Year	GP-GS	FG-FGA	Pct.	3FG-FGA	Pct.	FTM-FTA	Pct.	OR	DR	TR	Avg.	A	TO	B	S	PF	Min-Avg.	Pts	Avg.
1993-94	28-0	62-112	.554	0-0	.000	23-47	.489	38	58	96	3.4	1	25	20	15	47	281-10.0	147	5.3
1994-95	31-26	252-406	.621	0-1	.000	86-167	.515	83	156	239	7.7	35	73	46	55	82	838-27.0	590	19.0
1995-96	31-31	261-412	.633	0-0	.000	91-157	.580	87	196	283	9.1	28	77	40	61	82	893-28.8	613	19.8
1996-97	38-38	324-544	.596	0-0	.000	128-180	.711	149	219	368	9.7	35	73	35	76	97	1177-31.0	776	20.4
Totals	128-95	899-1474	.610	0-1	.000	328-551	.595	357	629	986	7.7	99	248	141	207	308	3189-24.9	2126	16.6



Macy Ind.
(1997-01) – 2,072



4. RUTH RILEY

Only Irish player with 2,000 points and 1,000 rebounds in her career • winner of 2001 Naismith Award, the first Notre Dame player to be honored • two-time first-team Associated Press All-America selection (2000, 2001) • two-time first-team CoSIDA Academic All-American (2000, 2001) and 2001 CoSIDA Academic All-America Team Member of the Year • 2012 CoSIDA Academic All-America Hall of Fame inductee • school's all-time career leader in seven categories at time of her graduation • three-time BIG EAST Division Player of the Year (1999-2001) • three-time first-team all-BIG EAST selection and 2001 BIG EAST Player of the Year • holds Notre Dame single-game scoring record (41 points vs. Providence on Jan. 30, 1998) • Most Outstanding Player of 2001 NCAA Final Four, where she hit two free-throws with 5.8 seconds left to lift Irish to national championship • selected by the Miami Sol in the first round

(fifth overall) of 2001 WNBA Draft • 2003 WNBA Finals Most Valuable Player after leading Detroit to its first title (Shock won second crown in 2006) • 2005 WNBA All-Star • one of three women's basketball players named Finals MVP at both NCAA and WNBA levels • traded to San Antonio Silver Stars in 2007, helping team to five consecutive playoff berths, including '08 WNBA Finals • signed as free agent with Chicago Sky in February 2012 and Atlanta Dream in June 2013, helping latter to '13 WNBA Finals • first vice-president of WNBA Players Association from 2005-14 • member of 2004 U.S. Olympic Team that won gold at Athens Games • one of nine players to win NCAA and WNBA championships and earn an Olympic gold medal • retired from WNBA in 2014 • currently pursuing Master of Business Administration (MBA) degree through Notre Dame's top-ranked Mendoza College of Business.

Riley's Career Statistics

Year	GP-GS	FG-FGA	Pct.	3FG-FGA	Pct.	FTM-FTA	Pct.	OR	DR	TR	Avg.	A	TO	B	S	PF	Min-Avg.	Pts	Avg.
1997-98	32-26	141-235	.600	0-0	.000	86-115	.748	91	142	233	7.3	21	64	71	27	109	674-21.1	368	11.5
1998-99	31-31	198-290	.683	0-0	.000	118-171	.690	105	155	260	8.4	40	81	101	25	106	791-25.5	514	16.6
1999-00	32-31	193-314	.615	0-0	.000	132-164	.805	88	145	233	7.3	41	88	85	17	109	790-24.7	518	16.2
2000-01	36-36	245-390	.628	0-0	.000	182-237	.768	92	189	281	7.8	70	83	113	20	87	1024-28.4	672	18.7
Totals	131-124	777-1229	.632	0-0	.000	518-687	.754	376	631	1007	7.7	172	316	370	89	411	3279-25.0	2072	15.8



Erie, Pa.
(2010-14) – 1,876

5. KAYLA McBRIDE

Two-time Associated Press and Women's Basketball Coaches Association (WBCA) All-America selection, including consensus first-team choice in 2014 • 2014 NCAA Final Four All-Tournament Team pick • three-time NCAA regional all-tournament team selection (2012-14) • 2014 Atlantic Coast Conference Player of the Year • two-time first-team all-conference (2013-BIG EAST; 2014-ACC) • 2013 BIG EAST Championship Most Outstanding Player after leading Notre Dame to its first BIG EAST Tournament title in its final season in that conference • scored 669 points as a senior (fifth-most by an Irish player in one season) • her

.882 career free-throw percentage is tops in school history • earned gold medal with USA Basketball U18 National Team at 2010 FIBA Americas U18 Championship in Colorado Springs • member of 2014-16 USA Basketball Senior Women's National Team player pool (added after solid effort at Oct. 2013 mini-camp, when she was first active Notre Dame player to suit up for USA Basketball Senior National Team) • selected by San Antonio Stars with No. 3 overall pick in first round of 2014 WNBA Draft (program's third consecutive lottery/top-four pick after Devereaux Peters and Skylar Diggins) • named to 2014 WNBA All-Rookie Team.

McBride's Career Statistics

Year	GP-GS	FG-FGA	Pct.	3FG-FGA	Pct.	FTM-FTA	Pct.	OR	DR	TR	Avg.	A	TO	B	S	PF	Min-Avg.	Pts	Avg.
2010-11	19-4	68-122	.557	4-17	.235	25-29	.862	20	43	63	3.3	29	33	3	18	22	452-23.8	165	8.7
2011-12	39-36	179-361	.496	19-50	.380	75-86	.872	58	120	178	4.6	67	71	4	60	75	1081-27.7	452	11.6
2012-13	37-36	237-523	.453	26-82	.317	90-100	.900	60	110	170	4.6	88	73	8	57	74	1083-29.3	580	15.9
2013-14	38-38	259-557	.465	41-112	.366	110-125	.880	43	157	200	5.3	146	82	6	48	57	1119-29.4	669	17.6
Totals	133-114	743-1563	.475	90-261	.345	300-340	.882	181	430	611	4.6	330	259	21	183	228	3735-28.1	1876	14.1



South Bend, Ind.
(2001-05) – 1,874

6. JACQUELINE BATTEAST

Ended career in the top five on 16 of Notre Dame's career statistical charts • 2005 Women's Basketball Coaches Association (WBCA) All-America Team selection and three-time WBCA All-America Team finalist (2002, 2004, 2005) • two-time Associated Press All-America pick • *Basketball Times* Fifth-Team All-America choice (2004) • United States Basketball Writers Association (USBWA) National Freshman of the Year (2002) • BIG EAST Player of the Year (2005) • four-time all-BIG EAST selection, including first-team honors in 2004 and 2005 • BIG EAST Rookie of the Year (2002) • NCAA East Regional All-Tournament Team (2004) • Preseason WNIT Most Valuable Player (2004)

• started school-record 97 consecutive games to end her career • scored in double figures 101 times in 123 career games • played in 10 NCAA Championship games, guiding Notre Dame to Sweet 16 in 2003 and 2004 • averaged 22.0 ppg. and 11.7 rpg. with a .483 field-goal percentage and three double-doubles in 2004 NCAA Championship • chosen in second round of 2005 WNBA Draft by Minnesota Lynx • traded to Detroit Shock in 2006 and won WNBA title that season (was teammates with Ruth Riley) • later spent time on coaching staff at her prep alma mater, South Bend's Washington High School.



Batteast's Career Statistics

Year	GP-GS	FG-FGA	Pct.	3FG-FGA	Pct.	FTM-FTA	Pct.	OR	DR	TR	Avg.	A	TO	B	S	PF	Min-Avg.	Pts	Avg.
2001-02	26-22	132-327	.404	27-81	.333	67-100	.670	68	136	204	7.8	53	75	36	35	61	718-27.6	358	13.8
2002-03	32-32	179-461	.388	9-46	.196	78-116	.672	95	172	267	8.3	81	99	50	63	78	1022-31.9	445	13.9
2003-04	32-32	204-451	.452	10-29	.345	94-150	.627	91	185	276	8.6	73	90	38	48	76	1052-32.9	512	16.0
2004-05	33-33	208-505	.412	16-47	.340	127-162	.784	67	151	218	6.6	87	73	43	39	68	1109-33.6	559	16.9
Totals	123-119	723-1744	.415	62-203	.305	366-528	.693	321	644	965	7.8	294	337	167	185	283	3901-31.7	1874	15.2





1,000-Point Scorers



Lake Zurich, Ill.
(1999-03) – 1,763



7. ALICIA RATAY

One of the top perimeter shooters in NCAA history • holds NCAA record for career three-point percentage (.476) and ranks ninth in NCAA annals for career free-throw percentage (.872) • her .547 three-point percentage in 2000-01 remains an NCAA record for sophomores • at time of her graduation, she was the holder of six Notre Dame career records • started all but one game in her 130-game career, including 71 consecutive starts over her last two-plus seasons • tied with Ruth Riley and Kelley Siemon for the most NCAA Championship games played (14) in school history at time of her graduation • two-time Associated Press honor-

able mention All-America selection (2000, 2002) • two-time all-BIG EAST choice, including first-team honors in 2002 • two-time CoSIDA Academic All-District V Second Team pick (2002, 2003) • 2003 BIG EAST Women's Basketball Scholar-Athlete of the Year • earned 2001 NCAA Midwest Regional All-Tournament Team laurels • named 2000 BIG EAST Rookie of the Year • six-time BIG EAST Rookie of the Week pick in 2000 • inducted into Illinois Basketball Coaches Association Hall of Fame in 2006 and Illinois High School Basketball Hall of Fame in 2012.

Ratay's Career Statistics

Year	GP-GS	FG-FGA	Pct.	3FG-FGA	Pct.	FTM-FTA	Pct.	OR	DR	TR	Avg.	A	TO	B	S	PF	Min-Avg.	Pts	Avg.
1999-00	32-32	145-294	.493	73-152	.480	84-101	.832	30	129	159	5.0	75	75	7	49	46	989-31.1	447	14.0
2000-01	36-35	160-318	.503	81-148	.547	65-73	.890	29	156	185	5.1	79	68	14	48	47	1147-31.9	466	12.9
2001-02	30-30	146-328	.445	58-142	.408	112-127	.882	46	119	165	5.5	44	54	6	34	34	1015-33.8	462	15.4
2002-03	32-32	106-266	.398	50-108	.463	126-143	.881	30	126	156	4.9	41	46	9	30	26	1070-33.4	388	12.1
Totals	130-129	557-1206	.462	262-550	.476	387-444	.872	135	530	665	5.1	239	243	36	161	153	4231-32.6	1763	13.6



Turnersville, N.J.
(1987-91) – 1,590



8. KAREN ROBINSON

Led team in scoring during her final three campaigns with the Irish • Notre Dame's first-ever Women's Basketball Coaches Association (WBCA) all-district selection • twice selected as the Midwestern Collegiate Conference Player of the Year (1990 and 1991) • three-time first team all-MCC and was an MCC All-Tournament Team selection as a sophomore, junior and senior • named to the all-tournament team at the 1991 National Women's Invitation

Tournament (NWIT) • member of the first Notre Dame women's basketball team (1990-91) to earn a Top 25 ranking in the Associated Press poll • became (at the time) Notre Dame's all-time leading scorer when she scored 30 points in her final collegiate outing • participated in the 1987 U.S. Olympic Sports Festival • played professional basketball in Switzerland • now living in her home state of New Jersey.

Robinson's Career Statistics

Year	GP-GS	FG-FGA	Pct.	3FG-FGA	Pct.	FTM-FTA	Pct.	OR	DR	TR	Avg.	A	TO	B	S	PF	Min-Avg.	Pts	Avg.
1987-88	28-27	79-160	.494	0-2	.000	57-73	.781	7	32	39	1.4	99	96	1	36	44	675-24.1	215	7.7
1988-89	32-31	158-313	.505	2-10	.200	82-102	.804	20	56	76	2.4	184	184	3	63	60	1017-31.8	400	12.5
1989-90	29-27	168-356	.472	0-2	.000	101-128	.789	17	50	67	2.3	137	111	2	62	51	847-29.2	437	15.1
1990-91	32-31	228-475	.480	15-40	.375	67-82	.817	15	65	80	2.5	159	120	1	67	65	1016-31.8	538	16.8
Totals	121-116	633-1304	.485	17-54	.315	307-385	.797	59	203	262	2.2	579	511	7	228	220	3555-29.4	1590	13.1



Marion, Ind.
(1982-86) – 1,589

9. TRENA KEYS

Two-time North Star Conference Player of the Year (1985 and 1986) • first Notre Dame player to earn league player-of-the-year honors • fourth Fighting Irish player to score more than 1,000 points during her career, reaching that plateau in her junior season • became a full-time starter in the lineup midway through her sophomore season and started

78 consecutive games • team leader in blocks each of the four seasons she was with the Irish • led team in scoring as a junior and senior • inducted into Indiana Basketball Hall of Fame in 2009 • now makes her home in Atlanta, where she is senior vice president for sales/research and development at Southeastern Mills, a food industry supply company.

Keys' Career Statistics

Year	GP-GS	FG-FGA	Pct.	3FG-FGA	Pct.	FTM-FTA	Pct.	OR	DR	TR	Avg.	A	TO	B	S	PF	Min-Avg.	Pts	Avg.
1982-83	25-2	117-243	.481	—	—	28-36	.778	—	—	89	3.6	24	—	25	25	48	509-20.4	262	10.5
1983-84	28-20	111-269	.413	—	—	35-51	.686	—	—	88	3.1	41	—	26	29	57	586-20.9	257	9.2
1984-85	28-28	212-410	.517	—	—	59-84	.702	—	—	157	5.6	67	—	43	37	63	861-30.8	483	17.3
1985-86	30-30	250-483	.518	—	—	87-122	.713	—	—	178	5.9	76	—	30	46	67	933-31.1	587	19.6
Totals	111-80	690-1405	.491	—	—	209-293	.713	—	—	512	4.6	208	—	124	137	235	2889-26.0	1589	14.3





Lexington, Ky.
(2008-12) – 1,569

10. NATALIE NOVOSEL

Had remarkable career turnaround with exceptional final two seasons, helping lead Notre Dame to consecutive appearances in NCAA national championship game (2011 and 2012) • two-time Women's Basketball Coaches Association (WBCA) All-America Team finalist and first-team all-BIG EAST selection (2011, 2012) • 2012 Associated Press honorable mention All-America choice • 2011 BIG EAST Most Improved Player • two-time NCAA Championship all-regional team selection (2011 - Dayton; 2012 - Raleigh) • started final 78 games of her career • carved niche in Notre Dame lore for ability to get to foul

line (among all-time leaders in free-throws, including NCAA Championship record 18 of 20 in 2012 second-round win over California) • factoring into tying/winning baskets in five different games during final two seasons, including game-tying offensive rebound/putback with 4.6 seconds left in regulation of 2012 NCAA Final Four national semifinal game vs. Connecticut (Irish went on to win in overtime) • drafted in first round (eighth overall) of 2012 WNBA Draft by Washington Mystics • currently playing professionally in Australia.

Novosel's Career Statistics

Year	GP-GS	FG-FGA	Pct.	3FG-FGA	Pct.	FTM-FTA	Pct.	OR	DR	TR	Avg.	A	TO	B	S	PF	Min-Avg.	Pts	Avg.
2008-09	31-0	74-150	.493	1-10	.100	65-90	.722	44	45	89	2.9	47	60	3	45	57	638-20.6	214	6.9
2009-10	35-4	59-138	.428	7-20	.350	51-67	.761	26	51	77	2.2	61	60	7	47	48	527-15.1	176	5.0
2010-11	39-39	187-414	.452	31-75	.413	183-232	.789	47	110	157	4.0	75	102	11	75	64	1102-28.3	588	15.1
2011-12	39-39	191-455	.420	44-107	.411	165-199	.829	51	108	159	4.1	77	92	14	48	60	1051-26.9	591	15.2
Totals	144-82	511-1157	.442	83-212	.392	464-588	.789	168	314	482	3.3	260	314	35	215	229	3318-23.0	1569	10.9



Monessen, Pa.
(2004-08) – 1,566

11. CHAREL ALLEN

Two-time Women's Basketball Coaches Association (WBCA) honorable mention All-America selection (2007, 2008) • two-time first-team all-BIG EAST pick (2007, 2008) • first player in school history to amass 1,000 points/500 rebounds/200 assists/200 steals in her career • ranked among the top 10 in eight career statistical categories at time of her graduation • started final 66 games of her career, logging back-to-back 500-point seasons • became first Notre Dame player since 1997 (Katryna Gaither) to score at least 25 points in three consecutive games (2006-07 season) • posted (at the time) the ninth-highest single-

season point total in school history (545 points in 2006-07) • made BIG EAST All-Freshman Team in 2005 • named to 2008 Preseason WNIT All-Tournament Team • helped Irish advance to NCAA Sweet 16 as a senior in 2007-08, scoring career-high 35 points in second-round overtime win over Oklahoma; 35 points were sixth-most in school history and second-most in program's postseason record book • selected in third round of 2008 WNBA Draft by Sacramento Monarchs, helping team advance to '08 WNBA playoffs • currently playing professionally in Bulgaria.

Allen's Career Statistics

Year	GP-GS	FG-FGA	Pct.	3FG-FGA	Pct.	FTM-FTA	Pct.	OR	DR	TR	Avg.	A	TO	B	S	PF	Min-Avg.	Pts	Avg.
2004-05	33-0	87-199	.437	7-16	.438	72-85	.847	48	89	137	4.2	47	60	11	39	63	794-24.1	253	7.7
2005-06	30-1	104-285	.365	15-57	.263	32-53	.604	39	91	130	4.3	39	41	16	41	45	737-24.6	255	8.5
2006-07	32-32	213-491	.434	26-85	.306	93-111	.838	63	134	197	6.2	69	77	18	63	67	1082-33.8	545	17.0
2007-08	34-34	198-447	.443	16-42	.381	101-124	.815	63	129	192	5.6	84	68	26	63	53	1026-30.2	513	15.1
Totals	129-67	602-1422	.423	64-200	.320	298-373	.799	213	443	656	5.1	239	246	71	206	228	3639-28.2	1566	12.1



Guelph, Ontario
(2010-14) – 1,546

12. NATALIE ACHONWA

Two-time Associated Press and Women's Basketball Coaches Association (WBCA) All-America selection (2013, 2014) • three-time NCAA regional all-tournament team pick (2012-14) • two-time all-conference choice • set school record with 19 double-doubles as a junior in 2012-13 (had one double-double in career prior to that season) • posted career highs in 2013-14 for scoring (14.9 ppg.), assists (2.8 apg.) and field-goal percentage (.611) despite missing five games with injuries • along with Kayla McBride and Ariel Braker, helped Fighting Irish to more wins (138) than any other senior class in school history • member of four consecutive NCAA Final Four teams, including Notre Dame squads that reached 2011, 2012 and 2014 NCAA national

championship games • ranks among program career leaders in field-goal percentage, rebounds, blocked shots and double-doubles (28) • first international player to suit up for Notre Dame in program history • member of Canadian Senior National Team since age 16 (played for country at 2012 London Olympics) • earned three medals (two silver, one bronze) in international competition • selected by Indiana Fever with No. 9 overall pick in first round of 2014 WNBA Draft • now living in South Bend and serving as Notre Dame's women's basketball operations specialist while rehabilitating knee injury suffered in 2014 NCAA Elite Eight game vs. Baylor.



Achonwa's Career Statistics

Year	GP-GS	FG-FGA	Pct.	3FG-FGA	Pct.	FTM-FTA	Pct.	OR	DR	TR	Avg.	A	TO	B	S	PF	Min-Avg.	Pts	Avg.
2010-11	39-0	112-198	.566	2-4	.500	44-77	.571	86	122	208	5.3	44	64	17	32	73	713-18.3	270	6.9
2011-12	36-1	108-194	.557	3-10	.300	54-75	.720	63	94	157	4.4	49	53	27	24	71	618-17.2	273	7.6
2012-13	37-37	184-354	.520	0-0	.000	144-180	.800	119	231	350	9.5	85	82	34	41	70	1001-27.1	512	13.8
2013-14	33-33	193-316	.611	0-0	.000	105-148	.709	70	185	255	7.7	91	90	39	34	74	838-25.4	491	14.9
Totals	145-71	597-1062	.562	5-14	.357	347-480	.723	338	632	970	6.7	269	289	117	131	288	3170-21.9	1546	10.7





1,000-Point Scorers



Indianapolis, Ind.
(2006-10) – 1,492



13. ASHLEY BARLOW

Three-time all-BIG EAST selection (2008-10) • earned Women's Basketball Coaches Association (WBCA) all-region honors in 2010 • two-year team captain (2008-09 and 2009-10) • first Notre Dame basketball player (male or female) ever to amass 1,000 points/500 rebounds/250 assists/250 steals in her career under the Golden Dome • one of only four Notre Dame women's players to register at least 60 steals in four consecutive seasons (along with Coquese Washington, Niele Ivey and Skylar Diggins) • graduated with a place in the top 10 on no fewer than 12

of Notre Dame's career statistical charts • competed in the State Farm College Three-Point Championship in her hometown of Indianapolis in April 2010, finishing second to post the best-ever finish by a Notre Dame women's player (and tie the best showing by an Irish player of either gender following a runner-up finish by future NBA player Chris Quinn in 2006, also in Indianapolis) • played professionally in Israel • currently an assistant women's basketball coach at University of Evansville.

Barlow's Career Statistics

Year	GP-GS	FG-FGA	Pct.	3FG-FGA	Pct.	FTM-FTA	Pct.	OR	DR	TR	Avg.	A	TO	B	S	PF	Min-Avg.	Pts	Avg.
2006-07	32-3	110-254	.433	19-58	.328	90-109	.826	79	94	173	5.4	61	70	3	63	80	810-25.3	329	10.3
2007-08	34-32	136-290	.469	27-89	.303	111-138	.804	64	95	159	4.7	64	60	2	68	86	898-26.4	410	12.1
2008-09	29-28	127-317	.401	40-110	.364	74-95	.779	50	90	140	4.8	80	75	3	70	51	955-32.9	368	12.7
2009-10	35-35	124-292	.425	53-146	.363	84-102	.824	71	103	174	5.0	85	62	6	80	58	1001-28.6	385	11.0
Totals	130-98	497-1153	.431	139-403	.345	359-444	.809	264	382	646	5.0	290	267	14	281	275	3664-28.2	1492	11.5



Madison, Wis.
(1984-88) – 1,460

14. SANDY BOTHAM

Earned North Star all-conference honors four consecutive seasons (1985-88) • named to the All-NSC First Team as a sophomore, junior and senior and was a second-team honoree as a freshman • was member of current head coach Muffet McGraw's first team at Notre Dame in 1987-88 • as a sophomore during the 1985-86 campaign, finished sixth in the nation in field-goal percentage as she hit on 63.9 percent of her field-goal attempts, a mark that still stands second in the Irish record books • started 101 of the 114 games she played in • was a graduate assistant on McGraw's staff at Notre Dame for two seasons following

her graduation • later served an assistant coach at her alma mater for four years • enjoyed successful 16-year tenure (1997-98 to 2012-13) as head coach at the University of Wisconsin-Milwaukee, retiring as Horizon League's all-time winningest coach (245) and leading the Panthers to the first two NCAA Championship berths in school history (2001 and 2006) • currently works in UWM Alumni Relations Office • member of Wisconsin Basketball Coaches Association and Madison Athletics Halls of Fame (inducted into both for her playing exploits, the latter also honoring her coaching achievements).

Botham's Career Statistics

Year	GP-GS	FG-FGA	Pct.	3FG-FGA	Pct.	FTM-FTA	Pct.	OR	DR	TR	Avg.	A	TO	B	S	PF	Min-Avg.	Pts	Avg.
1984-85	28-21	108-204	.529	—	—	46-66	.697	—	—	142	5.1	11	—	3	21	82	560-20.0	262	9.4
1985-86	31-27	172-269	.639	—	—	79-105	.752	—	—	223	7.2	25	—	15	18	99	744-24.0	423	13.7
1986-87	27-25	139-246	.561	—	—	51-72	.708	59	132	191	7.1	25	—	13	16	94	722-26.7	327	12.1
1987-88	28-28	176-291	.605	0-0	.000	96-126	.762	85	133	218	7.8	27	107	9	20	91	749-26.8	448	16.0
Totals	114-101	594-1010	.588	0-0	.000	272-369	.737	—	—	774	6.8	88	—	40	75	366	2775-24.3	1460	12.8



Rochester, Ind.
(1995-99) – 1,439

15. SHEILA McMILLEN



Holder of six school records at the conclusion of her career • her 98 three-point field-goals and 247 attempts in 1998-99 set Notre Dame single-season marks that still stand • first Notre Dame women's basketball player to appear in four consecutive NCAA Championships • earned second-team all-BIG EAST honors as a senior and was named to the 1999 BIG EAST Championship All-Tournament Team after guiding

the Irish to their third title game berth in four years • one of four Irish women's basketball players to receive Notre Dame's Francis Patrick O'Connor Award (the others are former Irish guards Coquese Washington, Megan Duffy and Kayla McBride) • named to the 1999 Successful Farming All-America Team • now makes her home in Indianapolis.

McMillen's Career Statistics

Year	GP-GS	FG-FGA	Pct.	3FG-FGA	Pct.	FTM-FTA	Pct.	OR	DR	TR	Avg.	A	TO	B	S	PF	Min-Avg.	Pts	Avg.
1995-96	31-3	81-174	.466	41-89	.461	33-47	.702	25	60	85	2.7	33	74	2	29	53	769-24.8	236	7.6
1996-97	38-5	99-253	.391	42-142	.296	64-80	.800	23	78	101	2.7	47	64	2	33	67	950-25.0	304	8.0
1997-98	31-30	129-330	.391	68-172	.395	97-121	.802	24	61	85	2.7	45	65	4	33	53	903-29.1	423	13.7
1998-99	31-31	145-352	.412	98-247	.397	88-101	.871	27	107	134	4.3	68	76	13	34	64	1048-33.8	476	15.4
Totals	131-69	454-1109	.409	249-650	.383	282-349	.808	99	306	405	3.1	193	279	21	129	237	3670-28.0	1439	11.0





St. Louis, Mo.
(1996-01) – 1,430

16. NIELE IVEY

Appeared on 16 of school's career top 10 lists at time of her graduation • earned third-team Associated Press All-America honors in 2001, the first Irish point guard to be so recognized • recipient of the 2001 Frances Pomeroy Naismith Award, given to the nation's most outstanding female senior player standing 5-foot-8 or under • finalist for the 2001 Nancy Lieberman Award, given to the nation's top point guard • member of 2001 NCAA Final Four All-Tournament Team • three-time all-BIG EAST selection, including first-team laurels in 2001 • first-team defensive All-America choice by *Women's Basketball Journal* • one

of only three players in school history to record 200 assists in a season (school-record 247 in 2000-01) • earned fifth year of eligibility after suffering torn anterior cruciate ligament (ACL) in her right knee five games into her freshman season • selected by the WNBA's Indiana Fever in the second round of the 2001 draft, playing four years for the Fever • spent 2005 season with Detroit Shock and Phoenix Mercury • in her eighth season as assistant coach/recruiting coordinator at Notre Dame after two seasons on women's basketball staff at Xavier University • has been member of all six of Notre Dame's Final Four teams (two as player, four as coach).

Ivey's Career Statistics

Year	GP-GS	FG-FGA	Pct.	3FG-FGA	Pct.	FTM-FTA	Pct.	OR	DR	TR	Avg.	A	TO	B	S	PF	Min-Avg.	Pts	Avg.
1996-97	5-0	6-16	.375	0-1	.000	3-4	.750	3	9	12	2.4	15	13	1	8	7	86-17.2	15	3.0
1997-98	31-19	83-185	.449	25-57	.373	63-80	.788	44	62	106	3.4	90	97	6	77	55	809-26.1	254	8.2
1998-99	28-28	121-241	.502	47-105	.448	80-92	.870	40	66	106	3.8	181	85	1	74	56	880-31.4	369	13.2
1999-00	32-31	118-272	.434	61-167	.365	61-81	.753	35	76	111	3.5	194	101	3	95	53	1028-32.1	358	11.2
2000-01	36-36	149-322	.463	57-129	.442	79-111	.712	33	114	147	4.1	247	109	8	94	74	1151-32.0	434	12.1
Totals	132-114	477-1036	.460	190-469	.405	286-368	.777	155	327	482	3.7	727	405	19	348	245	3954-30.0	1430	10.8



Bartlett, Ill.
(2005-10) – 1,429



17. LINDSAY SCHRADER

Three-time all-BIG EAST selection, including first-team honors in 2009 and 2010 • named Associated Press and Women's Basketball Coaches Association (WBCA) honorable mention All-American in 2010 • one of five players in program history with 1,400 points and 800 rebounds (along with Katryna Gaither, Ruth Riley, Jacqueline Batteast and Natalie Achonwa) • two-year team captain (2008-09 and 2009-10) • returned for fifth year of eligibility in 2009-10 after missing entire 2006-07 season with knee injury suffered on fourth day of practice • holds school records for

double-doubles by a guard in career (17) and single season (7 in 2008-09) • finished her career ranked among the top 10 on nine of Notre Dame's career statistical lists • became second Notre Dame player (after Shari Matvey) to register a double-double in her college debut, notching 10 points and 14 rebounds in November 2005 win over Michigan • spent two seasons as assistant women's basketball coach at Longwood University (2011-12) and Loyola (Ill.) University (2012-13) • currently working in private sector near hometown of Bartlett, Ill.

Schrader's Career Statistics

Year	GP-GS	FG-FGA	Pct.	3FG-FGA	Pct.	FTM-FTA	Pct.	OR	DR	TR	Avg.	A	TO	B	S	PF	Min-Avg.	Pts	Avg.
2005-06	30-27	127-287	.443	4-7	.571	58-111	.523	36	126	162	5.4	52	57	11	33	55	858-28.6	316	10.5
2007-08	34-33	149-322	.460	1-2	.500	52-80	.650	71	139	210	6.2	73	63	4	54	44	955-28.1	349	10.3
2008-09	31-31	165-356	.463	1-3	.333	61-91	.670	63	165	228	7.4	67	72	14	43	45	958-30.9	392	12.6
2009-10	33-33	154-285	.540	0-1	.000	64-111	.577	73	155	228	6.9	53	59	6	23	39	849-25.7	372	11.3
Totals	128-124	594-1250	.475	6-13	.462	235-393	.598	243	585	828	6.5	245	251	35	153	183	3620-28.3	1429	11.2



Youngstown, Ohio
(1979-83) – 1,373

18. SHARI MATVEY

First Notre Dame player to score more than 1,000 points during her career • averaged double figures in both her freshman and sophomore campaigns • enjoyed a career-best 17.6 scoring average as she set an Irish single-season freshman mark for points in a season (529)—a record which still stands • averaged 14.8 points in her sophomore season • led team in rebounding as a freshman and sophomore •


only player to average double figures in rebounding (10.2) in a single season • formerly held Notre Dame single-season blocks record (94) as she averaged 3.1 blocks per game in her rookie season • earned second-team CoSIDA Academic All-America honors in 1981 • currently a doctor living in Cincinnati • daughter, Sam Fry, is a freshman at Notre Dame and a member of the Fighting Irish volleyball team.

Matvey's Career Statistics

Year	GP-GS	FG-FGA	Pct.	3FG-FGA	Pct.	FTM-FTA	Pct.	OR	DR	TR	Avg.	A	TO	B	S	PF	Min-Avg.	Pts	Avg.
1979-80	30-20	237-407	.582	—	—	55-93	.591	—	—	305	10.2	34	—	94	42	85	837-27.9	529	17.6
1980-81	28-24	184-379	.485	—	—	46-68	.676	—	—	213	7.6	13	—	23	13	50	690-24.6	414	14.8
1981-82	25-20	109-203	.537	—	—	14-24	.583	—	—	119	4.8	14	—	9	21	45	475-19.0	232	9.3
1982-83	26-23	86-167	.515	—	—	26-35	.743	—	—	105	4.0	11	—	7	18	57	422-16.2	198	7.6
Totals	109-87	616-1156	.533	—	—	141-220	.641	—	—	742	6.8	72	—	133	94	237	2424-22.2	1373	12.6



1,000-Point Scorers



Chicago, Ill.
(2007-12) – 1,319


19. DEVEREAUX PETERS

Battled back from two knee injuries to become one of most versatile and dominant posts in school history • only Notre Dame player ever to amass 1,000 points/500 rebounds/200 blocks/200 steals in her career • two-time Women's Basketball Coaches Association (WBCA) All-America Team finalist (honorable mention) and first-team all-BIG EAST selection (both 2011 and 2012) • two-time BIG EAST Defensive Player of the Year • tied 35-year-old school record in 2011-12 with seven 15-rebound games • matched school record with four 15 point/15 rebound games in 2011-12 • missed final month of 2007-08 season with torn ACL,

then suffered same injury in third game of 2008-09 season (earning medical redshirt status for the latter campaign) • in four official seasons, led Notre Dame to four NCAA Sweet 16s, including NCAA national championship games in 2011 and 2012 • Irish won 142 games during her five seasons, second-most in program history for five-year span • started final 78 games of her career • among ND career leaders for blocks and double-doubles (23) • first Irish player chosen with WNBA Draft (lottery (top-three) pick, going third overall in 2012 to Minnesota Lynx (helping franchise to 2013 WNBA title).

Peters' Career Statistics

Year	GP-GS	FG-FGA	Pct.	3FG-FGA	Pct.	FTM-FTA	Pct.	OR	DR	TR	Avg.	A	TO	B	S	PF	Min-Avg.	Pts	Avg.
2007-08	23-2	82-157	.522	0-0	.000	42-56	.750	57	72	129	5.6	23	40	45	39	78	480-20.3	206	9.0
2008-09	3-1	11-16	.688	0-0	.000	0-3	.000	3	10	13	4.3	5	4	6	5	6	61-20.3	22	7.3
2009-10	25-0	67-139	.482	0-1	.000	33-60	.550	48	91	139	5.6	27	30	30	34	69	455-18.2	167	6.7
2010-11	39-39	195-329	.593	0-0	.000	75-103	.728	128	165	293	7.5	63	71	68	66	96	953-24.4	465	11.9
2011-12	39-39	186-342	.544	0-0	.000	87-130	.669	144	219	363	9.3	83	88	78	78	102	945-24.2	459	11.8
Totals	129-81	541-983	.550	0-1	.000	237-352	.673	380	557	937	7.3	201	233	227	222	351	2882-22.3	1319	10.2



St. Paul, Minn.
(1988-92) – 1,312


20. MARGARET NOWLIN

Catalyst behind Notre Dame's first NCAA Championship appearance in 1992 • selected as Most Valuable Player of the 1992 Midwestern Collegiate Conference Tournament as she scored 16 points and grabbed 12 rebounds in Notre Dame's upset victory over Xavier in the championship game • led team in scoring (16.5) and rebounding (8.7) in her final campaign with the Irish • also led team in rebounding (7.5) during her junior season (1990-91) • three-year starter who

averaged in double figures in each of her last three seasons • first-team all-MCC selection in 1992 • twice named to the MCC All-Tournament Team (1990 and 1992) • played professionally in France after graduation • was an assistant coach on Muffet McGraw's staff at Notre Dame during the 1995-96 campaign • currently lives in Iowa City, Iowa, with her husband, Fran McCaffery, who is the head men's basketball coach at the University of Iowa.

Nowlin's Career Statistics

Year	GP-GS	FG-FGA	Pct.	3FG-FGA	Pct.	FTM-FTA	Pct.	OR	DR	TR	Avg.	A	TO	B	S	PF	Min-Avg.	Pts	Avg.
1988-89	27-9	48-98	.490	0-0	.000	14-27	.519	38	61	99	3.7	23	47	9	10	63	441-16.3	110	4.1
1989-90	29-28	137-271	.506	0-0	.000	64-85	.753	68	149	217	7.5	22	50	21	23	102	757-26.5	338	11.7
1990-91	32-32	143-278	.514	0-0	.000	65-92	.707	59	181	240	7.5	46	87	33	35	106	872-27.3	351	11.0
1991-92	31-31	212-381	.556	0-0	.000	89-123	.784	81	189	270	8.7	50	87	19	25	86	961-31.0	513	16.6
Totals	119-100	540-1028	.525	0-0	.000	232-327	.709	246	580	826	6.9	141	271	82	93	357	3041-25.6	1312	11.0



Dayton, Ohio
(2002-06) – 1,290

21. MEGAN DUFFY

Ranked among the top 10 on 12 career statistical charts at Notre Dame upon her graduation • two-time Associated Press and Women's Basketball Coaches Association (WBCA) honorable mention All-American (2005, 2006) • winner of 2006 Frances Pomeroy Naismith Award • finalist for 2006 Nancy Lieberman Award • CoSIDA Academic All-America First Team honoree (2006) • three-time all-BIG EAST pick, including twice on first team (unanimous in 2006) • 2006 BIG EAST Women's Basketball Scholar-Athlete of the Year • one of four players in school history to amass 1,000 points/500 assists/200 steals in her career (others are Karen Robinson, Niele Ivey and Skylar Diggins)

• among top 20 in NCAA history with .859 career free-throw percentage, and among top 10 in nation in foul shooting her final two seasons • posted (then) school-record .895 free-throw percentage in 2004-05 • earned gold medal with 2005 U.S. World University Games Team • selected in third round of 2006 WNBA Draft by Minnesota Lynx (spent two seasons) • signed as free agent with WNBA's New York Liberty in 2008, helping team to Eastern Conference finals • in sixth season as assistant women's basketball coach at college level, and first at University of Michigan, following prior stops at St. John's University (three seasons) and George Washington University (two seasons).

Duffy's Career Statistics

Year	GP-GS	FG-FGA	Pct.	3FG-FGA	Pct.	FTM-FTA	Pct.	OR	DR	TR	Avg.	A	TO	B	S	PF	Min-Avg.	Pts	Avg.
2002-03	32-5	22-91	.242	7-35	.200	45-59	.763	9	51	60	1.9	73	78	1	26	59	748-23.4	96	3.0
2003-04	32-31	93-231	.403	46-114	.404	86-105	.819	11	82	93	2.9	125	92	1	45	56	1086-33.3	318	9.9
2004-05	33-33	110-252	.437	50-125	.400	137-153	.895	7	94	101	3.1	178	103	2	90	50	1222-37.0	407	12.3
2005-06	30-30	138-346	.399	58-167	.347	135-152	.888	15	101	116	3.9	124	72	2	59	52	1152-38.4	469	15.6
Totals	127-99	363-920	.395	161-441	.365	403-469	.859	42	328	370	2.9	500	345	6	220	217	4188-33.0	1290	10.2



**Indianapolis, Ind
(1981-85) – 1,233**

22. MARY BETH SCHUETH

Consistent producer who is one of just seven players in the program's history to average in double figures in scoring in all four seasons (along with Jacqueline Batteast, Ashley Barlow, Beth Morgan, Alicia Ratay, Ruth Riley and Lindsay Schrader) • averaged career bests of 13.0 points and 9.1 rebounds in her freshman season • started all but 10 games during her career (made 95 starts in the 105 games she played) • two-time all-North Star Conference selection, earning second-team honors as a junior and first-team laurels as a senior • third player in the program's history to earn CoSIDA Academic All-America honors, garnering

second-team recognition in 1983 • currently a doctor in Indianapolis • inducted into Indiana Basketball Hall of Fame as part of 2006 Silver Anniversary Team before earning individual enshrinement in 2008 (one of four women with ties to the Notre Dame women's basketball program that now are in the Hall, along with Krissi Davis, Trena Keys and current Irish head coach Muffet McGraw).

Schueth's Career Statistics

Year	GP-GS	FG-FGA	Pct.	3FG-FGA	Pct.	FTM-FTA	Pct.	OR	DR	TR	Avg.	A	TO	B	S	PF	Min-Avg.	Pts	Avg.
1981-82	25-24	137-265	.517	—	—	52-105	.495	—	—	227	9.1	37	—	20	52	64	785-31.4	326	13.0
1982-83	27-27	128-257	.479	—	—	61-101	.604	—	—	241	8.9	39	—	20	42	71	824-30.5	317	11.7
1983-84	27-25	114-222	.514	—	—	69-108	.639	—	—	186	6.9	17	—	18	26	55	652-24.2	297	11.0
1984-85	26-19	108-214	.505	—	—	77-107	.720	—	—	199	7.7	14	—	10	39	62	663-25.5	293	11.3
Totals	105-95	487-968	.503	—	—	259-421	.615	—	—	853	8.1	107	—	68	159	252	2924-27.9	1233	11.7



**Buchanan, Mich.
(1991-95) – 1,219**

23. LETITIA BOWEN

Ranks second on Notre Dame's all-time list for rebounds (999) and holds record rebounding average (8.8) • one of six players in school history to score more than 1,000 points and grab more than 900 rebounds during her four-year career (others are Jacqueline Batteast, Katryna Gaither, Ruth Riley, Devereaux Peters and Natalie Achronwa) • only senior on 1994-95 squad that finished third at the National Women's Invitation Tournament (NWIT) • averaged double figures in scoring each of her last three seasons at Notre Dame • was team's leading rebounder during her sophomore, junior and senior campaigns with a career-high rebounding

average of 9.8 rpg. (second-best in school history) during the 1992-93 campaign • member of Notre Dame's first-ever NCAA Championship team (1982) • served as Irish captain in her senior season (1994-95) • first-team all-Midwestern Collegiate Conference selection as a junior and second-team honoree as a sophomore • played professionally in Italy • spent six seasons on Muffet McGraw's staff at Notre Dame (four as assistant coach, two as director of basketball operations) • currently lives in Columbus, Ohio, with her husband (and former Irish assistant coach), Kevin McGuff, who is the head women's basketball coach at Ohio State.

Bowen's Career Statistics

Year	GP-GS	FG-FGA	Pct.	3FG-FGA	Pct.	FTM-FTA	Pct.	OR	DR	TR	Avg.	A	TO	B	S	PF	Min-Avg.	Pts	Avg.
1991-92	28-20	89-172	.517	0-1	.000	45-58	.776	66	152	218	7.8	29	69	13	26	91	640-22.9	223	8.0
1992-93	25-23	125-253	.494	0-2	.000	87-106	.821	78	188	246	9.8	29	87	15	39	83	676-27.0	337	13.5
1993-94	28-28	121-256	.410	0-1	.000	65-98	.663	103	173	276	9.5	69	104	22	69	103	769-26.5	307	10.6
1994-95	31-31	121-281	.431	2-6	.333	108-134	.806	110	149	259	8.4	91	92	26	65	101	895-28.9	352	11.4
Totals	113-102	456-1001	.456	2-10	.200	305-396	.770	357	642	999	8.8	218	352	76	199	378	2981-26.4	1219	10.8



**Milwaukee, Wis.
(1985-89) – 1,202**

24. HEIDI BUNEK

All-America candidate heading into her senior season (1988-89) before suffering a career-ending knee injury in the sixth game of the year • led the team in scoring and rebounding during the 1986-87 and 1987-88 campaigns • two-time second-team all-North Star Conference selection (1987 and 1988) • averaged career bests of 17.9 points and 8.8 rebounds per game while shooting .609 from the floor (18th in the nation) during her junior year • grabbed a career-high 20 rebounds (fourth best all-time and tying the

most by an Irish player in the last 28 seasons) at DePaul on Jan. 20, 1988 • ranks among program's all-time leaders in scoring average, rebounding average and field-goal percentage • played in the U.S. Olympic Sports Festivals during the summers of 1995 and 1996 • inducted into the Wisconsin Basketball Coaches Association Hall of Fame in 2010 following a long and successful career as high school head coach in her home state of Wisconsin.



Bunek's Career Statistics

Year	GP-GS	FG-FGA	Pct.	3FG-FGA	Pct.	FTM-FTA	Pct.	OR	DR	TR	Avg.	A	TO	B	S	PF	Min-Avg.	Pts	Avg.
1985-86	22-7	96-161	.596	—	—	23-38	.605	—	—	130	6.3	15	—	18	9	56	453-20.9	215	9.8
1986-87	27-25	161-267	.603	—	—	66-91	.725	70	145	215	8.0	19	—	31	24	79	808-29.9	388	14.4
1987-88	28-28	212-348	.609	0-0	.000	78-125	.624	70	176	246	8.8	19	112	39	43	70	827-29.5	502	17.9
1988-89	6-6	40-67	.597	0-0	.000	17-27	.630	12	33	45	7.5	7	21	5	7	19	181-30.2	97	16.2
Totals	83-66	509-943	.604	0-0	.000	184-281	.655	—	—	644	7.8	60	—	93	83	224	2275-27.4	1202	14.5





1,000-Point Scorers



Noblesville, Ind.
(1987-91) – 1,194

25. KRESSI DAVIS

Averaged double figures in scoring in each of her last three seasons • team's leading rebounder in her sophomore and junior campaigns • netted a career-best scoring average of 13.7 points in her senior season and personal best rebounding average as a junior (8.0 rpg.) • after not starting at all as a freshman, she started every game in her final three campaigns • earned starts in final 92 games of her career, the third-longest streak in school history (Jacqueline Batteast - 97; Katryna Gaither - 95) • was a first-team all-Midwestern Collegiate Conference honoree in her senior

season after being named to the all-MCC second team as a junior • twice selected most valuable player of the MCC Tournament (1989 and 1991) in addition to being named to the all-tournament team on both occasions • one of nine women's basketball players to earn the University's most prestigious athletics honor — the Byron V. Kanaley Award, which is presented annually to a senior student-athlete who is most exemplary as a student and leader • enshrined in Indiana Basketball Hall of Fame as part of 2012 Silver Anniversary Team.

Davis' Career Statistics

Year	GP-GS	FG-FGA	Pct.	3FG-FGA	Pct.	FTM-FTA	Pct.	OR	DR	TR	Avg.	A	TO	B	S	PF	Min-Avg.	Pts	Avg.
1987-88	26-0	39-67	.582	0-0	.000	13-23	.565	30	65	95	3.7	21	20	1	12	15	361-13.9	91	3.5
1988-89	32-32	120-208	.577	0-0	.000	94-124	.758	67	141	208	6.5	54	45	4	81	71	1022-31.9	334	10.4
1989-90	29-29	145-250	.580	0-0	.000	56-82	.683	70	163	233	8.0	59	44	9	57	61	938-32.3	346	11.9
1989-91	31-31	158-273	.579	0-0	.000	107-126	.849	67	127	194	6.3	61	53	18	69	69	888-28.7	423	13.7
Totals	118-92	462-798	.579	0-0	.000	270-355	.761	234	496	730	6.2	195	162	32	226	216	3209-27.2	1194	10.1



Ventura, Calif.
(2002-06) – 1,150

26. COURTNEY LAVERE

Valuable, versatile forward who was a member of four NCAA Championship teams, including two NCAA Sweet 16 squads, during her career at Notre Dame • ranks among school's career leaders in blocked shots and blocks per game • one of eight Notre Dame players to record 1,000 points/500 rebounds/100 blocks in their careers (others are Natalie Achonwa, Jacqueline Batteast, Katryna Gaither, Trena Keys, Shari Matvey, Devereaux Peters and Ruth Riley) • scored 1,000th career point three games after classmate Megan Duffy, marking the shortest interval between 1,000-point milestones in school history • logged five double-doubles as a freshman, including three in a row

with two coming against ranked opponents (Tennessee and Purdue) • set school record for freshmen with 12-of-16 foul-shooting performance at Villanova • played key role in Notre Dame's 2003 NCAA Sweet 16 run, averaging 11.7 points and 5.7 rebounds in the three-game set • 2003 Freshman All-America selection by Women'sCollegeHoops.com • winner of 2006 Robin Roberts/Women's Basketball Coaches Association (WBCA) Broadcasting Scholarship Award • spent nearly five years with Turner Broadcasting (focusing primarily on ad sales with Cartoon Network) • currently serves as associate director of regional development at Notre Dame, returning to her alma mater in December 2012.

LaVere's Career Statistics

Year	GP-GS	FG-FGA	Pct.	3FG-FGA	Pct.	FTM-FTA	Pct.	OR	DR	TR	Avg.	A	TO	B	S	PF	Min-Avg.	Pts	Avg.
2002-03	32-10	151-311	.486	1-3	.333	95-136	.699	81	99	180	5.6	21	80	27	19	88	723-22.6	398	12.4
2003-04	32-17	113-274	.412	3-10	.300	47-85	.553	61	84	145	4.5	30	75	41	36	87	709-22.2	276	8.6
2004-05	28-16	88-190	.463	1-6	.167	34-59	.576	34	76	110	3.9	37	57	28	26	61	583-20.8	211	7.5
2005-06	30-14	119-234	.509	3-7	.429	24-46	.522	59	66	125	4.2	37	33	50	22	78	725-24.2	265	8.8
Totals	122-57	471-1009	.467	8-26	.308	200-326	.613	235	325	560	4.6	125	245	146	103	314	2740-22.5	1150	9.4



Valparaiso, Ind.
(2007-11) – 1,148

27. BECCA BRUSZEWSKI


Co-captain of Notre Dame's 2010-11 NCAA national finalist team • played in (then) school-record 136 games during her career, missing only three contests (one in her final three seasons) • set school record (since tied) with 39 starts and 39 games played in 2010-11 (sharing mark with Natalie Novosel and Devereaux Peters) • nicknamed "Bruiser" for her fearless and physical style of play, despite being an undersized post at just 6-foot-1 • played all three front-line

positions during her career • known for her toughness, playing through numerous injuries, most notably in the 2011 BIG EAST Championship final vs. Connecticut (eight points, three rebounds after rib injury in semifinal vs. DePaul) and 2011 NCAA Dayton Regional final vs. Tennessee (13 points, eight rebounds in game-high 37 minutes playing on sprained knee suffered in regional semifinal vs. Oklahoma) • has played professionally in Finland and Puerto Rico.

Bruszewski's Career Statistics

Year	GP-GS	FG-FGA	Pct.	3FG-FGA	Pct.	FTM-FTA	Pct.	OR	DR	TR	Avg.	A	TO	B	S	PF	Min-Avg.	Pts	Avg.
2007-08	32-0	58-104	.558	1-2	.500	42-54	.778	37	43	80	2.5	13	31	10	16	58	423-13.2	159	5.0
2008-09	31-31	132-271	.487	21-56	.375	48-71	.676	31	125	156	5.0	52	53	15	33	88	842-27.2	333	10.7
2009-10	34-26	129-261	.494	8-31	.258	42-64	.656	46	60	106	3.1	48	42	18	23	92	629-18.5	308	9.1
2010-11	39-39	143-276	.518	0-8	.000	62-93	.667	62	145	207	5.3	59	78	20	41	99	994-25.5	348	8.9
Totals	136-96	462-912	.507	30-97	.309	194-282	.688	176	373	549	4.0	172	204	63	113	337	2888-21.2	1148	8.4






Consensus All-America selection in 2014 • two-time all-conference pick (2013-BIG EAST; 2014-ACC) • Most Outstanding Player of both the 2014 NCAA Notre Dame Regional and the 2014 ACC Championship, leading Irish to title in each tournament • 2014 NCAA Final Four All-Tournament Team • 2014 All-ACC Defensive Team choice • 2013 United States Basketball Writers Association (USBWA) National Freshman of the Year • 2013 BIG EAST Freshman of the Year • scored more points in first two seasons at Notre Dame than any other player • one of three Irish players to score 1,000 points before end of sophomore season (others are Skylar Diggins and Beth Morgan) •

scored 1,000 points in 67 career games, third-fastest in program history behind only Morgan (56 games) and Shari Matvey (66 games) • scored 687 points in 2013-14, ranking third on school's single-season points list (most ever by a sophomore and most by any Irish player since 1996-97) • tied school record with three 30-point games in 2013-14, including 30 points in NCAA Elite Eight win over Baylor, propelling Irish to fourth consecutive Final Four berth • scored in double figures in 43 consecutive games (entering 2014-15 season), the second-longest streak of its kind in program history (Katryna Gaither - 76)

Loyd's Career Statistics

Year	GP-GS	FG-FGA	Pct.	3FG-FGA	Pct.	FTM-FTA	Pct.	OR	DR	TR	Avg.	A	TO	B	S	PF	Min-Avg.	Pts	Avg.
2012-13	36-35	164-367	.447	31-75	.413	91-111	.820	93	94	187	5.2	76	76	11	35	55	1120-31.1	450	12.5
2013-14	37-37	267-516	.517	35-88	.398	118-146	.808	97	142	239	6.5	79	65	18	58	51	1104-29.8	687	18.6
Totals	73-72	431-883	.488	66-163	.405	209-257	.813	190	236	426	5.8	155	141	29	93	106	2224-30.5	1137	15.6




Posted double-figure scoring averages in each of her last three seasons, finishing with a 9.5 ppg. career scoring average in 116 games • started 65 games during her career • earned a fifth year of eligibility after missing the entire 1996-97 Final Four campaign with a torn Achilles' tendon suffered the NCAA first day of practice • third-leading scorer (14.4 ppg.) and second-leading rebounder (7.2 rpg.) during the 1998-99 season • netted a personal single-season best 432 points during that campaign • scored a career-high 28 points versus West Virginia on Jan. 17, 1999 • had 16 points and seven rebounds in Notre Dame's second-round victory over George Washington in the 2000

NCAA Championship, helping the Irish to third Sweet 16 appearance in four years • spent one season as assistant coach at Chicago State University • enlisted in U.S. Army in 2003 and was awarded a Purple Heart in May 2004 after suffering significant arm and leg injuries while serving in Baghdad, Iraq • has earned two master's degrees and worked in both Chicago Public Schools system and at Malcolm X Community College in Chicago • now lives in South Bend where she is a readjustment counselor for U.S. Department of Veterans Affairs, helping fellow veterans cope with physical and psychological trauma suffered on the battlefield.

Green's Career Statistics

Year	GP-GS	FG-FGA	Pct.	3FG-FGA	Pct.	FTM-FTA	Pct.	OR	DR	TR	Avg.	A	TO	B	S	PF	Min-Avg.	Pts	Avg.
1995-96	27-0	12-38	.316	0-4	.000	6-20	.300	9	36	45	1.7	7	20	0	9	29	235-8.7	30	1.1
1996-97		DNP - injury																	
1997-98	30-14	116-259	.448	2-9	.250	72-111	.649	60	83	143	4.8	38	60	2	45	64	752-25.1	306	10.2
1998-99	30-30	157-369	.425	2-9	.222	116-151	.768	88	148	216	7.2	52	93	3	38	69	892-29.7	432	14.4
1999-00	29-21	124-257	.482	1-11	.091	89-113	.788	42	75	117	4.0	79	83	0	35	65	751-25.9	338	11.7
Totals	116-65	409-923	.443	5-32	.156	283-395	.716	179	342	521	4.5	176	256	5	127	227	2630-22.7	1106	9.5



Averaged double figures in scoring in three of her four seasons at Notre Dame • still ranks among top 10 in school history with a .553 career field-goal percentage • averaged career best of 12.5 points as a senior and 6.5 rebounds as a freshman • also averaged 12.4 points as a rookie • led

team in scoring during her junior campaign as she averaged 11.9 ppg. • posted career numbers of 11.0 ppg. and 5.5 rpg. as she played in 96 contests during her Irish tenure • now resides in Bangor, Maine.



Bates' Career Statistics

Year	GP-GS	FG-FGA	Pct.	3FG-FGA	Pct.	FTM-FTA	Pct.	OR	DR	TR	Avg.	A	TO	B	S	PF	Min-Avg.	Pts	Avg.
1981-82	25-3	136-231	.589	—	—	39-59	.661	—	—	163	6.5	16	—	7	22	39	676-27.0	311	12.4
1982-83	27-3	86-168	.512	—	—	44-56	.786	—	—	127	4.7	20	—	8	14	36	588-21.8	216	8.0
1983-84	28-22	129-234	.551	—	—	75-91	.824	—	—	155	5.5	16	—	11	30	44	738-26.4	333	11.9
1984-85	16-14	88-161	.547	—	—	24-44	.545	—	—	78	4.9	4	—	6	7	17	418-26.1	200	12.5
Totals	96-42	439-794	.553	—	—	182-250	.728	—	—	523	5.5	56	—	32	73	136	2420-25.2	1060	11.0





1,000-Point Scorers

**Eureka, Mo.
(1994-98) – 1,034**


31. MOLLIE PEIRICK

Started more NCAA Championship games (10) than any Irish player prior to 2001 • her 118 career starts and .819 career free-throw percentage ranked first all-time at the time of her graduation • started 118 of the 128 games she appeared in during her career • led the Irish to four postseason appearances during her career — three NCAA Championship berths (1996-98) and the 1995 National Women's Invitation Tournament (NWIT) • co-captained team as a junior and

senior and led Notre Dame to the 1997 NCAA Final Four and 1998 Sweet 16 • a third team all-BIG EAST selection as a senior, she averaged 10.8 ppg., 4.9 rpg. and 6.2 apg. in her final campaign with the Irish • named to the Midwestern Collegiate Conference All-Newcomer Team in 1995 • currently lives in Cincinnati, where she is the director of the Cincinnati Sports Medicine Girls High School Shootout.

Peirick's Career Statistics

Year	GP-GS	FG-FGA	Pct.	3FG-FGA	Pct.	FTM-FTA	Pct.	OR	DR	TR	Avg.	A	TO	B	S	PF	Min-Avg.	Pts	Avg.
1994-95	27-22	67-127	.528	13-25	.520	22-27	.815	14	65	79	2.9	106	89	9	28	57	681-25.2	169	6.3
1995-96	31-31	79-180	.439	20-60	.333	41-49	.837	14	94	108	3.5	177	138	16	60	67	935-30.2	219	7.1
1996-97	38-33	107-242	.442	39-94	.415	47-60	.783	45	110	155	4.1	169	110	18	51	100	1026-27.0	300	7.9
1997-98	32-32	111-316	.351	57-163	.350	67-80	.838	27	130	157	4.9	199	137	22	50	76	1010-31.6	346	10.8
Totals	128-118	364-865	.421	129-342	.377	177-216	.819	100	399	499	3.9	651	474	65	189	300	3652-28.5	1034	8.1




**Edina, Minn.
(1997-01) – 1,006**

32. KELLEY SIEMON

Joined Notre Dame's 1,000-Point Club when she poured in 10 markers in her final collegiate game, a 68-66 win over Purdue in the 2001 NCAA national championship game • an athletic and talented forward who started 95 games in her Irish career • had her best season at Notre Dame as a senior, averaging 11.3 points and 7.1 rebounds per game to earn the BIG EAST Conference Most Improved Player award • also garnered honorable mention all-BIG EAST laurels in 2001 • named to 2001 BIG EAST and NCAA Midwest

Regional all-tournament teams • ranked ninth in career rebounds at Notre Dame (707) upon her graduation • was tied with Alicia Ratay and Ruth Riley for the most NCAA Championship games played (14) in school history, prior to 2011 • was selected in the third round of the 2001 WNBA Draft by the Los Angeles Sparks • played professionally in Austria and toured with Athletes in Action • spent four seasons as an assistant women's basketball coach at Liberty University and still resides in Lynchburg, Va.

Siemon's Career Statistics

Year	GP-GS	FG-FGA	Pct.	3FG-FGA	Pct.	FTM-FTA	Pct.	OR	DR	TR	Avg.	A	TO	B	S	PF	Min-Avg.	Pts	Avg.
1997-98	32-30	96-186	.516	0-0	.000	65-110	.591	54	111	165	5.2	42	90	5	28	90	753-23.5	257	8.0
1998-99	31-30	66-141	.468	0-0	.000	47-74	.635	52	102	154	5.0	63	85	7	15	94	641-20.7	179	5.8
1999-00	32-4	81-154	.526	0-0	.000	47-84	.560	49	111	160	5.0	47	67	9	25	74	614-19.2	209	6.5
2000-01	32-31	155-282	.550	0-0	.000	51-115	.443	62	166	228	7.1	99	83	4	48	68	980-30.6	361	11.3
Totals	127-95	398-763	.522	0-0	.000	210-383	.548	217	490	707	5.6	251	325	25	116	326	2988-23.5	1006	7.9




**Mishawaka, Ind.
(2006-10) – 1,005**

33. MELISSA LECHLITNER

Like Siemon, joined the Notre Dame 1,000-Point Club in her final collegiate game, a stirring 22-point effort in a last-second overtime loss to Oklahoma in the NCAA Kansas City Regional semifinals in Kansas City, Mo. • two-year team captain (2008-09 and 2009-10) • earned second-team CoSIDA Academic All-District honors in 2010 • named to 2010 NCAA Kansas City Regional All-Tournament Team • upon graduation, ranked among the top 10 in school history for games played, free-throw percentage and assists • started every game for Irish in her final two seasons,

leading Notre Dame to one of its most successful years ever in 2009-10, including a 1.07 team assist/turnover ratio • named 2010 recipient of Notre Dame's Byron V. Kanaley Award, one of nine Irish women's basketball players to earn the honor • played professionally in Finland, Germany, Iceland and Puerto Rico • returned to Michiana in December 2013 and now serves as senior sales associate in the collegiate division of Anthony Travel, Inc., in the company's South Bend offices.

Lechlitner's Career Statistics

Year	GP-GS	FG-FGA	Pct.	3FG-FGA	Pct.	FTM-FTA	Pct.	OR	DR	TR	Avg.	A	TO	B	S	PF	Min-Avg.	Pts	Avg.
2006-07	31-0	68-198	.343	12-61	.197	47-62	.758	14	49	63	2.0	83	61	1	40	41	744-24.0	195	6.3
2007-08	34-1	71-201	.353	8-37	.216	36-47	.766	14	53	67	2.0	87	68	3	36	40	753-22.1	186	5.5
2008-09	31-31	124-323	.384	22-85	.338	60-73	.822	17	64	81	2.6	106	77	2	38	55	1033-33.3	330	10.6
2009-10	35-35	110-283	.389	29-69	.420	45-53	.849	12	56	68	1.9	112	88	4	44	46	1030-29.4	294	8.4
Totals	131-67	373-1005	.371	71-232	.306	188-235	.800	57	222	279	2.1	388	294	10	158	182	3560-27.2	1005	7.7





Year-by-Year Leaders



Charel Allen



Lindsay Schrader



Skylar Diggins

INTRODUCTION

2014-15 SEASON PREVIEW

STUDENT-ATHLETES

COACHING STAFF

2014-15 OPPONENTS

2013-14 SEASON IN REVIEW

RECORDS

HISTORY

Scoring

Season	Team Leader	Gms	FGM	FTM	Pts.	PPG
2013-14	Jewell Loyd	37	267	118	687	18.6
2012-13	Skylar Diggins	37	218	149	631	17.1
2011-12	Skylar Diggins	39	233	158	657	16.8
2010-11	Natalie Novosel	39	187	183	588	15.1
2009-10	Skylar Diggins	35	169	111	484	13.8
2008-09	Ashley Barlow	29	127	74	368	12.7
2007-08	Charel Allen	34	198	101	513	15.1
2006-07	Charel Allen	32	213	93	545	17.0
2005-06	Megan Duffy	30	138	135	469	15.6
2004-05	Jacqueline Batteast	33	208	127	559	16.9
2003-04	Jacqueline Batteast	32	204	94	512	16.0
2002-03	Jacqueline Batteast	32	179	78	445	13.9
2001-02	Alicia Ratay	30	146	112	462	15.4
2000-01	Ruth Riley	36	245	182	672	18.7
1999-00	Ruth Riley	31	193	132	518	16.2
1998-99	Ruth Riley	31	198	118	514	16.6
1997-98	Sheila McMillen	31	129	97	423	13.6
1996-97	Katryna Gaither	38	324	128	776	20.4
1995-96	Beth Morgan	31	219	117	626	20.2
1994-95	Katryna Gaither	29	252	86	580	19.0
1993-94	Beth Morgan	29	192	88	518	17.9
1992-93	Letitia Bowen	25	125	87	337	13.4
1991-92	Margaret Nowlin	31	212	89	513	16.5
1990-91	Karen Robinson	32	228	67	538	16.8
1989-90	Karen Robinson	29	168	101	437	15.1
1988-89	Karen Robinson	32	158	82	400	12.5
1987-88	Heidi Bunek	28	212	78	502	17.9
1986-87	Heidi Bunek	27	161	66	388	14.4
1985-86	Trena Keys	30	250	87	587	19.6
1984-85	Trena Keys	28	212	59	483	17.2
1983-84	Carrie Bates	28	129	75	333	11.9
1982-83	Mary Beth Schueth	27	128	61	317	11.7
1981-82	Mary Beth Schueth	25	137	52	326	13.0
1980-81	Shari Matvey	28	184	46	414	14.8
1979-80	Shari Matvey	30	237	55	529	17.6
1978-79	Carol Lally	22	117	47	281	12.8
1977-78	Carol Lally	16	82	14	171	10.7

Rebounds

Season	Team Leader	Gms	Rebs.	RPG
2013-14	Natalie Achonwa	33	255	7.7
2012-13	Natalie Achonwa	37	350	9.5
2011-12	Devereaux Peters	39	363	9.3
2010-11	Devereaux Peters	39	293	7.5
2009-10	Lindsay Schrader	33	228	6.9
2008-09	Lindsay Schrader	31	228	7.4
2007-08	Lindsay Schrader	34	210	6.2
2006-07	Charel Allen	32	197	6.2
2005-06	Lindsay Schrader	30	162	5.4
2004-05	Jacqueline Batteast	33	218	6.6
2003-04	Jacqueline Batteast	32	276	8.6
2002-03	Jacqueline Batteast	32	267	8.3
2001-02	Jacqueline Batteast	26	204	7.8
2000-01	Ruth Riley	36	281	7.8
1999-00	Ruth Riley	32	233	7.3
1998-99	Ruth Riley	31	260	8.4
1997-98	Ruth Riley	32	233	7.3
1996-97	Katryna Gaither	38	368	9.7
1995-96	Katryna Gaither	31	283	9.1
1994-95	Letitia Bowen	31	259	8.4
1993-94	Letitia Bowen	29	276	9.5
1992-93	Letitia Bowen	25	246	9.8
1991-92	Margaret Nowlin	31	270	8.7
1990-91	Margaret Nowlin	32	240	7.5
1989-90	Krissi Davis	29	233	8.0
1988-89	Krissi Davis	32	208	6.5
1987-88	Heidi Bunek	28	246	8.8
1986-87	Heidi Bunek	27	215	8.0
1985-86	Sandy Botham	31	223	7.2
1984-85	Mary Beth Schueth	26	199	7.7
1983-84	Mary Beth Schueth	27	186	6.9
1982-83	Mary Beth Schueth	27	241	8.9
1981-82	Mary Beth Schueth	25	227	9.1
1980-81	Shari Matvey	28	213	7.6
1979-80	Shari Matvey	30	305	10.2
1978-79	Jane Poliriski	22	212	9.6

Assists

Season	Team Leader	Gms	Asst.	APG
2013-14	Lindsay Allen	38	150	3.9
2012-13	Skylar Diggins	37	225	6.1
2011-12	Skylar Diggins	39	222	5.7
2010-11	Skylar Diggins	39	186	4.8
2009-10	Skylar Diggins	35	112	3.2
2008-09	Melissa Lechlitner	31	106	3.4
2007-08	Tulyah Gaines	34	129	3.8
2006-07	Tulyah Gaines	32	125	3.9
2005-06	Megan Duffy	30	124	4.1
2004-05	Megan Duffy	33	178	5.4
2003-04	Megan Duffy	32	125	3.9
2002-03	Le'Tania Severe	32	121	3.8
2001-02	Le'Tania Severe	30	146	4.9
2000-01	Niele Ivey	36	247	6.9
1999-00	Niele Ivey	32	194	6.1
1998-99	Niele Ivey	28	181	6.5
1997-98	Mollie Peirick	32	199	6.2
1996-97	Jeannine Augustin	38	193	5.1
1995-96	Mollie Peirick	31	177	5.7
1994-95	Mollie Peirick	27	106	3.9
1993-94	Kara Leary	29	151	5.2
1992-93	Coquese Washington	27	122	4.5
1991-92	Coquese Washington	25	152	5.6
1990-91	Coquese Washington	32	179	5.6
1989-90	Karen Robinson	29	137	4.7
1988-89	Karen Robinson	32	184	5.8
1987-88	Mary Gavin	28	243	8.7
1986-87	Mary Gavin	27	214	7.9
1985-86	Mary Gavin	31	205	6.6
1984-85	Mary Gavin	26	116	4.5
1983-84	Vonnice Thompson	28	83	3.0
1982-83	Laura Dougherty	27	102	3.8
1981-82	Ruth Kaiser	23	89	3.9
1980-81	Maggie Lally	28	52	1.9
1979-80	Molly Cashman	29	88	3.0
1978-79	Molly Cashman	22	88	4.0



Year-by-Year Leaders

Blocked Shots

Season	Team Leader	Gms	Blks.	BPG
2013-14	Taya Reimer	38	52	1.4
2012-13	Ariel Braker	36	45	1.3
2011-12	Devereaux Peters	39	78	2.0
2010-11	Devereaux Peters	39	68	1.7
2009-10	Devereaux Peters	25	30	1.2
2008-09	Erica Solomon	31	38	1.2
2007-08	Devereaux Peters	23	45	2.0
2006-07	Erica Williamson	31	39	1.3
2005-06	Courtney LaVere	30	50	1.7
2004-05	Teresa Borton	33	57	1.7
2003-04	Courtney LaVere	32	41	1.3
2002-03	Jacqueline Batteast	32	50	1.6
2001-02	Amanda Barksdale	26	78	3.0
2000-01	Ruth Riley	36	113	3.1
1999-00	Ruth Riley	32	85	2.7
1998-99	Ruth Riley	31	101	3.3
1997-98	Ruth Riley	32	71	2.2
1996-97	Katryna Gaiher	38	35	0.9
1995-96	Katryna Gaiher	31	40	1.3
1994-95	Katryna Gaiher	31	46	1.5
1993-94	Letitia Bowen	29	22	0.8
1992-93	Letitia Bowen	25	15	0.6
1991-92	Margaret Nowlin	32	19	0.6

1990-91	Margaret Nowlin	32	33	1.0
1989-90	Margaret Nowlin	29	21	0.7
1988-89	Comalita Haysbert	32	12	0.4
1987-88	Heidi Bunek	28	39	1.4
1986-87	Heidi Bunek	27	31	1.1
1985-86	Trena Keys	30	30	1.0
1984-85	Trena Keys	28	43	1.5
1983-84	Trena Keys	28	26	0.9
1982-83	Trena Keys	25	25	1.0
1981-82	Mary Beth Schueth	25	20	0.8
1980-81	Tricia McManus	28	27	1.0
1979-80	Shari Matvey	30	94	3.1

Steals

Season	Team Leader	Gms	Stls.	SPG
2013-14	Jewell Loyd	37	58	1.6
2012-13	Skylar Diggins	37	114	3.1
2011-12	Skylar Diggins	39	102	2.6
2010-11	Brittany Mallory	37	77	2.1
2009-10	Skylar Diggins	35	90	2.6
2008-09	Ashley Barlow	29	70	2.4
2007-08	Ashley Barlow	34	68	2.0
2006-07	Tulyah Gaines	32	66	2.1
2005-06	Megan Duffy	30	59	2.0
2004-05	Megan Duffy	33	90	2.7
2003-04	LeTania Severe	32	54	1.7

2002-03	LeTania Severe	32	69	2.2
2001-02	LeTania Severe	30	60	2.0
2000-01	Niele Ivey	36	94	2.6
1999-00	Niele Ivey	32	95	3.0
1998-99	Niele Ivey	31	74	2.4
1997-98	Niele Ivey	31	77	2.5
1996-97	Jeanine Augustin	38	92	2.4
1995-96	Beth Morgan	31	64	2.1
1994-95	Letitia Bowen	31	65	2.1
1993-94	Kara Leary	29	71	2.4
1992-93	Coquese Washington	27	78	2.9
1991-92	Coquese Washington	25	79	3.2
1990-91	Coquese Washington	32	83	2.6
1989-90	Coquese Washington	29	67	2.3
1988-89	Krissi Davis	32	81	2.5
1987-88	Mary Gavin	28	93	3.3
1986-87	Mary Gavin	27	80	3.0
1985-86	Mary Gavin	31	72	2.3
1984-85	Mary Beth Schueth	26	39	1.5
1983-84	Laura Dougherty	27	42	1.6
1982-83	Ruth Kaiser	27	57	2.1
1981-82	Ruth Kaiser	23	61	2.7
1980-81	Molly Ryan	28	39	1.4
1979-80	Molly Cashman	29	50	1.7

current players listed in **boldface**



Devereaux Peters led Notre Dame in blocked shots during each of her four full seasons, averaging two blocks per game in two of those campaigns.





Year-by-Year Statistics

2013-14

	GP	Min	FG-A	Pct.	3FG-A	Pct.	FT-A	Pct.	O	D	Tot.	Avg.	PF-DQ	A	T	B	S	Pts.	Avg.
ND	38	7600	1227-2423	.506	190-473	.402	627-829	.756	539	1068	1607	42.3	613-3	765	552	159	353	3271	86.1
OPP	38	7600	885-2344	.378	154-549	.281	418-613	.682	486	775	1261	33.2	734-20	452	675	117	295	2342	61.6

2012-13

	GP	Min	FG-A	Pct.	3FG-A	Pct.	FT-A	Pct.	O	D	Tot.	Avg.	PF-DQ	A	T	B	S	Pts.	Avg.
ND	37	7500	1091-2400	.455	160-470	.340	661-828	.798	636	985	1621	43.8	522-7	722	569	150	398	3003	81.2
OPP	37	7500	828-2196	.377	163-557	.293	372-511	.728	459	759	1218	32.9	678-19	468	752	173	317	2191	58.2

2011-12

	GP	Min	FG-A	Pct.	3FG-A	Pct.	FT-A	Pct.	O	D	Tot.	Avg.	PF-DQ	A	T	B	S	Pts.	Avg.
ND	39	7850	1118-2388	.468	166-478	.347	674-883	.763	591	998	1589	40.7	629-8	698	618	170	502	3076	78.9
OPP	39	7850	761-2108	.361	131-495	.265	409-621	.659	466	791	1257	32.2	727-16	421	873	120	333	2062	52.9

2010-11

	GP	Min	FG-A	Pct.	3FG-A	Pct.	FT-A	Pct.	O	D	Tot.	Avg.	PF-DQ	A	T	B	S	Pts.	Avg.
ND	39	7850	1089-2290	.480	139-385	.361	667-930	.717	575	1007	1582	40.6	645-11	689	689	169	495	3004	77.0
OPP	39	7850	802-2179	.368	164-610	.269	425-646	.658	496	765	1261	32.3	739-16	442	864	110	331	2193	56.2

2009-10

	GP	Min	FG-A	Pct.	3FG-A	Pct.	FT-A	Pct.	O	D	Tot.	Avg.	PF-DQ	A	T	B	S	Pts.	Avg.
ND	35	7025	996-2196	.454	166-490	.339	543-767	.708	481	871	1352	38.6	585-4	633	571	128	450	2701	77.2
OPP	35	7025	820-2001	.410	147-456	.322	394-589	.669	416	837	1253	35.8	637-17	482	791	123	300	2181	62.3

2008-09

	GP	Min	FG-A	Pct.	3FG-A	Pct.	FT-A	Pct.	O	D	Tot.	Avg.	PF-DQ	A	T	B	S	Pts.	Avg.
ND	31	6225	828-1923	.431	120-359	.334	440-625	.704	426	804	1230	39.7	511-4	456	483	121	305	2216	71.5
OPP	31	6225	702-1817	.386	151-478	.316	376-512	.734	385	773	1158	37.4	544-13	410	597	107	238	1931	62.3

2007-08

	GP	Min	FG-A	Pct.	3FG-A	Pct.	FT-A	Pct.	O	D	Tot.	Avg.	PF-DQ	A	T	B	S	Pts.	Avg.
ND	34	6850	960-2148	.447	90-308	.292	581-766	.758	532	817	1349	39.7	587-10	533	512	154	397	2591	76.2
OPP	34	6850	753-1925	.391	168-473	.355	420-611	.687	459	748	1207	35.5	641-16	441	737	129	252	2094	61.6

2006-07

	GP	Min	FG-A	Pct.	3FG-A	Pct.	FT-A	Pct.	O	D	Tot.	Avg.	PF-DQ	A	T	B	S	Pts.	Avg.
ND	32	6450	816-1924	.424	104-370	.281	506-666	.760	435	751	1186	37.1	558-11	444	532	108	335	2242	70.1
OPP	32	6450	753-1798	.419	178-488	.365	432-598	.722	392	754	1146	35.8	542-9	483	654	136	261	2116	66.1

2005-06

	GP	Min	FG-A	Pct.	3FG-A	Pct.	FT-A	Pct.	O	D	Tot.	Avg.	PF-DQ	A	T	B	S	Pts.	Avg.
ND	30	6100	714-1714	.417	101-303	.333	407-617	.660	367	739	1106	36.9	487-6	383	430	128	252	1936	64.5
OPP	30	6100	683-1748	.391	181-483	.375	366-522	.701	412	748	1160	38.7	561-12	427	501	102	205	1913	63.8

2004-05

	GP	Min	FG-A	Pct.	3FG-A	Pct.	FT-A	Pct.	O	D	Tot.	Avg.	PF-DQ	A	T	B	S	Pts.	Avg.
ND	33	6625	789-1829	.431	77-210	.367	533-720	.740	447	820	1267	38.4	514-8	512	536	167	314	2188	66.3
OPP	33	6625	680-1913	.356	152-563	.270	364-522	.697	492	695	1187	36.0	586-17	427	597	131	288	1876	56.8

2003-04

	GP	Min	FG-A	Pct.	3FG-A	Pct.	FT-A	Pct.	O	D	Tot.	Avg.	PF-DQ	A	T	B	S	Pts.	Avg.
ND	32	6450	746-1729	.431	122-343	.356	440-647	.680	412	780	1192	37.2	550-9	473	563	134	288	2054	64.2
OPP	32	6450	677-1785	.379	128-506	.253	389-543	.716	423	692	1115	34.8	618-16	408	561	76	285	1871	58.5

2002-03

	GP	Min	FG-A	Pct.	3FG-A	Pct.	FT-A	Pct.	O	D	Tot.	Avg.	PF-DQ	A	T	B	S	Pts.	Avg.
ND	32	6400	731-1718	.425	87-266	.327	543-732	.742	407	826	1233	38.5	501-13	430	585	160	286	2092	65.4
OPP	32	6400	695-1896	.367	179-588	.304	389-523	.744	447	688	1135	35.5	624-11	422	540	90	294	1958	61.2

2001-02

	GP	Min	FG-A	Pct.	3FG-A	Pct.	FT-A	Pct.	O	D	Tot.	Avg.	PF-DQ	A	T	B	S	Pts.	Avg.
ND	30	6000	694-1644	.422	152-409	.372	422-627	.673	432	831	1263	42.1	479-4	400	516	189	213	1962	65.4
OPP	30	6000	608-1740	.349	141-490	.288	376-579	.649	412	645	1057	35.2	543-11	375	432	87	279	1733	57.8

2000-01

	GP	Min	FG-A	Pct.	3FG-A	Pct.	FT-A	Pct.	O	D	Tot.	Avg.	PF-DQ	A	T	B	S	Pts.	Avg.
ND	36	7200	1011-2036	.497	173-373	.464	583-859	.679	437	1053	1490	41.4	511-6	650	567	228	303	2778	77.2
OPP	36	7200	748-2228	.336	157-625	.251	355-560	.634	530	733	1263	35.1	711-0	440	605	95	276	2008	55.8

1999-00

	GP	Min	FG-A	Pct.	3FG-A	Pct.	FT-A	Pct.	O	D	Tot.	Avg.	PF-DQ	A	T	B	S	Pts.	Avg.
ND	32	6450	903-1803	.501	137-341	.402	523-732	.714	408	915	1323	41.3	599-12	607	689	169	323	2466	77.1
OPP	32	6450	701-1976	.355	125-420	.298	454-652	.696	463	603	1066	33.3	602-21	408	601	68	343	1981	61.9

1998-99

	GP	Min	FG-A	Pct.	3FG-A	Pct.	FT-A	Pct.	O	D	Tot.	Avg.	PF-DQ	A	T	B	S	Pts.	Avg.
ND	31	6200	875-1877	.466	178-479	.372	584-792	.737	470	890	1360	43.9	597-14	537	612	161	268	2512	81.0
OPP	31	6200	718-1903	.377	144-448	.321	451-663	.680	413	641	1054	34.0	644-22	485	682	69	272	2031	65.5

1997-98

	GP	Min	FG-A	Pct.	3FG-A	Pct.	FT-A	Pct.	O	D	Tot.	Avg.	PF-DQ	A	T	B	S	Pts.	Avg.
ND	32	6450	826-1821	.454	169-443	.381	555-806	.689	449	883	1332	41.6	666-17	538	691	155	328	2376	74.3
OPP	32	6450	684-1855	.369	141-422	.334	544-793	.686	437	691	1128	35.2	650-19	426	664	91	317	2053	64.2

1996-97

	GP	Min	FG-A	Pct.	3FG-A	Pct.	FT-A	Pct.	O	D	Tot.	Avg.	PF-DQ	A	T	B	S	Pts.	Avg.
ND	38	7600	1091-2272	.480	155-468	.331	545-734	.743	493	1043	1536	40.4	661-11	682	722	93	394	2882	75.8
OPP	38	7600	860-2206	.373	188-661	.284	500-731	.684	548	802	1350	35.5	646-12	524	731	98	350	2408	63.4

1995-96

	GP	Min	FG-A	Pct.	3FG-A	Pct.	FT-A	Pct.	O	D	Tot.	Avg.	PF-DQ	A	T	B	S	Pts.	Avg.
ND	31	6275	894-1806	.495	138-355	.389	489-692	.707	368	898	1266	40.8	563-11	554	681	94	344	2415	77.9
OPP	31	6275	730-1928	.379	119-412	.289	441-640	.689	418	656	1074	34.6	584-16	404	651	93	319	2020	65.2

INTRODUCTION

2014-15 SEASON PREVIEW

STUDENT-ATHLETES

COACHING STAFF

2014-15 OPPONENTS

2013-14 SEASON IN REVIEW

RECORDS

HISTORY






Year-by-Year Statistics

1994-95		GP	Min	FG-A	Pct.	3FG-A	Pct.	FT-A	Pct.	O	D	Tot.	Avg.	PF-DQ	A	T	B	S	Pts.	Avg.
ND	31	6250	932-1957	.476	89-241	.369	475-688	.690	449	909	1358	43.8	643-20	588	690	125	335	2428	78.3	
OPP	31	6250	765-1942	.394	140-416	.337	508-722	.704	410	701	1111	35.8	583-16	392	631	85	327	2178	70.3	
1993-94		GP	Min	FG-A	Pct.	3FG-A	Pct.	FT-A	Pct.	O	D	Tot.	Avg.	PF-DQ	A	T	B	S	Pts.	Avg.
ND	29	5800	856-1898	.451	94-271	.346	416-582	.714	467	832	1298	44.8	624-22	528	614	80	315	2222	76.6	
OPP	29	5800	671-1729	.388	102-327	.312	492-720	.683	393	685	1078	37.2	520-11	351	613	81	320	1930	66.6	
1992-93		GP	Min	FG-A	Pct.	3FG-A	Pct.	FT-A	Pct.	O	D	Tot.	Avg.	PF-DQ	A	T	B	S	Pts.	Avg.
ND	27	5425	733-1599	.458	82-230	.357	328-448	.732	361	795	1156	42.8	513-11	408	575	38	249	1859	68.9	
OPP	27	5425	658-1610	.409	95-332	.286	410-574	.714	332	640	972	36.0	433-5	316	489	58	280	1816	67.2	
1991-92		GP	Min	FG-A	Pct.	3FG-A	Pct.	FT-A	Pct.	O	D	Tot.	Avg.	PF-DQ	A	T	B	S	Pts.	Avg.
ND	31	6275	901-2019	.446	54-187	.289	403-576	.700	488	879	1367	44.1	684-20	554	710	72	294	2259	72.9	
OPP	31	6275	812-1954	.416	87-256	.340	516-782	.660	444	728	1172	37.8	554-7	471	611	66	337	2227	71.8	
1990-91		GP	Min	FG-A	Pct.	3FG-A	Pct.	FT-A	Pct.	O	D	Tot.	Avg.	PF-DQ	A	T	B	S	Pts.	Avg.
ND	32	6400	1014-2039	.497	70-188	.372	397-536	.741	386	889	1275	39.8	621-14	610	653	89	397	2495	78.0	
OPP	32	6400	777-1933	.402	77-263	.293	458-697	.657	439	690	1129	35.3	503-8	429	725	70	334	2089	65.3	
1989-90		GP	Min	FG-A	Pct.	3FG-A	Pct.	FT-A	Pct.	O	D	Tot.	Avg.	PF-DQ	A	T	B	S	Pts.	Avg.
ND	29	5800	895-1782	.502	54-128	.422	349-486	.718	307	712	1113	38.4	523-13	534	549	80	317	2193	75.6	
OPP	29	5800	674-1767	.381	55-177	.311	351-536	.654	368	547	1042	35.9	483-11	368	579	60	278	1754	60.5	
1988-89		GP	Min	FG-A	Pct.	3FG-A	Pct.	FT-A	Pct.	O	D	Tot.	Avg.	PF-DQ	A	T	B	S	Pts.	Avg.
ND	32	6425	869-1775	.490	26-91	.286	406-578	.702	316	698	1131	34.3	566-9	534	666	57	320	2170	65.8	
OPP	32	6425	806-1954	.412	66-195	.338	409-591	.692	692	593	1117	33.5	541-18	472	589	46	322	2087	63.2	
1987-88		GP	Min	FG-A	Pct.	3FG-A	Pct.	FT-A	Pct.	O	D	Tot.	Avg.	PF-DQ	A	T	B	S	Pts.	Avg.
ND	28	5600	836-1572	.532	49-131	.374	406-596	.681	291	827	1118	39.9	468-14	569	669	67	292	2127	76.0	
OPP	28	5600	722-1814	.398	60-179	.335	309-474	.652	348	577	925	33.0	535-16	430	561	60	337	1813	64.8	
1986-87		GP	Min	FG-A	Pct.	3FG-A	Pct.	FT-A	Pct.	O	D	Tot.	Avg.	PF-DQ	A	T	B	S	Pts.	Avg.
ND	27	5425	767-1567	.489			259-402	.644	282	671	1066	39.5	504-19	448		106	213	1793	66.4	
OPP	27	5425	681-1704	.399			392-562	.697	357	517	968	35.8	421-7	341		43	276	1754	65.0	
1985-86		GP	Min	FG-A	Pct.	3FG-A	Pct.	FT-A	Pct.	O	D	Tot.	Avg.	PF-DQ	A	T	B	S	Pts.	Avg.
ND	31	6225	928-1847	.502			396-591	.670			1253	40.4	598-15	535		122	267	2252	72.6	
OPP	31	6225	688-1828	.376			426-646	.659			1074	34.6	572-22	335		56	260	1802	58.1	
1984-85		GP	Min	FG-A	Pct.	3FG-A	Pct.	FT-A	Pct.	O	D	Tot.	Avg.	PF-DQ	A	T	B	S	Pts.	Avg.
ND	28	5600	813-1626	.500			349-511	.683			1094	39.1	530-10	424		109	279	1975	70.5	
OPP	28	5600	651-1632	.399			343-542	.633			931	33.2	502-19	326		48	261	1645	58.7	
1983-84		GP	Min	FG-A	Pct.	3FG-A	Pct.	FT-A	Pct.	O	D	Tot.	Avg.	PF-DQ	A	T	B	S	Pts.	Avg.
ND	28	5600	781-1641	.476			372-538	.691			1010	36.1	515-8	411		94	247	1934	69.1	
OPP	28	5600	755-1693	.446			335-492	.681			976	34.9	515-21	362		72	270	1847	66.0	
1982-83		GP	Min	FG-A	Pct.	3FG-A	Pct.	FT-A	Pct.	O	D	Tot.	Avg.	PF-DQ	A	T	B	S	Pts.	Avg.
ND	27	5450	755-1608	.470			279-443	.670			1049	38.9	510-9	435		84	278	1807	66.9	
OPP	27	5450	691-1630	.424			357-534	.669			979	36.3	469-10	300		65	303	1739	64.4	
1981-82		GP	Min	FG-A	Pct.	3FG-A	Pct.	FT-A	Pct.	O	D	Tot.	Avg.	PF-DQ	A	T	B	S	Pts.	Avg.
ND	25	5050	696-1412	.493			231-373	.619			907	36.3	414-6	395		50	300	1623	64.9	
OPP	25	5050	564-1407	.401			248-384	.646			806	32.2	427-9	251		73	247	1378	55.1	
1980-81		GP	Min	FG-A	Pct.	3FG-A	Pct.	FT-A	Pct.	O	D	Tot.	Avg.	PF-DQ	A	T	B	S	Pts.	Avg.
ND	28	5600	684-1812	.377			214-529	.594			1251	44.7	568-11	288		68	299	1680	60.0	
OPP	28	5600	765-1741	.439			369-577	.640			1112	39.7	534-17	360		84	336	1899	67.8	
1979-80		GP	Min	FG-A	Pct.	3FG-A	Pct.	FT-A	Pct.	O	D	Tot.	Avg.	PF-DQ	A	T	B	S	Pts.	Avg.
ND	30	6025	788-1941	.406			321-559	.574			1355	45.2	584-10	417		178	271	1897	63.2	
OPP	30	6025	737-1985	.371			346-578	.599			1299	43.3	574-13	317		88	325	1810	60.3	
1978-79		GP	Min	FG-A	Pct.	3FG-A	Pct.	FT-A	Pct.	O	D	Tot.	Avg.	PF-DQ	A	T	B	S	Pts.	Avg.
ND	22		589-1554	.379			254-480	.529			982	44.6		526				1432	65.1	
OPP	22		544-1315	.384			227-396	.573			1020	46.3		612				1315	59.8	
1977-78		GP	Min	FG-A	Pct.	3FG-A	Pct.	FT-A	Pct.	O	D	Tot.	Avg.	PF-DQ	A	T	B	S	Pts.	Avg.
ND	17		466				170-335	.507						382				1065	62.6	

NOTES: The three-point shot was introduced by the NCAA for the 1987-88 season ... turnovers were not kept as a regular statistic prior to 1987-88 ... Notre Dame competed at the AIAW Division III level from 1977-78 through 1979-80 ... some statistical records are incomplete for the first two seasons of the Notre Dame women's basketball program.



NOTRE DAME FIGHTING IRISH



2014-15 WOMEN'S BASKETBALL HISTORY

Current Irish associate coach Beth Cunningham (then known as Beth Morgan) averaged 22.6 points per game during Notre Dame's run to the 1997 NCAA Final Four, including an East Regional-record 36 points against Alabama in the Sweet 16.



All-Time Roster



JB
A

JEANNINE AUGUSTIN

Captained Notre Dame's 1997 NCAA Final Four team to a (then) school-record 31 wins.

- **** Achonwa, Natalie, 2010-14 Guelph, Ontario
**** Alexander, Andrea, 1990-94 Niles, Mich.
**** Allen, Charel, 2004-08 Monessen, Pa.
* **Allen, Lindsay, 2013-present.....Mitchellville, Md.**
Antolik, Renee, 1978-80 Painesville, Ohio
Atchinson, Susie, 1992-94 Plymouth, Mich.
**** Augustin, Jeannine, 1993-97 Rochester, Mich.



JB
B

JACQUELINE BATTEAST

One of six South Bend-area natives to play for the Irish, she ranked among the top five on 16 career lists at Notre Dame when she graduated.

- Badway, Veronica, 2010-11 Pittsburgh, Pa.
**** Barksdale, Amanda, 1999-02 Friendswood, Texas
**** Barlow, Ashley, 2006-10 Indianapolis, Ind.
**** Barron, Kathy, 1994-98 Okemos, Mich.
**** Basford, Denise, 1982-86 Farmington, Mich.
**** Bates, Carrie, 1981-85 Kansas City, Mo.
**** Batteast, Jacqueline, 2001-05 South Bend, Ind.
**** Battel, Cynthia, 1978-79 Fairfax, Va.
* Ben-Tsulun, Danielle, 2006-07 Fort Wayne, Ind.
**** Bohman, Rosanne, 1993-97 Greensburg, Ind.
**** Bolden, Brittney, 2005-06 South Bend, Ind.
**** Borkowski, Mary, 1983-84 South Bend, Ind.
**** Borton, Teresa, 2001-05 Yakima, Wash.
**** Botham, Sandy, 1984-88 Madison, Wis.
**** Bowen, Letitia, 1991-95 Buchanan, Mich.
**** Brandly, Diana, 1995-99 Staten Island, N.Y.
**** Braker, Ariel, 2010-14 Grosse Pointe Woods, Mich.
** Brommeland, Kathy, 1984-87 Naples, Fla.
**** Brown, Lisa, 1982-84 Palmyra, N.J.
**** Brzuszewski, Becca, 2007-11 Valparaiso, Ind.
**** Bunek, Heidi, 1995-99 Milwaukee, Wis.
* Bustamante, Allison, 2001-02 Miami, Fla.



JB
C

MISSY CONBOY

Now the senior deputy athletics director at Notre Dame, she captained the 1981-82 Irish team that finished with a 16-9 record.

- ** **Cable, Madison, 2011-present.....Mt. Lebanon, Pa.**
**** Cashman, Molly, 1977-80 Hopkins, Minn.
* Christiansen, Alena, 2008-10 Fort Lauderdale, Fla.
**** Conboy, Missy, 1978-82 Columbia, Mo.
**** Conlisk, Beth, 1977-80 Darlington, Md.
**** Crowe, Janice, 1979-82 Deerfield Beach, Fla.
* Cummings, Carola, 1977-79 Worcester, Mass.
Curliss, Laura, 1980-81 Blanchester, Ohio



JB
D

KRISSI DAVIS

Awarded the Byron V. Kanaley Award in 1991. It is presented to the senior athlete who is most exemplary as a student and leader.

- **** D'Amico, Melissa, 2004-08 Manorville, N.Y.
**** Davis, Krissi, 1987-91 Noblesville, Ind.
**** Diggins, Skylar, 2009-13 South Bend, Ind.
**** Dougherty, Laura, 1981-85 Hillisdale, N.J.
**** Duffy, Megan, 2002-06 Dayton, Ohio
**** Dunbar, Imani, 1997-01 San Angelo, Texas



JB
E

LYNN EBBEN

Notre Dame's third-leading scorer (7.4 ppg.) during the 1985-86 season.

- **** Ebben, Lynn, 1982-86 Mendham, N.J.
** Elliott, Carol, 1986-89 Grand Junction, Colo.
** Emigholz, Cathy, 1986-89 Staten Island, N.Y.
**** Erwin, Crystal, 2003-07 Rancho Cucamonga, Calif.



JB
F

STACY FIELDS

Started 34 of the 84 games she played from 1992-96.

- *** Fields, Stacy, 1992-96 North St. Paul, Minn.
** Fitzgerald, Deb, 1988-92 Watertown, Wis.
*** Flecky, Katy, 2001-04 Lone Tree, Colo.
**** Forbes, Mary Joan, 1980-81 Raleigh, N.C.
* Fort, Mary, 2010-11 Altoona, Pa.



JB
G

MARY GAVIN

Ranks as Notre Dame's career leader in assists (778) and assists per game (7.0).

- **** Gaines, Tulyah, 2004-08 North Las Vegas, Nev.
**** Gaither, Katryna, 1993-97 Mt. Vernon, N.Y.
**** Garrison, Kim, 1986-87 Mill Creek, Wash.
**** Garske, Julie, 1986-87 Amherst, Wis.
**** Gavin, Mary, 1984-88 North Wildwood, N.J.
*** Gomez, Audrey, 1991-93 Keyport, N.J.
* Gossard, Heather, 1994-96 Camel, Ind.
**** Grady, Christy, 1996-97 Lodi, Calif.
**** Gray, Breona, 2003-07 Las Vegas, Nev.
**** Green, Danielle, 1995-00 Chicago, Ill.



JB
H

JULIE HENDERSON

Served as a captain on the 1999-00 team. She ranks among Notre Dame's all-time leaders in career games played (130).

- **** Haney, Erica, 1998-02 Toledo, Ohio
** Haysbert, Comalita, 1988-92 Baltimore, Md.
* Heath, Kelly, 1994-96 Lafayette, Ind.
**** Henderson, Julie, 1996-00 Ann Arbor, Mich.
*** Hensley, Debby, 1980-83 Oklahoma City, Okla.
*** Hernandez, Monique, 1999-02, 2004 Rio Rancho, N.M.
** Hicks, Kelly, 1977-80 Bandera, Texas
* Hills, Sherisha, 1998-99 Tampa, Fla.
*** Holloway, Whitney, 2011-present.....Plainfield, Ill.
** Huffman, Hannah, 2012-present.....Diablo, Calif.
*** Hutchinson, Kari, 1994-98 Nine Mile Falls, Wash.



JB
I

NIELE IVEY

Co-captain and the starting point guard in Notre Dame's 2001 NCAA championship season. She also received the '01 Frances Pomeroy Naismith Award, played five years in WNBA and is in her eighth year as an assistant coach for the Irish.

- **** Ivey, Niele, 1996-01 St. Louis, Mo.



JB
J

KATURA "TOOTIE" JONES

A 29-game starter during the 1993-94 season when she averaged 10.0 points and 5.8 rebounds.

- Jergesen, Jane, 1979-80 Havre, Mont.
** Jones, Katura "Tootie", 1990-94 Moore, Okla.
*** Jordan, Adrienne, 1994-97 Columbus, Ohio
*** Joyce, Jeneka, 2000-04 Topeka, Kan.



JB
K

KRISTIN KNAPP

Played on Notre Dame's 1993-94 team which earned the school's second NCAA Championship bid; now an assistant coach at Texas-Arlington.

- **** Kaiser, Ruth, 1981-85 Tempe, Ariz.
**** Keys, Treina, 1982-86 Marion, Ind.
* Klauke, Jenny, 1980-84 Glenview, Ill.
**** Knapp, Kristin, 1990-94 Santa Barbara, Calif.
** Krause, Jill, 2001-03 Glenview, Ill.
*** Kuhns, Lisa, 1985-90 Fort Walton Beach, Fla.



SARA LIEBSCHER
One of three Irish players with a triple-double, doing so against Detroit in 1990; now director of athletics advancement at Notre Dame.

** Lally, Carol, 1977-79.....Sharon, Pa.
**** Lally, Maggie, 1977-81.....Sharon, Pa.
**** LaVere, Courtney, 2002-06.....Ventura, Calif.
Layden, Jenny, 1992-94.....LaGrange Park, Ill.
**** Leahy, Meaghan, 1997-01.....Wilbraham, Mass.
**** Leahy, Kara, 1990-94.....Nashua, N.H.
**** Lechlinner, Melissa, 2006-10.....Mishawaka, Ind.
Leffers, Mary, 1997-98.....Tampa, Fla.
Lew, Kathy, 1977-78.....Milwaukee, Wis.
**** Liebscher, Sara, 1987-91.....Davenport, Iowa
**** Liebscher, Sheila, 1979-81.....Davenport, Iowa
** Loyd, Jewell, 2012-present.....Lincolnwood, Ill.



SHARI MATVEY
The first Irish women's basketball player to score 1,000 points. She also set the program's freshman scoring record (529 points in 1979-80).

** Mabrey, Michaela, 2012-present.....Belmar, N.J.
* Mahoney, Molly, 1986-87.....South Bend, Ind.
**** Mallory, Brittany, 2007-12.....Baltimore, Md.
* Marciniak, Michelle, 1991-92.....Allentown, Pa.
**** Matvey, Shari, 1979-83.....Youngstown, Ohio
Mauch, Ellen, 1987.....Mineral Wells, Texas
**** McBride, Kayla, 2010-14.....Erie, Pa.
* McLean, Martha, 1978-79.....Romeo, Mich.
*** McManus, Tricia, 1978-81.....Oak Ridge, Tenn.
**** McMillen, Sheila, 1995-99.....Rochester, Ind.
* Meagher, Marge, 1977-78.....Larchmont, N.Y.
** Meyer, Pat, 1977-79.....North Babylon, N.Y.
**** Miller, Fraderica, 2008-12.....Atlanta, Ga.
Monagle, Janice, 1981-83.....Brooklawn, N.J.
**** Morgan, Beth, 1993-97.....Bloomington, Ind.
** Morrison, Beth, 1984-87.....St. Louis, Mo.
*** Mullins, Theresa, 1980-84.....Wilmington, Del.
** Murphy, Byrne, 1977-78.....Cos Cob, Conn.



MARGARET NOWLIN
MVP of the 1992 Midwestern Collegiate Conference Tournament, helping the Irish earned their first NCAA Championship berth.

Nelligan, Maureen, 1988-89.....St. Joseph, Mich.
* Nelson, Kristina, 2013-present.....Buford, Ga.
* Neville, Susan, 1981-82.....Decatur, Ala.
Newman, Dava, 1983-84.....Davis, Calif.
**** Novosel, Natalie, 2008-12.....Lexington, Ky.
**** Nowlin, Margaret, 1988-92.....St. Paul, Minn.



SHERRI ORLOSKY
Four-year monogram recipient from 1990-94, played on Notre Dame's first two NCAA Championship teams (1992 and 1994).

* O'Brien, Patti, 1978-80.....Fairview Heights, Ill.
O'Haren, Michelle, 1977-78.....Marietta, Ga.
* O'Malley, Dara, 1980-81.....Three Rivers, Mich.
**** Orlosky, Sherri, 1990-94.....Columbia, Md.




CAREY POOR
Two-time Irish captain from 1994-96. She was a member of the '95-'96 team that became the first in the program's history to advance to the second round of the NCAA Championship.

**** Peirick, Mollie, 1994-98.....Eureka, Mo.
**** Peters, Devereaux, 2007-12.....Chicago, Ill.
**** Politiski, Jane, 1977-80.....Wahpeton, N.D.
*** Poor, Carey, 1992-96.....Celina, Ohio
** Powers, Susie, 2003-05.....Centennial, Colo.




RUTH RILEY
The only player in school history to register 2,000 points and 1,000 rebounds in her career. In addition to the 2001 NCAA title at Notre Dame, she was a member of two WNBA championship teams with the Detroit Shock (2003, 2006) and won a gold medal with the 2004 U.S. Olympic team.

**** Ratay, Alicia, 1999-03.....Lake Zurich, Ill.
* Reimer, Taya, 2013-present.....Fishers, Ind.
**** Riley, Ruth, 1997-01.....Macy, Ind.
Robillard, Regina, 1977-78.....Newport, R.I.
**** Robinson, Karen, 1987-91.....Turnersville, N.J.
Rooney, Carrie, 1977-78.....Basking Ridge, N.J.
**** Rupe, Majenica, 1989-93.....Big Rapids, Mich.
* Ryan, Molly, 1980-81.....Springfield, Ill.



MARY BETH SCHUETH
One of eight players to average in double figures in scoring in each of her four seasons at Notre Dame.

Schlaff, Janet, 1978-79.....Lincoln Park, Mich.
**** Schrader, Lindsay, 2005-10.....Bartlett, Ill.
**** Schueth, Mary Beth, 1981-85.....Indianapolis, Ind.
**** Schwartz, Annie, 1986-89.....Ann Arbor, Mich.
**** Severe, Le'Tania, 2000-04.....Pembroke Pines, Fla.
**** Sieron, Kelley, 1997-01.....Edina, Minn.
Skieresz, Mickey, 1993-95.....Westlake Village, Calif.
Smith, Ann, 1977-78.....Middletown, Ohio
* Smith, Chandraica, 2005-06.....Stone Mountain, Ga.
* Smith, Dionne, 1989-93.....Indianapolis, Ind.
Smith, Theresa, 1980-81.....West Islip, N.Y.
* Solomon, Erica, 2008-10.....Charleston, W.Va.
Sullivan, Eunice, 1977-78.....Evanston, Ill.
**** Swanson, Karen, 1999-03.....Westlake, Ohio



DIONDRA TONEY
Averaged a career-best 10.2 ppg. during both her sophomore and junior seasons.

* Thompson, Diamond, 2013-present.....Wheaton, Ill.
* Thompson, Vonnice, 1983-85.....Saginaw, Mich.
*** Toney, Diondra, 1985-89.....Chicago, Ill.
Tranel, Jenni, 1988-89.....Billings, Mont.
Trezza, Christine, 2005-06.....Staten Island, N.Y.
**** Tsipis, Amanda, 2004-08.....Perry, Ohio
**** Turner, Kaila, 2009-13.....Joliet, Ill.



COQUESE WASHINGTON
Former Fighting Irish associate head coach and current Penn State head coach who led the team in steals from 1989-93 and ranks third in school history with 307 career thefts.

**** Washington, Coquese, 1989-93.....Flint, Mich.
* Watson, Kellie, 2008-09.....Ionia, Mich.
* Weese, Anne, 2002-04.....Salina, Kan.
* Wicks, Kelsey, 2001-03.....Gillette, Wyo.
**** Williamson, Erica, 2006-10.....Charlotte, N.C.
** Willis, Lavetta, 1984-87.....Wayne, Mich.
*** Wright, Markisha, 2011-present.....Des Moines, Iowa

*Current players listed in **boldface**
Class years listed by fall of first year through spring of last year*

INTRODUCTION

2014-15 SEASON PREVIEW

STUDENT-ATHLETES

COACHING STAFF

2014-15 OPPONENTS

2013-14 SEASON IN REVIEW

RECORDS

HISTORY

139



All-Time Numerical Roster



Sharpshooting guard Jeneka Joyce was the first player to wear No. 5 for the Irish, sporting that number from 2000-04.

00

Ruth Riley (1997-01)

1

Tulyah Gaines (2004-08)
Erica Solomon (2008-10)

2

Charel Allen (2004-08)
Veronica Badway (2010-11)

3

Kristin Knapp (1990-94)
Mollie Peirick (1994-98)
Ericka Haney (1998-02)
Susie Powers (2003-05)
Whitney Holloway (2011-present)

4

Audrey Gomez (1992-93)
Le'Tania Severe (2000-04)
Skylar Diggins (2009-13)

5

Jeneka Joyce (2000-04)
Madison Cable (2011-12)
Kristina Nelson (2013-present)

10

Beth Conlink (1977-78)
Maggie Lally (1978-81)
Janice Monagle (1981-83)
Dava Newman (1983-84)
Mary Gavin (1984-88)
Maureen Nelligan (1988-89)
Kara Leary (1990-94)
Adrienne Jordan (1994-97)
Jill Krause (2001-03)
Kellie Watson (2008-09)

11

Carol Lally (1977-79)
Tricia McManus (1980-81)
Cathy O'Brien (1982-83)
Mickey Skieresz (1983-85)
Cathy Emigholz (1986-87)
Sara Liebscher (1987-91)
Audrey Gomez (1991-92)
Jeannine Augustin (1993-97)
Sherisha Hills (1998-99)
Karen Swanson (1999-03)
Amanda Tsipis (2004-08)
Natalie Achonwa (2010-14)

12

Eunice Sullivan (1977-78)
Molly Cashman (1978-79)
Tricia McManus (1979-80)
Kara O'Malley (1980-81)
Lynn Ebben (1982-86)
Carol Elliot (1988-89)
Dionne Smith (1991-92)
Katryna Gaither (1993-97)
Danielle Green (1997-00)
Teresa Borton (2001-05)
Fraderica Miller (2008-12)
Taya Reimer (2013-present)

13

Michelle O'Haren (1977-78)
Missy Conboy (1978-82)
Trena Keys (1982-86)
Danielle Green (1995-96)
Megan Duffy (2002-06)

14

Carola Cummings (1977-79)
Sheila Liebscher (1979-81)
Vonnie Thompson (1983-84)
Lisa Kuhns (1985-90)
Devereaux Peters (2007-12)

15

Renee Antolik (1978-80)
Molly Ryan (1980-81)
Lisa Brown (1982-84)
Carol Elliot (1986-88)
Dionne Smith (1992-93)
Kaila Turner (2009-13)
Lindsay Allen (2013-present)

20

Byrne Murphy (1977-78)
Kelly Hicks (1978-80)
Laura Curliss (1980-81)
Mary Beth Schueth (1981-85)
Molly Mahoney (1986-87)
Karen Robinson (1987-91)
Sheila McMillen (1995-99)
Ashley Barlow (2006-10)

21

Ann Smith (1977-78)
Janey Schlaff (1978-79)
Molly Cashman (1979-80)
Debbi Hensley (1981-83)
Diondra Toney (1985-89)
Coquese Washington (1989-93)
Beth Morgan (1993-97)
Jacqueline Batteast (2001-05)
Chandrica Smith (2005-06)
Natalie Novosel (2008-12)
Kayla McBride (2012-14)

22

Carrie Rooney (1977-78)
Patricia O'Brien (1978-79)
Shari Matvey (1980-83)
Mary Borkowski (1983-84)
Kathy Brommeland (1984-87)
Comalita Haysbert (1988-89)
Sherri Orlosky (1990-94)
Heather Gossard (1994-95)
Alicia Ratay (1999-03)
Brittany Mallory (2007-12)
Madison Cable (2012-present)

23

Kelly Hicks (1977-78)
Tricia McManus (1978-79)
Theresa Smith (1980-81)
Laura Dougherty (1981-85)
Comalita Haysbert (1989-91)
Michelle Marciniak (1991-92)
Stacy Fields (1992-96)
Niele Ivey (1996-97)
Monique Hernandez (1999-02, 2004)
Melissa Lechlitner (2006-10)
Kayla McBride (2010-12)
Michaela Mabrey (2012-present)



24

Pat Meyer (1977-79)
Janice Crowe (1979-80)
Theresa Mullins (1980-84)
Kathy Barron (1984-88)
Deb Fitzgerald (1988-89)
Andrea Alexander (1990-94)
Kelsey Wicks (2001-03)
Lindsay Schrader (2005-10)
Hannah Huffman (2012-present)

25

Marge Meagher (1977-78)
Ruth Kaiser (1981-85)
Deb Fitzgerald (1989-92)
Jenny Layden (1992-94)
Christy Grady (1996-97)

30

Kathy Lew (1977-78)
Martha McLean (1978-79)
Janice Crowe (1980-81)
Lavetta Willis (1983-87)
Cathy Ernigholz (1987-89)
Dionne Smith (1989-90)

31

Cynthia Battel (1978-79)
Patti O'Brien (1979-80)
Debbi Hensley (1980-81)
Letitia Bowen (1991-95)
Amanda Barksdale (1999-02)
Danielle Ben-Tsulun (2006-07)

32

Jane Politiski (1977-78, 1979-80)
Jenny Klauke (1980-84)
Vonnice Thompson (1984-85)
Comalita Haysbert (1991-92)
Susan Atchinson (1992-94)
Julie Henderson (1996-00)
Breona Gray (2003-07)
Becca Bruszewski (2007-11)

33

Shari Matvey (1979-80)
Denise Basford (1982-86)
Annie Schwartz (1986-90)
Majenica Rupe (1990-93)
Rosanne Bohman (1993-97)
Niele Ivey (1997-01)
Katy Flecky (2001-04)
Melissa D'Amico (2004-08)
Diamond Thompson (2013-present)

34

Jane Politiski (1978-79)
Janice Crowe (1981-82)
Julie Garske (1986-87)

Majenica Rupe (1989-90)
Kelly Heath (1994-95)
Heather Gossard (1995-96)
Crystal Erwin (2003-07)
Markisha Wright (2011-present)

35

Kelly Heath (1994-95)
Mary Leffers (1997-98)

40

Regina Robillard (1977-78)
Carey Poor (1994-96)
Diana Braendly (1997-99)

41

Imani Dunbar (1997-01)
Courtney LaVere (2002-06)
Mary Forr (2010-11)

42

Molly Cashman (1977-78)
Carrie Bates (1981-85)
Krissi Davis (1989-91)
Carey Poor (1992-94)
Kari Hutchinson (1994-98)

43

Maggie Lally (1977-78)

44

Heidi Bunek (1985-89)
Katura "Tootie" Jones (1990-94)
Meaghan Leahy (1997-01)
Allison Bustamante (2001-02)
Anne Weese (2002-04)
Alena Christiansen (2008-10)
Ariel Braker (2010-14)

45

Diana Braendly (1995-96)

50

Krissi Davis (1987-89)
Kelley Siemon (1997-01)

52

Sandy Botham (1984-88)
Margaret Nowlin (1988-92)
Erica Williamson (2006-10)

55

Beth Morrison (1984-87)
Jenni Tranel (1988-89)

*Current players listed in **boldface**
Class years listed by fall of first year through spring
of last year (must have played in one game to appear)*

ALL-TIME CAPTAINS

1977-78	Carol Lally, Marge Meagher
1978-79	Molly Cashman, Carol Lally
1979-80	Molly Cashman, Jane Politiski
1980-81	Maggie Lally
1981-82	Missy Conboy
1982-83	Debbi Hensley, Theresa Mullins
1983-84	Theresa Mullins, Mary Beth Schueth
1984-85	Laura Dougherty, Mary Beth Schueth
1985-86	Lynn Ebben, Trena Keys
1986-87	game captains
1987-88	Sandy Botham, Kathy Brown, Mary Gavin
1988-89	Heidi Bunek, Lisa Kuhns
1989-90	Lisa Kuhns, Karen Robinson
1990-91	Krissi Davis, Sara Liebscher, Karen Robinson
1991-92	Margaret Nowlin Coqueuse Washington
1992-93	Kara Leary, Coqueuse Washington
1993-94	Letitia Bowen, Kara Leary
1994-95	Letitia Bowen, Carey Poor
1995-96	Beth Morgan, Carey Poor
1996-97	Jeannine Augustin, Beth Morgan, Mollie Peirick
1997-98	Sheila McMillen, Mollie Peirick
1998-99	Sheila McMillen
1999-00	Julie Henderson, Niele Ivey
2000-01	Niele Ivey, Ruth Riley
2001-02	Ericka Haney
2002-03	Alicia Ratay, Le'Tania Severe
2003-04	Le'Tania Severe
2004-05	Jacqueline Batteast, Teresa Borton, Megan Duffy
2005-06	Megan Duffy, Courtney LaVere
2006-07	Tulyah Gaines, Breona Gray
2007-08	Charel Allen, Tulyah Gaines, Amanda Tsipis
2008-09	Ashley Barlow, Melissa Lechlitrer, Lindsay Schrader
2009-10	Ashley Barlow, Melissa Lechlitrer, Lindsay Schrader
2010-11	Becca Bruszewski, Brittany Mallory
2011-12	Brittany Mallory, Natalie Novosel, Devereaux Peters
2012-13	Skylar Diggins, Kaila Turner
2013-14	Natalie Achonwa, Ariel Braker, Kayla McBride
2014-15	Whitney Holloway, Michaela Mabrey, Markisha Wright

INTRODUCTION

2014-15 SEASON PREVIEW

STUDENT-ATHLETES

COACHING STAFF

2014-15 OPPONENTS

2013-14 SEASON IN REVIEW

RECORDS

HISTORY

141

Year-By-Year Results



Members of the 1978-79 Irish team included Maggie Lally (#10), Cynthia Battel (#31), Janet Schlaf (#21), Renee Antolik (#15), Molly Cashman (#12) and Carola Cummings (#14).

1977-78 (13-4)

Coach: Sharon Petro

Captains: Carol Lally, Marge Meagher

Home: 5-1, Away: 6-2, Neutral: 2-1

Dec.	3	Valparaiso	W	48-41	H
	6	St. Joseph's (Ind.)	W	79-67	A
Jan.	18	Purdue-Calumet	W	50-46	A
	24	IPFW	W	68-39	H
Feb.	31	Grace	W	68-25	H
	3	Marquette	L	41-66	A
	6	Saint Mary's (Ind.)	W	61-51	H
	9	Manchester	W	74-49	A
	11	Northern Illinois	L	58-65	H
	13	Goshen	W	62-57	A
	15	Indiana Tech	W	68-51	A
	18	Marion	W	62-50	H
	20	Saint Mary's (Ind.)	W	69-59	A
	24	Huntington *	W	62-52	N
	25	St. Francis (Ind.) *	W	61-45	N
Mar.	4	Vincennes #	L	69-73	N
	5	St. Joseph's (Ind.) #	L	64-65	A

* - North District Tournament at Rensselaer, Ind.; # - IAAIW Tournament at Rensselaer, Ind.

1978-79 (16-6)

Coach: Sharon Petro

Captains: Molly Cashman, Carol Lally

Home: 5-0, Away: 5-5, Neutral: 6-1

Nov.	1	Clark	W	81-51	H
	6	Illinois	L	60-81	A
Dec.	1	Valparaiso	W	57-43	A
	9	Huntington *	W	74-66	A
	9	Valparaiso *	W	66-52	N
	11	Saint Mary's (Ind.)	W	71-54	H
Jan.	12	Northern Illinois #	W	62-60	A
	12	Upper Iowa *	W	71-49	N
	13	Chicago State #	W	78-55	N
	20	Michigan	L	66-93	A
	22	Valparaiso	W	57-43	H
	24	IPFW	W	49-41	A
	27	Saint Mary's (Ind.)	W	70-43	A
	30	DePaul	L	53-82	A

Feb.	3	Marquette	W	60-57	H
	10	Goshen	W	68-64	H
	13	St. Joseph's (Ind.)	L	62-67	A
	16	Marion	L	63-65	A
	22	Valparaiso %	W	52-49	N
	23	Saint Mary's (Ind.) %	W	61-49	N
	24	Rensselaer (Ind.) %	W (ot)	70-69	N
Mar.	3	Franklin @	L	64-69	N

* - Huntington Tournament at Huntington, Ind.; # - Northern Illinois Tournament at DeKalb, Ill.; % - North District Tournament at Rensselaer, Ind. (St. Joseph's); @ - IAAIW Tournament at Terre Haute, Ind.

1979-80 (20-10)

Coach: Sharon Petro

Captains: Molly Cashman, Jane Politiski

Home: 5-4, Away: 6-3, Neutral: 9-3

Nov.	30	Marion *	W	68-60	N
Dec.	1	Cedarville *	W	73-60	N
	4	Saint Mary's (Ind.)	W	81-45	A
	8	Michigan	L (ot)	60-66	H
Jan.	11	SIU-Edwardsville #	W	65-51	N
	11	Chicago State #	W	68-61	N
	12	Northeast Missouri State #	L	43-77	N
	14	South Dakota	L	61-76	A
	16	St. Joseph's (Ind.)	W	72-64	H
	18	St. Ambrose	W	54-52	H
	20	Saint Louis	L	49-65	H
	22	Valparaiso	W	65-55	A
	24	Chicago	W	70-61	A
	26	Mount St. Joseph	W	78-76	H
	30	Saint Mary's (Ind.)	W	73-56	H
Feb.	2	Marquette	L	46-67	H
	7	Purdue-Calumet	W	79-38	H
	9	Goshen	W	52-49	A
	12	Huntington	W	70-64	A
	15	Marion	L	61-62	H
	19	Illinois-Chicago	L	59-71	A
	23	Grace %	W	61-45	N
	23	Goshen %	W	61-54	N
	29	Huntington @	W	52-46	N

Mar.	1	Goshen @	W	80-66	N
	6	Greenville !	W	55-51	N
	7	Adrian !	L	59-73	N
	8	Spring Arbor !	L	56-61	N
	12	Pacific Lutheran \$	W	57-48	A
	15	Wisconsin-La Crosse \$	L	57-80	A

* - Taylor Invitational at Upland, Ind.; # - Huskie Invitational at DeKalb, Ill.; % - North District Tournament at Angola, Ind.; @ - Indiana Division III State Tournament at Notre Dame, Ind. (Saint Mary's); ! - AIAW Midwest Regional at Upland, Ind.; \$ - AIAW National Tournament

1980-81 (10-18)

Coach: Mary DiStanislaio

Captain: Maggie Lally

Home: 6-7, Away: 1-6, Neutral: 3-5

Nov.	22	South Dakota	L	60-67	H
Dec.	1	Butler	L	51-60	H
	6	Concordia	W	82-51	H
	8	Saint Mary's (Ind.)	W	71-52	H
	11	St. Francis (Ill.)	L	54-57	H
	19	Iona *	W	69-65	N
	20	Delaware *	L	56-70	N
Jan.	4	Davidson #	W	85-37	N
	6	Villanova	L	57-70	A
	10	Marquette	L	56-62	A
	14	Taylor	W	77-71	H
	17	Miami (Ohio)	L	53-93	H
	18	Illinois-Chicago	L	61-78	H
	22	Valparaiso	W	57-48	H
	28	Saint Mary's (Ind.)	W	59-44	A
	31	South Carolina (15)	L	48-124	H
Feb.	5	Goshen	W	86-44	H
	7	St. Ambrose	W	56-49	H
	11	Ball State	L	61-79	A
	17	St. Joseph's (Ind.)	L	64-84	A
	20	Michigan	L	65-96	A
	22	Virginia (17)	L	40-68	N
	26	Michigan State	L	45-76	A
	28	Illinois	L	53-88	H
Mar.	6	Ball State @	L	69-76	N
	20	Alaska-Anchorage !	W	59-58	N
	21	San Diego State !	L	34-71	N
	22	Hawaii !	L	55-61	N

* - Penn Holiday Tournament at Philadelphia, Pa.; # - game played at Charlotte, N.C.; @ - AIAW State Tournament at Bloomington, Ind.; ! - Northern Lights Tournament at Anchorage, Alaska

NOTE: First season as Division I program

1981-82 (16-9)

Coach: Mary DiStanislaio

Captain: Missy Conboy

Home: 9-4, Away: 4-4, Neutral: 3-1

Dec.	2	St. Joseph's (Ind.)	W	78-44	H
	5	UCLA (8)	L	45-50	H
	8	Saint Mary's (Ind.)	W	92-29	H
	10	Butler	L	58-67	A
	12	Northern Illinois	W	67-52	H
	18	Pennsylvania *	W	62-47	A
	19	Mount St. Mary's *	L	44-57	N
Jan.	2	Missouri	W	60-53	N
	9	Creighton %	W	69-48	N
	10	Marquette %	W	50-36	N
	13	St. Francis (Ill.)	W	61-57	A
	17	SMU	W	76-60	H
	21	Valparaiso	W	84-27	A
	24	Michigan	W	71-48	H
	28	Ball State	W	60-57	H
	30	Marquette	W	60-43	H



Feb.	5	Mount St. Joseph	W	70-54	A
	6	Miami (Ohio)	L	61-65	A
	10	Taylor	W	79-41	H
	13	Cincinnati	W	67-58	H
	16	Illinois	L	53-83	A
	20	South Carolina (15)	L	54-76	A
	25	Nebraska	L (ot)	88-98	H
	27	DePaul	L	55-60	H
Mar.	6	Michigan State	L	59-68	H

* – Penn Holiday Classic at Philadelphia, Pa.; % – Saint Catherine's Tournament at Minneapolis, Minn.

1982-83 (20-7)

Coach: Mary DiStanislao

Captains: Debbi Hensley, Theresa Mullins

Home: 11-2, Away: 9-3, Neutral: 0-2

Nov.	26	UCLA *	L	54-82	N
	27	Rutgers (14) *	L	74-81	N
Dec.	2	Butler	W	80-73	H
	4	St. Francis (Ill.)	W	86-42	H
	8	Western Michigan	W	68-62	A
	10	Miami (Ohio)	W	64-59	H
	12	Michigan	W	62-58	A
	15	Eastern Michigan	W	75-58	H
	30	East Carolina	W	52-50	H
Jan.	3	Villanova	W	72-68	A
	6	Georgetown	W	78-68	A
	8	Maryland (3)	L	62-84	A
	13	Augustana	W	87-66	H
	16	Alabama	L	56-71	H
	21	Detroit	W	78-61	A
	23	Illinois-Chicago	W	88-61	A
	27	Arizona State (14)	L	57-82	A
	30	UCLA (16)	L	53-84	A
Feb.	4	Loyola (Ill.)	W	80-61	H
	6	Iowa State	W	69-58	H
	11	Louisiana Tech	L	39-81	H
	18	Bradley	W	68-57	A
	19	Illinois State	W	48-47	A
	25	Marquette	W	74-50	A
	27	DePaul	W	52-50	A
Mar.	6	Dayton	W (ot)	68-64	H
	9	Indiana	W (ot)	63-61	H

* – Orange Crush Classic at Chicago, Ill.

1983-84 (14-14, 6-4 NORTH STAR)

Coach: Mary DiStanislao

Captains: Theresa Mullins,

Mary Beth Schueth

Home: 9-5, Away: 5-8, Neutral: 0-1

Nov.	22	Marquette	W	96-63	H
	25	Tennessee *	L	56-71	H
	26	Maryland (8) *	L	57-75	H
Dec.	3	UCLA	W	70-61	H
	7	Northwestern	L	74-78	A
	9	Michigan	W	66-50	H
	14	Western Michigan	W	75-54	H
	21	Central Michigan	L	69-72	H
	29	Old Dominion (10) #	L	57-71	N
	30	Boston College #	L	55-59	A
Jan.	5	East Carolina	W	66-50	A
	7	Xavier	W	85-68	A
	12	Louisiana Tech (1)	L	56-83	A
	15	SMU	L	63-64	A
	18	Loyola (Ill.)	L	56-59	H
	21	DePaul	L	46-62	A
	27	Evansville	W	77-56	H
	30	DePaul	W	78-62	H



Shari Matvey became the first player in Notre Dame history to score 1,000 career points, reaching that milestone with 11 points in a win over Missouri on Jan. 2, 1982.

Feb.	3	Michigan State	L	72-73	A
	8	Illinois State	L	59-61	H
	11	Villanova	W	85-79	H
	14	Detroit	W	72-67	H
	18	Detroit	L	80-85	A
	25	Xavier	W	91-77	H
	27	Illinois-Chicago	W	77-58	A
Mar.	3	Dayton	W	63-57	A
	8	Loyola (Ill.)	L	53-64	A
	10	Evansville	W	80-68	A

* – Notre Dame Thanksgiving Classic at Notre Dame, Ind.; # – Nike Christmas Classic at Chestnut Hill, Mass.

1984-85 (20-8, 13-1 NORTH STAR)

Coach: Mary DiStanislao

Captains: Laura Dougherty,

Mary Beth Schueth

Home: 11-1, Away: 9-6, Neutral: 0-1

Nov.	24	Tennessee (14)	L	57-62	A
	26	Purdue	L	59-62	H
	30	Eastern Michigan	W	70-59	A
Dec.	2	Michigan	L	64-75	A
	5	Western Michigan	W	76-46	H
	8	Georgetown	W	72-49	H
	12	Northern Illinois	W	71-60	A
	20	Michigan State	W	71-59	H
	30	UCLA	L	51-78	A
Jan.	2	USC	L	53-69	N
	6	LaSalle	L	66-71	A
	9	Maryland	W	49-40	A
	14	Illinois-Chicago	W	70-49	H
	19	Detroit	W	76-62	A
	27	DePaul	L	64-72	A
	30	Butler	W	79-40	A
Feb.	1	Evansville	W	74-53	H
	5	Dayton	W	81-66	A
	9	Xavier	W	107-61	H
	13	Alabama	L	62-67	A
	17	Detroit	W	66-53	H
	20	Loyola (Ill.)	W	84-59	H
	24	DePaul	W	68-57	H

	26	Loyola (Ill.)	W	64-63	A
	28	Butler	W	99-36	H
Mar.	3	Evansville	W	72-70	A
	6	Dayton	W	72-57	H
	9	Xavier	W	78-50	A

1985-86 (23-8, 13-1 NORTH STAR)

Coach: Mary DiStanislao


Captains: Lynn Ebben, Trena Keys

Home: 9-4, Away: 11-2, Neutral: 3-2


Nov.	30	Purdue	L	54-71	A
Dec.	2	Western Michigan	W	94-65	A
	5	Michigan	W	76-71	H
	9	Tennessee (11)	L	63-71	H
	13	Marquette	W	90-46	A
	15	Northern Illinois	W	88-65	H
	21	UCLA	L	67-73	H
Jan.	3	James Madison *	L	51-53	N
	4	Southwest Texas State *	W	68-43	N
	5	Miami *	W	59-53	A
	9	Rutgers (18)	L	61-69	A
	13	Marquette	W	75-42	H
	17	Detroit	W	72-58	H
	19	Boston University	L	72-74	H
	23	Loyola (Ill.)	W	75-54	H
	26	DePaul	W	55-53	H
	29	Butler	W	91-40	A
Feb.	2	Evansville	W	76-55	A
	5	Dayton	L	58-61	H
	8	Xavier	W	104-57	H
	10	Illinois-Chicago	W	67-42	A
	15	Detroit	W	67-56	A
	21	Loyola (Ill.)	W	79-67	A
	23	DePaul	W	73-58	A
	26	Butler	W	77-48	H
	28	Evansville	W	73-57	H
Mar.	6	Xavier	W	76-43	A
	8	Dayton	W	66-62	A
	20	U.S. International #	W	86-61	N
	21	Idaho #	L (ot)	65-67	N
	22	Duke #	W	74-67	N

* – Burger King Classic at Coral Gables, Fla.; # – NWIT at Amarillo, Texas

Year-By-Year Results



Sandy Botham was a first-team all-North Star Conference selection as a sophomore in 1985-86 after ranking sixth in the nation with a .639 field-goal percentage.



Annie Schwartz averaged 9.1 points and 4.7 rebounds per game as a freshman in 1986-87. She made 19 starts in the 27 games she played.



Diondra Toney was one of three Irish players who scored in double figures during the 1987-88 season, as she averaged 10.1 points per game.

1986-87 (12-15, 4-2 NORTH STAR)

Coach: Mary DiStanislaio

Captains: Game Captains

Home: 7-6, Away: 5-6, Neutral: 0-3

Nov. 29	Rutgers (6)	L	50-71	H
Dec. 5	Texas (1) *	L	59-84	A
6	Colorado *	L	53-76	N
9	Indiana	L	71-80	H
13	Loyola (Ill.)	W	65-62	H
20	St. Ambrose	W	66-50	H
30	Oklahoma #	L	54-57	N
31	Montana #	L	48-50	N
Jan. 3	Loyola Marymount	W	78-40	A
5	UCLA	L (ot)	65-67	A
10	Maryland (20)	L	48-69	H
13	Northern Illinois	L	71-81	A
18	DePaul	L	68-80	H
20	Cleveland State	W	85-68	H
24	Saint Joseph's (Pa.)	L	57-71	A
28	Dayton	L	54-55	H
31	Marquette	W	95-60	H
Feb. 3	Western Michigan	W	65-58	H
7	Miami	L	61-62	H
11	Detroit	L	86-94	A
14	Tennessee (7)	L	55-90	A
18	Illinois-Chicago	W	90-53	H
21	DePaul	W	53-44	A
24	Northern Illinois	W	82-66	H
28	Marquette	W	77-53	A
Mar. 1	Wisconsin	W	80-70	A
7	Dayton	W	59-48	A

* - Texas Classic at Austin, Texas; # - Seattle Times Classic at Seattle, Wash.

1987-88 (20-8, 7-3 NORTH STAR)

Coach: Muffet McGraw

Captains: Kathy Barron, Sandy Botham,

Mary Gavin

Home: 9-2, Away: 9-6, Neutral: 2-0

Nov. 28	Loyola (Ill.)	W	67-61	A
30	Northwestern	W	69-49	H
Dec. 4	Wisconsin-Green Bay *	L	65-69	A
5	BYU *	W	81-69	N
9	Oakland	W	100-51	H
12	St. Ambrose	W	86-73	H
19	Valparaiso	W	93-60	H
21	Indiana	L	59-62	A
28	Fairfield #	W	75-62	N
29	Villanova #	L	55-56	A
Jan. 4	Virginia (7)	L	59-79	A
7	Miami (Fla.)	W	83-68	A
14	Northern Illinois	W	89-66	H
16	Syracuse	W	81-64	H
20	DePaul	L	77-80	A
24	Michigan State	W	57-55	A
26	Marquette	W	88-51	H
Feb. 3	Tennessee (4)	L	71-91	H
6	Duke (17)	W	78-66	A
11	Detroit	W	79-51	H
13	Dayton	W	60-58	H
17	Cleveland State	W	87-69	A
20	Marquette	W	79-69	A
25	Valparaiso	W	91-56	A
28	DePaul	L	68-69	H
Mar. 2	Illinois-Chicago	W	79-50	A
9	Northern Illinois	L	74-95	A
12	Dayton	W	77-64	A

* - Phoenix Classic at Green Bay, Wis.; # - Wildcat Tournament at Villanova, Pa.

1988-89 (21-11, 12-2 MCC)

Coach: Muffet McGraw

Captains: Heidi Bunek, Lisa Kuhns

Home: 10-1, Away: 6-6, Neutral: 5-4

Nov. 29	Northwestern	W	75-63	A
Dec. 2	Georgetown *	L	60-70	N
3	Arizona *	W (ot)	85-81	N
7	Marquette	W	70-66	H
19	Toledo	W	77-70	H
29	James Madison #	L	49-65	N
30	Youngstown State #	W	61-50	N
Jan. 3	Indiana	W	56-49	H
8	Vanderbilt	L	64-86	A
10	Old Dominion	L	65-82	H
12	Evansville	W	75-65	A
14	Saint Louis	W	79-54	A
19	Detroit	W	76-67	H
21	Butler	W	61-40	A
24	DePaul	L	62-83	A
26	Xavier	W	66-52	H
28	Dayton	W	72-57	H
Feb. 2	Detroit	W	71-57	A
4	Syracuse	L	56-63	A
9	Evansville	W	71-55	H
11	Saint Louis	W	78-34	H
18	Loyola (Ill.)	L	77-108	A
20	Tennessee (2/2)	L	43-98	A
23	Dayton	L	55-67	A
25	Xavier	W	69-56	A
Mar. 2	Loyola (Ill.)	W	77-57	H
5	Butler	W	88-65	H
10	Evansville %	W	75-66	N
11	Loyola (Ill.) %	W	75-53	N
23	Toledo @	L	62-85	N
24	DePaul @	L	69-77	N
25	Richmond @	W	51-46	N


* - Investors Women's Classic at Richmond, Va.; # - Saint Joseph's (Pa.) Invitational at Philadelphia, Pa.; % - MCC Tournament at Dayton, Ohio; @ - NWIT at Amarillo, Texas



Heidi Bunek, a captain for the Irish in 1988-89, finished her career with a sparkling .604 field goal percentage, averaging 14.5 points per game and tallying 1,202 points (still among the top 25 scorers in school history).



Coquese Washington started 15 times as a freshman point guard for the Irish in 1989-90, averaging 6.8 points and 3.9 assists per game.



Margaret Nowlin averaged 11 points and 7.6 rebounds per game in 1990-91, helping Notre Dame win the third of four consecutive Midwestern Collegiate Conference titles.

1989-90 (23-6, 16-0 MCC)**Coach: Muffet McGraw****Captains: Lisa Kuhns, Karen Robinson****Home: 10-3, Away: 11-3, Neutral: 2-0**

Nov. 24	Liberty *	W	113-35	N
25	Central Florida *	W	81-61	A
Dec. 3	Tennessee (1/1)	L	54-77	H
6	Indiana	W	75-67	A
9	Marquette	W	87-67	A
13	Michigan State	L	48-64	H
22	UCLA	W	61-60	H
29	Temple	L	61-70	A
Jan. 4	Vanderbilt (20/24)	W	77-63	H
6	Toledo	L	69-70	A
9	Butler	W	74-59	H
12	Old Dominion (21/23)	L	61-62	A
16	Loyola (Ill.)	W	85-72	H
18	Marquette	W	81-64	H
23	Dayton	W	85-60	A
25	Xavier	W	92-59	A
27	DePaul	L	64-71	H
29	Evansville	W	79-45	H
Feb. 1	Saint Louis	W	84-50	H
3	Evansville	W	70-58	A
6	Loyola (Ill.)	W	75-63	A
13	Butler	W	59-46	A
15	Detroit	W	99-58	H
20	Saint Louis	W	78-48	A
26	Xavier	W	85-61	H
Mar. 1	Dayton	W	76-47	H
6	Detroit	W	86-72	A
9	Dayton #	W	67-59	A
10	Butler #	W	67-66	N

* - Rotary Classic at Orlando, Fla.; # - MCC Tournament at Dayton, Ohio

1990-91 (23-9, 15-1 MCC)**Coach: Muffet McGraw****Captains: Krissi Davis, Sara Liebscher,****Karen Robinson****Home: 11-2, Away: 10-4, Neutral: 2-3**

Nov. 26	Evansville	W	83-65	H
30	UCLA	L	75-89	A
Dec. 2	Stanford (6/6)	L	67-97	A
6	Indiana	L	76-79	H
8	Syracuse	W	71-66	H
13	Texas Christian	W	78-67	H
21	Marquette	W	109-56	H
28	Louisiana Tech (11/11) *	W	71-66	N
29	Saint Joseph's (Pa.) *	W	72-53	A
Jan. 3	(25) Detroit	W	87-53	H
7	(24) Butler	W	80-64	A
11	(24/25) DePaul	W	81-66	A
15	(22/22) Loyola (Ill.)	W	66-55	A
19	(22/22) Marquette	W	91-73	A
21	(20/22) Dayton	W	79-49	H
29	(19/18) Xavier	W	74-50	H
31	(19/18) Saint Louis	W	97-48	A
Feb. 2	(19/18) Evansville	W	73-56	A
5	(20/19) Loyola (Ill.)	W	81-61	H
9	(20/19) Tennessee (5/5)	L	71-88	A
12	(20/20) Butler	W	94-62	H
14	(20/20) Detroit	W	87-62	A
17	(20/20) Miami (Ohio)	L	65-69	H
19	(22/22) Saint Louis	W	87-47	H
23	(22/22) Old Dominion	W	70-58	H
28	(22/22) Dayton	L	76-79	A
Mar. 2	(22/23) Xavier	W	69-53	A
8	Dayton #	W	81-61	A
9	Butler #	W	62-52	N
21	Santa Clara %	L	65-81	N
22	Louisville %	L	75-80	N
23	Northern Illinois %	L	82-84	N

* - Texaco-Hawk Classic at Philadelphia, Pa.; # - MCC Tournament at Dayton, Ohio; % - NWIT at Amarillo, Texas


1991-92 (14-17, 8-4 MCC)**Coach: Muffet McGraw****Captains: Margaret Nowlin, Coquese Washington****Home: 7-7, Away: 5-10, Neutral: 2-0**

Nov. 22	Penn State (3/3)	L	70-86	H
24	Stanford (5/7)	L	76-88	H
27	Marquette	W	83-68	H
Dec. 1	Purdue (11/10)	L	66-80	A
8	Georgia (NR/24)	L (ot)	86-90	A
13	Michigan	L	75-86	A
21	Loyola (Md.)	W	84-49	H
28	Temple	L	69-80	A
31	Syracuse	W	81-60	A
Jan. 5	LaSalle	L	65-86	H
7	Xavier	L	66-69	H
9	Dayton	W (ot)	76-70	H
12	Tennessee (2/3)	L	82-85	H
15	Louisville	L	53-64	H
23	Butler	L	63-77	A
29	Detroit	W	86-70	A
Feb. 1	Loyola (Ill.)	W	78-66	H
6	Xavier	L	86-104	A
8	Dayton	L	62-63	A
11	DePaul	L	49-62	H
13	Evansville	W	78-62	H
20	Detroit	W	66-58	H
22	Butler	W	79-70	H
24	Evansville	W	79-65	A
27	Loyola (Ill.)	W	73-66	A
Mar. 2	LSU	L	62-72	A
7	Old Dominion	L	76-85	A
12	Dayton *	W	74-55	N
13	Detroit *	W	85-44	N
14	Xavier *	W	59-54	A
18	UCLA #	L	72-93	A

* - MCC Tournament at Cincinnati, Ohio; # - NCAA Championship (First Round) at Westwood, Calif.



Year-By-Year Results



Sara Liebscher served as a tri-captain on the 1990-91 Notre Dame squad that earned its first-ever Associated Press top 25 ranking. The Irish peaked at No. 19 that season and earned a trip to the NWIT.

1992-93 (15-12, 11-5 MCC)

Coach: Muffet McGraw

Captains: Kara Leary, Coquese Washington

Home: 8-5, Away: 7-7, Neutral: 0-0

Dec.	1	Marquette	L	62-66	A
	4	Purdue (17)	L	41-74	H
	9	Illinois-Chicago	W	76-71	A
	12	Michigan	W	62-54	H
	19	Loyola (Md.)	W	55-48	A
	21	Georgia (20/20)	L	75-81	H
	30	Georgetown	W (ot)	78-72	H
Jan.	2	LaSalle	L	63-69	A
	4	Tennessee (1/2)	L	48-79	A
	7	Dayton	W	72-60	A
	9	Xavier	W	64-56	A
	14	Detroit	W	80-55	H
	19	Penn State (17/21)	L	66-87	A
	25	DePaul (21)	L	55-71	A
	28	Evansville	L	69-73	A
	30	Butler	L	70-82	A
Feb.	4	LaSalle	W	61-58	H
	6	Duquesne	W	95-67	H
	11	Xavier	L	68-70	H
	13	Dayton	W	92-80	H
	16	Loyola (Ill.)	W	76-50	H
	18	Loyola (Ill.)	W	74-60	A
	20	Detroit	W	68-55	A
Mar.	1	Duquesne	W	91-63	A
	4	Butler	L	69-80	H
	6	Evansville	W	74-62	H
	8	Dayton *	L	74-78	H

* – MCC Tournament at Notre Dame, Ind.

1993-94 (22-7, 10-2 MCC)

Coach: Muffet McGraw

Captains: Letitia Bowen, Kara Leary

Home: 9-5, Away: 10-2, Neutral: 3-0

Nov.	27	Illinois-Chicago	W	93-50	H
Dec.	1	Marquette	W	90-76	H
	4	Wisconsin *	W	77-55	N
	5	Brown *	W	58-54	A
	8	Purdue (22/22)	L	59-66	A
	11	Seton Hall	L	56-62	H
	19	LSU	W	82-80	H
	21	Temple	W	83-51	H
	30	Georgetown	W	83-62	A
Jan.	2	Old Dominion	L	67-76	A
	4	Dayton	W	63-55	A
	7	Tennessee (1/1)	L	70-105	H
	11	DePaul	W	77-63	H
	15	LaSalle	W	92-73	A
	20	Evansville	W	93-48	H
	22	Butler	L	62-65	H
	27	Xavier	W	72-58	H
	29	Detroit	W	80-67	H
Feb.	5	Loyola (Ill.)	W	81-67	A
	10	Butler	W	82-80	A
	12	Evansville	W	89-62	A
	17	LaSalle	L	75-85	H
	21	Louisville	W	69-54	A
	24	Detroit	W	87-76	A
	26	Xavier	W	72-67	A
Mar.	3	Loyola (Ill.)	W	84-75	H
	6	LaSalle #	W	79-55	N
	8	Xavier #	W	72-63	N
	16	Minnesota %	L	76-81	H

* – Brown PowerBar Tournament at Providence, R.I.; # – MCC Tournament at Indianapolis, Ind.; % – NCAA Championship (First Round) at Notre Dame, Ind.

1994-95 (21-10, 15-1 MCC)

Coach: Muffet McGraw

Captains: Letitia Bowen, Carey Poor

Home: 9-2, Away: 9-4, Neutral: 3-4

Nov.	26	Seton Hall (25/25)	L (ot)	60-65	A
	30	Purdue (13/11)	L	83-87	H
Dec.	2	UC Irvine *	W	72-71	A
	3	Alabama (6/6) *	L	87-105	N
	7	Michigan State	L	73-75	H
	27	Colorado (9/9) #	L	70-91	N
	28	Miami (Ohio) #	L	76-79	N
Jan.	2	Dayton	W	80-63	H
	5	Xavier	W	72-63	A
	7	Wright State	W	76-41	A
	9	Cleveland State	W	90-66	H
	14	Detroit	W	67-65	A
	16	DePaul	L	87-96	A
	19	Wright State	W	67-48	H
	21	LaSalle	W	87-65	H
	25	Wisconsin-Green Bay	W	67-56	A
	28	Wisconsin-Milwaukee	W	98-50	H
Feb.	1	Marquette	W	87-66	A
	4	Loyola (Ill.)	W	92-76	A
	10	Butler	W	68-56	H
	12	Illinois-Chicago	W	73-57	H
	16	Cleveland State	W (ot)	83-79	A
	18	LaSalle	L	68-94	A
	23	Northern Illinois	W	58-51	A
	25	Detroit	W	83-62	H

Mar.	1	Xavier	W	86-73	H
	9	Xavier %	W	83-52	N
	10	Northern Illinois %	L	64-87	A
	23	Pacific @	W	88-74	N
	24	Northwestern State @	L	93-103	N
	25	Massachusetts @	W	90-72	N

* – UC/Newport Beach Marriott Classic at Irvine, Calif.; # – Seattle Times Husky Classic at Seattle, Wash.; % – MCC Tournament at DeKalb, Ill.; @ – NWIT at Amarillo, Texas

1995-96 (23-8, 15-3 BIG EAST)

Coach: Muffet McGraw


Captains: Beth Morgan, Carey Poor

Home: 11-1, Away: 8-5, Neutral: 4-2

Nov.	24	Indiana	W	82-73	A
	26	Bowling Green	W	92-67	H
	28	Rutgers	W	66-54	H
Dec.	1	Penn State (12/13) *	L	77-86	N
	2	Washington *	W	80-67	N
	3	Texas A&M (NR/22) *	L (ot)	84-88	N
	8	Marquette	W	84-62	H
	17	Valparaiso	W	90-44	H
	21	Michigan State	L (ot)	83-87	A
Jan.	2	Seton Hall	W (ot)	88-79	A
	4	St. John's	W	74-48	A
	6	Boston College	W	80-51	H
	10	Syracuse	W	91-52	H
	14	Providence	W	90-80	A
	18	Connecticut (3/3)	L	64-87	H
	21	Georgetown	W	92-61	H
	24	St. John's	W	66-53	H
	27	Miami (Fla.)	W	67-50	A



Carey Poor, a two-time co-captain, was Notre Dame's third-leading scorer (8.5 ppg.) and second-leading rebounder (6.0 rpg.) during her senior season in 1995-96.



Jeannine Augustin started 37 out of a possible 38 games during Notre Dame's first NCAA Final Four season in 1996-97.

Feb.	3	Rutgers	L	62-73	A
	7	(24) Pittsburgh	W	90-51	H
	10	(24) Georgetown	W	81-63	A
	14	(25) Villanova	W	72-56	H
	17	(25) Pittsburgh	W	89-51	A
	20	(23/24) Miami (Fla.)	W	86-70	H
	24	(23/24) Connecticut (3/4)	L	79-86	A
	26	(23/24) West Virginia	W	73-55	A
Mar.	3	(23/24) Syracuse !	W	70-55	N
	4	(22/23) Seton Hall !	W	69-58	N
	5	(22/23) Connecticut (2/3) !	L	54-71	A
	15	(21/23) Purdue (15/16) #	W	73-60	N
	17	(21/23) Texas Tech (9/9) #	L	67-82	A

* – Kona Women's Basketball Classic at Kona, Hawaii;
! – BIG EAST Tournament at Storrs, Conn.; # – NCAA Championship (First and Second Rounds) at Lubbock, Texas

1996-97 (31-7, 17-1 BIG EAST)

Coach: Muffet McGraw
Captains: Jeannine Augustin, Beth Morgan,
Mollie Peirick

Home: 11-1, Away: 13-4, Neutral: 7-2

Nov.	15	(20/25) Kent State !	W	66-41	H
	17	(20/25) Iowa (6/6) !	W	61-50	A
	19	(14/17) Tennessee (3/2) #	L	59-72	N
	20	(14/17) N.C. State (8/12) #	W	64-53	N
	23	(14/17) Bowling Green	W	85-70	A
	29	(9/12) Ohio %	W	95-82	N
	30	(9/12) Georgia Tech %	W	76-69	A
Dec.	5	(7/14) Purdue	L	58-73	A
	7	(7/14) Providence	W	91-75	H
	9	(10/17) Wisconsin (19/13)	L	69-81	H
	11	(10/17) Indiana	W	71-63	H
	21	(16/19) Valparaiso	W	75-56	A

Jan.	2	(17/22) Seton Hall	W	87-47	A
	4	(17/22) Ohio State	L	67-74	A
	7	(21/24) Boston College	W	61-57	A
	9	(21/24) West Virginia	W	103-58	H
	12	(21/24) Villanova	W	77-54	A
	15	(21/24) Syracuse	W	72-45	A
	18	(21/24) Pittsburgh	W	65-49	H
	21	(19/22) Rutgers	W	76-61	H
	25	(19/22) Georgetown	W	67-63	H
	29	(19/22) Miami (Fla.)	W	72-71	A
Feb.	2	(19/22) St. John's	W	75-47	A
	6	(15/21) Syracuse	W	90-73	H
	9	(15/21) Connecticut (1/1)	L	49-72	A
	12	(17/18) Boston College	W	91-64	H
	16	(17/18) Providence	W	97-74	A
	19	(16/17) Villanova	W	68-51	H
	22	(16/17) Seton Hall	W	75-61	H
	25	(14/15) West Virginia	W	80-67	A
Mar.	2	(14/15) Rutgers ^	W	86-58	N
	3	(13/15) Georgetown ^	W	84-43	N
	4	(13/15) Connecticut (1/1) ^	L	77-86	A
	15	(15/14) Memphis &	W	93-62	N
	17	(15/14) Texas (14/13) &	W	86-83	A
	22	(15/14) Alabama (8/7) *	W	87-71	N
	24	(15/14) George Washington (22/16) *	W	62-52	N
	28	(15/14) Tennessee (10/11) **	L	66-80	N

! – Preseason WNIT; # – Preseason WNIT Semifinals/
Third-Place Game at Ruston, La.; % – Comfort
Inn Downtown Classic at Atlanta, Ga.; ^ – BIG EAST
Tournament at Storrs, Conn.; & – NCAA Championship
(First and Second Rounds) at Austin, Texas; * – NCAA
Championship (Regional Semifinal and Final) at Columbia,
S.C.; ** – NCAA Women's Final Four (National Semifinal)
at Cincinnati, Ohio

1997-98 (22-10, 12-6 BIG EAST)

Coach: Muffet McGraw
Captains: Sheila McMillen, Mollie Peirick
Home: 12-1, Away: 7-7, Neutral: 3-2

Nov.	18	Butler	W	71-65	H
	22	Duke (19/19)	L	62-80	A
	28	UC Santa Barbara	W	86-75	A
	30	UCLA	W (2ot)	93-91	A
Dec.	3	Rutgers	L	67-80	A
	6	Connecticut (3/2)	L	59-78	H
	8	Wisconsin (17/19)	L	77-89	A
	10	Purdue	W	77-71	H
	13	South Florida	W	73-50	H
	28	San Francisco	W	62-47	H
	31	Pittsburgh	W	66-46	A
Jan.	6	Georgetown	W	69-44	A
	8	Miami (Fla.)	W	75-47	H
	10	St. John's	W	77-57	A
	14	West Virginia	W	86-78	H
	17	Boston College	L	76-78	A
	21	Syracuse	W	87-69	A
	24	Providence	W	109-60	H
	28	Villanova	L	54-70	A
	31	Seton Hall	W	91-35	H
Feb.	3	Miami (Fla.)	L	76-77	A
	12	St. John's	W	76-44	H
	15	Pittsburgh	W	75-60	H
	18	Georgetown	W	80-54	H
	21	Connecticut (2/2)	L	61-73	A
	24	Rutgers	W	71-64	H
	28	St. John's ^	W	94-57	N

Mar.	1	Villanova ^	W	56-48	N
	2	Connecticut (2/3) ^	L	53-73	N
	13	Southwest Missouri State &	W	78-64	A
	15	Texas Tech (6/5) &	W	74-59	A
	21	Purdue (21/22) *	L	65-70	N

^ – BIG EAST Tournament at Piscataway, N.J.; & – NCAA
Championship (First and Second Rounds) at Lubbock, Texas;
* – NCAA Championship (Regional Semifinal) at Lubbock,
Texas

1998-99 (26-5, 15-3 BIG EAST)

Coach: Muffet McGraw
Captain: Sheila McMillen
Home: 12-1, Away: 12-3, Neutral: 2-1

Nov.	14	(17/19) UCLA (6/6)	W	99-82	H
	18	(11/19) Butler	W	71-60	A
	21	(11/19) Duke (6/4)	W	84-57	H
	24	(7/10) Illinois (25/23)	W	101-93	H
	28	(7/10) San Francisco	W	74-43	A
Dec.	2	(6/9) Toledo	W	82-64	H
	8	(6/6) Connecticut (1/1)	L	81-106	H
	12	(6/6) Villanova	W	63-62	H
	19	(6/7) South Florida	W	83-63	A
	21	(7/7) Michigan State	W	75-64	A
	30	(7/7) Boston College	L	65-78	A
Jan.	2	(7/7) Georgetown	W	93-61	A
	7	(9/9) West Virginia	W	111-90	H
	10	(9/9) Providence	W	79-56	H
	16	(9/9) Pittsburgh	W	81-72	A
	20	(9/9) Seton Hall	W	87-47	A
	23	(9/9) St. John's	W	99-60	H
	26	(9/9) Syracuse	W	94-61	A
	30	(7/7) Providence	W	97-59	A
Feb.	3	(6/7) Boston College (20/22)	W	74-59	H
	6	(6/7) Seton Hall	W	77-49	H
	10	(6/6) Villanova	W	74-52	A
	13	(6/6) Rutgers (9/12)	L	57-77	A
	17	(9/9) Syracuse	W	82-60	H
	20	(9/9) West Virginia	W	89-54	A
	23	(10/10) Miami (Fla.)	W	89-62	H
	28	(10/10) Villanova ^	W	83-53	N
Mar.	1	(10/10) Rutgers (7/8) ^	W	68-61	A
	2	(8/9) Connecticut (6/5) ^	L	75-96	N
	13	(8/9) Saint Mary's (Calif.) &	W	61-57	N
	15	(8/9) LSU (21/21) &	L	64-74	A

^ – BIG EAST Tournament at Piscataway, N.J.; & – NCAA
Championship (First and Second Rounds) at Baton Rouge,
La.

1999-00 (27-5, 15-1 BIG EAST)

Coach: Muffet McGraw
Captains: Julie Henderson, Niele Ivey
Home: 15-0, Away: 9-3, Neutral: 3-2

Nov.	20	(7/9) Toledo	W	68-52	A
	27	(6/6) Illinois (15/15)	L	67-77	A
Dec.	1	(11/8) Butler	W	77-57	H
	4	(11/8) North Carolina (9/12) #	W	99-86	N
	5	(11/8) Liberty #	W	85-68	N
	8	(7/6) Purdue (18/16)	L	61-71	A
	11	(7/6) Michigan State	W	84-54	H
	19	(11/7) Florida International	W	68-62	A
	27	(12/8) USC	W	74-59	H
	29	(10/8) Valparaiso	W	88-65	H
Jan.	2	(10/8) Marquette	W	75-60	H
	5	(8/6) West Virginia	W	75-54	H
	8	(8/6) Georgetown	W	82-60	A
	11	(6/6) Seton Hall	W	80-52	H
	15	(6/6) Syracuse	W	71-56	H
	18	(5/6) Pittsburgh	W	67-53	A
	22	(5/6) Miami (Fla.)	W	76-54	A
	26	(5/5) St. John's	W	69-49	A

Year-By-Year Results

	29	(5/5) Georgetown	W	87-56	H
Feb.	1	(5/5) Providence	W	90-60	A
	5	(5/5) Boston College (18/18)	W	72-59	H
	9	(5/5) Pittsburgh	W	81-74	H
	12	(5/5) St. John's	W	94-51	H
	16	(5/5) Villanova	W	70-52	A
	19	(5/5) Rutgers (8/11)	W (ot)	78-74	A
	22	(5/5) Miami (Fla.)	W	83-68	H
	26	(5/5) Connecticut (1/1)	L	59-77	A
Mar.	5	(6/6) Miami (Fla.) ^	W	67-52	N
	6	(5/5) Rutgers (8/10) ^	L (ot)	72-81	N
	17	(5/6) San Diego &	W	87-61	H
	19	(5/6) George Washington (NR/23) &			
			W	95-60	H
	25	(5/6) Texas Tech (11/11) *	L	65-69	N

– Wachovia Women's Basketball Invitational at Richmond, Va.; ^ – BIG EAST Tournament at Storrs, Conn.; & – NCAA Championship (First and Second Rounds) at Notre Dame, Ind.; * – NCAA Championship (Regional Semifinal) at Memphis, Tenn.

2000-01 (34-2, 15-1 BIG EAST)

Coach: Muffet McGraw

Captains: Niele Ivey, Ruth Riley

Home: 15-0, Away: 11-2, Neutral: 8-0

Nov.	17	(6/5) Valparaiso	W	71-46	A
	20	(5/5) Arizona	W	95-65	H
	22	(5/5) Wisconsin (19) #	W	83-56	A
	24	(5/5) Georgia (6/6) #	W	75-73	N
	27	(4/4) Fordham	W	89-44	H
Dec.	3	(4/4) North Carolina \$	W	78-55	N
	6	(4/4) Villanova	W	64-33	H
	9	(4/4) Purdue (6/5)	W	72-61	H
	18	(3/3) Western Michigan	W	84-54	H
	21	(3/3) Marquette	W	75-56	A
	28	(3/3) USC	W	70-61	A
	31	(3/3) Rice	W	80-40	H
Jan.	3	(3/3) Virginia Tech	W	75-64	A
	6	(3/3) Rutgers (9/10)	W	67-46	H
	9	(3/3) St. John's	W	84-49	A
	13	(3/3) Virginia Tech	W	75-55	H
	15	(3/3) Connecticut (1/1)	W	92-76	H
	21	(3/3) Seton Hall	W	72-47	A
	24	(1/1) West Virginia	W	87-64	A
	31	(1/1) Providence	W	64-44	H
Feb.	2	(1/1) Boston College	W	81-65	A
	7	(1/1) Pittsburgh	W	72-58	H
	14	(1/1) Syracuse	W	75-61	A
	17	(1/1) Rutgers (11/14)	L	53-54	A
	20	(2/2) Miami (Fla.)	W	81-43	H
	24	(2/2) Georgetown	W	65-53	H
	27	(2/2) Pittsburgh	W	82-63	A
Mar.	4	(2/2) Georgetown ^	W	89-33	N
	5	(1/1) Virginia Tech ^	W	67-49	N
	6	(1/1) Connecticut (2/2) ^	L	76-78	A
	17	(2/2) Alcorn State &	W	98-49	H
	19	(2/2) Michigan &	W	88-54	H
	24	(2/2) Utah (17/16) *	W	69-54	N
	26	(2/2) Vanderbilt (10/13) *	W	72-64	N
	30	(2/2) Connecticut (1/1) **	W	90-75	N
Apr.	1	(2/2) Purdue (9/8) **	W	68-66	N

– Coaches vs. Cancer Challenge at Madison, Wis.; \$ – Honda Elite 4 Classic at Lake Buena Vista, Fla.; ^ – BIG EAST Tournament at Storrs, Conn.; & – NCAA Championship (First and Second Rounds) at Notre Dame, Ind.; * – NCAA Championship (Regional Semifinal and Final) at Denver, Colo.; ** – NCAA Women's Final Four (National Semifinal and Final) at St. Louis, Mo.



Danielle Green ranks 29th on Notre Dame's all-time scoring list with 1,106 points and turned in her best season in 1998-99, averaging a career-high 14.4 points and 7.2 rebounds per game.

2001-02 (20-10, 13-3 BIG EAST)

Coach: Muffet McGraw

Captain: Ericka Haney

Home: 13-1, Away: 6-7, Neutral: 1-2

Nov.	18	(15/14) Valparaiso	W	42-35	H
	21	(15/15) Colorado State (20/22)	L	66-72	A
	24	(15/15) Arizona	L	70-72	A
	26	(23/23) Army	W	89-57	H
Dec.	2	(23/23) Michigan (16/17) ^	L	63-78	N
	6	Purdue (7/8)	L	57-70	A
	9	USC	W	62-49	H
	12	Western Michigan	W	71-48	H
	22	Marquette	W	60-33	H
	28	Rice	L	61-72	A
	31	DePaul	W	79-50	H
Jan.	2	Miami (Fla.)	W	69-65	A
	5	Providence	W	72-66	H
	9	Seton Hall	W	79-45	H
	12	Villanova	L	59-60	A
	19	Providence	W	69-41	A
	21	Connecticut (1/1)	L	53-80	A
	26	Virginia Tech (16/17)	W	64-57	H
	29	Syracuse	W	71-46	H

Feb.	2	Seton Hall	W	65-60	A
	5	Pittsburgh	W	68-56	A
	10	Boston College (16/18)	W	60-44	H
	13	(23) St. John's	W	66-31	H
	16	(23) Rutgers	W	57-52	A
	19	(22) West Virginia	W	72-63	H
	23	(22) Georgetown	W	86-66	A
	26	(21/25) Villanova	L	45-48	H
Mar.	3	(21/25) Syracuse *	L	79-94	N
	15	New Mexico **	W	58-44	N
	17	Tennessee (6/6) **	L	50-89	A

^ – Women's College Basketball Showcase at Grand Rapids, Mich.; * – BIG EAST Tournament at Piscataway, N.J.; ** – NCAA Championship (First and Second Rounds) at Knoxville, Tenn.

2002-03 (21-11, 10-6 BIG EAST)

Coach: Muffet McGraw

Captains: Alicia Ratay, Le Tania Severe

Home: 9-4, Away: 10-4, Neutral: 2-3

Nov.	26	(10/10) Cleveland State	W	107-65	H
	29	(10/10) USC	W	69-57	A
Dec.	4	(9/9) Valparaiso	W	74-68	A
	7	(9/9) Arizona State #	W	81-52	A
	11	(8/8) DePaul	L	59-75	A
	14	(8/8) Temple	W	84-61	H
	21	(12/11) IPFW	W	82-54	H
	23	(12/11) Colorado State	W	46-45	H
	28	(12/12) Tennessee (5/5)	L	61-77	N
	31	(13/13) Marquette	W	75-68	A
Jan.	4	(13/13) Purdue (7/6)	L	54-71	H
	8	(16/17) West Virginia	W	66-59	A
	11	(16/17) Miami (Fla.)	L	70-80	H
	14	(21/20) St. John's	W	71-42	A
	18	(21/20) Rutgers	L	61-64	H
	20	(21/20) Connecticut (3/2)	L	52-73	H
	25	(NR/23) Villanova (20/24)	W	58-56	A
	29	(NR/24) Boston College (NR/25) L		48-76	A
Feb.	1	(NR/24) West Virginia	W	69-64	H
	5	Georgetown	W	74-49	H
	9	Virginia Tech	L	50-53	A
	12	St. John's	W	76-48	H
	16	Providence	W	67-61	A
	23	Connecticut (1/1)	L	59-77	A
	26	Pittsburgh	W	77-69	H
Mar.	1	Seton Hall	W	62-60	H
	4	Syracuse	W	62-54	A
	8	Pittsburgh ^	W	73-65	N
	9	Villanova (20/18) ^	L	39-50	N
	23	Arizona (22/22) *	W	59-47	N
	25	Kansas State (8/7) *	W	59-53	A
	30	Purdue (10/10) **	L	47-66	N

– AstraZeneca Hoops for the Cure Classic II at Tempe, Ariz.; ^ – BIG EAST Tournament at Piscataway, N.J.; * – NCAA Championship (First and Second Rounds) at Manhattan, Kan.; ** – NCAA Championship (Regional Semifinal) at Dayton, Ohio

2003-04 (21-1, 12-4 BIG EAST)

Coach: Muffet McGraw

Captain: Le Tania Severe

Home: 15-0, Away: 5-9, Neutral: 1-2

Nov.	14	(15/16) Auburn (22/25) #	W	77-64	N
	15	(15/16) Colorado (20/20) #	L (ot)	63-67	A
	21	(20/20) Valparaiso	W	74-57	H
	26	(17/17) Michigan State	L	63-92	A
	30	(17/17) Tennessee (3/3)	L	59-83	A



Dec.	4	Wisconsin	W	82-64	H
	7	Washington	L	74-85	A
	13	Dayton	W	78-41	H
	22	USC	W	73-62	H
	29	Colorado State	W	63-59	A
Jan.	1	Marquette	W	72-64	H
	4	Purdue (7/8) \$	L	63-76	A
	7	Georgetown	L	73-76	A
	10	Virginia Tech (16/15)	W	53-40	H
	13	Connecticut (4/4)	W	66-51	H
	17	West Virginia	L	51-64	A
	21	Syracuse	W	64-35	A
	24	Villanova (23/25)	W	38-36	H
	28	Miami (Fla.) (17/16)	W	59-50	A
	31	Boston College (NR/23)	W	52-50	H
Feb.	4	(23) Georgetown	W	66-52	A
	8	(23) Seton Hall	L	45-51	A
	14	Providence	W	81-51	H
	17	St. John's	W	69-56	A
	21	Pittsburgh	W	72-68	A
	25	Miami (Fla.) (21/19)	W	93-58	H
	28	Rutgers	L	55-69	A
Mar.	2	Syracuse	W	54-33	H
	7	Rutgers ^	L	45-51	N
	21	Southwest Missouri State * W (ot)		69-65	H
	23	Middle Tennessee * W		59-46	H
	27	Penn State (5/7) ** L		49-55	N

– WBCA Classic at Boulder, Colo.; \$ – BIG EAST/Big Ten Challenge at West Lafayette, Ind.; ^ – BIG EAST Tournament at Hartford, Conn.; * – NCAA Championship (First and Second Rounds) at Notre Dame, Ind.; ** – NCAA Championship (Regional Semifinal) at Hartford, Conn.

2004-05 (27-6, 13-3 BIG EAST)

Coach: Muffet McGraw
Captains: Jacqueline Batteast, Teresa Borton, Megan Duffy

Home: 14-2, Away: 11-3, Neutral: 2-1

Nov.	12	(10/11) Illinois State #	W	92-73	H
	14	(10/11) Nebraska #	W	73-57	H
	17	(11/10) Duke (6/6) #	W	76-65	H
	20	(11/10) Ohio St. (10/9) #	W	66-62	H
	22	(6/6) Colorado State	W	69-47	H
	26	(6/6) USC	W	60-56	A
	30	(3/3) Valparaiso	W	69-59	A
Dec.	2	(3/3) Michigan St. (15/15)	L (ot)	73-82	H
	9	(7/5) Dayton	W	65-39	A
	11	(7/5) Washington	W	72-58	H
	19	(7/5) Marquette	W	50-47	A
	30	(6/4) Northern Illinois	W	73-49	A
Jan.	2	(6/4) Seton Hall	W	54-33	H
	5	(4/3) Syracuse	W	75-58	H
	9	(4/3) at Villanova	L	54-59	A
	12	(7/6) Connecticut (16/16)	L	50-67	H
	16	(7/6) Purdue (20/20) \$	W	86-69	H
	19	(11/10) Syracuse	W	74-61	A
	23	(11/10) Rutgers (6/7)	W	63-47	H
	26	(6/7) St. John's	W	72-65	H
	30	(6/7) Connecticut (9/10)	W	65-59	A
Feb.	2	(6/7) Boston College (16/13)	W	64-57	H
	5	(6/7) Pittsburgh	W	75-47	A
	9	(6/7) Providence	W	75-57	A
	12	(6/7) Georgetown	W	72-58	H
	15	(5/7) Boston College (25/22)	W	54-47	A
	19	(5/7) Rutgers (10/10)	L	48-59	A
	26	(10/10) West Virginia	W	82-57	H

Mar.	1	(10/10) Seton Hall	W	41-35	A
	6	(10/10) West Virginia ^	W	70-59	N
	7	(10/10) Connecticut (13/14) ^	L	54-67	A
	19	(11/13) UC Santa Barbara *	W	61-51	N
	21	(11/13) Arizona State (NR/24) * L		61-70	N
# – Preseason WNIT; \$ – BIG EAST/Big Ten Challenge at Notre Dame, Ind.; ^ – BIG EAST Tournament at Hartford, Conn.; * – NCAA Championship (First and Second Rounds) at Fresno, Calif.					

2005-06 (18-12, 8-8 BIG EAST)

Coach: Muffet McGraw
Captains: Megan Duffy, Courtney LaVere
Home: 8-5, Away: 7-6, Neutral: 3-1

Nov.	18	(15/16) Michigan	W	55-45	H
	20	(15/16) Western Michigan	W	71-68	A
	23	(13/15) Indiana	W	74-61	A
	27	(13/15) USC (24/21)	W	73-62	H
	29	(11/12) Iona	W	74-55	H
Dec.	4	(11/12) Wisconsin	W	77-72	A
	7	(10/10) Purdue (24/23)	L	54-65	A
	17	(13/14) Arkansas State #	W	77-54	N
	18	(13/14) Utah (22/21) #	W	68-55	N
	28	(12/11) Valparaiso	W	58-50	H
	31	(12/11) Tennessee (1/1)	L	51-62	H
Jan.	4	(12/12) St. John's	L	63-66	A
	7	(12/12) Seton Hall	L	61-74	H
	10	(20/19) Marquette	W (ot)	67-65	H
	14	(20/19) Louisville	L	51-61	A
	17	(24/22) DePaul (10/10)	W	78-75	H
	21	(24/22) Georgetown	W	54-52	A
	24	(21/21) Rutgers (10/9)	L	43-69	A
	28	(21/21) South Florida	L (ot)	64-68	H
	31	Syracuse	W	67-55	A
Feb.	4	Providence	W	66-48	H
	7	Villanova	L (ot)	65-69	H
	12	DePaul (17/15)	L	50-79	A
	19	Connecticut (8/6)	L	64-79	H
	22	West Virginia	W	70-58	A
	25	Cincinnati	W (ot)	75-66	A
	28	Pittsburgh	W	72-65	H
Mar.	4	South Florida ^	W	73-66	N
	5	Connecticut (7/7) ^	L	60-71	A
	19	Boston College *	L	61-78	N
# – Duel in the Desert at Las Vegas, Nev.; ^ – BIG EAST Tournament at Hartford, Conn.; * – NCAA Championship (First Round) at West Lafayette, Ind.					

2006-07 (20-12, 10-6 BIG EAST)

Coach: Muffet McGraw
Captains: Tulyah Gaines, Breonna Gray
Home: 14-2, Away: 5-8, Neutral: 1-2

Nov.	10	Central Michigan	W	88-66	H
	13	Bowling Green	W (ot)	85-81	H
	16	Penn State	L	49-75	A
	19	Western Michigan	W	87-67	A
	24	USC	L	58-69	A
	28	Richmond	W	87-66	H
Dec.	1	Michigan	W	61-58	A
	3	Indiana	L	51-54	H
	6	Purdue (10/9)	W	67-58	H
	16	IUPUI	W	75-65	H
	19	Valparaiso	W	60-59	A
	28	Prairie View A&M	W	94-55	H
	30	Tennessee (4/4)	L	54-78	A
Jan.	2	Seton Hall	W	64-61	A
	10	Cincinnati	W	81-70	H
	13	South Florida	L (ot)	78-87	A
	16	St. John's	W	83-65	H
	20	Syracuse	W	83-55	H
	23	Marquette (17/18)	L	62-71	A
	27	Connecticut (7/5)	L	47-64	A
	31	Pittsburgh	L	62-71	A
Feb.	4	West Virginia	W	77-67	H
	7	Louisville (17/16)	W	64-55	H
	11	DePaul	W	78-70	H
	13	Villanova	W	75-58	A
	17	Providence	W	82-65	A
	21	Georgetown	W	73-48	H
	24	Rutgers (21/22)	L	60-76	H
	26	DePaul	L	73-87	A
Mar.	3	DePaul ^	L	71-76	N
	18	California *	W	62-59	N
	20	North Carolina (2/2) *	L	51-60	N

^ – BIG EAST Tournament at Hartford, Conn.; * – NCAA Championship (First and Second Rounds) at Pittsburgh, Pa.



Courtney LaVere (left), Jacqueline Batteast (center) and Le Tania Severe (right) celebrate after Notre Dame's 59-53 win at No. 8/7 Kansas State in the second round of the 2003 NCAA Championship.

INTRODUCTION

2014-15 SEASON PREVIEW

STUDENT-ATHLETES

COACHING STAFF

2014-15 OPPONENTS

2013-14 SEASON IN REVIEW

RECORDS

HISTORY

Year-By-Year Results



Lindsay Schrader (left), Melissa Lechlitter (center) and Ashley Barlow (right) hoist the hardware after Notre Dame won the 2009 Paradise Jam title in the U.S. Virgin Islands with an 81-71 victory over No. 20/17 Oklahoma.

2007-08 (25-9, 11-5 BIG EAST)

Coach: Muffet McGraw
Captains: Charel Allen, Tulyah Gaines, Amanda Tsipis

Home: 13-3, Away: 10-4, Neutral: 2-2

Nov.	9	(24) Miami (Ohio) #	W	98-50	H
	13	(23/25) Western Kentucky #	W	78-59	H
	16	(23/25) Maryland (3/3) #	L	59-75	A
	20	(23/24) Central Michigan	W	94-41	A
	24	(23/24) Boston College	W	88-58	H
	27	(22/23) Canisius	W	93-47	H
Dec.	2	(22/23) Michigan	W	77-46	H
	5	(16/20) Bowling Green	W (ot)	86-84	A
	8	(16/20) Purdue	W	61-48	A
	12	(17/17) Valparaiso	W	94-56	H
	21	(17/17) IUPUI	W	67-44	A
	29	(16/16) Saint Francis (Pa.)	W	82-39	H
Jan.	2	(14/14) Richmond	W	84-59	A
	5	(14/14) Tennessee (3/3)	L	63-87	H
	8	(14/14) Louisville	W	82-74	A
	13	(14/14) West Virginia (16/16)	L	50-56	A
	16	(17/15) Villanova	W	69-58	H
	19	(17/15) Georgetown	W	104-86	A
	22	(16/16) DePaul (NR/25)	L	80-81	H
	27	(16/16) Connecticut (1/1)	L	64-81	H
	30	(20/20) Providence	W	85-54	H
Feb.	2	(20/20) Cincinnati	W	73-41	A
	10	(16/17) Pittsburgh (15/15)	W	81-66	H
	13	(16/16) Marquette	W	99-76	H
	16	(16/16) Syracuse (21/23)	W	79-67	A
	19	(14/14) Rutgers (5/4)	L	51-57	A
	24	(14/14) DePaul	W	66-64	A
	27	(14/14) South Florida	W	92-49	H
Mar.	1	(14/14) Seton Hall	W	70-55	H
	3	(9/14) St. John's	L	51-61	A
	9	(9/15) Pittsburgh ^	L	53-64	N
	23	(15/19) SMU *	W	75-62	N
	25	(15/19) Oklahoma (14/13) *	W (ot)	79-75	N
	30	(15/19) Tennessee (3/3) **	L	64-74	N

- Preseason WNIT; ^ - BIG EAST Tournament at Hartford, Conn.; * - NCAA Championship (First and Second Rounds) at West Lafayette, Ind.; ** - NCAA Tournament (Regional Semifinal) at Oklahoma City, Okla.

2008-09 (22-9, 10-6 BIG EAST)

Coach: Muffet McGraw
Captains: Ashley Barlow, Melissa Lechlitter, Lindsay Schrader

Home: 11-3, Away: 10-5, Neutral: 1-1

Nov.	16	(16/14) LSU (24/22) #	W	62-53	A
	19	(15/15) Evansville	W	96-61	H
	23	(15/15) Boston College	W	102-54	A
	25	(14/10) Georgia Southern	W	85-36	H
	29	(14/10) Michigan State (24)	W	78-72	H
Dec.	2	(11/8) Eastern Michigan	W	83-63	A
	7	(11/8) Purdue (17/20)	W	62-51	H
	10	(8/8) Michigan	L (ot)	59-63	A
	13	(8/8) Valparaiso	W	63-55	A
	20	(13/7) Loyola (Ill.)	W	89-45	H
	28	(12/6) Charlotte	W	68-61	A
	30	(12/6) Vanderbilt (20/19)	W	59-57	A
Jan.	3	(12/6) Seton Hall	W	66-60	A
	6	(12/4) DePaul	W	86-62	A
	10	(12/4) Georgetown	W	84-63	H
	13	(10/4) Marquette	L	65-75	A
	17	(10/4) St. John's	W	70-67	H
	24	(13/9) Villanova	L	48-55	A
	27	(17/13) Rutgers	L	68-78	H
	31	(17/13) Cincinnati	W	66-50	H
Feb.	3	(19/16) Pittsburgh (22/24)	L	70-82	A
	8	(19/16) DePaul (25/25)	W	62-59	H
	11	(22/22) Louisville (10/12)	L	66-71	H
	17	(24/24) South Florida	W	86-79	A
	22	(24/24) Connecticut (1/1)	L	66-76	A
	24	(23/22) Syracuse	W	90-79	H
	28	(23/22) Providence	W	65-56	A
Mar.	2	(20/22) West Virginia	W	72-66	H
	7	(20/17) St. John's ^	W	62-45	N
	8	(20/17) Villanova ^	L	47-58	N
	22	(23/20) Minnesota *	L	71-79	H

- State Farm Tip-Off Classic at Baton Rouge, La.; ^ - BIG EAST Tournament at Hartford, Conn.; * - NCAA Championship (First Round) at Notre Dame, Ind.

2009-10 (29-6, 12-4 BIG EAST)

Coach: Muffet McGraw
Captains: Ashley Barlow, Melissa Lechlitter, Lindsay Schrader

Home: 16-1, Away: 8-4, Neutral: 5-1

Nov.	15	(4/7) Arkansas-Pine Bluff	W	102-57	H
	19	(5/6) Michigan State (21/21)	W	68-67	A
	22	(5/6) Iona	W	80-45	H
	26	(5/6) San Diego State (23/24) #W	W	84-79	N
	27	(5/6) South Carolina #	W	78-55	N
	28	(5/6) Oklahoma (20/17) #	W	81-71	N
Dec.	2	(5/6) Eastern Michigan	W	69-59	H
	8	(3/4) IPFW	W	96-60	H
	12	(3/4) Valparaiso	W	88-47	H
	20	(4/4) Charlotte	W	90-31	H
	29	(3/3) Central Florida	W	85-52	A
	31	(3/3) Vanderbilt (18/16)	W	74-69	H
Jan.	4	(3/3) Purdue	W	79-75	A
	9	(3/3) Villanova	W	81-46	H
	12	(3/3) South Florida	W	81-64	H
	16	(3/3) Connecticut (1/1)	L	46-70	A
	19	(4/5) Louisville	W	78-60	A
	24	(4/5) West Virginia (16/11)	W	74-66	H
	27	(3/3) Providence	W	84-59	H
	30	(3/3) Syracuse	W	74-73	A
Feb.	1	(3/3) Rutgers	W	75-63	A
	6	(3/3) Pittsburgh	W	86-76	H
	9	(4/3) Cincinnati	W	66-50	A
	14	(4/3) DePaul	W	90-66	H
	16	(4/3) St. John's (22/23)	L	71-76	A
	20	(4/3) Georgetown (14/12)	L	66-76	A
	23	(7/8) Marquette	W	82-67	H
	27	(7/8) Seton Hall	W	72-47	A
Mar.	1	(6/8) Connecticut (1/1)	L	51-76	H
	6	(6/7) Louisville ^	W	89-52	N
	7	(6/7) St. John's (16/16) ^	W	75-67	N
	8	(6/7) Connecticut (1/1) ^	L	44-59	A
	21	(7/7) Cleveland State *	W	86-58	H
	23	(7/7) Vermont *	W	84-66	H
	28	(7/7) Oklahoma (12/12) **	L (ot)	72-77	N

- Paradise Jam at St. Thomas, U.S. Virgin Islands; ^ - BIG EAST Tournament at Hartford, Conn.; * - NCAA Championship (First and Second Rounds) at Notre Dame, Ind.; ** - NCAA Tournament (Regional Semifinal) at Kansas City, Mo.

2010-11 (31-8, 13-3 BIG EAST)

Coach: Muffet McGraw
Captains: Becca Bruszewski, Brittany Mallory

Home: 15-2, Away: 8-5, Neutral: 8-1

Nov.	12	(12/12) New Hampshire	W	99-48	H
	15	(12/12) Morehead State	W	91-28	H
	18	(12/12) UCLA (15/15)	L (2ot)	83-86	H
	21	(12/12) Kentucky (9/10)	L	76-81	A
	26	(18/16) IUPUI #	W	95-29	H
	27	(18/16) Wake Forest #	W	92-69	H
	28	(18/16) Butler #	W	85-54	H
Dec.	1	(16/16) Baylor (2/3)	L	65-76	A
	5	(16/16) Purdue	W	72-51	H
	8	(18/18) Providence	W	79-43	A
	11	(18/18) Creighton	W	91-54	H
	20	(17/16) Valparaiso	W	94-43	A
	29	(16/14) Gonzaga %	W	70-61	N
	30	(16/14) Loyola Marymount %	W	91-47	N



Jan.	2	(16/14) Southeast Missouri State	W	97-21	H
	5	(13/12) Marquette	W	73-55	A
	8	(13/12) Connecticut (2/2)	L	76-79	H
	12	(12/12) Louisville	W	80-60	H
	15	(12/12) Pittsburgh	W	82-50	A
Feb.	18	(11/10) Georgetown (16/17)	W	80-58	H
	23	(11/10) St. John's (NR/23)	W	69-36	H
	29	(9/9) Villanova	W	58-43	A
	1	(8/8) Syracuse (NR/25)	W	71-48	H
	5	(8/8) South Florida	W	76-68	A
Mar.	8	(8/8) Seton Hall	W	89-38	H
	12	(8/8) Rutgers	W	71-49	H
	19	(8/8) Connecticut (2/2)	L	57-78	A
	22	(8/7) West Virginia (19/18)	W	72-60	A
	26	(8/7) Cincinnati	W	66-48	H
Apr.	28	(7/7) DePaul (12/11)	L	69-70	A
	6	(7/8) Louisville ^	W	63-53	N
	7	(10/8) DePaul (9/13) ^	W	71-67	N
	8	(10/7) Connecticut (1/1) ^	L	64-73	A
	19	(9/7) Utah *	W	67-54	A
May	21	(9/7) Temple *	W	77-64	N
	26	(9/7) Oklahoma (21/20) **	W	78-53	N
	28	(9/7) Tennessee (4/4) **	W	73-59	N
	3	(9/7) Connecticut (1/1) ***	W	72-63	N
	5	(9/7) Texas A&M (7/8) ***	L	70-76	N

– WBCA Classic at Notre Dame, Ind.; ^ – State Farm Holiday Hoops Classic at Seattle, Wash.; * – BIG EAST Tournament at Hartford, Conn.; * – NCAA Championship (First and Second Rounds) at Salt Lake City, Utah; ** – NCAA Tournament (Regional Semifinal and Final) at Dayton, Ohio; *** – NCAA Women's Final Four (National Semifinal and Final) at Indianapolis, Ind.

2011-12 (35-4, 15-1 BIG EAST)

Coach: Muffet McGraw
Captains: Brittany Mallory, Natalie Novosel, Devereaux Peters

Home: 17-1, Away: 11-2, Neutral: 7-1

Nov.	11	(2/2) Akron #	W	81-61	H
	13	(2/2) Indiana State #	W	99-34	H
	17	(2/2) Hartford #	W	98-43	H
	20	(2/2) Baylor (1/1) #	L	81-94	A
	25	(4/3) USC %	W	80-58	N
Dec.	26	(4/3) Duke (7/6) %	W	56-54	N
	2	(3/3) Pennsylvania	W	69-38	H
	4	(3/3) Creighton	W	76-48	A
	7	(3/3) Marquette	W	95-42	H
	10	(3/3) Purdue (12/14)	W	66-38	A
Jan.	18	(3/3) Kentucky (8/7)	W	92-83	H
	20	(3/3) Central Florida	W	90-38	H
	28	(3/3) Longwood	W	92-26	H
	30	(3/3) Mercer	W	128-42	A
	4	(3/3) Seton Hall	W	74-36	A
Feb.	7	(3/3) Connecticut (2/2)	W (ot)	74-67	H
	10	(2/2) Georgetown (18/17)	W	80-60	A
	14	(2/2) Cincinnati	W	76-50	A
	17	(2/2) Pittsburgh	W	120-44	H
	21	(2/2) Villanova	W	76-43	H
Mar.	23	(2/2) Tennessee (7/9)	W	72-44	H
	28	(2/2) St. John's	W	71-56	A
	31	(2/2) Rutgers (13/14)	W	71-41	A
	5	(2/2) DePaul (NR/23)	W	90-70	H
	7	(2/2) Syracuse	W	74-55	A
Apr.	12	(2/2) West Virginia	L	63-65	H
	14	(4/4) Providence	W	66-47	H
	20	(3/4) Louisville (16/16)	W	68-52	A
	25	(3/3) South Florida	W	80-68	H
	27	(3/3) Connecticut (4/4)	W	72-59	A

Mar.	4	(3/3) DePaul (NR/23) ^	W	69-54	N
	5	(3/3) West Virginia (25) ^	W	73-45	N
	6	(3/3) Connecticut (4/4) ^	L	54-63	A
	18	(4/4) Liberty *	W	74-43	H
	20	(4/4) California *	W	73-62	H
Apr.	25	(4/4) St. Bonaventure (21/25) **	W	79-35	N
	27	(4/4) Maryland (5/5) **	W	80-49	N
	1	(4/4) Connecticut (3/3) ***	W (ot)	83-75	N
	3	(4/4) Baylor (1/1) ***	L	61-80	N
	#	– Preseason WNIT; % – Junkanoo Jam at Freeport, Bahamas; ^ – BIG EAST Tournament at Hartford, Conn.; * – NCAA Championship (First and Second Rounds) at Notre Dame, Ind.; ** – NCAA Tournament (Regional Semifinal and Final) at Raleigh, N.C.; *** – NCAA Women's Final Four (National Semifinal and Final) at Denver, Colo.			

2012-13 (35-2, 16-0 BIG EAST)

Coach: Muffet McGraw
Captains: Skylar Diggins, Kaila Turner
Home: 13-1, Away: 13-0, Neutral: 9-1

Nov.	9	(7/6) Ohio State (19/21) #	W	57-51	N
	18	(7/6) Massachusetts	W	94-50	H
	20	(5/5) Mercer	W	93-36	H
	23	(5/5) UCLA (19/22)	W	76-64	A
	29	(5/5) Central Michigan	W	72-63	A
Dec.	5	(5/5) Baylor (3/3)	L	61-73	H
	8	(5/5) Utah State	W	109-70	H
	19	(5/5) Alabama A&M %	W	100-39	N
	20	(5/5) Kansas State %	W	87-57	N
	21	(5/5) Texas A&M (22/22) %	W	83-74	N
Jan.	29	(5/5) Purdue (11/11)	W	74-47	H
	31	(5/5) St. Francis (Pa.)	W	128-55	H
	5	(5/5) Connecticut (1/1)	W	73-72	A
	8	(2/3) South Florida	W (ot)	75-71	A
	13	(2/3) Rutgers	W	71-46	H
Feb.	15	(2/3) Georgetown	W	79-64	H
	20	(2/3) St. John's	W	74-50	H
	23	(2/3) Pittsburgh	W	73-47	A
	26	(2/3) Providence	W	89-44	H
	28	(2/3) Tennessee (9/9)	W	77-67	A
Mar.	2	(2/3) Cincinnati	W	64-42	H
	5	(2/3) Villanova	W	59-52	A
	9	(2/3) Seton Hall	W	69-49	A
	11	(2/3) Louisville (10/11)	W	93-64	H
	17	(2/3) Marquette	W	87-49	A
Apr.	24	(2/2) DePaul	W	84-56	A
	26	(2/2) Syracuse (22/20)	W	79-68	H
	2	(2/2) Providence	W	92-57	A
	4	(2/2) Connecticut (3/3)	W (3ot)	96-87	H
	10	(2/2) South Florida ^	W	75-66	N
May	11	(2/2) Louisville (16/15) ^	W	83-59	N
	12	(2/2) Connecticut (3/3) ^	W	61-59	A
	24	(2/2) Tennessee-Martin *	W	97-64	N
	26	(2/2) Iowa *	W	74-57	A
	31	(2/2) Kansas **	W	93-63	N
Jun.	2	(2/2) Duke (5/5) **	W	87-76	N
	7	(2/2) Connecticut (3/3) ***	L	65-83	N
	#	– Carrier Classic at Mount Pleasant, S.C.; % – World Vision Classic at Las Vegas, Nev.; ^ – BIG EAST Tournament at Hartford, Conn.; * – NCAA Championship (First and Second Rounds) at Iowa City, Iowa; ** – NCAA Tournament (Regional Semifinal and Final) at Norfolk, Va.; *** – NCAA Women's Final Four (National Semifinal and Final) at New Orleans, La.			

2013-14 (37-1, 16-0 ACC)

Coach: Muffet McGraw
Captains: Natalie Achonwa, Ariel Braker, Kayla McBride

Home: 17-0, Away: 13-0, Neutral: 7-1

Nov.	9	(6/7) UNC Wilmington	W	99-50	H
	11	(6/6) Michigan State (19/18)	W	81-62	H
	16	(6/6) Valparaiso	W	96-46	H
	23	(5/6) Pennsylvania	W	76-54	A
	26	(5/6) DePaul (25/25)	W	92-76	H
Dec.	1	(5/6) Duquesne #	W	100-61	N
	4	(4/5) Penn State (10/11) %	W	77-67	A
	7	(4/5) UCLA	W	90-48	H
	14	(4/4) Michigan	W	86-64	A
	22	(4/4) Central Michigan	W	106-72	H
Jan.	29	(2/2) Oregon State	W	70-58	A
	2	(2/2) South Dakota State	W	94-51	H
	9	(2/2) Clemson	W	71-51	H
	12	(2/2) Boston College	W	95-53	H
	12	(2/2) Virginia	W	79-72	A
Feb.	16	(2/2) Pittsburgh	W	109-66	A
	20	(2/2) Tennessee (11/10)	W	86-70	A
	23	(2/2) Miami (Fla.)	W	79-52	H
	27	(2/2) Maryland (8/6)	W	87-83	A
	30	(2/2) Virginia Tech	W	74-48	H
Mar.	2	(2/2) Duke (3/3)	W	88-67	A
	6	(2/2) Florida State	W	81-60	A
	9	(2/2) Syracuse	W	101-64	H
	13	(2/2) Boston College	W	82-61	A
	17	(2/2) Georgia Tech	W	87-72	H
Apr.	20	(2/2) Wake Forest	W	86-61	A
	23	(2/2) Duke (7/7)	W	81-70	H
	27	(2/2) North Carolina (14/11)	W	100-75	H
	2	(2/2) N.C. State (13/17)	W	84-60	A
	7	(2/2) Florida State ^	W	83-57	N
May	8	(2/2) N.C. State (14/17) ^	W	83-48	N
	9	(2/2) Duke (10/10) ^	W	69-53	N
	22	(2/2) Robert Morris *	W	93-42	N
	24	(2/2) Arizona State *	W	84-67	N
	29	(2/2) Oklahoma St. (21/18) **	W	89-72	H
Jun.	31	(2/2) Baylor (5/6) ***	W	88-69	H
	6	(2/2) Maryland (11/9) ***	W	87-61	N
	8	(2/2) Connecticut (1/1) ***	L	58-79	N
	#	– at Toronto, Ontario; % – Big Ten/ACC Challenge at University Park, Pa.; ^ – ACC Tournament at Greensboro, N.C.; * – NCAA Championship (First and Second Rounds) at Toledo, Ohio; ** – NCAA Tournament (Regional Semifinal and Final) at Notre Dame, Ind.; *** – NCAA Women's Final Four (National Semifinal and Final) at Nashville, Tenn.			

NOTE: The numbers in front of the opponent indicate Notre Dame's rankings in the Associated Press poll and WBCA/USA Today poll at the time of the game. The numbers following the opponent indicate the opponent's ranking in both polls. The first number (or only one listed) is the AP poll ranking. The 1988-89 season was the first year of the WBCA/USA Today poll. NR indicates the team was not ranked in the top 25 at game time.



All-Time Head Coaching Records



Sharon Petro




Mary DiStanislao




Muffet McGraw

ALL-TIME HEAD COACHING RECORDS

Years	Coach	Seasons	Won	Lost	Pct.
1977-78	Sharon Petro		13	4	.765
1978-79	Sharon Petro		16	6	.727
1979-80	Sharon Petro		20	10	.667
	Totals	3	49	20	.710
1980-81	Mary DiStanislao		10	18	.357
1981-82	Mary DiStanislao		16	9	.640
1982-83	Mary DiStanislao		20	7	.740
1983-84	Mary DiStanislao		14	14	.500
1984-85	Mary DiStanislao		20	8	.714
1985-86	Mary DiStanislao		23	8	.742
1986-87	Mary DiStanislao		12	15	.444
	Totals	7	115	79	.593
1987-88	Muffet McGraw		20	8	.714
1988-89	Muffet McGraw		21	11	.636
1989-90	Muffet McGraw		23	6	.793
1990-91	Muffet McGraw		23	9	.719
1991-92	Muffet McGraw		14	17	.452
1992-93	Muffet McGraw		15	12	.556
1993-94	Muffet McGraw		22	7	.759
1994-95	Muffet McGraw		21	10	.677
1995-96	Muffet McGraw		23	8	.742
1996-97	Muffet McGraw		31	7	.816
1997-98	Muffet McGraw		22	10	.688
1998-99	Muffet McGraw		26	5	.839
1999-00	Muffet McGraw		27	5	.843
2000-01	Muffet McGraw		34	2	.944
2001-02	Muffet McGraw		20	10	.667
2002-03	Muffet McGraw		21	11	.656
2003-04	Muffet McGraw		21	11	.656
2004-05	Muffet McGraw		27	6	.818
2005-06	Muffet McGraw		18	12	.600
2006-07	Muffet McGraw		20	12	.625
2007-08	Muffet McGraw		25	9	.735
2008-09	Muffet McGraw		22	9	.710
2009-10	Muffet McGraw		29	6	.829
2010-11	Muffet McGraw		31	8	.795
2011-12	Muffet McGraw		35	4	.897
2012-13	Muffet McGraw		35	2	.946
2013-14	Muffet McGraw		37	1	.974
	Totals	27	663	218	.753
	Program Totals	37	827	317	.723



Sharon Petro (1977-80)




Mary DiStanislao (1980-87)





In the Rankings



Sara Liebscher scored 19 points to lead Notre Dame to its first-ever win against a ranked opponent, a 78-66 victory at No. 17 Duke on Feb. 6, 1988.

1980-1981	ND Rank*	Opponent	Opp Rank*	Result
1/31	NR	South Carolina	15	L, 48-124
2/22	NR	vs. Virginia	17	L, 40-68

1981-1982	ND Rank*	Opponent	Opp Rank*	Result
12/5	NR	UCLA	8	L, 45-50
2/20	NR	at South Carolina	15	L, 54-76

1982-1983	ND Rank*	Opponent	Opp Rank*	Result
11/27	NR	vs. Rutgers	14	L, 74-81
1/8	NR	at Maryland	3	L, 62-84
1/27	NR	at Arizona State	14	L, 57-82
1/30	NR	at UCLA	16	L, 53-84

1983-1984	ND Rank*	Opponent	Opp Rank*	Result
11/26	NR	Maryland	8	L, 57-75
12/29	NR	vs. Old Dominion	10	L, 57-71
1/12	NR	at Louisiana Tech	1	L, 56-83

1984-1985	ND Rank*	Opponent	Opp Rank*	Result
11/24	NR	at Tennessee	14	L, 57-62

1985-1986	ND Rank*	Opponent	Opp Rank*	Result
12/9	NR	Tennessee	11	L, 63-71
1/9	NR	at Rutgers	18	L, 61-69

1986-1987	ND Rank*	Opponent	Opp Rank*	Result
11/29	NR	Rutgers	6	L, 50-71
12/5	NR	Texas	1	L, 59-84
1/10	NR	Maryland	20	L, 48-69
2/14	NR	at Tennessee	7	L, 55-90

1987-1988	ND Rank*	Opponent	Opp Rank*	Result
1/4	NR	at Virginia	7	L, 59-79
2/3	NR	Tennessee	4	L, 71-91
2/6	NR	at Duke	17	W, 78-66

1988-1989	ND Rank*	Opponent	Opp Rank*	Result
2/20	NR	at Tennessee	2/2	L, 77-108

1989-1990	ND Rank*	Opponent	Opp Rank*	Result
12/3	NR	Tennessee	1/1	L, 54-77
1/4	NR	Vanderbilt	20/24	W, 77-63
1/12	NR	at Old Dominion	21/23	L, 61-62

1990-1991	ND Rank*	Opponent	Opp Rank*	Result
12/2	NR	at Stanford	6/6	L, 67-97
12/28	NR	vs. Louisiana Tech	11/11	W, 71-66
1/3	25/NR	Detroit	NR	W, 87-53
1/7	24/NR	at Butler	NR	W, 80-64
1/11	24/25	at DePaul	NR	W, 81-66
1/15	22/22	at Loyola (Ill.)	NR	W, 66-55
1/19	22/22	at Marquette	NR	W, 91-73
1/21	20/22	Dayton	NR	W, 79-49
1/29	19/18	Xavier	NR	W, 74-50
1/31	19/18	at Saint Louis	NR	W, 97-48
2/2	19/18	at Evansville	NR	W, 73-56
2/5	20/19	Loyola (Ill.)	NR	W, 81-61
2/9	20/19	at Tennessee	5/5	L, 71-88
2/12	20/20	Butler	NR	W, 94-62
2/14	20/20	at Detroit	NR	W, 87-62
2/17	20/20	Miami (Ohio)	NR	L, 65-69
2/19	22/22	Saint Louis	NR	W, 87-47
2/23	22/22	Old Dominion	NR	W, 70-58
2/28	22/21	at Dayton	NR	L, 76-79
3/2	22/23	at Xavier	NR	W, 69-53


1991-1992	ND Rank*	Opponent	Opp Rank*	Result
11/22	NR	Penn State	3/3	L, 70-86
11/24	NR	Stanford	5/7	L, 76-88
12/1	NR	at Purdue	11/10	L, 66-80
12/8	NR	at Georgia	NR/24	L, 86-90 (ot)
1/12	NR	Tennessee	2/3	L, 82-85

1992-1993	ND Rank*	Opponent	Opp Rank*	Result
12/4	NR	Purdue	17/NR	L, 41-74
12/21	NR	Georgia	20/20	L, 75-81
1/4	NR	at Tennessee	1/2	L, 48-79
1/19	NR	at Penn State	17/21	L, 66-87
1/25	NR	at DePaul	21/NR	L, 55-71

1993-1994	ND Rank*	Opponent	Opp Rank*	Result
12/8	NR	at Purdue	22/22	L, 59-66
1/7	NR	Tennessee	1/1	L, 70-105

1994-1995	ND Rank*	Opponent	Opp Rank*	Result
11/26	NR	at Seton Hall	25/25	L, 60-85 (ot)
11/30	NR	Purdue	13/11	L, 83-87
12/3	NR	vs. Alabama	6/6	L, 87-105
12/27	NR	vs. Colorado	9/9	L, 70-91

1995-1996	ND Rank*	Opponent	Opp Rank*	Result
12/1	NR	vs. Penn State	12/13	L, 77-86
12/3	NR	vs. Texas A&M	NR/22	L, 84-88 (ot)
1/18	NR	Connecticut	3/3	L, 64-87
2/7	24/NR	Pittsburgh	NR	W, 90-51
2/10	24/NR	at Georgetown	NR	W, 81-63
2/14	25/NR	Villanova	NR	W, 72-56
2/17	25/NR	at Pittsburgh	NR	W, 89-51
2/20	23/24	Miami (Fla.)	NR	W, 86-70
2/24	23/24	at Connecticut	3/4	L, 79-86
2/26	23/24	at West Virginia	NR	W, 73-55
3/3	23/24	vs. Syracuse	NR	W, 70-55
3/4	22/23	vs. Seton Hall	NR	W, 69-58
3/5	21/23	at Connecticut	2/3	L, 54-71
3/15	21/23	vs. Purdue	15/16	W, 73-60
3/17	21/23	at Texas Tech	9/9	L, 67-82



Katryna Gaither's 27 points and 14 rebounds propelled Notre Dame to a 71-60 victory at sixth-ranked Iowa in the second round of the 1996 Preseason WNIT. It was the first-ever win over an Associated Press top 10 program for the Irish.

INTRODUCTION

2014-15 SEASON PREVIEW

STUDENT-ATHLETES

COACHING STAFF

2014-15 OPPONENTS

2013-14 SEASON IN REVIEW

RECORDS

HISTORY

In the Rankings

ADDITIONAL POLLING DATA

(based on Associated Press poll ranking)

First game vs. ranked opponent

#15 South Carolina, 1/31/81 (L, 124-48)

First win vs. ranked opponent

at #17 Duke, 2/6/88 (W, 78-66)

First home win vs. ranked opponent

#20 Vanderbilt, 1/4/90 (W, 77-63)

First victory vs. Top 10 team

at #6 Iowa, 11/15/96 (W, 61-50)

First time Notre Dame was ranked

December 31, 1990 (25th)

Most consecutive weeks ranked

136 (11/4/07 to present)

Record vs. ranked teams: 108-126

Home: 44-34

Away: 29-67

Neutral: 35-25

Record vs. ranked teams since 1996-97: 104-81

Home: 42-16

Away: 29-46

Neutral: 33-19

Record as a ranked team: 414-92

Home: 195-24

Away: 152-51

Neutral: 67-17

Record when both teams are ranked: 93-61

Record vs. Top 10 opponents: 47-79

Record vs. Top 5 opponents: 14-51

Record vs. top-ranked opponents: 4-20

Highest-ranked team defeated:

1st, four times (Connecticut, 1/15/01, 92-76; vs.

Connecticut, 3/30/01, 90-75; vs. Connecticut,

4/3/11, 72-63; at Connecticut, 1/5/13, 73-72)

Most victories over ranked teams in one season: 14 (2013-14)

Total weeks in Top 10: 162

(two in 1996-97, 16 in '98-99, 15 in '99-00, 18 in

'00-01, five in '02-03, 16 in '04-05, one in '05-06,

one in '07-08, two in '08-09, 19 in '09-10, eight in

'10-11, 19 in '11-12, 20 in '12-13, 20 in '13-14)

Weeks as top-ranked team: 6 (2000-01)

1996-1997	ND Rank*	Opponent	Opp Rank*	Result
11/15	20/25	Kent State	NR	W, 66-41
11/17	20/25	at Iowa	6/6	W, 61-50
11/19	14/17	vs. Tennessee	3/2	L, 59-72
11/20	14/17	vs. NC State	8/12	W, 64-53
11/23	14/17	at Bowling Green	NR	W, 85-70
11/29	9/12	vs. Ohio	NR	W, 95-85
11/30	9/12	at Georgia Tech	NR	W, 76-69
12/5	7/14	at Purdue	NR	L, 58-73
12/7	7/14	Providence	NR	W, 91-75
12/9	10/17	Wisconsin	19/13	L, 69-81
12/11	10/17	Indiana	NR	W, 71-63
12/21	16/19	at Valparaiso	NR	W, 75-56
1/2	17/22	at Seton Hall	NR	W, 87-47
1/4	17/22	at Ohio State	NR	L, 67-74
1/7	21/24	at Boston College	NR	W, 61-57
1/9	21/24	West Virginia	NR	W, 103-58
1/12	21/24	at Villanova	NR	W, 77-54
1/15	21/24	at Syracuse	NR	W, 72-45
1/18	21/24	Pittsburgh	NR	W, 65-49
1/21	19/22	Rutgers	NR	W, 76-61
1/25	19/22	Georgetown	NR	W, 67-63
1/29	19/22	at Miami (Fla.)	NR	W, 72-71
2/2	19/22	at St. John's	NR	W, 75-47
2/6	15/21	Syracuse	NR	W, 90-73
2/9	15/21	at Connecticut	1/1	L, 49-72
2/12	17/18	Boston College	NR	W, 91-64
2/16	17/18	at Providence	NR	W, 97-74
2/19	16/17	Villanova	NR	W, 68-51
2/22	16/17	Seton Hall	NR	W, 65-61
2/25	14/15	at West Virginia	NR	W, 80-67
3/2	14/15	vs. Rutgers	NR	W, 86-58
3/3	13/15	vs. Georgetown	NR	W, 84-43
3/4	13/15	at Connecticut	1/1	L, 77-86
3/15	15/14	vs. Memphis	NR	W, 93-62
3/17	15/14	at Texas	14/13	W, 86-83
3/22	15/14	vs. Alabama	8/7	W, 87-71
3/24	15/14	vs. Geo. Washington	22/16	W, 62-52
3/28	15/14	vs. Tennessee	10/11	L, 66-80

1997-1998	ND Rank*	Opponent	Opp Rank*	Result
11/22	NR	at Duke	19/19	L, 62-80
12/6	NR	Connecticut	3/2	L, 59-78
12/8	NR	at Wisconsin	17/19	L, 77-89
2/21	NR	at Connecticut	2/2	L, 61-73
3/2	NR	vs. Connecticut	2/3	L, 53-73
3/15	NR	at Texas Tech	6/5	W, 74-59
3/21	NR	vs. Purdue	21/22	L, 65-70

1998-1999	ND Rank*	Opponent	Opp Rank*	Result
11/14	17/19	UCLA	6/6	W, 99-82
11/18	11/19	at Butler	NR	W, 71-60
11/21	11/19	Duke	6/4	W, 84-57
11/24	7/10	Illinois	25/23	W, 101-92
11/28	7/10	at San Francisco	NR	W, 74-43
12/2	6/9	Toledo	NR	W, 82-64
12/8	6/6	Connecticut	1/1	L, 81-106
12/12	6/6	Villanova	NR	W, 63-62
12/19	6/7	at South Florida	NR	W, 83-63
12/21	7/7	at Michigan State	NR	W, 75-64
12/30	7/7	at Boston College	NR	L, 65-78
1/2	7/7	at Georgetown	NR	W, 93-61
1/7	9/9	West Virginia	NR	W, 111-90
1/10	9/9	Providence	NR	W, 79-56
1/16	9/9	at Pittsburgh	NR	W, 81-72
1/20	9/9	at Seton Hall	NR	W, 87-47
1/23	9/9	St. John's	NR	W, 99-60

1/26	9/9	at Syracuse	NR	W, 94-61
1/30	7/7	at Providence	NR	W, 97-59
2/3	6/7	Boston College	20/22	W, 74-59
2/6	6/7	Seton Hall	NR	W, 77-49
2/10	6/6	at Villanova	NR	W, 74-52
2/13	6/6	at Rutgers	9/12	L, 57-77
2/17	9/9	Syracuse	NR	W, 82-60
2/20	9/9	at West Virginia	NR	W, 89-54
2/23	10/10	Miami (Fla.)	NR	W, 89-62
2/28	10/10	vs. Villanova	NR	W, 83-53
3/1	10/10	at Rutgers	7/8	W, 68-61
3/2	8/9	vs. Connecticut	6/5	L, 75-96
3/13	8/9	vs. Saint Mary's	NR	W, 61-57
3/15	8/9	at LSU	21/21	L, 64-74

1999-2000	ND Rank*	Opponent	Opp Rank*	Result
11/20	7/9	at Toledo	NR	W, 66-52
11/27	6/6	at Illinois	15/15	L, 67-77
12/1	11/8	Butler	NR	W, 77-57
12/4	11/8	vs. No. Carolina	9/12	W, 99-86
12/5	11/8	vs. Liberty	NR	W, 85-68
12/8	7/6	at Purdue	18/16	L, 61-71
12/11	7/6	Michigan State	NR	W, 84-54
12/19	11/7	at Fla. International	NR	W, 68-62
12/27	12/8	USC	NR	W, 74-59
12/29	10/8	Valparaiso	NR	W, 88-65
1/2	10/8	Marquette	NR	W, 75-60
1/5	8/6	West Virginia	NR	W, 75-54
1/8	8/6	at Georgetown	NR	W, 82-60
1/11	6/6	Seton Hall	NR	W, 80-52
1/15	6/6	Syracuse	NR	W, 71-56
1/18	5/6	at Pittsburgh	NR	W, 67-53
1/22	5/6	at Miami	NR	W, 76-54
1/26	5/5	at St. John's	NR	W, 69-49
1/29	5/5	Georgetown	NR	W, 87-56
2/1	5/5	at Providence	NR	W, 90-60
2/5	5/5	Boston College	18/18	W, 72-59
2/9	5/5	Pittsburgh	NR	W, 81-74



During the 1997 NCAA Championship, Beth Morgan averaged 26.7 points per game in three consecutive victories over ranked opponents, helping Notre Dame reach the NCAA Final Four for the first time in school history.



2/12	5/5	St. John's	NR	W, 94-51
2/16	5/5	at Villanova	NR	W, 70-52
2/19	5/5	at Rutgers	8/11	W, 78-74 (ot)
2/22	5/5	Miami	NR	W, 83-68
2/26	5/5	at Connecticut	1/1	L, 59-77
3/5	6/6	vs. Miami	NR	W, 67-52
3/6	5/5	vs. Rutgers	8/10	L, 72-81 (ot)
3/17	5/6	San Diego	NR	W, 87-61
3/19	5/6	vs. Geo. Washington	NR/23	W, 95-60
3/25	5/6	vs. Texas Tech	11/11	L, 65-69


2000-2001	ND Rank*	Opponent	Opp Rank*	Result
11/17	6/5	at Valparaiso	NR	W, 71-46
11/20	5/5	Arizona	NR	W, 95-65
11/22	5/5	at Wisconsin	19/NR	W, 83-56
11/24	5/5	vs. Georgia	6/6	W, 75-73
11/27	4/4	Fordham	NR	W, 89-44
12/3	4/4	vs. No. Carolina	NR	W, 78-55
12/6	4/4	Villanova	NR	W, 64-33
12/9	4/4	Purdue	6/5	W, 72-61
12/18	3/3	W. Michigan	NR	W, 84-54
12/21	3/3	at Marquette	NR	W, 75-56
12/28	3/3	at USC	NR	W, 70-61
12/31	3/3	Rice	NR	W, 80-40
1/3	3/3	at Virginia Tech	NR	W, 75-54
1/6	3/3	Rutgers	9/10	W, 67-46
1/9	3/3	at St. John's	NR	W, 84-49
1/13	3/3	Virginia Tech	NR	W, 75-55
1/15	3/3	Connecticut	1/1	W, 92-76
1/21	3/3	at Seton Hall	NR	W, 72-47
1/24	1/1	at West Virginia	NR	W, 87-64
1/31	1/1	Providence	NR	W, 64-44
2/2	1/1	at Boston College	NR	W, 81-65
2/7	1/1	Pittsburgh	NR	W, 72-58
2/14	1/1	at Syracuse	NR	W, 75-61
2/17	1/1	at Rutgers	11/14	L, 53-54
2/20	2/2	Miami (Fla.)	NR	W, 81-43
2/24	2/2	Georgetown	NR	W, 65-53
2/27	2/2	at Pittsburgh	NR	W, 82-63
3/4	2/2	vs. Georgetown	NR	W, 89-33
3/5	1/1	vs. Virginia Tech	NR	W, 67-49
3/6	1/1	at Connecticut	2/2	L, 76-78
3/17	2/2	Alcorn State	NR	W, 98-49
3/19	2/2	Michigan	NR	W, 88-54
3/24	2/2	vs. Utah	17/16	W, 69-54
3/26	2/2	vs. Vanderbilt	10/13	W, 72-64
3/30	2/2	vs. Connecticut	1/1	W, 90-75
4/1	2/2	vs. Purdue	9/8	W, 68-66

2001-2002	ND Rank*	Opponent	Opp Rank*	Result
11/18	15/14	Valparaiso	NR	W, 42-35
11/21	15/14	at Colorado St.	20/22	L, 66-72
11/24	15/14	at Arizona	NR	L, 70-72
11/26	23/23	Army	NR	W, 89-57
12/2	23/23	vs. Michigan	16/17	L, 63-78
12/6	NR	at Purdue	7/8	L, 57-70
1/21	NR	at Connecticut	1/1	L, 53-80
1/26	NR	Virginia Tech	16/17	W, 64-57
2/10	NR	Boston College	16/18	W, 60-44
2/13	23/NR	St. John's	NR	W, 66-31
2/16	23/NR	at Rutgers	NR	W, 57-52
2/19	22/NR	West Virginia	NR	W, 72-63
2/23	22/NR	at Georgetown	NR	W, 86-66
2/26	21/25	Villanova	NR	L, 45-48
3/3	21/25	vs. Syracuse	NR	L, 79-84
3/17	NR	at Tennessee	6/6	L, 50-89

2002-2003	ND Rank*	Opponent	Opp Rank*	Result
11/26	10/10	Cleveland State	NR	W, 107-65
11/29	10/10	at USC	NR	W, 69-57
12/4	9/9	at Valparaiso	NR	W, 74-68
12/7	9/9	at Arizona State	NR	W, 81-52
12/11	8/8	at DePaul	NR	L, 59-75
12/14	8/8	Temple	NR	W, 84-61
12/21	12/11	IPFW	NR	W, 82-54
12/23	12/11	Colorado State	NR	W, 46-45
12/28	12/12	vs. Tennessee	5/5	L, 61-77
12/31	13/13	at Marquette	NR	W, 75-68
1/4	13/13	Purdue	7/6	L, 54-71
1/8	16/17	at West Virginia	NR	W, 66-59
1/11	16/17	Miami (Fla.)	NR	L, 70-80
1/14	21/20	at St. John's	NR	W, 71-42
1/18	21/20	Rutgers	NR	L, 61-64
1/20	21/20	Connecticut	3/2	L, 52-73
1/25	NR/23	at Villanova	20/24	W, 58-56
1/29	NR/24	at Boston College	NR/25	L, 48-76
2/1	NR/24	West Virginia	NR	W, 69-64
2/3	NR	at Connecticut	1/1	L, 59-77
3/9	NR	vs. Villanova	20/18	L, 39-50
3/23	NR	vs. Arizona	22/22	W, 59-47
3/25	NR	at Kansas State	8/7	W, 59-53
3/30	NR	vs. Purdue	10/10	L, 47-66

2003-2004	ND Rank*	Opponent	Opp Rank*	Result
11/14	15/16	vs. Auburn	22/25	W, 77-64
11/15	15/16	at Colorado	20/20	L, 63-67 (ot)
11/21	20/20	Valparaiso	NR	W, 74-57
11/26	17/17	at Michigan St.	NR	L, 63-92
11/30	17/17	at Tennessee	3/3	L, 59-83
1/4	NR	at Purdue	7/8	L, 63-76
1/10	NR	Virginia Tech	16/15	W, 53-40
1/13	NR	Connecticut	4/4	W, 66-51
1/24	NR	Villanova	23/25	W, 38-36
1/28	NR	at Miami (Fla.)	17/16	W, 59-50
1/31	NR	Boston College	NR/23	W, 52-50
2/4	23/NR	Georgetown	NR	W, 66-52
2/8	23/NR	at Seton Hall	NR	L, 45-51
2/25	NR	Miami (Fla.)	21/19	W, 93-58
3/27	NR	vs. Penn State	5/7	L, 49-55

2004-2005	ND Rank*	Opponent	Opp Rank*	Result
11/12	10/11	Illinois State	NR	W, 92-73
11/14	10/11	Nebraska	NR	W, 73-57
11/17	11/10	Duke	6/6	W, 76-65
11/20	11/10	Ohio State	10/9	W, 66-62
11/22	6/6	Colorado State	NR	W, 69-47
11/26	6/6	at USC	NR	W, 60-56
11/30	3/3	at Valparaiso	NR	W, 69-59
12/2	3/3	Michigan State	15/15	L, 73-82 (ot)
12/9	7/5	at Dayton	NR	W, 65-39
12/11	7/5	Washington	NR	W, 72-58
12/19	7/5	at Marquette	NR	W, 50-47
12/30	6/4	at No. Illinois	NR	W, 73-49
1/2	6/4	Seton Hall	NR	W, 54-33
1/5	4/3	Syracuse	NR	W, 75-58
1/9	4/3	at Villanova	NR	L, 54-59
1/12	7/6	Connecticut	16/16	L, 50-67
1/16	7/6	Purdue	20/20	W, 86-69
1/19	11/10	at Syracuse	NR	W, 74-61
1/23	11/10	Rutgers	6/7	W, 63-47
1/26	6/7	St. John's	NR	W, 72-65
1/30	6/7	at Connecticut	9/10	W, 65-59
2/2	6/7	Boston College	16/13	W, 64-57
2/5	6/7	at Pittsburgh	NR	W, 75-47
2/9	6/7	at Providence	NR	W, 75-57
2/12	6/7	Georgetown	NR	W, 72-58
2/15	5/7	at Boston College	25/22	W, 54-47
2/19	5/7	at Rutgers	10/10	L, 48-59
2/26	10/10	West Virginia	NR	W, 82-57
3/1	10/10	at Seton Hall	NR	W, 41-35
3/6	10/10	vs. West Virginia	NR	W, 70-59
3/7	10/10	at Connecticut	13/14	L, 54-67
3/19	11/13	vs. UCSB	NR	W, 61-51
3/21	11/13	vs. Arizona State	NR/24	L, 61-70



Notre Dame earned its first-ever No. 1 ranking in 2000-01 following a 92-76 win over Connecticut. The Irish would hold the top spot in both major national polls for six weeks that season en route to the program's first NCAA title.

INTRODUCTION

2014-15 SEASON PREVIEW

STUDENT-ATHLETES

COACHING STAFF

2014-15 OPPONENTS

2013-14 SEASON IN REVIEW

RECORDS

HISTORY

155

In the Rankings



The Fighting Irish have won their last seven games against in-state rival Purdue, a run that began with a 67-58 victory over the No. 10/9 Boilermakers in 2006.


2005-2006	ND Rank*	Opponent	Opp Rank*	Result
11/18	15/16	Michigan	NR	W, 55-45
11/20	15/16	at W. Michigan	NR	W, 71-68
11/23	13/15	at Indiana	NR	W, 74-61
11/27	13/15	USC	24/21	W, 73-62
11/29	11/12	Iona	NR	W, 74-55
12/4	11/12	at Wisconsin	NR	W, 77-72
12/7	10/10	at Purdue	24/23	L, 54-65
12/17	13/14	vs. Arkansas State	NR	W, 77-54
12/18	13/14	vs. Utah	22/21	W, 68-55
12/28	12/11	Valparaiso	NR	W, 58-50
12/31	12/11	Tennessee	1/1	L, 51-62
1/4	12/12	at St. John's	NR	L, 63-66
1/7	12/12	Seton Hall	NR	L, 61-74
1/10	20/19	Marquette	NR	W, 67-65 (ot)
1/14	20/19	at Louisville	NR	L, 51-61
1/17	24/22	DePaul	10/10	W, 78-75
1/21	24/22	at Georgetown	NR	W, 54-52
1/24	21/21	at Rutgers	10/9	L, 43-69
1/28	21/21	South Florida	NR	L, 64-68 (ot)
2/12	NR	at DePaul	17/15	L, 50-79
2/19	NR	Connecticut	8/6	L, 64-79
3/5	NR	at Connecticut	7/7	L, 60-71

2006-2007	ND Rank*	Opponent	Opp Rank*	Result
12/6	NR	Purdue	10/9	W, 67-58
12/30	NR	at Tennessee	4/4	L, 54-78
1/23	NR	at Marquette	17/18	L, 62-71
1/27	NR	at Connecticut	7/5	L, 47-64
2/7	NR	Louisville	17/16	W, 64-55
2/24	NR	Rutgers	21/22	L, 60-76
3/20	NR	vs. North Carolina	2/2	L, 51-60

2007-2008	ND Rank*	Opponent	Opp Rank*	Result
11/9	24/NR	Miami (Ohio)	NR	W, 98-50
11/13	23/25	Western Kentucky	NR	W, 78-59
11/16	23/25	at Maryland	3/3	L, 59-75
11/20	23/24	at Central Michigan	NR	W, 94-41
11/24	23/24	Boston College	NR	W, 88-58
11/27	22/23	Canisius	NR	W, 93-47
12/2	22/23	Michigan	NR	W, 77-46
12/5	16/20	at Bowling Green	NR	W, 86-84 (ot)
12/8	16/20	at Purdue	NR	W, 61-48
12/12	17/17	Valparaiso	NR	W, 94-66
12/21	17/17	at IUPUI	NR	W, 67-44
12/29	16/16	Saint Francis (Pa.)	NR	W, 82-39
1/2	14/14	at Richmond	NR	W, 84-59
1/5	14/14	Tennessee	3/3	L, 63-87
1/8	14/14	at Louisville	NR	W, 82-74
1/13	14/14	at West Virginia	16/16	L, 50-56
1/16	17/15	Villanova	NR	W, 69-58
1/19	17/15	at Georgetown	NR	W, 104-86
1/22	16/16	DePaul	NR/25	L, 80-81
1/27	16/16	Connecticut	1/1	L, 64-81
1/30	20/20	Providence	NR	W, 85-54
2/2	20/20	at Cincinnati	NR	W, 73-41
2/10	16/17	Pittsburgh	15/15	W, 81-66
2/13	16/16	Marquette	NR	W, 99-76
2/16	16/16	at Syracuse	21/23	W, 79-67
2/19	14/14	at Rutgers	5/4	L, 51-57
2/24	14/14	at DePaul	NR	W, 66-64
2/27	14/14	South Florida	NR	W, 92-49
3/1	14/14	Seton Hall	NR	W, 70-55
3/3	9/14	at St. John's	NR	L, 51-61
3/9	9/15	vs. Pittsburgh	NR	L, 53-64
3/23	15/19	vs. SMU	NR	W, 75-62
3/25	15/19	vs. Oklahoma	14/13	W, 79-75 (ot)
3/30	15/19	vs. Tennessee	3/3	L, 64-74

2008-2009	ND Rank*	Opponent	Opp Rank*	Result
11/16	16/14	at LSU	24/22	W, 62-53
11/19	15/15	Evansville	NR	W, 96-61
11/23	15/15	at Boston College	NR	W, 102-54
11/25	14/10	Georgia Southern	NR	W, 85-36
11/29	14/10	Michigan State	24/NR	W, 78-72
12/2	11/8	at E. Michigan	NR	W, 83-63
12/7	11/8	Purdue	17/20	W, 62-51
12/10	8/8	at Michigan	NR	L, 59-63 (ot)
12/13	8/8	at Valparaiso	NR	W, 63-55
12/20	13/7	Loyola (Ill.)	NR	W, 89-45
12/28	12/6	at Charlotte	NR	W, 68-61
12/30	12/6	at Vanderbilt	20/19	W, 59-57
1/3	12/6	at Seton Hall	NR	W, 66-60
1/6	12/4	at DePaul	NR	W, 86-62
1/10	12/4	Georgetown	NR	W, 84-63
1/13	10/4	at Marquette	NR	L, 65-75
1/17	10/4	St. John's	NR	W, 70-67
1/24	13/9	at Villanova	NR	L, 48-55
1/27	17/13	Rutgers	NR	L, 68-78
1/31	17/13	Cincinnati	NR	W, 66-50
2/3	19/16	at Pittsburgh	22/24	L, 70-82
2/8	19/16	DePaul	25/25	W, 62-59
2/11	22/22	Louisville	10/12	L, 66-71
2/17	24/24	at South Florida	NR	W, 86-79
2/22	24/24	at Connecticut	1/1	L, 66-76
2/24	23/22	Syracuse	NR	W, 90-79
2/28	23/22	at Providence	NR	W, 65-56
3/2	20/22	West Virginia	NR	W, 72-66
3/7	20/17	vs. St. John's	NR	W, 62-45
3/8	20/17	vs. Villanova	NR	L, 47-58
3/22	23/20	Minnesota	NR	L, 71-79

2009-2010	ND Rank*	Opponent	Opp Rank*	Result
11/15	4/7	Ark.-Pine Bluff	NR	W, 102-57
11/19	5/6	at Michigan St.	21/21	W, 68-67
11/22	5/6	Iona	NR	W, 80-45
11/26	5/6	vs. San Diego St.	23/24	W, 84-79
11/27	5/6	vs. South Carolina	NR	W, 78-55
11/28	5/6	vs. Oklahoma	20/17	W, 81-71
12/2	5/6	Eastern Michigan	NR	W, 69-59
12/8	3/4	IPFW	NR	W, 96-60
12/12	3/4	Valparaiso	NR	W, 88-47
12/20	4/4	Charlotte	NR	W, 90-31
12/29	3/3	at Central Florida	NR	W, 85-52
12/31	3/3	Vanderbilt	18/16	W, 74-69
1/4	3/3	at Purdue	NR	W, 79-75
1/9	3/3	Villanova	NR	W, 81-46
1/12	3/3	South Florida	NR	W, 81-64
1/16	3/3	at Connecticut	1/1	L, 46-70
1/19	4/5	at Louisville	NR	W, 78-60
1/24	4/5	West Virginia	16/11	W, 74-66
1/27	3/3	Providence	NR	W, 84-59
1/30	3/3	at Syracuse	NR	W, 74-73
2/1	3/3	at Rutgers	NR	W, 75-63
2/6	3/3	Pittsburgh	NR	W, 86-76
2/9	4/3	at Cincinnati	NR	W, 66-50
2/14	4/3	DePaul	NR	W, 90-66
2/16	4/3	at St. John's	22/23	L, 71-76
2/20	4/3	at Georgetown	14/12	L, 66-76
2/23	7/8	Marquette	NR	W, 82-67
2/27	7/8	at Seton Hall	NR	W, 72-47
3/1	6/8	Connecticut	1/1	L, 51-76
3/6	6/7	vs. Louisville	NR	W, 89-52
3/7	6/7	vs. St. John's	16/16	W, 75-67
3/8	6/7	at Connecticut	1/1	L, 44-59
3/21	7/7	Cleveland State	NR	W, 86-58
3/23	7/7	Vermont	NR	W, 84-66
3/28	7/7	vs. Oklahoma	12/12	L, 72-77 (ot)



Becca Bruszewski scored 10 of her 12 points after halftime as Notre Dame set a school record by rallying from an 18-point second-half deficit to earn a 59-57 win at No. 20/19 Vanderbilt in 2008.



2010-2011	ND Rank*	Opponent	Opp Rank*	Result
11/12	12/12	New Hampshire	NR	W, 99-48
11/15	12/12	Morehead State	NR	W, 91-28
11/18	12/12	UCLA	15/15 L	83-86 (2ot)
11/21	12/12	at Kentucky	9/10	L, 76-81
11/26	18/16	IUPUI	NR	W, 95-29
11/27	18/16	Wake Forest	NR	W, 92-69
11/28	18/16	Butler	NR	W, 85-54
12/1	16/16	at Baylor	2/3	L, 65-76
12/5	16/16	Purdue	NR	W, 72-51
12/8	18/18	at Providence	NR	W, 79-43
12/11	18/18	Creighton	NR	W, 91-54
12/20	17/16	at Valparaiso	NR	W, 94-43
12/29	16/14	vs. Gonzaga	NR	W, 70-61
12/30	16/14	vs. Loy. Marymount	NR	W, 91-47
1/2	16/14	SE Missouri State	NR	W, 97-21
1/5	13/12	at Marquette	NR	W, 73-55
1/8	13/12	Connecticut	2/2	L, 76-79
1/12	12/12	Louisville	NR	W, 80-60
1/15	12/12	at Pittsburgh	NR	W, 82-50
1/18	11/10	Georgetown	16/17	W, 80-58
1/23	11/10	St. John's	NR/23	W, 69-36
1/29	9/9	at Villanova	NR	W, 58-43
2/1	8/8	Syracuse	NR/25	W, 71-48
2/5	8/8	at South Florida	NR	W, 76-68
2/8	8/8	Seton Hall	NR	W, 89-38
2/12	8/8	Rutgers	NR	W, 71-49
2/19	8/8	at Connecticut	2/2	L, 57-78
2/22	8/7	at West Virginia	19/18	W, 72-60
2/26	8/7	Cincinnati	NR	W, 66-48



Notre Dame won a school-record 15 games against ranked opponents in 2011-12, including the program's largest margin of victory against a top-five opponent with its 80-49 win against No. 5 Maryland in the NCAA Raleigh Regional final.

2/28	7/7	at DePaul	12/11	L, 69-70
3/6	7/8	vs. Louisville	NR	W, 63-53
3/7	10/8	vs. DePaul	9/13	W, 71-67
3/8	10/7	at Connecticut	1/1	L, 64-73
3/19	9/7	at Utah	NR	W, 67-54
3/21	9/7	vs. Temple	NR	W, 77-64
3/26	9/7	vs. Oklahoma	21/20	W, 78-53
3/28	9/7	vs. Tennessee	4/4	W, 73-59
4/3	9/7	vs. Connecticut	1/1	W, 72-63
4/5	9/7	vs. Texas A&M	7/8	L, 70-76

2011-2012	ND Rank*	Opponent	Opp Rank*	Result
11/11	2/2	Akron	NR	W, 81-61
11/13	2/2	Indiana State	NR	W, 99-34
11/17	2/2	Hartford	NR	W, 98-43
11/20	2/2	at Baylor	1/1	L, 81-94
11/25	4/3	vs. USC	NR	W, 80-58
11/26	4/3	vs. Duke	7/6	W, 56-54
12/2	3/3	Pennsylvania	NR	W, 69-38
12/4	3/3	at Creighton	NR	W, 76-48
12/7	3/3	Marquette	NR	W, 95-42
12/10	3/3	at Purdue	12/14	W, 66-38
12/18	3/3	Kentucky	8/7	W, 92-83
12/20	3/3	Central Florida	NR	W, 90-38
12/28	3/3	Longwood	NR	W, 92-26
12/30	3/3	at Mercer	NR	W, 128-42
1/4	3/3	at Seton Hall	NR	W, 74-36
1/7	3/3	Connecticut	2/2	W, 74-67 (ot)
1/10	2/2	at Georgetown	18/17	W, 80-60
1/14	2/2	at Cincinnati	NR	W, 76-50
1/17	2/2	Pittsburgh	NR	W, 120-44
1/21	2/2	Villanova	NR	W, 76-43
1/23	2/2	Tennessee	7/9	W, 72-44
1/28	2/2	at St. John's	NR	W, 71-56
1/31	2/2	at Rutgers	13/14	W, 71-41
2/5	2/2	DePaul	NR/23	W, 90-70
2/7	2/2	at Syracuse	NR	W, 74-55
2/12	2/2	West Virginia	NR	L, 63-65
2/14	4/4	Providence	NR	W, 66-47
2/20	3/4	at Louisville	16/16	W, 68-52
2/25	3/3	South Florida	NR	W, 80-68
2/27	3/3	at Connecticut	4/4	W, 72-59
3/4	3/3	vs. DePaul	NR/23	W, 69-54
3/5	3/3	vs. West Virginia	25/NR	W, 73-45
3/6	3/3	at Connecticut	4/4	L, 54-63
3/18	4/4	Liberty	NR	W, 74-43
3/20	4/4	California	NR	W, 73-62
3/25	4/4	vs. St. Bonaventure	21/25	W, 79-35
3/27	4/4	vs. Maryland	5/5	W, 80-49
4/1	4/4	vs. Connecticut	3/3	W, 83-75 (ot)
4/3	4/4	vs. Baylor	1/1	L, 61-80

2012-2013	ND Rank*	Opponent	Opp Rank*	Result
11/9	7/6	vs. Ohio State	19/21	W, 57-51
11/18	7/6	Massachusetts	NR	W, 94-50
11/20	5/5	Mercer	NR	W, 93-36
11/23	5/5	at UCLA	19/22	W, 76-64
11/29	5/5	at Central Michigan	NR	W, 72-63
12/5	5/5	Baylor	3/3	L, 61-73
12/8	5/5	Utah State	NR	W, 109-70
12/19	5/5	vs. Alabama A&M	NR	W, 100-39
12/20	5/5	vs. Kansas State	NR	W, 87-57
12/21	5/5	vs. Texas A&M	22/22	W, 83-74
12/29	5/5	Purdue	11/11	W, 74-47
12/31	5/5	St. Francis (Pa.)	NR	W, 128-55
1/5	5/5	at Connecticut	1/1	W, 73-72
1/8	2/3	at South Florida	NR	W, 75-71 (ot)
1/13	2/3	Rutgers	NR	W, 71-46

1/15	2/3	Georgetown	NR	W, 79-64
1/20	2/3	St. John's	NR	W, 74-50
1/23	2/3	at Pittsburgh	NR	W, 73-47
1/26	2/3	Providence	NR	W, 89-44
1/28	2/3	at Tennessee	9/9	W, 77-67
2/2	2/3	Cincinnati	NR	W, 64-42
2/5	2/3	at Villanova	NR	W, 59-52
2/9	2/3	at Seton Hall	NR	W, 69-49
2/11	2/3	Louisville	10/11	W, 93-64
2/17	2/3	at Marquette	NR	W, 87-49
2/24	2/2	at DePaul	NR	W, 84-56
2/26	2/2	Syracuse	22/20	W, 79-68
3/2	2/2	at Providence	NR	W, 92-57
3/4	2/2	Connecticut	3/3	W, 96-87 (3ot)
3/10	2/2	vs. South Florida	NR	W, 75-66
3/11	2/2	vs. Louisville	16/15	W, 83-59
3/12	2/2	at Connecticut	3/3	W, 61-59
3/24	2/2	vs. UT-Martin	NR	W, 97-64
3/26	2/2	at Iowa	NR	W, 74-57
3/31	2/2	vs. Kansas	NR	W, 93-63
4/2	2/2	vs. Duke	NR	W, 87-76
4/7	2/2	vs. Connecticut	3/3	L, 65-83

2013-2014	ND Rank*	Opponent	Opp Rank*	Result
11/9	6/7	UNC Wilmington	NR	W, 99-50
11/11	6/6	Michigan State	19/18	W, 82-61
11/16	6/6	Valparaiso	NR	W, 96-46
11/23	5/6	at Pennsylvania	NR	W, 76-54
11/26	5/6	DePaul	25/25	W, 92-76
12/1	5/6	vs. Duquesne	NR	W, 100-61
12/4	4/5	at Penn State	10/11	W, 77-67
12/7	4/5	UCLA	NR	W, 90-48
12/14	4/4	at Michigan	NR	W, 86-64
12/22	4/4	Central Michigan	NR	W, 106-72
12/29	2/2	at Oregon State	NR	W, 70-58
1/2	2/2	South Dakota St.	NR	W, 94-51
1/5	2/2	Clemson	NR	W, 71-51
1/9	2/2	Boston College	NR	W, 95-53
1/12	2/2	at Virginia	NR	W, 79-72
1/16	2/2	at Pittsburgh	NR	W, 109-66
1/20	2/2	at Tennessee	11/10	W, 86-70
1/23	2/2	Miami (Fla.)	NR	W, 79-52
1/27	2/2	at Maryland	8/6	W, 87-83
1/30	2/2	Virginia Tech	NR	W, 74-48
2/2	2/2	at Duke	3/3	W, 88-67
2/6	2/2	at Florida State	NR	W, 81-60
2/9	2/2	Syracuse	NR	W, 101-64
2/13	2/2	at Boston College	NR	W, 82-61
2/17	2/2	Georgia Tech	NR	W, 87-72
2/20	2/2	at Wake Forest	NR	W, 86-61
2/23	2/2	Duke	7/7	W, 81-70
2/27	2/2	North Carolina	14/11	W, 100-75
3/2	2/2	at N.C. State	13/17	W, 84-60
3/7	2/2	vs. Florida State	NR	W, 83-57
3/8	2/2	vs. N.C. State	14/17	W, 83-48
3/9	2/2	vs. Duke	10/10	W, 69-53
3/22	2/2	vs. Robert Morris	NR	W, 93-42
3/24	2/2	vs. Arizona State	NR	W, 84-67
3/29	2/2	Oklahoma State	21/18	W, 89-72
3/31	2/2	Baylor	5/6	W, 88-69
4/6	2/2	vs. Maryland	11/9	W, 87-61
4/8	2/2	vs. Connecticut	1/1	L, 58-79

* - The numbers in front of the opponent indicate Notre Dame's rankings in the Associated Press poll and WBCA/USA Today poll at the time of the game. The numbers following the opponent indicate the opponent's ranking in both polls. The first number listed is the AP poll ranking. The 1988-89 season was the first year of the WBCA/USA Today poll. NR indicates the team was not ranked in the top 25 at game time.



NCAA Championship History

NOTRE DAME'S NCAA CHAMPIONSHIP HISTORY

Year	Seed	Region	Qualified	Round	Seed/Opponent	Result	Location
1992	12	Midwest	MCC Champion	1st	#5 UCLA	L, 72-93	Los Angeles, Calif.
1994	7	East	MCC Champion	1st	#10 Minnesota	L, 76-81	Notre Dame, Ind.
1996	12	Midwest	At-Large	1st 2nd	#5 Purdue #4 Texas Tech	W, 73-60 L, 67-82	Lubbock, Texas Lubbock, Texas
1997	6	East	At-Large	1st 2nd Regional Semifinal Regional Final National Semifinal	#11 Memphis #3 Texas #2 Alabama #5 George Washington #3 Tennessee	W, 93-62 W, 86-83 W, 87-71 W, 62-52 L, 66-80	Austin, Texas Austin, Texas Columbia, S.C. Columbia, S.C. Cincinnati, Ohio
1998	9	Midwest	At-Large	1st 2nd Regional Semifinal	#8 Southwest Missouri State #1 Texas Tech #4 Purdue	W, 78-64 W, 74-59 L, 65-70	Lubbock, Texas Lubbock, Texas Lubbock, Texas
1999	5	West	At-Large	1st 2nd	#12 Saint Mary's (Calif.) #4 LSU	W, 61-57 L, 64-74	Baton Rouge, La. Baton Rouge, La.
2000	2	Midwest	At-Large	1st 2nd Regional Semifinal	#15 San Diego #7 George Washington #3 Texas Tech	W, 87-61 W, 95-60 L, 65-69	Notre Dame, Ind. Notre Dame, Ind. Memphis, Tenn.
2001	1	Midwest	At-Large	1st 2nd Regional Semifinal Regional Final National Semifinal National Championship	#16 Alcorn State #8 Michigan #5 Utah #3 Vanderbilt #1 Connecticut #3 Purdue	W, 98-49 W, 88-54 W, 69-54 W, 72-64 W, 90-75 W, 88-66	Notre Dame, Ind. Notre Dame, Ind. Denver, Colo. Denver, Colo. St. Louis, Mo. St. Louis, Mo.
2002	7	Midwest	At-Large	1st 2nd	#10 New Mexico #2 Tennessee	W, 58-44 L, 50-89	Knoxville, Tenn. Knoxville, Tenn.
2003	11	East	At-Large	1st 2nd Regional Semifinal	#6 Arizona #3 Kansas State #2 Purdue	W, 59-47 W, 59-53 L, 47-66	Manhattan, Kan. Manhattan, Kan. Dayton, Ohio
2004	5	East	At-Large	1st 2nd Regional Semifinal	#5 Southwest Missouri State #13 Middle Tennessee #1 Penn State	W, 69-65 (OT) W, 59-46 L, 49-55	Notre Dame, Ind. Notre Dame, Ind. Hartford, Conn.
2005	4	Tempe	At-Large	1st 2nd	#13 UC Santa Barbara #5 Arizona State	W, 61-51 L, 61-70	Fresno, Calif. Fresno, Calif.
2006	9	Albuquerque	At-Large	1st	#8 Boston College	L, 61-78	West Lafayette, Ind.
2007	9	Dallas	At-Large	1st 2nd	#8 California #1 North Carolina	W, 62-59 L, 51-60	Pittsburgh, Pa. Pittsburgh, Pa.
2008	5	Oklahoma City	At-Large	1st 2nd Regional Semifinal	#12 SMU #4 Oklahoma #1 Tennessee	W, 75-62 W, 79-75 (OT) L, 64-74	West Lafayette, Ind. West Lafayette, Ind. Oklahoma City, Okla.
2009	7	Trenton	At-Large	1st	#10 Minnesota	L, 71-79	Notre Dame, Ind.
2010	2	Kansas City	At-Large	1st 2nd Regional Semifinal	#15 Cleveland State #10 Vermont #3 Oklahoma	W, 86-58 W, 84-66 L, 72-77 (OT)	Notre Dame, Ind. Notre Dame, Ind. Kansas City, Mo.
2011	2	Dayton	At-Large	1st 2nd Regional Semifinal Regional Final National Semifinal National Championship	#15 Utah #10 Temple #6 Oklahoma #1 Tennessee #1 Connecticut #2 Texas A&M	W, 67-54 W, 77-64 W, 78-53 W, 73-59 W, 72-63 L, 70-76	Salt Lake City, Utah Salt Lake City, Utah Dayton, Ohio Dayton, Ohio Indianapolis, Ind. Indianapolis, Ind.
2012	1	Raleigh	At-Large	1st 2nd Regional Semifinal Regional Final National Semifinal National Championship	#16 Liberty #8 California #5 Saint Bonaventure #2 Maryland #1 Connecticut #1 Baylor	W, 74-43 W, 73-62 W, 79-35 W, 80-49 W, 83-75 (OT) L, 61-80	Notre Dame, Ind. Notre Dame, Ind. Raleigh, N.C. Raleigh, N.C. Denver, Colo. Denver, Colo.
2013	1	Norfolk	BIG EAST Champion	1st 2nd Regional Semifinal Regional Final National Semifinal	#16 Tennessee-Martin #9 Iowa #12 Kansas #2 Duke #1 Connecticut	W, 97-64 W, 74-57 W, 93-63 W, 87-76 L, 65-83	Iowa City, Iowa Iowa City, Iowa Norfolk, Va. Norfolk, Va. New Orleans, La.
2014	1	Notre Dame	ACC Champion	1st 2nd Regional Semifinal Regional Final National Semifinal National Championship	#16 Robert Morris #9 Arizona State #5 Oklahoma State #2 Baylor #4 Maryland #1 Connecticut	W, 93-42 W, 84-67 W, 89-72 W, 88-69 W, 87-61 L, 58-79	Toledo, Ohio Toledo, Ohio Notre Dame, Ind. Notre Dame, Ind. Nashville, Tenn. Nashville, Tenn.

Overall: 46-20 (.697)

National Championship Games: 1-3 (.333)

National Semifinals: 4-2 (.667)

Women's Final Four (combined): 5-5 (.500)

Regional Finals (Elite Eight): 6-0 (1.000)

Regional Semifinals (Sweet Sixteen): 6-6 (.500)

Second Round: 12-5 (.706)

First Round: 17-4 (.810)

Home: 12-2 (.857)

Away: 5-4 (.556)

Neutral: 29-14 (.674)





Irish Eyes Were Smiling In 2001

*Notre Dame wins first NCAA title to cap off a magical season;
Riley and McGraw named consensus National Player and Coach of the Year*



Surrounded by her players, Notre Dame head coach Muffet McGraw accepts the NCAA championship trophy moments after the Fighting Irish defeated Purdue, 68-66, on April 1, 2001, capping off a magical 34-2 season with the program's first national title.

When the University of Notre Dame women's basketball team first played in the NCAA Final Four in 1997, high school senior Ruth Riley — already signed to play for the Irish — watched on television.

Little did she know four years later she would be the star of stars in that same show.

When Niele Ivey came to Notre Dame in the fall of 1996, she thought she would have been graduated and gone by the time the 2000-01 came along. But, a pair of serious knee ligament injuries set her career back by a season, leaving her a final year of eligibility to play with Riley in 2000-01.

Little did she know it would turn into a dream come true in her St. Louis hometown.

When Muffet McGraw became Notre Dame's head coach in 1987, the Irish were still five seasons away from making the NCAA Championship for the first time in the history of the program. But, then-athletic director Gene Corrigan dubbed her the perfect person to lead the Irish to the promised land.

Little did she know 2001 would be the perfect year.

When senior Kelley Siemon looked ahead to her final season at Notre Dame, her modest personal goal involved attempting to regain the starting job she lost a the previous year after two seasons in the starting lineup.

Little did she know she would accomplish that objective with such flair, earning herself the BIG EAST Conference's most improved player award in the process.

When Notre Dame began the 2000-01 season, the Irish had never beaten perennial national power Connecticut. McGraw readily admitted you couldn't call it a rivalry when the Huskies had won all 11 previous meetings. In five of the previous six meetings, Connecticut won by 18 or more points — and only twice in the 11 meetings had the Huskies' winning margins been in single digits.

Little did the Irish know they twice would defeat Connecticut in 2000-01, both times when the Huskies were ranked number one in the country — and by margins of 16 and 15 points.

Now, that's progress.

It marked the first time Connecticut had been beaten twice in a season by the same team since Miami (Fla.) did it in 1992-93 when the Hurricanes stormed through their second BIG EAST season.

And so it went in a magical confluence of skill, grit, fortune and character that turned into a national championship for Riley, Ivey, McGraw, Siemon and their cohorts in 2000-01.

Any real Irish fan might have known this would happen way back in November and December. After all, Notre Dame got off to a zesty start thanks to Thanksgiving weekend victories over 19th-ranked Wisconsin (on the Badgers' floor) and sixth-rated Georgia in the Coaches vs. Cancer Challenge, followed by a first-week-of-December home win over sixth-ranked and eventual championship game adversary Purdue.

Still, for all the glitz produced by their 16-0 record, the third-ranked Irish somehow knew they needed to prove they could go toe to toe with the Connecticuts and Tennessees of the women's hoops world before they would be viewed as serious contenders for the NCAA crown that eight previous times had gone to the Huskies or the Vols.

And so they did just that.

On a Martin Luther King Day afternoon in the Joyce Center on the Notre Dame campus, the Irish recorded a victory that registered much stronger on the Richter scale than anything else they'd ever accomplished in women's basketball.

They didn't just beat Connecticut, they led wire to wire. They didn't just sneak by, by a point or two, they dominated the game from start to finish, led by a singular performance by Riley, who finished with 29

points and 12 rebounds.

They might have used Siemon's bandaged hand as an excuse. Instead, the senior forward became that day's poster child for determination, as she gutted out a 15-point, eight-rebound, five-assist effort.

That day put Notre Dame women's basketball on the map like no other game had. It earned the Irish the number-one ranking, it lit up the number-one sign on top of Grace Hall — and it prompted the raising of the number-one flag in front of the Joyce Center.

Being first marked a first for the Irish women. Longtime Irish athletic observers called it one of the most uplifting sports moments seen at Notre Dame in some time.

McGraw's crew ran its winning streak to 23 before a one-point road loss at Rutgers and a two-point BIG EAST Tournament championship game loss at Connecticut. That sent Notre Dame into the NCAA Championship as one of four number-one seeds (Connecticut, Tennessee and Duke were the others).

Ironically, the two defeats might have steeled the Irish for what was to come in March. They found at Rutgers that even when you out-shoot (the Scarlet Knights shot only 33 percent) and out-rebound your opponent, 50 percent free-throw shooting (11 of 22) can prove to be your undoing.

And even in the loss on Connecticut's floor on a last-gasp shot in the conference tourney finale, they proved they could play at a frenetic pace (Connecticut led 52-46 at half) in a hostile environment and survive impressively. Despite the loss, the game further cemented the notion in the heads of the Irish that they could compete with the Huskies. All of a sudden, the Irish appeared as likely a team as any other to win it all.

Meanwhile, the bandwagon grew bigger by the day. Thanks to sellout crowds at the Joyce Center for the Connecticut and Georgetown home dates, and including nine of the top 15 crowds in Irish women's



2001 NCAA National Champions



Kelley Siemon (#50), Ruth Riley (#00), Alicia Ratay (#22) and Niele Ivey (#33) celebrate Notre Dame's first NCAA championship after Purdue's Katie Douglas missed a potential game-tying shot at the buzzer.

basketball history during the 2000-01 campaign, Notre Dame finished 10th in the country in home attendance at 6,376 per game.

The Irish breezed through their first two NCAA tests, playing for the second straight season on their home floor for the first two rounds. Against 16th-seeded Alcorn State in the first round, a 19-1 run at the end of the first half enabled Notre Dame to double the score by halftime (47-23), with Riley required for only 20 minutes of play (she hit all six shots for 16 points) in the 98-49 win. The Irish were nearly as dominant two nights later in an 88-54 triumph over Michigan.

Next, it was on to the Midwest Regional in Denver. In the semifinals, Riley notched 12 of Notre Dame's first 13 second-half points as the Irish prevailed 69-54 against defense-minded Utah. Then came a stretch in which Notre Dame displayed a resiliency never before seen by an NCAA champion in women's basketball.

The Irish had been so dominant throughout the season they trailed only four percent of the time in their games. They averaged a 14-point halftime lead during the season. But, in none of the final three games of the NCAA Championship did Notre Dame hold the lead at halftime. The Irish became the first team to win an NCAA crown in women's basketball by overcoming double-digit deficits in both the semifinal and championship games.

Against Vanderbilt in the regional final, there were more than enough storylines to go around with McGraw facing her former mentor in Commodore coach Jim Foster — and first-team All-America center Riley going up against Vanderbilt's second-team All-America center, Chantelle Anderson. The Irish broke out of a 40-40 halftime tie, with Riley scoring 11 straight points after Anderson fouled out (and 22 overall in the second half on her way to a season-high 32) to pave the way for a 72-64 triumph.

Now on to the NCAA Final Four for the second time in five years, the Irish headed for Ivey's hometown of St. Louis where the Savvis Center would be home to the women's basketball championship. The semifinal matchup between top-rated Connecticut and second-rated Notre Dame provided a turnaround that proved absolutely spellbinding.

The Irish never led early on, facing deficits of 6-0,

23-10, 44-31 and as many as 16 points at 47-31. Riley played only 12 minutes in the first half after picking up a second foul and had only three points at intermission. Ivey kept her team somewhere in range with a dozen points in the first 20 minutes. An Asjha Jones jumper at the 19:13 mark of the second session made it 54-39 for the Huskies — and from there the Irish went to work with a vengeance.

An 11-2 Notre Dame run pulled McGraw's troops within a bucket by the 14:37 mark — and Alicia Ratay's three-pointer gave the Irish their first lead of the night at 61-59. Then, from the time Notre Dame trailed 65-63, the Irish used a 16-1 run to take a commanding 79-66 advantage that held up for a final 90-75 margin. The Irish set a Final Four and Notre Dame record for three-point percentage by hitting eight of 11 (.778) from long range. Notre Dame ended the top-ranked team's season by outscoring Connecticut, 53-26 in the second half.

The comeback in the championship game against downstate rival Purdue was slightly less profound, but no less significant considering the stakes. Purdue ran out to 16-5 and 19-7 advantages, but the Irish clawed back and scored the first eight points of the second half to take their first lead at 34-32. Purdue held leads most of the rest of the way (including an eight-point bulge with 12 minutes remaining) until Riley's inside bucket tied the contest at 66 with 1:01 left on the clock. After Shereka Wright missed for Purdue, the Irish called timeout with 25 seconds remaining.

Siemon then did what most of the crowd of

20,551 expected. She made an entry pass to Riley, and with 5.8 seconds left, freshman Wright fouled Riley and sent her to the line for two shots. The national player of the year showed why she merited that honor, hitting both attempts for a 68-66 Notre Dame lead. That left her with 28 points, 13 rebounds and seven blocked shots — an effort that earned her the most outstanding player designation for the Final Four.

Purdue's Katie Douglas had one final chance, but as her last-gasp shot bounced off the rim, the celebration began — as the purple, pink and gold streamers surrounded a giddy cast of Irish players and coaches. The 22nd national championship in Notre Dame athletic history hardly could have come in more dramatic fashion. The Irish led for only 1:18 of the 40 minutes. Ericka Haney slashed her way to 13 points, Ivey added 12 and Siemon chipped in with 10 to complement Riley.

Years from now, Ruth Riley will remember the tears and the hugs and the euphoria of those precious seconds after victory was secured — and she'll try to put them in perspective.

Niele Ivey will thank her lucky stars that uncontrollable injuries left her in position to star on the 2000-01 squad.

Muffet McGraw will wonder where her coaching road might have taken her if she'd never accepted Gene Corrigan's invitation.

And Kelley Siemon will laugh at the idea anyone even considered that a broken bone in her hand might keep her from helping Notre Dame to its first-ever women's basketball national championship.

In a season that will leave behind a remarkable glow for some time to come at Notre Dame, the 2000-01 Irish were as good as gold.

Notre Dame 68 • Purdue 66 (National Championship Game)

April 1, 2001
Savvis Center (St. Louis, Mo.)

Purdue	3-pt									
	FG-A	FG-A	FTA	REB	PF	TP	A	TO	B	ST
Shalica Hums	7-13	0-0	3-5	4-37	0	17	0	2	1	39
Shereka Wright	6-15	2-4	3-5	2-24	2	17	0	2	1	34
Camille Cooper	3-9	0-0	0-0	1-56	6	6	2	2	2	1
Kelly Komara	3-9	2-5	0-0	0-22	1	8	2	1	0	37
Katie Douglas	6-15	3-6	3-3	1-67	2	18	5	6	0	5
Lindsey Hicks	0-0	0-0	0-0	0-0	0	0	0	0	0	0
Shimika Parks	0-3	0-2	0-0	1-12	1	0	1	1	0	12
Candi Crawford	0-2	0-0	0-2	3-14	4	0	2	1	0	11
Mary Jo Noon	0-1	0-0	0-0	0-0	2	0	0	0	0	3
Team				5-49				1		
TOTALS	25-67	7-17	9-15	17-241	16	66	12	16	4	10

Notre Dame	3-pt									
	FG-A	FG-A	FTA	REB	PF	TP	A	TO	B	ST
Ericka Haney	6-11	0-0	1-2	1-45	3	13	2	0	1	35
Kelley Siemon	5-11	0-0	0-0	2-79	3	10	6	7	0	40
Ruth Riley	9-13	0-0	10-14	6-713	3	28	1	3	7	0
Alicia Ratay	1-6	1-4	0-0	0-44	4	3	2	1	0	35
Niele Ivey	5-13	0-4	2-3	1-45	0	12	4	4	1	6
Jeneka Joyce	0-2	0-2	2-2	0-0	1	2	1	0	0	20
Amanda Barksdale	0-1	0-0	0-0	1-12	1	0	0	1	0	8
Team				0-0						
TOTALS	25-56	1-10	15-21	11-2738	14	68	16	15	11	8

SCORE BY PERIODS

	1	2	F
Purdue	32	34	66
Notre Dame	26	42	68

Officials: Sally Bell, Scott Yarbrough, Lisa Mattingly; Attendance: 20,551



Irish Individual NCAA Championship Records

Points

- 36 Beth Morgan vs. Alabama, 3/22/97
(East Regional Semifinal at Columbia, S.C.)
- 35 Charel Allen vs. Oklahoma, 3/25/08
(Oklahoma City Region Second Round at West Lafayette, Ind.)
- 32 Ruth Riley vs. Vanderbilt, 3/26/01
(Midwest Regional Final at Denver, Colo.)
- 31 Skylar Diggins vs. Vermont, 3/23/10
(Kansas City Region Second Round at Notre Dame, Ind.)

Rebounds

- 16 Katryna Gaither vs. George Washington, 3/24/97 (East Regional Final at Columbia, S.C.)
- 15 Natalie Achonwa vs. Baylor, 3/31/14 (Notre Dame Regional Final at Notre Dame, Ind.)
- 14 four times (MR: Natalie Achonwa at Iowa, 3/26/13 (Norfolk Region Second Round at Iowa City, Iowa))

Assists

- 12 Skylar Diggins vs. Oklahoma, 3/26/11 (Dayton Regional Semifinal at Dayton, Ohio)
- 11 Skylar Diggins vs. Maryland, 3/27/12 (Raleigh Regional Final at Raleigh, N.C.)
- 11 Mollie Peirick at Texas Tech, 3/15/98 (Midwest Region Second Round at Lubbock, Texas)
- 11 Mollie Peirick vs. Alabama, 3/22/97 (East Regional Semifinal at Columbia, S.C.)
- 9 five times (MR: Kayla McBride vs. Arizona State, 3/24/14 (Notre Dame Region Second Round at Toledo, Ohio))

Blocks

- 7 Devereaux Peters vs. California, 3/20/12 (Raleigh Region Second Round at Notre Dame, Ind.)
- 7 Ruth Riley vs. Purdue, 4/1/01 (National Championship Game at St. Louis, Mo.)
- 5 four times (MR: Natalie Achonwa vs. Oklahoma State, 3/29/14 (Notre Dame Regional Semifinal at Notre Dame, Ind.))

Steals

- 7 Skylar Diggins vs. Vermont, 3/23/10 (Kansas City Region Second Round at Notre Dame, Ind.)
- 7 Niele Ivey vs. Southwest Missouri State, 3/13/98 (Midwest Region First Round at Lubbock, Texas)
- 6 five times (MR: Skylar Diggins vs. Oklahoma, 3/28/10 (Kansas City Regional Semifinal at Kansas City, Mo.))

Field Goals Made

- 13 Skylar Diggins vs. Vermont, 3/23/10 (Kansas City Region Second Round at Notre Dame, Ind.)
- 13 Jacqueline Batteast vs. Middle Tennessee, 3/23/04 (East Region Second Round at Notre Dame, Ind.)
- 13 Beth Morgan vs. Alabama, 3/22/97 (East Regional Semifinal at Columbia, S.C.)
- 12 three times (MR: Kayla McBride vs. Maryland, 4/6/14 (National Semifinal at Nashville, Tenn.))

Field Goals Attempted

- 27 **Jewell Loyd vs. Baylor, 3/31/14 (Notre Dame Regional Final at Notre Dame, Ind.)**
- 23 Lindsay Schrader vs. Boston College, 3/19/06 (Albuquerque Region First Round at West Lafayette, Ind.)
- 22 Jacqueline Batteast vs. Penn State, 3/27/04 (East Regional Semifinal at Hartford, Conn.)
- 22 Beth Morgan vs. Alabama, 3/22/97 (East Regional Semifinal at Columbia, S.C.)
- 21 seven times (MR: Kayla McBride vs. Maryland, 4/6/14 (National Semifinal at Nashville, Tenn.))

Field Goal Percentage

(min. 6 made)

- 1.000 (8-8) Rosanne Bohman at Texas, 3/17/97 (East Region Second Round at Austin, Texas)
- 1.000 (6-6) Ruth Riley vs. Alcorn State, 3/17/01 (Midwest Region First Round at Notre Dame, Ind.)
- .875 (7-8) Ruth Riley vs. San Diego, 3/17/00 (Midwest Region First Round at Notre Dame, Ind.)
- .857 (6-7) Michaela Mabrey vs. Robert Morris, 3/22/14 (Notre Dame Region First Round at Toledo, Ohio)**
- .818 (9-11) Katryna Gaither at Texas Tech, 3/17/96 (Midwest Region Second Round at Lubbock, Texas)

Three-Point Field Goals Made

- 6 Brittany Mallory vs. Oklahoma, 3/26/11 (Dayton Regional Semifinal at Dayton, Ohio)
- 6 Sheila McMillen vs. Purdue, 3/21/98 (Midwest Regional Semifinal at Lubbock, Texas)
- 6 Beth Morgan vs. Alabama, 3/22/97 (East Regional Semifinal at Columbia, S.C.)
- 4 **10 times (MR: Michaela Mabrey vs. Robert Morris, 3/22/14 (Notre Dame Region First Round at Toledo, Ohio))**

Three-Point Field Goals Attempted

- 11 Beth Morgan at Texas Tech, 3/17/96 (Midwest Region Second Round at Lubbock, Texas)
- 10 four times (MR: Brittany Mallory vs. Oklahoma, 3/26/11 (Dayton Regional Semifinal at Dayton, Ohio))

Three-Point Field Goal Percentage (min. 3 made)

- 1.000 (3-3) Natalie Novosel vs. Temple, 3/21/11 (Dayton Region Second Round at Salt Lake City, Utah)
- 1.000 (3-3) Charel Allen vs. Oklahoma, 3/25/08 (Oklahoma City Region Second Round at West Lafayette, Ind.)
- .800 (4-5) three times (MR: Michaela Mabrey vs. Robert Morris, 3/22/14 (Notre Dame Region First Round at Toledo, Ohio))**

Free-Throws Made

- 18 Natalie Novosel vs. California, 3/20/12 (Raleigh Region Second Round at Notre Dame, Ind.)
- 14 Beth Morgan at Texas, 3/17/97 (East Region Second Round at Austin, Texas)
- 12 Charel Allen vs. Oklahoma, 3/25/08 (Oklahoma City Region Second Round at West Lafayette, Ind.)
- 10 four times (MR: Ruth Riley vs. Purdue, 4/1/01 (National Championship Game at St. Louis, Mo.))

Free-Throws Attempted

- 20 Natalie Novosel vs. California, 3/20/12 (Raleigh Region Second Round at Notre Dame, Ind.)
- 18 Beth Morgan at Texas, 3/17/97 (East Region Second Round at Austin, Texas)
- 14 Ruth Riley vs. Purdue, 4/1/01 (National Championship Game at St. Louis, Mo.)
- 13 Michelle Marciniak at UCLA, 3/18/92 (Midwest Region First Round at Los Angeles, Calif.)
- 12 four times (MR: Natalie Achonwa vs. Arizona State, 3/24/14 (Notre Dame Region Second Round at Toledo, Ohio))

Free-Throw Percentage (min. 7 made)

- 1.000 (12-12) Charel Allen vs. Oklahoma, 3/25/08 (Oklahoma City Region Second Round at West Lafayette, Ind.)
- 1.000 (10-10) Beth Morgan vs. Alabama, 3/22/97 (East Regional Semifinal at Columbia, S.C.)
- 1.000 (8-8) Becca Bruszewski vs. Temple, 3/21/11 (Dayton Region Second Round at Salt Lake City, Utah)
- 1.000 (8-8) Niele Ivey vs. Connecticut, 3/30/01 (National Semifinal at St. Louis, Mo.)
- 1.000 (8-8) Katryna Gaither vs. Tennessee, 3/28/97 (National Semifinal at Cincinnati, Ohio)

INTRODUCTION

2014-15 SEASON PREVIEW

STUDENT-ATHLETES

COACHING STAFF

2014-15 OPPONENTS

2013-14 SEASON IN REVIEW

RECORDS

HISTORY

161





Irish Team NCAA Championship Records

Most Points (Game)

- 98 vs. Alcorn State, 3/17/01 (Midwest Region First Round at Notre Dame, Ind.)
97 vs. Tennessee-Martin, 3/24/13 (Norfolk Region First Round at Iowa City, Iowa)
95 vs. George Washington, 3/19/00 (Midwest Region Second Round at Notre Dame, Ind.)
93 three times (MR: vs. Robert Morris, 3/22/14 (Notre Dame Region First Round at Toledo, Ohio))

Most Points (One Half)

- 56 (2nd) vs. Duke, 4/2/13 (Norfolk Regional Final at Norfolk, Va.)
55 (2nd) vs. Alabama, 3/22/97 (East Regional Semifinal at Columbia, S.C.)
53 (2nd) vs. Kansas, 3/31/13 (Norfolk Regional Semifinal at Norfolk, Va.)
53 (2nd) vs. Connecticut, 3/30/01 (National Semifinal at St. Louis, Mo.)
52 (2nd) four times (MR: vs. Arizona State, 3/24/14 (Notre Dame Region Second Round at Toledo, Ohio))

Fewest Points (Game)

- 47 vs. Purdue, 3/30/03 (East Regional Semifinal at Dayton, Ohio)
49 vs. Penn State, 3/27/04 (East Regional Semifinal at Hartford, Conn.)
50 at Tennessee, 3/17/02 (Midwest Region Second Round at Knoxville, Tenn.)
51 vs. North Carolina, 3/20/07 (Dallas Region Second Round at Pittsburgh, Pa.)
58 twice (MR: vs. Connecticut, 4/8/14 (National Championship Game at Nashville, Tenn.))

Fewest Points (One Half)

- 18 (1st) vs. Purdue, 3/30/03 (East Regional Semifinal at Dayton, Ohio)
20 (2nd) vs. Connecticut, 4/8/14 (National Championship Game at Nashville, Tenn.)
22 (1st) vs. Penn State, 3/27/04 (East Regional Semifinal at Hartford, Conn.)
23 (2nd) three times (MR: 2nd vs. North Carolina, 3/20/07 (Dallas Region Second Round at Pittsburgh, Pa.))

Rebounds

- 62 vs. Alcorn State, 3/17/01 (Midwest Region First Round at Notre Dame, Ind.)
54 vs. George Washington, 3/19/00 (Midwest Region Second Round at Notre Dame, Ind.)
53 vs. George Washington, 3/24/97 (East Regional Final at Columbia, S.C.)
51 vs. Memphis, 3/15/97 (East Region First Round at Austin, Texas)
50 vs. Maryland, 4/6/14 (National Semifinal at Nashville, Tenn.)

Assists

- 26 vs. Tennessee-Martin, 3/24/13 (Norfolk Region First Round at Iowa City, Iowa)
25 five times (MR: vs. Duke, 4/2/13 (Norfolk Regional Final at Norfolk, Va.))

Blocks

- 11 vs. Purdue, 4/1/01 (National Championship Game at St. Louis, Mo.)
10 vs. Oklahoma State, 3/29/14 (Notre Dame Regional Semifinal at Notre Dame, Ind.)
9 vs. Arizona State, 3/21/05 (Tempe Region Second Round at Fresno, Calif.)
9 vs. Purdue, 3/30/03 (East Regional Semifinal at Dayton, Ohio)
8 six times (MR: vs. Kansas, 3/31/13 (Norfolk Regional Semifinal at Norfolk, Va.))

Steals

- 20 vs. Southwest Missouri State, 3/13/98 (Midwest Region First Round at Lubbock, Texas)
19 vs. Vermont, 3/23/10 (Kansas City Region Second Round at Notre Dame, Ind.)
17 vs. Arizona State, 3/21/05 (Tempe Region Second Round at Fresno, Calif.)
16 vs. Arizona, 3/23/03 (East Region First Round at Manhattan, Kan.)
16 vs. Purdue, 3/15/96 (Midwest Region First Round at Lubbock, Texas)

Field Goals Made

- 38 vs. Robert Morris, 3/22/14 (Notre Dame Region First Round at Toledo, Ohio)
36 vs. Alcorn State, 3/17/01 (Midwest Region First Round at Notre Dame, Ind.)
35 vs. Memphis, 3/15/97 (East Region First Round at Austin, Texas)
34 vs. Oklahoma State, 3/29/14 (Notre Dame Regional Semifinal at Notre Dame, Ind.)
34 vs. Michigan, 3/19/01 (Midwest Region Second Round at Notre Dame, Ind.)

Field Goals Attempted

- 74 vs. Connecticut, 4/7/13 (National Semifinal at New Orleans, La.)
72 vs. Connecticut, 4/1/12 (National Semifinal at Denver, Colo.)
71 at UCLA, 3/18/92 (Midwest Region First Round at Westwood, Calif.)
70 vs. Southwest Missouri State, 3/21/04 (East Region First Round at Notre Dame, Ind.)
69 vs. SMU, 3/23/08 (Oklahoma City Region First Round at West Lafayette, Ind.)

Field-Goal Percentage

(min. 20 made)

- .636 (28-44) vs. San Diego, 3/17/00 (Midwest Region First Round at Notre Dame, Ind.)
.594 (38-64) vs. Robert Morris, 3/22/14 (Notre Dame Region First Round at Toledo, Ohio)
.593 (32-54) vs. Alabama, 3/22/97 (East Regional Semifinal at Columbia, S.C.)
.558 (29-52) vs. Vanderbilt, 3/26/01 (Midwest Regional Final at Denver, Colo.)
.553 (26-47) twice (MR: vs. Middle Tennessee, 3/21/04 (East Region Second Round at Notre Dame, Ind.))

Three-Point Field Goals Made

- 10 vs. Robert Morris, 3/22/14 (Notre Dame Region First Round at Toledo, Ohio)
9 vs. Duke, 4/2/13 (Norfolk Regional Final at Norfolk, Va.)
9 vs. Oklahoma, 3/26/11 (Dayton Regional Semifinal at Dayton, Ohio)
8 four times (MR: vs. Connecticut, 3/30/01 (National Semifinal at St. Louis, Mo.))

Three-Point Field Goals Attempted

- 23 vs. Southwest Missouri State, 3/21/04 (East Region First Round at Notre Dame, Ind.)
20 at Texas Tech, 3/17/96 (Midwest Region Second Round at Lubbock, Texas)
19 vs. Connecticut, 4/8/14 (National Championship Game at Nashville, Tenn.)
18 five times (MR: vs. Robert Morris, 3/22/14 (Notre Dame Region First Round at Toledo, Ohio))

Three-Point Field Goal Percentage (min. 5 made)

- .750 (8-12) vs. Alabama, 3/22/97 (East Regional Semifinal at Columbia, S.C.)
.727 (8-11) vs. Connecticut, 3/30/01 (National Semifinal at St. Louis, Mo.)
.625 (5-8) vs. Oklahoma, 3/25/08 (Oklahoma City Region Second Round at West Lafayette, Ind.)

Free-Throws Made

- 33 vs. George Washington, 3/19/00 (Midwest Region Second Round at Notre Dame, Ind.)
30 vs. Baylor, 3/31/14 (Notre Dame Regional Final at Notre Dame, Ind.)
28 vs. Connecticut, 3/30/01 (National Semifinal at St. Louis, Mo.)
26 vs. California, 3/20/12 (Raleigh Region Second Round at Notre Dame, Ind.)
25 three times (MR: vs. Arizona State, 3/24/14 (Notre Dame Region Second Round at Toledo, Ohio))

Free-Throws Attempted

- 45 vs. George Washington, 3/19/00 (Midwest Region Second Round at Notre Dame, Ind.)
36 vs. Connecticut, 3/30/01 (National Semifinal at St. Louis, Mo.)
36 vs. San Diego, 3/17/00 (Midwest Region First Round at Notre Dame, Ind.)
33 twice (MR: vs. Baylor, 3/31/14 (Notre Dame Regional Final at Notre Dame, Ind.))

Free-Throw Percentage (min. 15 made)

- .950 (19-20) vs. Tennessee-Martin, 3/24/13 (Norfolk Region First Round at Iowa City, Iowa)
.917 (22-24) vs. Oklahoma, 3/25/08 (Oklahoma City Region Second Round at West Lafayette, Ind.)
.909 (30-33) vs. Baylor, 3/31/14 (Notre Dame Regional Final at Notre Dame, Ind.)
.882 (15-17) vs. Oklahoma, 3/28/10 (Kansas City Regional Semifinal at Kansas City, Mo.)
.880 (22-25) at UCLA, 3/18/92 (Midwest Region First Round at Westwood, Calif.)





Opponent NCAA Championship Records

Most Points (Individual): 37 by Heather Butler (UT-Martin), 3/24/13 (Norfolk Region First Round at Iowa City, Iowa)

Most Points (Team, Game): 92 by UCLA, 3/18/92 (Midwest Region First Round at Los Angeles, Calif.)

Most Points (Team, One Half): 56 (2nd) by UCLA, 3/18/92 (Midwest Region First Round at Los Angeles, Calif.)

Fewest Points (Team, Game): 35 by St. Bonaventure, 3/25/12 (Raleigh Regional Semifinal at Raleigh, N.C.)

Fewest Points (Team, One Half): 11 by New Mexico, 3/17/02 (Midwest Region First Round at Knoxville, Tenn.)

Most Rebounds (Individual): 17 by Kelly Schumacher (Connecticut), 3/30/01 (National Semifinal at St. Louis, Mo.)

Most Rebounds (Team): 64 by UCLA, 3/18/92 (Midwest Region First Round at Los Angeles, Calif.)

Most Assists (Individual): 13, twice (MR: by Angel Goodrich (Kansas), 3/31/13 (Norfolk Regional Semifinal at Norfolk, Va.))

Most Assists (Team): 25 by Connecticut, 4/8/14 (National Championship Game at Nashville, Tenn.)

Most Blocks (Individual): 6 by Tajama Abraham (George Washington), 3/24/97 (East Regional Final at Columbia, S.C.)

Most Blocks (Team): 9 by North Carolina, 3/20/07 (Dallas Region Second Round at Pittsburgh, Pa.)

Most Steals (Individual): 7 by Courtney Pilypaitis (Vermont), 3/23/10 (Kansas City Region Second Round at Notre Dame, Ind.)

Most Steals (Team): 17 by George Washington, 3/19/00 (Mideast Region Second Round at Notre Dame, Ind.)

Most Field Goals Made (Individual): 14 by Maya Moore (Connecticut), 4/3/11 (National Semifinal at Indianapolis, Ind.)

Most Field Goals Made (Team): 34, three times (MR: by Connecticut, 4/8/14 (National Championship Game at Nashville, Tenn.))

Fewest Field-Goals Made (Team): 9 by St. Bonaventure, 3/25/12 (Raleigh Regional Semifinal at Raleigh, N.C.)

Most Field-Goals Attempted (Individual): 30 by Maya Moore (Connecticut), 4/3/11 (National Semifinal at Indianapolis, Ind.)

Most Field-Goals Attempted (Team): 83 by UCLA, 3/18/92 (Midwest Region First Round at Los Angeles, Calif.)

Fewest Field-Goals Attempted (Team): 42 by Liberty, 3/18/12 (Raleigh Region First Round at Notre Dame, Ind.)

Highest Field-Goal Percentage (Individual - min. 6 made): .900 (9-10) by Nicole Griffin (Oklahoma), 3/26/11 (Dayton Regional Semifinal at Dayton, Ohio)

Highest Field-Goal Percentage (Team - min. 20 made): .547 (29-53) by Texas A&M, 4/5/11 (National Championship Game at Indianapolis, Ind.)

Lowest Field-Goal Percentage (Team): .188 (9-48) by St. Bonaventure, 3/25/12 (Raleigh Regional Semifinal at Raleigh, N.C.)

Most Three-Point Field Goals Made (Individual): 7 by Laurie Koehn (Kansas State), 3/25/03 (East Region Second Round at Manhattan, Kan.)

Most Three-Point Field Goals Made (Team): 9, three times (MR: by Oklahoma, 3/25/08 (Oklahoma City Region Second Round at West Lafayette, Ind.))

Fewest Three-Point Field Goals Made (Team): 0, twice (MR: by Iowa, 3/26/13 (Norfolk Region Second Round at Iowa City, Iowa))

Most Three-Point Field Goals Attempted (Individual): 17 by Laurie Koehn (Kansas State), 3/25/03 (East Region Second Round at Manhattan, Kan.)

Most Three-Point Field Goals Attempted (Team): 41 by Alcorn State, 3/17/01 (Midwest Region First Round at Notre Dame, Ind.)

Fewest Three-Point Field Goals Attempted (Team): 5 by UCLA, 3/18/92 (Midwest Region First Round at Los Angeles, Calif.)

Highest Three-Point Field Goal Percentage (Individual - min. 3 made): .750 (3-4), four times (MR: by Kristen McCarthy (Temple), 3/21/11 (Dayton Region Second Round at Salt Lake City, Utah))

Highest Three-Point Field Goal Percentage (Team - min. 5 made): .615 (8-13) by Temple, 3/21/11 (Dayton Region Second Round at Salt Lake City, Utah)

Lowest Three-Point Field Goal Percentage (Team): .000 (0-8) by Maryland, 3/27/12 (Raleigh Regional Final at Raleigh, N.C.)

Most Free-Throws Made (Individual): 12 by Candace Parker (Tennessee), 3/30/08 (Oklahoma City Regional Semifinal at Oklahoma City, Okla.)

Most Free-Throws Made (Team): 29 by Boston College, 3/19/06 (Albuquerque Region First Round at West Lafayette, Ind.)

Fewest Free-Throws Made (Team): 3 by George Washington, 3/24/97 (East Region Final at Columbia, S.C.)

Most Free-Throws Attempted (Individual): 17 by Candace Parker (Tennessee), 3/30/08 (Oklahoma City Regional Semifinal at Oklahoma City, Okla.)

Most Free-Throws Attempted (Team): 36 by Boston College, 3/19/06 (Albuquerque Region First Round at West Lafayette, Ind.)

Fewest Free-Throws Attempted (Team): 5 by Vermont, 3/23/10 (Kansas City Region Second Round at Notre Dame, Ind.)

Highest Free-Throw Percentage (Individual - min. 6 made): 1.000 (8-8) by Adrienne Thomas (Arizona State), 3/24/14 (Notre Dame Region Second Round at Toledo, Ohio))

Highest Free-Throw Percentage (Team - min. 15 made): .905 (19-21) by Connecticut, 4/7/13 (National Semifinal at New Orleans, La.)

Lowest Free-Throw Percentage (Team): .300 (3-10) by George Washington, 3/24/97 (East Regional Final at Columbia, S.C.)

INTRODUCTION

2014-15 SEASON PREVIEW

STUDENT-ATHLETES

COACHING STAFF

2014-15 OPPONENTS

2013-14 SEASON IN REVIEW

RECORDS

HISTORY

163

All-Time Series



Teresa Borton had 12 points and six rebounds as Notre Dame defeated Boston College, 64-57 in 2005.

ADRIAN

Adrian leads 1-0
Home: 0-0, Away: 0-0, Neutral: 0-1

Date	Site	Score
3/7/80	Upland, Ind. *	L 59-73
* – AIAW Midwest Regional		

AKRON

Notre Dame leads 1-0
Home: 1-0, Away: 0-0, Neutral: 0-0

Date	Site	Score
11/11/11	Notre Dame, Ind. *	W 81-61
* – Preseason WNIT (First Round)		

ALABAMA

Alabama leads 3-1
Home: 0-1, Away: 0-1, Neutral: 1-1

Date	Site	Score
1/16/83	Notre Dame, Ind.	L 56-71
2/13/85	Tuscaloosa, Ala.	L 62-67
12/3/94	Irvine, Calif. *	L 87-105
3/22/97	Columbia, S.C. †	W 87-71

* – UCI/Newport Beach Marriott Classic
† – NCAA Championship (Regional Semifinal)

ALABAMA A&M

Notre Dame leads 1-0
Home: 0-0, Away: 0-0, Neutral: 1-0

Date	Site	Score
12/19/12	Las Vegas, Nev. *	W 100-39
* – World Vision Classic		

ALASKA-ANCHORAGE

Notre Dame leads 1-0
Home: 0-0, Away: 1-0, Neutral: 0-0

Date	Site	Score
3/20/81	Anchorage, Alaska *	W 59-58
* – Northern Lights Tournament		

ALCORN STATE

Notre Dame leads 1-0
Home: 1-0, Away: 0-0, Neutral: 0-0

Date	Site	Score
3/17/01	Notre Dame, Ind. *	W 98-49
* – NCAA Championship (First Round)		

ARIZONA

Notre Dame leads 3-1
Home: 1-0, Away: 0-1, Neutral: 2-0

Date	Site	Score
12/3/88	Charlottesville, Va. *	W (ot) 85-81
11/20/00	Notre Dame, Ind.	W 95-65
11/24/01	Tucson, Ariz.	L 70-72
3/23/03	Manhattan, Kan. ^	W 59-47

* – Investors Women's Classic
^ – NCAA Championship (First Round)

ARIZONA STATE

Series tied 2-2
Home: 0-0, Away: 1-1, Neutral: 1-1

Date	Site	Score
1/27/83	Tempe, Ariz.	L 57-82
12/7/02	Tempe, Ariz. *	W 81-52
3/21/05	Fresno, Calif. ^	L 61-70
3/24/14	Toledo, Ohio ^	W 84-67

* – AstraZeneca Hoops for the Cure Classic II
^ – NCAA Championship (Second Round)

ARKANSAS-PINE BLUFF

Notre Dame leads 1-0
Home: 1-0, Away: 0-0, Neutral: 0-0

Date	Site	Score
11/15/09	Notre Dame, Ind.	W 102-57

ARKANSAS STATE

Notre Dame leads 1-0
Home: 0-0, Away: 0-0, Neutral: 1-0

Date	Site	Score
12/17/05	Las Vegas, Nev. *	W 77-54
* – Duel in the Desert		

ARMY

Notre Dame leads 1-0
Home: 1-0, Away: 0-0, Neutral: 0-0

Date	Site	Score
11/26/01	Notre Dame, Ind.	W 89-57

AUBURN

Notre Dame leads 1-0
Home: 0-0, Away: 0-0, Neutral: 1-0

Date	Site	Score
11/14/03	Boulder, Colo. *	W 77-64
* – WBCA Classic		

AUGUSTANA

Notre Dame leads 1-0
Home: 1-0, Away: 0-0, Neutral: 0-0

Date	Site	Score
1/13/83	Notre Dame, Ind.	W 87-66

BALL STATE

Ball State leads 2-1
Home: 1-0, Away: 0-1, Neutral: 0-1

Date	Site	Score
2/11/81	Muncie, Ind.	L 61-79
3/6/81	Bloomington, Ind. *	L 69-76
1/28/82	Notre Dame, Ind.	W 60-57

* – AIAW State Tournament

BAYLOR

Baylor leads 4-1
Home: 1-1, Away: 0-2, Neutral: 0-1

Date	Site	Score
12/1/10	Waco, Texas	L 65-76
11/20/11	Waco, Texas *	L 81-94
4/3/12	Denver, Colo. †	L 61-80
12/5/12	Notre Dame, Ind.	L 61-73
3/31/14	Notre Dame, Ind. ^	W 88-69

* – Preseason WNIT (Championship)
† – NCAA Championship (National Championship)
^ – NCAA Championship (Regional Final)

BOSTON COLLEGE

Notre Dame leads 14-5
Home: 9-0, Away: 5-4, Neutral: 0-1

Date	Site	Score
12/30/83	Chestnut Hill, Mass. *	L 55-59
1/6/96	Notre Dame, Ind.	W 80-51
1/7/97	Chestnut Hill, Mass.	W 61-57
2/12/97	Notre Dame, Ind.	W 91-64
1/17/98	Chestnut Hill, Mass.	L 76-78
12/30/98	Chestnut Hill, Mass.	L 65-78
2/3/99	Notre Dame, Ind.	W 74-59
2/5/00	Notre Dame, Ind.	W 72-59
2/3/01	Chestnut Hill, Mass.	W 81-65
2/10/02	Notre Dame, Ind.	W 60-44
1/29/03	Chestnut Hill, Mass.	L 48-76
1/31/04	Notre Dame, Ind.	W 52-50
2/2/05	Notre Dame, Ind.	W 64-57
2/15/05	Chestnut Hill, Mass.	W 54-47
3/19/06	West Lafayette, Ind. †	L 61-78
11/24/07	Notre Dame, Ind.	W 88-58
11/23/08	Chestnut Hill, Mass.	W 102-54
1/9/14	Notre Dame, Ind.	W 95-53
2/13/14	Chestnut Hill, Mass.	W 82-61

* – Nike Christmas Classic
† – NCAA Championship (First Round)

BOSTON UNIVERSITY

Boston University leads 1-0
Home: 0-1, Away: 0-0, Neutral: 0-0

Date	Site	Score
1/19/86	Notre Dame, Ind.	L 72-74

BOWLING GREEN

Notre Dame leads 4-0
Home: 2-0, Away: 2-0, Neutral: 0-0

Date	Site	Score
11/26/95	Notre Dame, Ind.	W 92-67
11/23/96	Bowling Green, Ohio	W 85-70
11/13/06	Notre Dame, Ind.	W (ot) 85-81
12/5/07	Bowling Green, Ohio	W (ot) 86-84

BRADLEY

Notre Dame leads 1-0
Home: 0-0, Away: 1-0, Neutral: 0-0

Date	Site	Score
2/18/83	Peoria, Ill.	W 68-57

BRIGHAM YOUNG

Notre Dame leads 1-0
Home: 0-0, Away: 0-0, Neutral: 1-0

Date	Site	Score
12/5/87	Green Bay, Wis. *	W 81-69
* – Phoenix Classic		

BROWN

Notre Dame leads 1-0
Home: 0-0, Away: 1-0, Neutral: 0-0

Date	Site	Score
12/5/93	Providence, R.I. *	W 58-54
* – Brown PowerBar Tournament		



BUTLER

Notre Dame leads 20-6

Home: 11-3, Away: 7-3, Neutral: 2-0

Date	Site		Score
12/1/80	Notre Dame, Ind.	L	51-60
12/10/81	Indianapolis, Ind.	L	58-67
12/2/82	Notre Dame, Ind.	W	80-73
1/30/85	Indianapolis, Ind.	W	79-40
2/28/85	Notre Dame, Ind.	W	99-36
1/29/86	Indianapolis, Ind.	W	91-40
2/26/86	Notre Dame, Ind.	W	77-48
1/21/89	Indianapolis, Ind.	W	61-40
3/5/89	Notre Dame, Ind.	W	88-65
1/9/90	Notre Dame, Ind.	W	74-59
2/13/90	Indianapolis, Ind.	W	59-46
3/10/90	Dayton, Ohio *	W	67-86
1/7/91	Indianapolis, Ind.	W	80-64
2/12/91	Notre Dame, Ind.	W	94-62
3/9/91	Dayton, Ohio *	W	62-52
1/23/92	Indianapolis, Ind.	L	63-77
2/22/92	Notre Dame, Ind.	W	79-70
1/30/93	Indianapolis, Ind.	L	70-82
3/4/93	Notre Dame, Ind.	L	69-80
1/22/94	Notre Dame, Ind.	L	62-65
2/10/94	Indianapolis, Ind.	W	82-80
2/10/95	Notre Dame, Ind.	W	68-56
11/18/97	Notre Dame, Ind.	W	71-65
11/18/98	Indianapolis, Ind.	W	71-60
12/1/99	Notre Dame, Ind.	W	77-57
11/28/10	Notre Dame, Ind. #	W	85-54

* – MCC Tournament
– WBCA Classic



Natalie Novosel set an NCAA Championship record by making 18 of 20 free-throws in Notre Dame's 73-62 second-round win over California in 2012 at Purcell Pavilion.

CALIFORNIA

Notre Dame leads 2-0

Home: 1-0, Away: 0-0, Neutral: 1-0

Date	Site		Score
3/18/07	Pittsburgh, Pa. *	W	62-59
3/20/12	Notre Dame, Ind. **	W	73-62

* – NCAA Championship (First Round)
** – NCAA Championship (Second Round)

CANISIUS

Notre Dame leads 1-0

Home: 1-0, Away: 0-0, Neutral: 0-0

Date	Site		Score
11/27/07	Notre Dame, Ind.	W	93-47

CEDARVILLE

Notre Dame leads 1-0

Home: 0-0, Away: 0-0, Neutral: 1-0

Date	Site		Score
12/1/79	Upland, Ind. *	W	73-60

* – Taylor Invitational

CENTRAL FLORIDA

Notre Dame leads 3-0

Home: 1-0, Away: 2-0, Neutral: 0-0

Date	Site		Score
11/25/89	Orlando, Fla. *	W	81-61
12/29/09	Orlando, Fla.	W	85-52
12/20/11	Notre Dame, Ind.	W	90-38

* – Rotary Classic

CENTRAL MICHIGAN

Notre Dame leads 4-1

Home: 2-1, Away: 2-0, Neutral: 0-0

Date	Site		Score
12/21/83	Notre Dame, Ind.	L	69-72
11/10/06	Notre Dame, Ind.	W	88-66
11/20/07	Mount Pleasant, Mich.	W	94-41
11/29/12	Mount Pleasant, Mich.	W	72-63
12/22/13	Notre Dame, Ind.	W	106-72

CHARLOTTE

Notre Dame leads 2-0

Home: 0-0, Away: 2-0, Neutral: 0-0

Date	Site		Score
12/28/08	Charlotte, N.C.	W	68-61
12/20/09	Notre Dame, Ind.	W	90-31

CHICAGO

Notre Dame leads 1-0

Home: 0-0, Away: 1-0, Neutral: 0-0

Date	Site		Score
1/24/80	Chicago, Ill.	W	70-61

CHICAGO STATE

Notre Dame leads 2-0

Home: 0-0, Away: 0-0, Neutral: 2-0

Date	Site		Score
1/13/79	DeKalb, Ill. *	W	78-55
1/11/80	DeKalb, Ill. #	W	68-61

* – Northern Illinois Tournament
– Huskie Invitational

CINCINNATI

Notre Dame leads 9-0

Home: 5-0, Away: 4-0, Neutral: 0-0

Date	Site		Score
2/13/82	Notre Dame, Ind.	W	67-58
2/25/06	Cincinnati, Ohio	W (ot)	75-66
1/10/07	Notre Dame, Ind.	W	81-70
2/2/08	Cincinnati, Ohio	W	73-41
1/31/09	Notre Dame, Ind.	W	66-50
2/9/10	Cincinnati, Ohio	W	66-50
2/26/11	Notre Dame, Ind.	W	66-48
1/14/12	Cincinnati, Ohio	W	76-50
2/2/13	Notre Dame, Ind.	W	64-42

CLARK

Notre Dame leads 1-0

Home: 1-0, Away: 0-0, Neutral: 0-0

Date	Site		Score
11/1/78	Notre Dame, Ind.	W	81-51

CLEMSON

Notre Dame leads 1-0

Home: 1-0, Away: 0-0, Neutral: 0-0

Date	Site		Score
1/5/14	Notre Dame, Ind.	W	71-51

CLEVELAND STATE

Notre Dame leads 6-0

Home: 4-0, Away: 2-0, Neutral: 0-0

Date	Site		Score
1/20/87	Notre Dame, Ind.	W	85-68
2/17/88	Cleveland, Ohio	W	87-69
1/9/95	Notre Dame, Ind.	W	90-66
2/16/95	Cleveland, Ohio	W (ot)	83-79
11/26/02	Notre Dame, Ind.	W	107-65
3/21/10	Notre Dame, Ind. *	W	86-58

* – NCAA Championship (First Round)

COLORADO

Colorado leads 3-0

Home: 0-0, Away: 0-1, Neutral: 0-2

Date	Site		Score
12/6/86	Austin, Texas *	L	53-76
12/27/94	Seattle, Wash. #	L	70-91
11/15/03	Boulder, Colo. !	L (ot)	63-67

* – Texas Classic

– Seattle Times Husky Classic

! – WBCA Classic

COLORADO STATE

Notre Dame leads 3-1

Home: 2-0, Away: 1-1, Neutral: 0-0

Date	Site		Score
11/21/01	Fort Collins, Colo.	L	66-72
12/23/02	Notre Dame, Ind.	W	46-45
12/29/03	Fort Collins, Colo.	W	63-59
11/22/04	Notre Dame, Ind.	W	69-47

CONCORDIA

Notre Dame leads 1-0

Home: 1-0, Away: 0-0, Neutral: 0-0

Date	Site		Score
12/6/80	Notre Dame, Ind.	W	82-51

CONNECTICUT

Connecticut leads 31-11

Home: 4-9, Away: 4-18, Neutral: 3-4

Date	Site		Score
1/18/96	Notre Dame, Ind.	L	64-87
2/24/96	Storrs, Conn.	L	79-86
3/5/96	Storrs, Conn. *	L	54-71
2/9/97	Storrs, Conn.	L	49-72
3/4/97	Storrs, Conn. *	L	77-86
12/6/97	Notre Dame, Ind.	L	58-78
2/21/98	Storrs, Conn.	L	61-73
3/2/98	Piscataway, N.J. *	L	53-73
12/8/98	Notre Dame, Ind.	L	81-106
3/2/99	Piscataway, N.J. *	L	75-96
2/26/00	Hartford, Conn.	L	59-77
1/15/01	Notre Dame, Ind.	W	92-76
3/6/01	Storrs, Conn. *	L	76-78
3/30/01	St. Louis, Mo. #	W	90-75
1/21/02	Hartford, Conn.	L	53-80
1/20/03	Notre Dame, Ind.	L	52-73
2/23/03	Storrs, Conn.	L	58-77
1/13/04	Notre Dame, Ind.	W	66-51
1/12/05	Notre Dame, Ind.	L	50-67
1/30/05	Storrs, Conn.	W	65-59
3/7/05	Hartford, Conn. *	L	54-67

INTRODUCTION

2014-15 SEASON PREVIEW

STUDENT-ATHLETES

COACHING STAFF

2014-15 OPPONENTS

2013-14 SEASON IN REVIEW

RECORDS

HISTORY

165



All-Time Series

2/19/06	Notre Dame, Ind.	L	64-79
3/5/06	Hartford, Conn. *	L	60-71
1/27/07	Storrs, Conn.	L	47-64
1/27/08	Notre Dame, Ind.	L	64-81
2/22/09	Hartford, Conn.	L	66-76
1/16/10	Storrs, Conn.	L	46-70
3/1/10	Notre Dame, Ind.	L	51-76
3/8/10	Hartford, Conn. *	L	44-58
1/8/11	Notre Dame, Ind.	L	76-79
2/19/11	Storrs, Conn.	L	57-78
3/8/11	Hartford, Conn. *	L	64-73
4/3/11	Indianapolis, Ind. #	W	72-63
1/7/12	Notre Dame, Ind.	W (ot)	74-67
2/27/12	Hartford, Conn.	W	72-59
3/6/12	Hartford, Conn. *	L	54-63
4/1/12	Denver, Colo. #	W (ot)	83-75
1/5/13	Storrs, Conn.	W	73-72
3/4/13	Notre Dame, Ind.	W (3ot)	96-87
3/12/13	Hartford, Conn. *	W	61-59
4/7/13	New Orleans, La. #	L	65-83
4/8/14	Nashville, Tenn. %	L	58-79

* – BIG EAST Tournament

– NCAA Championship (National Semifinal)

% – NCAA Championship (National Championship)

CREIGHTON

Notre Dame leads 3-0

Home: 1-0, Away: 1-0, Neutral: 1-0

Date	Site		Score
1/9/82	Minneapolis, Minn. *	W	69-48
12/11/10	Notre Dame, Ind.	W	91-54
12/4/11	Omaha, Neb.	W	76-48

* – Saint Catherine's Tournament

DAVIDSON

Notre Dame leads 1-0

Home: 0-0, Away: 0-0, Neutral: 1-0

Date	Site		Score
1/4/81	Charlotte, N.C.	W	85-37

DAYTON

Notre Dame leads 22-6

Home: 10-3, Away: 11-3, Neutral: 1-0

Date	Site		Score
3/6/83	Notre Dame, Ind.	W (ot)	68-64
3/3/84	Dayton, Ohio	W	63-57
2/5/85	Dayton, Ohio	W	81-66
3/6/85	Notre Dame, Ind.	W	72-57
2/5/86	Notre Dame, Ind.	L	58-61
3/8/86	Dayton, Ohio	W	66-62
1/28/87	Notre Dame, Ind.	L	54-55
3/7/87	Dayton, Ohio	W	59-48
2/13/88	Notre Dame, Ind.	W	60-58
3/12/88	Dayton, Ohio	W	77-64
1/28/89	Notre Dame, Ind.	W	72-57
2/23/89	Dayton, Ohio	L	55-67
1/23/90	Dayton, Ohio	W	85-60
3/1/90	Notre Dame, Ind.	W	76-47
3/9/90	Dayton, Ohio *	W	67-59
1/21/91	Notre Dame, Ind.	W	79-49
2/28/91	Dayton, Ohio	L	76-79
3/8/91	Dayton, Ohio *	W	81-61
1/9/92	Notre Dame, Ind.	W (2ot)	76-70
2/8/92	Dayton, Ohio	L	62-63
3/12/92	Cincinnati, Ohio *	W	74-55
1/7/93	Dayton, Ohio	W	72-60
2/13/93	Notre Dame, Ind.	W	92-80
3/8/93	Notre Dame, Ind. *	L	74-78
1/4/94	Dayton, Ohio	W	63-55
1/2/95	Notre Dame, Ind.	W	80-63
12/13/03	Notre Dame, Ind.	W	78-41
12/9/04	Dayton, Ohio	W	65-39

* – MCC Tournament

DELAWARE

Delaware leads 1-0

Home: 0-0, Away: 0-0, Neutral: 0-1

Date	Site		Score
12/20/80	Philadelphia, Pa. *	L	56-70

* – Penn Holiday Tournament

DEPAUL

Notre Dame leads 20-19

Home: 11-6, Away: 7-11, Neutral: 2-2

Date	Site		Score
1/30/79	Chicago, Ill.	L	53-82
2/27/82	Notre Dame, Ind.	L	55-60
2/27/83	Chicago, Ill.	W	52-50
1/21/84	Chicago, Ill.	L	46-62
1/30/84	Notre Dame, Ind.	W	78-62
1/27/85	Chicago, Ill.	L	64-72
2/24/85	Notre Dame, Ind.	W	68-57
1/26/86	Notre Dame, Ind.	W	55-53
2/23/86	Chicago, Ill.	W	73-58
1/18/87	Notre Dame, Ind.	L	68-80
2/21/87	Chicago, Ill.	W	53-44
1/20/88	Chicago, Ill.	L	77-80
2/28/88	Notre Dame, Ind.	L	68-69
1/24/89	Chicago, Ill.	L	62-83
3/24/89	Amarillo, Texas *	L	69-77
1/27/90	Notre Dame, Ind.	L	64-71
1/11/91	Chicago, Ill.	W	81-66
2/11/92	Notre Dame, Ind.	L	49-62
1/25/93	Chicago, Ill.	L	55-71
1/11/94	Notre Dame, Ind.	W	77-63
1/16/95	Chicago, Ill.	L	87-96
12/31/01	Notre Dame, Ind.	W	79-50
12/11/02	Chicago, Ill.	L	58-75
1/17/06	Notre Dame, Ind.	W	78-75
2/12/06	Chicago, Ill.	L	50-79
2/11/07	Notre Dame, Ind.	W	78-70
2/26/07	Chicago, Ill.	L	73-87
3/3/07	Hartford, Conn. #	L	71-76
1/22/08	Notre Dame, Ind.	L	80-81
2/24/08	Chicago, Ill.	W	66-64
1/6/09	Chicago, Ill.	W	86-62
2/8/09	Notre Dame, Ind.	W	62-59
2/14/10	Notre Dame, Ind.	W	90-66
2/28/11	Chicago, Ill.	L	69-70
3/7/11	Hartford, Conn. #	W	71-67
2/5/12	Notre Dame, Ind.	W	90-70
3/4/12	Hartford, Conn. #	W	69-54
2/24/13	Chicago, Ill.	W	84-56
11/26/13	Notre Dame, Ind.	W	92-76

* – NWIT

– BIG EAST Tournament

DETROIT

Notre Dame leads 22-2

Home: 12-0, Away: 9-2, Neutral: 1-0

Date	Site		Score
1/21/83	Notre Dame, Ind.	W	78-61
2/14/84	Notre Dame, Ind.	W	72-67
2/18/84	Detroit, Mich.	L	80-85
1/19/85	Detroit, Mich.	W	76-62
2/17/85	Notre Dame, Ind.	W	66-53
1/17/86	Notre Dame, Ind.	W	72-58
2/15/86	Detroit, Mich.	W	67-56
2/11/87	Detroit, Mich.	L	86-94
2/11/88	Notre Dame, Ind.	W	79-51
1/19/89	Notre Dame, Ind.	W	76-67
2/2/89	Detroit, Mich.	W	71-57
2/15/90	Notre Dame, Ind.	W	99-58
3/6/90	Detroit, Mich.	W	86-72
1/3/91	Notre Dame, Ind.	W	87-53
2/14/91	Detroit, Mich.	W	87-62
1/29/92	Detroit, Mich.	W	86-70
2/20/92	Notre Dame, Ind.	W	66-58
3/13/92	Cincinnati, Ohio *	W	85-44



Danielle Green posted a double-double with 20 points and 15 rebounds as Notre Dame defeated No. 6 Duke in 1998.

1/14/93	Notre Dame, Ind.	W	80-55
2/20/93	Detroit, Mich.	W	68-55
1/29/94	Notre Dame, Ind.	W	80-67
2/24/94	Detroit, Mich.	W	87-76
1/14/95	Detroit, Mich.	W	67-65
2/25/95	Notre Dame, Ind.	W	83-62

* – MCC Tournament

DUKE

Notre Dame leads 9-1

Home: 3-0, Away: 2-1, Neutral: 4-0

Date	Site		Score
3/22/86	Amarillo, Texas *	W	74-67
2/6/88	Durham, N.C.	W	78-66
11/22/97	Durham, N.C.	L	62-80
11/21/98	Notre Dame, Ind.	W	84-57
11/17/04	Notre Dame, Ind. ^	W	76-65
11/26/11	Freeport, Bahamas !	W	56-54
4/2/13	Norfolk, Va. &	W	87-76
2/2/14	Durham, N.C.	W	88-67
2/23/14	Notre Dame, Ind.	W	81-70
3/9/14	Greensboro, N.C. #	W	69-53

* – NWIT

^ – Preseason WNIT (Semifinal)

! – Junkanoo Jam

& – NCAA Championship (Regional Final)

– ACC Tournament

DUQUESNE

Notre Dame leads 3-0

Home: 1-0, Away: 1-0, Neutral: 1-0

Date	Site		Score
2/6/93	Notre Dame, Ind.	W	95-67
3/1/93	Pittsburgh, Pa.	W	91-63
12/1/13	Toronto, Ontario	W	100-61



EAST CAROLINA

Notre Dame leads 2-0

Home: 1-0, Away: 1-0, Neutral: 0-0

Date	Site	Score
12/30/82	Notre Dame, Ind.	W 52-50
1/5/84	Greenville, N.C.	W 66-50

EASTERN MICHIGAN

Notre Dame leads 4-0

Home: 2-0, Away: 2-0, Neutral: 0-0

Date	Site	Score
12/15/82	Notre Dame, Ind.	W 75-58
11/30/84	Ypsilanti, Mich.	W 70-59
12/2/08	Ypsilanti, Mich.	W 83-63
12/2/09	Notre Dame, Ind.	W 69-59

EVANSVILLE

Notre Dame leads 19-1

Home: 10-0, Away: 8-1, Neutral: 1-0

Date	Site	Score
1/27/84	Notre Dame, Ind.	W 77-56
3/10/84	Evansville, Ind.	W 80-68
2/1/85	Notre Dame, Ind.	W 74-53
3/3/85	Evansville, Ind.	W 72-70
2/2/86	Evansville, Ind.	W 76-55
2/28/86	Notre Dame, Ind.	W 73-57
1/12/89	Evansville, Ind.	W 75-65
2/9/89	Notre Dame, Ind.	W 71-55
3/10/89	Dayton, Ohio *	W 75-66
1/29/90	Notre Dame, Ind.	W 79-45
2/3/90	Evansville, Ind.	W 70-58
11/26/90	Notre Dame, Ind.	W 83-65
2/2/91	Evansville, Ind.	W 73-56
2/13/92	Notre Dame, Ind.	W 78-62
2/24/92	Evansville, Ind.	W 79-65
1/28/93	Evansville, Ind.	L 69-73
3/6/93	Notre Dame, Ind.	W 74-62
1/20/94	Notre Dame, Ind.	W 93-48
2/12/94	Evansville, Ind.	W 89-62
11/19/08	Notre Dame, Ind.	W 96-61

* - MCC Tournament

FAIRFIELD

Notre Dame leads 1-0

Home: 0-0, Away: 0-0, Neutral: 1-0

Date	Site	Score
12/28/87	Villanova, Pa. *	W 75-62

* - Wildcat Tournament

FORDHAM

Notre Dame leads 1-0

Home: 1-0, Away: 0-0, Neutral: 0-0

Date	Site	Score
11/27/00	Notre Dame, Ind.	W 89-44

FLORIDA INTERNATIONAL

Notre Dame leads 1-0

Home: 0-0, Away: 1-0, Neutral: 0-0

Date	Site	Score
12/19/99	Miami, Fla.	W 68-62

FLORIDA STATE

Notre Dame leads 2-0

Home: 0-0, Away: 1-0, Neutral: 1-0

Date	Site	Score
2/6/14	Tallahassee, Fla.	W 81-60
3/7/14	Greensboro, N.C. *	W 83-57

* - ACC Tournament

FRANKLIN

Franklin leads 1-0

Home: 0-0, Away: 0-0, Neutral: 0-1

Date	Site	Score
3/3/79	Terre Haute, Ind. *	L 64-69

* - IAJAW Tournament



Meaghan Leahy registered her first career double-double in a 2000 win over Fordham, ending up with 16 points and 14 rebounds in 24 minutes.

GEORGETOWN

Notre Dame leads 26-3

Home: 14-0, Away: 10-2, Neutral: 2-1

Date	Site	Score
1/6/83	Washington, D.C.	W 78-68
12/8/84	Notre Dame, Ind.	W 72-49
12/2/88	Charlottesville, Va. *	L 60-70
12/30/92	Notre Dame, Ind.	W (ot) 78-72
12/30/93	Washington, D.C.	W 83-62
1/21/96	Notre Dame, Ind.	W 92-61
2/10/96	Washington, D.C.	W 81-63
1/25/97	Notre Dame, Ind.	W 67-63
3/3/97	Storrs, Conn. !	W 83-43
1/6/98	Washington, D.C.	W 69-44
2/18/98	Notre Dame, Ind.	W 80-54
1/2/99	Washington, D.C.	W 93-61
1/8/00	Washington, D.C.	W 82-60
1/29/00	Notre Dame, Ind.	W 87-56
2/24/01	Notre Dame, Ind.	W 65-53
3/4/01	Storrs, Conn. !	W 89-33
2/23/02	Washington, D.C.	W 86-66
2/5/03	Notre Dame, Ind.	W 74-49
1/7/04	Washington, D.C.	L 73-76
2/4/04	Notre Dame, Ind.	W 66-52
2/12/05	Notre Dame, Ind.	W 72-58
2/21/06	Washington, D.C.	W 54-52
1/21/07	Notre Dame, Ind.	W 73-48
1/19/08	Washington, D.C.	W 104-86
1/10/09	Notre Dame, Ind.	W 84-63
2/20/10	Washington, D.C.	L 66-76
1/18/11	Notre Dame, Ind.	W 80-58
1/10/12	Washington, D.C.	W 80-60
1/15/13	Notre Dame, Ind.	W 79-64

* - Investors Women's Classic

! - BIG EAST Tournament

GEORGE WASHINGTON

Notre Dame leads 2-0

Home: 1-0, Away: 0-0, Neutral: 1-0

Date	Site	Score
3/24/97	Columbia, S.C. *	W 62-52
3/19/00	Notre Dame, Ind. !	W 95-60

* - NCAA Championship (Regional Final)

! - NCAA Championship (Second Round)

GEORGIA

Georgia leads 2-1

Home: 0-1, Away: 0-1, Neutral: 1-0

Date	Site	Score
12/8/91	Athens, Ga.	L (ot) 86-90
12/21/92	Notre Dame, Ind.	L 75-81
11/24/00	Madison, Wis. *	W 75-73

* - Coaches vs. Cancer Challenge

GEORGIA SOUTHERN

Notre Dame leads 1-0

Home: 1-0, Away: 0-0, Neutral: 0-0

Date	Site	Score
11/25/08	Notre Dame, Ind.	W 85-36

GEORGIA TECH

Notre Dame leads 2-0

Home: 1-0, Away: 1-0, Neutral: 0-0

Date	Site	Score
11/30/96	Atlanta, Ga. *	W 76-69
2/17/14	Notre Dame, Ind.	W 87-72

* - Comfort Inn Downtown Classic

GONZAGA

Notre Dame leads 1-0

Home: 0-0, Away: 0-0, Neutral: 1-0

Date	Site	Score
12/29/10	Seattle, Wash. *	W 70-61

* - State Farm Holiday Hoops Classic

GOSHEN

Notre Dame leads 6-0

Home: 2-0, Away: 2-0, Neutral: 2-0

Date	Site	Score
2/13/78	Goshen, Ind.	W 62-57
2/10/79	Notre Dame, Ind.	W 68-64
2/9/80	Goshen, Ind.	W 52-49
2/23/80	Angola, Ind. *	W 61-54
3/1/80	Notre Dame, Ind. #	W 80-66
2/5/81	Notre Dame, Ind.	W 86-44

* - North District Tournament

- Indiana Division III Tournament (at Saint Mary's)

GRACE

Notre Dame leads 2-0

Home: 1-0, Away: 0-0, Neutral: 1-0

Date	Site	Score
1/31/78	Notre Dame, Ind.	W 68-25
2/23/80	Angola, Ind. *	W 61-45

* - North District Tournament

GREENVILLE

Notre Dame leads 1-0

Home: 0-0, Away: 0-0, Neutral: 1-0

Date	Site	Score
3/6/80	Upland, Ind. *	W 55-51

* - AIAW Midwest Regional

HARTFORD

Notre Dame leads 1-0

Home: 1-0, Away: 0-0, Neutral: 0-0

Date	Site	Score
11/17/11	Notre Dame, Ind. *	W 98-43

* - Preseason WNIT (Semifinal)

HAWAII

Hawaii leads 1-0

Home: 0-0, Away: 0-0, Neutral: 0-1

Date	Site	Score
3/22/81	Anchorage, Alaska *	L 55-61

* - Northern Lights Tournament

INTRODUCTION

2014-15 SEASON PREVIEW

STUDENT-ATHLETES

COACHING STAFF

2014-15 OPPONENTS

2013-14 SEASON IN REVIEW

RECORDS

HISTORY

All-Time Series

HUNTINGTON

Notre Dame leads 4-0

Home: 0-0, Away: 2-0, Neutral: 2-0

Date	Site		Score
2/24/78	Rensselaer, Ind. *	W	62-52
12/9/78	Huntington, Ind. #	W	74-66
2/12/80	Huntington, Ind.	W	70-64
2/29/80	Notre Dame, Ind. %	W	52-46

* – North District Tournament

– Huntington Tournament

% – Indiana State Tournament (at Saint Mary's)

IDAHO

Idaho leads 1-0

Home: 0-0, Away: 0-0, Neutral: 0-1

Date	Site		Score
3/21/86	Amarillo, Texas *	L (ot)	65-67

* – NWIT

ILLINOIS

Illinois leads 4-1

Home: 1-1, Away: 0-3, Neutral: 0-0

Date	Site		Score
11/6/78	Champaign, Ill.	L	60-81
2/28/81	Notre Dame, Ind.	L	53-88
2/16/82	Champaign, Ill.	L	53-83
11/24/98	Notre Dame, Ind.	W	101-92
11/27/99	Champaign, Ill.	L	67-77

ILLINOIS-CHICAGO

Notre Dame leads 9-2

Home: 4-1, Away: 5-1, Neutral: 0-0

Date	Site		Score
2/19/80	Chicago, Ill.	L	59-71
1/18/81	Notre Dame, Ind.	L	61-78
1/23/83	Chicago, Ill.	W	88-61
2/27/84	Chicago, Ill.	W	77-58
1/14/85	Notre Dame, Ind.	W	70-49
2/10/86	Chicago, Ill.	W	67-42
2/18/87	Notre Dame, Ind.	W	90-53
3/2/88	Chicago, Ill.	W	79-50
12/9/92	Chicago, Ill.	W	76-71
11/27/93	Notre Dame, Ind.	W	93-50
2/12/95	Notre Dame, Ind.	W	73-57

ILLINOIS STATE

Notre Dame leads 2-1

Home: 1-1, Away: 1-0, Neutral: 0-0

Date	Site		Score
2/19/83	Normal, Ill.	W	48-47
2/8/84	Notre Dame, Ind.	L	58-61
11/12/04	Notre Dame, Ind. *	W	92-73

* – Preseason WNIT (First Round)

INDIANA

Notre Dame leads 6-4

Home: 3-3, Away: 3-1, Neutral: 0-0

Date	Site		Score
3/9/83	Notre Dame, Ind.	W (ot)	63-61
12/9/86	Notre Dame, Ind.	L	71-80
12/21/87	Bloomington, Ind.	L	59-62
1/3/89	Notre Dame, Ind.	W	56-49
12/6/89	Bloomington, Ind.	W	75-67
12/6/90	Notre Dame, Ind.	L	76-79
11/24/95	Bloomington, Ind.	W	82-73
12/11/96	Notre Dame, Ind.	W	71-63
11/23/05	Bloomington, Ind.	W	74-61
12/3/06	Notre Dame, Ind.	L	51-54

INDIANA STATE

Notre Dame leads 1-0

Home: 1-0, Away: 0-0, Neutral: 0-0

Date	Site		Score
11/13/11	Notre Dame, Ind. *	W	93-34

* – Preseason WNIT (Second Round)

INDIANA TECH

Notre Dame leads 1-0

Home: 0-0, Away: 1-0, Neutral: 0-0

Date	Site		Score
2/15/78	Fort Wayne, Ind.	W	68-51

IOWA

Notre Dame leads 3-0

Home: 2-0, Away: 0-0, Neutral: 1-0

Date	Site		Score
12/19/80	Philadelphia, Pa. *	W	69-65
11/29/05	Notre Dame, Ind.	W	74-55
11/22/09	Notre Dame, Ind.	W	80-45

* – Penn Holiday Tournament

IOWA

Notre Dame leads 2-0

Home: 0-0, Away: 2-0, Neutral: 0-0

Date	Site		Score
11/17/96	Iowa City, Iowa *	W	61-50
3/26/13	Iowa City, Iowa #	W	74-57

* – Preseason WNIT (Second Round)

– NCAA Championship (Second Round)

IOWA STATE

Notre Dame leads 1-0

Home: 1-0, Away: 0-0, Neutral: 0-0

Date	Site		Score
2/6/83	Notre Dame, Ind.	W	69-58

IPFW

Notre Dame leads 4-0

Home: 3-0, Away: 1-0, Neutral: 0-0

Date	Site		Score
1/24/78	Notre Dame, Ind.	W	68-39
1/24/79	Fort Wayne, Ind.	W	49-41
12/21/02	Notre Dame, Ind.	W	82-54
12/8/09	Notre Dame, Ind.	W	96-60

IUPUI

Notre Dame leads 3-0

Home: 2-0, Away: 1-0, Neutral: 0-0

Date	Site		Score
12/16/06	Notre Dame, Ind.	W	75-65
12/21/07	Indianapolis, Ind.	W	67-44
11/26/10	Notre Dame, Ind. *	W	95-29

* – WBCA Classic

JAMES MADISON

James Madison leads 2-0

Home: 0-0, Away: 0-0, Neutral: 0-2

Date	Site		Score
1/3/86	Coral Gables, Fla. *	L	51-53
12/29/88	Philadelphia, Pa. #	L	49-65

* – Burger King Classic

– Saint Joseph's Invitational

KANSAS

Notre Dame leads 1-0

Home: 0-0, Away: 0-0, Neutral: 1-0

Date	Site		Score
3/31/13	Norfolk, Va. *	W	93-63

* – NCAA Championship (Regional Semifinal)

KANSAS STATE

Notre Dame leads 2-0

Home: 0-0, Away: 1-0, Neutral: 1-0

Date	Site		Score
3/25/03	Manhattan, Kan. *	W	58-53
12/20/12	Las Vegas, Nev. #	W	87-57

* – NCAA Championship (Second Round)

– World Vision Classic

KENT STATE

Notre Dame leads 1-0

Home: 1-0, Away: 0-0, Neutral: 0-0

Date	Site		Score
11/15/96	Notre Dame, Ind. *	W	66-41

* – Preseason WNIT (First Round)

KENTUCKY

Series tied 1-1

Home: 1-0, Away: 0-1, Neutral: 0-0

Date	Site		Score
11/21/10	Lexington, Ky.	L	76-81
12/18/11	Notre Dame, Ind.	W	92-83

LA SALLE

La Salle leads 5-4

Home: 2-2, Away: 1-3, Neutral: 1-0

Date	Site		Score
1/6/85	Philadelphia, Pa.	L	66-71
1/5/92	Notre Dame, Ind.	L	65-86
1/2/93	Philadelphia, Pa.	L	63-69
2/4/93	Notre Dame, Ind.	W	61-58
1/15/94	Philadelphia, Pa.	W	92-73
2/17/94	Notre Dame, Ind.	L	75-85
3/6/94	Indianapolis, Ind. *	W	79-55
1/21/95	Notre Dame, Ind.	W	87-65
2/18/95	Philadelphia, Pa.	L	68-84

* – MCC Tournament

LIBERTY

Notre Dame leads 3-0

Home: 1-0, Away: 0-0, Neutral: 2-0

Date	Site		Score
11/24/89	Orlando, Fla. *	W	113-35
12/5/99	Richmond, Va. #	W	85-68
3/18/12	Notre Dame, Ind. !	W	74-43

* – Rotary Classic

– Wachovia Women's Basketball Invitational

! – NCAA Championship (First Round)



Kayla McBride scored a (then) career-high 28 points, including 4 of 7 three-pointers, as the Fighting Irish posted a 74-57 win at Iowa in the second round of the 2013 NCAA Championship.



LONGWOOD

Notre Dame leads 1-0

Home: 1-0, Away: 0-0, Neutral: 0-0

Date	Site		Score
12/28/11	Notre Dame, Ind.	W	92-26

LSU

Series tied 2-2

Home: 1-0, Away: 1-2, Neutral: 0-0

Date	Site		Score
3/2/92	Baton Rouge, La.	L	62-72
12/19/93	Notre Dame, Ind.	W	82-80
3/15/99	Baton Rouge, La. *	L	64-74
11/16/08	Baton Rouge, La. #	W	62-53

* - NCAA Championship (Second Round)

- State Farm Tip-Off Classic

LOUISIANA TECH

Louisiana Tech leads 2-1

Home: 0-1, Away: 0-1, Neutral: 1-0

Date	Site		Score
2/11/83	Notre Dame, Ind.	L	39-81
1/12/84	Ruston, La.	L	58-83
12/28/90	Philadelphia, Pa. *	W	71-66

* - Texaco-Hawk Classic

LOUISVILLE

Notre Dame leads 10-4

Home: 3-2, Away: 4-1, Neutral: 3-1

Date	Site		Score
3/22/91	Amarillo, Texas *	L	75-80
1/15/92	Notre Dame, Ind.	L	53-64
2/21/94	Louisville, Ky.	W	69-54
1/14/06	Louisville, Ky.	L	51-61
2/7/07	Notre Dame, Ind.	W	64-55
1/8/08	Louisville, Ky.	W	82-74
2/11/09	Notre Dame, Ind.	L	66-71
1/19/10	Louisville, Ky.	W	78-60
3/6/10	Hartford, Conn. #	W	89-52
1/12/11	Notre Dame, Ind.	W	80-80
3/6/11	Hartford, Conn. #	W	63-53
2/20/12	Louisville, Ky.	W	68-52
2/11/13	Notre Dame, Ind.	W	93-64
3/11/13	Hartford, Conn. #	W	83-59

* - NMT

- BIG EAST Tournament

LOYOLA (ILL.)

Notre Dame leads 21-3

Home: 11-1, Away: 9-2, Neutral: 1-0

Date	Site		Score
2/4/83	Notre Dame, Ind.	W	80-61
1/18/84	Notre Dame, Ind.	L	56-59
3/8/84	Chicago, Ill.	L	53-64
2/20/85	Notre Dame, Ind.	W	84-59
2/26/85	Chicago, Ill.	W	64-63
1/23/86	Notre Dame, Ind.	W	75-54
2/21/86	Chicago, Ill.	W	79-67
12/13/86	Notre Dame, Ind.	W	65-62
11/28/87	Chicago, Ill.	W	67-61
2/18/89	Chicago, Ill.	L	77-108
2/3/89	Notre Dame, Ind.	W	77-57
3/11/89	Dayton, Ohio *	W	75-53
1/16/90	Notre Dame, Ind.	W	85-72
2/6/90	Chicago, Ill.	W	75-63
1/15/91	Chicago, Ill.	W	66-55
2/5/91	Notre Dame, Ind.	W	81-61
2/1/92	Notre Dame, Ind.	W	78-66
2/27/92	Chicago, Ill.	W	73-66
2/16/93	Notre Dame, Ind.	W	76-50
2/18/93	Chicago, Ill.	W	74-60
2/5/94	Chicago, Ill.	W	81-67
3/3/94	Notre Dame, Ind.	W	84-75
2/4/95	Chicago, Ill.	W	92-76
12/20/08	Notre Dame, Ind.	W	89-45

* - MCC Tournament



Megan Duffy scored a career-high 32 points against Marquette in 2006, including this off-handed layup at the horn in overtime to help the Irish to a 67-65 win.

LOYOLA (MD.)

Notre Dame leads 2-0

Home: 1-0, Away: 1-0, Neutral: 0-0

Date	Site		Score
12/21/91	Notre Dame, Ind.	W	84-49
12/19/92	Baltimore, Md.	W	55-48

LOYOLA MARYMOUNT

Notre Dame leads 2-0

Home: 0-0, Away: 1-0, Neutral: 1-0

Date	Site		Score
1/3/87	Los Angeles, Calif.	W	78-40
12/30/10	Seattle, Wash. *	W	91-47

* - State Farm Holiday Hoops Classic

MANCHESTER

Notre Dame leads 1-0

Home: 0-0, Away: 1-0, Neutral: 0-0

Date	Site		Score
2/9/78	Manchester, Ind.	W	74-49

MARION

Series tied 2-2

Home: 1-1, Away: 0-1, Neutral: 1-0

Date	Site		Score
2/18/78	Notre Dame, Ind.	W	62-50
2/16/79	Marion, Ind.	L	63-65
11/30/79	Upland, Ind. *	W	68-60
2/15/80	Notre Dame, Ind.	L	61-62

* - Taylor Invitational

MARQUETTE

Notre Dame leads 32-6

Home: 19-1, Away: 12-5, Neutral: 1-0

Date	Site		Score
2/3/78	Milwaukee, Wis.	L	41-66
2/3/79	Notre Dame, Ind.	W	60-57
2/2/80	Notre Dame, Ind.	L	46-67
1/10/81	Milwaukee, Wis.	L	55-62
1/10/82	Minneapolis, Minn. *	W	50-36
1/30/82	Notre Dame, Ind.	W	60-43
2/25/83	Milwaukee, Wis.	W	74-50
11/22/83	Notre Dame, Ind.	W	96-63
12/13/85	Milwaukee, Wis.	W	90-46
1/13/86	Notre Dame, Ind.	W	75-42
1/31/87	Notre Dame, Ind.	W	95-60
2/28/87	Milwaukee, Wis.	W	77-53
1/26/88	Notre Dame, Ind.	W	88-51
2/20/88	Milwaukee, Wis.	W	79-69
12/7/88	Notre Dame, Ind.	W	70-66
12/9/89	Milwaukee, Wis.	W	87-67
1/18/90	Notre Dame, Ind.	W	81-64
12/21/90	Notre Dame, Ind.	W	109-56
1/19/91	Milwaukee, Wis.	W	91-73
11/27/91	Notre Dame, Ind.	W	83-68
12/1/92	Milwaukee, Wis.	L	62-66
12/1/93	Notre Dame, Ind.	W	90-76
2/1/95	Milwaukee, Wis.	W	87-66
12/8/95	Notre Dame, Ind.	W	84-62
1/2/00	Notre Dame, Ind.	W	75-60
12/21/00	Milwaukee, Wis.	W	75-56
12/22/01	Notre Dame, Ind.	W	60-33
12/31/02	Milwaukee, Wis.	W	75-68
1/1/04	Notre Dame, Ind.	W	72-64
12/19/04	Milwaukee, Wis.	W	50-47
1/10/06	Notre Dame, Ind.	W (ot)	67-65
1/23/07	Milwaukee, Wis.	L	62-71
2/13/08	Notre Dame, Ind.	W	99-76
1/13/09	Milwaukee, Wis.	L	65-75
2/23/10	Notre Dame, Ind.	W	82-67
1/5/11	Milwaukee, Wis.	W	73-55
12/7/11	Notre Dame, Ind.	W	95-42
2/17/13	Marquette, Wis.	W	87-49

* - Saint Catherine's Tournament

MARYLAND

Series tied 4-4

Home: 0-2, Away: 2-2, Neutral: 2-0

Date	Site		Score
1/8/83	College Park, Md.	L	62-84
11/26/83	Notre Dame, Ind. *	L	57-75
1/9/85	College Park, Md.	W	49-40
1/10/87	Notre Dame, Ind.	L	48-69
11/16/07	College Park, Md. #	L	58-75
3/27/12	Raleigh, N.C. !	W	80-49
1/27/14	College Park, Md.	W	87-83
4/6/14	Nashville, Tenn. %	W	87-61

* - Notre Dame Thanksgiving Classic

- Preseason WNIT (Semifinal)

! - NCAA Championship (Regional Final)

% - NCAA Championship (National Semifinal)

MASSACHUSETTS

Notre Dame leads 2-0

Home: 1-0, Away: 0-0, Neutral: 1-0

Date	Site		Score
3/25/95	Amarillo, Texas *	W	90-72
11/18/12	Notre Dame, Ind.	W	94-50

* - NMT

MEMPHIS

Notre Dame leads 1-0

Home: 0-0, Away: 0-0, Neutral: 1-0

Date	Site		Score
3/15/97	Austin, Texas *	W	93-62

* - NCAA Championship (First Round)

INTRODUCTION

2014-15 SEASON PREVIEW

STUDENT-ATHLETES

COACHING STAFF

2014-15 OPPONENTS

2013-14 SEASON IN REVIEW

RECORDS

HISTORY

169

All-Time Series

MERCER

Notre Dame leads 2-0

Home: 1-0, Away: 1-0, Neutral: 0-0

Date	Site	Score
12/30/11	Macon, Ga.	W 128-42
11/20/12	Notre Dame, Ind.	W 93-36

MIAMI (FLA.)

Notre Dame leads 15-3

Home: 7-2, Away: 7-1, Neutral: 1-0

Date	Site	Score
1/5/86	Coral Gables, Fla. *	W 59-53
2/7/87	Notre Dame, Ind.	L 61-62
1/7/88	Coral Gables, Fla.	W 83-68
1/27/86	Coral Gables, Fla.	W 67-50
2/20/86	Notre Dame, Ind.	W 86-70
1/29/87	Coral Gables, Fla.	W 72-71
1/8/98	Notre Dame, Ind.	W 75-47
2/3/98	Coral Gables, Fla.	L 76-77
2/23/99	Notre Dame, Ind.	W 89-62
1/22/00	Coral Gables, Fla.	W 76-54
2/22/00	Notre Dame, Ind.	W 83-68
3/5/00	Storrs, Conn. I	W 67-52
2/20/01	Notre Dame, Ind.	W 81-43
1/2/02	Coral Gables, Fla.	W 69-65
1/11/03	Notre Dame, Ind.	L 70-80
1/28/04	Coral Gables, Fla.	W 59-50
2/25/04	Notre Dame, Ind.	W 93-58
1/23/14	Notre Dame, Ind.	W 79-52

* - Burger King Classic

I - BIG EAST Tournament

MIAMI (OHIO)

Miami leads 4-2

Home: 2-2, Away: 0-1, Neutral: 0-1

Date	Site	Score
1/17/81	Notre Dame, Ind.	L 53-93
2/6/82	Oxford, Ohio	L 61-65
12/10/82	Notre Dame, Ind.	W 64-59
2/17/81	Notre Dame, Ind.	L 65-69
12/28/94	Seattle, Wash. *	L 76-79
11/9/07	Notre Dame, Ind. #	W 98-50

* - Seattle Times Husky Classic

- Preseason WNIT (First Round)

MICHIGAN

Notre Dame leads 10-7

Home: 7-1, Away: 3-5, Neutral: 0-1

Date	Site	Score
1/20/79	Ann Arbor, Mich.	L 66-93
12/8/79	Notre Dame, Ind.	L (ot) 60-66
2/20/81	Ann Arbor, Mich.	L 65-96
1/24/82	Notre Dame, Ind.	W 71-48
12/12/82	Ann Arbor, Mich.	W 62-58
12/9/83	Notre Dame, Ind.	W 66-50
12/2/84	Ann Arbor, Mich.	L 64-75
12/5/85	Notre Dame, Ind.	W 76-71
12/13/91	Ann Arbor, Mich.	L 75-86
12/12/92	Notre Dame, Ind.	W 62-54
3/19/01	Notre Dame, Ind. *	W 88-54
12/2/01	Grand Rapids, Mich. #	L 63-78
11/18/05	Notre Dame, Ind.	W 55-45
12/1/06	Ann Arbor, Mich.	W 61-58
12/2/07	Notre Dame, Ind.	W 77-46
12/10/08	Ann Arbor, Mich.	L (ot) 59-63
12/14/13	Ann Arbor, Mich.	W 86-64

* - NCAA Championship (Second Round)

- Women's College Basketball Showcase

MICHIGAN STATE

Michigan State leads 8-7

Home: 4-4, Away: 3-4, Neutral: 0-0

Date	Site	Score
2/26/81	East Lansing, Mich.	L 45-76
3/6/82	Notre Dame, Ind.	L 59-68

2/3/84	East Lansing, Mich.	L 72-73
12/20/84	Notre Dame, Ind.	W 71-59
1/24/88	East Lansing, Mich.	W 57-55
12/13/89	Notre Dame, Ind.	L 48-64
12/7/94	Notre Dame, Ind.	L 73-75
12/21/95	East Lansing, Mich.	L (ot) 83-87
12/21/98	East Lansing, Mich.	W 75-64
12/11/99	Notre Dame, Ind.	W 84-54
11/26/03	East Lansing, Mich.	L 63-92
12/2/04	Notre Dame, Ind.	L (ot) 73-82
11/29/08	Notre Dame, Ind.	W 78-72
11/19/09	East Lansing, Mich.	W 68-67
11/11/13	Notre Dame, Ind.	W 81-62

MIDDLE TENNESSEE

Notre Dame leads 1-0

Home: 1-0, Away: 0-0, Neutral: 0-0

Date	Site	Score
3/23/04	Notre Dame, Ind. *	W 59-46

* - NCAA Championship (Second Round)

MINNESOTA

Minnesota leads 2-0

Home: 0-2, Away: 0-0, Neutral: 0-0

Date	Site	Score
3/16/94	Notre Dame, Ind. *	L 76-81
3/22/03	Notre Dame, Ind. *	L 71-79

* - NCAA Championship (First Round)

MISSOURI

Notre Dame leads 1-0

Home: 0-0, Away: 0-0, Neutral: 1-0

Date	Site	Score
1/2/82	Kansas City, Mo.	W 60-53

MISSOURI STATE

Notre Dame leads 2-0

Home: 1-0, Away: 0-0, Neutral: 1-0

Date	Site	Score
3/13/98	Lubbock, Texas *	W 78-64
3/21/04	Notre Dame, Ind. *	W (ot) 69-65

* - NCAA Championship (First Round)

NOTE: School formerly Southwest Missouri State

MONTANA

Montana leads 1-0

Home: 0-0, Away: 0-0, Neutral: 0-1

Date	Site	Score
12/31/86	Seattle, Wash. *	L 48-50

* - Seattle Times Classic

MOREHEAD STATE

Notre Dame leads 1-0

Home: 1-0, Away: 0-0, Neutral: 0-0

Date	Site	Score
11/15/10	Notre Dame, Ind.	W 91-28

MOUNT ST. JOSEPH

Notre Dame leads 2-0

Home: 1-0, Away: 1-0, Neutral: 0-0

Date	Site	Score
1/26/80	Notre Dame, Ind.	W 78-76
2/5/82	Cincinnati, Ohio	W 70-54

MOUNT ST. MARY'S

Mount St. Mary's leads 1-0

Home: 0-0, Away: 0-0, Neutral: 0-1

Date	Site	Score
12/19/81	Philadelphia, Pa. *	L 44-57

* - Penn Holiday Tournament

NEBRASKA

Series tied 1-1

Home: 1-1, Away: 0-0, Neutral: 0-0

Date	Site	Score
2/25/82	Notre Dame, Ind.	L (2ot) 88-98
11/14/04	Notre Dame, Ind. *	W 73-57

* - Preseason WNIT (Second Round)



In just her fourth collegiate game, Alicia Ratay scored a career-high 32 points on 12-of-15 shooting as the Irish blitzed North Carolina in 1999.

NEW HAMPSHIRE

Notre Dame leads 1-0

Home: 1-0, Away: 0-0, Neutral: 0-0

Date	Site	Score
11/12/10	Notre Dame, Ind.	W 99-48

NEW MEXICO

Notre Dame leads 1-0

Home: 0-0, Away: 0-0, Neutral: 1-0

Date	Site	Score
3/15/02	Knowville, Tenn. *	W 58-44

* - NCAA Championship (First Round)

NORTH CAROLINA

Notre Dame leads 3-1

Home: 1-0, Away: 0-0, Neutral: 2-1

Date	Site	Score
12/4/99	Richmond, Va. #	W 99-86
12/3/00	Lake Buena Vista, Fla. *	W 78-55
3/20/07	Pittsburgh, Pa. ^	L 51-60
2/27/14	Notre Dame, Ind.	W 100-75

- Wachovia Women's Basketball Invitational

* - Honda Elite 4 Classic

^ - NCAA Championship (Second Round)

NORTH CAROLINA STATE

Notre Dame leads 3-0

Home: 0-0, Away: 1-0, Neutral: 2-0

Date	Site	Score
11/20/96	Ruston, La. *	W 64-53
3/2/14	Raleigh, N.C.	W 84-60
3/8/14	Greensboro, N.C. #	W 83-48

* - Preseason WNIT (Third Place Game)

- ACC Tournament

UNC WILMINGTON

Notre Dame leads 1-0

Home: 1-0, Away: 0-0, Neutral: 0-0

Date	Site	Score
11/9/13	Notre Dame, Ind.	W 99-50



Jacqueline Batteast lets out a scream after blocking a last-second three-point try in Notre Dame's 66-62 win over Ohio State in the 2004 Preseason WNIT championship game.

NORTHEAST MISSOURI

Notre Dame leads 1-0
Home: 0-0, Away: 0-0, Neutral: 0-1

Date	Site	Score
1/12/80	DeKalb, Ill. *	L 43-77
* - Huskie Invitational		

NORTHERN ILLINOIS

Notre Dame leads 8-5
Home: 4-1, Away: 4-3, Neutral: 0-1

Date	Site	Score
2/11/78	Notre Dame, Ind.	L 58-65
1/12/79	DeKalb, Ill. *	W 62-60
12/12/81	Notre Dame, Ind.	W 67-52
12/12/84	DeKalb, Ill.	W 71-60
12/15/85	Notre Dame, Ind.	W 88-65
1/13/87	DeKalb, Ill.	L 71-81
2/24/87	Notre Dame, Ind.	W 82-66
1/14/88	Notre Dame, Ind.	W 89-66
3/8/88	DeKalb, Ill.	L 74-95
3/23/91	Amarillo, Texas #	L 82-84
2/23/95	DeKalb, Ill.	W 58-51
3/10/95	DeKalb, Ill. %	L 64-87
12/30/04	DeKalb, Ill.	W 73-49

* - Northern Illinois Tournament

- NWIT

% - MCC Tournament

NORTHWESTERN

Notre Dame leads 2-1
Home: 1-0, Away: 1-1, Neutral: 0-0

Date	Site	Score
12/7/83	Evanston, Ill.	L 74-78
11/30/87	Notre Dame, Ind.	W 69-49
11/29/88	Evanston, Ill.	W 75-63

NORTHWESTERN STATE

Northwestern State leads 1-0
Home: 0-0, Away: 0-0, Neutral: 0-1

Date	Site	Score
3/24/95	Amarillo, Texas *	L 93-103
* - NWIT		

OAKLAND

Notre Dame leads 1-0
Home: 1-0, Away: 0-0, Neutral: 0-0

Date	Site	Score
12/9/87	Notre Dame, Ind.	W 100-51

OHIO STATE

Notre Dame leads 2-1
Home: 1-0, Away: 0-1, Neutral: 1-0

Date	Site	Score
1/4/97	Columbus, Ohio	L 67-74
11/20/04	Notre Dame, Ind. *	W 66-62
11/9/13	Mount Pleasant, S.C. %	W 57-51

* - Preseason WNIT (Championship)

% - Carrier Classic

OHIO UNIVERSITY

Notre Dame leads 1-0
Home: 0-0, Away: 0-0, Neutral: 1-0

Date	Site	Score
11/29/96	Atlanta, Ga. *	W 95-82

* - Comfort Inn Downtown Classic

OKLAHOMA

Notre Dame leads 3-2
Home: 0-0, Away: 0-0, Neutral: 3-2

Date	Site	Score
12/30/86	Seattle, Wash. *	L 54-57
3/25/08	West Lafayette, Ind. #	W (ot) 79-75
11/28/09	St. Thomas, U.S.V.I. ^	W 81-71
3/28/10	Kansas City, Mo. +	L (ot) 72-77
3/26/11	Dayton, Ohio +	W 78-53

* - Seattle Times Classic

- NCAA Championship (Second Round)

^ - Paradise Jam

+ - NCAA Championship (Regional Semifinal)

OKLAHOMA STATE

Notre Dame leads 1-0
Home: 1-0, Away: 0-0, Neutral: 0-0

Date	Site	Score
3/29/14	Notre Dame, Ind. *	W 89-72

* - NCAA Championship (Regional Semifinal)

OLD DOMINION

Old Dominion leads 5-1
Home: 1-1, Away: 0-3, Neutral: 0-1

Date	Site	Score
12/29/83	Chestnut Hill, Mass. *	L 57-71
1/10/89	Notre Dame, Ind.	L 65-82
1/12/90	Norfolk, Va.	L 61-62
2/23/91	Notre Dame, Ind.	W 70-58
3/7/92	Norfolk, Va.	L 76-85
1/2/94	Norfolk, Va.	L 67-76

* - Nike Christmas Classic

OREGON STATE

Notre Dame leads 1-0
Home: 0-0, Away: 1-0, Neutral: 0-0

Date	Site	Score
12/29/13	Corvallis, Ore.	W 70-58

PACIFIC

Notre Dame leads 1-0
Home: 0-0, Away: 0-0, Neutral: 1-0

Date	Site	Score
3/23/95	Amarillo, Texas *	W 88-74
* - NWIT		

PACIFIC LUTHERAN

Notre Dame leads 1-0
Home: 0-0, Away: 1-0, Neutral: 0-0

Date	Site	Score
3/12/80	Tacoma, Wash. *	W 57-48

* - AIAW National Tournament

PENNSYLVANIA

Notre Dame leads 3-0
Home: 1-0, Away: 2-0, Neutral: 0-0

Date	Site	Score
12/18/81	Philadelphia, Pa. *	W 62-47
12/2/11	Notre Dame, Ind.	W 69-38
11/23/13	Philadelphia, Pa.	W 76-54

* - Penn Holiday Tournament

PENN STATE

Penn State leads 5-1
Home: 0-1, Away: 1-2, Neutral: 0-2

Date	Site	Score
11/22/91	Notre Dame, Ind.	L 70-86
1/19/93	University Park, Pa.	L 66-87
12/1/95	Kona, Hawaii *	L 77-86
3/27/04	Hartford, Conn. !	L 49-55
11/16/06	University Park, Pa.	L 49-75
12/4/13	University Park, Pa. #	W 77-67

* - Kona Women's Basketball Classic

PITTSBURGH

Notre Dame leads 22-3
Home: 10-0, Away: 11-2, Neutral: 1-1

Date	Site	Score
2/7/96	Notre Dame, Ind.	W 90-51
2/17/96	Pittsburgh, Pa.	W 89-51
1/18/97	Notre Dame, Ind.	W 65-49
12/31/97	Pittsburgh, Pa.	W 66-46
2/15/98	Notre Dame, Ind.	W 75-60
1/16/99	Pittsburgh, Pa.	W 81-72
1/18/00	Pittsburgh, Pa.	W 67-53
2/9/00	Notre Dame, Ind.	W 81-74
2/7/01	Notre Dame, Ind.	W 72-58
2/27/01	Pittsburgh, Pa.	W 82-63
2/5/02	Pittsburgh, Pa.	W 68-56
2/26/03	Notre Dame, Ind.	W 77-69
3/8/03	Piscataway, N.J. *	W 73-65
2/21/04	Pittsburgh, Pa.	W 72-68
2/5/05	Pittsburgh, Pa.	W 75-47
2/28/06	Notre Dame, Ind.	W 72-65
1/31/07	Pittsburgh, Pa.	L 62-71
2/10/08	Notre Dame, Ind.	W 81-66
3/9/08	Hartford, Conn. *	L 53-64
2/3/09	Pittsburgh, Pa.	L 70-82
2/6/10	Notre Dame, Ind.	W 86-76
1/15/11	Pittsburgh, Pa.	W 82-50
1/17/12	Notre Dame, Ind.	W 120-44
1/23/13	Pittsburgh, Pa.	W 73-47
1/16/14	Pittsburgh, Pa.	W 109-66

* - BIG EAST Tournament

PRAIRIE VIEW A&M

Notre Dame leads 1-0
Home: 1-0, Away: 0-0, Neutral: 0-0

Date	Site	Score
12/28/06	Notre Dame, Ind.	W 94-55

PROVIDENCE

Notre Dame leads 22-0
Home: 11-0, Away: 11-0, Neutral: 0-0

Date	Site	Score
1/14/96	Providence, R.I.	W 90-80
12/7/96	Notre Dame, Ind.	W 91-75
2/16/97	Providence, R.I.	W 97-74
1/24/98	Notre Dame, Ind.	W 109-60
1/10/99	Notre Dame, Ind.	W 79-56
1/30/99	Providence, R.I.	W 97-59
2/1/00	Providence, R.I.	W 90-60
1/31/01	Notre Dame, Ind.	W 64-44
1/5/02	Notre Dame, Ind.	W 72-66
1/19/02	Providence, R.I.	W 69-41
2/16/03	Providence, R.I.	W 67-61

All-Time Series

2/14/04	Notre Dame, Ind.	W	81-51
2/9/05	Providence, R.I.	W	75-57
2/4/06	Notre Dame, Ind.	W	66-48
2/17/07	Providence, R.I.	W	82-65
1/30/08	Notre Dame, Ind.	W	85-54
2/28/09	Providence, R.I.	W	65-56
1/27/10	Notre Dame, Ind.	W	84-59
12/8/10	Providence, R.I.	W	79-43
2/14/12	Notre Dame, Ind.	W	66-47
1/26/13	Notre Dame, Ind.	W	89-44
3/2/13	Providence, R.I.	W	92-57

PURDUE

Purdue leads 14-12

Home: 7-4, Away: 3-8, Neutral: 2-2

Date	Site		Score
11/26/84	Notre Dame, Ind.	L	58-62
11/30/85	West Lafayette, Ind.	L	54-71
12/1/91	West Lafayette, Ind.	L	66-80
12/4/92	Notre Dame, Ind.	L	41-74
12/8/93	West Lafayette, Ind.	L	59-66
11/30/94	Notre Dame, Ind.	L	83-87
3/15/96	Lubbock, Texas *	W	73-60
12/5/96	West Lafayette, Ind.	L	58-73
12/10/97	Notre Dame, Ind.	W	77-71
3/21/98	Lubbock, Texas #	L	65-70
12/8/99	West Lafayette, Ind.	L	61-71
12/9/00	Notre Dame, Ind.	W	72-61
4/1/01	St. Louis, Mo. %	W	68-66
12/6/01	West Lafayette, Ind.	L	57-70
1/4/03	Notre Dame, Ind.	L	54-71
3/30/03	Dayton, Ohio #	L	47-66
1/4/04	West Lafayette, Ind. +	L	63-76
1/16/05	Notre Dame, Ind. +	W	86-69
12/7/05	West Lafayette, Ind.	L	54-65
12/6/06	Notre Dame, Ind.	W	67-58
12/8/07	West Lafayette, Ind.	W	61-48
12/7/08	Notre Dame, Ind.	W	62-51
1/4/10	West Lafayette, Ind.	W	79-75
12/5/10	Notre Dame, Ind.	W	72-51
12/10/11	West Lafayette, Ind.	W	66-38
12/29/12	Notre Dame, Ind.	W	74-47

* – NCAA Championship (First Round)

– NCAA Championship (Regional Semifinal)

% – NCAA Championship (National Championship)

+ – BIG EAST/Big Ten Challenge

PURDUE-CALUMET

Notre Dame leads 2-0

Home: 1-0, Away: 1-0, Neutral: 0-0

Date	Site		Score
1/18/78	Hammond, Ind.	W	50-46
2/7/80	Notre Dame, Ind.	W	79-38

RICE

Series tied 1-1

Home: 1-0, Away: 0-1, Neutral: 0-0

Date	Site		Score
12/31/00	Notre Dame, Ind.	W	80-40
12/28/01	Houston, Texas	L	61-72

RICHMOND

Notre Dame leads 3-0

Home: 1-0, Away: 1-0, Neutral: 1-0

Date	Site		Score
3/25/89	Amarillo, Texas *	W	51-46
11/28/06	Notre Dame, Ind.	W	87-66
1/2/08	Richmond, Va.	W	84-59

* – NMT

ROBERT MORRIS

Notre Dame leads 1-0

Home: 0-0, Away: 0-0, Neutral: 1-0

Date	Site		Score
3/22/14	Toledo, Ohio *	W	93-42

* – NCAA Championship (First Round)

RUTGERS

Rutgers leads 16-13

Home: 7-4, Away: 5-9, Neutral: 1-3

Date	Site		Score
11/27/82	Chicago, Ill. *	L	74-81
1/9/86	Piscataway, N.J.	L	61-69
11/29/86	Notre Dame, Ind.	L	50-71
11/28/95	Notre Dame, Ind.	W	66-54
2/3/96	Piscataway, N.J.	L	62-73
1/21/97	Notre Dame, Ind.	W	76-61
3/2/97	Storrs, Conn. #	W	86-58
12/3/97	Piscataway, N.J.	L	67-80
2/24/98	Notre Dame, Ind.	W	71-64
2/13/99	Piscataway, N.J.	L	57-77
3/1/99	Piscataway, N.J. #	W	68-61
2/19/00	Piscataway, N.J.	W (ot)	78-74
3/6/00	Storrs, Conn. #	L (ot)	72-81
1/6/01	Notre Dame, Ind.	W	67-46
2/17/01	Piscataway, N.J.	L	53-54
2/16/02	Piscataway, N.J.	W	57-52
1/18/03	Notre Dame, Ind.	L	61-64
2/28/04	Piscataway, N.J.	L	55-69
3/7/04	Hartford, Conn. #	L	45-51
1/23/05	Notre Dame, Ind.	W	63-47
2/19/05	Piscataway, N.J.	L	48-59
1/24/06	Piscataway, N.J.	L	43-69
2/24/07	Notre Dame, Ind.	L	60-76
2/19/08	Piscataway, N.J.	L	51-57
1/27/09	Notre Dame, Ind.	L	68-78
2/1/10	Piscataway, N.J.	W	75-63
2/12/11	Notre Dame, Ind.	W	71-49
1/31/12	Piscataway, N.J.	W	71-41
1/13/13	Notre Dame, Ind.	W	71-46

* – Orange Crush Classic

– BIG EAST Tournament

ST. AMBROSE

Notre Dame leads 4-0

Home: 4-0, Away: 0-0, Neutral: 0-0

Date	Site		Score
1/18/80	Notre Dame, Ind.	W	54-52
2/7/81	Notre Dame, Ind.	W	56-49
12/20/86	Notre Dame, Ind.	W	66-50
12/12/87	Notre Dame, Ind.	W	86-73

ST. BONAVENTURE

Notre Dame leads 1-0

Home: 0-0, Away: 0-0, Neutral: 1-0

Date	Site		Score
3/25/12	Raleigh, N.C. *	W	79-35

* – NCAA Championship (Regional Semifinal)

ST. FRANCIS (ILL.)

Notre Dame leads 2-1

Home: 1-1, Away: 1-0, Neutral: 0-0

Date	Site		Score
12/11/80	Notre Dame, Ind.	L	54-57
1/13/82	Joliet, Ill.	W	61-57
12/4/82	Notre Dame, Ind.	W	86-42

ST. FRANCIS (IND.)

Notre Dame leads 1-0

Home: 0-0, Away: 0-0, Neutral: 1-0

Date	Site		Score
2/25/78	Rensselaer, Ind. *	W	61-45

* – North District Tournament

SAINT FRANCIS (PA.)

Notre Dame leads 2-0

Home: 2-0, Away: 0-0, Neutral: 0-0

Date	Site		Score
12/29/07	Notre Dame, Ind.	W	82-39
12/31/12	Notre Dame, Ind.	W	128-55

ST. JOHN'S

Notre Dame leads 22-3

Home: 11-0, Away: 8-3, Neutral: 3-0

Date	Site		Score
1/4/96	Jamaica, N.Y.	W	74-48
1/24/96	Notre Dame, Ind.	W	66-53
2/2/97	Jamaica, N.Y.	W	75-47
1/10/98	Jamaica, N.Y.	W	77-57
2/12/98	Notre Dame, Ind.	W	76-44
2/28/98	Piscataway, N.J. *	W	94-57
1/23/99	Notre Dame, Ind.	W	99-60
1/26/00	Jamaica, N.Y.	W	69-49
2/12/00	Notre Dame, Ind.	W	94-51
1/9/01	Jamaica, N.Y.	W	84-49
2/13/02	Notre Dame, Ind.	W	66-31
1/14/03	Jamaica, N.Y.	W	71-42
2/12/03	Notre Dame, Ind.	W	76-48
2/17/04	Jamaica, N.Y.	W	69-56
1/26/05	Notre Dame, Ind.	W	72-65
1/4/06	Jamaica, N.Y.	L	63-66
1/16/07	Notre Dame, Ind.	W	83-65
3/3/08	Jamaica, N.Y.	L	51-61
1/17/09	Notre Dame, Ind.	W	70-67
3/7/09	Hartford, Conn. *	W	62-45
2/16/10	Jamaica, N.Y.	L	71-76
3/7/10	Hartford, Conn. *	W	75-67
1/23/11	Notre Dame, Ind.	W	69-36
1/28/12	Jamaica, N.Y.	W	71-56
1/20/13	Notre Dame, Ind.	W	74-50

* – BIG EAST Tournament

ST. JOSEPH'S (IND.)

Notre Dame leads 4-3

Home: 2-0, Away: 2-3, Neutral: 0-0

Date	Site		Score
12/6/77	Rensselaer, Ind.	W	79-67
3/5/78	Rensselaer, Ind. *	L	64-65
2/13/79	Rensselaer, Ind.	L	62-67
2/24/79	Rensselaer, Ind. #	W (ot)	70-69
1/16/80	Notre Dame, Ind.	W	72-64
2/17/81	Rensselaer, Ind.	L	64-84
12/2/81	Notre Dame, Ind.	W	78-44

* – IIAIW Tournament

– North District Tournament

SAINT JOSEPH'S (PA.)

Series tied 1-1

Home: 0-0, Away: 1-1, Neutral: 0-0

Date	Site		Score
1/24/87	Philadelphia, Pa.	L	57-71
12/29/90	Philadelphia, Pa. *	W	72-53

* – Texaco-Hawk Classic

SAINT LOUIS

Notre Dame leads 6-1

Home: 3-1, Away: 3-0, Neutral: 0-0

Date	Site		Score
1/20/80	Notre Dame, Ind.	L	49-65
1/14/89	St. Louis, Mo.	W	79-54
2/11/89	Notre Dame, Ind.	W	78-34
2/1/90	Notre Dame, Ind.	W	84-50
2/20/90	St. Louis, Mo.	W	78-48
1/31/91	St. Louis, Mo.	W	97-48
2/19/91	Notre Dame, Ind.	W	87-47

SAINT MARY'S (CALIF.)

Notre Dame leads 1-0

Home: 0-0, Away: 0-0, Neutral: 1-0

Date	Site		Score
3/13/99	Baton Rouge, La. *	W	61-57

* – NCAA Championship (First Round)



SAINT MARY'S (IND.)

Notre Dame leads 10-0

Home: 5-0, Away: 4-0, Neutral: 1-0

Date	Site		Score
2/6/78	Notre Dame, Ind.	W	61-51
2/20/78	Notre Dame, Ind. *	W	69-59
12/11/78	Notre Dame, Ind.	W	71-54
1/27/79	Notre Dame, Ind. *	W	70-43
2/23/79	Rensselaer, Ind. #	W	61-49
12/4/79	Notre Dame, Ind. *	W	81-45
1/30/80	Notre Dame, Ind.	W	73-56
12/8/80	Notre Dame, Ind.	W	71-52
1/28/81	Notre Dame, Ind. *	W	59-44
12/8/81	Notre Dame, Ind.	W	92-29

* – at Saint Mary's

– North District Tournament

SAN DIEGO

Notre Dame leads 1-0

Home: 1-0, Away: 0-0, Neutral: 0-0

Date	Site		Score
3/17/00	Notre Dame, Ind. *	W	87-61

* – NCAA Championship (First Round)

SAN DIEGO STATE

Series tied 1-1

Home: 0-0, Away: 0-0, Neutral: 1-1

Date	Site		Score
3/21/81	Anchorage, Alaska *	L	34-71
11/26/09	St. Thomas, U.S.V.I. #	W	84-79

* – Northern Lights Tournament

– Paradise Jam

SAN FRANCISCO

Notre Dame leads 2-0

Home: 1-0, Away: 1-0, Neutral: 0-0

Date	Site		Score
12/28/97	Notre Dame, Ind.	W	62-47
11/28/98	San Francisco, Calif.	W	74-43

SANTA CLARA

Santa Clara leads 1-0

Home: 0-0, Away: 0-0, Neutral: 0-1

Date	Site		Score
3/21/81	Amarillo, Texas *	L	65-81

* – NWIT



Ashley Barlow tallied a double-double with 20 points and 12 rebounds to pace the Fighting Irish to a 75-62 win over SMU in the first round of the 2008 NCAA Championship.

SETON HALL

Notre Dame leads 21-4

Home: 9-2, Away: 11-2, Neutral: 1-0

Date	Site		Score
12/11/83	Notre Dame, Ind.	L	55-62
11/26/94	South Orange, N.J.	L (ot)	60-65
1/2/96	South Orange, N.J.	W (ot)	88-79
3/4/96	Storrs, Conn. *	W	69-58
1/2/97	South Orange, N.J.	W	87-47
2/22/97	Notre Dame, Ind.	W	75-61
1/31/98	Notre Dame, Ind.	W	91-35
1/20/99	South Orange, N.J.	W	87-47
2/6/99	Notre Dame, Ind.	W	77-49
1/11/00	Notre Dame, Ind.	W	80-52
1/21/01	South Orange, N.J.	W	72-47
1/9/02	Notre Dame, Ind.	W	79-45
2/2/02	South Orange, N.J.	W	65-60
3/1/03	Notre Dame, Ind.	W	62-60
2/8/04	South Orange, N.J.	L	45-51
1/2/05	Notre Dame, Ind.	W	54-33
3/1/05	South Orange, N.J.	W	41-35
1/7/06	Notre Dame, Ind.	L	61-74
1/2/07	South Orange, N.J.	W	64-61
3/1/08	Notre Dame, Ind.	W	70-55
1/3/09	South Orange, N.J.	W	66-60
2/27/10	South Orange, N.J.	W	72-47
2/8/11	Notre Dame, Ind.	W	89-38
1/4/12	South Orange, N.J.	W	74-36
2/9/13	South Orange, N.J.	W	69-49

* – BIG EAST Tournament

SOUTH CAROLINA

South Carolina leads 2-1

Home: 0-1, Away: 0-1, Neutral: 1-0

Date	Site		Score
1/31/81	Notre Dame, Ind.	L	48-124
2/20/82	Columbia, S.C.	L	54-76
11/27/09	St. Thomas, U.S.V.I. *	W	78-55

* – Paradise Jam

SOUTH DAKOTA

South Dakota leads 2-0

Home: 0-1, Away: 0-1, Neutral: 0-0

Date	Site		Score
1/14/80	Vermillion, S.D.	L	61-76
11/22/80	Notre Dame, Ind.	L	60-67

SOUTH DAKOTA STATE

Notre Dame leads 1-0

Home: 1-0, Away: 0-0, Neutral: 0-0

Date	Site		Score
1/2/14	Notre Dame, Ind.	W	94-51

SOUTHEAST MISSOURI

Notre Dame leads 1-0

Home: 1-0, Away: 0-0, Neutral: 0-0

Date	Site		Score
1/2/11	Notre Dame, Ind.	W	97-21

SOUTHERN CALIFORNIA (USC)

Notre Dame leads 8-2

Home: 4-0, Away: 3-1, Neutral: 1-1

Date	Site		Score
1/2/85	Fullerton, Calif.	L	53-69
12/27/99	Notre Dame, Ind.	W	74-59
12/28/00	Los Angeles, Calif.	W	70-61
12/9/01	Notre Dame, Ind.	W	62-49
11/29/02	Los Angeles, Calif.	W	69-57
12/22/03	Notre Dame, Ind.	W	73-62
11/26/04	Los Angeles, Calif.	W	60-56
11/27/05	Notre Dame, Ind.	W	73-62
11/24/06	Los Angeles, Calif.	L	58-69
11/25/11	Freeport, Bahamas *	W	80-58

* – Junkanoo Jam

SIU-EDWARDSVILLE

Notre Dame leads 1-0

Home: 0-0, Away: 0-0, Neutral: 1-0

Date	Site		Score
1/11/80	DeKalb, Ill. *	W	65-51

* – Huskie Invitational

SOUTHERN METHODIST (SMU)

Notre Dame leads 2-1

Home: 1-0, Away: 1-1, Neutral: 1-0

Date	Site		Score
1/17/82	Notre Dame, Ind.	W	76-60
1/15/84	Dallas, Texas	L	63-64
3/23/08	West Lafayette, Ind. *	W	75-62

* – NCAA Championship (First Round)

SOUTH FLORIDA (USF)

Notre Dame leads 10-2

Home: 4-1, Away: 4-1, Neutral: 2-0

Date	Site		Score
12/13/97	Notre Dame, Ind.	W	73-50
12/19/98	Tampa, Fla.	W	83-63
1/28/06	Notre Dame, Ind.	L (ot)	64-88
3/4/06	Hartford, Conn. *	W	73-66
1/13/07	Tampa, Fla.	L (ot)	78-87
2/27/08	Notre Dame, Ind.	W	92-49
2/17/09	Tampa, Fla.	W	86-79
1/12/10	Notre Dame, Ind.	W	81-64
2/5/11	Tampa, Fla.	W	76-68
2/25/12	Notre Dame, Ind.	W	80-68
1/8/13	Tampa, Fla.	W (ot)	75-71
3/10/13	Hartford, Conn. *	W	75-66

* – BIG EAST Tournament

SPRING ARBOR

Spring Arbor leads 1-0

Home: 0-0, Away: 0-0, Neutral: 0-1

Date	Site		Score
3/8/80	Upland, Ind. *	L	56-61

* – AIAW Midwest Regional

STANFORD

Stanford leads 2-0

Home: 0-1, Away: 0-1, Neutral: 0-0

Date	Site		Score
12/2/90	Stanford, Calif.	L	67-97
11/24/91	Notre Dame, Ind.	L	76-88

SYRACUSE

Notre Dame leads 27-2

Home: 14-0, Away: 12-1, Neutral: 1-1

Date	Site		Score
1/16/88	Notre Dame, Ind.	W	81-64
2/4/89	Syracuse, N.Y.	L	56-63
12/8/90	Notre Dame, Ind.	W	71-66
12/31/91	Syracuse, N.Y.	W	81-60
1/10/96	Notre Dame, Ind.	W	91-52
3/3/96	Storrs, Conn. ^	W	70-55
1/15/97	Syracuse, N.Y.	W	72-45
2/6/97	Notre Dame, Ind.	W	90-73
1/21/98	Syracuse, N.Y.	W	87-69
1/26/99	Syracuse, N.Y.	W	94-61
2/17/99	Notre Dame, Ind.	W	82-60
1/15/00	Notre Dame, Ind.	W	71-56
2/14/01	Syracuse, N.Y.	W	75-61
1/29/02	Notre Dame, Ind.	W	71-46
3/3/02	Piscataway, N.J. ^	L	79-94
3/4/03	Syracuse, N.Y.	W	62-54
1/21/04	Syracuse, N.Y.	W	64-35
3/2/04	Notre Dame, Ind.	W	54-33
1/5/05	Notre Dame, Ind.	W	75-58
1/19/05	Syracuse, N.Y.	W	74-61
1/31/06	Syracuse, N.Y. *	W	67-55
1/20/07	Notre Dame, Ind.	W	83-55
2/16/08	Syracuse, N.Y. *	W	79-67

INTRODUCTION

2014-15 SEASON PREVIEW

STUDENT-ATHLETES

COACHING STAFF

2014-15 OPPONENTS

2013-14 SEASON IN REVIEW

RECORDS

HISTORY

173

All-Time Series

2/24/09	Notre Dame, Ind.	W	90-79
1/30/10	Syracuse, N.Y. *	W	74-73
2/11/11	Notre Dame, Ind.	W	71-48
2/7/12	Syracuse, N.Y. *	W	74-55
2/26/13	Notre Dame, Ind.	W	79-68
2/9/14	Notre Dame, Ind.	W	101-64

^ – BIG EAST Tournament

* – Game played at Carrier Dome

TAYLOR

Notre Dame leads 2-0

Home: 2-0, Away: 0-0, Neutral: 0-0

Date	Site		Score
1/14/81	Notre Dame, Ind.	W	77-71
2/10/82	Notre Dame, Ind.	W	79-41

TEMPLE

Notre Dame leads 3-2

Home: 2-0, Away: 0-2, Neutral: 1-0

Date	Site		Score
12/29/89	Philadelphia, Pa.	L	61-70
12/28/91	Philadelphia, Pa.	L	69-80
12/21/93	Notre Dame, Ind.	W	83-51
12/14/02	Notre Dame, Ind.	W	84-61
3/21/11	Salt Lake City, Utah *	W	77-64

* – NCAA Championship (Second Round)

TENNESSEE

Tennessee leads 20-8

Home: 1-8, Away: 2-4, Neutral: 1-4

Date	Site		Score
11/25/83	Notre Dame, Ind. *	L	56-71
11/24/84	Knoxville, Tenn.	L	57-62
12/9/85	Notre Dame, Ind.	L	63-71
2/14/87	Knoxville, Tenn.	L	55-90
2/3/88	Notre Dame, Ind.	L	71-91
2/20/89	Knoxville, Tenn.	L	43-98
12/3/89	Notre Dame, Ind.	L	54-77
2/9/91	Knoxville, Tenn.	L	71-88
1/12/92	Notre Dame, Ind.	L	82-85
1/4/93	Knoxville, Tenn.	L	48-79
1/7/94	Notre Dame, Ind.	L	70-105
11/19/96	Ruston, La. !	L	59-72
3/28/97	Cincinnati, Ohio @	L	66-80
3/17/02	Knoxville, Tenn. #	L	50-89
12/28/02	Indianapolis, Ind.	L	61-77
11/30/03	Knoxville, Tenn.	L	58-83
12/31/05	Notre Dame, Ind.	L	51-62
12/30/06	Knoxville, Tenn.	L	54-78
1/5/08	Notre Dame, Ind.	L	63-87
3/30/08	Oklahoma City, Okla. \$	L	64-74
3/28/11	Dayton, Ohio %	W	73-59
1/23/12	Notre Dame, Ind.	W	72-44
1/28/13	Knoxville, Tenn.	W	77-67
1/20/14	Knoxville, Tenn.	W	86-70

* – Notre Dame Thanksgiving Classic

! – Preseason WNIT (Semifinal)

@ – NCAA Championship (National Semifinal)

– NCAA Championship (Second Round)

\$ – NCAA Championship (Regional Semifinal)

% – NCAA Championship (Regional Final)

TENNESSEE-MARTIN

Notre Dame leads 1-0

Home: 0-0, Away: 0-0, Neutral: 1-0

Date	Site		Score
3/24/13	Iowa City, Iowa *	W	97-64

* – NCAA Championship (First Round)

TEXAS

Series tied 1-1

Home: 0-0, Away: 1-1, Neutral: 0-0

Date	Site		Score
12/5/86	Austin, Texas *	L	53-84
3/17/97	Austin, Texas !	W	86-83

* – Texas Classic

! – NCAA Championship (Second Round)

TEXAS A&M

Texas A&M leads 2-1

Home: 0-0, Away: 0-0, Neutral: 1-2

Date	Site		Score
12/3/95	Kona, Hawaii *	L (ot)	84-88
4/5/11	Indianapolis, Ind. #	L	70-76
12/21/12	Las Vegas, Nev. &	W	83-74

* – Kona Women's Basketball Classic

– NCAA Championship (National Championship)

& – World Vision Classic

TEXAS CHRISTIAN (TCU)

Notre Dame leads 1-0

Home: 1-0, Away: 0-0, Neutral: 0-0

Date	Site		Score
12/13/90	Notre Dame, Ind.	W	78-67

TEXAS STATE

Notre Dame leads 1-0

Home: 0-0, Away: 0-0, Neutral: 1-0

Date	Site		Score
1/4/86	Coral Gables, Fla. *	W	68-43

* – Burger King Classic

NOTE: School formerly Southwest Texas State

TEXAS TECH

Texas Tech leads 2-1

Home: 0-0, Away: 1-1, Neutral: 0-1

Date	Site		Score
3/17/96	Lubbock, Texas *	L	67-82
3/15/98	Lubbock, Texas *	W	74-59
3/25/00	Memphis, Tenn. !	L	65-69

* – NCAA Championship (Second Round)

! – NCAA Championship (Regional Semifinal)

TOLEDO

Notre Dame leads 3-2

Home: 2-0, Away: 1-1, Neutral: 0-1

Date	Site		Score
12/19/88	Notre Dame, Ind.	W	77-70
3/23/89	Amarillo, Texas *	L	62-85
1/6/90	Toledo, Ohio	L	69-70
12/2/98	Notre Dame, Ind.	W	82-64
11/20/99	Toledo, Ohio	W	68-52

* – NWIT

UC IRVINE

Notre Dame leads 1-0

Home: 0-0, Away: 1-0, Neutral: 0-0

Date	Site		Score
12/2/94	Irvine, Calif. *	W	72-71

* – UC/Newport Beach Marriott Classic

UCLA

UCLA leads 9-6

Home: 4-3, Away: 2-5, Neutral: 0-1

Date	Site		Score
12/5/81	Notre Dame, Ind.	L	45-50
11/26/82	Chicago, Ill. *	L	54-82
1/30/83	Los Angeles, Calif.	L	53-84
12/3/83	Notre Dame, Ind.	W	70-61
12/30/84	Los Angeles, Calif.	L	51-78
12/21/85	Notre Dame, Ind.	L	67-73
1/5/87	Los Angeles, Calif.	L (ot)	65-67
12/22/89	Notre Dame, Ind.	W	61-60
11/30/90	Los Angeles, Calif.	L	75-89
3/18/92	Los Angeles, Calif. #	L	71-92
11/30/97	Los Angeles, Calif.	W (2ot)	93-91
11/14/98	Notre Dame, Ind.	W	99-82
11/18/10	Notre Dame, Ind.	L (2ot)	83-86
11/23/12	Los Angeles, Calif.	W	76-64
12/7/13	Notre Dame, Ind.	W	90-48

* – Orange Crush Classic

– NCAA Championship (First Round)

UC SANTA BARBARA

Notre Dame leads 2-0

Home: 0-0, Away: 1-0, Neutral: 1-0

Date	Site		Score
11/28/97	Santa Barbara, Calif.	W	86-75
3/19/05	Fresno, Calif. *	W	61-51

* – NCAA Championship (First Round)

UPPER IOWA

Notre Dame leads 1-0

Home: 0-0, Away: 0-0, Neutral: 1-0

Date	Site		Score
1/12/79	DeKalb, Ill. *	W	71-49

* – Northern Illinois Tournament

U.S. INTERNATIONAL

Notre Dame leads 1-0

Home: 0-0, Away: 0-0, Neutral: 1-0

Date	Site		Score
3/20/86	Amarillo, Texas *	W	86-61

* – NWIT

UTAH

Notre Dame leads 3-0

Home: 0-0, Away: 1-0, Neutral: 2-0

Date	Site		Score
3/24/01	Denver, Colo. *	W	69-54
12/18/05	Las Vegas, Nev. ^	W	68-55
3/19/11	Salt Lake City, Utah #	W	67-54

* – NCAA Championship (Regional Semifinal)

^ – Duel in the Desert (Championship)

– NCAA Championship (First Round)

UTAH STATE

Notre Dame leads 1-0

Home: 1-0, Away: 0-0, Neutral: 0-0

Date	Site		Score
12/8/12	Notre Dame, Ind.	W	109-70

VALPARAISO

Notre Dame leads 25-0

Home: 12-0, Away: 11-0, Neutral: 2-0

Date	Site		Score
12/3/77	Notre Dame, Ind.	W	48-41
12/1/78	Valparaiso, Ind.	W	57-43
12/9/78	Huntington, Ind. *	W	66-52
1/22/79	Notre Dame, Ind.	W	57-43
2/22/79	Reynolds, Ind. #	W	52-49
1/22/80	Valparaiso, Ind.	W	65-55
1/22/81	Notre Dame, Ind.	W	57-48
1/21/82	Valparaiso, Ind.	W	84-27
12/19/87	Notre Dame, Ind.	W	93-60
2/25/88	Valparaiso, Ind.	W	91-56
12/17/95	Notre Dame, Ind.	W	90-44
12/21/96	Valparaiso, Ind.	W	75-56
12/29/99	Notre Dame, Ind.	W	88-63
11/17/00	Valparaiso, Ind.	W	71-46
11/18/01	Notre Dame, Ind.	W	42-35
12/4/02	Valparaiso, Ind.	W	74-68
11/21/03	Notre Dame, Ind.	W	74-57
11/30/04	Valparaiso, Ind.	W	69-59
12/28/05	Notre Dame, Ind.	W	58-50
12/19/06	Valparaiso, Ind.	W	60-59
12/12/07	Notre Dame, Ind.	W	94-56
12/13/08	Valparaiso, Ind.	W	63-55
12/12/09	Notre Dame, Ind.	W	88-47
12/20/10	Valparaiso, Ind.	W	94-43
11/16/13	Notre Dame, Ind.	W	96-46

* – Huntington Tournament

– North District Tournament

VANDERBILT

Notre Dame leads 4-1

Home: 2-0, Away: 1-1, Neutral: 1-0

Date	Site		Score
1/8/89	Nashville, Tenn.	L	64-86



1/4/90	Notre Dame, Ind.	W	77-63
3/26/01	Denver, Colo. *	W	72-64
12/30/08	Nashville, Tenn.	W	59-57
12/31/09	Notre Dame, Ind.	W	74-69
* - NCAA Championship (Second Round)			

VERMONT

Notre Dame leads 1-0
Home: 1-0, Away: 0-0, Neutral: 0-0

Date	Site	Score
3/23/10	Notre Dame, Ind. *	W 84-66

* - NCAA Championship (Second Round)

VILLANOVA

Notre Dame leads 19-10
Home: 9-2, Away: 8-6, Neutral: 2-2

Date	Site	Score
1/6/81	Villanova, Pa.	L 57-70
1/3/83	Villanova, Pa.	W 72-68
2/11/84	Notre Dame, Ind.	W 85-79
12/29/87	Villanova, Pa. *	L 55-56
2/14/86	Notre Dame, Ind.	W 72-56
1/12/87	Villanova, Pa.	W 77-54
2/19/87	Notre Dame, Ind.	W 68-51
1/28/98	Villanova, Pa.	L 54-70
3/1/98	Piscataway, N.J. #	W 56-48
12/12/98	Notre Dame, Ind.	W 63-62
2/10/99	Villanova, Pa.	W 74-52
2/28/99	Piscataway, N.J. #	W 83-53
2/16/00	Villanova, Pa.	W 70-52
12/6/00	Notre Dame, Ind.	W 64-33
1/12/02	Villanova, Pa.	L 59-60
2/26/02	Notre Dame, Ind.	L 45-48
1/25/03	Villanova, Pa.	W 58-56
3/9/03	Piscataway, N.J. #	L 39-50
1/24/04	Notre Dame, Ind.	W 38-36
1/9/05	Villanova, Pa.	L 54-59
2/7/06	Notre Dame, Ind.	L (ot) 65-69
2/13/07	Villanova, Pa.	W 75-58
1/16/08	Notre Dame, Ind.	W 69-58
1/24/09	Villanova, Pa.	L 48-55
3/8/09	Hartford, Conn. #	L 47-58
1/9/10	Notre Dame, Ind.	W 81-46
1/29/11	Villanova, Pa.	W 58-43
1/21/12	Notre Dame, Ind.	W 76-43
2/5/13	Villanova, Pa.	W 58-52

* - Wildcat Tournament

- BIG EAST Tournament

VINCENNES

Vincennes leads 1-0
Home: 0-0, Away: 0-0, Neutral: 0-1

Date	Site	Score
3/4/78	Rensselaer, Ind. *	L 69-73

* - IAAIW Tournament

VIRGINIA

Virginia leads 2-1
Home: 0-0, Away: 1-1, Neutral: 0-1

Date	Site	Score
2/22/81	Chicago, Ill.	L 40-68
1/4/88	Charlottesville, Va.	L 59-79
1/12/14	Charlottesville, Va.	W 79-72

VIRGINIA TECH

Notre Dame leads 6-1
Home: 4-0, Away: 1-1, Neutral: 1-0

Date	Site	Score
1/3/01	Blacksburg, Va.	W 75-64
1/13/01	Notre Dame, Ind.	W 75-55
3/5/01	Storrs, Conn. *	W 67-49
1/26/02	Notre Dame, Ind.	W 64-57
2/9/03	Blacksburg, Va.	L 50-53
1/10/04	Notre Dame, Ind.	W 53-40
1/30/14	Notre Dame, Ind.	W 74-48

* - BIG EAST Tournament

WAKE FOREST

Notre Dame leads 2-0
Home: 1-0, Away: 1-0, Neutral: 0-0

Date	Site	Score
11/27/10	Notre Dame, Ind. *	W 92-69
2/20/14	Winston-Salem, N.C.	W 86-61

* - WBCA Classic

WASHINGTON

Notre Dame leads 2-1
Home: 1-0, Away: 0-1, Neutral: 1-0

Date	Site	Score
12/2/95	Kona, Hawaii *	W 80-67
12/7/03	Seattle, Wash.	L 74-85
12/11/04	Notre Dame, Ind.	W 72-58

* - Kona Women's Basketball Classic

WESTERN KENTUCKY

Notre Dame leads 1-0
Home: 1-0, Away: 0-0, Neutral: 0-0

Date	Site	Score
11/13/07	Notre Dame, Ind. *	W 75-59

* - Preseason WNIT (Second Round)

WESTERN MICHIGAN

Notre Dame leads 9-0
Home: 6-0, Away: 3-0, Neutral: 0-0

Date	Site	Score
12/8/82	Kalamazoo, Mich.	W 68-62
12/14/83	Notre Dame, Ind.	W 75-54
12/5/84	Notre Dame, Ind.	W 76-46
12/2/85	Kalamazoo, Mich.	W 94-65
2/3/87	Notre Dame, Ind.	W 65-58
12/18/00	Notre Dame, Ind.	W 84-54
12/12/01	Notre Dame, Ind.	W 71-48
12/2/05	Kalamazoo, Mich.	W 71-68
11/19/06	Notre Dame, Ind.	W 87-67

WEST VIRGINIA

Notre Dame leads 19-3
Home: 10-1, Away: 7-2, Neutral: 2-0

Date	Site	Score
2/26/96	Morgantown, W.Va.	W 73-55
1/9/97	Notre Dame, Ind.	W 103-58
2/25/97	Morgantown, W.Va.	W 80-67
1/14/98	Notre Dame, Ind.	W 86-78
1/7/99	Notre Dame, Ind.	W 111-90
2/20/99	Morgantown, W.Va.	W 89-54
1/5/00	Notre Dame, Ind.	W 75-54
1/24/01	Morgantown, W.Va.	W 87-64
2/19/02	Notre Dame, Ind.	W 72-63
1/8/03	Morgantown, W.Va.	W 66-59
2/1/03	Notre Dame, Ind.	W 69-64
1/17/04	Morgantown, W.Va.	L 51-64
2/26/05	Notre Dame, Ind.	W 82-57
3/6/05	Hartford, Conn. *	W 70-59
2/22/06	Morgantown, W.Va.	W 70-58
2/4/07	Notre Dame, Ind.	W 77-67
1/13/08	Morgantown, W.Va.	L 50-56
3/2/09	Notre Dame, Ind.	W 72-66
1/24/10	Notre Dame, Ind.	W 74-66
2/22/10	Morgantown, W.Va.	W 72-60
2/12/12	Notre Dame, Ind.	L 63-65
3/5/12	Hartford, Conn. *	W 73-45

* - BIG EAST Tournament

WISCONSIN

Notre Dame leads 5-2
Home: 1-1, Away: 3-1, Neutral: 1-0

Date	Site	Score
3/1/87	Madison, Wis.	W 80-70
12/4/93	Providence, R.I. *	W 77-55
12/9/96	Notre Dame, Ind.	L 69-81
12/8/97	Madison, Wis.	L 77-89
11/22/00	Madison, Wis. #	W 83-56

12/4/03	Notre Dame, Ind.	W 82-64
12/4/05	Madison, Wis.	W 77-72

* - Brown PowerBar Tournament

- Coaches vs. Cancer Challenge

WISCONSIN-GREEN BAY

Series tied 1-1
Home: 0-0, Away: 1-1, Neutral: 0-0

Date	Site	Score
12/4/87	Green Bay, Wis. *	L 65-69
1/25/95	Green Bay, Wis.	W 67-56

* - Phoenix Classic

WISCONSIN-LA CROSSE

Wisconsin-La Crosse leads 1-0
Home: 0-0, Away: 0-1, Neutral: 0-0

Date	Site	Score
3/15/80	La Crosse, Wis. *	L 57-80

* - AIAW National Tournament

WISCONSIN-MILWAUKEE

Notre Dame leads 1-0
Home: 1-0, Away: 0-0, Neutral: 0-0

Date	Site	Score
1/28/95	Notre Dame, Ind.	W 98-50

WRIGHT STATE

Notre Dame leads 2-0
Home: 1-0, Away: 1-0, Neutral: 0-0

Date	Site	Score
1/7/95	Dayton, Ohio	W 76-41
1/19/95	Notre Dame, Ind.	W 67-48

XAVIER

Notre Dame leads 20-3
Home: 8-2, Away: 10-1, Neutral: 2-0

Date	Site	Score
1/7/84	Cincinnati, Ohio	W 85-68
2/25/84	Notre Dame, Ind.	W 91-77
2/9/85	Notre Dame, Ind.	W 107-61
3/9/85	Cincinnati, Ohio	W 78-50
2/8/86	Notre Dame, Ind.	W 104-57
3/6/86	Cincinnati, Ohio	W 76-43
1/26/89	Notre Dame, Ind.	W 66-52
2/25/89	Cincinnati, Ohio	W 69-56
1/25/90	Cincinnati, Ohio	W 92-59
2/26/90	Notre Dame, Ind.	W 85-61
1/29/91	Notre Dame, Ind.	W 74-50
3/2/91	Cincinnati, Ohio	W 69-53
1/7/92	Notre Dame, Ind.	L 66-69
2/6/92	Cincinnati, Ohio	L 86-104
3/14/92	Cincinnati, Ohio *	W 59-54
1/9/93	Cincinnati, Ohio	W 64-56
2/11/93	Notre Dame, Ind.	L 68-70
1/27/94	Notre Dame, Ind.	W 72-58
2/26/94	Cincinnati, Ohio	W 72-67
3/8/94	Indianapolis, Ind. *	W 72-63
1/5/95	Cincinnati, Ohio	W 72-63
3/1/95	Notre Dame, Ind.	W 86-73
3/9/95	DeKalb, Ill. *	W 83-52

* - IMCC Tournament

YOUNGSTOWN STATE

Notre Dame leads 1-0
Home: 0-0, Away: 0-0, Neutral: 1-0

Date	Site	Score
12/30/88	Philadelphia, Pa. *	W 61-50

* - Saint Joseph's Invitational

INTRODUCTION

2014-15 SEASON PREVIEW

STUDENT-ATHLETES

COACHING STAFF

2014-15 OPPONENTS

2013-14 SEASON IN REVIEW

RECORDS

HISTORY

175



Series vs. Opponents

	Games	Won	Lost
Adrian	1	0	1
Akron	1	1	0
Alabama	4	1	3
Alabama A&M	1	1	0
Alaska-Anchorage	1	1	0
Alcorn State	1	1	0
Arizona	4	3	1
Arizona State	4	2	2
Arkansas-Pine Bluff	1	1	0
Arkansas State	1	1	0
Army	1	1	0
Auburn	1	1	0
Augustana	1	1	0
Ball State	3	1	2
Baylor	5	1	4
Boston College	19	14	5
Boston University	1	0	1
Bowling Green	4	4	0
Bradley	1	1	0
Brigham Young (BYU)	1	1	0
Brown	1	1	0
Butler	26	20	6
California	2	2	0
Canisius	1	1	0
Cedarville	1	1	0
Central Florida (UCF)	3	3	0
Central Michigan	5	4	1
Charlotte	2	2	0
Chicago	1	1	0
Chicago State	2	2	0
Cincinnati	9	9	0
Clark	1	1	0
Clemson	1	1	0
Cleveland State	6	6	0
Colorado	3	0	3
Colorado State	4	3	1
Concordia	1	1	0
Connecticut	42	11	31
Creighton	3	3	0
Davidson	1	1	0
Dayton	28	22	6
Delaware	1	0	1
DePaul	39	20	19
Detroit	24	22	2
Duke	10	9	1
Duquesne	3	3	0
East Carolina	2	2	0
Eastern Michigan	4	4	0
Evansville	20	19	1
Fairfield	1	1	0
Florida International	1	1	0
Florida State	2	2	0
Fordham	1	1	0
Franklin	1	0	1
Georgetown	29	26	3
George Washington	2	2	0
Georgia	3	1	2
Georgia Southern	1	1	0
Georgia Tech	2	2	0
Gonzaga	1	1	0
Goshen	6	6	0
Grace	2	2	0
Greenville	1	1	0
Hartford	1	1	0
Hawaii	1	0	1
Huntington	4	4	0
Idaho	1	0	1
Illinois	5	1	4
Illinois-Chicago	11	9	2
Illinois State	3	2	1
Indiana	10	6	4
Indiana State	1	1	0
Indiana Tech	1	1	0

	Games	Won	Lost
Iona	3	3	0
Iowa	2	2	0
Iowa State	1	1	0
IPFW	4	4	0
IUPUI	3	3	0
James Madison	2	0	2
Kansas	1	1	0
Kansas State	2	2	0
Kent State	1	1	0
Kentucky	2	1	1
La Salle	9	4	5
Liberty	3	3	0
Longwood	1	1	0
LSU	4	2	2
Louisiana Tech	3	1	2
Louisville	14	10	4
Loyola (Ill.)	24	21	3
Loyola (Md.)	2	2	0
Loyola Marymount	2	2	0
Manchester	1	1	0
Marion	4	2	2
Marquette	38	32	6
Maryland	8	4	4
Massachusetts	2	2	0
Memphis	1	1	0
Mercer	2	2	0
Miami (Fla.)	18	15	3
Miami (Ohio)	6	2	4
Michigan	17	10	7
Michigan State	15	7	8
Middle Tennessee	1	1	0
Minnesota	2	0	2
Missouri	1	1	0
Missouri State*	2	2	0
Montana	1	0	1
Morehead State	1	1	0
Mount St. Joseph	2	2	0
Mount St. Mary's	1	0	1
Nebraska	2	1	1
New Hampshire	1	1	0
New Mexico	1	1	0
North Carolina	4	3	1
North Carolina State	3	3	0
UNC Wilmington	1	1	0
Northeast Missouri	1	0	1
Northern Illinois	13	8	5
Northwestern	3	2	1
Northwestern State	1	0	1
Oakland	1	1	0
Ohio State	3	2	1
Ohio University	1	1	0
Oklahoma	5	3	2
Oklahoma State	1	1	0
Old Dominion	6	1	5
Pacific	1	1	0
Pacific Lutheran	1	1	0
Pennsylvania	3	3	0
Penn State	6	1	5
Pittsburgh	25	22	3
Prairie View A&M	1	1	0
Providence	22	22	0
Purdue	26	12	14
Purdue-Calumet	2	2	0
Rice	2	1	1
Richmond	3	3	0
Robert Morris	1	1	0
Rutgers	29	13	16
St. Ambrose	4	4	0
St. Bonaventure	1	1	0
St. Francis (Ill.)	3	2	1
St. Francis (Ind.)	1	1	0
Saint Francis (Pa.)	2	2	0
St. John's	25	22	3

	Games	Won	Lost
St. Joseph's (Ind.)	7	4	3
Saint Joseph's (Pa.)	2	1	1
Saint Louis	7	6	1
Saint Mary's (Calif.)	1	1	0
Saint Mary's (Ind.)	10	10	0
San Diego	1	1	0
San Diego State	2	1	1
San Francisco	2	2	0
Santa Clara	1	0	1
Seton Hall	25	21	4
South Carolina	3	1	2
South Dakota	2	0	2
South Dakota State	1	1	0
Southeast Missouri	1	1	0
Southern California (USC)	10	8	2
SIU-Edwardsville	1	1	0
Southern Methodist (SMU)	3	2	1
South Florida (USF)	12	10	2
Spring Arbor	1	0	1
Stanford	2	0	2
Syracuse	29	27	2
Taylor	2	2	0
Temple	5	3	2
Tennessee	24	4	20
Tennessee-Martin	1	1	0
Texas	2	1	1
Texas A&M	3	1	2
Texas Christian (TCU)	1	1	0
Texas State**	1	1	0
Texas Tech	3	1	2
Toledo	5	3	2
UC Irvine	1	1	0
UCLA	15	6	9
UC Santa Barbara	2	2	0
Upper Iowa	1	1	0
U.S. International	1	1	0
Utah	3	3	0
Utah State	1	1	0
Valparaiso	25	25	0
Vanderbilt	5	4	1
Vermont	1	1	0
Villanova	29	19	10
Vincennes	1	0	1
Virginia	3	1	2
Virginia Tech	7	6	1
Wake Forest	2	2	0
Washington	3	2	1
Western Kentucky	1	1	0
Western Michigan	9	9	0
West Virginia	22	19	3
Wisconsin	7	5	2
Wisconsin-Green Bay	2	1	1
Wisconsin-La Crosse	1	0	1
Wisconsin-Milwaukee	1	1	0
Wright State	2	2	0
Xavier	23	20	3
Youngstown State	1	1	0
Totals	1144	827	317

* - school formerly Southwest Missouri State

** - school formerly Southwest Texas State

boldface indicates 2014-15 opponent





Honors and Awards

Women's Basketball Hall of Fame

Muffet McGraw 2011

Indiana Basketball Hall of Fame

Muffet McGraw 2014

CoSIDA Academic All-America® Hall of Fame

Carol Lally (Shields) 2011

Ruth Riley 2012

CoSIDA Academic All-America® Team Member of the Year

Ruth Riley 2001

CoSIDA Academic All-America® Women's Basketball Team Member of the Year

Ruth Riley 2001

CoSIDA Academic All-America® Team

Megan Duffy 2006 (First Team)

Maggie Lally 1980, 1981 (Second Team)

Shari Matvey 1981 (Second Team)

Ruth Riley 2000, 2001 (First Team)

Mary Beth Schueth 1983 (Second Team)

Associated Press National Player of the Year

Ruth Riley 2001

Associated Press National Coach of the Year

Muffet McGraw 2001, 2013, 2014

Naismith Trophy (National Player of the Year)

Ruth Riley 2001

Naismith National Coach of the Year

Muffet McGraw 2001, 2013, 2014

USBWA National Coach of the Year

Muffet McGraw 2013, 2014



Skylar Diggins (left) is one of three players in NCAA history to earn the Nancy Lieberman Award as the nation's top point guard twice in her career.



Natalie Achonwa (center) and Kayla McBride (right) - pictured with classmate Ariel Braker (left) - earned Associated Press All-America honors in both 2013 and 2014.

WBCA National Coach of the Year (Pat Summitt Trophy)

Muffet McGraw 2001, 2013

WBCA Regional Coach of the Year

Muffet McGraw 1996, 2001, 2012, 2013, 2014

WBCA Carol Eckman Award

Muffet McGraw 2009

Sports Illustrated National Player of the Year

Ruth Riley 2001

Sports Illustrated National Coach of the Year

Muffet McGraw 2001, 2014

Nancy Lieberman Award (top point guard in nation)

Skylar Diggins 2012, 2013

Dawn Staley Award (top guard in nation)

Skylar Diggins 2013

Frances Pomeroy Naismith Award (top senior player 5-foot-8 and under)

Megan Duffy 2006

Niele Ivey 2001

Associated Press All-America Team

Natalie Achonwa 2014 (Third Team)

2013 (Honorable Mention)

Charel Allen 2008 (Honorable Mention)

Jacqueline Batteast 2005 (Third Team)

2004 (Honorable Mention)

Skylar Diggins 2012, 2013 (First Team)

2011 (Third Team)

2010 (Honorable Mention)

Megan Duffy 2005, 2006 (Honorable Mention)

Katryna Gaither 1996, 1997 (Honorable Mention)

Niele Ivey 2001 (Third Team)

Jewell Loyd 2014 (Second Team)

Kayla McBride 2014 (First Team)

2013 (Third Team)

Beth Morgan 1996, 1997 (Honorable Mention)

Alicia Ratay 2000, 2002 (Honorable Mention)

Ruth Riley 2000, 2001 (First Team)

1999 (Third Team)

Lindsay Schrader 2010 (Honorable Mention)

WBCA Coaches' All-America Team

Jacqueline Batteast 2005

Skylar Diggins 2011, 2012, 2013

Jewell Loyd 2014

Kayla McBride 2013, 2014

Ruth Riley 2001

WBCA Coaches' All-America Team Finalist (honorable mention All-America)

Natalie Achonwa 2013

Charel Allen 2007

Jacqueline Batteast 2002, 2004

Skylar Diggins 2010

Megan Duffy 2005, 2006

Katryna Gaither 1996, 1997

Beth Morgan 1996, 1997

Natalie Novosel 2011, 2012

Devereaux Peters 2011, 2012

Ruth Riley 1999, 2000

Karen Robinson 1991

Lindsay Schrader 2010

USBWA All-America Team

Skylar Diggins 2012, 2013

Jewell Loyd 2014

Kayla McBride 2014

Ruth Riley 2000, 2001

USBWA National Freshman of the Year

Jacqueline Batteast 2002

Jewell Loyd 2013

USBWA Women's Basketball Scholar-Athlete of the Year

Ruth Riley 2000

UPI All-America Team

Katryna Gaither 1996 (Honorable Mention)

Beth Morgan 1996 (Honorable Mention)

Wooden Award All-America Team

Skylar Diggins 2012, 2013

Kayla McBride 2014

Senior CLASS Award All-America Team

Natalie Novosel 2012 (Second Team)

Skylar Diggins 2013 (First Team)

INTRODUCTION

2014-15 SEASON PREVIEW

STUDENT-ATHLETES

COACHING STAFF

2014-15 OPPONENTS

2013-14 SEASON IN REVIEW

RECORDS

HISTORY

177

12 NCAA Sweet Sixteens | 16 All-Americans | 14 USA Basketball Gold Medalists





Honors and Awards



Jewell Loyd (pictured with ACC Commissioner John Swofford) was the first Notre Dame sophomore in 25 years to earn conference tournament MVP honors when she led the Irish to the 2014 ACC crown.

NCAA Women's Final Four Most Outstanding Player

Ruth Riley 2001

NCAA Women's Final Four All-Tournament Team

Skylar Diggins 2011, 2012
Niele Ivey 2001
Jewell Loyd 2014
Kayla McBride 2014
Devereaux Peters 2011
Ruth Riley 2001

NCAA Championship Regional MVP

Skylar Diggins 2011 (Dayton), 2012 (Raleigh),
2013 (Norfolk)
Katryna Gaither 1997 (East)
Jewell Loyd 2014 (Notre Dame)
Ruth Riley 2001 (Midwest)

NCAA Regional All-Tournament Team

Natalie Achonwa 2012 (Raleigh), 2013 (Norfolk),
2014 (Notre Dame)
Jacqueline Batteast 2004 (East)
Becca Bruszewski 2011 (Dayton)
Skylar Diggins 2011 (Dayton), 2012 (Raleigh),
2013 (Norfolk)
Katryna Gaither 1997 (East)
Melissa Lechlitner 2010 (Kansas City)
Jewell Loyd 2014 (Notre Dame)
Kayla McBride 2012 (Raleigh), 2013 (Norfolk),
2014 (Notre Dame)
Beth Morgan 1997 (East)
Natalie Novosel 2011 (Dayton), 2012 (Raleigh)
Alicia Ratay 2001 (Midwest)
Ruth Riley 2000 (Midwest), 2001 (Midwest)
Kelley Siemon 2001 (Midwest)

Postseason WNIT/WNIT All-Tournament Team

Katryna Gaither 1995
Mary Gavin 1986
Trena Keys 1986
Karen Robinson 1991

Preseason WNIT All-Tournament Team

Charel Allen 2007
Jacqueline Batteast (MVP) 2004
Skylar Diggins 2011
Megan Duffy 2004
Katryna Gaither 1996
Natalie Novosel 2011

ACC Player of the Year

Kayla McBride 2014 (coaches)

ACC Coach of the Year

Muffet McGraw 2014

ACC All-Conference Team

Natalie Achonwa 2014 (Second Team)
Jewell Loyd 2014 (First Team)
Kayla McBride 2014 (First Team)

ACC All-Defensive Team

Jewell Loyd 2014 (coaches)

ACC Tournament MVP

Jewell Loyd 2014

ACC All-Tournament Team

Natalie Achonwa 2014 (Second Team)
Jewell Loyd 2014 (First Team)
Kayla McBride 2014 (First Team)

ACC Player of the Week

Jewell Loyd 2014 (Feb. 24)
Kayla McBride 2014 (Feb. 3)

All-ACC Academic Team

Natalie Achonwa 2014

ACC Academic Honor Roll

Natalie Achonwa 2014
Hannah Huffman 2014
Jewell Loyd 2014
Kayla McBride 2014
Taya Reimer 2014

BIG EAST Player of the Year

Jacqueline Batteast 2005
Skylar Diggins 2012, 2013
Ruth Riley 2001

BIG EAST Coach of the Year

Muffet McGraw 2001, 2013

BIG EAST

Defensive Player of the Year

Devereaux Peters 2011, 2012
Ruth Riley 1999, 2000, 2001

BIG EAST Most Improved Player

Megan Duffy 2004
Natalie Novosel 2011
Kelley Siemon 2001

BIG EAST Rookie/ Freshman of the Year

Jacqueline Batteast 2002
Jewell Loyd 2013
Alicia Ratay 2000

BIG EAST Female

Scholar-Athlete of the Year

Ruth Riley 2001

BIG EAST Women's Basketball Scholar-Athlete of the Year

Megan Duffy 2006
Alicia Ratay 2003
Ruth Riley 2001

BIG EAST All-Conference Team

Natalie Achonwa 2013 (First Team)
Charel Allen 2007, 2008 (First Team)
Ashley Barlow 2009, 2010 (Second Team)
2008 (Honorable Mention)
Jacqueline Batteast 2004, 2005 (First Team)
2002, 2003 (Second Team)
Skylar Diggins 2011, 2012, 2013 (First Team)
2010 (Second Team)
Megan Duffy 2005, 2006 (First Team)
2004 (Honorable Mention)
Katryna Gaither 1996, 1997 (First Team)
Niele Ivey 2001 (First Team)
2000 (Second Team)
1999 (Third Team)
Jewell Loyd 2013 (Honorable Mention)
Kayla McBride 2013 (First Team)
Sheila McMillen 1999 (Second Team)
Beth Morgan 1996, 1997 (First Team)
Natalie Novosel 2011, 2012 (First Team)
Devereaux Peters 2011, 2012 (First Team)
Alicia Ratay 2003 (Honorable Mention)
2002 (First Team)
2001 (Third Team)
Ruth Riley 1999, 2000, 2001 (First Team)
Lindsay Schrader 2009, 2010 (First Team)
2008 (Honorable Mention)
Kelley Siemon 2001 (Honorable Mention)

BIG EAST All-Freshman Team

Natalie Achonwa 2011
Charel Allen 2005
Ashley Barlow 2007
Jacqueline Batteast 2002
Skylar Diggins 2010
Courtney LaVere 2003
Melissa Lechlitner 2007
Jewell Loyd 2013
Brittany Mallory 2008
Natalie Novosel 2009
Devereaux Peters 2008





Alicia Ratay	2000
Ruth Riley	1998
Erica Solomon	2009
Erica Williamson	2007

BIG EAST Tournament MVP

Kayla McBride	2013
---------------------	------

BIG EAST All-Tournament Team

Skylar Diggins	2010, 2011, 2013
Megan Duffy	2005
Katryna Gaither	1996, 1997
Jewell Loyd	2013
Kayla McBride	2012, 2013
Sheila McMillen	1999
Beth Morgan	1996, 1997
Natalie Novosel	2011
Devereaux Peters	2012
Ruth Riley	1999, 2001
Kelley Siemon	2001

BIG EAST Player of the Week

Charel Allen	2007 (Jan. 22, Feb. 12)
Jacqueline Batteast	2005 (Jan. 24, Feb. 14)
.....	2004 (Nov. 22, Dec. 29)
.....	2003 (Dec. 29)
Teresa Borton	2005 (Feb. 28)
Melissa D'Amico	2005 (Dec. 19)
Skylar Diggins	2013 (Feb. 18, March 5)
.....	2012 (Jan. 9, Feb. 28, Dec. 23)
.....	2011 (Feb. 14, Nov. 21)
Megan Duffy	2006 (Jan. 23, Feb. 27)
.....	2003 (Dec. 8)
Katryna Gaither	1997 (Jan. 13)
.....	1996 (Jan. 9 & 16, Nov. 25, Dec. 2)
Danielle Green	1998 (Nov. 23)
Niele Ivey	2000 (Jan. 17)
.....	1999 (Feb. 8, Nov. 27)
.....	1998 (Nov. 16, Dec. 15)
Kayla McBride	2013 (Jan. 7)
Sheila McMillen	1999 (Feb. 22)
Beth Morgan	1997 (Feb. 2)
.....	1995 (Dec. 4)
Natalie Novosel	2011 (Dec. 19)
Devereaux Peters	2012 (Jan. 23)
Alicia Ratay	2003 (Feb. 17)
.....	2002 (Feb. 18 & 25)
Ruth Riley	2001 (Jan. 1 & 22, Feb. 12)
.....	2000 (Feb. 21)
.....	1999 (Jan. 11, Feb. 1, Dec. 6)
.....	1998 (Dec. 28)
Kelley Siemon	2000 (Feb. 7)

**BIG EAST Rookie/
Freshman of the Week**

Natalie Achronwa	2010 (Dec. 13)
Charel Allen	2005 (Feb. 7)
Jacqueline Batteast	2002 (Jan. 7 & 28, Feb. 11)
.....	2001 (Dec. 3, 10 & 17)
Diana Braendly	1996 (Feb. 12)
Skylar Diggins	2010 (Jan. 11 & 25, Feb. 8)
.....	2009 (Nov. 23)
Katy Flecky	2002 (Feb. 25)
Ericka Haney	1999 (Feb. 22)
Sherisha Hills	1998 (Nov. 30)
Courtney LaVere	2003 (March 3)
Jewell Loyd	2013 (Jan. 14, Feb. 25)
.....	2012 (Nov. 26, Dec. 10)
Natalie Novosel	2009 (Jan. 12)
.....	2008 (Dec. 29)

Alicia Ratay	2000 (Jan. 10, Feb. 7, 14 & 21)
.....	1999 (Dec. 6 & 20)
Ruth Riley	1998 (Jan. 12, 19 & 26)
Lindsay Schrader	2005 (Nov. 21)
Kellie Watson	2008 (Dec. 1 & 8)
Markisha Wright	2012 (Jan. 2)

BIG EAST All-Academic Team

Charel Allen	2008
Jeannine Augustin	1996, 1997
Veronica Badway	2011
Ashley Barlow	2009, 2010
Jacqueline Batteast	2004, 2005
Diana Braendly	1996, 1998, 1999
Teresa Borton	2002, 2003, 2004, 2005
Alena Christiansen	2010
Skylar Diggins	2010, 2011, 2012, 2013
Megan Duffy	2003, 2004, 2005, 2006
Imani Dunbar	2000, 2001
Crystal Erwin	2006
Stacy Fields	1996
Katy Flecky	2002, 2004
Mary Forr	2011
Tulyah Gaines	2006, 2007
Breona Gray	2006
Danielle Green	1996, 1999
Hannah Huffman	2013
Whitney Holloway	2012, 2013
Monique Hernandez	2001, 2004
Kari Hutchinson	1998
Adrienne Jordan	1996, 1997
Jeneka Joyce	2001, 2002, 2004
Jill Krause	2002
Courtney LaVere	2005, 2006
Melissa Lechlitrner	2007, 2008, 2009, 2010
Brittany Mallory	2012
Sheila McMillen	1999
Fraderica Miller	2009, 2010, 2012
Beth Morgan	1996
Natalie Novosel	2012
Mollie Peirick	1998
Carey Poor	1996
Susie Powers	2004, 2005
Alicia Ratay	2000, 2001, 2002, 2003
Ruth Riley	1998, 1999, 2000, 2001
Lindsay Schrader	2006, 2009
Le'Tania Severe	2002, 2003, 2004
Karen Swanson	2000, 2001, 2002, 2003

Amanda Tsipis	2005, 2006, 2007, 2008
Kaila Turner	2013
Anne Weese	2004
Kelsey Wicks	2002
Erica Williamson	2007, 2009, 2010

**Midwestern Collegiate Conference
Player of the Year**

Karen Robinson	1990, 1991
----------------------	------------

**Midwestern Collegiate Conference
Coach of the Year**

Muffet McGraw	1991
---------------------	------

**Midwestern Collegiate Conference
Newcomer of the Year**

Beth Morgan	1994
-------------------	------

**Midwestern Collegiate Conference
Tournament MVP**

Krissi Davis	1989, 1991
Margaret Nowlin	1992
Karen Robinson	1990

**All-Midwestern Collegiate
Conference Team**

Letitia Bowen	1994 (First Team)
.....	1993 (Second Team)
Krissi Davis	1991 (First Team)
.....	1990 (Second Team)
Katryna Gaither	1995 (First Team)
Sara Liebscher	1989 (Second Team)
Beth Morgan	1994, 1995 (First Team)
Margaret Nowlin	1992 (First Team)
Karen Robinson	1989, 1990, 1991 (First Team)
Coquese Washington	1991, 1993 (Second Team)

**Midwestern Collegiate Conference
All-Newcomer Team**

Stacy Fields	1993
Comalita Haysbert	1989
Michelle Marciniak	1992
Beth Morgan	1994
Kristin Knapp	1991
Mollie Peirick	1995
Coquese Washington	1990



Jacqueline Batteast (pictured with BIG EAST associate commissioner Donna DeMarco) was one of three Notre Dame players to be chosen as BIG EAST Player of the Year, earning the award in 2005.

Honors & Awards

Midwestern Collegiate Conference All-Tournament Team


Letitia Bowen	1994
Krissi Davis	1989, 1991
Beth Morgan	1994
Margaret Nowlin	1990, 1992
Sherri Orlosky	1992
Karen Robinson	1989, 1990, 1991

Midwestern Collegiate Conference Player of the Week

Letitia Bowen	1993 (Jan. 10, March 6)
Krissi Davis	1991 (March 10)
	1990 (March 6)
Katryna Gaither	1995 (Jan. 16, Feb. 26)
Comalita Haysbert	1992 (Feb. 3)
Michelle Marciniak	1991 (Dec. 9)
Beth Morgan	1994 (Feb. 7)
	1993 (Dec. 26)
Margaret Nowlin	1992 (March 16)
	1990 (Feb. 18)
Sherri Orlosky	1991 (Dec. 23)
Karen Robinson	1991 (Feb. 18)
	1990 (Jan. 28)
	1988 (Dec. 5)

North Star Conference Player of the Year

Trena Keys	1985, 1986
------------	------------



While at Notre Dame, Karen Robinson was a two-time Midwestern Collegiate Conference (now Horizon League) Player of the Year, taking home that award in 1990 and 1991.

North Star Conference Coach of the Year

Mary DiStanislao	1985, 1986
Muffet McGraw	1988

All-North Star Conference Team

Sandy Botham	1986, 1987, 1988 (First Team)
	1985 (Second Team)
Heidi Bunek	1987, 1988 (Second Team)
Mary Gavin	1987 (First Team)
	1986, 1988 (Second Team)
Mary Beth Schueth	1985 (First Team)
	1984 (Second Team)

Byron V. Kanaley Award

Awarded to a Notre Dame senior student-athlete who is most exemplary as a student and leader.

Krissi Davis	1991
Skylar Diggins	2013
Megan Duffy	2006
Lisa Kuhns	1990
Carol Lally	1979
Maggie Lally	1981
Kara Leary	1994
Melissa Lechlitrner	2010
Ruth Riley	2001

Francis Patrick O'Connor Award

Awarded to a male and female student-athlete who display the total embodiment of the true spirit of Notre Dame as exemplified by their contributions and inspiration to their respective teams.

Megan Duffy	2006
Kayla McBride	2014
Sheila McMillen	1999
Coquese Washington	1993

Community Champion Award

Awarded to Notre Dame student-athletes to recognize their contributions to the University and the community at-large.

Erica Williamson	2010
------------------	------

Monogram Club Team MVP

Charel Allen	2007, 2008
Jacqueline Batteast	2002*, 2003, 2004, 2005
Becca Bruszewski	2011
Skylar Diggins	2013
Megan Duffy	2006
Melissa Lechlitrner	2009, 2010
Kayla McBride	2014
Natalie Novosel	2012*
Devereaux Peters	2012*
Alicia Ratay	2002*

* - co-recipients

Woody Miller Player of the Year

Named in honor of late South Bend Tribune women's basketball beat writer Forrest "Woody" Miller and selected annually through vote of media covering Notre Dame women's basketball.

Skylar Diggins	2011, 2012, 2013
Kayla McBride	2014
Lindsay Schrader	2010

Notre Dame Club of St. Joseph Valley Rockne Student-Athlete Award

Alena Christiansen	2010
Veronica Badway	2011
Megan Duffy	2005, 2006
Whitney Holloway	2013
Hannah Huffman	2014
Jeneka Joyce	2004
Melissa Lechlitrner	2009
Fraderica Miller	2012
Alicia Ratay	2003*
Karen Swanson	2002, 2003*
Amanda Tsipis	2007, 2008

* - co-recipients

Team Most Improved Player

Teresa Borton	2003
Ariel Braker	2013
Becca Bruszewski	2008, 2009
Megan Duffy	2004
Katy Flecky	2002
Tulyah Gaines	2006, 2007*
Breona Gray	2005
Michaela Mabrey	2014
Kayla McBride	2012
Natalie Novosel	2010, 2011
Erica Williamson	2007*

* - co-recipients

Team Defensive Player of the Year

Amanda Barksdale	2002
Ashley Barlow	2009, 2010*
Teresa Borton	2003*
Skylar Diggins	2010*
Tulyah Gaines	2008
Breona Gray	2005, 2006, 2007
Monique Hernandez	2004*
Jewell Loyd	2013, 2014
Brittany Mallory	2011, 2012
Le'Tania Severe	2003*, 2004*

* - co-recipients

Team Spirit Award

Alena Christiansen	2009, 2010
Mary Forr	2011
Whitney Holloway	2012, 2014
Karen Swanson	2003
Amanda Tsipis	2005, 2006, 2007, 2008
Kaila Turner	2013
Anne Weese	2004
Kelsey Wicks	2002
Erica Williamson	2010

* - co-recipients

NOTE: Team awards and honors (except Woody Miller Player of the Year) selected through vote of team members after season ... list of team awards and honors is incomplete prior to 2002.



National Team Players



Former Notre Dame All-America guards Skylar Diggins (left) and Kayla McBride (right) are among the next generation of USA Basketball Women's National Team players as part of the 2014-16 USA Women's National Team player pool. Both were finalists for the 2014 USA Basketball World Championship Team.

Through the years, the University of Notre Dame women's basketball program not only has achieved success during the college season, but also it has seen its players and coaches reach similar heights on the international stage while representing both the United States and Canada.

All told, the Fighting Irish have seen 17 players who have successfully competed in domestic and/or international competition (with either USA or Canada Basketball), with the players having won 26 medals (including 14 golds, led by **Ruth Riley's** gold medal as a member of the 2004 U.S. Olympic Team). In

fact, at least one Notre Dame player (either an alumnus, current player or incoming freshman) has played for a USA Basketball team at an international tournament in nine of the past 11 years (2004-14) and each time, she has come home with a gold medal.

Included on this list are five current Notre Dame players — guards **Lindsay Allen**, **Jewell Loyd** and **Michaela Mabrey**, and forwards **Taya Reimer** and **Brianna Turner** — who have combined to earn 13 medals (12 gold) during their careers, including four gold medals since they first signed their official national letters of intent to enroll at Notre Dame, and not counting any additional medals won during skills competitions related to 3x3 tournaments.

The Irish have four current staff members with international basketball experience in head coach **Muffet McGraw**, associate head coach **Carol Owens** (the 2008 USA Basketball Developmental Coach of the Year), associate coach **Beth (Morgan) Cunningham** (who played for four USA Basketball teams during the mid-1990s) and athletic trainer **Anne Marquez**. Together, this trio has led its USA teams to nine medals (seven gold) in nine domestic or international competitions.

Loyd and Turner were the latest Notre Dame players who added to their gold medal collection, with both reaching the top stand of the podium during the summer of 2014.

Loyd earned two gold medals in 3x3 play with the USA Basketball 3x3 National Team at the national championships in Colorado Springs, as well as the FIBA 3x3 World Championships in Moscow, Russia. Loyd was the second-leading scorer and most valuable player at the 24-team tournament, averaging a USA-best 7.3 points per game,

finishing one spot higher than Belgium's Ann Wauters, a 6-foot-5 center who was the No. 1 overall selection in the 2000 WNBA Draft.

Loyd was particularly strong in the medal round, scoring 10 points in the Americans' semifinal win over Belgium, and then single-handedly outscoring the host Russian side in the gold medal game, tallying nine points in a 15-8 Team USA victory.

Turner earned her fifth career USA Basketball gold medal (first since signing to attend Notre Dame) as a starter and captain with the 2014 USA U18 Americas Championship Team. Turner averaged 13.6 points and 5.4 rebounds per game with a .600 field-goal percentage to help the U.S. to the gold in Colorado Springs, Colo.

Notre Dame remains front and center with the USA Basketball Senior Women's National Team, led by **Skylar Diggins** ('13) and **Kayla McBride** ('14), who are members of the 2014-16 USA Basketball player pool and were among 16 finalists for the 2014 USA World Championship Team.

Both players are under consideration for USA Basketball teams that will compete in international events during the next two years, including the 2016 Rio de Janeiro Olympics. They are the first Irish players to suit up with the USA Senior Women's National Team since Riley's 2004 Olympic appearance, and McBride, who joined the player pool prior to her senior season, became the first active Notre Dame player to train with the USA Senior Women's National Team.

During the summer of 2012, **Natalie Achonwa** ('14) became the second Notre Dame player (and first active cager) to compete in the Olympics, suiting up for her native Canada at the 2012 London Games.



The 2012 USA Basketball U18 Americas Championship Team had a distinct Notre Dame flavor, as guard Michaela Mabrey (left) and athletic trainer Anne Marquez (right) helped the United States earn the gold medal (weeks before the start of Mabrey's freshman year at Notre Dame).

INTRODUCTION

2014-15 SEASON PREVIEW

STUDENT-ATHLETES

COACHING STAFF

2014-15 OPPONENTS

2013-14 SEASON IN REVIEW

RECORDS

HISTORY

181





National Team Players



Former Notre Dame All-America center Ruth Riley (center) and her United States Olympic teammates Lisa Leslie (left) and Sheryl Swoopes (right) listen to the National Anthem after winning the gold medal at the 2004 Athens Games.

As the second-youngest player in London, Achonwa helped lead Canada to the quarterfinals, its best Olympic finish in 28 years, in that nation's first Olympic appearance since 2000. She returned to the international stage a year later, earning a silver with Team Canada at the 2013 FIBA Americas Championship in Mexico, and she remains a vital contributor to Canada's international basketball success.

Meanwhile, **Mabrey** laid the foundation for her college career by leading the USA U18 National Team to the gold medal at the 2012 FIBA Americas U18 Championship in Puerto Rico. Mabrey was joined on that team by **Marquez**, giving the Fighting Irish another tie to international championship gold.

The future of Notre Dame women's basketball was on display for USA Basketball at the 2012 U17 World Championship in Amsterdam, Netherlands, as **Allen**, **Reimer** and **Turner** all combined to lead the Americans to a 9-0 record and the gold medal.

As it turns out, Notre Dame is no stranger to international success on the U17 level, as **Loyd** helped USA Basketball to the title at the inaugural FIBA U17 World Championship in 2010 in Toulouse, France.

Diggins wrapped up the summer of 2012 in historic fashion, earning her fifth USA Basketball gold medal (and fourth in international competition, all since 2008), pacing the United States to the gold at the inaugural 3x3 World Championships in Athens, Greece.

A year earlier, Diggins teamed with fel-

low Notre Dame All-Americans **Natalie Novosel** and **Devereaux Peters** to become the first Fighting Irish trio to win gold medals for the same USA Basketball team in the same tournament, helping the U.S. to a 6-0 record and the 2011 World University Games title in Shenzhen, China.

Diggins averaged 12.3 ppg., while also leading all tournament players in assists (4.8 apg.) and ranking among the top 10 at the event in steals (third with team-high 3.3 spg.) and field-goal percentage (10th at .475). In fact, Diggins narrowly missed breaking two longstanding USA Basketball World University Games records, with her 20 steals ranking third all-time behind the 21 thefts collected in 1987 by Alisa Scott and Women's Basketball Hall of Famer/1988 Wade Trophy recipient Teresa Weatherspoon. Diggins' 29 assists also are third-most by a USA Basketball player at the World University Games, one off the record shared by Kamie Ethridge (1985) and Suzie McConnell (1987).

Peters also had an impressive showing at the World University Games as the leading American scorer off the bench (and fourth overall) with 10.0 points per game. She also was fourth on the team in rebounding (5.3 rpg.), and ranked among the top 10 in the entire tournament in field-goal percentage (fifth at .560, second-best on team) and blocked shots (ninth with team-high 1.0 bpg.).

Novosel was one of the "glue" players for the United States, starting all six games in her international debut and doing a bit of everything, winding up with 4.5 points, 3.3

rebounds and 1.6 steals per game, the latter total ranking fourth on the team.

Led by the Notre Dame trio, the United States set new USA Basketball World University Games records for scoring margin (+45.0 points per game) and average rebounds per game (56.5 rpg.). The Americans also posted their second-best scoring average ever at the World University Games, and best in 20 years (97.8 points per game; the record is 105.0 ppg. by the 1991 squad that included Hall of Famers Lisa Leslie, Dawn Staley and Ruthie Bolton), as well as their second-best defensive scoring average at the tournament, and best in 38 years (52.8 ppg.; the record is 48.0 ppg. set by the inaugural 1973 team).

Like Mabrey, **McBride** earned a place on the United States U18 National Team back in 2010, a squad that took home the gold medal at the FIBA U18 Americas Championship in Colorado Springs, Colo.

Owens made her mark as both an assistant coach and head coach in the USA Basketball program from 2006-09, helping the United States win four gold medals in as many international tournaments under her tutelage. The Chicago native coached twice at the FIBA U18 Americas Championship, striking gold as an assistant in 2006 and a head coach in 2008, and twice at the FIBA U19 World Championships, winning titles as an assistant in 2007 and head coach in 2009.



Natalie Achonwa is a rising star for her native Canada, having earned three medals (two silver, one bronze) on the international stage. At age 19, she was the second-youngest player at the 2012 London Olympics, averaging 7.2 ppg. and 3.8 rpg. as Canada made the quarterfinals for the first time since 1984.





During her four successful head-coaching runs with USA Basketball, Owens also had the opportunity to work with Diggins, adding an even greater Golden Dome glitter to the Americans' championship medals.

Other representatives of the Notre Dame women's basketball program to compete on the world stage include: **Melissa Lechlitner** ('10), who struck gold with the 2007 Women's U19 World Championship Team (making Lechlitner the first South Bend-area female to earn a gold medal in international basketball competition and paving the way for Diggins' gold rush), **Megan Duffy** ('06), who claimed a gold medal as a co-captain and starter for the 2005 USA World University Games Team, and **Riley** ('01), who made prior USA Basketball appearances in 1998 and 1999 before her historic Olympic gold medal in 2004, which made her one of just nine women's basketball players in history to win an NCAA title, a WNBA championship and an Olympic gold medal. Two other former Fighting Irish All-Americans — **Katryna Gaither** ('97) (two teams, two medals) and **Cunningham** ('97) (four teams, three medals) — also have suited up for Team USA since 1996.

In earlier years, Notre Dame also had several players compete at the U.S. Olympic Festival during its existence from 1978-95 — **Trena Keys** (1982-83 for North Team), **Heidi Bunek** (1985-86 for North Team), **Karen Robinson** (1987 and 1989 for East Team) and **Kristin Knapp** (1991 for West Team).



For the first time in school history, Notre Dame had three players earn gold medals while playing for the same USA Basketball team, as Devereaux Peters (left), Skylar Diggins (center) and Natalie Novosel (right) led the United States to a 6-0 record and the 2011 World University Games championship in Shenzhen, China.

Both Bunek and Robinson earned silver and bronze medals in their two appearances, while Knapp took home a bronze in her only visit.

McGraw herself served as an assistant coach with the South Team at the 1993 U.S. Olympic Festival, helping that squad post a perfect 4-0 record and claim the gold medal.

Notre Dame players also have been regular participants at USA Basketball national team trials in recent seasons, with at least one Fighting Irish player competing to wear

the Stars and Stripes nearly every summer since 1996. In addition, the Fighting Irish women's basketball program has been well-represented on USA Basketball committees in the last few years, with **McGraw** spending time as part of the USA Basketball Women's Collegiate Committee (now evolved into the Junior National Team Committee), while Notre Dame graduates **Morgan** ('97) and **Coquese Washington** ('92, JD '97) both also served on the USA Basketball Junior National Team Committee.

Fighting Irish on National Teams

NATALIE ACHONWA ('14)

2009 - Canada Americas Championship Team***
2010 - Canada World Championship Team
2012 - Canada Olympic Team
2013 - Canada Americas Championship Team**
2014-16 - Canada Senior National Team Player Pool

HEIDI BUNEK ('89)

1985 - USA Olympic Festival North Team***
1986 - USA Olympic Festival North Team**

SKYLAR DIGGINS ('13)

2009 - USA U19 World Championship Team*
2011 - USA World University Games Team*
2012 - USA 3x3 World Championship Team*
2014-16 - USA Senior National Team Player Pool

MEGAN DUFFY ('06)

2005 - USA World University Games Team*

KATRYNA GAITHER ('97)

1997 - USA World Championship Qualifying Team**
1999 - USA Pan American Games Team***

TRENA KEYS ('86)

1982 - USA Olympic Festival North Team
1983 - USA Olympic Festival North Team

KRISTIN KNAPP ('94)

1991 - USA Olympic Festival West Team***

MELISSA LECHLITNER ('10)

2007 - USA U19 World Championship Team*

JEWELL LOYD ('16)

2014 - USA 3x3 National Team*
2014 - USA 3x3 World Championship Team*

MICHAELA MABREY ('16)

2012 - USA U18 Americas Championship Team*

ANNE MARQUEZ (athletic trainer)

2012 - USA U18 Americas Championship Team*+

KAYLA MCBRIDE ('14)

2010 - USA U18 Americas Championship Team*
2014-16 - USA Senior National Team Player Pool

MUFFET MCGRAW (head coach)

1993 - USA Olympic Festival South Team**

BETH MORGAN (CUNNINGHAM) ('97)

1996 - USA Basketball Select Team
1997 - USA World Championship Qualifying Team**
1997 - USA World University Games Team*
1999 - USA Pan American Games Team***

NATALIE NOVOSEL ('12)

2011 - USA World University Games Team*

CAROL OWENS (associate head coach)

2006 - USA U18 Americas Championship Team**
2007 - USA U19 World Championship Team**
2008 - USA U18 Americas Championship Team*#
2009 - USA U19 World Championship Team*#

DEVEREAUX PETERS ('11)

2011 - USA World University Games Team*

RUTH RILEY ('01)

1998 - USA Basketball Select Team
1999 - USA World University Games Team**
2004 - USA Olympic Team*

KAREN ROBINSON ('91)

1987 - USA Olympic Festival East Team***
1989 - USA Olympic Festival East Team**

BRIANNA TURNER ('18)

2014 - USA U18 Americas Championship Team*

* - won gold medal // ** - won silver medal //
*** - won bronze medal // - assistant coach //
- head coach // + - athletic trainer

NOTE: Participation (teams/medals) only listed for student-athlete once she signed National Letter of Intent (thus, prior teams/medals for Loyd, Reimer and Turner, as well as Lindsay Allen and Taya Reimer, not listed); staff noted from time they worked first game at Notre Dame.



Broadcast Roster



MUFFET MCGRAW

Head Coach
28th season
Saint Joseph's (Pa.) '77



CAROL OWENS

Associate Head Coach
15th season
Northern Illinois '90



BETH CUNNINGHAM

Associate Coach
3rd season
Notre Dame '97



NIELE IVEY

Assistant Coach/
Recruiting Coordinator
8th season
Notre Dame '00



GARRET GARCIA

Video Coordinator
1st season
Toledo '12



#3 WHITNEY HOLLOWAY (C)

Guard
5-4, Senior
Plainfield, Ill.
(Montini Catholic)



#11 BRIANNA TURNER

Forward
6-3, Freshman
Pearland, Texas
(Manvel)



#12 TAYA REIMER

Forward
6-3, Sophomore
Fishers, Ind.
(Hamilton Southeastern)



#14 MYCHAL JOHNSON

Guard
5-8, Freshman
Huntington, W.Va.
(Huntington St. Joseph)



#15 LINDSAY ALLEN

Guard
5-7, Sophomore
Mitchellville, Md.
(St. John's College)



#21 KRISTINA NELSON

Forward
6-3, Sophomore
Buford, Ga.
(Buford)



#22 MADISON CABLE

Guard
5-11, Senior
Mt. Lebanon, Pa.
(Mt. Lebanon)



#23 MICHAELA MABREY (C)

Guard
5-10, Junior
Belmar, N.J.
(Manasquan)



#24 HANNAH HUFFMAN

Guard
5-9, Junior
Diablo, Calif.
(Carondelet)



#32 JEWELL LOYD

Guard
5-10, Junior
Lincolnwood, Ill.
(Niles West)



#33 KATHRYN WESTBELD

Forward
6-2, Freshman
Kettering, Ohio
(Kettering Fairmont)



#34 MARKISHA WRIGHT (C)

Forward
6-2, Senior
Des Moines, Iowa
(Des Moines East)



#35 DIAMOND THOMPSON

Center
6-4, Sophomore
Wheaton, Ill.
(Wheaton Warrenville South)





NOTRE DAME

NIELE IVEY

IN THE



JACQUELINE BATTEAST
2006 WNBA CHAMPION

NATALIE ACHONWA

DEVEREAUX PETERS
2013 WNBA CHAMPION

BETH (MORGAN)
CUNNINGHAM

SKYLAR DIGGINS

NATALIE NOVOSEL

CHAREL ALLEN

COQUESE WASHINGTON
2000 WNBA CHAMPION

KAYLA MCBRIDE

MEGAN DUFFY

KATRYNA GAITHER

RUTH RILEY
2003, 2006 WNBA CHAMPION

The Notre Dame women's basketball program has become a fixture in the Women's National Basketball Association (WNBA), with no fewer than 15 former Fighting Irish players have heard their names called by the league debuted in 1997. What's more, four Notre Dame alums have helped their teams win a total of five WNBA titles, with **Ruth Riley** ('01) winning a pair of championships as a member of the Detroit Shock in 2003 and 2006 (winning Finals MVP honors in 2003). **Coquese Washington** ('91) was the first Fighting Irish alum to raise the WNBA trophy with the Houston Comets in 2000 before **Jacqueline Batteast** ('05) joined Riley for the second of her two titles in Detroit in '06. In October 2013, **Devereaux Peters** ('11) became the newest member of this sorority, helping the Minnesota Lynx win the WNBA Championship in three games over Riley's Atlanta Dream.

Here's a rundown of the former Notre Dame players who have been drafted and/or played for WNBA teams during the league's existence (* - indicates player active in league at end of 2014 season).

Player

* Natalie Achonwa ('14)
Charel Allen ('08)
Jacqueline Batteast ('05)
Beth (Morgan) Cunningham ('97)
* Skylar Diggins ('13)
Megan Duffy ('06)
Katryna Gaither ('97)

Ericka Haney ('02)
Niele Ivey ('00)
* Kayla McBride ('14)
Natalie Novosel ('12)
* Devereaux Peters ('11)
Ruth Riley ('01)

Kelley Siemon ('01)
Coquese Washington ('91)

Team(s)

Indiana Fever (*injured in 2014, has not yet played*)
Sacramento Monarchs
Minnesota Lynx, Detroit Shock (**2006 champion**)
Washington Mystics
Tulsa Shock
Minnesota Lynx, New York Liberty
Utah Starzz, Indiana Fever, Cleveland Rockers,
Los Angeles Sparks, Washington Mystics
Detroit Shock
Indiana Fever, Detroit Shock, Phoenix Mercury
San Antonio Stars
Washington Mystics
Minnesota Lynx (**2013 champion**)
Miami Sol, Detroit Shock (**2003 and 2006 champion**),
San Antonio Silver Stars, Chicago Sky, Atlanta Dream
Los Angeles Sparks (*drafted by '01 but did not play*)
New York Liberty, Houston Comets (**2000 champion**),
Indiana Fever