



NOTRE DAME

— WOMEN'S BASKETBALL —



2015-16 MEDIA GUIDE





Notre Dame has appeared in seven Final Fours including five straight from 2011 to 2015.



2001 National Champions

A TRADITION OF SUCCESS

.906

Win % (174-18)
since 2011

13

Sweet Sixteen
Appearances

29

20-Win
Seasons

11

25-Win
Seasons

18

Consensus
All-Americans

10

Conference Players
of the Year

7

30-Win
Seasons

7

Academic
All-Americans

2

National Players
of the Year

13

WNBA Draft Picks
in 15 Years



Table Of Contents

THIS IS NOTRE DAME

Table of Contents/Credits.....	1
University of Notre Dame.....	2
University Leadership.....	3-4
Media Information/Quick Facts.....	6
Covering The Irish.....	7
Irish On Television.....	8
Media Outlets.....	9
Purcell Pavilion at the Joyce Center.....	10-11
Irish Women's Basketball From A-Z.....	12-15

2015-16 SEASON PREVIEW

2015-16 Season Preview.....	16-19
Team Rosters/Team Photo/Roster	
Breakdowns/Pronunciation Guide.....	20

THE FIGHTING IRISH

Lindsay Allen.....	21-23
Madison Cable.....	24-26
Hannah Huffman.....	27-28
Mychal Johnson.....	29
Michaela Mabrey.....	30-32
Kristina Nelson.....	33
Taya Reimer.....	34-36
Diamond Thompson.....	37
Brianna Turner.....	38-40
Kathryn Westfeld.....	41-42
Marina Mabrey.....	43
Arike Ogunbowale.....	44
Ali Patberg.....	45

COACHING STAFF

Head Coach Muffet McGraw.....	46-48
Q&A with Muffet McGraw.....	49
Associate Head Coach Carol Owens.....	50-51
Associate Coach Beth Cunningham.....	52-53
Associate Coach Niele Ivey.....	54-55
Support Staff (Capps/Garcia).....	56
Support Staff (Bodensteiner/Cheek/Hall/Lewis).....	57
Support Staff	
(Marquez/Masters/Student Managers).....	58-60

2015-16 OPPONENTS

Boston College/Bucknell/Clemson/Connecticut/DePaul/ Denver.....	61
Duke/Florida State/Georgia Tech/Louisiana Tech/ Louisville/Miami.....	62
North Carolina/N.C. State/Ohio State/Oregon State/ Pittsburgh/St. Joseph's.....	63

South Dakota State/Syracuse/TCU/Tennessee; ACC/ NCAA sidebar.....	64
Toledo/UCLA/Valparaiso/Virginia/Virginia Tech/Wake Forest.....	65
The Atlantic Coast Conference.....	66
Fighting Irish Travel.....	67
Travel Plans.....	68
Opponent SID Directory.....	69

2014-15 SEASON IN REVIEW

2014-15 Season Notebook.....	70
2014-15 Season Notebook (cont.)/2014-15 Awards and Honors.....	71
2014-15 Results.....	72
2014-15 Statistics.....	73
2014-15 Superlatives.....	74
2014-15 Game-by-Game Statistics.....	75
2014-15 Points-Rebounds-Assists.....	76
2014-15 Miscellaneous Statistics.....	77
2014-15 Box Scores.....	78-90
Departed Monogram Winners - Whitney Holloway.....	90-92
Departed Monogram Winners - Jewell Loyd.....	93-96
Departed Monogram Winners - Markisha Wright.....	97-98

RECORDS

Team Single-Game Records.....	99-100
Individual Single-Game Records.....	101
Purcell Pavilion/Joyce Center Records.....	101-102
Team Single-Season Records.....	103-104
Team Single-Season Records (cont.)/Individual Single- Season Records.....	105-107
Individual Single-Season Records (cont.).....	108-109
Individual Records by Class.....	110-116
Career Records.....	117-118
Opponent Records.....	119
Scoring Leaders (Career 1,000-Pt Scorers/Single-Game 30-Pt Scorers).....	120
1,000-Point Scorers.....	121-131
Year-by-Year Leaders.....	132-133
Year-by-Year Statistics.....	134-135

HISTORY

All-Time Roster.....	136-137
All-Time Numerical Roster.....	138-139
All-Time Captains.....	139
Year-by-Year Results.....	140-150
All-Time Coaching Records.....	151
In The Rankings.....	152-156
NCAA Tournament History.....	157
2001 NCAA National Champions.....	158-159

CREDITS

The 2015-16 NOTRE DAME WOMEN'S BASKETBALL MEDIA GUIDE is a copyright production of Fighting Irish Media and the University of Notre Dame Athletics Communications Office, Joyce Center, Notre Dame, IN 46556, AC (574) 631-7516.

Editorial content by Chris Masters, athletics communications associate director.

Cover design and layout by Tim O'Connor of Fighting Irish Media.

Interior graphic design and layout by Cathy J. Scholz of C Graphics in Granger, Indiana.

Photos by: Mike Bennett/Lighthouse Imaging, Matt Cashore, Orin Day/DW Photos, John Dlugolecki, Getty Images/NBA Entertainment/WNBA, Kevin Haggengjos, Barbara Johnston, Kaitlyn Kiely, Bro. Charles McBride C.S.C., Bill Panzica/Sporting Shots, Joe Raymond, Marcus Snowden, Steve Treacy, USA Basketball and Canada Basketball.

Special thanks to all previous Notre Dame women's basketball SIDs, Amy Ufnowski from the Atlantic Coast Conference Communications & Public Relations Office, Ron Howard from the WNBA Communications Office, Caroline Williams and Jenny Maag from the USA Basketball Communications Office, Bailey Williams from the Canada Basketball Communications Office, and all opponent SIDs for their invaluable contributions to this publication.

Printing by Canon Solutions America.

© University of Notre Dame, Fighting Irish Media, 2015. All rights reserved.

ON THE COVER (from left to right): Seniors Hannah Huffman and Michaela Mabrey, and graduate student Madison Cable have helped lead Notre Dame to a 108-6 (.947) record, three NCAA Final Four appearances, two national championship games, three conference regular season titles, and three conference tournament titles, during their first three seasons under the Golden Dome.

Individual NCAA Tournament Records.....	160
Team NCAA Tournament Records.....	161
Opponent NCAA Tournament Records.....	162
All-Time Series Results.....	163-175
Series vs. Opponents.....	176
Honors and Awards.....	177-180
National Team Players.....	181-183
Broadcast Poster.....	184

IN MEMORIAM

The University of Notre Dame women's basketball family would like to recognize three individuals who passed away recently. C.S.C. and Chuck Webber to Fighting Irish basketball collectively spanned more than 10 decades.



John "Jack" Lloyd, who served as the longtime announcer for Fighting Irish athletics events through 2013, died at the age of 79 on Sept. 15, 2015. Lloyd served as the public address announcer for 36 years at the Fieldhouse and the Joyce Center — and he also handled announcing duties in the Notre Dame Stadium press box for nearly a half-century. A 1958 Notre Dame graduate, Lloyd received an honorary monogram from the Notre Dame Monogram Club in 1997.



Chuck Webber, who served as the clock operator at Notre Dame athletics events for more than 50 years, died on Oct. 18, 2015, at the age of 87. He began his association with the University in 1957 when he began officiating inter-hall football games, ran the non-student football program sales, and served as the timer for men's basketball and hockey contests. Webber became the clock operator for women's basketball in 1975 and for football in 1982. In 2007, he was inducted into the Notre Dame Monogram Club on his 80th birthday.



Brother Charles McBride served the Lord faithfully from 1959 until his passing on July 14, 2015, including multiple ministries at the University of Notre Dame. He started photographing Irish athletic events in 1975 and assumed the role as "province photographer" in 2004. Brother Charles' photos appeared on ESPN, CBS, NBC and Fox television networks, in numerous newspapers and *Sports Illustrated*.

THIS IS NOTRE DAME

2015-16 SEASON PREVIEW

THE FIGHTING IRISH

COACHES AND STAFF

OPPONENTS

2014-15 SEASON IN REVIEW

RECORDS

HISTORY





When Rev. Edward F. Sorin, C.S.C., arrived in the northern Indiana wilderness, he had only \$310, three log buildings badly in need of repair and a far-sighted vision of establishing a liberal arts school to meet the growing educational needs of the frontier. He dreamed of building a great university, and in 1842 he founded the University of Notre Dame du Lac.

Over the years, Notre Dame would evolve into a preeminent place for Catholic thought. While becoming one of the top undergraduate institutions in the country, Notre Dame also has been at the cutting edge of research, including such innovations as the transmission of wireless messages and the development of synthetic rubber. Today researchers are achieving breakthroughs in astrophysics, radiation chemistry, environmental sciences, psychology, tropical disease transmission, cancer treatment, robotics, peace/religious studies and nanoelectronics.

The University also has stressed residential life, with four-of-five students living on campus in 29 residence halls that serve as the focal point of social, spiritual and athletic activities. Notre Dame is one of a handful of universities with a truly national and international student body composed of young men and women who come from more than 90 nations and all 50 states. They attend Notre Dame not only to learn how to think, but to learn how to live, keeping faith with the vision of Father Sorin.

Notre Dame is one of the few universities to regularly rank in the top 25 in the U.S. News & World Report survey of America's best colleges and the Learfield Sports Directors' Cup standings of the best



overall athletics programs. The University is second only to KU Leuven of Belgium among all Catholic universities worldwide, according to the Times Higher Education survey, and the Mendoza College of Business at Notre Dame boasts the No. 1 undergraduate business program in the nation according to Bloomberg BusinessWeek.





Rev. John I. Jenkins, C.S.C. President

THIS IS NOTRE DAME

2015-16 SEASON PREVIEW

THE FIGHTING IRISH

COACHES AND STAFF

Rev. John I. Jenkins, C.S.C., is in his third five-year term as the 17th president of the University of Notre Dame. His vision is for Notre Dame to be the Catholic research university for our time – an institution that unifies, enlightens and heals by engaging in research and scholarship of the first rank while maintaining its distinctive Catholic character and long-time excellence in undergraduate education.

During his tenure, Notre Dame has made significant progress toward its research goal, including selection as the lead partner in the Midwest Institute for Nanoelectronics Discovery and the Center for Low Energy Systems Technology, the creation of the Innovation Park research facility and the construction of a world-class turbomachinery testing facility.

His commitment to undergraduate education has been marked by the Notre Dame Forums, yearlong initiatives that have

examined important issues such as religion and world conflict, global health, immigration, education and energy.

The University's Catholic identity has been strengthened during Father Jenkins' tenure in multiple ways, including the appointment of a coordinator for University life initiatives and the construction of multimillion-dollar facilities for the Institute for Church Life, including the Center for Social Concerns, and the Institute for Educational Initiatives, which includes the Alliance for Catholic Education.



Father Jenkins earned bachelor's and master's degrees in philosophy from Notre Dame in 1976 and 1978, respectively, and was ordained a priest of the Congregation of Holy Cross in 1983. He holds advanced degrees from Oxford and the Jesuit School of Theology. He is a professor of philosophy and the author of Knowledge and Faith in Thomas Aquinas. A native of Omaha, Nebraska, Father Jenkins was born Dec. 17, 1953.

President Leadership Council

Thomas G. Burish
Provost

John F. Affleck-Graves
Executive Vice President

David C. Bailey
Associate Vice President for Strategic Planning

Robert J. Bernhard
Vice President for Research

Paul J. Browne
Vice President for Public Affairs and Communications

Laura Carlson
Vice President and Associate Provost

Rev. Austin Collins, C.S.C.
Religious Superior of Holy Cross Priests and Brothers at Notre Dame

Marianne Corr
Vice President and General Counsel

J. Nicholas Entrikin
Vice President and Associate Provost for Internationalization

Ann M. Firth
Chief of Staff

Erin Hoffmann Harding
Vice President for Student Affairs

Ronald D. Kraemer
Vice President for Information Technology and Chief Information and Digital Officer

Rev. William M. Lies, C.S.C.
Vice President for Mission Engagement and Church Affairs

Scott C. Malpass
Vice President and Chief Investment Officer

Christine M. Maziar
Vice President and Senior Associate Provost

Robert K. McQuade
Vice President for Human Resources

Louis M. Nanni
Vice President for University Relations

Rev. Hugh R. Page, Jr.
Vice President and Associate Provost

Maura Ryan
Vice President and Associate Provost

John A. Sejdinaj
Vice President for Finance

Jack Swarbrick
Vice President and Director of Athletics



Thomas G. Burish
Provost



John Affleck-Graves
Executive Vice President



Richard C. Notebaert
Chairman, Notre Dame Board of Trustees



Patricia Bellia
NCAA Faculty Representative

OPPONENTS

2014-15 SEASON IN REVIEW

RECORDS

HISTORY



Jack Swarbrick

Vice President • Director of Athletics

John B. "Jack" Swarbrick Jr., a University of Notre Dame graduate now in his eighth year in 2015-16 as vice president and director of athletics at his alma mater, has attached his signature to a variety of new initiatives during his tenure:

- Launching of Fighting Irish Media—a major enterprise that delivers better information about and access to Notre Dame and its athletic programs via expanded production and distribution of programming.

- Developing a plan for expanding Notre Dame Stadium in order to make it a year-round asset for the University, while also improving the game-day experience for student-athletes and fans.

That initiative became reality with the 2014 announcement of the Campus Crossroads Project that will add new structures to three sides of

Notre Dame's home football facility—creating new homes for student activities and recreation, career services, digital media, as well as academic disciplines anthropology, psychology, music and sacred music.

- Building of student-athlete programs to develop leadership skills, increase community service and provide mentoring and career services resources.

- Meeting the performance needs of Notre Dame student-athletes through establishment of a sports performance division.

Over the past three years, Swarbrick played a major role in four significant announcements that positively impacted Notre Dame on the national collegiate scene:

- Membership for Notre Dame's athletic teams (other than football and hockey) in the Atlantic Coast Conference that began with the 2013-14 athletic seasons. In football, Notre Dame will play five games per year against ACC opponents and also have full access to the league's list of postseason bowl options. Notre Dame hockey now plays in Hockey East.

- An extension of the University's relationship with NBC Sports through the 2025 football season.

- The 2014 announcement of an unmatched 10-year relationship with Under Armour that provides performance footwear, apparel and equipment for Irish athletic programs. In addition to being a shareholder in Under Armour, Notre Dame collaborates with Under Armour in the areas of sport technology, product development and athlete performance.

- Creation by the Bowl Championship Series of the four-team College Football Playoff, which started with the 2014 season, with Notre Dame maintaining viable access into that system.

Swarbrick's first seven years combined featured a variety of on-and-off-the-field Notre Dame athletics successes:

- The best across-the-board athletic season in Notre Dame history in 2013-14, as Irish men's programs claimed the Capital One Cup and 22 of 26 sports overall advanced to postseason play, enabling Notre Dame to finish third in the National Association of Collegiate Directors of Athletics all-sports standings.

- Number-one rankings for Notre Dame (among Football Bowl Subdivision schools) in the eight most recent NCAA Graduation Success Rate (GSR) surveys—in 2014 at 99 for all-student-athletes. The Irish football program has ranked number one in those listings three of the last five years.

- An appearance in the Bowl Championship Series football title game following the 2012 season—an unprecedented year in which the Irish finished the regular season 12-0 to rank number one in the final BCS poll while also ranking number one in the GSR standings.

- NCAA championships in 2013 in men's soccer, 2011 in fencing (a men's and women's combined championship) and 2010 in women's soccer.

- NCAA runner-up team finishes in 2015, 2014, 2012 and 2011 in women's basketball, 2014 and 2010 in men's lacrosse, 2013 and 2009 in fencing and 2008 in women's soccer.

- NCAA semifinal appearances in women's basketball in 2013, men's lacrosse in 2015 and 2012, hockey in 2011, women's tennis in 2009 and 2010 and women's soccer in 2009, plus 2010, 2012 and 2015 third-place fencing finishes.

- NCAA Elite Eight appearance in men's basketball in 2015 (first such accomplishment since 1979)

- Individual NCAA championships in 2015 by Lee Kiefer (fencing-foil), Francesca Russo (fencing-women's sabre) and Molly Seidel (track and field-10,000 meters); 2014 by Gerek Meinhardt (fencing-foil), Lee Kiefer (fencing-foil) and Emma Reaney (women's swimming-200 yard breaststroke); 2013 by Courtney Hurley (fencing-epee) and Lee Kiefer (fencing-foil); 2012 by Randall Babb (track and field-distance medley relay), Chris Giesting (track and field-distance medley relay), Jeremy Rae (track and field-distance medley relay) and Johnathan Shawel (track and field-distance medley relay); 2011 by Ariel DeSmet (fencing-foil) and Courtney Hurley (fencing-epee); and 2010 by Gerek Meinhardt (fencing-foil).

- 236 All-America selections and 44 Academic All-America honorees over those seven combined years.

Born in Yonkers, New York, and raised in Yonkers and Bloomington, Indiana, Swarbrick is a 1976 magna cum laude graduate of Notre Dame, with a bachelor's degree in economics. Upon graduating from Stanford University Law School in 1980, he returned to Indiana to accept a position as an associate in the Indianapolis law firm Baker & Daniels, one of the largest in the state. He was made partner in 1987 and spent 28 years with the firm.

Swarbrick became Notre Dame's 12th athletics director on July 16, 2008.

He and his wife, Kimberly, are the parents of four children: Kate, a 2010 graduate of Saint Louis University; Connor, a 2011 graduate of Wake Forest University; Cal, a 2014 graduate of TCU; and Christopher, a 2015 graduate of Notre Dame.





UNDER ARMOUR.

YOU ARE
THE SUM
OF ALL YOUR
TRAINING.

RULE YOURSELF.

I WILL.

UA.COM



Notre Dame Quick Facts

Location	Notre Dame, Indiana
Founded	1842
Conference	Atlantic Coast
Enrollment	8,448 (undergraduate) / 12,179 (total)
Arena (Capacity)	Purcell Pavilion at the Joyce Center (9,149)
Colors	Gold and Blue
Nickname	Fighting Irish
School Fight Song	Notre Dame Victory March
President	Rev. John I. Jenkins, C.S.C.
Provost	Thomas G. Burish
Executive Vice President	John Affleck-Graves
NCAA Faculty Representative	Patricia Bellia

Athletics Department

phone: (574) 631-6107
 fax: (574) 631-8231
 112 Joyce Center, Notre Dame, IN 46556

University Vice President/Athletics Director	Jack Swarbrick (Notre Dame '76)
Senior Deputy AD/Sport Operations	Missy Conboy (Notre Dame '82)
Deputy AD/Business Development	Jim Fraleigh (Notre Dame '88)
Senior Associate AD/Policy Mgmt. (WBB)	Jill Bodensteiner (Notre Dame '91)
Senior Associate AD/Student-Athlete Services	Mike Hartry (Kansas '99)
Senior Associate AD/Athletics Communications	John Heisler (Missouri '77)
Senior Associate AD/Business Operations	Tom Nevala (Notre Dame '90)
Senior Associate AD/Administration	Jody Sadler (Notre Dame '92)
Senior Associate AD/Digital Media & Branding	Dan Skendzel (Notre Dame '91)
Associate AD/Facilities	Michael Danch (Notre Dame '67)
Associate AD/Athletics Operations	Beth Hunter (Providence '88)
Associate AD/Ticketing & Technology	Rob Kelly (Notre Dame '03)
Associate AD/Football Operations	Chad Klunder (Wartburg '95)
Associate AD/Compliance	Jennifer Vining-Smith (Manchester '00)
Assistant AD/Athletics Communications	Bernadette Cafarelli (Notre Dame '83)
Assistant AD/Event Management	Monica Cundiff (Illinois '92)
Assistant AD/Community Commitment	Maureen McNamara (Illinois '84)
Assistant AD/Marketing	Brian Pracht (Emporia State '94)
Assistant AD/Guest Relations	Juli Schreiber (Indiana-South Bend '89)
Assistant AD/Monogram Club	Brant Ust (Notre Dame '01)

Women's Basketball

phone: (574) 631-5420
 112 Joyce Center, Notre Dame, IN 46556

Head Coach

Muffet McGraw (Saint Joseph's (Pa.) '77)

Record at Notre Dame: 699-221 (.760) - entering 29th season

Overall Record: 787-262 (.750) - entering 34th season

Associate Head Coach	Carol Owens (Northern Illinois '90)
Associate Coach	Beth Cunningham (Notre Dame '97)
Associate Coach/Recruiting Coordinator	Niele Ivey (Notre Dame '00)
Director of Basketball Operations	Katie Capps (Western Kentucky '02)
Video Coordinator	Garret Garcia (Toledo '12)
Special Events Coordinator	Sharla Lewis
Athletics Trainer	Anne Marquez
Strength and Conditioning Coach	Craig Cheek
Academic Counselor	Amanda Hall
Equipment Manager	Kathy Speybroeck
Student Managers	Becca Moore, Lizzy Moulton, Allie Griffith, Katie Higgins, Maggie Rogers, Jasmine Smith, Annie Timmerman

Fighting Irish Media/Athletics Communications

Mailing Address	Athletic Communications Office C112 Joyce Center, Second Floor Notre Dame, IN 46556
Phone	(574) 631-7516
Fax	(574) 631-7941
Purcell Pavilion Press Row	(574) 631-5309
Web Site	www.UND.com
Senior Associate AD/Digital Media & Branding	Dan Skendzel (Notre Dame '91) e-mail: skendzel.1@nd.edu
Senior Associate AD/Athletics Communications	John Heisler (Missouri '77) e-mail: heisler.1@nd.edu
Assistant AD/Athletics Communications	Bernadette Cafarelli (Notre Dame '83) e-mail: cafarelli.1@nd.edu
Director of Football Media Relations	Michael Bertsch (Walsh '98) e-mail: bertsch.3@nd.edu
Associate Athletics Communications Director	Dan Colleran (Providence '06) e-mail: colleran.2@nd.edu
Associate Athletics Communications Director (WBB)	Chris Masters (Ohio Wesleyan '96) office phone: (574) 631-8032 personal phone: (574) 532-4166 e-mail: masters.5@nd.edu Twitter: @NDsidMasters
Assistant Athletics Communications Director	Ashley Albertson (Ohio State '13) e-mail: albertson.8@nd.edu
Assistant Athletics Communications Director	Russell Dorn (Furman '08) e-mail: dorn.7@nd.edu
Assistant Athletics Communications Director (WBB)	Leigh Torbin (UMass '98) e-mail: torbin.1@nd.edu
Athletics Communications Assistant	Tony Jones (St. Bonaventure '11) e-mail: jones.419@nd.edu
Athletics Communications Assistant	Joanne Norell (Purdue '11) e-mail: jnorell@nd.edu
Media Services Coordinator	Lizzie Mikes
Senior Staff Assistant	Carol Copley

Ticket Information

phone: (574) 631-7356
 Murnane Family Athletics Ticket Office
 Gate 9/Rosenthal Atrium, Purcell Pavilion
 Notre Dame, IN 46556

Season Ticket Prices (all platform/lower arena sideline sections sold out)

Individual	\$65-\$85*
Fan Pack (4-8 tickets)	\$55-\$75*
Faculty/Staff	\$55-\$75*

* - limited availability - only lower/upper arena both ends and upper arena sideline seats remain (as of Oct. 15)

Single-Game Ticket Prices (prices slightly higher for premium games)

Platform	\$15
Lower Sideline	\$12
Lower End/Upper Sideline	\$10 (\$7 for youth/seniors)
Upper End	\$7 (\$5 for youth/seniors)
Notre Dame/Saint Mary's/Holy Cross students	Free (with ID)

NOTE: Some tickets may be available on game day due to returns from visiting teams and other constituencies

Ticket Office/Parking Information

The Notre Dame Murnane Family Athletics Ticket Office is open 8:30 a.m.-5 p.m. (ET) weekdays. Major credit cards accepted. On game days, tickets are sold at the Gate 9 ticket windows of Purcell Pavilion. In addition, tickets are sold on-line 24 hours a day through the official Notre Dame athletics ticketing web site (UND.com/buytickets); service charges apply. Parking is free for all Fighting Irish women's basketball games in designated lots, with free shuttle service to arena provided from satellite lots (visit UND.com/tickets for more information on parking).



Fighting Irish Media and the Notre Dame Athletics Communications Office welcome interest in the Notre Dame women's basketball program and look forward to serving media members during the upcoming season. We will make every effort to ensure a professional and pleasant working environment. The following are some guidelines to help with your coverage of Notre Dame women's basketball:

Nickname: All Notre Dame athletics teams (male and female, including the women's basketball team) are to be referred to as the "Fighting Irish" or "Irish." In no case should any Notre Dame women's athletics team be referred to as "Lady Irish."

Arena: The official name of Notre Dame's home facility is Purcell Pavilion at the Joyce Center, and the full name should be used on first reference whenever possible. On all subsequent references to the basketball arena, please use Purcell Pavilion.

Media Credentials: Credentials are only issued to accredited members of the working media. Admission will be granted to media members holding a Notre Dame basketball credential only. Spouses, children and guests are not permitted in the press row area. Work space on press row is limited and passes will be issued on a first-come, first-served basis. Photographers are not allowed to shoot from in front of or behind team benches, the scorer's table or press row. Photographers wishing to use strobes must contact Chris Masters at least 72 hours prior to each game to obtain approval.

Requests for credentials should be sent to Chris Masters, Associate Athletics Communications Director (574-631-8032; masters.5@nd.edu) at least 24 hours prior to each game. Media passes will be left at the media will call table (inside Gate 8 at Purcell Pavilion) beginning 90 minutes prior to tipoff.

Web Sites: When space allows, media credentials will be issued for those individuals who are affiliated with web sites for national or regional television and news media organizations (including but not limited to: ESPN.com, CBSSports.com, SI.com and USAToday.com), for Atlantic Coast Conference member institutions, non-conference opponents and

the ACC. The University of Notre Dame reserves the right to refuse media credentials to any individual whose web site is not affiliated with an official news gathering organization.

Radio Broadcasts: The radio rights to Notre Dame basketball games are controlled by Fighting Irish Media. Visiting radio stations planning to originate from Purcell Pavilion must contact Chris Masters, associate athletics communications director, at least 72 hours prior to each game in order to obtain approval for the broadcast and proper credentials. One standard analog (POTS) line and one ISDN line are available for use by visiting radio stations, with priority given to the flagship broadcast outlet. Additional broadcast lines should be ordered well in advance through University telecommunications coordinator Carolyn Rush at (574) 631-2700.

Telephones: A battery of telephones is available in the Monogram Room work area. Members of the media should indicate their interest in the use of these phones upon submission of their credential requests to Chris Masters, associate athletics communications director, who will handle their coordination.

Internet Access: An expanded wireless Internet network has been created for use by media members at Purcell Pavilion. Please contact a member of the Notre Dame athletics communications staff for WiFi access information.

Live Stats: Notre Dame and StatBroadcast offer live in-game statistics available right from your laptop or mobile device. Visit UND.com/mediastats during each home game to follow along.

Other Media Services: Game notes, media guides and flip cards will be available prior to the start of each game. Box scores and play-by-play sheets will be distributed to the media at halftime and at the end of the game. Drinks and a light meal will be served approximately one hour before tipoff in the Monogram Room work area (located on the upper concourse level above the Gate 6 ramp across from the visitors' bench/to the right of press row).

Post-Game Press Conferences: Notre Dame head coach Muffet McGraw and players, along with the visiting head coach and players, will be available to the media following a brief cooling-off period. Press conferences will be held in the Hammes Auditorium, located adjacent to Gate 1 on the first floor of the arena. Media members should submit player requests for post-game interviews to Chris Masters by the fourth-period media timeout.

In-Season Interview Policy: All requests for Notre Dame player or coach interviews must be made through Chris Masters, associate athletics communications director, at (574) 631-8032 or masters.5@nd.edu. Please provide at least 24 hours notice for all interview requests and be aware that the student-athlete's academic obligations always take precedence. Interviews may also be done in person following practice. Since practice times vary, please contact Masters for an updated schedule. On game days, no interviews are granted prior to competition.

Travel Directions: The University of Notre Dame women's basketball team plays all of its home games inside Purcell Pavilion at the Joyce Center on the Notre Dame campus.

From the Indiana Toll Road (I-80/90), use exit 77 to South Bend. From the stoplight at the end of the exit ramp, turn right onto Indiana SR 933 and proceed south for three stoplights, passing the Notre Dame nine-hole golf course on your left. At the third stoplight (Angela Blvd.), turn left and proceed east one mile through two more stoplights. After the second stoplight (Eddy Street), take the second left turn onto Leahy Drive. Continue north into the parking lots located south of Purcell Pavilion.


Media Parking: The designated media parking area is located southeast of Purcell Pavilion across Leahy Drive (adjacent to baseball stadium) in the area known informally as "Gold Lot." Broadcast media may temporarily stop at Gate 6 (loading dock) of the arena to load/unload equipment, but then must park in the designated media lot. There are no specific media parking passes issued for Notre Dame basketball games.

All Irish Women's Basketball Games To Be Broadcast Live on Radio in South Bend

For the 20th consecutive year, all Notre Dame women's basketball games will be broadcast on commercial radio in South Bend. The 2015-16 season will be the seventh for the Fighting Irish on the LeSEA Broadcasting Network and South Bend stations Pulse FM (96.9/92.1), which reach a listening area of approximately 1.5 million people across northern Indiana and southwest Michigan. The official Notre Dame athletics multimedia platform, WatchND (watchnd.tv) also carries all Fighting Irish women's basketball radio broadcasts worldwide, as well as free high-quality live video streams for all home games not shown by commercial television (visit UND.com or watchnd.tv for updates on live stream dates).

Bob Nagle is in his 11th season as the "Voice of the Fighting Irish," with the veteran broadcaster having first manned the microphone from 1996-97 through 1998-99, then returning to that post in 2008-09. During his tenure, Nagle has described all the action from six of Notre Dame's NCAA seven Final Four appearances (1997 and the current run from 2011-15), as well as Sweet Sixteen runs in 1998 and 2010. He also was instrumental in covering the formative seasons of the legendary Fighting Irish senior class of 2001 that would cap its career with the program's first national championship.

A longtime sports broadcaster at WHME-TV 46 in South Bend, Nagle has been a well-known award-winning media personality in the South Bend community for the past three decades, and is in high demand as a banquet emcee and commercial spokesman. He also covers a myriad of high school sports for WHME-TV, including weekly live broadcasts of area prep football and basketball games, and he remains a fixture at Notre Dame baseball games as the public-address announcer at Frank Eck Stadium.



The University of Notre Dame women's basketball team will have a minimum of 21 games on television during the 2015-16 regular season as part of the full Atlantic Coast Conference television package and other arrangements. This year's Fighting Irish TV slate, which includes 18 national or regionally-televised contests and all 14 regular season home games, is once again the most comprehensive in the program's history and continues to maintain Notre Dame's place among the nation's elite in terms of television coverage.

It also will mark the 15th consecutive season the Fighting Irish will have at least seven games on broadcast television. Notre Dame has made 326 televised appearances in the past 15 seasons (2000-01 through 2014-15), and additional games this season could be selected to air on either a regional or local basis, with further announcements pending (the most likely candidates are the Nov. 21 game at South Dakota State and the Nov. 27-28 games at the Junkanoo Jam in Freeport, Bahamas).

The premier game on this year's Fighting Irish television docket is the 14th annual Jimmy V Women's Classic, which pits Notre Dame and Connecticut against one another for the second consecutive season, continuing the nation's top rivalry at 5:15 p.m. (ET) Dec. 7 live on ESPN from Gampel Pavilion in Storrs, Connecticut.

That game is part of Notre Dame's 14 regular-season games scheduled for the ESPN family of networks, including three appearances on that entity's famed "Big Monday" telecast. The Fighting Irish will play once at home and twice on the road on ESPN2's Big Monday in 2015-16 — Jan. 18 (7 p.m. ET vs. Tennessee), Feb. 1 (6 p.m. ET at Duke) and Feb. 22 (7 p.m. ET at Florida State). Notre Dame has been a mainstay on Big Monday in the past four years, having won all 11 times it has played on the noted ESPN package.

The Fighting Irish could make two additional appearances on ESPN or ESPN2 this season, with a final decision on the outlets and times for those games determined no later than 21 days prior to tipoff. On Jan. 10, Notre Dame plays host to North Carolina on either ESPN2 or ESPN3, and on Feb. 7 (Super Bowl Sunday), Notre Dame travels to Louisville for a game that will air on either ESPN or ESPN2.

The Fighting Irish remain a featured team on ESPN3 and WatchESPN app as well. Notre Dame will play at least eight games on ESPN3, including seven home games where the award-winning Fighting Irish Media production team will coordinate the broadcast.

The Fighting Irish also will play at least four regionally-televised games during the upcoming season on two different conference-affiliated networks.

Leading that collection is a trio of games on the ACC-Regional Sports Networks package, with Notre Dame playing at Pittsburgh (Jan. 3 at 3 p.m. ET and Georgia Tech (Jan. 28 at 7 p.m. ET), while playing host to Miami (Feb. 14 at 1 p.m. ET). The ACC-RSN package is coordinated by Raycom Sports and airs on various regional sports networks around the country (check local listings; also available through DirecTV or Dish Network). Clearances for this season are pending, with updated affiliate listings available through the official ACC web site (theacc.com).

The Fighting Irish also will have their Dec. 12 game at TCU (noon ET) televised live on Fox Sports Net as part of the Big 12 Conference package. Several FSN regional affiliates around the country are expected to air the game, with a final broadcast footprint to be determined the week leading into the game.

Outside of commercial television agreements, Notre Dame will show its remaining four home regular-season games live and free of charge on its official athletics multimedia platform, WatchND (watchnd.tv). This marks the 10th consecutive season Fighting Irish women's basketball games have been streamed live on the Internet, with Notre Dame's official athletics web site (UND.com) consistently ranked as one of the top CBSSports.com College Network web sites in the country since 1995.

Along with its regular-season TV slate, nearly every one of Notre Dame's post-season contests will be televised live nationally on the ESPN family of networks, with only the first three rounds of the ACC Championship (March 2-4) being televised on the ACC-Regional Sports Networks package. The semifinal (March 5) games will air on ESPNU, while the ACC title game on March 6 will be shown on ESPN at 1 p.m. (ET). Once again, this year's ACC Championship will be played at the Greensboro Coliseum in Greensboro, North Carolina.

ESPN and ESPN2 will show all 63 games from the 2016 NCAA Championship. The tournament field will be announced at 7 p.m. (ET) March 14, live on ESPN. The Championship gets underway March 18 on the campuses of the top 16 seeds, continues through regional play at four selected sites, and culminates with the national championship game April 5 in Indianapolis, Indiana, at Bankers Life Fieldhouse (home of the 2015 WNBA Eastern Conference champion Indiana Fever).

2015-16 Notre Dame Women's Basketball On Commercial TV (regular-season only)

Nov. 18	TOLEDO	ESPN3	7 p.m.
Nov. 23	at Valparaiso	ESPN3	8 p.m.
Dec. 2	OHIO STATE*	ESPN3	7 p.m.
Dec. 6	at Connecticut**	ESPN3	5:15 p.m.
Dec. 9	DePAUL	ESPN3	7 p.m.
Dec. 12	at TCU	Fox Sports Net	Noon
Jan. 3	at Pittsburgh	ACC-RSN***	3 p.m.
Jan. 10	NORTH CAROLINA	ESPN2/ESPN3****	1 p.m.
Jan. 18	TENNESSEE	ESPN2 - Big Monday	7 p.m.
Jan. 21	SYRACUSE	ESPN3	7 p.m.
Jan. 24	VIRGINIA TECH	ESPN3	1 p.m.
Jan. 28	at Georgia Tech	ACC-RSN***	7 p.m.
Feb. 1	at Duke	ESPN2 - Big Monday	6 p.m.
Feb. 4	N.C. STATE	ESPN3	7 p.m.
Feb. 7	at Louisville	ESPN/ESPN2****	2/4 p.m.
Feb. 14	MIAMI	ACC-RSN***	1 p.m.
Feb. 22	at Florida State	ESPN2 - Big Monday	7 p.m.
Feb. 25	CLEMSON	ESPN3	7 p.m.

All times Eastern // Home games listed in **BOLD CAPS**

Broadcast times and outlets are subject to change (check UND.com/ndvbb for latest information)

* - Big Ten/ACC Challenge (Purcell Pavilion at the Joyce Center - Notre Dame, Ind.)

** - Jimmy V Classic (Gampel Pavilion - Storrs, Conn.)

*** - ACC-Regional Sports Networks package (check local listings or theacc.com for availability)

**** - Final decision on coverage outlet and tipoff time to be made no later than 21 days prior to game

NOTE: All regular-season home games not listed will be streamed live and free of charge on official Notre Dame athletics multimedia platform, WatchND (watchnd.tv)



Media Outlets

Print Media

South Bend Tribune/ND Insider

225 West Colfax Avenue
South Bend, IN 46626
(574) 235-6161
Bill Bilinski (sports editor)
Ken Klimek (beat writer), Al Lesar (columnist)

Notre Dame Observer

(Student newspaper)
LaFortune Student Center
Notre Dame, IN 46556
(574) 631-7471
Greg Hadley (editor-in-chief)
Zach Klonsinski (sports editor)

Associated Press

(South Bend bureau)
225 West Colfax Avenue
South Bend, IN 46626
(574) 288-1649
Tom Coyne (correspondent)

Blue & Gold Illustrated

1605 North Home Street
Mishawaka, IN 46545
(574) 255-9800
Lou Somogyi (senior editor)

Chicago Tribune

435 North Michigan Avenue
Chicago, IL 60611
(312) 222-3423
Philip Hersh (contributing writer)

Chicago Sun-Times

401 North Wabash
Chicago, IL 60611
(312) 321-2663

Elkhart Truth

Communicana Building
P.O. Box 487
Elkhart, IN 46514
(574) 674-6337
Rachel Terlep (beat writer)

Fort Wayne Journal-Gazette

600 West Main Street
Fort Wayne, IN 46802
(260) 461-8223
Chris Goff (beat writer)

Fort Wayne News-Sentinel

600 West Main Street
Fort Wayne, IN 46802
(260) 461-8263
Tom Davis (beat writer),
Reggie Hayes (columnist)

Indianapolis Star

307 North Pennsylvania
Indianapolis, IN 46206
(317) 444-6644

Niles Daily Star

217 North Fourth Street
Niles, MI 49120
(269) 683-2100
Scott Novak (sports editor)

Post-Tribune, Northwest Indiana

1433 East 83rd Avenue
Merrillville, IN 46410-6307
(219) 648-3122

Times of Northwest Indiana

601 West 45th Avenue
Munster, IN 46321
(219) 933-3232

Daily Herald

155 East Algonquin Road
P.O. Box 280
Arlington Heights, IL 60006
(847) 427-4300

Notre Dame Scholastic

(Student magazine)
South Dining Hall
Notre Dame, IN 46556
(574) 631-7569

The Dome

(Student yearbook)
South Dining Hall
Notre Dame, IN 46556
(574) 631-7524

Television

WNDU-TV (NBC)

P.O. Box 1616
South Bend, IN 46634
(574) 284-3016
Jeff Jeffers (sports director)
Angelo DiCarlo (anchor)

WSBT-TV (CBS)

1301 E. Douglas Road
Mishawaka, IN 46545
(574) 233-3141
Pete Byrne (sports director)
Carl Deffenbaugh, Adam Derengowski
(anchors)

WSJV-TV (FOX)

58096 County Road 7
Elkhart, IN 46517
(574) 679-4545, (574) 293-9227
Dean Huppert (sports director)
Adam Shear (anchor)

WBND-TV (ABC)

53550 Generations Drive
South Bend, IN 46635
(574) 344-5557
Emily Evans (multimedia journalist)

WHME-TV (LeSEA)

61300 Ironwood Road
South Bend, IN 46614
(574) 291-8200
Chuck Freeby (sports director)
Bob Nagle (anchor)

Radio

Pulse FM (96.9/92.1)

(Originator - ND women's basketball)

61300 Ironwood Road
South Bend, IN 46614
(574) 291-8200
Bob Nagle (play-by-play)

WSBT-AM/FM (Newstalk 960/96.1 - CBS)

1301 E. Douglas Road
Mishawaka, IN 46545
(574) 233-3141, FAX (574) 288-6630
Darin Pritchett (sports director)

WVFI (wvfi.nd.edu)

(student radio - online only)
LaFortune Student Center
Notre Dame, IN 46556
(574) 631-6400
Chris Revord (station manager)

Internet Media

Fighting Irish Media/WatchND

C112 Joyce Center
Notre Dame, IN 46556
(574) 631-2454 (Skendzel)
(646) 498-8329 (Massad)
(574) 514-1768 (Bush)
Dan Skendzel (senior associate AD)
Jodain Massad (executive producer)
Nathan Bush (associate producer)

Irish Illustrated

(574) 288-0329, (574) 286-1652
Tim Prister, Pete Sampson, Tim O'Malley,
Jake Brown, Anna Hickey, (beat writers)

Irish Sports Daily

(574) 276-3234, (574) 520-2066
Mike Frank (editor)

Atlantic Coast Conference

ACC Communications/Public Relations

4512 Weybridge Lane
Greensboro, NC 27407
(336) 854-8787
Amy Ufnowski (associate director - WBB)

THIS IS NOTRE DAME

2015-16 SEASON PREVIEW

THE FIGHTING IRISH

COACHES AND STAFF

OPINIONS

2014-15 SEASON IN REVIEW

RECORDS

HISTORY





Irish at Purcell Pavilion

Year	W	L
1977-78	5	1
1978-79	5	0
1979-80	5	4
1980-81	6	7
1981-82	9	4
1982-83	11	2
1983-84	9	5
1984-85	11	1
1985-86	9	4
1986-87	7	6
1987-88	9	2
1988-89	10	1
1989-90	10	3
1990-91	11	2
1991-92	7	7
1992-93	8	5
1993-94	9	5
1994-95	9	2
1995-96	11	1
1996-97	11	1
1997-98	12	1
1998-99	12	1
1999-00	15	0
2000-01	15	0
2001-02	13	1
2002-03	9	4
2003-04	15	0
2004-05	14	2
2005-06	8	5
2006-07	14	2
2007-08	13	3
2008-09	11	3
2009-10	16	1
2010-11	15	2
2011-12	17	1
2012-13	13	1
2013-14	17	0
2014-15	18	1
TOTALS	419	91 (.822)

Overtime at Purcell Pavilion

• Record: 9-6

December 8, 1979

Michigan 66, Notre Dame 60

February 25, 1982

Nebraska 89, Notre Dame 88 (20T)

March 6, 1983

Notre Dame 68, Dayton 64

March 9, 1983

Notre Dame 63, Indiana 61

January 9, 1992

Notre Dame 76, Dayton 70 (20T)

December 30, 1992

Notre Dame 78, Georgetown 72

March 21, 2004

Notre Dame 69, Missouri State 65 (NCAA)

December 2, 2004

Michigan State 82, Notre Dame 73

January 10, 2006

Notre Dame 67, Marquette 65

January 28, 2006

South Florida 68, Notre Dame 64

February 7, 2006

Villanova 69, Notre Dame 65

November 13, 2006

Notre Dame 85, Bowling Green 81

November 18, 2010

UCLA 86, Notre Dame 83 (20T)

January 7, 2012

Notre Dame 74, Connecticut 67

March 4, 2013

Notre Dame 96, Connecticut 87 (30T)

On Sept. 13, 2008, a new era in Notre Dame basketball got underway, as groundbreaking ceremonies for the new Purcell Pavilion, including the Joyce Center arena addition and renovation, were held to kick off the first phase of the two-year project to upgrade the home for Notre Dame basketball and volleyball.

The first phase of the project involved construction of the three-story structure at the south end of the arena. That structure included the **Rosenthal Atrium, Notre Dame Murnane Family Ticket Office** (approximately 4,500 square feet) and a varsity shop to sell apparel and souvenirs (approximately 3,000 square feet), in addition to the club seating and hospitality area.

Replacement of the existing Purcell Pavilion/Joyce Center arena seating, including installation of chair-back seating throughout the arena, began following the University's Commencement Exercises in May 2009 with the arena re-opening for competition in October 2009, just in time for the start of the men's and women's basketball seasons and the end of the volleyball season. This phase of the project was completed in January 2010.

The University announced in October 2007 that the full \$34.3 million project had received a \$12.5 million leadership gift from Notre Dame alumnus and Trustee **Philip J. Purcell III**, the retired chairman and chief executive officer of Morgan Stanley.

In November 2007, another major gift of \$5 million from Notre Dame graduate **Vincent J. Naimoli** was announced.

A third lead gift was received from **Mike Leep Sr.**, a South Bend automobile dealership owner.

The arena is now known as **Purcell Pavilion at the Joyce Center** — and the club/hospitality area (and two outdoor patios) officially are named the **Naimoli Family Club Room**, but better known as Club Naimoli. The varsity shop also has been named the **Mike Leep Sr. Varsity Shop**.

The Rosenthal Atrium and the recently-christened **Austin Carr Concourse** (located on the lower inner ring of the arena) feature graphics and theming that highlight Notre Dame's competing athletic programs.

Changes to the interior of the Purcell Pavilion included:

- New, blue chair-back seating from top to bottom of the arena, including all-new upper-arena sections. All seating was replaced in the lower bowl (including platform seats), and the upper bowl was transformed and replaced with treads and risers and permanent arena seats. The exchange of the upper-level bleacher sections for chair-back seats changed the capacity from its old configuration of 11,418 to its current total of 9,149.
- The aforementioned Club Naimoli hospitality area (approximately 16,500 square feet) in the south end of the arena, with a separate, private entry and with premium club seating for nearly 800 fans. Included in this area are food service and restrooms.
- New fixed concession areas, increased numbers of women's restrooms and increased handicapped seating options.
- Enhanced graphics and theming that highlight Notre Dame's competing athletic programs were added along the interior of the upper concourse.

Notre Dame Women's Basketball Sellouts at Purcell Pavilion

Date	Opponent/Result	Atten.	Date	Opponent/Result	Atten.
1/15/01	#1 Connecticut/W, 92-76	11,418	2/25/12	South Florida/W, 80-68	9,149
2/24/01	Georgetown/W, 65-53	11,418	11/18/12	Massachusetts/W, 94-50	9,149
12/31/05	#1 Tennessee/L, 51-62	11,418	12/5/12	#3 Baylor/L, 61-73	9,149
1/5/08	#3 Tennessee/L, 63-87	11,418	12/29/12	#11 Purdue/W, 74-47	9,149
1/27/08	#1 Connecticut/L, 64-81	11,418	12/31/12	Saint Francis (Pa.)/W, 128-55	9,149
12/7/08	#17 Purdue/W, 62-51	11,418	1/13/13	Rutgers/W, 71-46	9,149
12/31/09	#18 Vanderbilt/W, 74-69	9,149	1/15/13	Georgetown/W, 79-64	9,149
1/24/10	#16 West Virginia/W, 74-66	9,149	1/20/13	St. John's/W, 74-50	9,149
2/6/10	Pittsburgh/W, 86-76	9,149	1/26/13	Providence/W, 89-44	9,149
2/14/10	DePaul/W, 90-66	9,149	2/2/13	Cincinnati/W, 64-42	9,149
2/23/10	Marquette/W, 82-67	9,149	2/26/13	#22 Syracuse/W, 79-68	9,149
3/1/10	#1 Connecticut/L, 51-76	9,149	3/4/13	#3 Connecticut/W, 96-87 (3ot)	9,149
12/5/10	Purdue/W, 72-51	9,149	2/9/14	Syracuse/W, 101-64	9,149
1/8/11	#2 Connecticut/L, 76-79	9,149	2/23/14	#7 Duke/W, 81-70	9,149
1/23/11	St. John's/W, 69-36	9,149	2/27/14	#14 North Carolina/W, 100-75	9,149
2/12/11	Rutgers/W, 71-49	9,149	3/29/14	#21 Oklahoma State/W, 89-72	8,774
2/26/11	Cincinnati/W, 66-48	9,149	3/31/14	#5 Baylor/W, 88-69	8,774
12/18/11	#8 Kentucky/W, 92-83	9,149	12/6/14	#3 Connecticut/L, 58-76	9,149
12/28/11	Longwood/W, 92-26	9,149	1/2/15	Florida State/W, 74-68	9,149
1/7/12	#2 Connecticut/W, 74-67 (ot)	9,149	1/11/15	Boston College/W, 104-58	9,149
1/21/12	Villanova/W, 76-43	9,149	1/19/15	#5 Tennessee/W, 88-77	9,149
1/23/12	#7 Tennessee/W, 72-44	9,149			
2/5/12	DePaul/W, 90-70	9,149			
2/12/12	West Virginia/L, 63-65	9,149			

NOTES: Capacity was 11,418 through 2008-09 (currently 9,149; modified to 8,774 for 2014 NCAA regional) ... rankings from AP poll at tipoff ... ND 37-8 all-time when playing before home sellout crowd, including wins in 28 of their last 31 games.

- A four-sided LCD center-hung scoreboard, with similar auxiliary message boards above all four court-level ramp entrances and both courtside tables, and state-of-the-art sound system to incorporate these new technological advances.

Both the men's and women's basketball teams previously moved into new locker rooms and team rooms within the Joyce Center prior to the 1999-2000 season. In 2005, both the men's and women's basketball programs moved into expanded offices located adjacent to Gates 1-2. The women's basketball office holds special significance, as part of the floor in its main reception area consists of the exact same court upon which Notre Dame won the 2001 NCAA championship at the Savvis Center (now the Scottrade Center) in St. Louis.

In its 48th year of service to the University, the double-domed Joyce Center complex also acts as a multipurpose sports venue, a theatre and concert hall, a convention center and an office building.

The building was renamed in 1987 to honor **Rev. Edmund P. Joyce, C.S.C.**, Notre Dame's executive vice president from 1952 until his retirement in 1987. Formerly known simply as the Athletic and Convocation Center (ACC), the complete structure is now referred to as the Joyce Center, with the arena itself called Purcell Pavilion.

Originally designed by Ellerbe Architects of St. Paul, Minn., the Joyce Center was conceived at the outset as a combination athletic-civic center, and \$1.8 million was contributed by persons in the Michiana area. The Center's distinctive domes, covered with a white vinyl roofing material stretched over steel ribbing, rise just east of Notre Dame's iconic football stadium. The Joyce Center

complex is both wider and longer than the famous stadium and covers 10 acres of ground.

The south arena's design makes it capable of doubling as a basketball/volleyball court and a 9,000-seat concert hall/auditorium. In recent seasons, the facility has been home to some of the largest women's basketball crowds in the country, including 45 sellout crowds (39 of those coming in the past six seasons alone).

In addition, Notre Dame has ranked among the top 16 in the nation in average attendance during each of the past 15 seasons, finishing a school-record fourth in 2009-10 (8,377 fans per game) and 2013-14 (8,694) and placing fifth in 2010-11 (8,553), 2011-12 (8,571), 2012-13 (program-record 8,979) and 2014-15 (8,554).

Such devoted fan support has helped the Fighting Irish built an intimidating homecourt advantage that's among the nation's best. Notre Dame compiled a 51-game home winning streak from 1998-2002, the longest in school history and (at the time) the 10th-longest in NCAA history. The Fighting Irish also have won 96 of 102 games at the historic arena since it was renovated prior to the 2009-10 season, and they have an all-time record of 419-91 (.822) at Purcell Pavilion, giving Notre Dame the eighth-best home winning percentage in NCAA Division I history (entering the 2015-16 season).

The Joyce Center north dome housed the Fighting Irish ice hockey program until the end of the 2010-11 season and it remains a multipurpose sports center, including the home of the Castellan Family Fencing Center and state-of-the-art Fighting Irish Media video production studios. Virtually every sport at Notre Dame — varsity,

club or intramural — can play or practice in either the fieldhouse, arena, auxiliary gymnasiums or several work areas provided throughout the spacious building.

In 1985, the Rolfs Aquatic Center opened on the east side of the Joyce Center. The \$4.5 million facility houses a 50-meter Olympic-size pool (25 yards in width) and spectator seating for 400.

In addition to these areas, the Joyce Center also contains the administrative and business side of the increasingly complex collegiate sports operation. Numerous offices are lodged inside, including those for coaches and athletic administrators, as well as media relations offices and facilities.

These offices and facilities are located in a central complex that joins the two arenas and in general houses the people and machinery common to both. The spacious Heritage Hall concourse (complete with trophy cases honoring all 26 Fighting Irish athletics programs) also is contained in this core area, as is the tastefully-appointed Monogram Room (with murals of all 30 Notre Dame national championship teams), surrounded by small meeting rooms. On the lower level of the concourse, there are faculty exercise rooms, public squash and handball courts and a central kitchen for catering and concessions.

Among those notables who have appeared at the Joyce Center are six U.S. presidents — **Gerald Ford**, **Jimmy Carter**, **Ronald Reagan** (twice), **George H.W. Bush**, **George W. Bush** (twice) and **Barack Obama** — as well as entertainment legends **Elvis Presley**, **Frank Sinatra**, **Bruce Springsteen**, **Billy Joel**, **Elton John** and **U2**.

THIS IS NOTRE DAME

2015-16 SEASON PREVIEW

THE FIGHTING IRISH

COACHES AND STAFF

OPPONENTS

2014-15 SEASON IN REVIEW

RECORDS

HISTORY



The 2015-16 season will be Notre Dame's seventh in the refurbished Purcell Pavilion at the Joyce Center. Throughout its history, the arena has been an intimidating place to play for visiting teams, with the Fighting Irish boasting a 419-91 (.822) record during their 38 seasons at the legendary facility. Notre Dame has been even more dominating at home in the six seasons since the arena renovations were completed, going 96-6 (.941) with three of those six losses coming by three points or less.

ACADEMIC ALL-AMERICANS – Notre Dame ranks second all-time in the number of the College Sports Information Directors of America (CoSIDA) Academic All-Americans produced since 1952. Entering the 2015-16 school year, 246 Fighting Irish student-athletes have earned Academic All-America recognition throughout the years, including five women's basketball players. During the past 16 years, Notre Dame has fielded 120 Academic All-Americans (third-most in the nation), including two women's basketball players: center Ruth Riley who earned first-team Academic All-America honors for the third consecutive year in 2001, and guard Megan Duffy, who also was a first-team Academic All-America pick in 2006. Maggie Lally, a four-year letterwinner with the women's basketball program from 1978-81, was Notre Dame's first female Academic All-American, earning second-team honors in both 1980 and 1981. Notre Dame women's basketball alumnae Shari Matvey and Mary Beth Schueth, also second-team honorees in 1981 and 1983, respectively, join Lally on the Academic All-America list.

ACADEMIC ALL-AMERICAN OF THE YEAR – In addition to becoming just the fifth Notre Dame student-athlete to be a three-year Academic All-American, Ruth Riley also joined football center Tim Ruddy (1993), women's soccer goalkeeper Jen Renola (1996-97 fall/winter "at-large" sports) and men's basketball forward Pat Garrity (1997) as the fourth Irish student-athlete to be named Academic All-American of the Year for a respective sport or program. Riley — an eight-time Dean's list student who graduated with a 3.64 GPA as a psychology and sociology major — then earned the highest honor in the nation, as the Academic All-American of the Year for all Division I sports (other finalists included Purdue quarterback Drew Brees and Duke men's basketball player Shane Battier). Riley spent 13 seasons in the Women's National Basketball Association (WNBA) before retiring in 2014.

ASSOCIATED PRESS ALL-AMERICANS – Fifteen Notre Dame women's basketball players have earned Associated Press All-America honors. Beth Morgan and Katryna Gaither, who are currently second and third, respectively, on the program's career scoring list, were the school's first two All-Americans as they copped honorable mention honors in both 1996 and 1997. As a sophomore, Ruth Riley was a third-team AP selection in 1999 and she then became the first-ever first-team AP All-American in Notre Dame history (in 2000, and again in 2001). Alicia Ratay was a two-time AP All-American, garnering honorable mention laurels in 2000 and 2002. Niele Ivey became the program's fifth AP All-American, earning third-team honors after her stellar 2000-01 season. Jacqueline Batteast, was a two-time AP All-America choice, picking up honorable mention recognition in 2003-04 and third-team laurels in 2004-05, while Megan Duffy was a two-time



There was a distinct Notre Dame flavor on the awards podium when the Detroit Shock won the 2006 WNBA Championship, as Fighting Irish graduates Ruth Riley (left) and Jacqueline Batteast (center) joined head coach Bill Laimbeer (not pictured) in bringing the second of three crowns to the Motor City.

AP honorable mention All-America choice in '04-05 and '05-06. Charel Allen picked up honorable mention accolades in 2007-08 and Skylar Diggins and Lindsay Schrader did likewise in 2009-10, before Diggins copped third-team laurels in 2010-11 and first-team plaudits in both 2011-12 and 2012-13. Diggins was joined in the '12-13 season by Kayla McBride (third team) and Natalie Achonwa (honorable mention), with McBride (first team) and Achonwa (third team) making the squad in 2013-14, along with Jewell Loyd (second team). Loyd then earned first-team accolades in 2014-15, while current junior guard Lindsay Allen and current sophomore forward Brianna Turner both earned honorable mention status (Turner becoming the third Fighting Irish player to earn All-America recognition as a freshman, along with Ratay in 2000 and Diggins in 2010).

ATLANTIC COAST CONFERENCE – Notre Dame took a landmark step on July 1, 2013, when the Irish officially became a member of the Atlantic Coast Conference. For the previous 18 years, Notre Dame had been a member of the BIG EAST Conference for women's basketball and most of its Olympic sports, while the Fighting Irish also have held various league affiliations in hockey and fencing. The announcement of the Notre Dame's official acceptance into the ACC came on Sept. 12, 2012. The ACC currently sponsors championships in 25 sports, with Notre Dame participating in 22 of them (all but field hockey and wrestling, which the school does not offer, and football, in which the school is an independent). The ACC added a men's and women's fencing championship to its docket in 2015, meaning all Notre Dame sports except football and hockey

(which is a member of Hockey East) now compete under the ACC banner.

ATTENDANCE – Notre Dame has ranked in the top 20 in the nation in home attendance each of the past 15 seasons, averaging 6,376 fans in 2000-01, 7,825 in 2001-02, 7,132 in 2002-03, 6,650 in 2003-04; 5,830 in 2004-05; 6,601 in 2005-06; 6,364 in 2006-07; 7,016 in 2007-08, 7,168 in 2008-09, 8,377 in 2009-10, 8,553 in 2010-11, 8,571 in 2011-12, a record-setting 8,979 in 2012-13, 8,694 in 2013-14, and 8,554 last year, representing the 15 highest single-season averages in the program's history. All told, the Fighting Irish have attracted 45 sellouts, 39 of which have occurred in the past six seasons. In addition, Notre Dame has welcomed crowds of 5,000 fans or more to 227 of its last 229 home games (the only two not on the list came in the final two rounds of the 2004 Preseason WNIT vs. Duke and Ohio State, when the location of games wasn't announced until 48 hours before tipoff and no pre-sale tickets were allowed).

CONFERENCE COMMAND – Notre Dame has won 20 conference championships (12 regular-season, eight tournament) across the four leagues it has been a part of, dating back to the 1983-84 season.

Most recently, the Fighting Irish have won their last four regular-season conference titles (2012 and 2013 in the BIG EAST; 2014 and 2015 in the Atlantic Coast Conference) and the past three conference tournament titles (2013 in the BIG EAST; 2014 and 2015 in the ACC).

Notre Dame went 16-0 in its first ACC season (2013-14), and followed that up with a 15-1 record in 2014-15, becoming the first conference school

to sweep the ACC regular-season and tournament titles in consecutive seasons since 2003-04 (and just the third in conference history).

Entering the 2015-16 campaign, Notre Dame has won 51 of its last 52 regular-season conference games, and 75 of 79 overall (regular-season and postseason tournament games), including a combined 38-1 record against ACC foes (31-1 regular-season; 7-0 postseason).

Throughout their 38-year history, the Fighting Irish own an all-time record of 393-91 (.812) in regular-season conference games, including 43-11 in five seasons of North Star Conference play (1983-88), 87-15 in seven Midwestern Collegiate Conference seasons (1988-95; now known as the Horizon League), and 232-64 in 18 seasons with the BIG EAST (1995-2013).

CHAMPIONSHIP IRISH – Thanks to three Notre Dame graduates, the WNBA's Detroit Shock went from "worst to first" in 2003, winning the league championship and coming back to do it all over again in 2006. Center Ruth Riley, who won an NCAA title with the Fighting Irish in 2001, started for Detroit during both of their championship runs and was instrumental in the Shock's three-game series win in the 2003 WNBA Finals over the two-time champion Los Angeles Sparks. In fact, Riley poured in a career-high 27 points in the third and deciding game and was rewarded for her efforts by being named the Finals MVP. That made Riley the first women's basketball player ever to be named the Most Valuable Player of the finals at both the college and professional levels.

Forward Jacqueline Batteast helped Detroit hoist the hardware again in 2006, coming over to the squad from Minnesota via a pre-season trade and lending significant contributions in a reserve role.

The other Notre Dame connection in Detroit's championship seasons was its head coach — 1979 Notre Dame graduate Bill Laimbeer. The former Fighting Irish standout was a two-time NBA champion with the legendary "Bad Boys" Detroit Pistons and assumed the head coaching duties with the WNBA's Shock midway through the 2002 season. He also led Detroit to a third WNBA title in 2008 before resigning a year later (he now leads the New York Liberty). Meanwhile, the Shock franchise subsequently moved to Tulsa, Oklahoma, prior to the 2010 season, and has relocated to the Dallas-Fort Worth metroplex for the 2016 season.

FINAL FOUR – Notre Dame is one of just five programs in NCAA Division I history to advance to the NCAA Women's Final Four on seven occasions (1997, 2001, 2011, 2012, 2013, 2014, 2015). The Fighting Irish also became the fourth different team to make five consecutive trips to the Final Four with their current run from 2011-15.

Notre Dame head coach Muffet McGraw is one of five coaches in Division I history (and the

third active coach) to guide her team to seven Women's Final Four appearances.

GOLD RUSH – Notre Dame women's basketball players have combined to win 18 gold medals in international competition. In fact, at least one Fighting Irish player (either an alumnus, current player or incoming freshman) has suited up for a USA Basketball team in an international tournament in 10 of the past 12 years (2004-15), and nearly each time, she has come back to South Bend with a gold medal.

Notre Dame's championship medal run reached a new level in the summer of 2011, when three current Fighting Irish players — Skylar Diggins, Natalie Novosel and Devereaux Peters — made history by becoming the first Notre Dame trio to win gold medals for the same USA Basketball team in the same tournament, helping the United States to a 6-0 record and the World University Games title in Shenzhen, China.

Another highlight of Notre Dame's gold medal success came in 2004, when Ruth Riley ('01) earned a place on the United States Olympic Team that took top honors at the Athens Games. That gold medal made Riley one of just nine players in women's basketball history to win an NCAA title, WNBA title and Olympic gold.

GRADUATION RATES REPORT – According to figures released by the NCAA in October 2014, Notre Dame women's basketball had a 100 percent Graduation Success Rate (GSR), making the Fighting Irish one of just four programs in the past eight years to register a perfect GSR score in the classroom and play for the national championship on the court in the same season (something Notre Dame has done four times — 2010-11, 2011-12, 2013-14 and 2014-15).


HALL OF FAME (COACH) – Head coach Muffet McGraw became the first Notre Dame representative to be inducted into the Women's Basketball Hall of Fame when she was enshrined during ceremonies on June 10, 2011, in Knoxville, Tennessee. McGraw is one of 10 active Division I head coaches in the Hall (inducted for their coaching, rather than playing accomplishments), with two of those currently serving in the Atlantic Coast Conference (the other is North Carolina's Sylvia Hatchell).

HALL OF FAME (STUDENT-ATHLETES) – In July 2011, Notre Dame women's basketball pioneer Carol Lally (Shields) ('79) was inducted into the Academic All-America Hall of Fame. A co-captain on the first two Fighting Irish teams in 1977-78 and 1978-79, Lally went on to attend medical school after graduating from Notre Dame and now is a world-renowned ophthalmologist at the Wills Eye Hospital in Philadelphia.

A year later in June 2012, Ruth Riley ('01) took her place in the Academic All-America Hall of Fame, joining that prestigious institution in a familiar setting — St. Louis, the same city where she helped lead Notre Dame to the 2001 NCAA

national championship. Riley became the seventh former Notre Dame student-athlete to be inducted into the Academic All-America Hall of Fame since its inception in 1988.

HOME STATES – Notre Dame's 13-player women's basketball roster for the 2015-16 season includes student-athletes from 11 different states, stretching to various corners of the country. The current roster includes two players each from Indiana and New Jersey, with the other states represented by the 2015-16 Fighting Irish including California, Georgia, Illinois, Maryland, Ohio, Pennsylvania, Texas, West Virginia and Wisconsin. During the 29-year tenure of Notre Dame head coach Muffet McGraw, players from 27 different states (including the 2015-16 newcomers) have played for the Fighting Irish women's basketball program — the above 11 states plus Colorado, Florida, Iowa, Kansas, Kentucky, Massachusetts, Michigan, Minnesota, Missouri, Nevada, New Hampshire, New Mexico, New York, Oklahoma, Washington and Wyoming (as well as the Canadian province of Ontario). The all-time Notre Dame women's basketball roster (including the current freshman class) contains 160 players that hail from 36 different states, the above 27 plus that following from the pre-McGraw era: Alabama, Arizona, Connecticut, Delaware, Montana, North Dakota, Rhode Island, Tennessee and Virginia. The most common home states on the Fighting Irish all-time women's basketball roster are Indiana (21), Michigan (16), Illinois (15), Ohio (10), New Jersey (9) and Florida (8).



Former Notre Dame guard Melissa Lechlitner became the first South Bend-area female to earn a gold medal in international competition as a member of the 2007 USA Basketball U19 World Championship Team.

THIS IS NOTRE DAME

2015-16 SEASON PREVIEW

THE FIGHTING IRISH

COACHES AND STAFF

OPINIONS

2014-15 SEASON IN REVIEW

RECORDS

HISTORY

HOME WINNING STREAK – Notre Dame put together a 51-game home winning streak from 1998-2002, the longest in school history and (at the time) the 10th-longest in NCAA annals. The Fighting Irish defeated three sixth-ranked teams during the streak, downing UCLA and Illinois in 1998-99, and defeating Purdue in 2000-01. The magical run finally came to an end in the final regular-season game of the 2001-02 season, when Villanova edged Notre Dame, 48-45. The Fighting Irish challenged that record with a 34-game home winning streak from 2012-14 before the run ended on Dec. 6, 2014, with a 76-58 loss to third-ranked Connecticut in the Jimmy V Classic.

MCDONALD'S ALL-AMERICANS – Notre Dame has had 15 incoming freshmen named McDonald's All-Americans and chosen to compete in the McDonald's High School All-America Game since its inception in 2002 — Courtney LaVere (2002), Crystal Erwin (2003), Lindsay Schrader (2005), Devereaux Peters (2007), Skylar Diggins (2009), Kayla McBride (2010), Jewell Loyd (2012), Michaela Mabrey (2012), Lindsay Allen (2013), Taya Reimer (2013), Brianna Turner (2014), Kathryn Westbeld (2014), Marina Mabrey (2015), Arike Ogunbowale (2015) and Ali Patberg (2015).

Diggins became the first future Fighting Irish player to earn MVP honors at the McDonald's

game, scoring a game-high 18 points for the East team, which lost to its West counterpart, 69-68, in Coral Gables, Florida, in 2009. Five years later, Turner earned her own McDonald's MVP award with 10 points, 11 rebounds and the game-winning basket for the West Team in an 80-78 victory over the East in Chicago.

Marina Mabrey is the most recent Notre Dame player chosen as McDonald's MVP, sharing top honors in 2015 after leading her East Team to an 89-87 win in Chicago.

Diggins also won the 2009 Powerade Jam Fest Girls' 3-Point Shootout title the day before the McDonald's game (something Michaela Mabrey nearly duplicated in 2012, losing by one point in the finals).

Reimer was the first Fighting Irish player to earn the Morgan Wootten Player of the Year award, presented by McDonald's to the nation's top prep player. Ogunbowale nearly followed in her footsteps in 2015 as one of five finalists for the Morgan Wootten honor.

NCAA LEADERS – Ruth Riley became the first Notre Dame women's basketball player to rank first in an NCAA statistical category, as she led the nation during the 1998-99 campaign in field-goal percentage (school-record .683). Riley also finished with a .632 career field-goal percentage, currently tied for 13th in the NCAA record book.

Former Fighting Irish guard Alicia Ratay graduated in 2003 with a .476 career shooting percentage from three-point range, which broke the old NCAA record (.467) set by 1993 Harvard graduate Erin Maher. Ratay also led the nation in three-point percentage in 2000-01 (.547), setting an NCAA record for long-range efficiency by a sophomore.

Kayla McBride found her spot in the NCAA career record books with an .882 lifetime free-throw percentage, tying her for 16th in Division I history.

The 2013-14 Fighting Irish squad led the nation in field-goal percentage (.506), the first time Notre Dame earned an NCAA team statistical title since the 2000-01 NCAA championship team took top honors in three-point percentage (.464), field-goal percentage defense (.336) and blocked shots (6.3 bpg).

Brianna Turner became the latest Notre Dame player to earn an NCAA individual statistical championship, leading the country with a .652 field-goal percentage in 2014-15. In doing so, she became only the third freshman in Division I history to lead the nation in that category and the first to do so since 1996-97.

PLAYER DEVELOPMENT – Perhaps no women's basketball program in America can equal the success in developing players into high-caliber athletes that Notre Dame has enjoyed during the last 21 seasons. The Fighting Irish have had at least one All-American at all five floor positions during that time (PG Niele Ivey, Skylar Diggins and Lindsay Allen; SG Alicia Ratay, Charel Allen, Natalie Novosel and Jewell Loyd; SF Beth Morgan, Jacqueline Batteast, Lindsay Schrader and Kayla McBride; PF Katrina Gaither, Devereaux Peters and Natalie Achonwa; C Ruth Riley and Brianna Turner), and six have gone on to earn other major national honors during their careers. Riley was the consensus 2001 national player of the year, while Ivey and Duffy were the '01 and '06 Frances Pomeroy Naismith Award winners (top senior 5-8 and under), Diggins claimed the '12 and '13 Nancy Lieberman Awards (top point guard) and '13 Dawn Staley Award (top guard) and Batteast and Loyd were the '02 and '13 choices as USBWA National Freshman of the Year.

RECRUITING REWARDS – Notre Dame has reaped the benefits of some of the top recruiting classes in the country over the past 19 years. During that time (1997-98 to present), the Fighting Irish have attracted Top 25 classes each season. This year's incoming group is ranked as high as third in the nation, according to multiple outlets. Notre Dame's stellar recruiting efforts are coordinated by associate coach Niele Ivey.

RING OF HONOR – Notre Dame's Ruth Riley collected plenty of awards to fill her trophy case, making her possibly the most-decorated student-athlete (in terms of number and variety of awards) in Notre Dame athletics history. Thus it was appropriate that on Nov. 12, 2011, she was the first women's basketball player enshrined in the Fighting Irish Ring of Honor, a new recognition circle at Purcell Pavilion for the greatest Notre Dame student-athletes to compete in that arena. As such, her ubiquitous No. 00 now hangs in the Purcell Pavilion rafters as a permanent reminder of her accomplishments.

Skylar Diggins became the second Notre Dame women's basketball player to have her number elevated to the Ring of Honor, adding her familiar No. 4 to the Purcell Pavilion rafters on Nov. 16, 2013, at halftime of Notre Dame's game against Valparaiso.

THREE-POINT FLURRY – Former Fighting Irish shooting guard Alicia Ratay turned in a memorable long-distance shooting performance versus Rutgers as a freshman, lifting the Fighting Irish to a 78-74 overtime win on Feb. 19, 2000, at RU's Louis Brown Athletic Center. Ratay set a BIG EAST record for three-point field goals and three-point percentage in that game, connecting on all seven of her shots from beyond the arc en route to a 26-point game.

Adding to that impressive efficiency was the fact that two of her three-pointers came in the



Alicia Ratay's 7-for-7 three-point barrage in a 2000 overtime win at Rutgers, including her two treys in the final 17 seconds of regulation, remains one of the greatest moments in Notre Dame women's basketball history.

final 17 seconds of regulation – after the Fighting Irish had trailed 65-59 – sending the game into overtime. Her three-pointer with 0:17 left forged a 65-62 game and Rutgers misfired from the line on a one-and-one chance before Ratay delivered again with just four ticks on the clock, draining a shot from the top of the key with the Rutgers defense closing in. The three-pointers were Ratay's only shots from the floor during the entire game and she also made five of six free throws, including two with 22 seconds left in overtime as the Fighting Irish rallied to the win after earlier squandering a 19-point lead.

TOURNAMENT TESTED – Notre Dame has felt right at home in tournament situations during the past 19 years. Starting with the 1997-98 season, the Fighting Irish have won 35 of their last 38 regular-season tournament games, including a four-game run to the 2004 Preseason WNIT title and three-game sprints to the 2009 Paradise Jam, 2010 WBCA Classic and 2012 World Vision Classic crowns. The only Fighting Irish losses during this current stretch were a 67-63 overtime setback at No. 20 Colorado on Nov. 15, 2003 in the finals of the WBCA Classic — a game that saw the Buffaloes sink a desperation 30-footer at the end of regulation to force the extra session — and two losses in the Preseason WNIT (75-59 semifinal loss at Maryland on Nov. 16, 2007; 94-81 championship loss at Baylor on Nov. 20, 2011).

20-WIN SEASONS – The Notre Dame women's basketball program has posted 20-plus wins in 21 of the past 22 seasons and in 25 of 28 seasons during the tenure of head coach Muffet McGraw. In fact, McGraw is tied for eighth in NCAA Division I history — and tied for fifth among active coaches — with 27 20-win campaigns (including two during her five-year tenure at Lehigh University from 1982-87).

TWO THOUSAND CLUB – Beth Morgan and Katryna Gaither, who led the Fighting Irish to the 1997 NCAA Women's Final Four, proved to be the most prolific scoring combination in Notre Dame and NCAA history, as the duo combined for 4,448 points and 1,608 rebounds from 1993-97. They were the first two players from the same team in NCAA history to each score more than 2,000 career points. Morgan finished as the school's all-time leading scorer with 2,322 points while Gaither ended up second on the scoring (2,126) chart and third on the rebounding (986) list. They were joined in 2001 by Ruth Riley (2,072 points and 1,006 rebounds), who became the first player with 2,000 points and 1,000 rebounds in her career, and later in 2013 by Skylar Diggins (2,357 points), who not only supplanted Morgan atop the scoring chart, but became the first Fighting Irish player of either gender to amass 2,000 points, 500 rebounds, 500 assists and 300 steals in her career.



Skylar Diggins became the second Notre Dame women's basketball player added to the school's Ring of Honor on Nov. 16, 2013.

WOMEN'S NATIONAL BASKETBALL ASSOCIATION (WNBA) – Notre Dame has seen 13 of its players taken in the WNBA Draft during the past 15 seasons, including 2015 No. 1 overall selection Jewell Loyd (by the Seattle Storm, the first Notre Dame student-athlete selected No. 1 in a major American professional sports league since 1972 - Walt Patulski by the NFL's Buffalo Bills), 2014 first-round picks Kayla McBride (third overall; San Antonio Stars) and Natalie Achonwa (ninth overall; Indiana Fever), 2013 first-round choice Skylar Diggins (third overall; Tulsa Shock) and 2012 first-round selections Devereaux Peters (third overall; Minnesota Lynx) and Natalie Novosel (eighth overall; Washington Mystics).

The twin choices of Peters/Novosel (2012) and McBride/Achonwa (2014) marked the first time in program history Notre Dame had two players chosen in the first round in the same year, with Peters also being the first Fighting Irish player ever chosen as a lottery (top-four) pick. With Diggins and McBride going in the same No. 3 position during the 2013 and 2014 WNBA drafts and Loyd following with her No. 1 overall selection, Notre Dame became the first school to produce lottery choices in four consecutive seasons.

Peters ultimately would help Minnesota win the 2013 and 2015 WNBA titles. Peters' most recent WNBA championship was the sixth earned by a Fighting Irish alumna, with Peters joining Ruth Riley as Notre Dame's two-time WNBA champions (Riley won titles with the then-Detroit Shock in 2003 and 2006).

Meanwhile, Diggins (2014) became the first Fighting Irish women's basketball alum to earn a spot on the All-WNBA First Team (she also was the league's Most Improved Player that season), while Diggins (2013) and McBride (2014) became the first Notre Dame alumnae to make the WNBA

All-Rookie Team. They were joined in 2015 by Loyd, who became Notre Dame's first WNBA Rookie of the Year, and Achonwa, who rebounded from a knee injury at the end of her college career to help the Indiana Fever to the 2015 WNBA Finals.

Diggins is a two-time WNBA All-Star starter (2014-15), joining Riley (2005) as the two Fighting Irish alumnae to earn that distinction. McBride also was chosen as a reserve for the 2015 WNBA All-Star Game.

In 2001, Riley was a first-round pick (fifth overall) by the Miami Sol, while Niele Ivey went in the second round to the Indiana Fever and Kelley Siemon was a third-round choice of the Los Angeles Sparks. When the Miami franchise folded in December 2002, Riley was the No. 1 overall pick in the WNBA Dispersal Draft, going to the Detroit Shock, whom she promptly led to the '03 and '06 league championships. The following year (2007), Riley was traded to the San Antonio Silver Stars, leading that franchise to four playoff berths, including a spot in the Western Conference finals in '07 and a berth in the WNBA Finals (for the first time in team history) in 2008. She subsequently signed as a free agent with the Chicago Sky in February 2012, and later with the Atlanta Dream in June 2013, helping the latter squad to the WNBA Finals.

Ivey spent four seasons with Indiana before signing with Detroit as a free agent in the 2005 offseason and moving on to the Phoenix Mercury later in the '05 season.

Siemon elected to forgo a professional career to begin a stint with Athletics in Action. Her teammate, Ericka Haney was taken in the third round of the 2002 WNBA Draft (47th overall) by the Detroit Shock and played professionally for three seasons.

Former All-America point guard Megan Duffy was chosen in the third round (31st overall) of the 2006 WNBA Draft by the Minnesota Lynx. She spent two seasons there before signing with the New York Liberty as a free agent in 2008.

Duffy's former All-America teammate with the Fighting Irish, Jacqueline Batteast was a 2005 second-round selection (17th overall) by the Minnesota Lynx. After one season in the upper Midwest, Batteast was traded to the Detroit Shock, where she teamed with Riley to help bring a second WNBA title to the Motor City.

In 2008, All-America guard Charel Allen was a third-round choice (43rd overall) by the Sacramento Monarchs, where she helped that squad advance to the Western Conference playoffs.

In 2004, Coquese Washington retired after six seasons in the league, a career highlighted by a WNBA title with the Houston Comets in 2000. Former Fighting Irish All-Americans Beth Morgan (Cunningham) and Katryna Gaither also spent time in the WNBA during its infancy from 1999-2000.

THIS IS NOTRE DAME

2015-16 SEASON PREVIEW

THE FIGHTING IRISH

COACHES AND STAFF

OPPONENTS

2014-15 SEASON IN REVIEW

RECORDS

HISTORY

Faces Change, Goals Remain Same For Irish

Promising blend of experience and youth to fuel Notre Dame's run at sixth consecutive NCAA Final Four.

When **Muffet McGraw** led Notre Dame on to the court at Amalie Arena in Tampa for the NCAA championship game last April, it capped a remarkable chapter in the history of one of the nation's most storied programs.

Graduating three starters from the 2013-14 season — first-team All-American **Kayla McBride**, third-team All-American **Natalie Achonwa** and two-year starter **Ariel Braker** — McGraw crafted a youthful Irish lineup that took Notre Dame to exceptional heights in the 2014-15 campaign.

Notre Dame once again swept the Atlantic Coast Conference regular-season and tournament championships in its second year in the legendary league. The Irish finished 36-3 overall, and 15-1 in the ACC regular season.

Then, the Irish embarked on an NCAA journey that took them to the national championship game. Although Notre Dame suffered a 63-53 defeat to Connecticut in the final, the 2014-15 Irish made a mark of rare distinction.

Notre Dame reached the Final Four a fifth consecutive season under McGraw. Only two schools in NCAA history have been to five or more consecutive Final Fours, Notre Dame and Connecticut, which is on an eight-year run.

This season, McGraw, who now carries the title of Notre Dame's Karen and Kevin Keyes Head Women's Basketball Coach, and the Irish embrace another challenge of growing a team capable of contending for a national title. Again, there have been key personnel departures, but McGraw and her staff have another talented squad poised to add more hardware to the Irish trophy case.

"I think when you look back, you appreciate a little bit more what we were able to accomplish," McGraw said of Notre Dame's exceptional 2014-15 season. "We've gone through the ACC two years in a row with only one loss. We've won the ACC Tournament two years in a row. We made it back to the Final Four a fifth year in a row.

"Every year is a new year," McGraw said in focusing on the season ahead. "It's a new team. It's a new chemistry. This team keeps on going. There's no stopping them. They have a powerful culture that the incoming freshmen buy right into, because



Lindsay Allen

the upperclassmen show them the way. They have a great work ethic. They want to be good. They want to finish the job. I think they're ready."

McGraw loves the passion she has seen in the preseason from her Irish, who return four players who started more than 35 games last season — tri-captains **Lindsay Allen**, **Michaela Mabrey** and **Taya Reimer**, as well as rising star **Brianna Turner**.

"They are never satisfied," McGraw said of the 2015-16 Irish. "They're a team that wants to get better. We've had really, really, really good workouts so far. I think the seniors are doing a really good job of setting the tone. The freshmen are paying attention. They're really trying to pick things up quickly."

Notre Dame's inside game will be a powerful force. The Irish boast All-America candidate **Turner**, a 6-foot-3 forward, who averaged 13.8 points and 7.9 rebounds a game last season as a freshman. **Reimer**, a 6-4 junior, contributed 10.2 points and 6.1 rebounds a game in the 2014-15 campaign.

Kathryn Westheld also was a key factor in Notre Dame's success last season as a freshman, coming off the bench to score 6.7 points and grab 4.4 rebounds a game. **Kristina Nelson**, a 6-4 junior, is expected to make an impact this season after sitting out last season with an injury. Another

junior, 6-5 **Diamond Thompson**, adds to a deep Irish inside game.

"I think the inside game is going to be exciting for us," McGraw said. "We have Bri and Taya, bringing experience back, and we add Coco (Nelson). I know the fans are excited, and we are excited to get her back on the court. With Kathryn, we have so much depth in the post. I'm excited about that."

Point guard **Allen** dished out 5.3 assists a game in addition to scoring 10.4 points a game last season and returns to highlight a strong Irish backcourt.

Mabrey averaged 7.2 points a game, and led the Irish with 75 three-pointers.

Madison Cable averaged 6.2 points a game, and led the Irish with 59 steals.

Hannah Huffman and **Mychal Johnson** bring critical depth to the Irish backcourt.

Incoming freshman guards **Marina Mabrey** (Michaela Mabrey's sister), **Arike Ogunbowale** and **Ali Patberg** have exceptional prep credentials — each surpassing the 2,000-point mark and collecting McDonald's High School All-America honors in their careers — and have the ability to make an immediate impact.

"We have so many different lineups we can use, so many weapons," McGraw said. "We have a ton of depth, the most depth that we've probably ever had.

"Offensively, we have great balance. We have a lot of people who can score. The freshmen can score. I think our inside game is as good as it's been. We're going to be able to run. The transition will be a strength, again. We have outside shooting with Madison and Michaela. I think we have everything we need offensively.

"Defense is the issue. We're trying to figure out if the freshmen can guard in the backcourt, if they will be able to chase people off screens ... I think we have a lot to learn about our team defensively. It was not a strength of ours last year. I would like it to be a lot better. We have a lot of work to do on that end."

McGraw said that rebounding will be an important asset for the Irish.

"On paper, it should be a really good rebounding team," McGraw said of her team. "All three of the freshmen are pretty good rebounders coming, and then you add that to our post game, and Madison has always been a pretty good rebounder. I think we do have a lot of people who can rebound. We should have three really good rebounders on the floor all of the time.

"I think we're on track to where we need to be. I'm not sure about our identity just yet. I'm anxious to see if there's going to be a toughness developed defensively. I think, right now, we're smart. We have a really high IQ. I think that's really important at this stage."

An added benefit of Notre Dame's deep run in the NCAA Tournament is the extra month of development for last season's freshmen.

"I think it's always great for the freshmen to have that Final Four experience," McGraw said. "Coming into the following season, they're like veterans. They've been on the biggest stage and played at the highest level. They know what they have to work on to get back and get one step further."

SENIORS

Cable, Huffman and **Michaela Mabrey** provide the Irish with senior leadership this season.

"We have a good veteran group with our seniors," McGraw said. "They lend so much experience to the team, especially with Madison being in her fifth year. Both Hannah and Madison had such great ends to the season with the way that they played in the end of the South Carolina game (in the Final Four), and Michaela coming off an NCAA Tournament, where she shot 70

percent from the 3-point line. All three are playing with a lot of confidence, I think, as seniors, they know this is their last shot, and they have the sense of urgency needed to get the team moving."

Mabrey's 3-point shooting ranks among the nation's best, and she brings exceptional passing to the Irish attack. The two-time Irish captain was third in the ACC in 3-point shooting, and connected for .750 from the three-point line (15-for-20) in the 2015 NCAA Tournament, the fifth-highest cumulative 3-point percentage by a player in a single tournament in NCAA postseason history.

"Michaela has incredible vision on the court," McGraw said. "She sees what's coming, and she can get the ball to the right people in exactly the right spot. She's worked on putting the ball on the floor and driving a little bit more."

Cable, Notre Dame's player most likely to get a floor burn, brings her intense play back for the Irish. Cable, who sat out her freshman season due to injury, was granted a fifth season with the Irish.

"Madison was kind of the unsung hero last year until that last play in the South Carolina game, then, she was the hero," McGraw said. "She's somebody who gives us great defense. She's probably our best team defender. She's always in the right spot, willing to take a charge. She's willing to do absolutely anything for the team. She's always willing to sacrifice her body. Points don't matter to her. She just wants to win. She brings that competitive fire and mental toughness that is so important to our success.

"It was huge that she came back," McGraw continued about Cable. "We really needed her to come back. She gives us a lot of stability and another 3-point weapon. The experience that she's had is invaluable, and the team loves her. Chemistry-wise, it was a really good thing for everybody. We were all very excited that she decided to come back."

Huffman also shined in the Final Four, and will give the Irish needed toughness on defense.

"When you look at our team this year, you wonder who the defensive stopper is going to be, and it's probably going to start with Hannah," McGraw said. "She is somebody who we know can come in and guard just about anybody, from up to the players who are 6-foot, 6-foot-1. She can guard the really big guards. We're going to

see so many good players this year. She's aggressive getting through screens. She's going to fight, she's going to rebound, she's going to be physical. She brings that same toughness that Madison Cable has, and that's why she's such a great defender.

"It is crucial for us to be able to look down the bench and see somebody we can trust, who knows what she's supposed to do, and is willing to do it, and do it well. I think Hannah had great minutes for us all last year. Everything she went into a game, I thought she added something really positive."

JUNIORS

Reimer emerged as a force last season and sharpened her game during the summer, earning a silver medal as a starter on the United States Pan American Games Team.

"Taya is kind of a glue player, to me," McGraw said. "She was out with the Pan Am team, so we didn't have her this summer, and we just felt like something was missing every time was practice. She adds a lot of experience in the post. She is a really good communicator on the floor. She helps the other posts. She can score in a lot of different ways. She just got better and better as the season went on. By the end of the year, I thought she was playing great basketball. We are really, really pleased



Michaela Mabrey

THIS IS NOTRE DAME

2015-16 SEASON PREVIEW

THE FIGHTING IRISH

COACHES AND STAFF

OPPONENTS

2014-15 SEASON IN REVIEW

RECORDS

HISTORY

with where she is, and we're looking for really big things from her this year."

McGraw thinks that the Pan Am Games experience helped Reimer strengthen her leadership skills. In addition to leadership, McGraw is looking for Reimer to add scoring punch to the Irish attack.

Allen, who will be running the Irish attack for a third season, earned Associated Press honorable mention All-American honors last season. She was named the NCAA Oklahoma City Regional Most Outstanding Player in leading the Irish to the Final Four with victories against Stanford and Baylor.

"Lindsay just continues to get better," McGraw said. "She's worked a lot on her game. She has so much experience as a junior that most players don't have in four years. She's played on a big stage for her whole career. She is so poised and so steady. She doesn't make mistakes. She's smart. Her shot looks great. She's working on driving the ball more and scoring around the basket. She's really in a great place right now. When she has the ball, she has com-



Hannah Huffman

mand of the team. They listen to her, they respect her. She is talking more."

Nelson's return gives the Irish a back-to-the-basket presence in the post.

"Coco can be physical," McGraw said of Nelson. "She has great hands, and can catch the ball. She is really, really effective around the basket. She has been working on her passing. She continues to work on her conditioning, which has gotten a lot better."

Having a physical inside player will make the Irish a tough match-up.

"Having different types of players in the post makes us hard to guard," McGraw said. "First, you have Bri, who is running the floor and you have to get back on D, and you have a shot-blocking presence. You have somebody setting a lot of pick-and-rolls. Then, you come in with Coco, who is physical and willing to make post moves on the block. She's a completely different assignment. She will make it difficult for a team to match-up with both of them."

Thompson has continued to work on her inside game.

"Diamond is working on scoring around the basket, and she's gotten a lot better," McGraw said. "Defensively, she's tough to score over. She really makes post players baffle."

SOPHOMORES

Notre Dame's second-year trio — **Turner**, **Westfeld** and **Johnson** — enjoyed a prolific freshman season in 2014-15.

Turner was named the ACC Freshman of the Year last season, and is poised to emerge as an All-American this season. One of the most athletic posts in the nation, Turner was able to run the point effectively. On defense, Turner swatted away 89 opposing shots.

"We're looking for Brianna to really, really step up," McGraw said. "She's got to dominate inside, and I think she can. She can score more and she can do more. She is a very dangerous player to have to guard. She has really worked on her free-throw jumper, and she's really worked on her free throw. Her shot looks great."

"Brianna is ready to take another big step. She has All-American potential. I think she needs to see herself in that role, and see herself having that presence that we need. We have a lot of players who have All-American presence. She should be one of our leading scorers, and she should have



Madison Cable

the mindset of wanting to score every time she touches the ball."

Westfeld was an impact player last season who was able to score from the blocks as well as the perimeter, and also displayed precise passing.

"Kathryn really fits our offense so well," McGraw said. "She can do so many things. She has a great basketball IQ. She had great minutes for us last year. I love her game. I think she's going to really step up this year. I think we're going to get more from her, and she's ready."

The speedy Johnson is an X-factor for the Irish.

"Mychal is somebody we need to guard the ball in the backcourt," McGraw said. "Defensively, she's really going to help us. We don't have a lot of people who can get up and defend the ballhandler in the backcourt. She's a great 3-point shooter. She's incredibly smart. She can do everything we want in our offense. She's someone who is very important to us. I think she's an X-factor."



FRESHMEN

Marina Mabrey, Ogunbowale and Patberg – who are all guards – give Notre Dame the No. 3-ranked incoming freshmen class.

Mabrey scored 2,525 points in her career and averaged 22.1 points, 6.8 rebounds, 3.4 assists and 3.0 steals in high school.

"Marina is different than anybody we've had," McGraw said. "She's smooth and crafty with the ball. She can drive it. She has a great handle. She's aggressive to the point of being very feisty. She's willing to have contact. Our fans are going to love watching her play and I'm excited to watch her play."

Ogunbowale averaged 22.2 points, 9.6 rebounds, 3.5 assists and 2.2 steals in her high school career, finishing with 2,240 points.

"Arike is so strong," McGraw said. "She's one of the strongest players on the team. She can get to the basket. She can initiate contact. I think she's going to get to the free-throw line more than anybody on the team. She can finish in traffic. She can face up, she can drive the ball. She has a lot of skills."

Patberg won a gold medal with the USA Basketball Under-19 Team in the FIBA Under-19 World Championships. She averaged 18.9 points, 7.0 rebounds, 5.0 assists and 2.6 steals and scored 2,026 points in her high school career.

"Ali is a super-smart point guard," McGraw said. "She has a really high IQ and understands the game. She is just what we need at the point guard position. She can score, but right now, she's looking to pass more. I think she is going to be a great leader for this team down the road."

COACHING STAFF

For the fourth consecutive season, McGraw returns her staff of Carol Owens, Beth Cunningham and Niele Ivey to help guide the Irish. In fact, Owens is beginning her 16th season on McGraw's staff, and Ivey, who was promoted to associate coach during the summer, is in her ninth year on the Irish bench after five seasons as a player. The duo also are the common links (along with McGraw) on all seven of Notre Dame's Final Four squads.

"It's been so important to have consistency on the staff and have that steady direction," McGraw said. "Each of my assistants are truly gifted and so good at what



Brianna Turner (11) and Taya Reimer (12)

they do. They do their jobs so well, and complement each other so well. We have a great chemistry among us, which really makes it fun."

SCHEDULE


McGraw expects the Irish to contend for the ACC crown, but to once again face a tough challenge.

"Florida State has everybody back, and they were a team that was in the Elite Eight last year," McGraw said. "That's going to be a really tough game for us on the road. They are a veteran team with a lot of experience. They will probably be picked to win the ACC."

"I really think everybody can contend. This is a year where there are so many teams with good players returning. Look at Syracuse. They lost Brittney Sykes for most of last year, and she's back. Duke has a good core group back. Louisville has some outstanding freshmen. They've got a young team. Miami, the team that beat us last year, they have Adrienne Motley back. She'll be one of the best players in the league. I think everybody is in contention this year."

In addition to the challenging ACC slate, Notre Dame will tackle a difficult non-conference schedule that includes

matchups with defending national champion UConn, Tennessee, Ohio State, Oregon State and DePaul. The Irish also will spend the Thanksgiving holiday in the Bahamas, participating in the Junkanoo Jam for the second time in five years.



Kathryn Westbeld

THIS IS NOTRE DAME

2015-16 SEASON PREVIEW

THE FIGHTING IRISH

COACHES AND STAFF

OPPONENTS

2014-15 SEASON IN REVIEW

RECORDS

HISTORY





Roster Breakdowns

By Class

Seniors/Graduate Students.....	3
Juniors.....	4*
Sophomores.....	3
Freshmen.....	3

* - Nelson has three years of athletic eligibility remaining

By Position

Guards.....	8
Forwards.....	4
Centers.....	1

By Home State

Indiana.....	2
New Jersey.....	2
California.....	1
Georgia.....	1
Illinois.....	1
Maryland.....	1
Ohio.....	1
Pennsylvania.....	1
Texas.....	1
West Virginia.....	1
Wisconsin.....	1

By Height

Thompson.....	6-5
Nelson.....	6-4
Reimer.....	6-4
Turner.....	6-3
Westbeld.....	6-2
Ma. Mabrey.....	5-11
Cable.....	5-10
Mi. Mabrey.....	5-10
Patberg.....	5-10
Huffman.....	5-9
Allen.....	5-8
Ogunbowale.....	5-8
Johnson.....	5-7

Pronunciation Guide

Niele Ivey.....	knee-ELL
Marina/Michaela Mabrey.....	MAY-bree
Arike Ogunbowale.....	uh-REE-kay
	OH-gun-buh-WALL-ay
Taya Reimer.....	TAY-uh RYE-mer
Brianna Turner.....	bree-ON-uh
Carondelet.....	kuh-RON-duh-LET
Manasquan.....	MAN-uh-skwan
Pearland.....	PAIR-land



Seated (left to right): Kathryn Westbeld, Mychal Johnson, Madison Cable, Marina Mabrey, Michaela Mabrey, Lindsay Allen, Hannah Huffman, Ali Patberg and Arike Ogunbowale. **Standing (left to right):** athletic trainer Anne Marquez, video coordinator Garret Garcia, strength & conditioning coach Craig Cheek, associate coach Beth Cunningham, director of basketball operations Katie Capps, Kristina Nelson, Brianna Turner, Diamond Thompson, Taya Reimer, associate head coach Carol Owens, associate coach/recruiting coordinator Niele Ivey, head coach Muffet McGraw, student manager Becca Moore and student manager Lizzy Moulton.

Numerical

No.	Name	Pos.	Ht.	Yr.	Hometown (High School)
2	Arike Ogunbowale	G	5-8	Fr.	Milwaukee, Wis. (Divine Savior Holy Angels)
3	Marina Mabrey	G	5-11	Fr.	Belmar, N.J. (Manasquan)
11	Brianna Turner*	F	6-3	So.	Pearland, Texas (Manvel)
12	Taya Reimer** (C)	F	6-4	Jr.	Fishers, Ind. (Hamilton Southeastern)
14	Mychal Johnson*	G	5-7	So.	Huntington, W.Va. (Huntington St. Joseph)
15	Lindsay Allen** (C)	G	5-8	Jr.	Mitchelville, Md. (St. John's College)
20	Ali Patberg	G	5-10	Fr.	Columbus, Ind. (Columbus North)
21	Kristina Nelson*	F	6-4	Jr.	Buford, Ga. (Buford)
22	Madison Cable***	G	5-10	Grad.	Mt. Lebanon, Pa. (Mt. Lebanon)
23	Michaela Mabrey*** (C)	G	5-10	Sr.	Belmar, N.J. (Manasquan)
24	Hannah Huffman***	G	5-9	Sr.	Diablo, Calif. (Carondelet)
33	Kathryn Westbeld*	F	6-2	So.	Kettering, Ohio (Kettering Fairmont)
35	Diamond Thompson**	C	6-5	Jr.	Wheaton, Ill. (Wheaton Warrenville South)

(C) - captain // * - monograms won // NOTE: players listed by academic class year (Nelson has three years of athletic eligibility remaining)

Alphabetical

No.	Name	Pos.	Ht.	Yr.	Hometown (High School)
15	Lindsay Allen** (C)	G	5-8	Jr.	Mitchelville, Md. (St. John's College)
22	Madison Cable***	G	5-10	Grad.	Mt. Lebanon, Pa. (Mt. Lebanon)
24	Hannah Huffman***	G	5-9	Sr.	Diablo, Calif. (Carondelet)
14	Mychal Johnson*	G	5-7	So.	Huntington, W.Va. (Huntington St. Joseph)
3	Marina Mabrey	G	5-11	Fr.	Belmar, N.J. (Manasquan)
23	Michaela Mabrey*** (C)	G	5-10	Sr.	Belmar, N.J. (Manasquan)
21	Kristina Nelson*	F	6-4	Jr.	Buford, Ga. (Buford)
2	Arike Ogunbowale	G	5-8	Fr.	Milwaukee, Wis. (Divine Savior Holy Angels)
20	Ali Patberg	G	5-10	Fr.	Columbus, Ind. (Columbus North)
12	Taya Reimer** (C)	F	6-4	Jr.	Fishers, Ind. (Hamilton Southeastern)
35	Diamond Thompson**	C	6-5	Jr.	Wheaton, Ill. (Wheaton Warrenville South)
11	Brianna Turner*	F	6-3	So.	Pearland, Texas (Manvel)
33	Kathryn Westbeld*	F	6-2	So.	Kettering, Ohio (Kettering Fairmont)

(C) - captain // * - monograms won // NOTE: players listed by academic class year (Nelson has three years of athletic eligibility remaining)

Coaching Staff

Name	Position	Year	Alma Mater
Muffet McGraw	Head Coach	29th	Saint Joseph's (Pa.) '77
Carol Owens	Associate Head Coach	16th*	Northern Illinois '90
Beth Cunningham	Associate Coach	4th	Notre Dame '97
Niele Ivey	Associate Coach/Recruiting Coordinator	9th	Notre Dame '00
Katie Capps	Director of Basketball Operations	1st	Western Kentucky '02
Garret Garcia	Video Coordinator	2nd	Toledo '12

* - Owens is in the sixth season of her second tenure at Notre Dame (previously served on staff from 1995-2005)





LINDSAY ALLEN **15**
 Hometown: Mitchellville, Md.
 High School: St. John's College
 Guard • 5-8 • Jr.-2V

CAREER HONORS

2015: Associated Press Honorable Mention All-America ... *Full Court Press* Honorable Mention All-America ... Nancy Lieberman Award Finalist ... NCAA Oklahoma City Regional Most Outstanding Player ... NCAA Oklahoma City Regional All-Tournament Team. **2014:** *Full Court Press* Freshman All-America Third Team ... Nancy Lieberman Award Watch List.

OVERVIEW: Nicknamed "L.A." ... one of three captains for Fighting Irish in 2015-16 ... has dished out more assists in her first two seasons (355) than any player in school history ... gifted point guard who took the reins of the Notre Dame offense prior to her rookie season and never looked back, starting all 77 games to date ... expected to take on larger leadership role on the court and in the locker room as veteran and two-year starter ... calm and composed demeanor helps keep Irish patient and poised in pressure situations ... strong ballhandler who makes wise decisions with the basketball in virtually all instances ... quick and athletic player with excellent court vision who operates effectively in transition and half-court sets ... ability to break apart defenses with slashing drives to the hoop ... also possesses reliable perimeter game to keep foes honest ... sharp on-ball defender who can cause problems for opposition with fast hands and awareness of defensive positioning ... picks up new concepts very quickly.

IN THE NOTRE DAME RECORD BOOK (THROUGH 2014-15): Ranks fourth in school history with .835 career free-throw percentage ... stands seventh in program history for highest career assist average (4.6 avg.) ... places ninth in Irish history for career minutes average (28.9 mpg.) ... ranks second and fourth on school's single-season assist/turnover ratio list (2.24 in 2013-14; 2.14 in 2014-15) ... tied for sixth on Notre Dame single-season assist chart (205 in 2014-15).

SOPHOMORE SEASON (2014-15): Started all 39 games, averaging career highs of 10.4 points and 5.3 assists per game ... led ACC in assists (30th in nation) and assist/turnover ratio (2.14; 32nd in nation) and ranked sixth in field-goal percentage (.522) — no guard in the ACC ranked in the top six in all three categories ... one of seven players in the nation to rank in the top 35 in both assists and assist/turnover ratio ... during conference play, led ACC in both assists (6.3 avg.) and assist/turnover ratio (2.17), ranked fifth in free-throw percentage (.821) and eighth in field-goal percentage (.504) — no other guard in the ACC ranked in the top eight in all four categories during league games ... particularly sharp against ranked opponents (15 games), averaging 11.5 points, 5.4 assists and 4.3 rebounds per game with a 1.93 assist/turnover ratio ... tied Notre Dame sophomore record for single-season assists (Mary Gavin - 205 in 1985-86) and shared sixth place with Gavin on program's seasonal assist chart ... just the fourth Notre Dame player to record a 200-assist

season, joining Gavin (three times), Skylar Diggins (twice; last to do so with 225 in 2012-13) and current associate coach Niele Ivey (school-record 247 in 2000-01) in that elite club ... her 2.14 assist/turnover ratio was fourth on Irish single-season list, making her only second player in program history to appear in the top five in that category twice (the other being Ivey in 1998-99 and 2000-01) ... also ranked fourth on Notre Dame single-season chart with 1,211 minutes played ... tallied at least five assists in 25 games ... posted team-high nine "5-5-5" games (at least "5" in three of five major statistical categories), including four in six NCAA Championship games ... tied for game-high honors and matched career best with four steals against UMass Lowell (also had game-high five assists) ... collected career-high nine rebounds and game-best five assists in road win at No. 15/17 Michigan State; also scored in double figures (14 points) for first time since Feb. 2, 2014, at No. 3 Duke (15 points) ... had efficient 11 points (5-5 FG) against Chattanooga ... also recorded team high in steals (3) and tied for game high in assists (6) ... posted second "5-5-5" game of season with seven points, six rebounds and six assists against Quinnipiac ... scored 11 points and dished out team-high four assists against Kansas ... had efficient effort against No. 15/10 Maryland, registering 10 points (3-4 FG, 4-4 FT), six rebounds and two assists ... scored 11 points and added three assists and three steals against No. 3 UConn ... recorded third "5-5-5" game of season with nine points, team-high six assists and five rebounds at No. 25 DePaul ... poured in (then) career-high 17 points (7-8 FG, 2-2 FT), along with four assists, game-high three steals and three rebounds against Michigan ... grabbed game-high eight rebounds to go along with 10 points against Saint Joseph's (Pa.) ... posted game- and (then) career-high 22 points (career-best 8-10 FG, 4-5 3FG) with four assists at UCLA ... scored 18 points and tied career high with eight assists against Florida State; tallied five points in final 1:12 (jumper, 3 FT) to seal Irish victory ... tied for game-high honors with six assists at No. 21/22 Syracuse and also added five points and two steals ... narrowly missed first career double-double at No. 12/10 North Carolina, finishing with career highs of 24 points (16 in first half) and nine assists ... produced fourth "5-5-5" game of season with 15 points (5-9 FG, 5-5 FT), game-high six assists, five rebounds and three steals against No. 5/6 Tennessee ... impressive game against Wake Forest saw her score 18 points (7-10 FG, 4-5 FT), tie career high with four steals and just miss career high with eight assists ... another steady performance against Virginia with 12 points (5-7 FG), six rebounds, four assists and two steals ... nearly posted double-double in victory against No. 8/7 Louisville, tying career high with nine assists in addition to scoring nine points ... helped stoke fire on Senior Night victory against Pittsburgh, finishing with 13 points (6-8 FG) and game-high eight assists ... picked up another "5-5-5" game with eight points, five rebounds and six assists at N.C. State in regular-season finale ... filled up the stat sheet with another "5-5-5" game in NCAA first-round win over Montana, collecting nine points, game-high seven assists, five rebounds and two steals ... continued solid NCAA tournament effort and logged seventh "5-5-5" game of season (eight career) with 11 points, game-high seven assists (one turnover) and five rebounds in second-round win over DePaul ... recorded best game of career in NCAA Sweet 16 win over No. 14/17

THIS IS NOTRE DAME

2015-16 SEASON PREVIEW

THE FIGHTING IRISH


COACHES AND STAFF

OPPONENTS

2014-15 SEASON IN REVIEW

RECORDS

HISTORY



5.5 assists with a .576 field-goal percentage (19 of 31) and 2.75 assist/turnover ratio during two-game regional ... turned in balanced line in NCAA national championship game against No. 1 UConn with eight points, seven rebounds and game-high seven assists.

FRESHMAN SEASON (2013-14): Moved into starting point guard spot from day one, cracking lineup for all 38 games while averaging 6.2 points, 2.4 rebounds, 3.9 assists ad 1.3 steals per game ... led ACC in assist/turnover ratio (2.24) and ranked seventh in assists ... had 28 games with 0-2 turnovers ... set ND freshman single-season records for assists (150, topping Mary Gavin's mark of 116 in 1984-85), assist/turnover ratio (2.24; second-best in school history regardless of class and best since Niele Ivey's school-record 2.67 in 2000-01) and games started (38) ... ranked second all-time among ND freshman in assist average (best since Gavin's 4.5 avg. in '84-85) and games played, and third in minutes played (11 shy of Skylar Diggins' total in 2009-10) ... earned starting nod for season opener against UNC Wilmington, scoring 11 points (4-5 FG, including team's first five points of season) ... first ND rookie point guard to start opener since 1994 (Mollie Peirick at Seton Hall) ... played 31 minutes against No. 19/18 Michigan State, ending up with seven points, five assists and three steals ... scored 15 points (on season-high 7-10 FG) against Valparaiso ... tallied eight points (3-4 FG) and added season highs of seven assists, five rebounds and four steals at Penn ... piled up 13 points (6-8 FG) and six assists (one turnover) against No. 25 DePaul ... filled up the stat sheet with 11 points (4-4 FG), four rebounds, four assists, two steals and a block against Duquesne ... totaled eight points, four assists, three rebounds and three steals at Michigan ... had strong all-around game against Central Michigan, scoring 11 points (3-4 FG, 4-6 FT) and dishing out six assists (no turnovers) in addition to two steals and season-high two blocks ... scored 11 points (4-6 FG, 3-3 FT) and had four assists (one turnover) and two steals against Clemson ... nabbed five rebounds along with five assists vs. Boston College ... tallied eight points (3-3 FG, season-high 2-2 3FG) and three assists (no turnovers) at Pittsburgh ... put together arguably best game of rookie year to date against Miami with a season-high 16 points (5-6 FG, 5-5 FT), five assists (two turnovers) and three rebounds ... expertly managed offense against Virginia Tech with seven points (3-3 FG), season-high eight assists (one turnover) and three rebounds ... gave Irish good offensive production at No. 3 Duke, scoring 15 points (5-8 FG, 1-2 3FG, 4-5 FT) ... added two assists, two steals and three rebounds ... dished out six assists (one turnover) at Florida State ... scored six points (3-5 FG) and handed out three assists (no turnovers) at Boston College ... grabbed

Stanford with career-high 28 points (9-17 FG, 4-7 3FG, 6-6 FT), including 24 in the first half alone, adding in five rebounds and four assists — set career highs in field goals attempted (17) and three-pointers attempted (7) while tying career highs in field goals made (9), three-pointers made (4) and free throws made (6) ... had second monster game in a row (and eighth "5-5-5" game of season) in NCAA Elite Eight win over No. 5/6 Baylor with team-high 23 points (10-16 FG), seven assists (no turnovers), five rebounds and game-best (and career high-tying) four steals while playing all 40 minutes ... earned NCAA Oklahoma City Regional Most Outstanding Player honors after averaging 25.5 points, 5.0 rebounds and

ALLEN'S CAREER STATISTICS (ALL GAMES)

Season	GP-GS	Min.-Avg.	FG-FGA	Pct.	3FG-3FGA	Pct.	FF-FTA	Pct.	Off	Def	Tot	Avg	PF-DQ	A	T	B	S	Pts	Avg.
2013-14	38-38	1017-26.8	77-155	.497	15-42	.357	66-81	.815	11	79	90	2.4	81-0	150	67	9	49	235	6.2
2014-15	39-39	1211-31.1	155-297	.522	20-54	.370	76-89	.854	23	115	138	3.5	75-2	205	96	3	52	406	10.4
TOTALS	77-77	2228-28.9	232-452	.513	35-96	.365	142-170	.835	34	194	228	3.0	156-2	355	163	2	101	641	8.3

ALLEN'S CAREER STATISTICS (CONFERENCE GAMES)

Season	GP-GS	Min.-Avg.	FG-FGA	Pct.	3FG-3FGA	Pct.	FF-FTA	Pct.	Off	Def	Tot	Avg.	PF-DQ	A	T	B	S	Pts	Avg.
2013-14	16-16	447-27.9	33-65	.508	7-16	.438	26-30	.867	3	38	41	2.6	29-0	61	31	2	17	99	6.2
2014-15	16-16	511-31.9	58-115	.504	6-18	.333	32-39	.821	6	34	40	2.5	27-0	100	46	1	17	154	9.6
TOTALS	32-32	958-29.9	91-180	.506	13-34	.382	58-69	.841	9	72	81	2.5	56-0	161	77	3	34	253	7.9



season-high eight rebounds against Georgia Tech, along with four points, five assists and two steals ... strong all-around effort in regular-season home finale against No. 14/11 North Carolina with nine points (4-5 FG), game highs of five assists and three steals ... dished out game-high five assists in postseason debut against Florida State in ACC quarterfinals ... recorded game-high four assists in ACC title game win over No. 10 Duke ... efficiently piloted offense in NCAA debut against Robert Morris with game-high seven assists (one turnover) ... tied for second-most assists by ND rookie in NCAA game and most since 2010 (Diggins - 8 vs. Cleveland State in first round) ... registered game-high six assists (no turnovers), plus five points and four rebounds in NCAA Sweet 16 win over No. 21/18 Oklahoma State ... dropped in eight points (season-high 6-6 FT) with three rebounds and three assists (one turnover) in season high-tying 34 minutes of NCAA Elite Eight victory over No. 5/6 Baylor ... was cool at the helm for Fighting Irish in NCAA national semifinal win vs. No. 11/9 Maryland with nine points (2-3 FG, 5-7 FT), five assists (no turnovers) and three rebounds ... handed out team-high five assists (one turnover) and added two steals in NCAA national championship game against No. 1 Connecticut ... during NCAA Championship, averaged 4.7 assists per game (at least five assists in four of six outings) with remarkable 5.6 assist/turnover ratio (28 assists/five turnovers), ranking second in latter category among all players who saw action in more than one tournament game ... in last four games of NCAA tournament (Sweet Sixteen through national championship game), had 19 assists and just two turnovers (4.8 apg., 9.5 assist/turnover ratio) ... in nine postseason games (ACC and NCAA tournaments), averaged 4.3 assists per outing with 3.25 assist/turnover ratio.

2013 EUROPEAN TOUR: Played in all three games (starting once), averaging 10.3 points, 6.7 assists and 3.0 steals per contest while shooting .545 from the field ... registered double-double in tour-opening win over Barking Abbey with 16 points and 12 assists.

HIGH SCHOOL: Graduated with 4.04 cumulative GPA from St. John's College High School (combined record of 110-16, .873) in Washington, D.C., where she was coached by Jonathan Scribner ... career per-game statistical averages of 12.6 points, 5.2 rebounds and 5.8 assists ... as a senior in 2011-12, led St. John's College to a 27-1 record and Washington Catholic Athletic Conference (WCAC) championship (highest level of competition with no state tournament in Washington, D.C.), while averaging 16.0 ppg., 6.5 rpg. and 8.0 apg. ... scored game-high 28 points in WCAC championship game win (67-66) over Our Lady of Good Counsel ... as a junior in 2011-12, helped SJC to a 26-7 record and WCAC runner-up finish, while averaging 13.5 ppg., 4.2 rpg. and 6.0 apg. ... as a sophomore in 2010-11, paced team to 33-2 record as well as conference and city titles, averaging 14.0 ppg., 5.0 rpg. and 5.0 apg. along the way ... as a freshman in 2009-10, played in a reserve role, averaging 7.0 ppg. and 4.0 apg. while her team posted a 24-6 record ... posted career highs of 32 points (vs. Good Counsel in 2011), nine rebounds (twice), eight steals (vs. South Lakes in 2010) and 11 assists (vs. Forest Park in 2011) ... also has extensive AAU pedigree, capped by stint with Philly Belles and head coach Matt Dugan ... previously played with AAU programs Team Unique (2010-11), Fairfax Stars (2008-09) and Team Excel (2004-07).

PREP AWARDS/HONORS: 2013 McDonald's High School All-America Team selection (one of eight McDonald's All-Americans on 2015-16 Notre Dame roster) ... 2013 WBCA High School All-America Team selection ... 2013 *USA Today* All-USA First Team selection ... 2013 MaxPreps Second-Team All-America pick ... 2013 Gatorade Washington D.C. High School Player of the Year ... Three-time *Washington Post* All-Metro First Team selection (2011, 2012, 2013) ... four-time all-conference choice (first team in 2011, 2012, 2013; honorable mention in 2010) ... 2012 Boo Williams Invitational All-Tournament Team ... ranked among the top 25 by all major recruiting services, and as high as No. 18 in Class of 2013.

INTERNATIONAL COMPETITION: Member of 2012 USA Basketball Under-17 National Team (along with classmate Taya Reimer) that went 8-0 and captured the gold medal at the FIBA U17 World Championships in Amsterdam, Netherlands ... started alongside Reimer in all eight games for Team USA, averaging 4.4 points, 4.1 assists and 3.3 rebounds per game while shooting .560 from the field and .500 from the three-point line; finished as tournament leader in both assists and assist/turnover ratio (2.36) ... also participated in 2011 USA Basketball U16 National Team Trials.

PERSONAL DATA: Daughter of Lorna Wilson-Allen and Terrell Allen III ... youngest of three children ... fifth Maryland resident to play for Fighting Irish, and first since Baltimore native Brittany Mallory from 2007-12 ... currently enrolled in Notre Dame's top-ranked Mendoza College of Business as a management-consulting major ... in second year as participant in Notre Dame's renowned Rosenthal Leadership Academy (earned certificate of merit for participation in RLA during 2014-15 academic year) ... some other Fighting Irish players who have worn No. 15 include Renee Antolik, Carol Elliott and Kaila Turner.

ALLEN'S CAREER HIGHS

- Points:** 28 vs. Stanford (3/27/15)
- Rebounds:** 9 at Michigan State (11/19/14)
- Assists:** 9, twice (MR: vs. Louisville, 2/23/15)
- Field-Goals:** 10 vs. Baylor (3/29/15)
- Field-Goal Attempts:** 17 vs. Stanford (3/27/15)
- Three-Point Field-Goals:** 4, twice (MR: vs. Stanford, 3/27/15)
- Three-Point Field-Goal Attempts:** 7 vs. Stanford (3/27/15)
- Free-Throws:** 6, twice (MR: vs. Stanford, 3/27/15)
- Free-Throw Attempts:** 7 vs. Maryland (4/6/14)
- Steals:** 4, four times (MR: vs. Baylor, 3/29/15)
- Blocked Shots:** 2 vs. Central Michigan (12/22/13)
- Minutes Played:** 40, four times (MR: vs. Connecticut, 4/7/15)

MISCELLANEOUS

Double-doubles	0
Double-figure scoring games	25
Double-figure assist games	0
5-assist games	42
5-rebound games	16
5-steal games	0

THIS IS NOTRE DAME

2015-16 SEASON PREVIEW

THE FIGHTING IRISH

COACHES AND STAFF

OPPONENTS

2014-15 SEASON IN REVIEW

RECORDS

HISTORY



MADISON CABLE **22**
 #22
 Hometown: Mt. Lebanon, Pa.
 High School: Mt. Lebanon
 Guard • 5-10 • Grad.-3V

CAREER HONORS

2015: All-ACC Tournament Second Team.

OVERVIEW: Nicknamed "Maddie" ... approved for a fifth year of eligibility by Notre Dame's Faculty Board on Athletics in April 2015 after missing her freshman season (2011-12) with stress fractures in both feet ... one of the nation's elite "sixth women" whose toughness and relentless work ethic should serve as a model to help lead Irish in 2015-16 ... brings winning mentality and numerous intangibles to the table, providing remarkable leadership, success and value that dates back to her high school days — Cable's teams have posted a combined 222-20 (.917) record with seven NCAA or state high school semifinal appearances (leading to three titles and three runner-up finishes) in the last seven seasons she has been in uniform (2007-08 through 2014-15, excluding injury-plagued 2011-12 season at Notre Dame) ... versatile player who can play either backcourt position or on the wing ... fundamentally-sound athlete who has a well-developed basketball IQ and picks up strategy and new concepts quickly ... has excellent perimeter shooting eye and is creative off the dribble ... handles the ball well with either hand and is not afraid to attack the rim and get to the foul line ... also battles fearlessly against taller players in the paint as a rebounder and defender.

IN THE NOTRE DAME RECORD BOOK (THROUGH 2014-15):

Ranks second in school history with 444 career three-point field-goal percentage (Alicia Ratay shot NCAA-record .476 from 1999-2003) ... ranks third on Irish single-season three-point percentage chart (.476 in 2014-15).

SENIOR SEASON (2014-15): Played in all 39 games, starting six times ... registered career highs in nearly categories, including scoring (6.2 ppg.), rebounding (4.1 rpg.), steals (1.5 spg.), three-point percentage (ACC-leading .476) and free-throw percentage (.842) ... ranked third on Irish single-season three-point percentage list with best mark since Alicia Ratay's NCAA sophomore record .547 mark in 2000-01 ... in conference games, ranked second in ACC in three-point percentage and fifth in steals ... had nine double-figure scoring games, doubling her career total (9) from her first two seasons combined ... tied for team lead in steals with 59, making her the first Notre Dame player since 1980-81 to lead team in steals while playing primarily as a reserve (walk-on freshman guard Molly Ryan had team-high 39 thefts while starting twice in 28 games that season, ND's first as Division I program) ... scored 10 points on opening night against UMass Lowell ... snared eight rebounds against Holy Cross ... broke through with 12 points, four rebounds and three steals versus Harvard ... overcame cramping in both her calves to record first career double-double (20 points/11 rebounds) in first start of season at No. 25 DePaul — point total was one off career high, while she set career highs in field goals made (8) and field goals attempted (15) ... earned start against Michigan and had nine points, four rebounds and career-high (and game-best) four blocks ... scored nine points (3-6 FG, 2-2 3FG) and grabbed five rebounds at UCLA ... scrappy performance against Florida State featured team-high three steals, four points and five rebounds ... thrived in starting role against Boston College with perfect shooting day (4-4 FG, 2-2 3FG, 4-4 FT), ending with 14 points, four


rebounds and game-high three steals ... earned start at No. 12/10 North Carolina, collecting seven points and six rebounds ... came off bench with six points, five rebounds, three assists and two steals against No. 5/6 Tennessee ... was all over the court against Wake Forest, totaling a career-high six steals to go along with 12 points (4-6 FG, 3-3 3FG, 1-1 FT) and three rebounds; also had critical four-point play midway through second half (first four-point play for ND since Ashley Barlow at Syracuse on Jan. 30, 2010) — six steals against Wake Forest were most for ND player since Kaila Turner had seven against Alabama A&M on Dec. 19, 2012 ... flirted with double-double at Boston College, winding up with 11 points and game-high eight rebounds ... provided key spark off bench in win over No. 10/11 Duke, collecting nine points (3-7 3FG), six rebounds and game-high four steals — all three 3FG came during 19-4 first-half run that put ND ahead for good ... had near double-double at Georgia Tech with nine points (4-5 FG) and team-high 11 rebounds ... tallied seven points (5-5 FT) and two steals in victory over No. 8/7 Louisville ... earned starting nod on Senior Night against Pittsburgh, registering eight points (2-4 3FG) and two steals ... nearly perfect from field with 12 points (4-5 3FG), including three triples in 79-second span in second half to fuel win at N.C. State in regular-season finale ... perfect from the free throw line (career-best 8-8) in ACC Tournament quarterfinals against Miami, finishing with 13 points and seven rebounds ... wrapped up All-ACC Tournament Second Team honors by scoring 13 points (5-8 FG, 3-4 3FG) and grabbing four rebounds in ACC Tournament championship game win over No. 7/6 Florida State ... tied for game high honors with three steals to go along with three rebounds in NCAA Sweet 16 win over No. 14/17 Stanford ... contributed six points (2-2 FG, 1-1 3FG), six rebounds and two blocks in NCAA Elite Eight win over No. 5/6 Baylor; also delivered highlight-reel block racing back on defense to reject transition layup by BU's Nina Davis with less than six minutes remaining and Irish leading by six before hitting runner in lane with 57.9 seconds left to clinch win ... grabbed offensive rebound and buried game-winning shot with 19 seconds remaining to send the Irish past No. 3/4 South Carolina in the NCAA Final Four; was her only basket of the night, and one of her two rebounds.

JUNIOR SEASON (2013-14): Saw action in 37 games, averaging (then) career highs in points (5.5) and rebounds (3.4) per game ... would have ranked second in ACC in three-point field goal percentage (career- and team-high .463), but was short of minimum to qualify for ranking (1.0 3FGM/game) ... had six double-figure scoring games, doubling total from previous year ... scored eight points (3-5 FG, 2-3 3FG) and grabbed six rebounds against Valparaiso ... tied career high for fifth time with seven rebounds against No. 25 DePaul, along with seven points ... had career effort against UCLA, pouring in 21 points (7-8 FG, 5-6 3FG, 2-3 FT) in 25 minutes, connecting on first seven shots (including five 3FG) before missing final three-point try with 25 seconds left ... also grabbed five rebounds and dished out three assists ... registered career highs in points, field goals made, field goals attempted, three pointers made and three pointers attempted ... first Notre Dame player with five treys in a game since Skylar Diggins vs. Tennessee in 2012 ... scored four points and grabbed five rebounds against Central Michigan ... also tied career high for seventh time with one blocked shot ... clutch performer off bench at Oregon State with seven points (including buzzer-beating three-pointer at end of first half) while tying (then) career highs with seven rebounds and one block ... turned in second double-figure scoring effort of season (and fifth of career) with 13 points (5-7 FG, 3-5 3FG) and five rebounds against South Dakota State ... scored six points and claimed three rebounds against Boston College ... had nine points (5-6 FT), six rebounds and season-high three steals in homecoming game at

Pittsburgh ... gave Irish spark off bench at No. 11/10 Tennessee, scoring eight points in 2:31 span during second half to solidify ND comeback win ... finished with 12 points (4-7 FG, 3-4 3FG), four rebounds, three assists and three steals ... turned in fourth double-figure scoring effort of season with 10 points and six rebounds against Miami ... snared a career-high 13 rebounds (12 defensive) against Virginia Tech, while adding three points and three assists ... collected nine points and game highs of nine points and (season-best) four steals against Syracuse ... had four points and four rebounds at Boston College ... gritty effort in closing minutes against No. 14/11 North Carolina with seven points (2-4 FG) ... posted five points, two rebounds and two assists in ACC quarterfinal win over Florida State ... sparked in ACC semifinal victory over No. 14/17 North Carolina State with 10 points (career-high 5-6 FT) and game-high seven rebounds ... superb off bench in NCAA first-round win over Robert Morris with 13 points (5-9 FG, 3-4 3FG), game-high eight rebounds and two steals ... knocked down both of her shots (four points) against Arizona State in NCAA second-round victory ... another sterling effort off bench in NCAA Sweet 16 win over No. 21/18 Oklahoma State with eight points (3-5 FG) and career-high two blocks ... contributed two points and six rebounds in NCAA Elite Eight victory against No. 5/6 Baylor ... solid effort in NCAA national semifinal win over No. 11/9 Maryland with seven points (including three-pointer to beat halftime horn) and five rebounds ... collected two points, three rebounds and two assists in NCAA national championship game vs. No. 1 Connecticut.

2013 EUROPEAN TOUR: Started all three games, averaging 8.7 points, 3.0 rebounds and 1.7 steals per game with a .556 field goal percentage ... scored 13 points (6-8 FG) in tour-opening win at Barking Abbey ... tallied 11 points and three steals in victory over French All-Stars to close out tour.

SOPHOMORE SEASON (2012-13): Played in 34 games (starting three times) in her first full season, averaging 4.0 points and 3.0 rebounds per game with three double-figure scoring games ... earned starting nod in her college debut against No. 19/21 Ohio State at the Carrier Classic, collecting two points, three rebounds and two assists in 31 minutes ... missed next two games (UMass and Mercer) to rest recovering foot injuries ... returned to action in reserve role at No. 19/22 UCLA and delivered career-high seven points and two steals, including key theft and score in first half that sparked 15-2 run and gave Fighting Irish lead for good ... back in starting lineup at Central Michigan and pulled down career-best seven rebounds ... tied (then) career highs with seven points and seven rebounds against Utah State; also had career highs in assists (3), free throws (2) and blocks (1) and tied career highs in three-point field goals (1), three-point field goal attempts (3) and free throw attempts (2) ...



set numerous career highs against Alabama A&M, including points (13), assists (4), field goals made (4), field goals attempted (6), three-pointers made (3) and three-pointers attempted (4) ... in limited action against No. 22 Texas A&M, tied career high by going 2-of-2 at the foul line ... had seven points and six rebounds against No. 11 Purdue, including a three-pointer and offensive putback that stifled a first-half run by the Boilermakers ... packed stat sheet against Saint Francis (Pa.) with her first career "5-5-5" game, logging 10 points, six rebounds, career-high five steals and three assists in 20 minutes ... key contributor off the bench against Georgetown with nine points (career-high 4-4 FT) and six rebounds in 23 minutes; played much of game after taking flagrant elbow to mouth from GU's Vanessa Moore midway through first half ... almost perfect from the field against St. John's, making 5-of-6 shots, including career-high 3-for-3 from the three-point line, and tying personal best with 13 points ... enjoyed successful homecoming game at Pittsburgh, scoring eight points (4-6 FG) and tying career high with seven rebounds, plus nabbing two steals ... went 4-for-5 from the field (nine points) and grabbed four rebounds against Providence ... turned in another solid performance at No. 9 Tennessee, collecting nine points (4-6 FG) and five

THIS IS MORE DAME

2015-16 SEASON PREVIEW

THE FIGHTING IRISH

COACHES AND STAFF

OPPONENTS

2014-15 SEASON IN REVIEW

RECORDS

HISTORY

CABLE'S CAREER STATISTICS [ALL GAMES]

Season	GP-GS	Min.-Avg.	FG-FGA	Pct.	3FG-3FGA	Pct.	FT-FTA	Pct.	Off	Def	Tot	Avg.	PF-DQ	A	T	B	S	Pts	Avg.
2011-12			Did not play (injured)																
2012-13	34-3	554-16.3	49-106	.462	15-42	.357	22-31	.710	26	75	101	3.0	39-0	29	29	6	22	135	4.0
2013-14	37-0	535-14.5	71-139	.511	25-54	.463	37-46	.804	34	92	126	3.4	35-0	38	21	6	25	204	5.5
2014-15	39-6	828-21.2	85-188	.452	39-82	.476	32-38	.842	48	112	160	4.1	53-0	35	29	9	59	241	6.2
TOTALS	110-9	1917-17.4	205-433	.473	79-178	.444	91-115	.791	108	279	387	3.5	127-0	102	79	21	106	580	5.3

CABLE'S CAREER STATISTICS [CONFERENCE GAMES]

Season	GP-GS	Min.-Avg.	FG-FGA	Pct.	3FG-3FGA	Pct.	FT-FTA	Pct.	Off	Def	Tot	Avg.	PF-DQ	A	T	B	S	Pts	Avg.
2011-12			Did not play (injured)																
2012-13	15-1	243-16.2	21-43	.488	7-13	.538	6-8	.750	10	33	43	2.9	17-0	8	13	2	8	55	3.7
2013-14	16-0	195-12.2	22-52	.423	3-16	.188	13-16	.813	12	36	48	3.0	12-0	14	8	1	10	60	3.8
2014-15	16-4	358-22.4	39-81	.481	20-43	.465	12-16	.750	17	55	72	4.5	26-0	16	17	0	30	110	6.9
TOTALS	47-5	796-16.9	82-176	.466	30-72	.417	31-40	.775	39	124	163	3.5	55-0	38	38	3	48	225	4.8

rebounds ... made numerous plays at Villanova that didn't show up on stat sheet, most notably drawing charge from VU's leading scorer Laura Sweeney (her fifth foul) with 37.6 seconds left and Notre Dame leading by nine points ... chipped in four points and three rebounds at Seton Hall ... came two assists shy of posting second career "5-5-5" game with five points, five rebounds and three assists against No. 10/11 Louisville ... earned third start of career at Marquette, tying career high with seven rebounds ... had five points and two rebounds in 14 minutes at DePaul ... went 4-for-4 from the foul line in BIG EAST quarterfinal win over South Florida ... scored six points (4-4 FT) and grabbed three rebounds in BIG EAST semifinal win over No. 16/15 Louisville ... had two points, four rebounds and two assists in NCAA Championship debut, a first-round win over Tennessee-Martin ... scored seven points (2-2 FG, 1-1 3FG) and dished out two assists in NCAA Sweet 16 win over Kansas ... had four points and two steals in NCAA national semifinal game against No. 3 Connecticut.

FRESHMAN SEASON (2011-12): Did not play after suffering stress fractures in both feet.

HIGH SCHOOL: Graduated from Mt. Lebanon High School in Mt. Lebanon, Pennsylvania, where she was coached by Dori Oldaker ... helped the Blue Devils to a combined record of 114-14 (.891) in her career ... career per-game statistical averages of 12.3 points, 6.1 rebounds and 3.4 steals, scoring 1,571 total points ... led Mt. Lebanon to three consecutive Pennsylvania Class AAAA state championships in 2009, 2010 and 2011 (with a combined record of 85-8 in those three seasons), following a berth in the Class AAAA title game during her freshman season (2007-08) ... in those three championship seasons, she had per-game averages of 14.8 points, 6.9 rebounds and 4.0 steals ... MLHS was the first girls' Class AAAA champion to win three consecutive titles since that classification was added in 1984 (and just the seventh in state history across all classifications) ... as a senior in 2010-11, led the Blue Devils to 25-6 record and their third consecutive state championship, as well as a No. 24 national ranking by MaxPreps (No. 1 in state) ... averaged 17.4 points, 6.8 rebounds and 2.9 steals per game, while shooting 50 percent from the field (38 percent from three-point line) and 83 percent from foul line ... as a junior in 2009-10, helped Mt. Lebanon to 29-2 record, including season-ending 24-game winning streak, a No. 7 national ranking at season's end, according to MaxPreps (tops in state across all four classes) and second consecutive state championship, as well as a second Western Pennsylvania Interscholastic Athletic League (WPIAL) crown in a row ... averaged 15.0 ppg., 8.0 rpg., 5.0 spg., and 4.0 apg. ... nearly single-handedly led her team to the 2010 state title, scoring 30 points and adding nine rebounds, six steals, five assists and four blocks in a 70-43 championship game win over Archbishop Ryan ... as sophomore in 2008-09, helped team to a perfect 31-0 record, a No. 24 national ranking in the year-end MaxPreps poll (third in state and No. 1 in Class AAAA), the program's first state championship and WPIAL title while averaging 12.0 ppg., 6.0 rpg., 4.0 spg., and 3.0 apg. ... as freshman in 2007-08, was solid contributor on Class AAAA state runner-up squad that went 29-6 and was ranked 11th in the state; she averaged 6.0 ppg., 4.0 rpg., 2.0 spg. and 2.0 apg. ... MLHS also won four consecutive WPIAL Section 4 championships in Cable's career ... enjoyed considerable success on the AAU circuit, playing for the Western Pennsylvania Bruins and coach Kyra Kaylor ... averaged 26.0 ppg., in 2009-10, following similar offensive performances in 2008-09 (22.0 ppg.) and 2007-08 (18.0 ppg.).

PREP AWARDS/HONORS: *Parade* All-American (2011) ... Competed in FILA All-American Game (2011) ... Gatorade Pennsylvania High School Player of the Year (2011) ... Associated Press Pennsylvania

Class AAAA Player of the Year (2011) ... *Pittsburgh Post-Gazette* Player of the Year (2011) ... two-time *Pittsburgh Tribune-Review* Player of the Year (2010, 2011) ... two-time *Sporting News* preseason honorable mention All-American (2010, 2011) ... MaxPreps honorable mention All-American (2010) ... ESPN/*RISE Magazine* Underclassman All-America Team (2010) ... two-time first-team all-state selection (2010 2011) ... two-time ESPN/WTAE Female Basketball Player of the Year (2010, 2011) ... three-time first-team all-WPIAL pick (2009, 2010, 2011) ... three-time *Pittsburgh Post-Gazette* Fabulous Five selection (overall and south side in 2010 and 2011; south side in 2009) ... three-time first-team all-WPIAL Section 4 choice (2009, 2010, 2011) ... three-time Almanac Most Valuable Player (2009, 2010, 2011) ... first-team all-tournament team selection at 2009 Nike Tournament of Champions in Phoenix, Ariz. (appeared on cover of 2010 Nike Tournament of Champions media guide) ... ranked 52nd by ESPN Hoopgurlz ... ranked 68th by *Collegiate Girls Basketball Report* (16th among wings/small forwards) ... ranked 76th by *All-Star Girls Report* (14th among shooting guards) ... ranked 99th by Blue Star Basketball.

PERSONAL DATA: Daughter of Suzie and Dale Cable ... has two older sisters, Kassie and Jourdan ... sixth Pennsylvania resident to suit up for the Notre Dame women's basketball program ... first Fighting Irish women's basketball player to come from the Pittsburgh metro area since two-time honorable mention All-America wing Charel Allen (Monessen/Monessen HS) from 2004-08 ... has two unique talents — can juggle while riding a wave skateboard, and has a scream that sounds like a siren ... graduated in May 2015 from Notre Dame's College of Arts and Letters with her bachelor's degree in political science ... now enrolled in graduate studies at Notre Dame ... completed summer 2015 internship in front office of NHL's Pittsburgh Penguins, working closely with Chief Operating Officer, Travis Williams, as well as other members of the team's management and hockey operations staffs ... began college career wearing No. 5, but now dons the No. 22 Fighting Irish jersey previously worn by Brittany Mallory, Sherri Orosky, Comalita Haysbert and NCAA all-time three-point percentage leader Alicia Ratay, among others.

CABLE'S CAREER HIGHS

- Points:** 21 vs. UCLA (12/7/13)
- Rebounds:** 13 vs. Virginia Tech (1/30/14)
- Assists:** 4 vs. Alabama A&M (12/19/12)
- Field-Goals:** 8 at DePaul (12/10/14)
- Field-Goal Attempts:** 15 at DePaul (12/10/14)
- Three-Point Field-Goals:** 5 vs. UCLA (12/7/13)
- Three-Point Field-Goal Attempts:** 7 vs. Duke (2/16/15)
- Free-Throws:** 8 vs. Miami (3/6/15)
- Free-Throw Attempts:** 8 vs. Miami (3/6/15)
- Steals:** 6 vs. Wake Forest (2/1/15)
- Blocked Shots:** 4 vs. Michigan (12/13/14)
- Minutes Played:** 33 at DePaul (12/10/14)

MISCELLANEOUS

Double-doubles	1
Double-figure scoring games	18
20-point games	2
Double-figure rebound games	3
5-rebound games	38
5-assist games	1
5-steal games	2



HANNAH HUFFMAN **24**
 Hometown: Diablo, Calif.
 High School: Carondelet
 Guard • 5-9 • Sr-3V

CAREER HONORS

2015: ACC Academic Honor Roll. **2014:** ACC Academic Honor Roll.
2013: BIG EAST All-Academic Team.

OVERVIEW: Nicknamed "Huff" ... was one of Notre Dame's most improved players last season and developed into a reliable member of Irish second unit ... value was never more apparent than in closing seconds of NCAA Final Four win over South Carolina, when she came off bench to blanket USC's All-America guard and two-time SEC Player of the Year Tiffany Mitchell and prevent her from getting clean look at a game-winning shot, sending Notre Dame to its fourth NCAA title game in five years ... has non-stop motor and never gives up on any play ... one of strongest female student-athletes at Notre Dame ... blend of agility, physicality and bulldog mentality that makes her a valuable contributor at a number of court positions ... has spent time as both a post as a wing player during her career ... her versatility also is important in Notre Dame's varied offensive sets ... solid perimeter shooter and can take her opponents off the dribble.

JUNIOR SEASON (2014-15): Played in 37 games and set career highs in nearly every statistical category, including scoring (2.2 ppg.), field-goal percentage (.532), assists (1.0 apg.), steals (0.8 spg.) and minutes played (10.9 mpg.) ... totaled (then) career highs in points (8), field goals made (4) and field goals attempted (6) against UMass Lowell ... played important 11 minutes while team was in foul trouble at No. 15/17 Michigan State, tallying four rebounds and game-high three steals ... tied (then) career high with eight points (4-6 FG) against Chattanooga to highlight a productive game that also saw her grab three rebounds and dish out three assists ... grabbed career-high seven rebounds against Holy Cross ... scored in double figures for first time in career against Harvard with 12 points (4-6 FG, 4-4 FT), while matching career high with three steals and one block ... totaled game- and career-high four steals against Kansas, along with three rebounds and two points ... grabbed four rebounds and scored two points against No. 3 UConn ... made all three shots from the field against Michigan, winding up with six points and three rebounds ... key contributor off the bench at No. 21/22 Syracuse with six points, six rebounds, two assists and two steals in 19 minutes ... finished with seven points (3-5 FG), three rebounds and two steals versus Boston College ... filled every column on stat sheet with four points (2-3 FG), three assists, one rebound, one block and one steal at Clemson ... totaled a point, two rebounds, an assist and a steal versus Virginia in eight minutes of action ... contributed four points, two assists, a block, a steal and a rebound at Boston College (second time in five games she filled every column on box score) ... collected two points, career-high two blocks and an assist in regular-season finale at N.C. State ... tied season high with three assists in NCAA first-round win over Montana ... did bit of everything in NCAA Sweet 16 win over No. 14/17 Stanford with four points (2-2 FG), five rebounds, three assists, a block and a steal (fourth time she filled every column on box score) ... played key defense down the stretch in the NCAA Final Four win over No. 3/4 South Carolina, helping stifle USC All-American Tiffany Mitchell on final possession and prevent possible game-winning shot; also had two rebounds in five minutes.

SOPHOMORE SEASON (2013-14): Earned playing time in 32 games, averaging 1.1 points and 1.3 rebounds per game ... posted career highs with four assists, five rebounds (tied) and 23 minutes played in season opener against UNC Wilmington ... contributed four points and career high-tying five rebounds against Valparaiso ... tied career high with five rebounds against South Dakota State ... recorded first career blocked shot vs. Boston College ... had two points, one assist and one block at Pittsburgh ... collected two points, three rebounds and one steal in 20 minutes against Miami ... finished with two rebounds, two assists and career high-tying two steals against Syracuse ... made only shot attempt (two points) at No. 13/17 N.C. State ... tied season high with four points (2-2 FG) in ACC quarterfinal win over Florida

State ... matched career high with five rebounds (three offensive) and added two assists in ACC semifinal victory over No. 14/17 North Carolina State ... grabbed two rebounds in NCAA first-round win over Robert Morris ... tied season high with four points (2-2 FG) in NCAA national semifinal victory vs. No. 11/9 Maryland ... had two points and steal in closing moments of NCAA national championship game against No. 1 Connecticut.

2013 EUROPEAN TOUR: Played in all three games, averaging 2.7 points and 6.7 rebounds per contest (the latter figure ranking third on the team) ... had four points, 11 rebounds and three assists in tour-opening win over Barking Abbey ... collected two points and six rebounds in tour finale, the second of two victories over French All-Star Team.

FRESHMAN SEASON (2012-13): Appeared in 25 games in her first college season, averaging 1.9 points and 2.0 rebounds per game ... had (then) season highs of five points and five rebounds in college debut, a home-opening win over UMass ... played season-best 19 minutes against Mercer ... matched season high with five rebounds against Utah State, and also had season-best two steals in 11 minutes ... tied (then) season high with five points against Alabama A&M, while also adding two rebounds and two steals ... collected four points and two rebounds against Kansas State ... scooped up five rebounds (tying season high) and dished out season-best two assists against Saint Francis (Pa.) ... in first BIG EAST action of career, had two points and three rebounds in four minutes against Rutgers ... had six points (1-1 FG, season-high 4-4 FT) in five minutes against Georgetown ... tied (then) season bests with six points and five rebounds against Providence ... turned in best day of young career at Marquette, posting career highs of seven points (2-3 FG, 3-4 FT) and three assists in 17 minutes ... set new career standards at DePaul by going 3-for-5 from field en route to finishing with six points in eight minutes ... filled role nicely once again with two points and four rebounds at Providence ... scored first points of NCAA postseason career with late basket in five minutes of opening-round win over Tennessee-Martin ... scored two points and grabbed four rebounds in six minutes of NCAA Sweet 16 win over Kansas.

HIGH SCHOOL: Graduated from Carondelet High School in Concord, California, where she helped the Cougars to a combined record of 112-20 (.848) while playing for head coach Margaret Gartner ... career per-game statistical averages of 11.8 points, 4.5 rebounds, 3.5 assists and 2.7 steals ... challenged (and in many cases, topped) school's career records for points, rebounds, assists and steals, many of which were held by former Stanford/current WNBA center Jayne Appel ... helped team reach California Interscholastic Federation Division I (large school) state finals twice before falling to nation's top-ranked team (2009 - Brea Olinda HS, 2010 - Mater Dei HS) and also made Division I state semifinals once (2011) ... team also won two NorCal (Northern California) titles (2009, 2010) and three North Coast Section (NCS) titles (2009, 2010, 2012), while finishing as runners-up for both crowns in 2011 ... also won four East Bay Athletic League championships and posting a 55-1 league record in that time (2009-12) ... as a senior in 2011-12, paced Carondelet to 28-4 record while averaging 18.7 ppg., 7.1 rpg. and 2.4 spg., shooting .463 from the field and .796 from the foul line ... as a junior in 2010-11, helped Carondelet to 28-4 record and No. 20 national ranking by MaxPreps while averaging 16.3 ppg., 6.3 rpg., 3.6 apg., 3.5 spg. and 1.2 bpg. (led team in scoring assists and steals, finished second in rebounds and blocks) ... shot 53-percent from the floor, including 48-percent from three-point line, both of which also were team highs ... averaged 31.0 ppg. in final three games of state tournament, including a game-high 30 points in NorCal Division I championship game vs. Berkeley ... team also finished as runner-up at West Coast Christmas Jamboree (nation's largest high school tournament; fell by two points to Long Beach Poly in Platinum Division final) ... as sophomore in 2009-10, helped team to a 27-8 record while averaging 10.0 ppg., 4.2 rpg., 3.9 apg., and 2.3 spg., and shooting 48-percent from the field ... as freshman in 2008-09, contributed to 29-6 squad by averaging 9.0 ppg., 3.0 rpg., 3.0 apg. and 2.2 spg., with a 53-percent shooting accuracy from the field ... played for high-powered East Bay Xplosion AAU team and coach Mark Anger, with most notable summer tournament title during her career coming at 2009 Deep South Classic in Chapel Hill, North Carolina ... AAU program has produced numerous other former NCAA Division I and current WNBA players including Appel (Stanford/San Antonio Stars), Courtney Paris (Oklahoma/Tulsa Shock), Jacki Gemelos (USC/Chicago Sky) and Danielle

THIS IS NOTRE DAME

2015-16 SEASON PREVIEW

THE FIGHTING IRISH

COACHES AND STAFF

OPPONENTS

2014-15 SEASON IN REVIEW


RECORDS

HISTORY

Robinson (Oklahoma/San Antonio Stars), as well as Ashley Paris (Oklahoma) and Alex Cowlings (Loyola Marymount).

PREP AWARDS/HONORS: 2012 Women's Basketball Coaches Association (WBCA) honorable mention All-American ... two-time *Sporting News* honorable mention All-American (2011, 2012) ... one of five finalists for 2012 ESPNHS/Cal-Hi Sports California Miss Basketball honors ... 2012 MaxPreps California Division II Player of the Year ... two-time NorCal Preps/Rivals.com Northern California Player of the Year (2011, 2012) ... two-time consensus all-state selection (2011, 2012) ... four-time first-team all-state choice in her class by ESPNHS/Cal-Hi Sports ... two-time first-team all-region pick by NorCal Preps/Rivals.com (2011, 2012) ... 2012 *San Francisco Chronicle* Metro Player of the Year ... two-time *San Francisco Chronicle* Contra Costa/Tri-Valley Player of the Year (2011, 2012) ... two-time *San Francisco Chronicle* first-team all-metro selection (2011, 2012) ... three-time *Contra Costa Times* All-East Bay honoree (first team in 2011 and 2012; third team in 2010) ... two-time East Bay Athletic League Most Valuable Player (2011, 2012) ... four-time all-EBAL choice (first team in 2010, 2011 and 2012; second team in 2009) ... ranked 27th by *All-Star Girls Report* ... ranked 52nd by ESPN Hoopgurlz ... ranked 63rd by Blue Star Basketball ... ranked 91st by *Collegiate Girls Basketball Report*.

PERSONAL DATA: Daughter of Kim and Lon Huffman ... has younger brother, Joe ... father, Lon, in a 1986 graduate of Notre Dame and played golf for the Fighting Irish for three seasons (1984-86) under head coach Noel O'Sullivan, helping Notre Dame win four tournaments and finish in top three at Midwestern Collegiate Conference (now Horizon League) Championships all three years, including runner-up finish in 1986 ... seventh California resident to compete for the Notre Dame women's basketball program, and the first since 2007, when Rancho Cucamonga native Crystal Erwin graduated ... first full-time member of Fighting Irish from northern California since 1984, when Davis resident (and current NASA Deputy Administrator) Dava Newman played for Notre Dame (although in 1997, student manager Christy Grady, a Lodi native, supplemented an injury-riddled Fighting Irish roster by suiting up for a handful of postseason games during Notre Dame's run to its first NCAA Women's Final Four appearance) ... currently enrolled in Notre Dame's top-ranked Mendoza College of Business as a finance major ... has earned three conference academic honors in as many seasons, garnering spot on 2012-13 BIG EAST All-Academic Team before making ACC Academic Honor Roll the past two years (2013-14 and 2014-15) ... completed summer 2015 internship with Deloitte, the world's largest business professional services corporation, working out of the company's San Francisco Bay Area offices in their technology consulting division with one of Deloitte's Fortune 50 clients, Hewlett-Packard, as part of HP's pending split into two Fortune 50 companies (Hewlett-Packard Enterprise and HP Inc.) - also had opportunity to meet Deloitte Chief Executive Office Cathy Engelbert, the first female ever to hold CEO title at a "Big Four" professional services corporation and also a 1986 graduate of Lehigh University (where she was a walk-on basketball player for current Notre Dame head coach Muffet McGraw and was named Most Valuable Player of the 1986 East Coast Conference Tournament, won by McGraw's Lehigh squad that went 24-4 that season) ... some other Fighting Irish players who have worn No. 24 include Lindsay Schrader, Kathy Barron and Janice Crowe.



HUFFMAN'S CAREER HIGHS

- Points:** 12 vs. Harvard (11/24/14)
- Rebounds:** 7 vs. Holy Cross (11/23/14)
- Assists:** 4 vs. UNC Wilmington (11/9/13)
- Field-Goals:** 4, three times (MR: vs. Harvard, 11/24/14)
- Field-Goal Attempts:** 6, three times (MR: vs. Harvard, 11/24/14)
- Three-Point Field-Goals:** None
- Three-Point Field-Goal Attempts:** 1, five times (MR: vs. Pittsburgh, 2/26/14)
- Free-Throws:** 4, twice (MR: vs. Harvard, 11/24/14)
- Free-Throw Attempts:** 4, four times (MR: vs. Harvard, 11/24/14)
- Steals:** 4 vs. Kansas (11/30/14)
- Blocked Shots:** 2 at N.C. State (3/1/15)
- Minutes Played:** 25 vs. Quinnipiac (11/25/14)

MISCELLANEOUS

- Double-doubles0
- Double-figure scoring games.....1
- Double-figure rebound games0
- 5-rebound games11
- 5-assist games0

HUFFMAN'S CAREER STATISTICS (ALL GAMES)

Season	GP-GS	Min.-Avg.	FG-FGA	Pct.	3FG-3FGA	Pct.	FT-FTA	Pct.	Off	Def	Tot	Avg.	PF-DQ	A	T	B	S	Pts	Avg.
2012-13	25-0	210-8.4	17-38	.447	0-1	.000	13-14	.929	25	24	49	2.0	18-0	10	7	0	11	47	1.9
2013-14	32-0	225-7.0	13-31	.419	0-1	.000	8-17	.471	22	20	42	1.3	22-0	18	15	2	10	34	1.1
2014-15	37-0	402-10.9	33-62	.532	0-3	.000	14-17	.824	28	37	65	1.8	39-0	36	17	8	28	80	2.2
TOTALS	94-0	837-8.9	63-131	.481	0-5	.000	35-48	.729	75	81	156	1.7	79-0	64	39	10	49	161	1.7

HUFFMAN'S CAREER STATISTICS (CONFERENCE GAMES)

Season	GP-GS	Min.-Avg.	FG-FGA	Pct.	3FG-3FGA	Pct.	FT-FTA	Pct.	Off	Def	Tot	Avg.	PF-DQ	A	T	B	S	Pts	Avg.
2012-13	11-0	97-8.8	10-15	.667	0-1	.000	9-10	.900	10	11	21	1.9	9-0	5	3	0	4	29	2.6
2013-14	14-0	93-6.6	4-9	.444	0-1	.000	4-7	.571	5	5	10	0.7	11-0	5	8	2	4	12	0.9
2014-15	15-0	147-9.8	9-20	.450	0-1	.000	8-10	.800	5	14	19	1.3	11-0	15	6	4	8	26	1.7
TOTALS	40-0	337-8.4	23-44	.523	0-3	.000	21-27	.778	20	30	50	1.3	31-0	25	17	6	16	67	1.7



OVERVIEW: Quick, athletic perimeter player with high basketball IQ ... explosive with the ball and can drive the lane efficiently before finishing with contact ... solid outside shooter with range to the three-point line ... strong work ethic and competitive drive ... aggressive on-ball defender ... provides quality depth at both backcourt positions.

FRESHMAN SEASON (2014-15): Appeared in 28 games, averaging 3.1 points and 1.1 rebounds per game ... scored in double figures twice ... played team-high 22 minutes against UMass Lowell ... went 5-for-6 from beyond the three-point line (one off the Purcell Pavilion single-game record for three-pointers made) and finished with career-high 17 points against Chattanooga ... scored seven points (4-6 FT), grabbed six rebounds and dished out three assists against Holy Cross ... added nine points and game highs of seven assists (no turnovers) and four steals (both career highs) in victory over Quinnipiac ... had one of best games of rookie campaign with 13 points (3-5 3FG), three rebounds, three assists and two steals in career-high 24 minutes versus Boston College ... collected six points at Virginia Tech ... knocked down three-pointer in nine minutes of action on Senior Night against Pittsburgh ... had two points and two steals in NCAA Championship debut, a first-round win over Montana ... scored two points (1-2 FG) in closing minutes of NCAA Sweet 16 win over No. 14/17 Stanford.

HIGH SCHOOL: Graduated from St. Joseph High School (combined record of 86-17, .835) in Huntington, West Virginia, where she was coached by Shannon Lewis ... in her four prep seasons, St. Joseph never lost to a team from its home state ... four-year varsity starter who maintained career per-game statistical averages of 18.1 points, 7.3 rebounds, 6.1 assists and 4.4 steals with two quadruple-doubles ... as a senior in 2013-14, led St. Joseph to a 23-3 record and its fourth consecutive West Virginia Class A state title during her career, while averaging 20.3 points, 5.9 rebounds, 5.7 assists and 3.9 steals per game ... as a junior in 2012-13, helped St. Joseph to a 25-1 record and West Virginia Class A championship, collecting 21.7 ppg., 7.9 rpg., 6.9 apg. and 5.0 spg. along the way ... sparked in the 2013 Class A state tournament, averaging 17.0 ppg., 10.0 apg., 9.0 rpg. and 7.0 spg., and punctuated by a triple-double (12 points, 10 rebounds, 10 assists) in the state championship game victory over St. Mary's ... as a sophomore in 2011-12, paced team to 20-6 record and the Class A state championship, averaging 16.0 ppg., 8.8 rpg., 6.2 apg. and 4.9 spg. along the way ... as a freshman in 2010-11, played key role in first of team's three consecutive Class A state titles in her career and 18-7 season, averaging 14.2 ppg., 6.4 rpg., 5.6 apg. and 3.5 spg. ... played her AAU ball with West Virginia Thunder and head coach Scott Johnson ... helped team to 2010 AAU 13-and-under national championship, playing alongside Notre Dame classmate Kathryn Westfeld (pair combined for 28 of team's 53 points in title game win).

PREP AWARDS/HONORS: 2014 West Virginia State Player of the Year (chosen by West Virginia Sports Writers Association) ... two-time West Virginia Gatorade High School Player of the Year (2013, 2014) ... 2013 *Sporting News* preseason honorable mention All-America choice ... two-time EBA (Elite Basketball Academy) All-America pick (2012-13) ... four-time first-team all-state selection (2011-14) ... first-team all-state captain her final three years (2012-14) ... four-time West Virginia Class A All-Tournament Team honoree (2011-14) ... National Honor Society ... competed at USA

Basketball U16 National Team Trials in 2011 ... ranked No. 17 in Class of 2014 by Blue Star Basketball ... ranked No. 36 by Prospects Nation ... ranked No. 45 by Peach State Basketball/JumpOffPlus ... ranked No. 50 by *All-Star Girls Report* ... ranked No. 80 (four-star player) by espnW Hoopgurlz.

PERSONAL DATA: Daughter of Holli and Scott Johnson ... oldest of four children ... second West Virginia native to play for Notre Dame (Erica Solomon, 2008-10, was born in Charleston, but grew up in Detroit before family returned to Charleston after high school) ... attended same high school as 2015 NBA Rookie of the Year Andrew Wiggins (the No. 1 overall selection in the 2014 NBA Draft by the Cleveland Cavaliers, later traded to the Minnesota Timberwolves) ... spent part of her athletic career as a cheerleader before concentrating on basketball full-time ... currently enrolled in Notre Dame's top-ranked Mendoza College of Business but has not yet declared a major ... some other Fighting Irish players who have worn No. 14 include Devereaux Peters and Lisa Kuhns.

JOHNSON'S CAREER HIGHS

- Points:** 17 vs. Chattanooga (11/21/14)
- Rebounds:** 6 vs. Holy Cross (11/23/14)
- Assists:** 7 vs. Quinnipiac (11/25/14)
- Field-Goals:** 6 vs. Chattanooga (11/21/14)
- Field-Goal Attempts:** 9, three times (MR: vs. Boston College, 1/11/15)
- Three-Point Field-Goals:** 5 vs. Chattanooga (11/21/14)
- Three-Point Field-Goal Attempts:** 6 vs. Chattanooga (11/21/14)
- Free-Throws:** 4 vs. Holy Cross (11/23/14)
- Free-Throw Attempts:** 6 vs. Holy Cross (11/23/14)
- Steals:** 4 vs. Quinnipiac (11/25/14)
- Blocked Shots:** 1, four times (MR: vs. Kansas, 11/30/14)
- Minutes Played:** 24 vs. Boston College (1/11/15)

MISCELLANEOUS

- Double-doubles 0
- Double-figure scoring games 2
- 5-rebound games 1
- 5-assist games 1



JOHNSON'S CAREER STATISTICS (ALL GAMES)

Season	GP-GS	Min.-Avg.	FG-FGA	Pct.	3FG-3FGA	Pct.	FT-FTA	Pct.	Off	Def	Tot	Avg	PF-DQ	A	T	B	S	Pts	Avg.
2014-15	28-0	320-11.4	28-84	.333	11-34	.324	20-29	.690	7	25	32	1.1	33-0	25	18	4	14	87	3.1
TOTALS	28-0	320-11.4	28-84	.333	11-34	.324	20-29	.690	7	25	32	1.1	33-0	25	18	4	14	87	3.1

JOHNSON'S CAREER STATISTICS (CONFERENCE GAMES)

Season	GP-GS	Min.-Avg.	FG-FGA	Pct.	3FG-3FGA	Pct.	FT-FTA	Pct.	Off	Def	Tot	Avg.	PF-DQ	A	T	B	S	Pts	Avg.
2014-15	12-0	120-10.0	9-30	.300	5-13	.385	6-8	.750	5	6	11	0.9	12-0	5	5	0	4	29	2.4
TOTALS	12-0	120-10.0	9-30	.300	5-13	.385	6-8	.750	5	6	11	0.9	12-0	5	5	0	4	29	2.4

THIS IS NOTRE DAME

2015-16 SEASON PREVIEW

THE FIGHTING IRISH

COACHES AND STAFF

OPPONENTS

2014-15 SEASON IN REVIEW

RECORDS

HISTORY



OVERVIEW: Nicknamed "Mike" ... in second year as team captain, continuing to serve as a vocal leader on and off the floor for the Irish ... blended seamlessly into the starting lineup last year and emerged as one of the top three-point shooters in the ACC ... charismatic player that has been tremendous fit in the Notre Dame system ... embraces challenge of playing in big games ... multi-talented backcourt player with exceptional basketball IQ ... has tremendous range and efficiency with her three-point shot ... instinctive passer who sees the court well ... solid ball-handler with good feel for putting her teammates in position to succeed ... understands all the nuances of the game at both ends of the floor ... experience at Notre Dame will be beneficial to younger Irish players, particularly her sister, Marina, who joins roster this year (the first sister combination to play for Notre Dame women's basketball program in same season since Carol and Maggie Lally in 1978-79).

IN THE NOTRE DAME RECORD BOOK (THROUGH 2014-15): Ranks fifth in school history for career three-point field goals made (164) and three-point percentage (.394), as well as eighth in career three-point field goals attempts (416) ... one of only two Fighting Irish players (along with Alicia Ratay) to make 70 three-pointers in multiple seasons, ranking third and fifth on the Notre Dame single-season three-point field goals chart (75 in 2014-15; 72 in 2013-14) ... stands third and sixth on school single-season three-point attempts list (186 in 2014-15; 171 in 2013-14) ... ranks ninth on program's single-season three-point percentage rundown (.421 in 2013-14).

JUNIOR SEASON (2014-15): Team captain ... appeared in all 39 games, starting 38 times, while averaging 7.2 points and a career-high 2.4 assists per game ... ranked third in the ACC in three-point percentage (.403) and eighth in three-pointers made per game (1.9) ... ranked third on Notre Dame single-season list for three-pointers made (75) and attempted (186) ... had 15 games with at least three three-pointers, including six with at least four triples ... during conference play, ranked 15th in ACC in three-pointers made per game (1.7) ... nabbed career-high six rebounds and dished out game-best six assists against Chattanooga ... registered first career "5-5-5" game against Holy Cross with 11 points, career high-tying seven assists (no turnovers) and five rebounds, all in just 19 minutes ... dropped in four three-pointers and finished with 12 points against Quinnipiac ... went 5-for-7 from three-point range and scored 17 points while registering team-high four assists against Kansas ... scored 11 points and dished out three assists against No. 15/10 Maryland ... collected game-high six assists against Michigan ... scored 11 points, making all three of her second-half three-point attempts, at UCLA ... buried four three pointers at No. 21/22 Syracuse to finish with 12 points to go along with four rebounds ... tallied 11 points (3-6 3FG) against Boston College ... scored nine points (3-7 3FG), including clinching three-pointer with 2:41 remaining in key ACC road win at No. 12/10 North Carolina ... got Irish going in wire-to-wire victory over No. 5/6 Tennessee with pair of three-pointers in opening 3:02 ... collected eight points, four assists (no turnovers) and two steals against Georgia Tech ... dished out six assists (one turnover) at Clemson ... erupted for career-high 20 points (career high-tying 6-for-9 on three-pointers) and

added game-best five assists in win at Boston College — made five triples in first half, most for ND player in one half since Nov. 29, 2008 (Kellie Watson - first half vs. Michigan State) ... dished out game-high six assists in ACC Tournament championship game against No. 7/6 Florida State ... scored nine points and grabbed four rebounds in NCAA first-round win over Montana ... had game-high 19 points (5-7 3FG) in NCAA second-round win over DePaul; five treys were fourth-most by ND player in NCAA tourney game (most since Brittany Mallory's six triples vs. Oklahoma in 2011 Sweet 16) ... continued hot streak with 14 points (5-6 FG, 4-4 3FG) in first half of NCAA Elite Eight win over No. 5/6 Baylor; three-point percentage was best ever by ND player in NCAA tournament game ... totaled five points with game highs in assists (5) and steals (3) in NCAA Final Four win over No. 3/4 South Carolina ... scored nine points on a perfect 3-for-3 from three-point line in NCAA title game against No. 1 UConn ... shot staggering .750 from three-point line (15-for-20) in 2015 NCAA Championship, the fifth-highest cumulative three-point percentage by one player in a single tournament in NCAA postseason history.

SOPHOMORE SEASON (2013-14): Played in all 38 games, including first career start (Jan. 23 vs. Miami) ... averaged career-high 8.6 points, 2.2 assists and 1.3 rebounds per game ... ranked fourth in ACC in three-point percentage (.421) and 11th in three-pointers made (1.9) ... piled up career-best 17 double-figure scoring games ... at the time, ranked fourth (now fifth) on ND single-season three-pointers list (72), fifth (now sixth) on single-season three-point attempts list (171), and eighth (now ninth) on school's single-season three-point percentage chart (.421) ... made multiple three-pointers in 23 games, including seven games with at least four triples ... set several career highs in season opener against UNC Wilmington, including new personal bests for points (19), field goals made (7), field goal attempts (13), free throws made (4 - tied), free throw attempts (5) and minutes played (27) ... also had six assists, one off career high ... had 11 points and four assists against Valparaiso ... tallied third double-figure scoring effort of season at Penn, totaling 13 points (5-9 FG, 2-3 3FG) ... collected 12 points (5-8 FG, 2-3 3FG) and three assists in win over Duquesne ... valuable contributor at No. 10/11 Penn State with nine points, including eight in a row (jumper, back-to-back 3FG) during a two-minute span in second half when PSU had closed to within 10 points midway through period ... tied career high with seven assists and set career high with four steals against UCLA ... added eight points and two boards ... had career day from behind the arc at Michigan (4-8 3FG) to highlight fifth double-digit scoring effort of season ... finished with 14 points, three assists and career-high two blocks ... deadly accurate against Central Michigan, scoring 17 points (6-8 FG, 4-5 3FG) ... tied career high in three-pointers made and minutes played (27) ... added six assists and two steals ... blistered nets for 18 points (6-9 FG, 5-6 3FG) against Boston College ... five three-pointers were career high and one off the arena record ... turned in another deadly performance from behind the arc at Pittsburgh, going 4-for-5 from three to finish with 13 points (4-6 FG) and five assists (one turnover) ... punctuated ND comeback win at No. 11/10 Tennessee, nailing pair of three-pointers 29 seconds apart midway through second half ... finished with 15 points (5-10 FG, 3-7 3FG, 2-2 FT), three assists and two rebounds ... got starting nod vs. Miami in place of injured Jewell Loyd, totaling 10 points, three assists and two steals in career-high 29 minutes ... returned to reserve role at No. 8/6 Maryland and scored 13 points (4-7FG, 3-6 3FG, 2-2 FT), including

critical three-pointer with 3:18 left to give ND four-point advantage ... dropped in eight points (3-6 FG, 2-5 3FG) at No. 3 Duke ... shot early and often against Syracuse, finishing with 18 points (career-high 6-of-14 3FG), including flurry of three triples in span of 1:09 during first half ... six 3FG tied Purcell Pavilion record, while 14 3FG attempts were one off both the school and arena records ... dropped in 10 points and grabbed three rebounds against Georgia Tech ... had season high-tying four rebounds against No. 14/11 North Carolina ... canned 4-of-6 three-pointers (12 points) and dished out four assists in ACC quarterfinal win over Florida State ... chalked up 10 points (4-6 FG, 2-3 3FG) in ACC semifinal victory over No. 14/17 North Carolina State ... contributed seven points (2-5 3FG) in ACC title game win over No. 10 Duke ... led way with game-high 16 points (6-7 FG, 4-5 3FG) in NCAA first-round win over Robert Morris — best overall shooting day by ND player in NCAA tournament since 2001 (Ruth Riley - 6-6 vs. Alcorn State) ... fueled first-half comeback in NCAA national championship game vs. No. 1 Connecticut, sinking pair of three-pointers on the way to finishing with 10 points.

2013 EUROPEAN TOUR: Played in all three games (starting twice) and ranking third on the team at 12.3 points per game ... connected at .474 clip from the three-point line (9-of-19) ... shredded Barking Abbey for game-high 24 points (9-18 FG, 6-12 3FG) and seven rebounds in tour-opening win ... chalked up 10 points and game-best four steals in first of two wins over French All-Star Team.

FRESHMAN SEASON (2012-13): Appeared in 30 games during her rookie season, averaging 3.0 points and 1.3 assists per game and scoring in double figures three times ... dropped in 10 points (2-6 3FG) and added three assists in college debut, a home-opening win over UMass ... posted five assists and four rebounds in 24 minutes against Mercer ... came off bench to drill three-pointer in first-half action at Central Michigan ... missed four games after suffering ankle injury in practice Dec. 6 ... returned from injury to nail a three against No. 11 Purdue in 13 minutes of action ... had most productive game of young career against Saint Francis (Pa.), scoring a season-high 18 points (6-12 FG, 2-4 3FG, 4-4 FT) and dishing out a season-best seven assists (one turnover) in 22 minutes ... made splash in her BIG EAST debut at No. 1 Connecticut, scoring 11 points (season-high 3-4 3FG), including two first-half treys as Irish built nine-point lead on way to first-ever road win over a top-ranked opponent ... scored three points in 11 minutes of overtime win at South Florida, making game-clinching free throw with 6.1 seconds left in overtime ... had three points and two assists at Pittsburgh ... tallied eight points, season-high five rebounds and four assists against Providence ... canned pair of three-pointers in first half at No. 9 Tennessee, finishing with six points in nine minutes as Irish earned first-ever road win over Lady Vols

... scored five points, dished out two assists and added two steals in 16 minutes against No. 10/11 Louisville ... scored six points and grabbed three rebounds in 12 minutes at Marquette ... handed out four assists at Providence, while collecting three rebounds and two points ... saw time in all five NCAA Championship contests for Notre Dame, recording single assists in first-round (Tennessee-Martin) and Sweet 16 (Kansas) wins.

HIGH SCHOOL: Graduated from Manasquan High School in Manasquan, New Jersey, where she was coached by Felix Romero, after spending her freshman season at St. John Vianney High School in Holmdel, New Jersey ... combined career per-game statistical averages (both schools) of 19.8 points and 4.9 assists ... scored 2,123 points in her prep career, ranking fourth all-time among players from the Shore Conference, and making her the first 2,000-point scorer from the Shore since 1993, when Christie Pearce (Rampone) reached that milestone for Point Pleasant Boro before electing to devote her energy full-time to soccer (Rampone has more than 250 caps with the U.S. Women's National Team, including five FIFA Women's World Cup and four Olympic appearances, helping the Americans to the 1999 and 2015 World Cup titles and Olympic gold medals in 2004, 2008 and 2012) ... career per-game statistical averages in three seasons at Manasquan of 22.4 points, 8.2 rebounds and 4.9 assists ... led the Shore Conference in scoring as both a sophomore and junior ... as a senior in 2011-12, averaged 17.0 ppg., 6.2 rpg., 5.4 apg. and 2.8 spg., while leading Manasquan to a 32-2 record, a No. 17 national ranking in the final USA Today Super 25 poll, the New Jersey State Interscholastic Athletic Association (NJSIAA) Group III state title and the NJSIAA Tournament of Champions crown (across all groups/classes) ... became one of only handful of New Jersey girls' players ever to win two Tournament of Champions titles at different schools ... had three 20-point outings in the state tournament and capped by a 26-point performance in the Tournament of Champions final against Gill St. Bernard's ... as a junior in 2010-11, averaged 23.4 ppg., 9.0 rpg., 5.9 apg. and 3.8 spg., while knocking down 42 three-pointers and .883 from the free throw line ... as sophomore in 2009-10, averaged 26.9 ppg., 9.5 rpg. and 3.4 apg. with .821 free throw percentage ... played her freshman season (2008-09) at St. John Vianney, averaging 12.0 ppg. and 5.0 apg., while helping team win NJSIAA Tournament of Champions ... also sparked on the AAU circuit, playing for New Jersey Demons and coach Rich Leary ... program won four state-level AAU tournaments and finished second once in summer of 2011.

PREP AWARDS/HONORS: 2012 McDonald's and Women's Basketball Coaches Association (WBCA) High School All-America selection ... finished second in Powerade Jam Fest Girls' 3-Point Shootout at McDonald's High School All-America Game in Chicago, narrowly losing in

MABREY'S CAREER STATISTICS (ALL GAMES)

Season	GP-GS	Min.-Avg.	FG-FGA	Pct.	3FG-3FGA	Pct.	FT-FTA	Pct.	Off	Def	Tot	Avg	PF-QD	A	T	B	S	Pts	Avg.
2012-13	30-0	320-10.7	32-100	.320	17-59	.288	10-13	.769	10	18	28	0.9	17-0	38	36	4	9	91	3.0
2013-14	38-1	760-20.0	115-262	.439	72-171	.421	24-33	.727	4	46	50	1.3	43-0	83	54	4	33	326	8.6
2014-15	39-38	885-22.7	93-243	.383	75-186	.403	19-20	.950	10	64	74	1.9	40-0	92	52	3	34	280	7.2
TOTALS	107-39	1965-18.4	240-605	.397	164-416	.394	53-66	.803	24	128	152	1.4	100-0	213	142	11	76	697	6.5

MABREY'S CAREER STATISTICS (CONFERENCE GAMES)

Season	GP-GS	Min.-Avg.	FG-FGA	Pct.	3FG-3FGA	Pct.	FT-FTA	Pct.	Off	Def	Tot	Avg.	PF-QD	A	T	B	S	Pts	Avg.
2012-13	15-0	187-12.5	16-55	.291	8-32	.250	6-9	.667	5	13	18	1.2	10-0	19	18	3	7	46	3.1
2013-14	16-1	316-19.8	43-102	.422	33-78	.423	10-14	.714	1	21	22	1.4	15-0	25	26	1	11	129	8.1
2014-15	16-15	351-21.9	35-99	.354	27-80	.338	4-4	1.000	3	25	28	1.8	17-0	33	15	1	16	101	6.3
TOTALS	47-16	854-18.2	94-256	.367	68-190	.358	20-27	.741	9	59	68	1.4	42-0	77	59	5	34	276	5.9

THIS IS NOTRE DAME

2015-16 SEASON PREVIEW

THE FIGHTING IRISH

COACHES AND STAFF

OPPONENTS

2014-15 SEASON IN REVIEW

RECORDS

HISTORY

final, 17-16 ... 2012 Gatorade New Jersey High School Player of the Year ... 2012 ESPN Hoopgurlz Eastern All-Star Team ... two-time all-state selection (first team in 2012, second team in 2011) ... two-time all-metro (tri-state) first-team pick (2011, 2012) ... two-time *Coast Star* Offensive Player of the Year (2011, 2012) ... was near-consensus player of the year selection in 2012 by *Newark Star-Ledger*, *MSG Varsity* and *Asbury Park Press*, in addition to *Coast Star* ... 2010 *Newark Star-Ledger* Sophomore of the Year ... four-time all-region choice (2009-12) ... four-time all-conference selection (2009-12) ... made all-star teams at two AAU tournaments in summer of 2011 (U.S. Junior Nationals in Washington, D.C., and Lady Choz Festival), and was named to ESPN Hoopgurlz "Best of the Summer 2011" ... ranked 20th by Blue Star Basketball ... ranked 33rd by ESPN Hoopgurlz ... ranked 36th by *All-Star Girls Report* ... ranked 76th by *Collegiate Girls Basketball Report*.

INTERNATIONAL COMPETITION: Member of 2012 USA Basketball Under-18 National Team that went 5-0 and won the gold medal at the FIBA Americas U18 Championship in Gurabo, Puerto Rico ... appeared in all five games (started four times), averaging 12.8 points, 4.8 assists and 4.0 rebounds per game with .500 three-point percentage (16-of-32) and .489 overall field goal percentage (23-of-47) while scoring in double figures four times, including 14 points in gold-medal game against Brazil (3 3FG in 19-0 run that erased early 11-point deficit) ... led all players in the eight-team tournament in assists, assist-to-turnover ratio (2.67) and three-pointers per game (3.2) ... stamped name all over the USA Basketball U18 record books, setting new single-game record with 10 assists in win over the Dominican Republic, and tying another U.S. U18 record with an .833 three-point percentage (5-of-6) in victory over Colombia ... also tied second-best tournament-long assist average (4.8) and three-point percentage (.500) by a USA Basketball player.

PERSONAL DATA: Last name is pronounced MAY-bree ... daughter of Patti and Roy Mabrey ... second of five siblings ... younger sister, Marina, is a freshman on the Notre Dame women's basketball team (the third sister combination to play for Notre Dame, and the first to do so in the same season since Carol and Maggie Lally during the program's first two varsity seasons of 1977-78 and 1978-79 — Sheila and Sara Liebscher are the other sister combination to play for the Fighting Irish, Sheila from 1979-81 and Sara from 1987-91) ... the Mabreys also are one of three sister duos on Notre Dame athletic teams in 2015-16 — the Fighting Irish women's soccer team features two sets of sophomore twins (Monica and Sabrina Flores from Livingston, New Jersey, and Kaitlin and Taylor Klawunder from Coto de Caza, California) ... the Mabreys' older brother, Roy played basketball from 2011-15 at Saint Anselm College in Manchester, New Hampshire ... the Mabreys are among 10 New Jersey residents to join the Notre Dame women's basketball program, and first in nearly two decades (Fighting Irish All-America guard/Turnersville native Karen Robinson played from 1987-91, followed by Keyport product Audrey Gomez from 1991-93) ... talented cook (named Chef of the Month at her high school) ... currently enrolled in Notre Dame's College of Arts and Letters as a film, television and theater major (television studies concentration) ... in second year as team representative on Notre Dame Student-Athlete Advisory Council (SAAC) ... earned certificate of merit for her participation in Notre Dame's Rosenthal Leadership Academy in 2014-15 ... some other Fighting Irish players who have worn No. 23 include Melissa Lechlitner and Stacy Fields, while current associate coach/recruiting coordinator Niele Ivey wore the number as a freshman (1996-97).

MABREY'S CAREER HIGHS

- Points:** 20 at Boston College (2/8/15)
- Rebounds:** 6 vs. Chattanooga (11/21/14)
- Assists:** 7, three times (MR: vs. Holy Cross, 11/23/14)
- Field-Goals:** 7 vs. UNC Wilmington (11/9/13)
- Field-Goal Attempts:** 14, twice (MR: vs. Syracuse, 2/9/14)
- Three-Point Field-Goals:** 6, twice (MR: at Boston College, 2/8/15)
- Three-Point Field-Goal Attempts:** 14 vs. Syracuse (2/9/14)
- Free-Throws:** 4, twice (MR: vs. UNC Wilmington, 11/9/13)
- Free-Throw Attempts:** 5 vs. UNC Wilmington (11/9/13)
- Steals:** 4, twice (MR: vs. UMass Lowell, 11/14/14)
- Blocked Shots:** 2 at Michigan (12/14/13)
- Minutes Played:** 41 at DePaul (12/10/14)

MISCELLANEOUS

Double-doubles	0
Double-figure scoring games.....	31
20-point games.....	1
5-assist games	13
5-steal games.....	0





CAREER HONORS

2015: ACC Academic Honor Roll.

OVERVIEW: Nicknamed "Coco" ... did not play last season while recovering from shoulder surgery during summer of 2014, thus retaining three years of athletic eligibility ... became crucial contributor in practice last season and showed significant growth in all facets of her game, which should translate during her return to game action in 2015-16 ... powerful player on the blocks ... has good size and footwork, part of solid fundamental base ... has soft hands and finishes well around the basket, particularly with contact ... keeps defenses honest with a jumper that extends to foul line ... adds another layer of depth to already-strong Notre Dame playing rotation.

SOPHOMORE SEASON (2014-15): Did not play while recovering from shoulder surgery during summer of 2014.

FRESHMAN SEASON (2013-14): Played in 32 games, averaging 2.0 points and 0.9 rebounds per contest ... ranked second on team with .560 field-goal percentage ... made solid college debut in opener against UNC Wilmington with nine points (4-5 FG) and four rebounds ... contributed six points (3-4 FG) and three rebounds against Valparaiso ... scored four points and blocked two shots (first of her career) against UCLA ... handed out season-high two assists at Michigan ... totaled six points (3-4 FG) against Central Michigan ... added eight points (3-4 FG) against South Dakota State ... scored six points and had two rebounds against Boston College ... tallied four points (2-4 FG), two rebounds and an assist at Pittsburgh ... totaled five points (2-4 FG) and two rebounds against Virginia Tech ... collected two points and two rebounds against Syracuse ... made only shot (two points) in win against No. 14/11 North Carolina ... grabbed two rebounds in regular season finale at No. 13/17 North Carolina State ... scored first postseason points of career with basket (and assist) in ACC quarterfinal win over Florida State ... had two points (1-1 FG) and a blocked shot in NCAA Tournament debut (first-round win over Robert Morris).

2013 EUROPEAN TOUR: Played in all three games, averaging 2.0 points and 3.3 rebounds per contest ... tallied six points and seven rebounds in tour-opening win over Barking Abbey.

HIGH SCHOOL: Graduated from Buford High School in Buford, Georgia, where she attended her final two years and was coached by Gene Durden ... spent her first two prep seasons at Greater Atlanta Christian School in Norcross, Georgia ... combined career per-game statistical averages of 13.1 points and 6.4 rebounds ... saw limited action as a senior due to shoulder injury ... as a junior in 2011-12, was instrumental in Buford's run to the Georgia Class 2A state championship game and regional title with a 22-8 record, averaging 10.6 ppg. and 6.0 rpg. ... as a sophomore in 2010-11 at GACS, helped her team to a spot in the Class 2A title contest and a 17-7 record while averaging 15.5 ppg. and 6.8 rpg. ... also helped GACS to 20-5 record, Class 2A state

semifinals and a regional championship as a freshman in 2009-10, when she logged her career scoring high (28 points) ... experienced great deal of success on the AAU circuit with Georgia ICE and head coach Antonio Davis (a 16-year NBA veteran who was originally drafted by the Indiana Pacers in 1990 and also spent time with the Toronto Raptors, Chicago Bulls and New York Knicks) ... helped Georgia ICE to the summer 2009 age-group state and national titles ... was AAU teammate of Lexie Brown (formerly at Maryland, now at Duke), Diamond DeShields (formerly at North Carolina, now at Tennessee) and Kaela Davis (formerly at Georgia Tech, now at South Carolina).

AWARDS/HONORS: 2012 Associated Press honorable mention all-state pick ... three-time all-region/metro choice (2010, 2011, 2012) ... ranked No. 32 in Class of 2013 by Peach State Basketball/JumpOffPlus ... ranked No. 39 by ESPN Hoopgurlz ... ranked No. 44 by Blue Star Basketball ... ranked No. 48 by *All-Star Girls Report*.

PERSONAL DATA: Daughter of Nanette and Herb Nelson ... oldest of three children ... third player from state of Georgia to play for Notre Dame, and the second in recent years following Atlanta guard Fraderica Miller (2008-12), who helped the Fighting Irish reach the 2011 and 2012 NCAA national championship games ... was member of high school's Student-Athlete Leadership Team (SALT) ... attended same high school as Notre Dame sophomore quarterback Montgomery VanGorder (son of Fighting Irish defensive coordinator Brian VanGorder) ... currently enrolled in Notre Dame's College of Arts and Letters as a design major (visual communication design concentration) ... earned spot on 2014-15 ACC Academic Honor Roll ... wore No. 5 as a freshman, but switched to No. 21 prior to the 2014-15 season in honor of her late brother, Jeremy ... some other Fighting Irish players who have worn No. 21 include a quartet of All-Americans - Kayla McBride, Natalie Novosel, Jacqueline Batteast and current associate coach Beth (Morgan) Cunningham.

NELSON'S CAREER HIGHS

- Points:** 9 vs. UNC Wilmington (11/9/13)
- Rebounds:** 4 vs. UNC Wilmington (11/9/13)
- Assists:** 2 at Michigan (12/14/13)
- Field-Goals:** 4 vs. UNC Wilmington (11/9/13)
- Field-Goal Attempts:** 8 vs. Boston College (1/10/14)
- Three-Point Field-Goals:** None
- Three-Point Field-Goal Attempts:** None
- Free-Throws:** 2, twice (MR: vs. South Dakota State, 1/2/14)
- Free-Throw Attempts:** 3, twice (MR: vs. South Dakota State, 1/2/14)
- Steals:** 1 at Florida State (2/6/14)
- Blocked Shots:** 2 vs. UCLA (12/7/13)
- Minutes Played:** 14 vs. UNC Wilmington (11/9/13)

MISCELLANEOUS

Double-doubles	0
Double-figure scoring games	0
5-rebound games	0

NELSON'S CAREER STATISTICS (ALL GAMES)

Season	GP-GS	Min.-Avg.	FG-FGA	Pct.	3FG-3FGA	Pct.	FT-FTA	Pct.	Off	Def	Tot	Avg	PF-DQ	A	T	B	S	Pts	Avg.
2013-14	32-0	129-4.0	28-50	.560	0-0	.000	9-17	.529	9	21	30	0.9	39-1	7	17	3	1	65	2.0
2014-15	Did not play (injured)																		
TOTALS	32-0	129-4.0	28-50	.560	0-0	.000	9-17	.529	9	21	30	0.9	39-1	7	17	3	1	65	2.0

NELSON'S CAREER STATISTICS (CONFERENCE GAMES)

Season	GP-GS	Min.-Avg.	FG-FGA	Pct.	3FG-3FGA	Pct.	FT-FTA	Pct.	Off	Def	Tot	Avg.	PF-DQ	A	T	B	S	Pts	Avg.
2013-14	14-0	48-3.4	9-23	.391	0-0	.000	2-4	.500	4	8	12	0.9	11-0	1	4	0	1	20	1.4
2014-15	Did not play (injured)																		
TOTALS	14-0	48-3.4	9-23	.391	0-0	.000	2-4	.500	4	8	12	0.9	11-0	1	4	0	1	20	1.4

THIS IS NOTRE DAME

2015-16 SEASON PREVIEW

THE FIGHTING IRISH

COACHES AND STAFF

OPPONENTS

2014-15 SEASON IN REVIEW

RECORDS

HISTORY

TAYA REIMER
 Hometown: Fishers, Ind.
 High School: Hamilton Southeastern
 Forward • 6-4 • Jr.-2V

12

CAREER HONORS

2015: All-ACC Tournament Second Team ... ACC Academic Honor Roll. **2014:** ACC Newcomer Watch List (*Blue Ribbon Panel/Coaches*) ... ACC Academic Honor Roll.

OVERVIEW: One of three captains for Fighting Irish in 2015-16 ... starter and vital contributor among one of the top collections of post players in the country ... took her game to new heights in second half of last season, particularly in the ACC and NCAA tournaments ... earned silver medal (her fourth international medal) during summer of 2015 with Team USA at Pan American Games in Toronto (one of seven Fighting Irish players on this year's roster with USA Basketball experience) ... athletic and versatile post player ... can battle on the blocks or step out to perimeter to stretch defenses ... long frame makes her a true asset on defense as both a rebounder and shot blocker ... quickness allows her to be a weapon in either transition or half-court game.

SOPHOMORE SEASON (2014-15): Played in 37 games, starting 35 times ... averaged career highs of 10.2 points and 6.1 rebounds per game with .516 field-goal percentage, 1.2 blocks per game and two double-doubles (narrowly missed nine other double-doubles by just two points and/or two rebounds) ... scored in double figures career-high 19 times ... ranked seventh in ACC in field-goal percentage, 11th in blocks and 18th in rebounding ... during conference play, ranked 12th in ACC in field-goal percentage ... totaled 10 points, seven rebounds and three assists versus Chattanooga ... filled up stat sheet with eight points, 10 rebounds and career high-tying four blocks against Holy Cross ... scored game-high 14 points against Harvard ... had near double-double against Quinnipiac with 12 points (4-4 FG, 4-5 FT) and eight rebounds ... filled the scoring of injured teammate Brianna Turner nicely against No. 15/10 Maryland by scoring a career-high 21 points (7-9 FG, 7-9 FT) in 23 minutes ... tallied first double-double of the season with 15 points (6-10 FG) and season-high 11 rebounds at No. 25 DePaul ... totaled nine points (4-5 FG) and team high-tying six rebounds against Florida State ... posted 10 points and four rebounds at No. 21/22 Syracuse ... did not play against Miami or Boston College for personal reasons ... returned to action in reserve role at No. 12/10 North Carolina, tallying four points and seven rebounds in 20 minutes ... re-entered starting lineup against No. 5/6 Tennessee and played pivotal role with near double-double, collecting nine points (4-6 FG) and game-high 10 rebounds ... proved to be a tough post presence for second game in a row with 19 points (8-15 FG), eight rebounds (all defensive) and four assists in career-high 36 minutes against Georgia Tech ... narrowly missed another double-double with 10 points and eight rebounds at Clemson ... came within a point of another double-double at Virginia Tech, finishing with nine points, game-high 10 rebounds and season high-tying two steals ... delivered 11 points and six rebounds in just 20 minutes of road win at Boston College ... dodged foul trouble against No. 10/11 Duke to contribute six points, four rebounds and three blocks ... had eight points and seven rebounds at Georgia Tech ... enjoyed best shooting night of her career against No. 8/7 Louisville, going 8-for-8 from the floor and scoring 16 points — shooting efficiency tied for fourth-best in school history and third-best in Purcell Pavilion history, and was best by ACC player in any game during 2014-15 season

... came off bench on Senior Night vs. Pittsburgh, posting 10 points (4-6 FG), six rebounds and two blocks ... tallied 10 points and five rebounds at N.C. State in regular-season finale ... recorded 13 points (6-12 FG), five rebounds and three blocks in ACC Tournament quarterfinal win over Miami ... went off for 16 points (7-12 FG, 2-2 FT), eight rebounds, three assists and two blocks in ACC Tournament title game against No. 7/6 Florida State, securing All-ACC Tournament Second Team honors ... delivered nine points (4-5 FG), three assists and game-high three blocks in NCAA first-round win over Montana ... collected second double-double of the season in NCAA second-round win over DePaul, finishing with 14 points (6-11 FG) and 10 rebounds ... recorded 10 points (5-7 FG) in NCAA Sweet 16 win over No. 14/17 Stanford ... narrowly missed a double-double in NCAA Elite Eight win over No. 5/6 Baylor with nine points, eight rebounds and two blocks ... played one of best games of season against No. 3/4 South Carolina in the NCAA Final Four, scoring 16 points (7-10 FG, 2-2 FT), grabbing six rebounds, dishing out season high-tying four assists and blocking three shots ... collected six points and team-high (and season-best) 11 rebounds, along with two blocks, in NCAA national championship game against No. 1 UConn ... played some of best basketball of career down the stretch, averaging 11.3 points, 5.8 rebounds and 1.6 blocks per game with .560 field-goal percentage (61-for-109) in her final 12 outings.

FRESHMAN SEASON (2013-14): Appeared in all 38 games (starting six times), averaging 7.4 points, 4.6 rebounds and team-high 1.4 blocks per game (sixth in ACC, second among conference freshmen), with three double-doubles (all against ranked opponents) ... scored in double figures 10 times ... at the time, placed third on school's single-season blocked shot list for freshmen (52) ... started season opener against UNC Wilmington and had six points, game-high 12 rebounds and three blocks ... continued strong start with first career double-double (19 points, game-high 13 rebounds) against No. 19/18 Michigan State ... scored 13 points and dished out season-best (and game-high) six assists against Valparaiso ... also had season highs with four blocks and two steals ... had third consecutive double-digit scoring effort at Penn by totaling 14 points (5-9 FG, 4-4 FT) ... produced second double-double with 15 points and game-high 14 rebounds against No. 25 DePaul ... had season highs for rebounds (14), free throws made (11) and free throws attempted (14) ... claimed another double-double with 12 points and game-high 10 rebounds (plus season-best three steals) at No. 10/11 Penn State ... scored eight points (4-7 FG) and grabbed six rebounds against South Dakota State ... returned to double figures with impressive 15-point effort (5-6 FG, 5-7 FT) in 16 minutes against Boston College ... filled in for regular starting forward Ariel Braker at Pittsburgh and had 10 points (4-4 FT), seven rebounds and a season high-tying four blocks ... put together efficient game against Virginia Tech, scoring 15 points (5-7 FG, 5-5 FT) while adding three rebounds, two steals and a block ... scored 12 points (5-8 FG, 2-2 FT) and grabbed three rebounds at Florida State ... filled up the stat sheet against Syracuse, totaling seven points, five rebounds, four assists, season high-tying four blocks and two steals ... had efficient day at Boston College, scoring nine points (2-2 FG, 5-7 FT) to go along with three rebounds, two assists and a block ... productive night at Wake Forest with 10 points, eight rebounds and two blocks ... collected six points, five rebounds and game-high three blocks against No. 14/11 North Carolina ... solid day in regular season finale at No. 13/17 North Carolina State with five points and seven rebounds ... sharp in postseason debut against Florida State in ACC quarterfinals with eight points (4-7 FG) and three assists ... tallied seven points (3-5 FG) and five rebounds in ACC semifinal victory over No. 14/17 North Carolina State ... had two points, five rebounds and game-high three blocks in ACC



THIS IS NOTRE DAME

2015-16 SEASON PREVIEW

THE FIGHTING IRISH

COACHES AND STAFF

OPPONENTS

2014-15 SEASON IN REVIEW

RECORDS

HISTORY

title game win over No. 10 Duke ... scored six points (2-3 FG, 2-2 FT) and dished out three assists in NCAA first-round win vs. Robert Morris ... contributed five points against Arizona State in NCAA second-round victory ... registered four points and four rebounds in NCAA Elite Eight win over No. 5/6 Baylor ... returned to starting lineup (in place of injured Natalie Achonwa) for NCAA national semifinal victory vs. No. 11/9 Maryland, collecting nine points, five rebounds and four assists ... started for Achonwa in NCAA national championship game against No. 1 Connecticut, tallying six points, four rebounds and a game-high three blocks.

2013 EUROPEAN TOUR: Played in all three games (starting twice) and averaging 11.3 points and team-high 7.7 rebounds per outing with a .517 field goal percentage ... had double-double (16 points/12 rebounds) in tour-opening win over Barking Abbey ... collected 12 points and eight rebounds in first of two wins over French All-Star Team.

HIGH SCHOOL: Graduated from Hamilton Southeastern High School in Fishers, Indiana, where she was coached by Chris Huppenthal ... career per-game statistical averages of 15.8 points, 8.3 rebounds, 2.2

blocks, 2.0 assists and 1.7 steals ... at time of her graduation, ranked fifth in Hamilton County (Indiana) history with school-record 1,374 career points ... as a senior in 2012-13, paced HSE to 19-4 record while averaging 20.6 ppg., 8.0 rpg., 2.4 spg. and 2.2 bpg. ... as a junior in 2011-12, led her team to a 20-1 record and No. 1 ranking in Class 4A for much of season before losing to eventual state champion North Central in sectionals; averaged 19.4 ppg., 9.6 rpg., 2.4 spg. and 1.5 spg. ... as a sophomore in 2010-11, paced Hamilton Southeastern to a 15-6 record and sectional semifinals while averaging 14.2 ppg., 8.2 rpg., 2.3 spg., 2.1 bpg. and 1.4 spg. ... as a freshman in 2009-10, helped school to sectional semifinals and 12-10 record while collecting 9.1 ppg., 7.2 rpg., 1.4 spg. and 1.3 spg. ... has registered career highs of 28 points, 18 rebounds, 10 blocks, seven steals and six assists, all during the 2011-12 season ... posted triple-double (18 points, 10 rebounds, 10 blocks) against Warsaw on Dec. 27, 2011 ... played AAU ball with Midwest Elite and head coach Ralph Gesualdo, helping team to consecutive USJN/Nike National Championships in 2010 and 2011 (only AAU club to win the title twice) ... previously played for Indiana Elite Central U15 and U17, Indiana's Finest U9 and U11 (AAU Division I Nationals runner-up), and Dayton Lady Hoopsters U10 teams.

PREP AWARDS/HONORS: 2013 *USA Today* All-USA First Team selection ... two-time MaxPreps All-America pick (second team in 2013; honorable mention in 2012) ... 2013 Morgan Wootten National Player of the Year (presented by McDonald's) ... 2013 McDonald's High School All-America Team selection (first father/daughter combo in game's history - dad, Ben Davis, played in 1991) ... 2013 WBCA High School All-America Team selection ... 2013 Indiana Miss Basketball runner-up (finished second by five votes) ... four-time all-state selection (first team in 2011, 2012, 2013; honorable mention in 2010) ... 2013 Indiana Senior All-Star Team selection — helped Indiana split pair of games with Kentucky counterparts, averaging 14.5 points and 7.5 rebounds in the two all-star contests (also averaged 19.5 points per game in two wins over Indiana Junior All-Stars prior to Kentucky series) ... 2012 Indiana Junior All-Star Team pick — led Indiana to a sweep of its Kentucky Junior All-Star counterparts in two-game series in June 2012 (averaging 26.0 ppg. in two wins), plus sweep of Indiana Senior All-Star Team (averaging 22.0 ppg. in two wins) ... two-time *Indianapolis Star* Super Team member (2012, 2013) ... 2011 *Indianapolis Star* All-North First Team choice ... two-time Hamilton County Player of the Year (2012, 2013) ... four-time all-county selection (2010, 2011, 2012, 2013) ... four-time all-conference pick (first team in 2011, 2012, 2013; honorable mention in 2010) ... a consensus top-five selection (and the top power forward in the nation) by every major recruiting service, peaking at No. 3 in Class of 2013.

INTERNATIONAL COMPETITION: Four-time USA Basketball medalist (two golds, one silver, one honorary bronze) ... suited up for Team USA at 2015 Pan Am Games, helping Americans to a silver medal and 4-1 record (USA Basketball athletic trainer for tournament was Notre

REIMER'S CAREER STATISTICS (ALL GAMES)

Season	GP-GS	Min.-Avg.	FG-FGA	Pct.	3FG-3FGA	Pct.	FT-FTA	Pct.	Off	Def	Tot	Avg	PF-DQ	A	T	B	S	Pts	Avg.
2013-14	38-6	730-19.2	105-209	.502	0-0	.000	72-102	.706	64	111	175	4.6	90-2	61	66	52	25	282	7.4
2014-15	37-35	919-24.8	159-308	.516	0-0	.000	58-92	.630	67	160	227	6.1	74-0	69	94	43	20	376	10.2
TOTALS	75-41	1649-22.0	264-517	.511	0-0	.000	130-194	.670	131	271	402	5.4	164-2	130	160	95	45	658	8.8

REIMER'S CAREER STATISTICS (CONFERENCE GAMES)

Season	GP-GS	Min.-Avg.	FG-FGA	Pct.	3FG-3FGA	Pct.	FT-FTA	Pct.	Off	Def	Tot	Avg.	PF-DQ	A	T	B	S	Pts	Avg.
2013-14	16-1	285-17.8	38-72	.528	0-0	.000	31-45	.689	20	45	65	4.1	25	27	20	9	107	6.7	
2014-15	14-12	353-25.2	57-117	.487	0-0	.000	24-37	.649	20	60	80	5.7	26-0	24	31	14	9	138	9.9
TOTALS	30-13	638-21.3	95-189	.503	0-0	.000	55-82	.671	40	105	145	4.8	62-1	49	58	34	18	245	8.2

13 NCAA Sweet Sixteens | 20 Conference Championships | 18 All-Americans | 18 Gold Medalists



Dame's Anne Marquez) ... started all five contests for USA at Pan Am Games, averaging 6.4 points and 3.0 rebounds per game, including 10 points (6-6 FT) and five rebounds in gold-medal game against Canada (whose roster included former Notre Dame All-America forward Natalie Achonwa) ... captain of 2012 USA Basketball Under-17 National Team (played alongside Notre Dame classmate Lindsay Allen) that went 8-0 and captured the gold medal at the FIBA U17 World Championships in Amsterdam, Netherlands ... started with Allen in all eight games for Team USA, averaging 9.8 points, 5.4 rebounds and 1.3 blocks per game while shooting .483 from the field; finished eighth among all tournament players in blocks, ninth in field goal percentage and 18th in scoring ... member of 2011 USA Basketball U16 National Team that posted 5-0 record on the way to gold medal at FIBA Americas U16 Championship in Merida, Mexico ... started all five games for United States, averaging 4.8 ppg., 5.0 rpg. and 0.8 bpg. for squad that won by average of 43.2 points per game ... also played for 2011 USA Basketball 3x3 Youth Team at inaugural FIBA 3x3 Youth World Cup in Rimini, Italy ... team went 7-2, received honorary bronze medal after forfeiting third-place game when Reimer and another teammate were sidelined by injuries (USA finished two-point semifinal loss to Italy with only two players) ... played in three games before being injured, averaging 5.0 points in those outings.

PERSONAL DATA: Name is pronounced TAY-uh RYE-mer ... daughter of Brenda Reimer and Ben Davis ... older of two children ... father, Ben Davis, was a power forward who played collegiately at Kansas and Arizona and was selected in 1996 National Basketball Association Draft (second round/43rd overall) by the Phoenix Suns; he played from 1996-2000 with both the Suns and New York Knicks as part of a 13-year professional career that also included stops overseas, as well as in the Continental Basketball Association and American Basketball Association ... among 21 Indiana natives to suit up for the Notre Dame women's basketball program, also including freshman guard and Columbus native

Ali Patberg ... currently enrolled in Notre Dame's College of Arts and Letters and is pursuing a double major in film, television & theater (television studies concentration) and design (visual communication design concentration) ... has twice earned spot on ACC Academic Honor Roll (2013-14 and 2014-15) ... participating in Notre Dame's renowned Rosenthal Leadership Academy during 2015-16 academic year ... some other Fighting Irish players who have worn No. 12 include Katryna Gaither, Danielle Green, Teresa Borton and Fraderica Miller.

REIMER'S CAREER HIGHS

- Points:** 21 vs. Maryland (12/3/14)
- Rebounds:** 14 vs. DePaul (11/26/13)
- Assists:** 6 vs. Valparaiso (11/16/13)
- Field-Goals:** 8, three times (MR: vs. Louisville, 2/23/15)
- Field-Goal Attempts:** 15 vs. Georgia Tech (1/22/15)
- Three-Point Field-Goals:** None
- Three-Point Field-Goal Attempts:** None
- Free-Throws:** 11 vs. DePaul (11/26/13)
- Free-Throws Attempts:** 14 vs. DePaul (11/26/13)
- Steals:** 3 at Penn State (12/4/13)
- Blocked Shots:** 4, four times (MR: vs. Holy Cross, 11/23/14)
- Minutes Played:** 36 vs. Georgia Tech (1/22/15)

MISCELLANEOUS

Double-doubles.....	5
Double-figure scoring games.....	29
Double-figure rebound games.....	10
5-block games.....	0
5-assist games.....	1



DIAMOND THOMPSON **35**
 Φ

Hometown: Wheaton, Ill.
 High School: Wheaton Warrenville South Center • 6-5 • Jr.-2V

OVERVIEW: Athletic, lanky post player who has made significant development to her game during past two years under watchful eye of longtime Fighting Irish associate head coach/post guru Carol Owens ... not only brings height but length to Notre Dame front line, making her an important contributor on defense through rebounding, steals and shot blocking ... solid finisher at the rim ... has good fundamental skill set to build from ... provides depth for Irish post corps.

SOPHOMORE SEASON (2014-15): Appeared in 17 games, averaging 0.9 points and 0.5 rebounds per game ... tied career high with four points (2-3 FT) against Holy Cross ... suffered calf injury on Dec. 10 during morning shootaround prior to DePaul game (missed four weeks) ... returned to action in closing four minutes against Boston College ... posted first statistics since coming back from injury in win at Clemson, logging one point, two rebounds and an assist in five minutes ... collected one point and one block in closing minutes of win over Wake Forest ... scored two points and added a block, a rebound and first career steal at Boston College ... registered a blocked shot late in NCAA first-round win over Montana.

FRESHMAN SEASON (2013-14): Played in 16 games, averaging 0.5 points and 0.8 rebounds per game ... saw first action of career against Valparaiso, scoring two points and grabbing three rebounds ... had two points and two rebounds in late-game action against Duquesne ... grabbed a season-high four rebounds in just two minutes against Miami ... tallied third block of career at Boston College ... made the most of her postseason debut against No. 14/17 North Carolina State in ACC semifinals with season-high four points (2-2 FG) and one rebound in four minutes.

2013 EUROPEAN TOUR: Appeared in two games ... had two rebounds in tour-opening win over Barking Abbey ... recorded a blocked shot in first of two wins over French All-Star Team.

HIGH SCHOOL: Graduated from Wheaton Warrenville South High School in Wheaton, Illinois, which she attended as a senior and was coached by Rob Kroehnke ... spent first three prep seasons at Montini Catholic High School in Lombard, Illinois, where she was a teammate of former Notre Dame guard Whitney Holloway in 2009-10 and 2010-11 ... helped Broncos to 102-8 (.927) record and three consecutive Illinois Class 3A state titles from 2010-12 (first three in school history), becoming sixth Illinois girls' basketball team in history (across all classes) to win three state championships, and only the second to do so consecutively (Teutopolis won three Class A crowns from 1988-90), since tournament began in 1977 ... in final two years at Montini Catholic, averaged 5.7 points, 3.2 rebounds and 2.5 blocks per game in limited action ... played AAU ball with Illinois Lady Lightning and head coach Michael Seberger.

AWARDS/HONORS: Ranked No. 73 in Class of 2013 by Blue Star Basketball ... ranked No. 85 by *Collegiate Girls Basketball Report* ...

ranked No. 97 by *All-Star Girls Report* ... ranked as 10th-best center in Class of 2013 by ESPN Hoopgurlz.

PERSONAL DATA: Daughter of Annette Thompson and Mario Crawford ... the 15th player from state of Illinois to matriculate to Notre Dame, and the 14th to come from the Chicagoland area ... tallest player to play for Notre Dame since another 6-5 center, Melissa D'Amico (2004-08) ... currently enrolled in Notre Dame's top-ranked Mendoza College of Business as a management consulting major ... some other Fighting Irish players who have worn No. 35 include Kelly Heath and Mary Leffers (the latter, who also played volleyball at Notre Dame, was the most recent Fighting Irish women's basketball player to sport that number in 1997-98).

THOMPSON'S CAREER HIGHS

- Points:** 4, twice (MR: vs. Holy Cross, 11/23/14)
- Rebounds:** 4 vs. Miami (1/23/14)
- Assists:** 1, twice (MR: at Clemson, 1/24/15)
- Field-Goals:** 2 vs. North Carolina State (3/8/14)
- Field-Goal Attempts:** 2, three times (MR: at Boston College, 2/8/15)
- Three-Point Field-Goals:** None
- Three-Point Field-Goal Attempts:** None
- Free-Throws:** 2, twice (MR: at Boston College, 2/8/15)
- Free-Throw Attempts:** 3 vs. Holy Cross (11/23/14)
- Steals:** 1 at Boston College (2/8/15)
- Blocked Shots:** 1, seven times (MR: vs. Montana, 3/20/15)
- Minutes Played:** 7, twice (MR: vs. Holy Cross, 11/23/14)

MISCELLANEOUS

- Double-doubles 0
- Double-figure scoring games 0
- 5-rebound games 0



THOMPSON'S CAREER STATISTICS (ALL GAMES)

Season	GP-GS	Min.-Avg.	FG-FGA	Pct.	3FG-3FGA	Pct.	FT-FTA	Pct.	Off	Def	Tot	Avg	PF-DQ	A	T	B	S	Pts	Avg.
2013-14	16-0	43-2.7	4-6	.667	0-0	.000	0-0	.000	6	7	13	0.8	10-0	0	6	3	0	8	0.5
2014-15	17-0	58-3.4	3-8	.375	0-0	.000	9-15	.600	3	5	8	0.5	8-0	2	3	4	1	15	0.9
TOTALS	33-0	101-3.1	7-14	.500	0-0	.000	9-15	.600	9	12	21	0.6	18-0	2	9	7	1	23	0.7

THOMPSON'S CAREER STATISTICS (CONFERENCE GAMES)

Season	GP-GS	Min.-Avg.	FG-FGA	Pct.	3FG-3FGA	Pct.	FT-FTA	Pct.	Off	Def	Tot	Avg.	PF-DQ	A	T	B	S	Pts	Avg.
2013-14	8-0	16-2.0	0-0	.000	0-0	.000	0-0	.000	2	4	6	0.8	3-0	0	2	1	0	0	0.0
2014-15	8-0	24-3.0	0-3	.000	0-0	.000	4-6	.667	1	3	4	0.5	2-0	1	3	2	1	4	0.5
TOTALS	16-0	40-2.5	0-3	.000	0-0	.000	4-6	.667	3	7	10	0.6	5-0	1	5	3	1	4	0.3

THIS IS MORE GAME

2015-16 SEASON PREVIEW

THE FIGHTING IRISH

COACHES AND STAFF

OPPONENTS

2014-15 SEASON IN REVIEW

RECORDS

HISTORY



BRIANNA TURNER **11**
 Hometown: Pearland, Texas
 High School: Marvel
 Forward • 6-3 • So.-1V



CAREER HONORS

2015: Full Court Press National Freshman of the Year ... Full Court Press Freshman All-America First Team ... Full Court Press All-America Third Team ... Associated Press Honorable Mention All-American ... WBCA Coaches' All-America Team (honorable mention) ... WBCA All-Region II Team ... ACC Freshman of the Year (*Blue Ribbon Panel/Coaches*) ... All-ACC First Team (*Blue Ribbon Panel/Coaches*) ... All-ACC Defensive Team (*Coaches*) ... All-ACC Freshman Team (*Blue Ribbon Panel/Coaches*) ... NCAA Women's Final Four All-Tournament Team ... All-ACC Tournament First Team ... two-time USBWA National Freshman of the Week (Dec. 30; Jan. 20) ... six-time ACC Freshman of the Week (Nov. 17; Nov. 24; Dec. 29; Jan. 5; Jan. 19; Jan. 26) ... ACC Player of the Week (Jan. 19).

OVERVIEW: Remarkably gifted post player who has emerged as one of the top young talents in the country ... led nation in field-goal percentage as a freshman in 2014-15, the third rookie ever to lead the NCAA in that category (first since 1996-97) and the third Notre Dame player to earn an individual statistical national championship (first since 2000-01) ... versatile, athletic and quicker than virtually any other post player in the nation, making her incredibly dangerous in transition game ... soft hands and superb footwork give her dynamic presence on the block ... can also stretch a defense with developing mid-range game ... handles the ball particularly well for a player of her size ... strong defensive force with sizable wingspan that makes her a formidable rebounder and shot blocker ... can also be a nightmare for opposition in traps and presses ... has only scratched the surface of her potential as she continues to grow under the tutelage of the nation's top post coach, veteran Notre Dame aide Carol Owens.

IN THE ACC RECORD BOOK (THROUGH 2014-15): Ranked in top 10 on several ACC single-season lists as a rookie in 2014-15 ... set ACC single-season record for field-goal percentage by a freshman (.652; previous mark was .647 by Wake Forest's Lisa Dodd in 1987-88), and ranks eighth on overall league list for field-goal percentage in one season ... ranks third on conference's freshman single-season list for field goals made (202; most since Wake Forest's Tracy Connor in 1992-93), blocked shots (89; fourth time in six years ACC rookie placed in top six) and double-figure rebounding games (12; tied with two others) ... tied for sixth on ACC freshman single-season rundown for double-figure scoring games (28) and blocked shot average (2.5 bpg.).

IN THE NOTRE DAME RECORD BOOK (THROUGH 2014-15): Appeared in top 10 on numerous Fighting Irish single-season charts as a freshman in 2014-15 ... ranks second on school's single-season field-goal percentage list, and tops all-time among Notre Dame freshmen (.652; best since Ruth Riley's record-setting .683 mark as a sophomore in 1998-99) ... ranks fourth on Notre Dame single-season blocked shot chart (89; most since Riley's record-setting 113 in 2000-01) ... tied for seventh on program's single-season rebounding list (283; fourth time in five seasons Fighting Irish player finished among top six all-time) ... places second on school's freshman single-season charts for field goals made, rebounds, blocked shots and blocked shot average (most since Shari Matvey's record-setting 237 field goals, 305 rebounds, 94 blocks

and 3.1 bpg. in 1979-80) ... stands third on Notre Dame freshman single-season rundowns for total points (496; most since current associate coach Beth (Morgan) Cunningham scored 518 points in 1993-94), rebounding average (7.9 rpg.; most since Matvey's 10.2 rpg. in 1979-80) and double-doubles (10; most since Jacqueline Batteast had 11 in 2001-02) ... tied for fourth with Batteast and Skylar Diggins on program's freshman single-season scoring average list (13.8 ppg.; most since Diggins' similar total in 2009-10).

FRESHMAN SEASON (2014-15): Played in 36 games, starting 35 times ... averaged 13.8 points, 7.9 rebounds, 2.5 blocks and 1.1 steals per game with 10 double-doubles, leading team in all categories except scoring and steals ... led nation and ACC in field-goal percentage (.652), the third freshman in NCAA history to lead nation in field-goal percentage (first since Tennessee Tech's Diane Seng in 1996-97) ... third Notre Dame player to earn any kind of NCAA individual statistical championship (Alicia Ratay - NCAA sophomore-record .547 3FG% in 2000-01; Ruth Riley - .683 FG% in 1998-99) ... ranked fifth in ACC (30th in nation) in blocks, as well as ninth in conference in rebounding and 17th in scoring — no other ACC freshman ranked in top 20 in more than three of those categories, and only one other ACC player in any class ranked in top 20 in all four categories ... during conference play, led ACC in field-goal percentage (.686), and ranked second in blocks (2.9 bpg.), seventh in rebounding (8.6 rpg.) and 16th in scoring (14.4 ppg.) ... ranked second among ACC freshmen and ninth among all ACC players in double-doubles ... six 20-point games, good for third among ACC freshmen and 12th among all ACC players ... in 12 full games against ranked opponents (not counting injury-shortened four-minute stint against No. 15/10 Maryland, plus missed games against No. 3 UConn and No. 25 DePaul), averaged 14.5 ppg., 9.1 rpg., 3.9 bpg., with five double-doubles and .619 field-goal percentage ... just third Fighting Irish player with 80 blocks in a season, along with Shari Matvey and Ruth Riley (who did so three times, the last a school-record 113 in 2000-01) ... first player in program history to earn USBWA National Freshman of the Week honors, let alone do it twice ... third player in program history to earn six conference freshman of the week honors (Alicia Ratay - 1999-2000; Jacqueline Batteast - 2001-02; both in BIG EAST) ... first player in program history (and sixth in ACC history) to earn conference player and freshman of the week honors in the same week (Jan. 19) ... registered 22 blocks in four games from Dec. 21 - Jan. 4, which was the most by a Notre Dame player in a four-game span since Nov. 21-Dec. 2, 1998 (Ruth Riley - 22) ... became first player in program history to earn ACC Freshman of the Week honors after posting game highs of 29 points, nine rebounds and three blocks in season opener against UMass Lowell — broke school record for most points by freshman in debut game with Fighting Irish and was highest point total by Notre Dame player in season opener since Katrina Gaither had 31 against Indiana on Nov. 24, 1995 ... scored 10 of her 17 points at No. 15/17 Michigan State in first 4:23 of the second half to help Irish erase one-point halftime deficit; also had game-high four blocks against the Spartans ... tabbed ACC Freshman of the Week for the second week in a row after leading the Irish to victories over No. 15/17 Michigan State, Chattanooga and Holy Cross (48 points, 19 rebounds and six blocks in the three games combined ... collected 20 points (8-9 FG) in only 22 minutes against Quinnipiac ... suffered dislocated right shoulder in pileup for loose ball 3:45 into win over No. 15/10 Maryland, and did not return — also missed next three games (No. 3 UConn, No. 25 DePaul, Michigan) ... returned from injury in impressive fashion against Saint Joseph's (Pa.), as she totaled a game-high 19 points on a near-perfect shooting night (7-8 FG, 5-6 FT), and added five blocks ... recorded first double-double of career with 14 points and a game- and career-high 16 rebounds at UCLA;

also added five blocks to post first "5-5-5" game of career and earn USBWA National and ACC Freshman of the Week honors ... enjoyed successful ACC debut with 14 points (12 in second half), five rebounds and five blocks against Florida State, her second consecutive "5-5-5" game ... monster game at No. 21/22 Syracuse featured second double-double of career with 20 points, game-high 13 rebounds and career-high seven blocks (most blocks by Irish player since March 20, 2012, when Devereaux Peters had seven against California in NCAA Championship second-round game); was Turner's third consecutive "5-5-5" game and earned her ACC Freshman of the Week honors for fourth time ... posted third career double-double with 17 points and game-high 10 rebounds at Miami ... scored game-high 21 points (8-11 FG) to go along with six rebounds and two blocks against Boston College ... had her way at No. 12/10 North Carolina, as she tied career highs with 29 points (10-13 FG) and seven blocks while grabbing personal-best 18 rebounds (all three totals were game highs) — just second NCAA Division I women's basketball player since 1999-2000 with 29 points, 18 rebounds and seven blocks in one game (Oklahoma's Courtney Paris - 30 points, 20 rebounds and seven blocks vs. Missouri in Big 12 Tournament first-round game on March 11, 2008); performance led to her sweeping ACC Player and Freshman of the Week honors, as well as claiming second USBWA National Freshman of the Week award ... efficient from field against No. 5/6 Tennessee, scoring 13 points (6-8 FG) and adding game-high five blocks ... dodged foul trouble against Georgia Tech, finishing with 14 points in 17 minutes on near-perfect shooting night (6-7 FG, 2-3 FT) ... produced fifth double-double of season at Clemson with 15 points and 10 rebounds in only 20 minutes; earned sixth ACC Freshman of the Week award following performance, becoming 12th ACC rookie to be six-time weekly honoree (first since North Carolina's Xylina McDaniel in 2012-13) ... dominated paint against Virginia, recording sixth double-double of season with game-high 26 points (11-14 FG) and team-high 13 rebounds, while adding two blocks ... offered key support in win over No. 10/11 Duke with 11 points (5-6 FG) and game-high four blocks ... collected 11 points (4-5 FG), nine rebounds and career high-tying seven blocks against No. 8/7 Louisville, with seven points, six rebounds and six blocks coming in second half ... again missed a double-double by one rebound, coming off bench on Senior Night against Pittsburgh to post 15 points (7-8 FG) and game highs of nine rebounds and three blocks ... recorded seventh double-double of season with 13 points (6-9 FG) and game-high 10 rebounds against Miami in ACC Tournament quarterfinals ... just missed out on a second consecutive double-double in the ACC Tournament with eight points and game-high 11 rebounds in addition to three blocks against No. 16 Duke in the semifinals ... secured All-ACC Tournament First Team honors with 10 points, game-high eight rebounds and two blocks in ACC championship game victory over No. 7/6 Florida State ... scored 12 points (5-8 FG) in NCAA Championship debut, a first-round win over Montana ... turned in eighth double-double of season in NCAA second-round win over DePaul with 14 points (6-9 FG), game-high 11 rebounds and game-best three blocks ... tallied 12 points (6-10 FG),



THIS IS NOTRE DAME

2015-16 SEASON PREVIEW

THE FIGHTING IRISH

COACHES AND STAFF

OPPONENTS

2014-15 SEASON IN REVIEW

RECORDS

HISTORY

seven rebounds and two blocks in NCAA Sweet 16 win over No. 14/17 Stanford ... recorded ninth double-double of season with 12 points and team-high 10 rebounds, plus two blocks in NCAA Elite Eight win over No. 5/6 Baylor ... while dealing with foul trouble (and ultimately fouling out for first time in career), totaled 17 points (6-13 FG, 5-7 FT), eight rebounds and three blocks in NCAA Final Four win over No. 3/4 South Carolina ... chalked up 10th double-double of season with team-high 14 points (7-9 FG) and 10 rebounds in career-high 37 minutes of NCAA national championship game against No. 1 UConn — first double-double by a Notre Dame player in Final Four game since Devereaux Peters (17 points/12 rebounds) in 2012 semifinal win over UConn, and the third double-double by a Fighting Irish player in NCAA title game (Ruth Riley in 2001 vs. Purdue; Peters in 2011 vs. Texas A&M) ... earned spot on NCAA Final Four All-Tournament Team after averaging 15.5 points, 9.0 rebounds and 2.0 blocks with a .591 field-goal percentage in her first two games on college basketball's biggest stage.

HIGH SCHOOL: Graduated from Manvel High School in Manvel, Texas, where she was coached by Bryan Harris, after spending her freshman season at Westbury Christian School in Houston ... combined career per-game statistical averages (both schools) of 21.0 points, 10.5 rebounds, 3.9 blocks, 3.1 steals and 3.0 assists ... started all 153 games in prep career while helping teams to a combined 143-10 (.935) record ... as a senior in 2013-14, paced Manvel to 37-2 record and the Texas Class 5A state championship, defeating powerhouse Duncanville High School in the title game (behind Turner's MVP performance with 17 points and 17 rebounds) to snap Duncanville's 105-game winning streak ... aver-

TURNER'S CAREER STATISTICS (ALL GAMES)

Season	GP-GS	Min.-Avg.	FG-FGA	Pct.	3FG-3FGA	Pct.	FT-FTA	Pct.	Off	Def	Tot	Avg	PF-DQ	A	T	B	S	Pts	Avg.
2014-15	36-35	921-25.6	202-310	.652	0-0	.000	92-152	.605	103	180	283	7.9	86-1	25	75	89	39	496	13.8
TOTALS	36-35	921-25.6	202-310	.652	0-0	.000	92-152	.605	103	180	283	7.9	86-1	25	75	89	39	496	13.8

TURNER'S CAREER STATISTICS (CONFERENCE GAMES)

Season	GP-GS	Min.-Avg.	FG-FGA	Pct.	3FG-3FGA	Pct.	FT-FTA	Pct.	Off	Def	Tot	Avg	PF-DQ	A	T	B	S	Pts	Avg.
2014-15	16-15	423-26.4	94-137	.686	0-0	.000	43-77	.558	42	96	138	8.6	48-0	10	40	46	18	231	14.4
TOTALS	16-15	423-26.4	94-137	.686	0-0	.000	43-77	.558	42	96	138	8.6	48-0	10	40	46	18	231	14.4

aged 20.8 points, 11.5 rebounds, 4.2 assists, 3.9 blocks and 3.7 steals per game in her final prep season ... as a junior in 2012-13, led Marvel to a 33-4 record, the Texas District 22-5A championship (undefeated record) and a spot in the Class 5A regional quarterfinals; averaged 20.8 ppg., 10.4 rpg., 3.5 bpg., 3.5 spg. and 2.7 apg., while shooting 57 percent from the field ... as a sophomore in 2011-12, paced Marvel to a 34-3 record, Texas District 24-4A title (undefeated record) and a berth in Class 5A regional semifinals, all while averaging 20.4 ppg., 10.2 rpg., 4.7 bpg., 2.4 spg. and 2.2 apg., while shooting at a .580 clip from the floor ... as a freshman at Westbury Christian in 2010-11, helped school to 39-1 record and the Texas Association of Private and Parochial Schools (TAPPS) Class 4A state championship, as well as another undefeated district championship while collecting 18.9 ppg., 8.1 rpg., 2.3 bpg., 2.1 spg. and 1.6 apg., while shooting 64 percent from the field ... career highs of 37 points (against Ridgepoint in 2012), 22 rebounds (vs. Kempner in 2011) and 15 blocks (vs. Wheatley in 2012) ... two career triple-doubles against LaMarque (23 points/13 rebounds/10 blocks) and Wheatley (15 points/11 rebounds/15 blocks), both in 2012 ... outstanding on the AAU circuit as member of powerhouse DFW Elite-TJack program under the guidance of head coach Darryl Horton, helping team to 2011 Nike National Championship, as well as titles at 2011 Basketball on the Bayou and 2012 Flava Jam tournaments.

PREP AWARDS/HONORS: 2014 Gatorade National High School Female Athlete of the Year (third Notre Dame athlete in five years to earn honor after women's basketball's Skylar Diggins in 2009 and women's soccer's Morgan Andrews in 2013) ... 2014 USA Today National High School Player of the Year ... consensus prep All-America selection as a senior in 2014, including McDonald's High School All-America honoree (joining fellow Notre Dame sophomore Kathryn Westbeld in earning that accolade in 2014) ... one of eight McDonald's High School All-Americans on 2015-16 Notre Dame roster ... finalist for Naismith Award and Morgan Wootten Award (also given to the national high school player of the year) ... second Notre Dame incoming freshman (along with Diggins) to be named Most Valuable Player of the McDonald's High School All-America Game, winning 2014 award after collecting 10 points, 11 rebounds and three blocks, and scoring the game-winning basket in the West Team's 80-78 win at the United Center in Chicago ... 2014 Texas Miss Basketball ... three-time MaxPreps All-America choice (second team in 2013 and 2014, honorable mention in 2012) ... 2014 USA Today All-America Team selection ... four-time first-team all-state pick (2011-14) ... three-time first-team all-area selection by Houston Chronicle (2012-14) ... three-time first-team all-region choice (2012-14) ... three-time district MVP (22-5A in 2013 and 2014, 24-4A in 2012) ... four-time first-team all-district honoree (2011-14; unanimous in 2012 and 2014) ... two-time District 22-5A Defensive Player of the Year (2013 and 2014) ... Most Valuable Player of the 2014 Texas Class 5A state championship ... 2011 TAPPS Class 4A state all-tournament team ... 10 all-tournament selections during in-season events in four prep seasons ... 2011 Nike AAU National Championship all-tournament team pick ... ranked No. 1 in Class of 2014 by Blue Star Basketball ... ranked No. 2 (five-star player) by ESPNW Hoopgurlz and Collegiate Girls Basketball Report ... ranked No. 3 by Peach State Basketball/JumpOffPlus ... ranked No. 4 by All-Star Girls Report ... ranked No. 5 by Prospects Nation ... ranked as top power forward in the nation in Class of 2014 by Blue Star Basketball and All-Star Girls Report, while others ranked her second.

INTERNATIONAL COMPETITION: Five-time USA Basketball gold medalist ... USA Basketball teams are a combined 37-2 with Turner on their rosters (22-0 in three age-group, non-3x3 tournaments) ... helped USA to 5-0 record and gold medal at 2014 FIBA Americas U18

Championship in Colorado Springs, Colorado ... served as the USA Basketball U18 team co-captain, starting all five games for the Americans and averaged 13.6 points and 5.4 rebounds with a .600 field goal percentage (27-of-45) during the tournament ... led USA to 8-1 record and gold medal at 2013 FIBA 3x3 U18 World Championship in Indonesia ... also in 2013, was second-youngest member (one of only three high school players on college-laden roster) of USA U19 squad that went 9-0 en route to FIBA U19 World Championship gold medal in Lithuania ... appeared in all nine games for Team USA, averaging 5.7 points and 5.1 rebounds per game with .500 field goal percentage ... earned gold medal in 2012 with USA at FIBA 3x3 U18 World Championship in Spain (was youngest player on squad) ... team went 7-1 with lone loss in overtime to China after squad only had two available players for extra period) ... won first of four USA Basketball gold medals with 2012 USA U17 World Championship Team in Netherlands (was youngest member of that team, barely a month after her 16th birthday), going perfect 8-0 as a teammate of current Notre Dame juniors Lindsay Allen and Taya Reimer ... averaged 8.5 points and 4.0 rebounds with a .569 field goal percentage that was second among all players in the 12-team tournament ... since her first appearance with USA Basketball, has played in five foreign countries (Italy, Spain [both mainland and Canary Islands], Netherlands, Lithuania and Indonesia).

PERSONAL DATA: Daughter of Kellye and Howard Turner ... both parents played collegiately, father at Lamar University in Beaumont, Texas, and mother at University of Houston (under her maiden name of Kellye Jones) ... uncle, Shannon Jones, was a linebacker on the football team at the University of Southern California ... the third Texan to join the Notre Dame women's basketball program, and the first since another Houston-area product, center Amanda Barksdale suited up for the Fighting Irish from 1999-2002 and was a member of the program's 2001 NCAA national championship team ... was competitive swimmer up to age 11 ... volunteered regularly at Houston Food Bank ... currently enrolled in Notre Dame's top-ranked Mendoza College of Business but has not yet declared a major ... participating in Notre Dame's renowned Rosenthal Leadership Academy during 2015-16 academic year ... some other Fighting Irish players who have worn No. 11 include Natalie Achonwa, Jeannine Augustin and Sara Liebscher.

TURNER'S CAREER HIGHS

- Points:** 29, twice (MR: at North Carolina, 1/15/15)
- Rebounds:** 18 at North Carolina (1/15/15)
- Assists:** 2, eight times (MR: vs. Baylor, 3/29/15)
- Field-Goals:** 13 vs. UMass Lowell (11/14/14)
- Field-Goal Attempts:** 18 vs. UMass Lowell (11/14/14)
- Three-Point Field-Goals:** None
- Three-Point Field-Goal Attempts:** None
- Free-Throws:** 9 at North Carolina (1/15/15)
- Free-Throw Attempts:** 16 at North Carolina (1/15/15)
- Steals:** 3, twice (MR: at Boston College, 2/8/15)
- Blocked Shots:** 7, three times (MR: vs. Louisville, 2/23/15)
- Minutes Played:** 37 vs. Connecticut (4/7/15)

MISCELLANEOUS

Double-doubles	10
Double-figure scoring games	28
20-point games	6
Double-figure rebound games	12
5-block games	7



OVERVIEW: Talented and versatile post player who showed flashes of promise as a key reserve during her freshman season ... high basketball IQ makes her ideal fit for Notre Dame's Princeton-based offense ... has ability to stretch defenses as either a scorer or passer ... can post up or step outside and knock down jumper with range to three-point line ... active in the paint at both ends of the court ... handles ball well and one of team's best post passers ... excellent feel for the game with skill set that will continue to blossom with added experience at the college level.

FRESHMAN SEASON (2014-15): Appeared in all 39 games, tying Natalie Achonwa's 2010-11 school record for games played by a freshman ... averaged 6.7 points, 4.4 rebounds and 1.0 steals per game with .526 field-goal percentage and one double-double ... scored in double figures nine times ... during ACC play, ranked third in the conference with .573 field-goal percentage ... scored nine points in college debut against UMass Lowell ... snared team-high seven rebounds against Chattanooga ... posted (then) career highs of 15 points and three assists against Holy Cross ... totaled eight points and eight rebounds against Harvard ... had first career double-double with 10 points, career-high (game-best) 12 rebounds and three assists against Quinnipiac ... filled up stat sheet with six points, team-high seven rebounds, career-high (and team-best) four assists and two steals against Kansas ... proved to be one of the unsung heroes in win over No. 15/10 Maryland with nine points (3-5 FG, 3-4 FT), five rebounds and career high-tying four assists in place of injured teammate Brianna Turner ... totaled five points and five rebounds against No. 3 UConn ... came close to recording another double-double with 13 points (6-9 FG) and team-high eight rebounds in career-best 31 minutes against Michigan ... posted six points (3-4 FG), two rebounds and two steals against ACC debut against Florida State ... productive all-around game at No. 21/22 Syracuse featured seven points, four rebounds, three assists and three steals in only 11 minutes (shortened by foul trouble) ... came off bench to score five points, snare eight rebounds and dish out career high-tying four assists at Miami ... had outstanding (and near-perfect) shooting day against Boston College (5-7 FG, 5-5 FT), tying (then) career high with 15 points in only 17 minutes ... scored eight points (4-4 FT) and had two assists in foul-shortened eight minutes at No. 12/10 North Carolina ... gathered eight points (4-6 FG), four rebounds, three assists and two steals against Georgia Tech ... totaled 11 points (4-6 FG, 3-3 FT) and six rebounds in just 16 minutes at Clemson ... scored game- and career-high 17 points (personal-best 8-14 FG), and added two steals and career-high two blocks at Virginia Tech ... efficient game against Wake Forest saw her score 10 points (4-5 FG) and

grab three rebounds ... collected six points (2-3 FG) and four rebounds against Virginia ... returned to double figures at Boston College with 12 points (5-7 FG) ... tallied eight points (4-5 FG) and team-high seven rebounds in win over No. 10/11 Duke ... contributed seven points, four rebounds, two assists and two steals in regular-season finale at N.C. State ... scored 10 points (4-6 FG) and grabbed four rebounds in postseason debut against Miami in ACC Tournament quarterfinals ... filled up stat sheet in ACC Tournament semifinals against No. 16 Duke with four points, nine rebounds, three assists and career high-tying three steals ... totaled six points (2-3 FG) and three rebounds against No. 7/6 Florida State in ACC Tournament title game ... delivered impressive NCAA Championship debut with eight points (3-3 FG), game-high 10 rebounds and career-best four steals in first-round win over Montana ... efficient performance in NCAA second-round win over DePaul included eight points (4-5 FG), seven rebounds and two assists ... grabbed five rebounds and scored two points in NCAA Sweet 16 win over No. 14/17 Stanford ... tallied four points (2-3 FG) and six rebounds in NCAA Final Four victory over No. 3/4 South Carolina.

HIGH SCHOOL: Graduated from Fairmont High School in Kettering, Ohio (combined record of 96-11, .897), where she was coached by Lacy Romine (senior season) and Tim Cogan (first three seasons) ... career per-game statistical averages of 15.2 points, 9.3 rebounds, 2.6 assists and 1.6 blocks with .598 field-goal percentage ... as a senior in 2013-14, helped Fairmont to 23-3 record and Ohio Division I regional semifinals while averaging 17.9 points, 9.9 rebounds, 3.0 assists, 3.0 steals and 1.5 blocks per game with a .620 field-goal percentage ... as a junior in 2012-13, led her team to 27-1 record and Ohio Division I state championship (13 points/12 rebounds in title game), as well as No. 21 national ranking by MaxPreps; averaged 14.5 ppg., 9.7 rpg., 2.4 apg. and 1.7 bpg. with .663 field-goal percentage ... as a sophomore in 2011-12, paced Fairmont to 24-4 record and Ohio Division I state runner-up finish while averaging 15.1 ppg., 9.8 rpg., 2.3 apg. and 1.8 bpg. with .532 field-goal percentage ... as a freshman in 2010-11, helped school to 22-3 record and Ohio Division I state semifinals while collecting 13.2 ppg., 7.6 rpg., 2.5 apg. and 1.5 bpg. with .590 field-goal percentage ... team won three regional and four Greater Western Ohio Conference (GWOC) titles ... holds school records for rebounds in a game (21) and season (275), as well as field goal percentage in a season (.663) ... had tremendous AAU success, culminating in 2013 with All Ohio and head coach John Bethea, helping team finish second in country while winning Nike Orlando Super Showcase and Peach State Invitational ... in 2012, played for Sports City U and head coach Tom Jenkins, contributing to AAU national runner-up squad while earning titles at Las Vegas Nike Invitational and USJN Nationals in Washington, D.C. ... started with West Virginia Thunder, helping team to 2010 AAU 13-and-under national championship alongside fellow Notre Dame sophomore Mychal Johnson (Westbeld had 17 points and 17 rebounds in title game win).

THIS IS NOTRE DAME

2015-16 SEASON PREVIEW

THE FIGHTING IRISH

COACHES AND STAFF

OPPONENTS

2014-15 SEASON IN REVIEW

RECORDS

HISTORY

WESTBELD'S CAREER STATISTICS (ALL GAMES)

Season	GP-GS	Min.-Avg.	FG-FGA	Pct.	3FG-3FGA	Pct.	FT-FTA	Pct.	Off	Def	Tot	Avg	PF-DQ	A	T	B	S	Pts	Avg.
2014-15	39-0	6:76-17.3	100-190	.526	7-17	.412	54-76	.711	62	109	171	4.4	73-1	64	67	10	40	261	6.7
TOTALS	39-0	6:76-17.3	100-190	.526	7-17	.412	54-76	.711	62	109	171	4.4	73-1	64	67	10	40	261	6.7

WESTBELD'S CAREER STATISTICS (CONFERENCE GAMES)

Season	GP-GS	Min.-Avg.	FG-FGA	Pct.	3FG-3FGA	Pct.	FT-FTA	Pct.	Off	Def	Tot	Avg.	PF-DQ	A	T	B	S	Pts	Avg.
2014-15	16-0	2:74-17.1	51-89	.573	1-6	.167	23-27	.852	25	35	60	3.8	28-0	28	33	3	19	126	7.9
TOTALS	16-0	2:74-17.1	51-89	.573	1-6	.167	23-27	.852	25	35	60	3.8	28-0	28	33	3	19	126	7.9



PREP AWARDS/HONORS: 2014 McDonald's High School All-America selection (joining fellow Notre Dame sophomore Brianna Turner); had two points and two rebounds for East Team in 80-78 loss to Turner's West Team at the United Center in Chicago ... one of eight McDonald's High School All-Americans on 2015-16 Notre Dame roster ... 2013 MaxPreps third-team All-America pick ... four-time all-state selection (2011-14) ... 2014 *Dayton Daily News* All-Area Player of the Year ... three-time Greater Western Ohio Conference Player of the Year (2012-14) ... four-time district all-star (2011-14) ... four-time all-conference pick ... ranked No. 16 in Class of 2014 by Blue Star Basketball ... ranked No. 21 (five-star player) by espnW Hoopgurlz, *All-Star Girls Report* and *Collegiate Girls Basketball Report* ... ranked No. 33 by Peach State Basketball/JumpOffPlus.

PERSONAL DATA: Daughter of Susan and Jim Westbeld ... third of five children ... the 11th player from state of Ohio to suit up for the Fighting Irish, and first since Perry native Amanda Tspis played from 2004-08 (first Dayton-area resident since All-America point guard Megan Duffy from 2002-06) ... three-year letterwinner in volleyball in high school ... currently enrolled in Notre Dame's top-ranked Mendoza College of Business but has not yet declared a major ... some other Fighting Irish players who have worn No. 33 include current associate coach/recruiting coordinator Niele Ivey, Rosanne Bohman and the program's first 1,000-point scorer, Shari Matvey.

WESTBELD'S CAREER HIGHS

- Points:** 17 at Virginia Tech (1/29/15)
- Rebounds:** 12 vs. Quinnipiac (11/25/14)
- Assists:** 4, three times (MR: at Miami, 1/8/15)
- Field-Goals:** 8 at Virginia Tech (1/29/15)
- Field-Goal Attempts:** 14 at Virginia Tech (1/29/15)
- Three-Point Field-Goals:** 2 vs. Holy Cross (11/23/14)
- Three-Point Field-Goal Attempts:** 2, twice (MR: vs. Connecticut, 12/6/14)
- Free-Throws:** 6 vs. Quinnipiac (11/25/14)
- Free-Throw Attempts:** 9 vs. Quinnipiac (11/25/14)
- Steals:** 4 vs. Montana (3/20/15)
- Blocked Shots:** 2, twice (MR: at Virginia Tech, 1/29/15)
- Minutes Played:** 31 vs. Michigan (12/13/14)

MISCELLANEOUS

Double-doubles	1
Double-figure scoring games	9
20-point games	0
Double-figure rebound games	2
5-assist games	0





MARINA MABREY 3

Hometown: Belmar, N.J.
High School: Manasquan
Guard • 5-11 • Fr.-HS

OVERVIEW: Athletic, highly-skilled wing with exceptional work ethic ... has ability to slash into the lane or punish defenses with reliable perimeter shooting ... not afraid of contact and finishes well in traffic ... fiercely competitive with non-stop motor that makes her valuable asset at both ends of the court ... will battle for a place in Notre Dame's regular rotation early in her college career.

HIGH SCHOOL: Graduated from Manasquan High School in Manasquan, New Jersey, where she played three seasons (the last two coached by Lisa Kukoda), after spending her sophomore season at Point Pleasant Beach High School in Point Pleasant Beach, New Jersey ... combined career per-game statistical averages (both schools) of 22.1 points, 6.8 rebounds, 3.4 assists and 3.0 steals, along with 2.4 three-point field goals ... appeared in 114 games during her prep career, piling up 2,525 points, 770 rebounds, 388 assists and 344 steals, as well as 271 three-point field goals made ... joins older sister Michaela as only sisters in state history to each score at least 2,000 points in their high school careers ... helped her teams to a combined 115-12 (.906) record, four Shore Conference titles, four New Jersey State Interscholastic Athletic Association (NJSIAA) state championships and two New Jersey Tournament of Champions crown (across all groups/classes) ... as a senior in 2014-15, averaged 26.1 points (tops in the state), 8.1 rebounds, 3.1 assists and 2.0 steals per game with 10 double-doubles, leading Manasquan to a 31-2 record, a No. 8 ranking in the final MaxPreps national high school poll and No. 19 ranking in the final *USA Today* Super 25 poll, the New Jersey Tournament of Champions title, the NJSIAA Group II state championship and the Shore Conference crown ... amassed eight 30-point games as a senior, including a season-best 40 points against Holmdel and 36 points against St. Rose in the Tournament of Champions title game, scoring 17 points in the fourth quarter and her team's final 13 points in a 59-55 win ... as a junior in 2013-14, played in final 20 games for Manasquan (due to transfer rules), averaging 20.5 points, 7.8 rebounds, 3.6 steals and 3.5 assists per game with seven double-doubles while helping Warriors to a 27-6 record, the Shore Conference championship, the NJSIAA Group II state title and a berth in the New Jersey Tournament of Champions final ... as a sophomore in 2012-13, played at Point Pleasant Beach, pacing the Garnet Gulls to 25-2 record, the Shore Conference championship, the NJSIAA Group I state championship and a semifinal spot in New Jersey Tournament of Champions, all while averaging 26.0 points (fifth in the state), 8.2 rebounds, 5.1 steals and 4.9 assists per game ... scored career-high 49 points against Gloucester County High School in March 2013 ... as a freshman in 2011-12, played alongside older sister Michaela at Manasquan, teaming up to lead their school to a 32-2 record, a No. 17 ranking in the final *USA Today* Super 25 poll, the Shore Conference championship, the NJSIAA Group III state title and the New Jersey Tournament of Championship crown ... averaged 15.1 points, 4.8 rebounds, 3.0 assists and 2.0 steals per game with one double-double during her rookie prep season ... also played AAU basketball for New York's Exodus program, competing under the guidance of coaches Thomas Davis and Chris Mooney, after previously playing AAU ball for New Jersey Demons.

PREP AWARDS/HONORS: 2015 McDonald's High School All-America selection (one of eight McDonald's All-Americans on 2015-16 Notre Dame roster) ... shared Most Valuable Player honors at 2015 McDonald's High School All-America Game after collecting 12 points, six rebounds and three steals in East Team's 89-87 win over the West

at Chicago's United Center — two of her teammates on the East squad were fellow Notre Dame freshmen Arike Ogunbowale and Ali Patberg ... also played in 2015 Jordan Brand Classic (the inaugural girls' game for the event that began in 2002), helping East Team to 76-75 win over the West at Barclays Center in Brooklyn, New York - Patberg joined her on East squad, while Ogunbowale played on West Team ... 2015 Parade All-America selection ... 2015 MaxPreps All-America First Team pick ... 2015 *USA Today* All-USA Second Team choice ... 2015 Naismith Trophy second-team All-American ... 2015 Women's Basketball Coaches Association (WBCA) honorable mention All-American ... 2015 Gatorade New Jersey High School Player of the Year ... 2015 *USA Today* All-USA New Jersey Player of the Year ... two-time *USA Today* All-USA New Jersey First Team selection (2014, 2015) ... three-time *Asbury Park Press* Player of the Year (2013, 2014, 2015) ... two-time Newark *Star-Ledger* Monmouth County Player of the Year (2014, 2015) ... two-time *Coast Star* Player of the Year (2014, 2015) ... 2013 *Coast Star* Defensive Player of the Year ... three-time Newark *Star-Ledger* All-State First Team (2013, 2014, 2015) ... three-time MSG Varsity all-state selection (first team in 2014 and 2015; second team in 2013) ... four-time *Asbury Park Press* All-Shore choice (first team in 2013, 2014 and 2015; second team in 2012) ... 2012 Newark *Star-Ledger* and MSG Varsity All-Freshman First Team ... ranked No. 7 in Class of 2015 by Prospects Nation ... ranked No. 8 by Blue Star Basketball ... ranked No. 11 by *All-Star Girls Report* ... ranked No. 26 (five-star player) by ESPNW Hoopurz/Dan Olson Collegiate Girls Basketball Report.

INTERNATIONAL COMPETITION: Earned a gold medal as a member of the 2014 USA Basketball Under-18 National Team at the FIBA Americas U18 Championship in Colorado Springs, Colorado — one of her teammates on that squad was current Notre Dame sophomore forward Brianna Turner ... helped 2014 USA U18 squad to a 5-0 record at the FIBA Americas U18 Championship, winning by an average of 44.8 points per game ... averaged 7.8 points and 3.6 assists per game with a 3.6 assist/turnover ratio and a .417 three-point shooting percentage ... second on the team (second among all players in the eight-team tournament) in assist/turnover ratio ... second on the team (fourth in the tournament) in three-point percentage ... third on the team (tied for fourth in the tournament) in assists ... scored in double figures three times, including tournament-high 12 points against El Salvador during group stage.

PERSONAL DATA: Last name is pronounced MAY-bree ... daughter of Patti and Roy Mabrey ... third of five siblings ... older sister, Michaela, is a senior on the Notre Dame women's basketball team (the third sister combination to play for Notre Dame, and the first to do so in the same season since Carol and Maggie Lally during the program's first two varsity seasons of 1977-78 and 1978-79 — Sheila and Sara Liebscher are the other sister combination to play for the Fighting Irish, Sheila from 1979-81 and Sara from 1987-91) ... the Mabreys also are one of three sister duos on Notre Dame athletic teams in 2015-16 — the Fighting Irish women's soccer team features two sets of sophomore twins (Monica and Sabrina Flores from Livingston, New Jersey, and Kaitlin and Taylor Klawunder from Coto de Caza, California) ... the Mabreys' older brother, Roy played basketball from 2011-15 at Saint Anselm College in Manchester, New Hampshire ... the Mabreys are among 10 New Jersey residents to join the Notre Dame women's basketball program, and first in nearly two decades (Fighting Irish All-America guard/Turnersville native Karen Robinson played from 1987-91, followed by Keyport product Audrey Gomez from 1991-93) ... loves watching scary movies and bowling ... favorite food is ice cream ... favorite color is green ... likes playing racquetball and getting manicures ... is ambidextrous ... currently enrolled in Notre Dame's unique First Year of Studies program, which offers students the opportunity to explore various areas of special interest and obtain a foundation in liberal education before declaring a major ... some other Fighting Irish players who have worn No. 3 include Ericka Haney, Kristin Knapp and Mollie Peirick.

THIS IS NOTRE DAME

2015-16 SEASON PREVIEW

THE FIGHTING IRISH

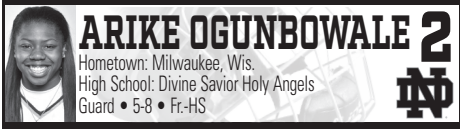
COACHES AND STAFF

OPPONENTS

2014-15 SEASON IN REVIEW

RECORDS

HISTORY



OVERVIEW: Nicknamed "Rico" ... smooth and powerful athlete with scorer's mentality ... versatile skill set that makes her a threat from virtually any spot on the floor ... attacks with purpose off the dribble ... solid perimeter shooter ... relishes contact and uses strength to her advantage on the glass at both ends of the court ... blend of physicality and athleticism makes her a valuable defender at numerous positions ... adds another diverse weapon in Notre Dame's arsenal ... should contend for regular minutes in Fighting Irish rotation early in her career.

HIGH SCHOOL: Graduated from Divine Savior Holy Angels High School in Milwaukee, Wisconsin (combined record of 83-17, 830), where she was coached by Jeff Worzella (senior season) and Scott Witt (first three seasons) ... career per-game statistical averages of 22.2 points, 9.6 rebounds, 3.5 assists and 2.2 steals with 544 field-goal percentage and .389 three-point percentage ... scored 2,240 points in her career, good for sixth on Wisconsin all-time scoring list ... as a senior in 2014-15, averaged 27.2 points (second in state), 9.2 rebounds, 2.8 assists and 2.5 steals per game with three double-doubles, pacing DSHA to 25-2 record, Wisconsin Interscholastic Athletic Association (WIAA) Division I state championship and Greater Metro Conference title ... scored 763 total points, tying for seventh-highest single-season performance in state history ... posted eight 30-point games, including a school-record 55 points in state semifinal win over Middleton (state tournament record for either gender and tying the third-highest single-game scoring mark in Wisconsin high school history) ... as a junior in 2013-14, averaged 22.7 points, 12.3 rebounds, 3.8 assists and 2.8 steals per game with 19 double-doubles while leading her team to a 20-5 record and Greater Metro Conference title ... also shot 51.0 percent from the field, 34.0 percent from the three-point line and 76.0 percent from the free-throw line ... as a sophomore in 2012-13, paced Divine Savior Holy Angels to a 21-4 record and a spot in WIAA Division I sectional semifinals as well as a runner-up finish in the Greater Metro Conference ... averaged 20.4 points, 9.6 rebounds, 4.5 assists and 3.1 steals with 12 double-doubles while shooting 53.0 percent from the field and 38.3 percent from the three-point line ... as a freshman in 2011-12, helped her school to a 17-6 record and a second-place finish in the Greater Metro Conference while collecting 17.3 points, 8.3 rebounds, 3.6 assists and 1.9 steals with seven double-doubles, shooting 46.3 percent from the field as well as 34.3 percent from the three-point line ... holds Divine Savior Holy Angels single-season school records for points, rebounds and fewest turnovers (12 in 2012-13) ... played AAU basketball for Minnesota North Tartan club and head coach Greg Dietel ... also played on AAU circuit for Wisconsin's Playground Elite, helping club to 2011 AAU Under-15 national championship.

PREP AWARDS/HONORS: 2015 McDonald's High School All-America selection (one of eight McDonald's All-Americans on 2015-16 Notre Dame roster, and just the third Wisconsin native ever to earn McDonald's All-America status) ... finalist for 2015 Morgan Wootten Award (national high school player of the year honor, presented by McDonald's) ... scored nine points for East Team in 89-87 victory over West squad in 2015 McDonald's High School All-America Game at Chicago's United Center — two of her teammates on the East squad were fellow Notre Dame freshmen Marina Mabrey and Ali Patberg ... also played in 2015 Jordan Brand Classic (the inaugural girls' game for the event that began in 2002), but her West Team dropped 76-75 decision to the East Team at Barclays Center in Brooklyn, New York - Mabrey and Patberg played on East Team at Jordan Brand Classic ... 2015 Parade All-American ... 2015 USA Today All-USA Second Team choice ... 2015 Naismith Trophy second-team All-American ... 2015 Women's Basketball Coaches Association (WBCA) All-American ... three-time Gatorade Wisconsin High School Player of the Year (2013, 2014, 2015) ... three-time Associated Press Wisconsin High School Player of

the Year (2013, 2014, 2015) ... 2015 USA Today Wisconsin Player of the Year ... 2015 Wisconsin Miss Basketball ... four-time USA Today All-USA Wisconsin First Team pick (2012, 2013, 2014, 2015) ... four-time Wisconsin Basketball Coaches Association (WBCA) Division I All-State First Team choice (2012, 2013, 2014, 2015) ... three-time Milwaukee Journal-Sentinel Area Player of the Year (2013, 2014, 2015) ... four-time Milwaukee Journal-Sentinel All-Area First Team (2012, 2013, 2014, 2015) ... four-time Greater Metro Conference Most Valuable Player (2012, 2013, 2014, 2015) ... ranked No. 4 in Class of 2015 by All-Star Girls Report ... ranked No. 5 by Prospects Nation ... ranked No. 6 by Blue Star Basketball ... ranked No. 10 (five-star player) by ESPNW Hoopgurlz/Dan Olsson Collegiate Girls Basketball Report.

INTERNATIONAL COMPETITION: Five-time USA Basketball medalist (four gold, one silver) ... USA Basketball teams have a combined 41-2 (.953) record with Ogunbowale on the roster ... most recently paced Team USA to silver medal and 8-1 record at 2015 FIBA U18 3x3 World Championships in Debrecen, Hungary ... earned 2015 FIBA 3x3 U18 World Championship All-Tournament Team honors after leading tournament in scoring (6.7 ppg.) ... helped the United States to 13-0 record and gold medal at the 2014 Youth Olympic Games (played using 3x3 format) in Nanjing, China ... averaged 6.6 points per game in the tournament, including seven points and basket that put the Americans ahead for good with three minutes left in 19-10 gold medal victory over Netherlands ... also in 2014, played for the USA Basketball Under-17 National Team that went 7-0 en route to the gold medal at the FIBA U17 World Championship in Czech Republic ... started all seven games for Team USA, averaging 10.7 points and 3.7 rebounds per game with a team-high .435 three-point shooting percentage ... also ranked second on team in steals (13) and third in scoring ... member of the 2013 USA Basketball Under-16 National Team that went 5-0 and earned the gold medal at the FIBA Americas U16 Championship in Cancun, Mexico ... averaged 10.0 points, 3.2 rebounds and 1.6 assists per game ... suited up alongside current Notre Dame sophomore forward Brianna Turner for the 2013 USA Basketball 3x3 U18 World Championship Team that won the gold medal with an 8-1 record in Jakarta, Indonesia ... during USA Basketball career, has competed in five foreign countries (China, Czech Republic, Hungary, Indonesia and Mexico).

PERSONAL DATA: Name is pronounced uh-REE-kay oh-noon-buh-WAH-lay ... first name means "something that you see and you cherish" in her father's native Nigeria ... daughter of Yolanda and Gregory Ogunbowale ... youngest of three children ... older brother, Dare (pronounced DAR-ay), is a redshirt junior running back on football team at University of Wisconsin ... cousin, Diamond Stone is a freshman center on men's basketball team at University of Maryland ... mother, Yolanda, was a softball pitcher at DePaul University (under her maiden name of Yolanda Block) ... cousin, Ryan Evans, was a guard/forward on men's basketball team at University of Wisconsin ... aunt, Cynthia Oliver-Stone, played volleyball at the University of Arkansas-Pine Bluff ... cousin, Endia Oliver, played volleyball at Tennessee State University ... father, Gregory, played soccer and rugby and later served in Nigerian Army ... second player of Nigerian heritage to play for Notre Dame in recent years, following in footsteps of former All-America forward/Canadian National Team member Natalie Achonwa (2010-14) ... sixth Wisconsin native to play for Fighting Irish women's basketball team and the first since Watertown resident Deb Fitzgerald (1988-92) — the most recent Milwaukee product to play for Notre Dame was standout forward Heidi Bunek (1985-89) ... an extremely gifted soccer player in her youth, winning four Wisconsin State Cup championships during her club soccer days with Lake Country United (2010-12) and FC Milwaukee (2009), the latter club also having produced current Notre Dame women's soccer senior defender (and 2012 Divine Savior Holy Angels High School graduate) Brittany Von Rueden (pronounced von REE-den) ... active in numerous community service projects including Special Olympics and Ronald McDonald House ... was member of high school's Sister of Culture Club and Student-Athlete Advisory Council ... currently enrolled in Notre Dame's unique First Year of Studies program, which offers students the opportunity to explore various areas of special interest and obtain a foundation in liberal education before declaring a major ... some other Fighting Irish players who have worn No. 2 include Charel Allen and Veronica Badway.



OVERVIEW: Fundamentally-sound point guard with high basketball IQ and passion for the game ... quintessential gym rat who is never satisfied with her performance and always looking to find ways to improve ... strong ball-handler with superb court awareness and passing skills ... also not afraid to attack and score when situation calls for it ... tenacious defender who welcomes opportunity to battle on the boards whenever possible ... picks up concepts quickly, making her adjustment to the college level and Notre Dame's Princeton-based offense that much smoother ... provides solid depth in the Fighting Irish backcourt and will challenge for playing time from the moment she takes the court.

HIGH SCHOOL: Graduated from Columbus North High School in Columbus, Indiana (combined record of 99-9, .917), where she was coached by Pat McKee ... career per-game statistical averages of 18.9 points, 7.0 rebounds, 5.0 assists and 2.6 steals ... scored 2,026 points in her career, good for 28th on Indiana all-time scoring list ... holds 11 school records, including marks for career points (2,026), assists (534) and steals (273), and ranks among the top 10 on 24 of school's single-game, single-season or career record lists ... as a senior in 2014-15, took Columbus North to its first-ever Indiana High School Athletic Association (IHSAA) Class 4A state championship, as well as semistate, regional, sectional and Conference Indiana crowns, posting a 28-1 record, while ranking 15th or higher in five major national high school polls, including No. 5 final ranking by MaxPreps ... averaged career highs of 25.9 points (fifth in state), 8.8 rebounds, 6.1 assists and 3.1 steals per game with .536 field-goal percentage in her final prep season ... scored career-high (and school-record) 44 points at Martinsville ... grabbed career-high 15 rebounds against Heritage Christian ... logged career-best 11 steals against Terre Haute North ... as a junior in 2013-14, helped her team to a 23-3 record and IHSAA Class 4A sectional title, as well as Conference Indiana championship ... averaged 18.3 points, 7.1 rebounds, 5.9 assists and 2.8 steals per game ... dished out career-high (and school-record) 12 assists at Southport in January 2014 ... as a sophomore in 2012-13, paced Columbus North to 25-1 record, IHSAA Class 4A sectional crown and Conference Indiana title ... averaged 18.0 points 6.1 rebounds, 4.1 assists and 1.9 steals per game ... as a freshman in 2011-12, helped school to 23-4 record, finishing as IHSAA Class 4A state runner-up while winning IHSAA Class 4A semistate, regional and sectional championships, as well as a share of Conference Indiana title ... averaged 12.9 points, 5.8 rebounds, 3.9 assists and 2.3 steals per game ... played AAU basketball for Indiana Elite club program, coached by her father, Ron Patberg ... age-group team previously was coached by former Indiana University men's basketball All-American Damon Bailey, who helped Indiana Elite to three top-five finishes in AAU national championship tournament, including runner-up showing in 2008.

PREP AWARDS/HONORS: 2015 MaxPreps National High School Player of the Year ... 2015 McDonald's High School All-America selection (one of eight McDonald's All-Americans on 2015-16 Notre Dame roster) ... registered three points, six rebounds and five assists in East Team's 89-87 win over the West at Chicago's United Center — two of her teammates on the East squad were fellow Notre Dame freshmen Marina Mabrey and Arike Ogunbowale ... also played in 2015 Jordan Brand Classic (the inaugural girls' game for the event that began in 2002), helping East Team to 76-75 win over the West at Barclays Center in Brooklyn, New York - Mabrey joined her on East squad, while Ogunbowale played

on West Team ... 2015 Parade All-America selection ... two-time MaxPreps All-America selection (first team in 2015, sixth team in 2014) ... 2015 USA Today All-USA Second Team choice ... 2015 Naismith Trophy third-team All-American ... 2015 Women's Basketball Coaches Association (WBCA) All-American ... 2015 Indiana Miss Basketball ... 2015 Gatorade Indiana High School Player of the Year ... 2015 USA Today All-USA Indiana Player of the Year ... 2015 Indiana All-Star Team choice ... 2014 Indiana Junior All-Star Team member ... three-time USA Today All-USA Indiana honoree (first team in 2015, second team in 2014, honorable mention in 2013) ... four-time Associated Press all-state choice (first team in 2015, second team in 2014, third team in 2013, high honorable mention in 2012) ... two-time Indiana Coaches of Girls Sports Association All-State First Team selection (2013, 2015) ... 2015 IBCA Supreme 15 Senior All-State selection ... three-time Hoosier Basketball Magazine All-State First Team selection (2013, 2014, 2015) ... three-time Columbus Republic Area Player of the Year (2013, 2014, 2015) ... three-time Indiana Basketball Coaches Association (IBCA) Underclass all-state pick (first team in 2013, 2014; honorable mention in 2012) ... four-time Columbus Republic All-Area First Team honoree (2012, 2013, 2014, 2015) ... four-time All-Conference Indiana First Team choice (2012, 2013, 2014, 2015) ... ranked No. 14 (five-star player) in Class of 2015 by espnW Hoopgurlz/Dan Olson Collegiate Girls Basketball Report ... ranked No. 16 by Prospects Nation ... ranked No. 19 by All-Star Girls Report ... ranked No. 20 by Blue Star Basketball.

INTERNATIONAL COMPETITION: Earned gold medal with 2015 USA Basketball Under-19 National Team at FIBA U19 World Championships in Chekhov, Russia ... appeared in all seven games for Team USA (which posted 7-0 record), averaging 3.7 points, 4.6 rebounds and 2.0 assists per game ... nearly posted two double-doubles in the tournament, collecting 11 points and a team-high nine rebounds against Argentina in the round of 16, and registering seven points and nine rebounds against Canada in the quarterfinals ... participated in the 2014 USA Basketball Under-18 National Team Trials alongside two of her future Notre Dame teammates — current sophomore forward Brianna Turner and fellow freshman guard Marina Mabrey.

PERSONAL DATA: Daughter of Julie Davis and Ron Patberg ... one of four children ... the 21st Indiana resident to suit up for Notre Dame women's basketball program, and one of two on the 2015-16 Fighting Irish roster, along with junior forward and Fishers, Indiana, product Taya Reimer ... she not only continues Hoosier State connection that has produced more Fighting Irish players than any other state, but also extends the program's remarkable talent pipeline along U.S. Route 31 (the 18th Notre Dame women's basketball player to come from a hometown located within 40 miles of one of the state's primary north-south arteries, a legacy that includes such notables as Skylar Diggins, Ruth Riley, Sheila McMillen and Beth Morgan) ... first player to come to Notre Dame from the southern half of Indiana since the tandem of Rosanne Bohman (Greensburg) and current Fighting Irish associate coach Beth (Morgan) Cunningham (Bloomington) played from 1993-97, helping Notre Dame to its first NCAA Women's Final Four berth in 1997 ... as part of her senior project in October 2014, held a basketball skills camp called A Lasting Impact (initials representing her first name) for 100 children in grades 1-8, with the net proceeds of \$2,647 going to the Karen McCaa Foundation (McCaa was a former basketball player and 1989 Indiana All-Star selection from Columbus North High School who has been battling Lyme disease and Addison's disease since 2010) ... currently enrolled in Notre Dame's unique First Year of Studies program, which offers students the opportunity to explore various areas of special interest and obtain a foundation in liberal education before declaring a major ... some other Fighting Irish players who have worn No. 20 include Karen Robinson, Sheila McMillen and Ashley Barlow.

THIS IS NOTRE DAME

2015-16 SEASON PREVIEW

THE FIGHTING IRISH

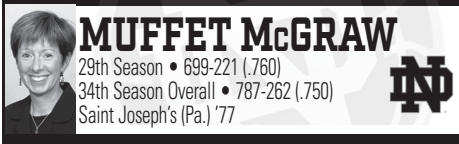
COACHES AND STAFF

OPPONENTS

2014-15 SEASON IN REVIEW

RECORDS

HISTORY



"If we searched for an entire year. I don't think we would find anyone better suited for our program."

With those words, former Notre Dame director of athletics **Gene Corrigan** announced the hiring of **Muffet McGraw** as the third head coach of the Fighting Irish women's basketball program on May 18, 1987. Corrigan may not have realized it at the time, but he also ushered in an era of unparalleled success in women's basketball at Notre Dame, brought to life on the shoulders of a five-foot-6 dynamo who accepts nothing less than the very best from herself, her players and her program.

Ask anyone familiar with women's basketball about McGraw and her Notre Dame program and inevitably, you'll hear the same two words — consistency and excellence. And it's no wonder, when you consider what McGraw and the Fighting Irish have achieved in the past 28 seasons:

- The 2001 NCAA national championship, defeating Purdue in the title game, 68-66. McGraw is one of seven active Division I coaches to guide her team to a national title.
- Five trips to the NCAA Division I national championship game, including four of the past five NCAA title contests (2011, 2012, 2014 and 2015). McGraw is one of just two active Division I coaches (and four all-time) with at least five appearances in the NCAA national championship game — the other three Division I coaches (Tennessee's Pat Summitt, UConn's Geno Auriemma and Louisiana Tech's Leon Barmore) all are enshrined in the Naismith Memorial Basketball Hall of Fame.
- Seven trips to the NCAA Women's Final Four (1997, 2001, 2011, 2012, 2013, 2014, 2015). McGraw is one of just three active Division I coaches (and five all-time) to lead her team to seven Women's Final Four appearances.
- 13 NCAA Sweet 16 trips, all in the past 19 seasons (1997-2015). The Fighting Irish are one of five teams in the nation to make that claim (and five to do so in the past six years).
- Three-time consensus National Coach of the Year, sweeping the four major coaching honors (Associated Press, WBCA, Naismith Award and USBWA) in 2001, 2013 and 2014. McGraw is the first NCAA Division I coach to sweep the "Big Four" awards three times in her career.
- Six-time conference Coach of the Year, most recently collecting her first ACC Coach of the Year trophy in 2014. McGraw has earned her six coaching honors in five different conferences during her career (the past five awards while at Notre Dame), having also garnered accolades in the East Coast (1983 - at Lehigh), North Star (1988), Midwestern Collegiate/Horizon League (1991), BIG EAST (2001, 2013) and Atlantic Coast (2014) conferences.
- Ranks 10th all-time among NCAA Division I coaches (seventh among active coaches) with 787 career wins entering the 2015-16 season.
- Ranks 14th all-time among Division I coaches (12th among active coaches) with a .750 career winning percentage entering the 2015-16 season.
- Tied for eighth all-time among NCAA Division I coaches (tied for fifth among active coaches) with 27 20-win seasons, including 25 of her 28 seasons at Notre Dame with 20-or-more victories, as well as 21 in the past 22 years (1993-2015). The Fighting Irish also have posted 12 25-win seasons, seven 30-win campaigns and four 35-win seasons in the past 18 years (1997-2015) under McGraw's tutelage.
- Made 22 NCAA tournament appearances, including a current string of 20 consecutive NCAA tournament berths (the fifth-longest active run of consecutive appearances and seventh-longest streak at any time in NCAA tournament history). During this current streak (1996-2015), Notre Dame has won at least one NCAA postseason game 18 times.
- Won 10 conference regular-season titles, including the past four in a row outright in both the BIG EAST (2012, 2013) and ACC (2014, 2015). The Fighting Irish also ran the table twice in that span, going 16-0 in both the BIG EAST (2012-13) and ACC (2013-14), the latter being the first 16-0 record by an ACC school in 11 seasons. What's more, under McGraw's guidance, Notre Dame

has placed among the top four in the final conference standings 25 times in her 28 seasons.

- Earned eight conference tournament championships, including each of the past three seasons as members of the BIG EAST (2013) and ACC (2014 & 2015).
- Collected 125 wins over ranked opponents, including 111 in the past 17 seasons (1998-99 through 2014-15). In addition, 50 of those wins have come against top-10 opponents, including 18 against top-five teams and four against No. 1-ranked squads.
- Made 294 appearances in the Associated Press Top 25 poll, including an active school-record streak of 155 consecutive weeks in the AP poll. McGraw is seventh among active Division I coaches and 15th all-time in AP poll appearances (entering the 2015-16 season). Notre Dame also has spent 183 weeks ranked among the top 10 teams in the nation, all in the past 19 seasons (1997-2015).
- Guided Notre Dame to the No. 1 ranking in the WBCA/USA *Today* coaches' poll on Nov. 25 and Dec. 2, 2014, the first time the Fighting Irish were in the top spot since the final poll of Notre Dame's 2001 NCAA national championship season. Notre Dame also became the first ACC team to earn the No. 1 ranking since March 12, 2007 (Duke).
- 19 consecutive top-20 recruiting classes, dating back to the incoming class of 1997 (and including the incoming class of 2015, ranked as high as No. 3 in the nation). Notre Dame is one of just three programs in the nation that owns an active streak of that length.
- Ranks second on the all-time wins list (regardless of sport) in the 127-year history of Fighting Irish athletics, trailing only the late **Michael DeCicco** (774-80 combined record with men's/women's fencing from 1962-95).
- Far and away the winningest basketball coach (men's or women's) in school history, with noted men's skipper **Digger Phelps** second on that list (393 wins).
- A perfect 100-percent NCAA Graduation Success Rate (GSR) score in each of the past seven years (2007-14). In that time, Notre Dame is one of four programs in the country to record a perfect GSR (announced in October) and go on to play for the national title later that same season (something the Fighting Irish did in 2010-11, 2011-12, 2013-14 and 2014-15).

Add it all up and you have the framework for a Hall of Fame career. And, on June 11, 2011, that's exactly what McGraw became, as she officially was the first Notre Dame representative to be inducted into the Women's Basketball Hall of Fame, an accomplishment immortalized with a banner hanging in Purcell Pavilion.

Still, with all of those accomplishments in hand, McGraw has shown no signs of slowing down any time soon. In July 2012, the veteran head coach signed a landmark 10-year contract extension (believed to be among the longest contract agreements in NCAA women's basketball history) that will keep her patrolling the Fighting Irish sidelines through the 2021-22 campaign.

"For more than 25 years, Muffet has led our women's basketball program and represented this University with distinction," said **Rev. John I. Jenkins, C.S.C.**, Notre Dame's president. "Her teams have excelled on the court and in the classroom, and I am absolutely delighted that she will continue to lead the Irish for many more years."

"We are thrilled to be able to enter into a decade-long agreement with Muffet, who is not only the face of Notre Dame women's basketball, but increasingly, the face of women's basketball, given all that she's accomplished," said University vice president and director of athletics **Jack Swarbrick**. "She's taken this program to a place where it's annually in the conversation for the national championship, which is the model all coaches want to follow. She's also playing an important role in the game nationally, and her peers recognize those contributions, as well as the quality of her program here at Notre Dame. Off the court, she has created a program that has a lasting community identification and a special connection between the University and the city of South Bend, which is one of those unique points of intersection that universities have to be careful to build and maintain, and she's done that for us in a really remarkable way."

McGraw's post at Notre Dame was further enhanced on Feb. 16, 2015, when one of her former players, point guard **Karen (Robinson) Keyes** ('91) and her husband, **Kevin**, made a \$5 million gift to their alma mater to endow its head women's basketball coaching position, now known as the Karen and Kevin Keyes Family Head Women's Basketball Coach. It's believed to be the largest endowment gift of its kind in NCAA women's basketball history, as well as the first endowed coaching position of any sort in Notre Dame athletics history.

"Muffet is one of the most important influences in our lives," Karen Keyes said. "We are proud to honor her, recognize her dedication to the University and continue to admire all of the successful women she has coached and developed over her entire career."

•••

Under McGraw's guidance, the past 20 seasons (1995-96 to the present) have been the most successful in Notre Dame's history, reflecting the program's remarkable BIG EAST Conference era and transition to its current home, the Atlantic Coast Conference. During that time, the Fighting Irish have compiled an impressive 540-141 (.793) record, including a sparkling 263-65 (.802) regular-season mark in conference play, finishing their 18-year BIG EAST tenure with the second-best winning percentage (232-64, .784) in that league's history.

During this two-decade span, Notre Dame has averaged 27 victories per year, with four 35-win seasons, seven 30-win campaigns and 12 25-win seasons to its credit. What's more, the Fighting Irish have one NCAA national championship (2001), five NCAA title game appearances (2001, 2011, 2012, 2014, 2015), seven NCAA Women's Final Four births (1997, 2001, 2011, 2012, 2013, 2014, 2015) and 13 Sweet 16 showings since the 1995-96 season, which began the program's current run of 20 consecutive NCAA Championship appearances.

McGraw's coaching acumen was on full display in 2014-15, as the veteran mentor skillfully molded a Notre Dame team without a senior starter and missing 40 percent of its offensive production from the previous season into a 36-3 club that was ranked No. 2 in both major national polls at year's end, won its second consecutive ACC regular-season and tournament titles and advanced to the NCAA Women's Final Four for the fifth year in a row (just the fourth school ever to do so), as well as the NCAA national championship game for the fourth time in five seasons (only the third Division I program to accomplish that feat).

This past season also demonstrated McGraw's remarkable ability to develop and grow her players during the rigors of one of the nation's toughest schedules. With more than half her 13-player roster consisting of freshmen and sophomores (including three starters), McGraw led Notre Dame to 13 wins against ranked opponents, highlighted by a school record-tying eight victories over top-10 teams. In addition, the Fighting Irish reeled off a 22-game winning streak during the final three months of the season, matching the fourth-longest success string in program history (and the fourth consecutive year Notre Dame has had a winning streak of 20 or more games).

THIS IS NOTRE DAME

2015-16 SEASON PREVIEW

THE FIGHTING IRISH

COACHES AND STAFF

OPPONENTS

2014-15 SEASON IN REVIEW

RECORDS

HISTORY

MUFFET MCGRAW'S COACHING HISTORY

Year	School	Record	Pct.	Honors
1982-83	Lehigh	14-9	.609	East Coast Conference Coach of the Year
1983-84	Lehigh	13-9	.591	
1984-85	Lehigh	20-8	.714	
1985-86	Lehigh	24-4	.857	East Coast Conference Champion
1986-87	Lehigh	17-11	.607	
5-year Lehigh total		88-41	.683	
1987-88	Notre Dame	20-8	.714	North Star Conference Coach of the Year
1988-89	Notre Dame	21-11	.656	MCC Regular Season/Tournament Champion, NWIT Tournament
1989-90	Notre Dame	23-6	.793	MCC Regular Season/Tournament Champion
1990-91	Notre Dame	23-9	.719	MCC Regular Season/Tournament Champion, NWIT Tournament, MCC Coach of the Year
1991-92	Notre Dame	14-17	.451	MCC Tournament Champion, NCAA First Round
1992-93	Notre Dame	15-12	.556	
1993-94	Notre Dame	22-7	.786	MCC Regular Season/Tournament Champion, NCAA First Round
1994-95	Notre Dame	21-10	.677	MCC Regular Season Champion, NWIT Tournament
1995-96	Notre Dame	23-8	.742	NCAA Second Round, WBCA Region II Coach of the Year
1996-97	Notre Dame	31-7	.816	NCAA Final Four (National Semifinalist) , East Regional Champion
1997-98	Notre Dame	22-10	.688	NCAA Sweet Sixteen
1998-99	Notre Dame	26-5	.839	NCAA Second Round
1999-2000	Notre Dame	27-5	.844	NCAA Sweet Sixteen
2000-01	Notre Dame	34-2	.945	NCAA NATIONAL CHAMPION , Midwest Regional Champion, BIG EAST Regular Season Co-Champion, Naismith Coach of the Year, Associated Press Coach of the Year, WBCA National Coach of the Year, USBWA National Coach of the Year, WBCA Region I Coach of the Year, BIG EAST Coach of the Year
2001-02	Notre Dame	20-10	.667	NCAA Second Round
2002-03	Notre Dame	21-11	.656	NCAA Sweet Sixteen
2003-04	Notre Dame	21-11	.656	NCAA Sweet Sixteen
2004-05	Notre Dame	27-6	.818	NCAA Second Round
2005-06	Notre Dame	18-12	.600	NCAA First Round
2006-07	Notre Dame	20-12	.625	NCAA Second Round
2007-08	Notre Dame	25-9	.735	NCAA Sweet Sixteen
2008-09	Notre Dame	22-9	.710	NCAA First Round
2009-10	Notre Dame	29-6	.829	NCAA Sweet Sixteen
2010-11	Notre Dame	31-8	.795	NCAA Final Four (National Finalist) , Dayton Regional Champion
2011-12	Notre Dame	35-4	.897	NCAA Final Four (National Finalist) , Raleigh Regional Champion, BIG EAST Regular Season Champion, WBCA Region I Coach of the Year
2012-13	Notre Dame	35-2	.946	NCAA Final Four (National Semifinalist) , Norfolk Regional Champion, BIG EAST Regular Season/Tournament Champion, Naismith Coach of the Year, Associated Press Coach of the Year, WBCA National Coach of the Year, USBWA National Coach of the Year, WBCA Region I Coach of the Year, BIG EAST Coach of the Year
2013-14	Notre Dame	37-1	.974	NCAA Final Four (National Finalist) , Notre Dame Regional Champion, ACC Regular Season/Tournament Champion, Naismith Coach of the Year, Associated Press Coach of the Year, WBCA National Coach of the Year, USBWA National Coach of the Year, WBCA Region II Coach of the Year, ACC Coach of the Year
2014-15	Notre Dame	36-3	.923	NCAA Final Four (National Finalist) , Oklahoma City Regional Champion, ACC Regular Season/Tournament Champion
28-year Notre Dame total		699-221	.760	22 NCAA Championships, 13 NCAA Sweet Sixteens, 7 NCAA Final Fours, 5 NCAA Finals, 1 NCAA Title
33-year career total		787-262	.750	Among D-I coaches all-time - 10th for total wins, 14th for winning percentage, T-8th for 20-win seasons



THE MCGRAW FILE

PERSONAL

Birthday	December 5, 1955
Hometown	West Chester, Pa.
Family	Husband, Matt Son, Murphy (25)

EDUCATION

High School	Bishop Shanahan High School
College	Saint Joseph's University, Pa. B.S. in sociology, 1977

PLAYING EXPERIENCE

Saint Joseph's University, Pa.....	1973-77
California Dreams (WBL).....	1979

COACHING EXPERIENCE

Head Coach	1977-79
Archbishop Carroll High School, Radnor, Pa.	
Assistant Coach	1980-82
Saint Joseph's University, Pa.	
Head Coach	1982-87
Lehigh University	
Head Coach	1987-present
University of Notre Dame	

COACHING HONORS

Women's Basketball Hall of Fame.....	2011
Indiana Basketball Hall of Fame.....	2014
<i>(Silver Medal recipient)</i>	
National Coach of the Year.....	2001, 2013, 2014
<i>(Associated Press, WBCA, USBWA, Naismith)</i>	
<i>(Naismith CDY finalist in 1997, 1998, 2005, 2012)</i>	
N.Y. Athletic Club Winged Foot Award.....	2001
WBCA Region Coach of the Year	
Region I.....	2001, 2012, 2013
Region II.....	1996, 2014
Conference Coach of the Year	
East Coast Conference.....	1983
North Star Conference.....	1988
Midwestern Collegiate Conference.....	1991
BIG EAST Conference.....	2001, 2013
Atlantic Coast Conference.....	2014
Gold Medalist, U.S. Olympic Festival.....	1993
<i>(Assistant Coach, South Team)</i>	
Philadelphia Big Five Hall of Fame.....	1990
Saint Joseph's Athletics Hall of Fame.....	2002
Saint Joseph's WBB Hall of Fame.....	1986
WBCA Carol Eckman Award.....	2009
Notre Dame Honorary Alumna.....	1997
<i>(presented by Notre Dame Monogram Club)</i>	

COACHING HIGHLIGHTS

NCAA National Championships.....	1 (2001)
NCAA Title Games.....	5 (2001, 2011, 2012, 2014, 2015)
NCAA Final Fours.....	7
<i>(1997, 2001, 2011, 2012, 2013, 2014, 2015)</i>	
NCAA Sweet Sixteen appearances.....	13
<i>(1997, 1998, 2000, 2001, 2003, 2004, 2008, 2010, 2011, 2012, 2013, 2014, 2015)</i>	
NCAA Championship bids.....	22 (1992, 1994, 1996-2015)
NIT Tournament bids.....	3 (1989, 1991, 1995)

PROFESSIONAL AFFILIATIONS (* = current)

- *Women's Basketball Coaches Association
- *WBCA Board of Directors (Division I Legislative Chair)
- NCAA D-I Women's Basketball Issues Committee (chair)
- WBCA Special Committee on Recruiting & Access
- U.S. Commission for Opportunity in Athletics
- USA Basketball Women's Collegiate Committee

To be sure, the night of April 1, 2001, is one McGraw and the Fighting Irish faithful will never forget. On that memorable Sunday evening in St. Louis, Notre Dame defeated Purdue, 68-66 as McGraw's 14th Fighting Irish team won the school's first NCAA women's basketball championship. It was the second Final Four appearance in five years for McGraw's troops, who became the only NCAA champion to erase double-figure deficits in both of its Final Four contests. Having coached the Fighting Irish to their best ever regular-season record at 26-1 and a (then) school-record 34 wins (the second 30-win campaign in school history), and having guided Notre Dame to its best record (34-2) and season winning percentage (.944), McGraw earned numerous national awards for her efforts. For the first time in her career, she received national coach-of-the-year honors from the WBCA, USBWA, AP and the Atlanta Tipoff Club (Naismith Award). **Ruth Riley** joined McGraw for the latter two honors, earning AP and Naismith player-of-the-year laurels, and she also was recognized as the nation's top student-athlete when she was named the CoSIDA Academic All-America® Team Member of the Year.

In addition, the New York Athletic Club honored McGraw with the 2001 Winged Foot Award, which is presented annually to the coach of the NCAA champion. She also was selected as the WBCA District I Coach of the Year and was voted the BIG EAST Coach of the Year for the first time.

McGraw has led the Fighting Irish to all 22 of their NCAA Championship appearances, the first coming in 1992 and the second in 1994. Yet, Notre Dame's first NCAA Championship win didn't come until after it joined the BIG EAST Conference in 1996 when, as the 12th seed in the Midwest region, the Fighting Irish stunned fifth-seeded and 15th-ranked Purdue, 73-60, in Lubbock, Texas. The success of that 1995-96 campaign and a 23-8 record earned McGraw national recognition as well, as she was named the WBCA District II Coach of the Year.

One season later, McGraw and the Fighting Irish made an even bigger national statement, going all the way to the Final Four. Notre Dame compiled a gaudy 31-7 record (at the time the most wins in school history) and the first 30-win season in the program's history. Also, for the first time ever, the Fighting Irish were ranked in both the AP and ESPN/USA Today polls from the preseason until the end of the year. Notre Dame earned its first-ever top 10 ranking at the end of November and achieved all-time high finishes in both final polls, finishing fifth in the ESPN/USA Today rankings and 15th in the AP poll.

McGraw and the Fighting Irish got to the 1997 NCAA Women's Final Four the hard way, beating three consecutive ranked opponents on the road. In its NCAA first-round game in Austin, Texas, Notre Dame cruised to a 93-62 victory over Memphis. Its second round contest matched the Irish up with Texas. Undaunted by the hostile Longhorn crowd, Notre Dame pulled off an 86-83 upset of its 14th-ranked hosts.

Making their first-ever Sweet Sixteen appearance, the Fighting Irish erased a nine-point halftime deficit and went on to defeat eighth-ranked Alabama, 87-71 in Columbia, S.C. Notre Dame then claimed the East Regional championship and booked its first trip to the Final Four with a 62-52 win over No. 22 George Washington.

An 80-66 loss to eventual national champion Tennessee couldn't dampen what remains a defining season in the program's history and one that would set the stage for the memorable events of 2000-01 and Notre Dame's ascension into the ranks of college basketball's elite programs.

To understand the competitive fire that has fueled much of McGraw's success, you have to go back to her playing days. A four-year starter at Saint Joseph's University in Philadelphia, she captained the 1976-77 Hawk team that finished 23-5 and was ranked third nationally. In four seasons at Saint Joseph's University, McGraw helped her team compile a 59-12 mark, while participating in the regional Eastern Association for Intercollegiate Athletics for Women (EIAIW) tournament once and the national AIAW tourney once.

She received her bachelor's degree in sociology from Saint Joseph's University in 1977. Following graduation, she coached for two seasons at Philadelphia's Archbishop Carroll High School where she guided her teams to a 50-3 record, including a 28-0 mark during her second year. In that 78-79 season, she led her squad to the Catholic League title and was named coach of the year for the Philadelphia Catholic League.

McGraw then played point guard for one year with the California Dreams in the Women's Professional Basketball League (WBL). She returned to her alma mater in 1980, serving as an assistant coach for two seasons under **Jim Foster** (now the head coach at Chattanooga).

In 1982, McGraw was named head coach at Lehigh University, leading that school to unprecedented success. Her teams were 88-41 (.683) during her five-year tenure. She was named East Coast Conference Coach of the Year following her first season with the Engineers (as they were then known) in 1982-83. Her '84-85 and '85-86 teams posted back-to-back 20-win seasons, finishing 20-8 and 24-4, respectively. The latter squad won the most games in women's basketball history at the school, while claiming both the ECC regular-season and tournament titles.

In her first season at Notre Dame (1987-88), McGraw took a team which finished 12-15 the previous year and guided that squad to a 20-8 mark, including the program's first-ever win over a ranked opponent (78-66 at No. 17 Duke) as she was named North Star Conference Coach of the Year.

The following year, McGraw and the Fighting Irish moved into the Midwestern Collegiate Conference (MCC) — now known as the Horizon League — and set about establishing a standard of excellence in that conference that has yet to be duplicated.

In seven years as a member of the MCC, Notre Dame won five regular-season and tournament championships, including four consecutive tournament crowns from 1989-92. McGraw's teams never finished lower than second in the regular-season standings and advanced to the semifinals of the conference tournament all but once. Notre Dame wound up compiling an 87-15 (.853) record in MCC regular-season games and was 13-2 (.867) in tournament play.

While her teams' successes in the MCC were impressive, McGraw and the Fighting Irish had their sights set on bigger goals. The first of those aims was achieved on Dec. 28, 1990, when Notre Dame

announced its presence on the national basketball scene with a historic 71-66 win over No. 11 Louisiana Tech in the first round of the Texaco-Hawk Classic in McGraw's hometown of Philadelphia. The next evening, the Fighting Irish upended McGraw's alma mater, Saint Joseph's (Pa.), 72-53, in the championship game, causing Hall of Fame sportswriter **Mel Greenberg** to note in the *Philadelphia Inquirer* the following day, "They were the kind of wins that get a team noticed on the national level."

Those words proved prophetic only days later when, on Dec. 31, 1990, the Fighting Irish women's basketball program earned the school's first national ranking. Notre Dame entered the AP poll at No. 25 and remained in both the AP and *USA Today* polls for the next nine weeks, climbing as high as 19th in the AP and 18th in the *USA Today* poll.

Throughout her storied coaching career, success for McGraw has meant developing great players, including recent consensus first-team All-Americans **Kayla Diggins** (2012, 2013), **Kayla McBride** (2014) and **Jewell Loyd** (2015). All three also earned conference player-of-the-year honors while playing under the Golden Dome (Diggins - 2012 and 2013 BIG EAST; McBride - 2014 ACC; Loyd - 2015 ACC).

Riley, the 2001 BIG EAST Player of the Year, became the third Notre Dame player to earn AP All-America honors when she was named in '99 to the third team. Riley, who was a unanimous first-team all-BIG EAST selection in 2000 and was the '99 BIG EAST Defensive Player of the Year, also earned WBCA honorable mention All-America honors. She was a member of the '99 U.S. World University Games team and proudly represented her country as a member of the gold medal-winning 2004 U.S. Olympic Team.

Two other players whose names are forever linked to elevating the Notre Dame program to national prominence are '97 graduates **Beth Morgan** (now Beth Cunningham and in her second year as associate coach on McGraw's staff) and **Katryna Gaither**. The two-time Kodak (now WBCA Coaches') and AP honorable mention All-Americans both scored more than 2,000 points during their careers, becoming the first two players from the same team in NCAA history (male or female) to reach that milestone. To this day, they still rank second and third, respectively, on the Fighting Irish career scoring list, while Gaither also stands as the school's second all-time leading rebounder behind Riley. Both players went on to careers at the professional level with the now-defunct American Basketball League (ABL) and the Women's National Basketball Association (WNBA).

The group of Diggins, McBride, Loyd, Riley, Morgan and Gaither highlight an impressive list of 18 Fighting Irish players who have garnered All-America honors during McGraw's career. The Hall of Fame coach also has worked with 17 players who have been selected for USA or Canada Basketball National Teams (Diggins and McBride currently are part of the 2014-16 USA Basketball National Team player pool), with those Notre Dame players earning 32 medals, including 18 golds (highlighted by Riley's gold with the '04 U.S. Olympic Team). In addition, McGraw has coached 28 players who have earned all-conference recognition a total of 60 times, including 22 first-team picks who have been chosen a total of 37 times, and has shaped several other national award winners, namely two Frances Pomeroy

Naismith award recipients (**Niele Ivey** in 2001, **Megan Duffy** in 2006), a two-time Nancy Lieberman Award honoree (**Diggins** in 2012 and 2013) and a pair of selections as United States Basketball Writers Association (USBWA) National Freshman of the Year in Loyd (2013) and **Jacqueline Batteast** (2002).

Another sign of McGraw's success has been her ability to prepare her players for the next level. No less than 28 Notre Dame cagers have gone on to play professionally (domestically or overseas), including 15 who either have been drafted or signed as free agents with WNBA teams.

The past 15 years have seen the greatest influx of Fighting Irish talent into the WNBA, with 13 Notre Dame players having been selected in the league's annual draft since 2001, including six top-10 picks in the past four years and the school's first four WNBA lottery selections (**Devereaux Peters** in 2012 to Minnesota; **Diggins** in 2013 to Tulsa; **McBride** in 2014 to San Antonio, all with the No. 3 overall choice; then Loyd in 2015 to Seattle with the No. 1 overall selection), making Notre Dame the only program in the 19-year history of the WNBA Draft to produce lottery (top-four) picks in four consecutive seasons.

Perhaps no former Fighting Irish player has achieved greater success at the professional level than **Riley**. Less than a month after being named the 2001 NCAA Final Four Most Outstanding Player, Riley was taken with the fifth overall pick in the WNBA Draft by the Miami Sol, where she spent her first two pro seasons. When the Sol folded in 2003, she was the No. 1 overall pick in the WNBA dispersal draft by the Detroit Shock, quickly becoming a crowd favorite in the Motor City.

With Riley in the starting lineup, Detroit rolled to the league title with a storybook "worst-to-first" finish in '03, and Riley herself was named the WNBA Finals MVP, becoming one of just two players in women's basketball history to earn Finals MVP honors at both the NCAA and WNBA levels. She also is one of only nine players in women's basketball lore to earn championships in NCAA, WNBA and Olympic competition. Riley came back to earn a second WNBA title with Detroit in 2006, before being traded to the San Antonio Silver Stars in 2007. Once she arrived in the Alamo City, Riley helped the Silver Stars to five consecutive playoff appearances, including the franchise's first trip to the WNBA Finals in 2008. She returned to the WNBA Finals for a fourth time in 2013 with the Atlanta Dream before retiring a year later.

Riley's bid for a third WNBA crown in 2013 was stopped, but only at the hands of another former Notre Dame All-American, as **Peters** duplicated the Minnesota Lynx to the title (a feat she helped against in 2015 against **Natalie Achonwa's** Indiana Fever), among six times a Fighting Irish alum has hoisted the WNBA hardware. The others who have won pro titles include **Coquese Washington** with the 2000 Houston Comets, and **Batteast**, who was Riley's teammate in Detroit in 2006.

McGraw's teams also have been stellar in the classroom. Since she arrived at Notre Dame in 1987, every women's basketball player who completed her athletic and academic eligibility at the University has graduated. Additionally, two Fighting Irish players — **Riley** and **Duffy** — have been named CoSIDA first-team Academic

McGRAW'S RECORD BREAKDOWN

Overall.....	787-262 (.750)
Record at Notre Dame.....	699-221 (.760)
Conference.....	357-83 (.811)
ACC.....	31-1 (.969)
BIG EAST.....	232-64 (.784)
Midwestern Collegiate.....	87-15 (.853)
North Star.....	7-3 (.700)
Non-Conference (ND only).....	342-138 (.713)
Home (ND only).....	341-58 (.856)
Road (ND only).....	254-121 (.677)
Neutral (ND only).....	104-42 (.712)

MOST CAREER WINS AT NOTRE DAME (MEN'S/WOMEN'S BASKETBALL)

Muffet McGraw (1987-present).....	699
Digger Phelps (1971-91).....	393
Mike Brey (2000-present).....	332
George Keogan (1923-43).....	327
John Jordan (1951-64).....	199

TOP WINNING PERCENTAGES AT NOTRE DAME (MEN'S/WOMEN'S BASKETBALL - min. 5 yrs.)

Bertram Maris (1907-12).....	.794 (78-20)
George Keogan (1923-43).....	.771 (327-97-1)
Muffet McGraw (1987-present).....	.760 (699-221)
Besse Harper (1913-18).....	.686 (44-20)
Moose Krause (1944, 1946-51).....	.671 (98-48)

McGRAW'S MILESTONE WINS AT NOTRE DAME

No. 1.....	Nov. 28, 1987 (67-61 at Loyola (Ill.))
No. 100.....	March 13, 1992 (85-44 vs. Detroit)
No. 116*.....	March 6, 1993 (74-62 vs. Evansville)
No. 200.....	Jan. 29, 1997 (72-71 at Miami (Fla.))
No. 300.....	Dec. 31, 2000 (80-40 vs. Rice)
No. 400.....	Jan. 23, 2005 (63-47 vs. Rutgers)
No. 500.....	Nov. 26, 2009 (84-79 vs. San Diego State)
No. 600.....	Dec. 21, 2012 (83-74 vs. Texas A&M)

* - surpassed career women's basketball wins record at Notre Dame

COACHING ACCOMPLISHMENTS

- One U.S. Olympic gold medalist
- 17 USA or Canada Basketball National Team players (won 32 medals, including 18 golds)
- 18 All-Americans
- Four WNBA champions (won total of six titles)
- Two CoSIDA Academic All-America® selections
- One National Player of the Year
- Two National Freshmen of the Year
- Seven Conference Players of the Year
- 28 All-Conference players (total of 60 selections), including 22 first-team picks (total of 37 selections)
- Five Conference Rookies of the Year
- 23 Conference All-Freshman/Rookie Team choices
- 26 Conference Player of the Week winners (total of 71 selections)
- 17 Conference Freshman/Rookie of the Week picks (total of 43 selections)
- Developed 28 players who have been taken in WNBA Draft (six top-10 picks in past four years, including the No. 1 overall pick in 2015 and No. 3 picks from 2012-14), or who have signed professional contracts as free agents domestically or overseas
- Trained 13 former players/assistants who are currently coaching at the NCAA Division I level (including four head coaches)

THIS IS NOTRE DAME

2015-16 SEASON PREVIEW

THE FIGHTING IRISH

COACHES AND STAFF

OPPONENTS

2014-15 SEASON IN REVIEW

RECORDS

HISTORY

THE MCGRAW COACHING TREE

Former players/assistants and their current roles in basketball

- Ashley Barlow** Assistant Coach, Evansville
Three-time all-BIG EAST choice at ND (2006-10); Member of 2008 and 2010 NCAA Sweet 16 teams
- Kristin (Knapp) Cole** Associate Head Coach, Texas-Arlington
Member of ND's first two NCAA Championship teams (1992, 1994)
- Beth (Morgan) Cunningham** Associate Coach, Notre Dame
Notre Dame's second all-time leading scorer and a two-time All-American (1996-97)
- Melissa D'Amico** Assistant Coach, Yale
Member of 2008 NCAA Sweet 16 team
- Megan Duffy** Assistant Coach, Michigan
Three-time all-BIG EAST pick at ND (2002-06); Member of 2003 and 2004 NCAA Sweet 16 teams
- Bill Fennelly** Head Coach, Iowa State
Assistant Coach at Notre Dame (1987-88)
- Niele Ivey** Associate Coach/Recruiting Coordinator, Notre Dame
Third-team All-American/starter on 2001 NCAA Championship team; Assistant Coach at ND since 2007
- Kevin McGuff** Head Coach, Ohio State
Assistant Coach at Notre Dame (1996-2002); Member of 2001 NCAA Championship team staff
- Carol Owens** Associate Head Coach, Notre Dame
On staff at Notre Dame (1995-2005; 2010-present); Member of 2001 NCAA Championship team staff
- Jonathan Tsipis** Head Coach, George Washington
Assistant/Associate Coach at ND (2003-12); Member of 2011 and 2012 NCAA National Finalist team staffs
- Coquese Washington** Head Coach, Penn State
Co-captain on two of McGraw's teams (1991-93); Assistant/Associate Coach at Notre Dame (1999-2007)
- Erica Williamson** Assistant Coach, Towson
Played in 130 games during ND career (2006-10); Member of 2008 and 2010 NCAA Sweet 16 teams
- Markisha Wright** Graduate Manager, Drake
Member of winningest senior class in ND history (2011-15) that played in four NCAA Final Fours, three finals

All-Americans® with Riley twice earning that honor and going on to be named to the 2001 Academic All-America® Team Member of the Year (for all sports, besting such notables as Duke men's basketball player **Shane Battier** and Purdue football player **Drew Brees**, in addition to earning the NCAA Top VIII Award and an NCAA Post-Graduate Scholarship. Riley subsequently was inducted into the CoSIDA Academic All-America Hall of Fame® in 2012.

McGraw's knack for developing talent also extends to the coaching ranks. No less than 13 of her former players and/or assistant coaches currently are serving as coaches at the college level. In addition, four of her former pupils are presently NCAA Division I head coaches: **Bill Fennelly**, another former aide who is piloting Iowa State; **Kevin McGuff**, a Notre Dame assistant for six seasons who now is the head coach at Ohio State; **Jonathan Tsipis**, a Fighting Irish assistant for nine years who now serves as head coach at George Washington, and **Coquese Washington**, a 1991 Notre Dame graduate and eight-year veteran on McGraw's staff who now is in charge at Penn State. McGuff, Washington, and current Fighting Irish associate head coach **Carol Owens** comprised McGraw's assistant coaching staff on Notre Dame's 2001 NCAA national championship squad, while McGuff and Owens also were on McGraw's staff for Notre Dame's run to the 1997 NCAA Final Four (with a roster that included two of McGraw's current assistants — **Beth (Morgan) Cunningham** and **Niele Ivey**).

On a national level, McGraw is widely regarded as a champion for student-athletes. In June 2002, she accepted an invitation from U.S. Secretary of Education **Rod Paige** to join the Commission on Opportunity in Athletics. Created 30 years after the passage of the Title IX anti-discrimination law, the 15-member panel examined ways to strengthen enforcement and expand opportunities to ensure fairness for all college athletes. McGraw was the only women's basketball coach on

the Commission, which also included former WNBA great **Cynthia Cooper-Dyke**, former U.S. National Soccer Team captain **Julie Foudy** and two-time Olympic gold medalist **Donna DeVarona**.

In the summer of 2004, McGraw served with the WBCA's Special Committee on Recruiting and Access, which helped create numerous proposals to the NCAA that clarified and strengthened national recruiting guidelines. McGraw's work on that committee led to her selection in 2005 as a member of the WBCA's Board of Directors, serving as the Division I Legislative Chair for that body through June 2011. Her efforts to preserve and improve the status of college athletics were recognized by the WBCA in 2009, when she was chosen to receive the prestigious Carol Eckman Award, which goes annually to an active WBCA coach who exemplifies Eckman's spirit, integrity and character through sportsmanship, commitment to the student-athlete, honesty, ethical behavior, courage and dedication to purpose.

Since 2011, McGraw has been front and center as a member of numerous NCAA and WBCA sub-committees focused on growing the sport, including her recent participation in 2013 at the NCAA "White Paper Summit," discussing recommendations presented in Val Ackerman's "White Paper" evaluation of women's college basketball earlier in the year.

• • •

On top of her tireless work at Notre Dame, McGraw often is in demand as a featured speaker at various camps, luncheons and other fundraisers around the country. For several years, she has been a co-chair for the annual "Run, Jane, Run" golf tournament in South Bend, which benefits local chapters of the YWCA. McGraw also has been at the forefront of numerous charitable events in the South Bend area, from book drives for area school children and donations to local food pantries, to silent auctions and receptions that benefit cancer charities.

McGraw had her first book published in 2003, teaming with Bradley University professor **Paul Gullifer** to pen *Coaching Success: Muffet McGraw's Formula for Winning — In Sports and In Life*.

Born Dec. 5, 1955, in Pottsville, Pennsylvania, and raised in nearby West Chester, McGraw is one of the predominant women's basketball figures to come from the Philadelphia metro area. In 1986, she was inducted into the Saint Joseph's University Women's Basketball Hall of Fame, followed by her enshrinement in the Philadelphia Big Five Women's Hall of Fame in 1989. In November 2002, McGraw's alma mater came calling once again, inducting her into the Saint Joseph's University Athletics Hall of Fame.

In 1997, McGraw was named an honorary alumna by the Notre Dame Alumni Association and received an honorary monogram from the Notre Dame Monogram Club.

McGraw and her husband, **Matt**, celebrated their 38th wedding anniversary in 2015, and they have a 25-year-old son, **Murphy**, a 2012 Indiana University graduate, who now works in the corporate offices for Kohl's Department Stores in Milwaukee. The McGraws live in Granger, Indiana.



Muffet McGraw, husband Matt (left) and son Murphy (right) celebrate her induction into the Women's Basketball Hall of Fame in 2011 in Knoxville, Tennessee.

On what the University of Notre Dame means to her ...

"More than anything, I love what Notre Dame stands for. I'm working at a place where integrity matters. It's a place that's committed to excellence in absolutely everything we do, where we can pursue perfection and play for a national championship and still be No. 1 in graduation rate. It's about the players, it's about the people around our program and the values that they all have and the values that Notre Dame stands for.

"It's about wanting to be the best, but it's absolutely about wanting to do it the right way. We think it's important to be ambassadors, to be role models, and we embrace that. Our players enjoy the chance to be recognized in the community and to present that positive image to our fans — that's very important to me and our reputation on campus and in the community has been phenomenal."

On reaching five consecutive NCAA Women's Final Fours ...

"Our expectations have changed. People see us as an elite program and a team that can get to the Final Four on a consistent basis. The past five years have given us an incredible boost in terms of our national prominence, and being in the ACC, which is the best league in women's basketball, gives us the chance to compete against the best teams every night, and that's what every high school player wants.

"At the end of the day, it's all about the players. The players we bring in are those who are a great fit for Notre Dame. It's not necessarily about their talent as much as their chemistry with the rest of the team, and that's probably the biggest reason for our success — our team chemistry. The teams we've had lately have been largely about sharing the ball, developing individually in the off-season and having that work ethic, intensity and competition, all areas that have risen so dramatically of late."

On the evolution of Notre Dame's up-tempo style of play ...

"The biggest thing we've done in our recruiting lately is to look at skilled players. There was a tendency for everybody to look at great athletes for a while, but I want somebody who can score. If you have to guard all five people on the floor, you're going to be a really difficult team to match up with. We've really looked at developing the skill level of our players — we want to be leading the nation in field-goal percentage and assist-to-turnover ratio, and we want to be the team that makes the extra pass and won't turn the ball over as much. In the end, we brought in players that, while they may not have been as highly ranked, we felt like they were a good fit for us.

"It's a style that allows us to give freedom and creativity to all of our players. We want them to grow as a player, find different ways to contribute to the offense and play to their strengths, which is something this offense does very well."

On what makes Notre Dame women's basketball fans so special ...

"They have made Purcell Pavilion a really tough place to play. It's a place that no opponent wants to come into. Our fans are so intelligent, they have great support and passion for us, they want us to play hard and compete, and they inspire us to do just that.

We try to get involved in the community as much as possible because we appreciate what our fans have done for us and we want to be able to give something back to them."

On her scheduling philosophy ...

"We approach our scheduling with the mindset that we want to learn all we can about our team early on. It would be easy for us to schedule many teams that we could beat and pile up a nice record, but it wouldn't do us any good later in the season — we wouldn't be prepared.

"It's important for us to understand what we need to work on in order to get better as a team, and the best way to do that is by challenging ourselves against other top teams. That's why we're playing Connecticut, Tennessee, Ohio State, Oregon State, DePaul and UCLA this year. Playing those teams only makes us better and gets us ready for the challenges we'll see, not only during ACC play, but then into March and the NCAA Championship."

On how her coaching style has developed through the years ...

"I think that it is important for me to develop our staff and help them become head coaches, and one of the best ways you can do that is by getting out and talking with the different people who have different philosophies. You have to create your own philosophy and the only way you are going to do that is to be open to what other people are doing. That's why we've spent time watching and talking with men's coaches like Pete Carril (Princeton; retired), Tom Izzo (Michigan State), Jamie Dixon (Pittsburgh), Brad Stevens (Boston Celtics; formerly Butler) and Stan Van Gundy (Detroit Pistons).

"I like watching how other coaches work. It doesn't really matter what sport — it's really interesting to look at the dynamics and the attitude and just how they treat their team, how they treat their staff and how they coach their teams. All of the leadership and the motivation are the same, no matter what sport you are in."

On the chemistry of her coaching staff ...

"Chemistry is important in every area of the game and that trickles down to the team. The players all see how well we get along and I think that helps them. They know that there is no confusion. You can't run to Mom to complain about Dad. We are a really united group, and we like to spend time together on and off the court. Our meetings are fun, we enjoy being together and we work extremely hard.

"We all have different strengths and each coach is able to fully utilize what her strengths are. They (the other coaches) are extremely talented and I like to give them freedom. They work well on their own with their particular position groups when they are in the gym. They are all good enough to be head coaches one day, and I try to give them the challenges they will see as a head coach. They have a chance to really use their skill sets.

"When you have people as talented as I have on my staff, that's the way to go because they really have accomplished a lot. We are a veteran group, we are very experienced and everyone on the staff has a sense of urgency. They are incredibly organized and just do their jobs extremely well."

"Muffet McGraw has a great winning attitude and has a complete understanding of how to communicate her concepts to her players. She is absolutely a brilliant tactician and does everything with class. She represents the Fighting Irish and the Golden Dome in a very special way."

— Dick Vitale

*ESPN college basketball analyst
2008 Naismith Basketball Hall of Fame inductee*

"I have been fortunate enough to watch Muffet work up close for the past 15 years and have been simply amazed. She is an educator and the kind of person you would want your daughter to play for."

— Mike Bray

Notre Dame men's basketball head coach

"My four years at Notre Dame were indeed life-shaping. From heartbreaking losses to the ultimate level of success, I learned how to handle pressure, what it takes to be a leader and how to balance my faith, family, academics and basketball. I will forever be grateful to Coach McGraw for giving me the opportunity to attend Notre Dame; for instructing me, guiding me and pushing me to achieve my academic and athletic goals; and most of all, for the continual support she shows in my life outside of Notre Dame."

— Ruth Riley ('01)

*Three-time All-American at Notre Dame
2001 National Player of the Year
Two-time WNBA Champion ('03 Finals MVP)
2004 Olympic Gold Medalist - Team USA*

"Year in and year out, Muffet has her team in contention for a national championship. That consistency is what every coach strives for."

— Jim Foster

Chattanooga head women's basketball coach

"Muffet McGraw has made Notre Dame a regular player on the national scene with one NCAA title and five other Final Four appearances already in the books. Her players, in a reflection of herself, have been class acts on the sidelines as well as in the game. Muffet is another of a number of successful women who have demonstrated it is possible to have a solid family life at home as a mom, while also devoting the hours it takes to maintain a high profile entity on the hardwood."

— Mel Greenberg

*Sportswriter, Philadelphia Inquirer (retired)
USBW/Women's Basketball Hall of Famer
Founder of Associated Press Top 25 Poll*

"Muffet has done a great job trying to fight for things that represent all that's good with women's college basketball — trying to maintain the integrity of our game, to protect student-athletes and to have their welfare and best interests (in mind) at the same time."

— Sherri Coale

*Oklahoma head women's basketball coach
WBCA Past President*

THIS IS NOTRE DAME

2015-16 SEASON PREVIEW

THE FIGHTING IRISH

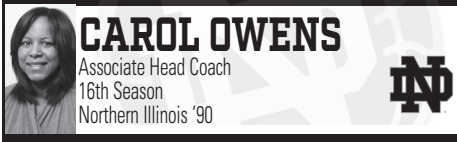
COACHES AND STAFF

OPPONENTS

2014-15 SEASON IN REVIEW

RECORDS

HISTORY



CAROL OWENS

Associate Head Coach
16th Season
Northern Illinois '90

THE OWENS FILE

- **Hometown:** Chicago, Illinois
- **Education:** 1990 – B.A. in communications from Northern Illinois

College Coaching Experience

2010-present

University of Notre Dame
Associate Coach/Associate Head Coach (Sixth Season)

2005-10

Northern Illinois University
Head Coach (Five Seasons)

1995-2005

University of Notre Dame
Assistant Coach/Associate Head Coach (10 Seasons)

1993-95

University of Michigan
Assistant Coach (Two Seasons)

USA Basketball Coaching Experience

2009

FIBA U19 World Championship Team
Head Coach (Gold Medal)

2008

FIBA U18 Americas Championship Team
Head Coach (Gold Medal)

USA Basketball Developmental Coach of the Year

2007

FIBA U19 World Championship Team
Assistant Coach (Gold Medal)

2006

FIBA U18 Americas Championship Team
Assistant Coach (Gold Medal)

One of the nation's premier coaches, **Carol Owens** is in her 16th season on the Notre Dame women's basketball coaching staff, and her seventh as associate head coach for the Fighting Irish, having originally been elevated to that position by head coach **Muffet McGraw** prior to the 2002-03 season (holding that role through the 2004-05 campaign), and then again in the summer of 2012.

Throughout her tenure at Notre Dame, Owens has focused on working with the Fighting Irish post players, while also assisting with the program's nationally-ranked recruiting efforts (Notre Dame has attracted 19 consecutive Top 20 recruiting classes, something only two other schools can match). In addition, she has played a key role in the Fighting Irish scouting efforts, helping create the game plans for some of the program's highest-profile wins, including seven over Connecticut and five against Tennessee in the past five seasons.

During her 16-year combined stint at Notre Dame (first from 1995-2005, then again since 2010-11), Owens has played an important role in the Fighting Irish's rise to national prominence. As the senior member of the program's assistant coaching staff, Notre Dame has posted a 426-93 (.821), averaging more than 28 victories per season in her tenure. The Fighting Irish also won the 2001 national championship, played in the 2011, 2012, 2014 and 2015 NCAA title games, reached the NCAA Women's Final Four seven times (1997, 2001, 2011, 2012, 2013, 2014 and 2015), and made 11 Sweet 16 appearances, all with Owens on staff.

Throughout her career at Notre Dame, Owens has had the magic touch when it comes to developing elite post players, with no fewer than five of her pupils earning a combined 10 All-America citations during their college careers before four went on to be drafted into the WNBA (winning three league titles as professionals to date).

Owens also has consistently appeared on lists of the nation's top assistant coaches. Most recently in 2014, she was chosen as the inaugural recipient of the A Step Up Assistant Coach of the Year Award, presented by Felicia Hall Allen & Associates. In 2001, she was named one of the top five assistant coaches in the country by *Women's Basketball Journal*, and in 2011, *CollegeInsider.com* named her as one of the top 15 active assistants in the nation.

The latest Fighting Irish posts to thrive under Owens' guidance are **Taya Reimer** and **Brianna Turner**. Reimer showed terrific growth during her sophomore season (2014-15), improving her scoring and rebounding averages by more than 30 percent from her freshman year to career highs of 10.2 points and 6.1 rebounds per game, along with a personal-best .516 field-goal percentage.

Reimer was particularly sharp during the final 12 games of the season, averaging 11.3 points per game with a .560 field-goal percentage, including 16 points each against No. 7/6 Florida State in the ACC Tournament championship game (on the way to second-team All-ACC Tournament honors) and against No. 3/4 South Carolina in the NCAA Women's Final Four national semifinals.

Meanwhile, Turner wasted little time in emerging as one of the nation's top young posts, averaging 13.8 points and team highs of 7.9 rebounds and 2.5 blocks per game with 10 double-doubles as a freshman in 2014-15. An Associated Press honorable mention All-America pick and the ACC Freshman of the Year, Turner led the nation with a .652 field-goal percentage (second-best in school history), becoming the first Division I freshman since 1996-97, and third rookie all-time to lead the country in that category. Turner also was the third Fighting Irish post player to finish in the top five in the nation in field-goal percentage during the past five seasons, coinciding exactly with Owens' return to South Bend.

In addition, Turner became the first Notre Dame player to win an NCAA statistical national championship since 2000-01, while her 89 total blocks were fourth on the Fighting Irish single-season list (second among freshmen) and her 10 double-doubles were third-most by a Notre Dame rookie.

Turner was strong down the stretch, with five double-doubles during the ACC and NCAA tournaments while earning all-tournament honors in both events (the latter at the NCAA Women's Final Four). She also averaged 14.5 points, 9.1 rebounds and 3.9 blocks with a .619 field-goal percentage and five double-doubles in 12 full games against ranked opponents as a freshman.

Prior to her current assignments with Reimer and Turner, Owens worked closely with **Natalie Achonwa**, a two-time All-America and all-conference selection at Notre Dame from 2010-14, ranking among the top 10 in program history for career rebounds (4th - 970), double-doubles (5th - 28) and field-goal percentage (6th - .562), while also ranking 13th in career points (1,546). What's more, she had a school-record 19 double-doubles as a junior in 2012-13 and ranked third in the nation with a .611 field-goal percentage as a senior in 2013-14.

Achonwa went on to be selected in the first round (No. 9 overall) of the 2014 WNBA Draft by the Indiana Fever, for whom she made her debut a year later (delayed by her recovery from knee surgery) and finished third in the balloting for the 2015 WNBA Rookie of the Year award (an honor won by another Notre Dame All-American, **Jewell Loyd**) while helping the Fever reach the WNBA Finals.

In addition, Owens helped Achonwa take her talents to the international stage, as Achonwa was selected to the 2012 Canadian Olympic Team, becoming the second-youngest player to compete at the London Games. Achonwa also collected gold medals with Team Canada at the 2015 Pan Am Games and 2015 FIBA Americas Championship, plus a silver medal at the 2013 FIBA Americas Championship.

Another of Owens' recent success stories was two-time WBCA Coaches' honorable mention All-American and BIG EAST Defensive Player of the Year (as well as first-team All-BIG EAST selection) **Devereaux Peters**, who posted career highs in virtually every statistical category including scoring (11.9 ppg. in 2010-11), rebounding (9.3 ppg. in 2011-12) and field-goal percentage (.593 in 2010-11), in which she ranked fifth in the nation. Peters went on to be chosen in the first round (third overall selection) of the 2012 WNBA Draft by the Minnesota Lynx, becoming the highest draft choice and first WNBA Draft lottery pick in school history. Peters has gone on to earn two WNBA titles with Minnesota in 2013 and 2015.

As a fifth-year senior under Owens' tutelage in 2011-12, Peters tied longstanding school records for 15-rebound games (7) and 15-point/15-rebound games (4) in a single campaign, with both marks first set nearly 35 years earlier during the program's first varsity season (1977-78). She also amassed a career-high 12 double-doubles in 2011-12 (tying for fifth-most in school history and most by a Fighting Irish player since 2004), including nine in her final 18 games. What's more, she was the first player in program annals

to pile up 75 blocks, 75 steals and 75 assists in one season, and just the second NCAA Division I player since 2001-02 to pull off that feat, while Peters' 78 total blocks now tie her for sixth on the Fighting Irish single-season charts.

After battling back from an injury-riddled start to her college career, Owens led Peters into uncharted territory in the Notre Dame women's basketball record books as the first Fighting Irish player to register 1,000 points, 500 rebounds, 200 blocks, 200 steals and 200 assists in her career. Overall, she appears in the top 10 on five of Notre Dame's career statistical lists – blocked shots (second - 227), rebounds (sixth - 937), field-goal percentage (eighth - 550), steals (ninth - 222) and double-doubles (10th - 23). She also stands among the top 20 in school history with 1,319 career points.

"Carol is the best post coach in the country," McGraw said. "She's someone who understands exactly what it's like to play in the post because she did it herself. She's a great teacher of the game and really has a great feel for how to develop young players. Posts sometimes take a little longer to develop than guards, and Carol is such a patient teacher. She establishes a great relationship with our posts, they know she cares about them, and in turn, they want to work hard and do all they can to please her. She also has such a great philosophy on life and has so many great things that she can teach the players from that perspective."

"I am very happy to be at Notre Dame," Owens said. "It's a place that is so dear to my heart and the people there have been wonderful to me. I've had such a great relationship with Coach McGraw over the years, and I'm looking forward to continuing our work to make Notre Dame the best women's basketball program in the country, year-in and year-out."

Owens' reputation as one of the nation's premier post coaches emerged during her first stint at Notre Dame from 1995-2005. Her most famous pupil to date has been **Ruth Riley** (01), who was a three-time All-America selection (1999-2001) and capped off her Fighting Irish career as the 2001 consensus national player-of-the-year. She went on to win two WNBA titles (2003 and 2006 with the Detroit Shock), as well as a gold medal with the 2004 U.S. Olympic Team, becoming one of only nine players in women's basketball history to earn NCAA, WNBA and Olympic championships in her career.

In addition, **Katryna Gaither** ('97) was a two-time honorable mention All-America selection at Notre Dame while working with Owens, and Riley, Gaither, Peters, Achonwa and **Kelley Siemon** (01) all were drafted into the WNBA following their Fighting Irish careers.

"Carol Owens is one of the top assistant coaches in the nation, and in my opinion, she is the best skills coach in the country when it comes to the post position," Riley said. "As a young player, I was very grateful to find a school where I knew I would develop fundamentally at my position. Coach Owens has personal experience of being an All-America post player, and she uses that knowledge to teach and mold young student-athletes. I am very grateful for the time she invested in making me the best post player I could be."

Between her lengthy coaching runs at Notre Dame, Owens spent five seasons (2005-10) as head coach at her alma mater, Northern Illinois University. During her time in DeKalb, Owens' teams showed exceptional growth, as she posted a higher career winning percentage (.449) than either of her two predecessors and became only the second coach in the program's near-half century of existence (first in close to three decades) to register double-digit victories every year she walked the sidelines at Northern Illinois.

Owens' finest season at NIU came in 2006-07, when she led the Huskies to a 19-12 record, their best mark in 14 years, and the program's first berth in the Mid-American Conference Tournament semifinals since 2001-02. Two years later in 2008-09, Owens guided Northern Illinois to a 10-6 record in MAC play and a third-place finish in the conference's West Division, logging the Huskies' best regular-season league record since 2001-02. In fact, Northern Illinois has recorded 10 MAC wins three times since joining the conference in 1997-98 (including one 10-win campaign under Owens) and peaked with third-place finishes in the MAC West Division on four occasions (twice under Owens).

Northern Illinois players also made tremendous individual strides under Owens' watchful eye. Eight Huskies collected all-conference honors during her tenure, led by first-team all-MAC guard (and eventual WNBA second-round draft pick) Stephanie Raymond in 2006-07. In addition, she helped mold Marke Freeman into the league's Sixth Player of the Year in 2008-09.

Her NIU teams were successful in the classroom as well, with the Huskie women's basketball program boasting a cumulative grade-point average (GPA) of 3.0 or better every semester under Owens. What's more, all 12 seniors that completed their careers at Northern Illinois during her tenure earned their degrees.

As if that weren't enough, Owens is a rising star on the national and international coaching scene through her work with USA Basketball. In 2008 and 2009, she served as head coach of the United States U18 and U19 teams, guiding those squads to gold med-

als at the 2008 FIBA U18 Americas Championships in Argentina, and the 2009 FIBA U19 World Championships in Thailand – in both cases, one of her standout players was former Notre Dame All-America guard **Skylar Diggins** ('13).

In 2008, Owens was named USA Basketball's Developmental Coach of the Year, and prior to that, she spent two summers (2006-07) as an assistant coach for Team USA, collecting two more gold medals (2006 FIBA U18 Americas; 2007 FIBA U19 Worlds) as an aide under current DePaul head coach (and U.S. Senior National Team assistant coach) **Doug Bruno**. Owens also coached former Notre Dame point guard **Melissa Lechlitner** ('10) on that 2007 USA squad that took gold at the U19 World Championships.

For many years, Owens has been an important contributor within the women's basketball coaching community. In 2008, she was selected to serve on the Board of Directors for both the Black Coaches & Administrators (BCA) and the Women's Basketball Coaches Association (WBCA), serving on the latter body's Executive Committee as the WBCA secretary before stepping down in 2011 to take a more active role on the BCA Board of Directors. Subsequently, in September 2012, Owens was chosen as BCA president for the 2012-13 academic year, helping that organization through a successful transition period that included the introduction of a new executive director.

Owens originally came to Notre Dame in 1995 following two seasons as an assistant at Michigan, where she began her coaching career after enjoying a three-year professional playing stint in Japan, Spain and Italy.

As a standout player at Northern Illinois from 1985-90 (she missed the '86-87 season with a knee injury), Owens compiled a very impressive resume. A two-time Kodak (now WBCA) Coaches' All-District IV Team selection (1989 and 1990), Owens scored 2,102 points and averaged 18.0 points per game over four campaigns, covering 117 games. She also captained the Huskies for four seasons and, in her final collegiate campaign (1989-90), she guided Northern Illinois to the best record in school history (26-5), as the Huskies went undefeated in North Star Conference play (12-0) and earned the school's first-ever NCAA Tournament bid.

Owens finished her NIU career with 13 school records, most notably standing as Northern Illinois' all-time leader in scoring, blocked shots, free throws made, free throw attempts and field-goal percentage – to this day, she remains the Huskies' career leader in blocks, free throws made and consecutive double-digit scoring games. In addition, she was the first player (male or female) in school history to score 2,000 points and grab 1,000 rebounds.

A native of Chicago, Owens received her bachelor of arts degree in communications from Northern Illinois in 1990. She was selected by the faculty of the College of Liberal Arts and Sciences to serve as Commencement Marshal of her graduating class and was named Northern Illinois' Outstanding Woman. In addition, Owens was the recipient of the Student Leadership Award.

In 1995, Owens was inducted into the Northern Illinois University Athletic Hall of Fame and followed up that honor with her induction into the Illinois Basketball Coaches Association (IBCA) Hall of Fame in 2001, and the Illinois High School Hall of Fame in 2014.





THE CUNNINGHAM FILE

- **Hometown:** Bloomington, Indiana
- **Education:**
1997 – B.A. in marketing from Notre Dame
2003 – M.Ed. in sports leadership from Virginia Commonwealth University

College Coaching Experience

2012-present

University of Notre Dame
Associate Coach (Fourth Season)

2003-2012

Virginia Commonwealth University
Head Coach (Nine Seasons)

2001-2003

Virginia Commonwealth University
Assistant Coach/Associate Head Coach (Two Seasons)

Beth Cunningham, a former two-time All-America guard at the University of Notre Dame and the program's second all-time leading scorer, is in her fourth season as associate coach for the Fighting Irish. Cunningham returned to her alma mater in 2012 following 11 seasons at Virginia Commonwealth University, the final nine as the Rams' head coach.

At Notre Dame, Cunningham's primary focus is working with the Fighting Irish wing players, as well as coordinating future game schedules and constructing game strategy and scouting reports, including wins over South Carolina and Stanford during last year's NCAA tournament. She also helps develop daily practice plans and assists with the program's nationally-ranked recruiting efforts.

"Beth was a phenomenal shooter as a player here at Notre Dame, and she has the respect of all the players that are now in our program because they know she's done exactly the same things that she's teaching them," head coach **Muffet McGraw** said. "She's had great success as a head coach and she's able to help me during games because she's always been a poised and level-headed kind of person and never gets too high or low emotionally.

"Beth sees the game from more of an objective view, so she's really good on the bench during timeouts with comments and suggestions we can use," McGraw added. "Understanding what the head coach is going through all the time makes her a great assistant because she helps make things easier for me in so many ways. All of us on the staff depend on her when it comes to managing the little things, the added details that come up, both on and off the court."

"I'm so thrilled to be back at Notre Dame," Cunningham said. "To be a part of Coach McGraw's staff is something I've always dreamed about. I have tremendous passion and pride in the Notre Dame women's basketball program,

and I believe it is a reflection of the high standards this great university embodies. Quite simply, I can't wait to continue everyone's efforts at Notre Dame towards winning national championships."

In her first three seasons back at her alma mater, Cunningham has helped mold Notre Dame's perimeter offense into one of the nation's best. During the past two years, the Fighting Irish have ranked in the top 10 in the country in three-point percentage, finishing second in 2013-14 (.402) and seventh last season (.383) while posting the two highest totals of three-point field goals made in program history (190 in 2013-14; 186 last year).

Cunningham also has found success with individual player development, most notably shaping **Kayla McBride** into one of the nation's top players. Under Cunningham's steady hand, McBride was a two-time All-America selection, earning consensus first-team honors as a senior in 2013-14. She also was the 2014 Atlantic Coast Conference Player of the Year, according to the conference coaches, after averaging career highs of 17.6 points and 5.3 rebounds per game in her final season. What's more, McBride was the 2013 BIG EAST Championship Most Outstanding Player after leading Notre Dame to its first-ever BIG EAST tournament title, and she was dominant on the biggest stages, reflecting Cunningham's own cool demeanor from her playing days while methodically shredding numerous Top 25 opponents, averaging 18.7 points per game against ranked teams in her final two seasons.

Thus, it was no surprise that McBride was a first-round selection (No. 3





overall) in the 2014 WNBA Draft by the San Antonio Stars and immediately put all the lessons she learned from Cunningham to good use. McBride would up earning WNBA All-Rookie Team honors and posted the highest scoring season for a San Antonio rookie since the franchise relocated from Salt Lake City in 2003. In addition, McBride was San Antonio's leading scorer (22.5 ppg.) during the 2014 WNBA playoffs and went on to earn WNBA All-Star honors in 2015.

Thanks in part to Cunningham's guidance, McBride also was named to the 2014-16 USA Basketball Senior National Team player pool and was a finalist for the 2014 USA Basketball World Championship Team that earned a gold medal in Turkey. McBride remains one of the top young players in the USA Basketball ranks and is a prime candidate to compete for a spot on the USA Basketball roster heading into the 2016 Olympic Games in Rio de Janeiro, Brazil.

Before returning to Notre Dame in the summer of 2012, Cunningham took the VCU women's basketball program to new heights in her 11 seasons in Richmond, Va., spending one year as an assistant coach (2001-02) and another as associate head coach (2002-03) before assuming the head coaching duties prior to the 2003-04 campaign. She is the Rams' all-time leader in women's basketball coaching wins, having successfully piloted VCU to a 167-115 (.592) record and postseason appearances in each of her final five seasons, including the program's first-ever NCAA Championship berth (an at-large selection in 2009). Under her tutelage, VCU also averaged better than 22 wins per season from 2007-08 through 2011-12, amassing three consecutive 20-win campaigns from 2008-10 (including back-to-back school-record 26-win seasons in 2007-08 and 2008-09) as part of the most successful four-year run in Rams' history.

A two-time Virginia Coach of the Year honoree by the Richmond *Times-Dispatch*, Cunningham coached three WNBA Draft picks and two All-Americans, as well as two Colonial Athletic Association (CAA) Players of the Year and 18 all-conference selections during her tenure at VCU. Among her more notable pupils were **Quanitra Hollingsworth**, a first-round selection (ninth overall) in the 2009 WNBA Draft by the Minnesota Lynx (now playing for the Seattle Storm), and **Courtney Hurt**, a 2012 third-round selection by the Indiana Fever, who was among the nation's leaders in scoring and rebounding during her final two seasons.

Much like her coaching career at VCU, Cunningham was a trailblazer during her playing days at Notre Dame from 1993-97 (when she competed under her maiden name of Beth Morgan), not only helping the Fighting Irish transition from the Midwestern Collegiate Conference (now the Horizon League) into the BIG EAST Conference in 1995-96, but then leading the program to the first of its four NCAA Women's Final Four appearances and a (then) record-setting 31-7 campaign as a senior in 1996-97. A two-time Associated Press and Women's Basketball Coaches Association (WBCA) honorable mention All-America choice, four-time first-team all-conference selection and two-year team captain, Cunningham sparked Notre Dame to a 97-32 (.752) record in her four seasons under the Golden Dome, including a pair of MCC regular season titles and the 1994 MCC postseason crown, as well as three NCAA Championship appearances (1994, 1996, 1997).

When all was said and done, Cunningham departed as the all-time leading scorer in Fighting Irish women's basketball history with 2,322 points (now



THIS IS NOTRE DAME

2015-16 SEASON PREVIEW

THE FIGHTING IRISH

second behind **Skylar Diggins**), having set or tied 28 school records during her career, 11 of which she still holds, including career marks for points, scoring average (18.6 ppg.), double-figure scoring games (115) and 20-point games (56).

Following her successful college career, Cunningham spent three seasons in the American professional basketball ranks, playing two seasons with the Richmond/Philadelphia Rage of the now-defunct American Basketball League (ABL) from 1997-98, and then one year with the WNBA's Washington Mystics in 2000 before embarking on her coaching career.

Cunningham also was a fixture in USA Basketball circles as both a player and coach, first suiting up for Team USA four times from 1996-99 (winning three medals including a gold with the 1997 USA World University Games Team) and serving as the athlete representative on the USA Basketball Women's Junior National Team Committee since 2009 after spending time in a similar role on the USA Basketball Women's Collegiate Committee from 2005-08.

Cunningham graduated from Notre Dame in 1997 with a bachelor's degree in marketing from the top-ranked Mendoza College of Business. She then went on to earn her master's degree of education in sports leadership from VCU in 2003.

Originally from Bloomington, Indiana, Cunningham was a two-sport standout at Bloomington South High School, earning all-state honors in both basketball and tennis and subsequently being inducted into the Monroe County Sports Hall of Fame in June 2011. What's more, her father, **Bob Morgan**, was the longtime baseball coach at Indiana University from 1984-2005, leading the Hoosiers to more than 1,000 victories during his career.

Cunningham and her husband, **Dan** (a former practice player for the Notre Dame women's basketball program and a 1996 graduate of Notre Dame's Mendoza College of Business), are the proud parents of a four-year-old daughter, **Margaret**, and two-year-old twins **Carly** and **Danny**.

COACHES AND STAFF

OPPONENTS

2014-15 SEASON IN REVIEW

RECORDS

HISTORY





THE IVEY FILE

- **Hometown:** St. Louis, Missouri
- **Education:**
2000 – B.A. in history from Notre Dame

Coaching Experience

2007-present

University of Notre Dame
Assistant/Associate Coach/Recruiting Coordinator (Ninth Season)

2005-07

Xavier University
Administrative Assistant (Two Seasons)

One of the finest point guards ever to wear the Notre Dame uniform, **Niele Ivey** (*first name pronounced knee-Li*) rejoined the Fighting Irish women's basketball program as a member of head coach **Muffet McGraw's** staff in May 2007.

Now in her ninth season at Notre Dame (she added the title of recruiting coordinator in 2012 and was promoted to associate coach in the summer of 2015), Ivey is one of the common links between all seven of the school's Final Four appearances (five as a coach, two as a player) and works closely with the development of the Fighting Irish point guards, while serving as the architect of program's remarkable recruiting success, and making major contributions to game scouting, practice planning and summer camp coordination.

Since Ivey joined the Notre Dame coaching staff eight years ago, she has helped the Fighting Irish post a 250-42 (.856) record, including five NCAA Women's Final Four berths, four NCAA title game appearances and seven conference championships (four regular season, three tournaments split between the BIG EAST and ACC). In that same span, Notre Dame has been ranked among the top 20 in the nation in scoring offense, assists and assist/turnover ratio five times, punctuated with a school-record 86.1 points per game (second in the nation), 765 assists (second in the nation) and 1.39 assist/turnover ratio (fifth in the nation) in 2013-14.

In addition to her achievements in player development with such proteges as former two-time consensus first-team All-Americans **Skyler Diggins** and **Jewell Loyd**, as well as current junior (and 2014-15 Associated Press honorable mention All-American) **Lindsay Allen**, Ivey has emerged as a rising star on the recruiting trail, with a sharp eye for young up-and-coming talent. In fact, she has helped Notre Dame attract top-10 incoming classes each of the past six years, including top-five groups during the last four seasons (incoming classes of 2012-15).

What's more, Ivey has shown the ability to quickly flourish when it comes to scouting and in-game strategy. In the past five years alone, she has been directly responsible for creating the game plans that led to victories over Duke (six times), Tennessee (five times),

Connecticut (three times), Maryland (three times), Louisville (three times), Syracuse (three times), Baylor (twice), UCLA (twice), Texas A&M and Purdue, among many others.

A former All-America point guard at Notre Dame and a five-year WNBA veteran, Ivey has brought her considerable experience to bear on the Fighting Irish floor generals, most recently taking Allen under her wing and helping the Mitchellville, Maryland, native to AP honorable-mention All-America status as a sophomore in 2014-15. Allen led the ACC in assists (5.3 apg.), becoming the fourth player in program history with 200 assists in a single season (205 – tied **Mary Gavin's** Notre Dame sophomore record set in 1985-86, while sharing sixth on the overall school single-season list). What's more, Allen led the conference in assist/turnover ratio (2.14) and was one of only seven players in the nation to rank in the 30 nationally in both assists and assist/turnover ratio. She also boosted her scoring output by more than 67 percent from her freshman year (up to 10.4 ppg.) and added career highs in rebounds (3.5 rpg.), steals (1.3 spg.), field-goal percentage (.522), three-point percentage (.370) and free-throw percentage (.854).

Allen earned a spot as one of five finalists for the 2015 Nancy Lieberman Award (nation's top point guard), an accolade Ivey herself received during her senior season at Notre Dame in 2000-01. However, it was Allen's performance at the 2015 NCAA Oklahoma City Regional that opened eyes nationally, as the sophomore was named the region's Most Outstanding Player after averaging 25.5 points, 5.5 assists and 5.0 rebounds with a 2.75 assist/turnover ratio and .576 field-goal percentage during the two-game regional.

Allen made an early statement during her Notre Dame career, producing one of the finest rookie seasons by any point guard in program history in 2013-14. Allen became the first Fighting Irish point guard in two decades to start on opening night and thanks to Ivey's instruction, all Allen did was lead the ACC and rank 30th in the nation in assist/turnover ratio (2.24), while also placing seventh in the conference with 3.9 assists per game (her 150 total assists were a school record for freshmen, smashing Gavin's 29-year-old mark).

In addition, Allen was outstanding in the 2014 NCAA Championship, averaging 4.7 assists per game with a 5.6 assist/turnover ratio (28 assists, five turnovers), with the latter figure ranking second among all players in the tournament who saw action in more than one game. Subsequently, Allen earned third-team Freshman All-America honors from *Full Court Press*.

Along with working with Allen, Ivey helped mold Loyd into one of the country's top players from 2012-15. In that three-year period, Loyd developed an offensive package unlike any seen in Notre Dame history, capped in 2014-15 by her 772 points (second-most on the program's single-season charts) and 19.8 points-per-game scoring average (third in school history). The Lincolnwood, Illinois, product also tied the school record with 20 20-point games and set a new mark with four 30-point outings, and her best performances came against Top 25 teams, against which she averaged 22.8 points, 6.5 rebounds and 3.2 assists per game, including a school record-tying 41 at DePaul, 34 against Tennessee and 31 against Connecticut.

Loyd, who elected to forego her senior season to enter the 2015 WNBA Draft and wound up being the first Fighting Irish player chosen No. 1 in the league's annual college draft, finished fifth on Notre Dame's career scoring list with 1,909 points, while her 17.0 career points-per-game average is second-highest in school history behind current Fighting Irish associate coach **Beth Cunningham**, who averaged 18.6 ppg. from 1993-97. Loyd holds the school record with seven career 30-point games and ranks fifth with 35 career 20-point games, as well as seventh with 99 career double-figure scoring games (out of 112 times she took the floor in a Notre Dame uniform).





It was no surprise Loyd was chosen as the 2014-15 espnW National Player of the Year, while also ending as the runner-up for the AP National Player of the Year honor and the John R. Wooden Award and emerging as the program's fifth consensus first-team All-America selection, among many other national accolades. Loyd was named the ACC Player of the Year last season and became only the seventh player in ACC history (second in Notre Dame annals) selected as the conference tournament's Most Valuable Player twice. She went on to make the NCAA Women's Final Four All-Tournament Team for the second year in a row, joining Diggins as the only Fighting Irish player to pull off that feat.

Speaking of Diggins, Ivey was primarily responsible for supervising the growth of the South Bend native, who blossomed into one of Notre Dame's legends in any sport and one of only seven inductees into the school's prestigious athletics Ring of Honor.

Under Ivey's guidance, Diggins made a seamless transition from shooting guard to point guard during her final three seasons, emerging as one of the nation's elite players to become one of just three two-time recipients of the Lieberman Award and a two-time consensus first-team All-America and BIG EAST Player of the Year selection before being chosen third overall in the first round of the 2013 WNBA Draft by the Tulsa Shock. She went on to be a first-team All-WNBA selection in 2014 after earning WNBA All-Rookie Team honors a year earlier, and she is a two-time WNBA All-Star selection.

Diggins also is part of the 2014-16 USA Basketball Senior National Team player pool and was a finalist for the 2014 USA Basketball World Championship Team that earned a gold medal in Turkey. She remains a vital young contributor to USA Basketball fortunes and is expected to be a leading contender for a spot on the USA Basketball roster heading into the 2016 Olympic Games in Rio de Janeiro, Brazil.

Thanks to Ivey's mentorship, Diggins became the first Fighting Irish player and one of only four NCAA Division I players during the 10-season period from 2001-02 to 2012-13 to register 600 points, 200 assists and 100 steals in a single campaign, pulling off that feat in each of her final two seasons (2011-12 and 2012-13). She also owns the top two single-season steals totals in school history (114 in 2012-13, 102 in 2011-12), as well as two of the top three single-season assist marks in the Notre Dame record books (225 in 2012-13, 222 in 2011-12). What's more, her 657 points in 2011-12 rank seventh on the school's single-season chart, one spot higher than her 631 points as a senior in 2012-13. In addition, she posted the third-best assist-turnover ratio (2.16 in 2011-12) by a Fighting Irish player in one season (only eclipsed by Ivey herself - 2.67 in 2000-01 - and Allen in 2013-14).

In each of her final two seasons at Notre Dame, Diggins ranked among both the NCAA and BIG EAST leaders (all games) in assists, steals and assist/turnover ratio. She also wrapped up the 2011-12 BIG EAST regular season (conference-only) statistical titles in assists (5.8 avg. - the second Notre Dame player to win the BIG EAST assist title, and first since Ivey in 1999-2000), steals (2.6 spg.), and assist-turnover ratio (2.3).

Besides her seasonal awards, Diggins was a three-time NCAA Regional Most Outstanding Player (2010-Dayton; 2011-Raleigh; 2012-Norfolk) and was a member of the 2011 and 2012 NCAA Women's Final Four All-Tournament Teams, becoming the first Notre Dame cager to be selected for either honor twice in her career.

Diggins graduated in 2013 as the holder (or co-holder) of no fewer than 32 game, season or career records at Notre Dame, and ranks among the top five on an astounding 105 of the program's game, season or career charts, including school records for career points (2,357), steals (381), games started (144) and double-figure scoring games (121), just to name a few.

Ivey's success with Diggins came on the heels of her work with two other standout Notre Dame point guards — **Tulyah Gaines** (2007-08) and **Melissa Lechlitner** (2008-10) — who enjoyed the best seasons of their careers under Ivey's experienced eye. Lechlitner was at the helm to begin Notre Dame's recent string of some of the more efficient offensive seasons in program history, including her senior season (2009-10) when Notre Dame posted a 1.11 assist/turnover ratio, one of six times in Ivey's tenure the Fighting Irish have had a positive ratio (after doing so once in the program's first three decades — Ivey's final season in 2000-01).

Ivey came back to Notre Dame following two seasons (2005-07) as an administrative assistant on the women's basketball staff at Xavier University, where she served under former Notre Dame assistant coach **Kevin McGuff** (now the head coach at Ohio State). During Ivey's two seasons at Xavier, she coordinated film exchange and assisted in many of the daily operations of the Musketeers' program, including travel, academics and community outreach.

"Niele is really a rising star, a rock star if you will, in the coaching profession," McGraw said. "She does so many things for us, from recruiting to working with our guards, and every year she continues to grow and develop as a coach. She's gotten more involved in adding new wrinkles to our offense and defense, and expanding her knowledge by going out and talking to other coaches about different aspects of the game.



"She's got to be known as one of the best recruiters in the country and certainly with our point guards, she does just a phenomenal job," McGraw added. "Like Beth (associate coach Beth Cunningham), Niele is another former player from our program who went on to play professionally and now is showing our current players how to get there, and our players really respect her for that."

Ivey sat out most of her freshman season at Notre Dame (1996-97 Final Four campaign) after suffering a season-ending knee injury five games in. However, she was awarded a fifth year of eligibility in 2000-01 and made the most of it, earning third-team AP All-America honors, the first Fighting Irish point guard to be so recognized. She also was the recipient of the 2001 Frances Pomeroy Naismith Award (nation's top senior player standing 5-foot-8 or under) and was a finalist for the 2001 Lieberman Award. In addition, Ivey made the 2001 NCAA Women's Final Four All-Tournament Team after averaging 16.5 points and 5.5 steals per game as the Fighting Irish defeated Connecticut and Purdue to win their first national title.

All told, Notre Dame went 109-22 (.832) during Ivey's last four seasons, reaching the NCAA Sweet 16 three times (1998, 2000, 2001) and rolling up a (then) school-record 34 wins in 2000-01. The Fighting Irish also won a share of their first BIG EAST regular-season championship in 2000-01 and were ranked in the top 10 of either or both the AP and WBCA/USA Today polls for all but two weeks during her final three campaigns. While at Notre Dame, Ivey was a three-time all-BIG EAST selection (1999-2001), collecting first-team honors in 2001, and was tapped as the BIG EAST Player of the Week five times. She also led the Fighting Irish in steals in each of her final four seasons (1997-98 to 2000-01) and was the team's assist leader in her last three years, setting school records with 95 steals in 1999-2000 (since topped by Diggins) and 247 assists in 2000-01, along with a school-standard 2.67 assist/turnover ratio the latter season.

For her career, Ivey has a place on 16 of Notre Dame's all-time top 10 lists, including the Fighting Irish records for steals (348, since topped by Diggins). She also among the program's all-time leaders with 727 assists, a 5.5 assist-per-game average, a 2.6 steals-per-game mark and 132 career games played.

Ivey went on to play five seasons in the WNBA, beginning with her selection by the Indiana Fever in the second round (17th overall pick) of the 2001 WNBA Draft. She spent four seasons with the Fever, helping them to the first playoff berth in franchise history in 2002. Ivey signed with the Detroit Shock as a restricted free agent in 2005, and subsequently was acquired by the Phoenix Mercury later that season.

A native of St. Louis, Ivey graduated from Notre Dame's College of Arts and Letters in 2000 with a bachelor's degree in history. She and her son, **Jaden** (13), make their home in South Bend.

THIS IS NOTRE DAME

2015-16 SEASON PREVIEW

THE FIGHTING IRISH

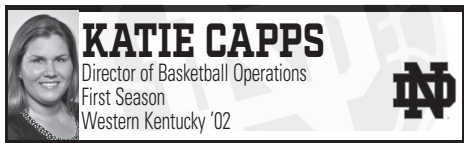
COACHES AND STAFF

OPPONENTS

2014-15 SEASON IN REVIEW

RECORDS

HISTORY



Katie Capps is in her first year on the Notre Dame women's basketball staff, having joined the Fighting Irish program as its director of basketball operations in May 2015.

At Notre Dame, Capps is responsible for coordinating team travel, working closely with the Fighting Irish coaching staff on preparation and distribution of recruiting materials, planning and coordination of all on-campus recruiting weekends and overseeing the program's groundbreaking social media efforts. Capps also supervises the Fighting Irish student managers, coordinates the popular Notre Dame women's basketball summer camps, and help organize the program's numerous community engagement projects.

"Katie is exceptionally talented and has been a valuable addition to our staff," head coach **Muffet McGraw** said. "She has a great deal of experience with the operational side of women's basketball, and she brings energy, passion and fresh ideas to our program. I'm excited to having her on board and I think our fans will see a renewed connection with our program."

"I'm excited and truly grateful to have the opportunity to join Coach McGraw's staff and be a part of the women's basketball program at the University of Notre Dame," Capps said. "It's a program rich in tradition, one that consistently competes at the highest level and has an exceptional fan base that is among the best in the nation. I can't wait to build relationships with those that make Notre Dame such a special place."

Capps came to Notre Dame following 11 seasons (2004-15) at the University of Kansas, working on the staff of then-head coach **Bonnie Henrickson** (now the head coach at UC Santa Barbara). Capps most recently served four seasons as the Jayhawks' director of basketball operations following seven years as KU's assistant director of basketball operations and video coordinator.

During her tenure at Kansas, Capps was charged with coordinating team travel, business operations, community relations and directing summer camps. She also supervised the Jayhawks' annual coaches' golf tournament, served as the program's liaison with its Hardwood Booster Club and assisted with on-campus recruiting, game day management and student-athlete development.

"Katie is a tireless worker who is comfortable wearing a lot of hats," Henrickson said. "She offers an unmatched initiative and will be great in building relationships on campus and in the South Bend community. Katie's incredible organizational skill and creative eye for basketball promotions make her a great addition to the staff at Notre Dame."

Capps began her career at her alma mater, Western Kentucky University, which she spent the 2003-04 season as a graduate assistant. In that role, she filled a number of administrative duties, including community liaison and booster club coordinator, while also assisting with scheduling, academic affairs, team travel and the marketing and promotion of the program's summer camps.

A native of Bloomington, Illinois, Capps graduated from WKU in 2002 with her bachelor's degree in corporate and organizational communications. She also was a four-year letterwinner on the Lady Topper basketball team and helped WKU to a berth in the second round of the 2000 NCAA Championship, as well as two trips to the Women's National Invitation Tournament (WNIT).

Capps also earned her master's degree in physical education from Kansas in 2007. She is a member of several professional organizations, including the Women's Basketball Coaches Association (WBCA) and the National Association of Collegiate Women Athletics Administrators (NACWAA), serving on the awards committee for the latter group.

The former Katie Wulf, she married **Eric Capps** in 2005, and the couple has three sons — **Charlie** (7) and twins **Harrison** and **Winston** (4).



Garret Garcia is in his second season as the video coordinator for the Notre Dame women's basketball program, having joined the Fighting Irish staff in August 2014. In his current role, Garcia oversees all film exchange, scouting breakdowns and other internal video productions, as well as assisting with Notre Dame's groundbreaking advances through its social media channels, the program's on-campus recruiting efforts and day-to-day operations of the Fighting Irish women's basketball office.

"We are thrilled to have Garret on our staff," head coach **Muffet McGraw** said. "He's extremely talented and someone who brings a lot of fresh and creative ideas to the table. We're excited to have him building upon what we started in that position and adding some of his own touches in the coming years."

Garcia came to Notre Dame following two years (2012-14) as University of Toledo graduate assistant video coordinator with both the Rockets' men's and women's basketball programs. While at Toledo, Garcia coordinated tape exchange with the opposition, assisted with breaking down game film for the coaches and oversaw team manager video responsibilities during practices and games. He also was in charge of creating highlight films throughout the season, as well as maintaining the teams' social media outlets and coachcullop.com (the web site for UT women's basketball coach **Tricia Cullop**).

Prior to joining the Toledo basketball staffs, Garcia spent four years as a student assistant with the UT men's basketball program. As a student assistant, he oversaw all video operations for the squad and worked directly with the coaching staff in creating scouting reports, video highlights and film databases. In addition, Garcia created various videos that aired during games on the video board, and handled the end-of-the-season videos and highlight reels for the school's official athletics web site, utrockets.com, as well as coachtk.com (the web site for Toledo's men's basketball coach **Tod Kowalczyk**).

Along with his on-campus duties at Toledo, Garcia completed a four-year run (2010-14) as the video board and ribbon board operator for minor league baseball's Toledo Mud Hens (Triple-A affiliate of the Detroit Tigers), adding similar responsibilities during his final year with minor league hockey's Toledo Walleye (affiliate of the Detroit Red Wings). In these roles, he was responsible for operating the video boards and ribbons at Fifth Third Field and Huntington Center for all MudHens and Walleye home games. Garcia created and edited graphics that were used during the game and on the television production.

As an undergraduate, Garcia worked two years as a student videographer for the Toledo Communications Department. He covered football, basketball, women's soccer, tennis and volleyball events and made highlight reels for utrockets.com. Along with creating highlight reels for the school's official athletic web site, Garcia served as a member of the Savage Arena camera crew, operating in-house cameras for volleyball and women's basketball games.

Garcia attended Liberty Benton High School in Findlay, Ohio, where he was a two-year letterwinner in basketball. As a senior in 2007-08, he earned honorable mention all-conference accolades and helped the Eagles post a perfect 20-0 record in the regular season, finishing first in the 2008 Associated Press Division III poll. A year earlier, Garcia played a key role in helping Liberty Benton to a 26-1 mark and an appearance in the Division III state finals.

A Tower Blue Scholarship Award winner, Garcia graduated from Toledo in 2012 with his bachelor's degree in communications. He continued his postgraduate work at Toledo and earned his master's degree in liberal arts in 2014.

Garcia and his wife, **Erica** were married in August 2015 and make their home in South Bend.



JILL BODENSTEINER
Senior Associate Athletics Director



Jill Bodensteiner is in her seventh year on the Notre Dame athletics staff, and third as senior associate athletics director, elevating to that post in August 2013. She serves as sport administrator for the Fighting Irish women's basketball program, teaming with vice president/director of athletics Jack Swarbrick to assist coach Muffet McGraw's squad on an administrative basis.

In her current position, Bodensteiner is the athletics liaison to the Notre Dame Office of the General Counsel and plays an extensive role in departmental policy and risk management issues. In addition, she oversees a compliance office that works with student-athletes, coaches, administrators and others to educate and facilitate a culture of compliance and integrity. She works with Swarbrick to manage the department's unique sport administration program.

Prior to joining the athletics department staff in 2009, Bodensteiner served 12 years with the University's Office of the General Counsel, where she was the school's primary contact for legal issues in the areas of employment (working with Human Resources and the academic leadership), athletics and international studies. In addition, she was an ex-officio member of the University committee on women faculty and students and as a member of the University benefits committee. Bodensteiner continues to chair Notre Dame's Equity in Athletics Task Force, a position she has held since 2001.

In 2011, Bodensteiner was named to the NCAA Committee on Women's Athletics, which provides leadership and assistance to the association in its efforts to provide equitable opportunities, fair treatment and respect for all women in all aspects of intercollegiate athletics.

Before joining the Office of the General Counsel in 1997, Bodensteiner specialized in employment litigation as an associate at two law firms, Seyfarth Shaw in Chicago and Bryan Cave LLP in St. Louis. A member of the bar in Indiana and Illinois, she also clerked for the Honorable Catherine Perry, a United States District Court judge in St. Louis.

She received her bachelor's degree in psychology and sociology from Notre Dame in 1991, her J.D. from Washington University Law School in St. Louis in 1994, and her MBA from Notre Dame's Mendoza College of Business in 2008. She is a native of Valparaiso, Indiana.



CRAIG CHEEK
Asst. Director, Strength & Conditioning



Craig Cheek is in his ninth year on the Notre Dame athletics strength and conditioning staff, and fifth as assistant director of strength and conditioning, having moved into his present position in February 2011.

Cheek is responsible for designing the strength and conditioning programs for the Fighting Irish women's basketball and baseball programs, works closely with the jumpers and multi-event athletes on the Notre Dame men's and women's track & field teams, and coordinates all strength camps/clinics, along with supervising development of a comprehensive website for the strength and conditioning department.

Before arriving at Notre Dame, Cheek was the head strength and conditioning coach at Nicholls State University for two years. There, he oversaw all varsity athletic programs and supervised the strength and conditioning staff.

Cheek also spent one year (2004-05) as an assistant strength coach at the University of Minnesota-Duluth. At UMD, he worked directly with the Bulldogs' football and women's basketball teams, while also supervising strength and conditioning programs for baseball and women's tennis. In addition, Cheek conducted sport-specific measures of speed, strength and agility at Duluth while providing nutrition and supplement education to student-athletes and facilitating workouts for summer strength camp participants.

A 1997 graduate of Bluffton (Ohio) University with a bachelor's degree in health and physical education, Cheek went on to earn his master's degree in developmental kinesiology from Bowling Green State University in 2004.

Cheek is SCCC certified by the Collegiate Strength and Conditioning Coaches Association.



AMANDA HALL
Academic Counselor



Amanda Hall is in her fifth year on the staff of Notre Dame's Office of Academic Services for Student-Athletes, where she works closely with student-athletes to assist in maximizing academic potential while balancing the demands of NCAA Division I athletics.

In her current position as academic counselor, Hall is charged with supporting four Fighting Irish programs — women's basketball, softball, rowing, and men's tennis.

Prior to joining the University in 2011, Hall spent four years as an athletic administrator, teacher and coach at Henderson International School in Las Vegas, Nevada. She also worked as a teacher and coach at Harmony High School in Harmony, Florida, for three years, and began her post-graduate career as an assistant women's basketball coach at nearby Saint Mary's College from 2001-04.

A native of Wheatfield, Indiana, Hall attended DePauw University where she earned her bachelor's degree in kinesiology in 2001 and represented the women's basketball and cross country teams.



SHARLA LEWIS
Special Events Coordinator



Sharla Lewis is in her fifth year on the Notre Dame women's basketball staff, and her third as special events coordinator, having been promoted to that post in 2013 following two seasons as the program's administrative assistant.

In her current role, Lewis is responsible for managing numerous special events for the program. This includes the widely-celebrated Pink Zone (Play4Kay) Game and related fundraising activities (which have generated more than \$850,000 in donations during the past seven years), and the team's year-end awards banquet, which has attracted sellout or near-sellout crowds of approximately 1,000 attendees each of the past five years.

Lewis also manages the day-to-day functions of the Notre Dame women's basketball office, serves as a liaison with the team's fans and out-of-town guests, and assists with the planning of on-campus recruiting efforts.

Prior to arriving at Notre Dame, Lewis spent more than 15 years in the financial services industry, the final seven as an AVP with Ernestnet Asset Management, an investment firm in Chicago, where she managed two of the company's operational teams. She also was charged with planning and organizing the company's first family picnic and other events.

Lewis previously served as a supervisor in the Wealth Management division at Northern Trust Bank in Chicago, and began her career in the financial industry with H&R Block Tax Services, where she spent seven years in the Quality Control division.

Originally from Chicago, Lewis began her collegiate studies at Eastern Illinois University before returning to her hometown to attend Chicago State University, where she graduated in 1999 with her bachelor's degree in business management.

Lewis and her husband, Levi, make their home in South Bend.



ANNE MARQUEZ
Assistant Athletic Trainer



Anne Marquez is in her 10th year as an assistant athletic trainer at Notre Dame, currently focusing her responsibilities on the Fighting Irish women's basketball and cheerleading teams.

Along with her duties at Notre Dame, Marquez twice has had the honor of representing her country as an athletic trainer for USA Basketball.

In the summer of 2012, she worked with the USA Basketball U18 Women's National Team that went 5-0 and won the gold medal at the FIBA Americas U18 Championship in Puerto Rico (current Fighting Irish senior guard Michaela Mabrey was a member of that squad).

Marquez reprised her role with USA Basketball in the summer of 2015 as athletic trainer for the Pan Am Games team that earned a silver medal in Toronto, Ontario. Current Notre Dame junior forward Taya Reimer was a member of that team.

Marquez arrived at Notre Dame in October 2006 following three years as an assistant athletic trainer at Louisiana Tech, where she worked with the famed Lady Techster women's basketball program, as well as the school's football and women's soccer teams. She was also the department's insurance coordinator and taught the "Introduction to Sports Medicine" course to undergraduate student-athletic trainers.

Marquez went to Louisiana Tech after serving as a graduate assistant at Northwestern State University in Natchitoches, Louisiana, where she earned her master's degree in sports administration. While at Norfolk State University, Marquez worked with the Demon's women's basketball and football teams, while also serving as an instructor for CPR and first aid courses for university students.

Marquez received her bachelor's degree in sports medicine from the University of West Florida in 2001. While at University of West Florida, she worked with the Argonauts' men's and women's cross country, women's soccer and softball teams.

A native of Framingham, Massachusetts, Marquez is board certified by the National Athletic Trainers Association (NATA).



CHRIS MASTERS
Associate Athletics Communications Director



Chris Masters is in his 15th year on the Notre Dame athletics communications staff, and his sixth as associate director. He is the primary media athletics communications for the Fighting Irish women's basketball and women's golf programs.

In addition, he has spent time as the athletics communications contact for the University's women's soccer, men's and women's tennis, men's golf and men's and women's cross country/track & field programs, while serving as a secondary contact for the Fighting Irish football program.

During his tenure at Notre Dame, Masters has promoted eight NCAA Final Four squads and 13 conference championship teams. He also has successfully promoted 20 student-athletes for a total of 30 All-America honors.

Prior to coming to Notre Dame, Masters spent three years (1998-2001) as assistant sports information director at Western Kentucky University, serving as the media relations contact for the Lady Topper women's basketball and volleyball programs. He also spent time as the publications coordinator for WKU's 20-sport athletics department, successfully promoted two All-Americans, assisted in the development of the school's official athletics web site, and served as media relations coordinator for the 2000 Sun Belt Conference Tournament.

In 1996, Masters graduated *cum laude* with a bachelor's degree in journalism and politics & government from Ohio Wesleyan University, while also serving as a student assistant in the OWU sports information office. Two years later, he earned his master's degree in mass communications (public relations emphasis) from Kansas State University, where he also worked in the KSU sports information office as both a student assistant and graduate intern, specifically focusing on the Wildcats' women's basketball and volleyball programs.

An active member of CoSIDA since 1996, Masters was elected to a three-year term as an at-large representative on the Association's Board of Directors in June 2013. He also is in his 17th year on the CoSIDA Academic All-America Committee. In addition, Masters is a member of the Football Writers Association of America (FWAA) and United States Basketball Writers Association (USBWA).

A native of San Francisco, California, Masters and his wife, Laura, make their home in Mishawaka.



BECCA MOORE
Head Student Manager




MAGGIE ROGERS
Student Manager




LIZZY MOULTON
Head Student Manager




JASMINE SMITH
Student Manager




ALLIE GRIFFITH
Student Manager




ANNIE TIMMERMAN
Student Manager




KATIE HIGGINS
Student Manager





**BOSTON COLLEGE
EAGLES**

Thursday, Jan. 14 • 7 p.m. ET
Chestnut Hill, Mass. • Conte Forum
Saturday, Feb. 27 • 1 p.m. ET (WatchND)
Notre Dame, Ind. • Purcell Pavilion
Notre Dame Leads Series 16-5

Location: Chestnut Hill, Mass.
Founded: 1863
Enrollment: 14,400
Colors: Maroon and Gold
Conference: Atlantic Coast
Arena (Capacity): Conte Forum (8,606)

Athletics Director: Brad Bates
Head Coach: Erik Johnson (UC San Diego '94)
Record at BC (Yrs.): 37-55 (3)
Career Record (Yrs.): 109-107 (7)
Associate Head Coach: Yvonne Hawkins (Ashland '83)
Assistants: Tom Garrick (Rhode Island '89), Lisa Faulkner (Vanguard '05)

2014-15 Record (Conf./Finish): 13-17 (5-11/12th)
Postseason: None
Final Ranking: Not ranked
Starters Returning/Lost: 5/0
Letterwinners Returning/Lost: 9/5
Returning Starters (Pos., Yr., Ht.): Nicole Boudreau (G, Sr., 5-9); Emilee Daley (G/F, Jr., 6-1); Kelly Hughes (G, Sr., 5-11); Ashley Kelsick (G, So., 5-8); Katie Quandt (C, So., 6-4)
Women's Basketball SID: Stephanie Tunnera
Office: (617) 552-0524
E-mail: tunnera@bc.edu
Press Row: (617) 552-1889
Web Site: bceagles.com



**BUCKNELL
BISON**

Sunday, Nov. 15 • 1 p.m. ET (WatchND)
Notre Dame, Ind. • Purcell Pavilion
First Meeting

Location: Lewisburg, Pa.
Founded: 1846
Enrollment: 3,500
Colors: Orange and Blue
Conference: Patriot League
Arena (Capacity): Sojka Pavilion (4,000)

Athletics Director: John P. Hardt
Head Coach: Aaron Rousell (Iowa '01)
Record at BU (Yrs.): 49-42 (3)
Career Record (Yrs.): 210-92 (11)
Assistants: Mike Lane (Notre Dame '93), Carissa Nord (Wisconsin-Superior '09), Martina Wood (North Carolina '10)

2014-15 Record (Conf./Finish): 18-12 (10-8/4th)
Postseason: None
Final Ranking: Not ranked
Starters Returning/Lost: 4/1
Letterwinners Returning/Lost: 9/6
Returning Starters (Pos., Yr., Ht.): Tyler Craig (G, Sr., 5-8); Claire DeBoer (F, Jr., 6-1); Megan McGurk (G, Jr., 5-7); Claire Maree O'Bryan (G, Sr., 5-10)
Women's Basketball SID: Matt Jackson
Office: (570) 577-1835
E-mail: mj1010@bucknell.edu
Press Row: (570) 577-1087
Web Site: bucknellbison.com



**CLEMSON
TIGERS**

Thursday, Feb. 25 • 7 p.m. ET (ESPN3)
Notre Dame, Ind. • Purcell Pavilion
Notre Dame Leads Series 2-0

Location: Clemson, S.C.
Founded: 1889
Enrollment: 21,957
Colors: Clemson Orange and Regalia
Conference: Atlantic Coast
Temporary Arena (Capacity): Jerey Gymnasium (1,200)

Athletics Director: Dan Radakovich
Head Coach: Audra Smith (Virginia '92)
Record at CU (Yrs.): 22-40 (2)
Career Record (Yrs.): 160-178 (11)
Associate Coach: Darryl Oliver (Richmond '98)
Assistants: Marc Wilson (Minnesota '86), Margaret Richards (Nebraska '04)

2014-15 Record (Conf./Finish): 9-21 (1-15/-14th)
Postseason: None
Final Ranking: Not ranked
Starters Returning/Lost: 2/3
Letterwinners Returning/Lost: 8/4
Returning Starters (Pos., Yr., Ht.): MaKayla Johnson (F, So., 6-4); Nelly Perry (G/F, So., 5-10)
Women's Basketball SID: Libby Kehn
Office: (864) 656-4218
E-mail: elizabk@clemson.edu
Press Row: TBD
Web Site: clemsonigers.com

THIS IS NOTRE DAME 2015-16 SEASON PREVIEW THE FIGHTING IRISH COACHES AND STAFF



**CONNECTICUT
HUSKIES**

Jimmy V Women's Classic
Saturday, Dec. 5 • 5:15 p.m. ET (ESPN)
Storrs, Conn. • Gampel Pavilion
Connecticut Leads Series 33-11

Location: Storrs, Conn.
Founded: 1881
Enrollment: 30,474
Colors: National Flag Blue and White
Conference: American Athletic
Arena (Capacity): Gampel Pavilion (10,167)

Athletics Director: Wardie Marnuel
Head Coach: Geno Auriemma (West Chester '81)
Record at UCONN (Yrs.): 917-134 (30)
Career Record (Yrs.): Same
Associate Head Coach: Chris Dailey (Rutgers '82)
Assistants: Shea Ralph (Connecticut '01), Marisa Moseley (Boston Univ. '04)

2014-15 Record (Conf./Finish): 38-1 (18-0/1st)
Postseason: NCAA champion
Final Ranking: 1st (AP)/1st (WBCA/USA Today)
Starters Returning/Lost: 4/1
Letterwinners Returning/Lost: 9/2
Returning Starters (Pos., Yr., Ht.): Mariah Jefferson (G, Sr., 5-7); Kia Nurse (G, So., 6-0); Breanna Stewart (F, Sr., 6-4); Morgan Tuck (F, Jr., 6-2)
Women's Basketball SID: Pat McKenna
Office: (860) 486-2394
E-mail: patrickmckenna@uconn.edu
Press Row: (860) 486-1888
Web Site: uconnhuskies.com



**DEPAUL
BLUE DEMONS**

Wednesday, Dec. 9 • 7 p.m. ET (ESPN3)
Notre Dame, Ind. • Purcell Pavilion
Notre Dame Leads Series 22-19

Location: Chicago, Ill.
Founded: 1888
Enrollment: 25,145
Colors: Royal Blue and Scarlet
Conference: BIG EAST
Arena (Capacity): McGrath-Phillips Arena (3,000)

Athletics Director: Jean Lenti Ponssetto
Head Coach: Doug Bruno (DePaul '73)
Record at DP (Yrs.): 587-309 (29)
Career Record (Yrs.): 627-339 (31)
Associate Head Coach: Jill Pizzotti (Southeast Missouri '89)
Assistants: Candis Blankson (DePaul '01), Bart Brooks (Wyoming '04)

2014-15 Record (Conf./Finish): 27-8 (15-3/1st)
Postseason: NCAA 2nd round
Final Ranking: RV (AP)/RV (WBCA/USA Today)
Starters Returning/Lost: 3/2
Letterwinners Returning/Lost: 9/3
Returning Starters (Pos., Yr., Ht.): Jessica January (G, Jr., 5-7); Charise Jenkins (G, Sr., 5-5); Megan Podkova (G/F, Sr., 6-2)
Women's Basketball SID: Alicia Pope
Office: (773) 325-4740
E-mail: appope8@depaul.edu
Press Row: (773) 325-4901
Web Site: depaulbluedemons.com



**DENVER
PIONEERS**

Junkanoo Jam
Friday, Nov. 27 • 3:15 p.m. ET
Freeport, Bahamas • St. Georges High School
First Meeting

Location: Denver, Colo.
Founded: 1864
Enrollment: 11,809
Colors: Crimson and Gold
Conference: Summit League
Arena (Capacity): Magness Arena (7,200)

Athletics Director: Peg Bradley-Doppes
Head Coach: Kerry Creameans (Florida '94)
Record at DU (Yrs.): 31-63 (3)
Career Record (Yrs.): Same
Associate Head Coach: Seth Kushkin (Wisconsin '92)
Assistants: Nettie Respondek (Vanderbilt '98), David Elliot (Arizona '09)

2014-15 Record (Conf./Finish): 8-23 (5-11/8th)
Postseason: None
Final Ranking: None
Starters Returning/Lost: 3/2
Letterwinners Returning/Lost: 8/5
Returning Starters (Pos., Yr., Ht.): Paige Bradley (G, Sr., 5-9); Alecia Espinoza (F, Jr., 6-1); Jesse Spittel (F, Jr., 6-2)
Women's Basketball SID: Chris Smith
Office: (303) 871-7555
E-mail: Christopgher.Smith726@du.edu
Press Row: (303) 871-3832
Web Site: denverpioneers.com

OPPONENTS 2014-15 SEASON IN REVIEW RECORDS HISTORY



**DUKE
BLUE DEVILS**

Monday, Feb. 1 • 6 p.m. ET (ESPN2)
Durham, N.C. • Cameron Indoor Stadium
Notre Dame Leads Series 11-1

Location: Durham, N.C.
Founded: 1838
Enrollment: 6,471
Colors: Duke Blue and White
Conference: Atlantic Coast
Arena (Capacity): Cameron Indoor Stadium (9,314)
Athletics Director: Kevin White
Head Coach: Joanne P. McCallie (Northwestern '87)
Record at DUKE (Yrs.): 225-53 (8)
Career Record (Yrs.): 541-201 (23)
Assistants: Al Brown (Purdue '64), Hernando Planells (Regis '11), Rene Haynes (Michigan State '07)

2014-15 Record (Conf./Finish): 23-11 (11-5/4th)
Postseason: NCAA Sweet 16
Final Ranking: 16th (AP/12th (WBCA/USA Today))
Starters Returning/Lost: 3/2
Letterwinners Returning/Lost: 8/3
Returning Starters (Pos., Yr., Ht.): Rebecca Greenwell (G, RS-Sr., 6-1), Amber Henson (F, Grad., 6-4), Azura Stevens (F/G, So., 6-5)
Women's Basketball SID: Lindy Brown
Office: (919) 684-2664
E-mail: lbrown@duke.duke.edu
Press Row: (919) 684-6186
Web Site: goduke.com



**FLORIDA STATE
SEMINOLES**

Monday, Feb. 22 • 7 p.m. ET (ESPN2)
Tallahassee, Fla. • Tucker Center
Notre Dame Leads Series 4-0

Location: Tallahassee, Fla.
Founded: 1851
Enrollment: 41,773
Colors: Garnet and Gold
Conference: Atlantic Coast
Arena (Capacity): Donald L. Tucker Center (12,100)
Athletics Director: Stan Wilcox
Head Coach: Sue Semrau (UC San Diego '85)
Record at FSU (Yrs.): 349-218 (18)
Career Record (Yrs.): Same
Associate Head Coach: Lance White (Texas Tech '96)
Assistants: Brooke Wycoff (Florida State '01), Danielle Atkinson (Florida '06)

2014-15 Record (Conf./Finish): 32-5 (14-2/2nd)
Postseason: NCAA Elite Eight
Final Ranking: 7th (AP/7th (WBCA/USA Today))
Starters Returning/Lost: 4/1
Letterwinners Returning/Lost: 8/5
Returning Starters (Pos., Yr., Ht.): Brittany Brown (G, Jr., 5-8), Aduf Bulgak (C, Sr., 6-4), Leticia Romero (G, Jr., 5-8), Ivey Slaughter (F, Jr., 6-1)
Women's Basketball SID: Steve Stone
Office: (850) 644-4836
E-mail: sstone@fsu.edu
Press Row: (850) 224-8790
Web Site: seminole.com



**GEORGIA TECH
YELLOW JACKETS**

Wednesday, Dec. 30 • 7 p.m. ET (WatchND)
Notre Dame, Ind. • Purcell Pavilion
Thursday, Jan. 28 • 7 p.m. ET (ACC-RSN)
Atlanta, Ga. • McCamish Pavilion
Notre Dame Leads Series 4-0

Location: Atlanta, Ga.
Founded: 1885
Enrollment: 21,000
Colors: Old Gold and White
Conference: Atlantic Coast
Arena (Capacity): McCamish Pavilion (8,600)
Athletics Director: Mike Bubinski
Head Coach: MaChelle Joseph (Purdue '92)
Record at GT (Yrs.): 232-149 (12)
Career Record (Yrs.): Same
Assistants: M.L. Willis (Iowa '98), Kevin Morrison (Cal Poly '94), Rob Norris (Indiana-Pa. '99)

2014-15 Record (Conf./Finish): 19-15 (7-9/7th)
Postseason: WNIT 2nd round
Final Ranking: Not ranked
Starters Returning/Lost: 4/1
Letterwinners Returning/Lost: 8/4
Returning Starters (Pos., Yr., Ht.): Zaire O'Neil (F, So., 5-11), Antonia Peresson (G, So., 5-9), Roddreck Rogers (F, Sr., 6-0), Aaliyah Whiteside (F/G, Sr., 6-0)
Women's Basketball SID: Brittany McCormick
Office: (404) 894-5445
E-mail: bmcormick@athletics.gatech.edu
Press Row: (404) 894-5458
Web Site: ramblinwreck.com



**LOUISIANA TECH
LADY TECHSTERS**

Junkanoo Jam - Possible Opponent
Saturday, Nov. 28 • 1 or 3:15 p.m. ET
Freeport, Bahamas • St. Georges High School
Louisiana Tech Leads Series 2-1

Location: Ruston, La.
Founded: 1894
Enrollment: 12,414
Colors: Red and Blue
Conference: Conference USA
Arena (Capacity): Thomas Assembly Center (8,000)
Athletics Director: Tommy McClelland
Head Coach: Tyler Summitt (Tennessee '12)
Record at LT (Yrs.): 16-15 (1)
Career Record (Yrs.): Same
Associate Head Coach: Mickie DeMoss (Louisiana Tech '77)
Assistants: Bernitra Johnson (Tennessee '05), Amber Smith (Kentucky '11)

2014-15 Record (Conf./Finish): 16-15 (10-8/7-7th)
Postseason: None
Final Ranking: Not ranked
Starters Returning/Lost: 0/5
Letterwinners Returning/Lost: 4/6
Returning Starters (Pos., Yr., Ht.): None
Women's Basketball SID: Malcolm Butler
Office: (318) 257-3145
E-mail: mbutler@latech.edu
Press Row: (318) 257-3144
Web Site: latechsports.com



**LOUISVILLE
CARDINALS**

Sunday, Feb. 7 • 2 or 4 p.m. ET (ESPN or ESPN2)
Louisville, Ky. • KFC Yum! Center
Notre Dame Leads Series 11-4

Location: Louisville, Ky.
Founded: 1798
Enrollment: 22,000
Colors: Red and Black
Conference: Atlantic Coast
Arena (Capacity): KFC Yum! Center (22,000)
Athletics Director: Tom Jurich
Head Coach: Jeff Walz (Northern Kentucky '95)
Record at LOU (Yrs.): 208-77 (8)
Career Record (Yrs.): Same
Associate Head Coach: Stephanie Norman (Arizona State '89)
Assistants: Sam Williams (Auburn '96), Sam Purcell (Auburn '03)

2014-15 Record (Conf./Finish): 27-7 (12-4/3rd)
Postseason: NCAA Sweet 16
Final Ranking: 8th (AP/10th (WBCA/USA Today))
Starters Returning/Lost: 2/3
Letterwinners Returning/Lost: 4/8
Returning Starters (Pos., Yr., Ht.): Myisha Hines-Allen (F, So., 6-2), Marjua Moore (F, So., 6-0)
Women's Basketball SID: Ira Green
Office: (502) 852-4857
E-mail: ira@gocards.com
Press Row: (502) 852-5567
Web Site: gocards.com



**MIAMI
HURRICANES**

Sunday, Feb. 14 • 1 p.m. ET (ACC-RSN)
Notre Dame, Ind. • Purcell Pavilion
Notre Dame Leads Series 16-4

Location: Coral Gables, Fla.
Founded: 1925
Enrollment: 16,188
Colors: Orange, Green and White
Conference: Atlantic Coast
Arena (Capacity): BankUnited Center (7,972)
Athletics Director: Blake James
Head Coach: Katie Meier (Duke '90)
Record at UM (Yrs.): 183-134 (10)
Career Record (Yrs.): 259-179 (14)
Assistants: Octavia Blue (Miami '08), Tia Jackson (Iowa '95), Fitzroy Anthony (Palm Beach Atlantic '08)

2014-15 Record (Conf./Finish): 20-13 (8-8/8th)
Postseason: NCAA 2nd round
Final Ranking: RV (WBCA/USA Today)
Starters Returning/Lost: 3/2
Letterwinners Returning/Lost: 8/4
Returning Starters (Pos., Yr., Ht.): Adrienne Motley (G, Jr., 5-9), Jessica Thomas (G, Jr., 5-8), Michelle Woods (G, RS-Sr., 5-8)
Women's Basketball SID: Alex Schwartz
Office: (305) 284-3249
E-mail: alexschwartz@miami.edu
Press Row: (305) 284-2111
Web Site: hurricanesports.com



**NORTH CAROLINA
TAR HEELS**

Sunday, Jan. 10 • 1 p.m. ET (ESPN2 or ESPN3)
Notre Dame, Ind. • Purcell Pavilion
Notre Dame Leads Series 4-1

Location: Chapel Hill, N.C.
Founded: 1789
Enrollment: 18,370
Colors: Carolina Blue and White
Conference: Atlantic Coast
Arena (Capacity): Carmichael Arena (6,822)
Athletics Director: Bubba Cunningham
Head Coach: Sylvia Hatchell (Carson-Newman '74)
Record at UNC (Yrs.): 689-260 (29)
Career Record (Yrs.): 961-340 (40)
Associate Head Coach: Andrew Calder (Coker '74)
Assistants: Tracey Williams-Johnson (UNC Pembroke '86), Sylvia Crawley (North Carolina '94)

2014-15 Record (Conf./Finish): 26-9 (11-6/6th)
Postseason: NCAA Sweet 16
Final Ranking: 15th (AP/9th (WBCA/USA Today))
Starters Returning/Lost: 1/4
Letterwinners Returning/Lost: 6/7
Returning Starters (Pos., Yr., Ht.): Xylina McDaniel (F, Sr., 6-2)
Women's Basketball SID: Mark Kimmel
Office: (919) 962-0084
E-mail: mkimmel@unc.edu
Press Row: (919) 962-0702
Web Site: goheels.com



**NORTH CAROLINA STATE
WOLFPACK**

Thursday, Feb. 4 • 7 p.m. ET (ESPN3)
Notre Dame, Ind. • Purcell Pavilion
Notre Dame Leads Series 4-0

Location: Raleigh, N.C.
Founded: 1887
Enrollment: 33,989
Colors: Red and White
Conference: Atlantic Coast
Temporary Arena (Capacity): Holliday Gymnasium (3,000)
Athletics Director: Dr. Deborah A. Yow
Head Coach: Wes Moore (Johnson Bible College '84)
Record at NCSU (Yrs.): 43-23 (2)
Career Record (Yrs.): 601-192 (26)
Associate Head Coach: Nikki West (Clemson '99)
Assistants: Gene Hill (Coker '97), Lindsay Edmunds (Appalachian State '05)

2014-15 Record (Conf./Finish): 18-15 (7-9/7th)
Postseason: WNIT 3rd round
Final Ranking: None
Starters Returning/Lost: 3/2
Letterwinners Returning/Lost: 10/3
Returning Starters (Pos., Yr., Ht.): Jennifer Mathurin (F, Jr., 6-1); Carlee Schuhmacher (C, Sr., 6-1); Miah Spencer (G, Jr., 5-8)
Women's Basketball SID: Brett Compton
Office: (919) 740-8714
E-mail: bacompto@ncsu.edu
Press Row: TBD
Web Site: gopack.com



**OHIO STATE
BUCKEYES**

Big Ten/ACC Challenge
Wednesday, Dec. 2 • 7 p.m. ET (ESPN3)
Notre Dame, Ind. • Purcell Pavilion
Notre Dame Leads Series 2-1

Location: Columbus, Ohio
Founded: 1870
Enrollment: 58,322
Colors: Scarlet and Gray
Conference: Big Ten
Arena (Capacity): Value City Arena (19,049)
Athletics Director: Gene Smith
Head Coach: Kevin McCallif (Saint Joseph's-Ind. '92)
Record at OSU (Yrs.): 41-29 (2)
Career Record (Yrs.): 296-128 (13)
Assistants: Jay Cheek (Duke '10), Patrick Klein (Ohio State '05), Mark Mitchell (Eastern Kentucky '90)

2014-15 Record (Conf./Finish): 24-11 (13-5/3rd)
Postseason: NCAA 2nd round
Final Ranking: 23rd (AP/20th (WBCA/USA Today))
Starters Returning/Lost: 5/0
Letterwinners Returning/Lost: 8/1
Returning Starters (Pos., Yr., Ht.): Ameryst Alston (G, Sr., 5-9); Cait Craft (G, Sr., 5-8); Asia Doss (G, So., 5-7); Kelsey Mitchell (G, So., 5-8); Alexa Hart (F, So., 6-3)
Women's Basketball SID: Gary Pettit
Office: (614) 292-3270
E-mail: pettit.38@osu.edu
Press Row: (614) 688-5330
Web Site: umtbrns.com

THIS IS NOTRE DAME 2015-16 SEASON PREVIEW THE FIGHTING IRISH COACHES AND STAFF



**OREGON STATE
BEAVERS**

Monday, Dec. 28 • 7 p.m. ET (WatchND)
Notre Dame, Ind. • Purcell Pavilion
Notre Dame Leads Series 1-0

Location: Corvallis, Ore.
Founded: 1868
Enrollment: 27,925
Colors: Orange and Black
Conference: Pac-12
Arena (Capacity): Gill Coliseum (9,604)
Athletics Director: Todd Stansbury
Head Coach: Scott Rueck (Oregon State '91)
Record at OSU (Yrs.): 90-71 (5)
Career Record (Yrs.): 378-158 (19)
Assistants: Jonas Chatterton (Utah '00), Mandy Close (Oregon State '06), Eric Ely (Northwest Nazarene '82)

2014-15 Record (Conf./Finish): 27-5 (116-2/1st)
Postseason: NCAA 2nd round
Final Ranking: 10th (AP/13th (WBCA/USA Today))
Starters Returning/Lost: 4/1
Letterwinners Returning/Lost: 9/1
Returning Starters (Pos., Yr., Ht.): Ruth Hamblin (C, Sr., 6-6); Deven Hunter (F, Sr., 6-3); Jamie Weisner (G, Sr., 5-10); Sydney Wiese (G, Jr., 6-0)
Women's Basketball SID: Trevor Cramer
Office: (541) 737-8429
E-mail: trevor.cramer@oregonstate.edu
Press Row: (541) 737-3020
Web Site: osbeavers.com



**PITTSBURGH
PANTHERS**

Sunday, Jan. 3 • 3 p.m. ET (ACC-RSN)
Pittsburgh, Pa. • Petersen Events Center
Notre Dame Leads Series 23-3

Location: Pittsburgh, Pa.
Founded: 1787
Enrollment: 28,766
Colors: Blue and Vegas Gold
Conference: Atlantic Coast
Arena (Capacity): Petersen Events Center (12,508)
Athletics Director: Scott Barnes
Head Coach: Suzie McConnell-Serio (Penn State '88)
Record at PITT (Yrs.): 31-32 (2)
Career Record (Yrs.): 154-100 (8)
Associate Head Coach: Kathy McConnell-Miller (Virginia '89)
Assistants: Carmen Bruce (Duquesne '07), Lindsay Richards (Iowa '06)

2014-15 Record (Conf./Finish): 20-12 (9-7/7th)
Postseason: NCAA 2nd round
Final Ranking: Not ranked
Starters Returning/Lost: 3/2
Letterwinners Returning/Lost: 4/5
Returning Starters (Pos., Yr., Ht.): Aysia Bugg (G, So., 5-7); Slasha Carey (F, So., 6-2); Yacine Diop (F, So., 5-10)
Women's Basketball SID: Ted Feeley
Office: (412) 648-9014
E-mail: tfeeley@athletics.pitt.edu
Press Row: (412) 648-2318
Web Site: pittsburghpanthers.com



**SAINT JOSEPH'S (PA.)
HAWKS**

Monday, Dec. 21 • 7 p.m. ET
Philadelphia, Pa. • Hagan Arena
Notre Dame Leads Series 2-1

Location: Philadelphia, Pa.
Founded: 1851
Enrollment: 4,670
Colors: Crimson and Gray
Conference: Atlantic 10
Arena (Capacity): Michael J. Hagan '85 Arena (4,200)
Athletics Director: Don DiJulia
Head Coach: Cindy Griffin (Saint Joseph's '91)
Record at SJU (Yrs.): 259-183 (14)
Career Record (Yrs.): 307-216 (17)
Associate Head Coach: Susan Moran (Saint Joseph's '02)
Assistants: Stephanie McCaffrey (Saint Joseph's '04), John Hampton (Mansfield '08)

2014-15 Record (Conf./Finish): 13-17 (8-8/8th)
Postseason: None
Final Ranking: Not ranked
Starters Returning/Lost: 3/2
Letterwinners Returning/Lost: 11/2
Returning Starters (Pos., Yr., Ht.): Ciara Andrews (G, Sr., 5-9); Sarah Fairbanks (F, Sr., 6-1); Kathleen Fitzpatrick (G, Jr., 5-9)
Women's Basketball SID: Jack Jumper
Office: (610) 660-3389
E-mail: jumper@sju.edu
Press Row: (610) 660-2599
Web Site: sjuhawks.com

OPPONENTS 2014-15 SEASON IN REVIEW RECORDS HISTORY



SOUTH DAKOTA STATE JACKRABBITS

Saturday, Nov. 21 • 2 p.m. CT/3 p.m. ET
Brookings, S.D. • Frost Arena
Notre Dame Leads Series 1-0

Location: Brookings, S.D.
Founded: 1881
Enrollment: 12,557
Colors: Blue and Yellow
Conference: Summit League
Arena (Capacity): Frost Arena (6,100)
Athletics Director: Justin Sell
Head Coach: Aaron Johnston (Gustavus Adolphus '96)
Record at SDSU (Yrs.): 365-126 (15)
Career Record (Yrs.): Same
Associate Head Coach: Mike Jewett (Augustana '94)
Assistants: Katie Falco (Northern Iowa '03), Haylie Linn (Toledo '10)

2014-15 Record (Conf./Finish): 24-9 (12-2/2nd)
Postseason: NCAA 1st round
Final Ranking: None
Starters Returning/Lost: 3/2
Letterwinners Returning/Lost: 8/6
Returning Starters (Pos., Yr., Ht.): Macy Miller (G, So., 6-0); Ellie Thompson (F, So., 6-1); Kern Young (G/F, Jr., 6-0)
Women's Basketball SID: Michele Schmidt
Office: (605) 688-4832
E-mail: Michele.Schmidt@sdsu.edu
Press Row: (605) 688-4623
Web Site: gojacks.com



SYRACUSE ORANGE

Thursday, Jan. 21 • 7 p.m. ET (ESPN3)
Notre Dame, Ind. • Purcell Pavilion
Notre Dame Leads Series 28-2

Location: Syracuse, N.Y.
Founded: 1870
Enrollment: 11,800
Color: Orange
Conference: Atlantic Coast
Arena (Capacity): Carrier Dome (35,121)
Athletics Director: Mark Coyle
Head Coach: Quentin Hillsman (St. Mary's-Md. '93)
Record at SU (Yrs.): 189-108 (9)
Career Record (Yrs.): Same
Associate Head Coach: Vonn Read (Clark '97)
Assistants: Tammi Reiss (Virginia '92), Cedric Solice (Charleston Southern '05)

2014-15 Record (Conf./Finish): 22-10 (11-5/7-4th)
Postseason: NCAA 2nd round
Final Ranking: RV (AP/RV (WBCA/USA Today))
Starters Returning/Lost: 5/0
Letterwinners Returning/Lost: 10/4
Returning Starters (Pos., Yr., Ht.): Brianna Butler (G, Sr., 5-11); Briana Day (C, Jr., 6-4); Cornelia Fondren (G, Sr., 5-8); Alexis Peterson (G, Jr., 5-7); Isabella Stim (F, Jr., 6-0)
Women's Basketball SID: Anthony Prisco
Office: (315) 443-2608
E-mail: aprisco@syr.edu
Press Row: (315) 443-4241
Web Site: cuse.com



2016 ACC Championship

March 2-6, 2016
Greensboro Coliseum (23,500 capacity)
Greensboro, N.C.

FIRST ROUND — Wed., March 2 (ACC-RSN)

1 p.m. - #12 seed vs. #13 seed
3:30 p.m. - #10 seed vs. #15 seed
6:30 p.m. - #11 seed vs. #14 seed

SECOND ROUND — Thurs., March 3 (ACC-RSN)

11 a.m. - #5 seed vs. #12/13 seed
2 p.m. - #8 seed vs. #9 seed
6 p.m. - #7 seed vs. #10/15 seed
8 p.m. - #6 seed vs. #11/14 seed

QUARTERFINALS — Fri., March 4 (ACC-RSN)

11 a.m. - #4 seed vs. #5/12/13 winner
2 p.m. - #1 seed vs. #8/9 winner
6 p.m. - #2 seed vs. #7/10/15 winner
8 p.m. - #3 seed vs. #6/11/14 winner

SEMIFINALS — Sat., March 5 (ESPNJ)

Noon - Afternoon quarterfinal winners
2:30 p.m. - Evening quarterfinal winners

CHAMPIONSHIP — Sun., March 6 (ESPN)

1 p.m. - Semifinal winners



TCU HORNED FROGS

Saturday, Dec. 12 • 11 a.m. CT/Noon ET (FSN)
Fort Worth, Texas • Schollmaier Arena
Notre Dame Leads Series 1-0

Location: Fort Worth, Texas
Founded: 1873
Enrollment: 10,033
Colors: Purple and White
Conference: Big 12
Arena (Capacity): Schollmaier Arena (6,700)
Athletics Director: Chris Del Conte
Head Coach: Raegan Pebley (Colorado '96)
Record at TCU (Yrs.): 18-14 (1)
Career Record (Yrs.): 174-189 (12)
Associate Head Coach: Hanna Howard (Portland '05)
Assistants: Edwina Brown (Texas '00), Aaron Kallhoff (Bemidji State '03)

2014-15 Record (Conf./Finish): 18-14 (9-9/7-3rd)
Postseason: WNIT 2nd round
Final Ranking: Not ranked
Starters Returning/Lost: 2/3
Letterwinners Returning/Lost: 8/6
Returning Starters (Pos., Yr., Ht.): Veja Hamilton (G, Sr., 5-10); Zahna Medley (G, Sr., 5-6)
Women's Basketball SID: Robert Sampson
Office: (817) 257-5367
E-mail: robert.sampson@tcu.edu
Press Row: TBD
Web Site: gofrogs.com



TENNESSEE LADY VOLUNTEERS

Monday, Jan. 18 • 7 p.m. ET (ESPN2)
Notre Dame, Ind. • Purcell Pavilion
Tennessee Leads Series 20-5

Location: Knoxville, Tenn.
Founded: 1794
Enrollment: 27,410
Colors: Orange and White
Conference: Southeastern
Arena (Capacity): Thompson-Boling Arena (21,678)
Athletics Director: Dave Hart
Head Coach: Holly Warlick (Tennessee '81)
Record at UT (Yrs.): 86-20 (3)
Career Record (Yrs.): Same
Head Coach Emeritus: Pat Summitt (UT-Martin '74)
Associate Head Coach: Kyra Elzy (Tennessee '99)
Assistants: Joliette Law (Iowa '90), Dean Lockwood (Spring Arbor '82)

2014-15 Record (Conf./Finish): 30-6 (15-1/7-1st)
Postseason: NCAA Elite Eight
Final Ranking: 6th (AP/6th (WBCA/USA Today))
Starters Returning/Lost: 3/2
Letterwinners Returning/Lost: 9/3
Returning Starters (Pos., Yr., Ht.): Bashaara Graves (F, Sr., 6-2); Andraya Carter (G, RS-Jr., 5-9); Jordan Reynolds (G, Jr., 5-11)
Women's Basketball SID: Eric Trainer
Office: (865) 974-8173
E-mail: etrainer@utk.edu
Press Row: (865) 974-0110
Web Site: utsports.com



2016 NCAA Championship

FIRST/SECOND ROUNDS (March 18-21)

To be played on campuses of top 16 seeded teams

REGIONALS (March 25-28)

Bridgeport, Conn. (Webster Bank Arena — 10,000 capacity)
Dallas, Texas (American Airlines Center — 19,200 capacity)
Lexington, Ky. (Rupp Arena — 23,500 capacity)
Sioux Falls, S.D. (Denny Sanford Premier Center — 12,000 capacity)

WOMEN'S FINAL FOUR (April 3 & 5)

Indianapolis, Ind. (Bankers Life Fieldhouse — 18,165 capacity)

NOTE: All games in NCAA Championship will be televised live on ESPN family of networks, with broadcast outlets and coverage patterns (plus additional online coverage through WatchESPN and other outlets), as well as exact tipoff times to be determined once the tournament field is announced on March 14, 2016 (7 p.m. ET on ESPN).


**TOLEDO
ROCKETS**

Wednesday, Nov. 18 • 7 p.m. ET (ESPN3)
Notre Dame, Ind. • Purcell Pavilion
Notre Dame Leads Series 3-2

Location: Toledo, Ohio
Founded: 1872
Enrollment: 18,783
Colors: Midnight Blue and Gold
Conference: Mid-American (West Division)
Arena (Capacity): Savage Arena (7,014)
Athletics Director: Mike O'Brien
Head Coach: Tricia Cullop (Purdue '93)
Record at UT (Yrs.): 180-74 (7)
Career Record (Yrs.): 283-184 (15)
Associate Head Coach: Vicki Hall (Texas '93)
Assistants: Tony Greene (Langston '94), Tiffany Swoffard (Austin Peay '02)

2014-15 Record (Conf./Finish): 19-14 (10-8/4th West)
Postseason: WNIT 2nd round
Final Ranking: Not ranked
Starters Returning/Lost: 4/1
Letterwinners Returning/Lost: 8/4
Returning Starters (Pos., Yr., Ht.): Jay-Ann Bravo-Harriott (G, So., 5-10); Ana Capotosto (F, Sr., 5-10); Brenae Harris (G, Sr., 5-10); Sophie Reecher (C, Jr., 6-3)
Women's Basketball SID: Brian DeBenedictis (UC Santa Barbara '92)
E-mail: brian.debenedictis@utoledo.edu
Press Row: (419) 530-2027
Web Site: utrockets.com


**UCLA
BRUINS**

Junkanoo Jam - Possible Opponent
Saturday, Nov. 28 • 1 or 3:15 p.m. ET
Freeport, Bahamas • St. Georges High School
UCLA Leads Series 9-7

Location: Los Angeles, Calif.
Founded: 1919
Enrollment: 42,163
Colors: Blue and Gold
Conference: Pac-12
Arena (Capacity): Pauley Pavilion (13,800)
Athletics Director: Daniel G. Guerrero
Head Coach: Cori Close (UC Santa Barbara '93)
Record at UCLA (Yrs.): 72-60 (4)
Career Record (Yrs.): Same
Assistants: Jenny Huth (Colorado '02), Tony Newnan (UC Santa Barbara '92), Shannon Perry (Iowa '98)

2014-15 Record (Conf./Finish): 19-18 (10-8/6th)
Postseason: WNIT champion
Final Ranking: RV (WBCA/USA Today)
Starters Returning/Lost: 4/1
Letterwinners Returning/Lost: 10/4
Returning Starters (Pos., Yr., Ht.): Jordyn Canada (G, So., 5-6); Nirra Fields (G, Sr., 5-9); Kari Korver (G, Jr., 5-9); Kacy Swain (F, Sr., 6-3)
Women's Basketball SID: Ryan Finney
Office: (310) 206-4701
E-mail: rfinney@athletics.ucla.edu
Press Row: (310) 206-9662
Web Site: uclabruins.com


**VALPARAISO
CRUSADERS**

Monday, Nov. 23 • 7 p.m. CT/8 p.m. ET (ESPN3)
Valparaiso, Ind. • Athletics-Recreation Center
Notre Dame Leads Series 25-0

Location: Valparaiso, Ind.
Founded: 1859
Enrollment: 4,500
Colors: Brown and Gold
Conference: Horizon League
Arena (Capacity): Athletics-Recreation Center (5,000)
Athletics Director: Mark LaBarbera
Head Coach: Tracey Dorow (Western Michigan '96)
Record at VU (Yrs.): 23-69 (3)
Career Record (Yrs.): 255-232 (17)
Associate Head Coach: Kurt Westendorp (Valparaiso '04)
Assistants: Katie Collignon (Ferris State '08), Justin Rees (Barry '97)

2014-15 Record (Conf./Finish): 6-24 (2-14/9th)
Postseason: None
Final Ranking: None
Starters Returning/Lost: 4/1
Letterwinners Returning/Lost: 8/4
Returning Starters (Pos., Yr., Ht.): Abby Dean (G, Sr., 5-10); Lexi Miller (G, Sr., 5-7); Haylee Thompson (F, RS-Jr., 6-1); Jasmyin Walker (F, So., 5-10)
Women's Basketball SID: Brad Collignon
Office: (219) 464-5396
E-mail: bradley.collignon@valpo.edu
Press Row: (219) 548-1502
Web Site: valpoathletics.com

THIS IS NOTRE DAME 2015-16 SEASON PREVIEW THE FIGHTING IRISH COACHES AND STAFF


**VIRGINIA
CAVALIERS**

Thursday, Jan. 7 • 7 p.m. ET
Charlottesville, Va. • John Paul Jones Arena
Series Tied 2-2

Location: Charlottesville, Va.
Founded: 1819
Enrollment: 23,732
Colors: Navy and Orange
Conference: Atlantic Coast
Arena (Capacity): John Paul Jones Arena (14,583)
Athletics Director: Craig Littlepage
Head Coach: Joanne Boyle (Duke '85)
Record at UVA (Yrs.): 72-56 (4)
Career Record (Yrs.): 276-149 (13)
Associate Head Coach: Kim McNeill (Richmond '00)
Assistants: Cory McNeill (Morgan State '02), LaKeshia Frett Meredith (Georgia '97)

2014-15 Record (Conf./Finish): 17-14 (7-9/7th)
Postseason: WNIT 1st round
Final Ranking: Not ranked
Starters Returning/Lost: 4/1
Letterwinners Returning/Lost: 7/3
Returning Starters (Pos., Yr., Ht.): Brynna Mason (G, Jr., 5-9); Lauren Moses (F, So., 6-2); Faith Randolph (G, Sr., 5-10); Mikayla Venson (G, So., 5-7)
Women's Basketball SID: Melissa Dudek
Office: (434) 982-5500
E-mail: mdudek@virginia.edu
Press Row: (434) 982-0579
Web Site: virginiasports.com


**VIRGINIA TECH
HOKIES**

Sunday, Jan. 24 • 1 p.m. ET (ESPN3)
Notre Dame, Ind. • Purcell Pavilion
Notre Dame Leads Series 7-1

Location: Blacksburg, Va.
Founded: 1872
Enrollment: 31,000
Colors: Chicago Maroon and Burnt Orange
Conference: Atlantic Coast
Arena (Capacity): Cassell Coliseum (9,847)
Athletics Director: Whit Babcock
Head Coach: Dennis Wolff (Connecticut '78)
Record at VT (Yrs.): 43-79 (4)
Career Record (Yrs.): Same
Assistants: Heather Wulm (Minnesota-Morris '99), Britney Anderson (Virginia Tech '07), Bill Dooley (Richmond '83)

2014-15 Record (Conf./Finish): 12-20 (1-15/7-14th)
Postseason: None
Final Ranking: Not ranked
Starters Returning/Lost: 4/1
Letterwinners Returning/Lost: 10/1
Returning Starters (Pos., Yr., Ht.): Rachel Camp (G, So., 5-11); Tajah Campbell (F, Sr., 6-3); Vanessa Panousis (G, Jr., 5-7); Hannah Young (F, Sr., 6-1)
Women's Basketball SID: April Goode
Office: (540) 231-8823
E-mail: a.goode@vt.edu
Press Row: (540) 231-3048
Web Site: hokiesports.com


**WAKE FOREST
DEMON DEACONS**

Thursday, Feb. 18 • 7 p.m. ET
Winston-Salem, N.C. • LJVMC
Notre Dame Leads Series 3-0

Location: Winston-Salem, N.C.
Founded: 1834
Enrollment: 4,867
Colors: Old Gold and Black
Conference: Atlantic Coast
Arena (Capacity): Lawrence Joel Veterans Memorial Coliseum (14,665)
Athletics Director: Ron Wellman
Head Coach: Jen Hoover (Wake Forest '91)
Record at WFU (Yrs.): 41-55 (3)
Career Record (Yrs.): 61-68 (4)
Assistants: Mike Terry (Western Ontario '92), Gayle Coats Fulks (Fairleigh Dickinson '07), Clarisse Garcia (Villanova '07)

2014-15 Record (Conf./Finish): 13-20 (2-14/13th)
Postseason: None
Final Ranking: Not ranked
Starters Returning/Lost: 4/1
Letterwinners Returning/Lost: 7/5
Returning Starters (Pos., Yr., Ht.): Kellia Atkinson (G, RS-Jr., 5-10); Kandice Ball (G, Sr., 6-3); Amber Campbell (G, So., 5-9); Atajiah Taylor (G, Jr., 5-9)
Women's Basketball SID: Erika Cambuba
Office: (336) 758-1880
E-mail: cambubel@wfu.edu
Press Row: (336) 758-2350
Web Site: wakeforestsports.com

OPPONENTS 2014-15 SEASON IN REVIEW RECORDS HISTORY

THE TRADITION

Consistency. It is the mark of true excellence in any endeavor.

In today's intercollegiate athletics, competition is so balanced and so competitive that it is virtually impossible to maintain a high level of consistency. Yet the Atlantic Coast Conference has defied the odds.

Now, in its 63rd year of competition, the ACC has long enjoyed the reputation as one of the strongest and most competitive intercollegiate conferences in the nation. And that is not mere conjecture, the numbers support it.

Since the league's inception in 1953, ACC schools have captured 141 NCAA team championships, including 72 in women's competition and 69 in men's. In addition, NCAA individual titles have gone to ACC student-athletes 159 times in men's competition and 120 times in women's action. Given the ACC's strong history and the strengthening of its ranks with the additions of Notre Dame, Pitt and Syracuse in 2013, followed by Louisville in 2014, those numbers – and the league's longstanding tradition of excellence – appear destined to grow in the years ahead.

Since 1977, when the league adopted women's basketball, a tradition of excellence was established.

Eight ACC squads were among the 64-team field for the 2015 NCAA Women's Basketball Championship, matching the league record set in 2014. The ACC's five top-four seeds in the NCAA field were the most of any conference. It marked the 21st consecutive year that at least four ACC teams have been selected to the NCAA Championship Field. With three additional teams earning WNIT bids, the 11 total ACC teams taking part in postseason play in 2015 also led all conferences.

ACC teams posted a cumulative record of 17-8 in the 2015 NCAA Championship, led by league champion Notre Dame's run to its fifth straight Final Four. The Fighting Irish reached the NCAA title game before falling to Connecticut, 63-53. It marked the 20th Final Four appearance by a current ACC school and the 17th by a team representing the conference.

Honors poured in for ACC student-athletes and coaches as Florida State's Sue Semrau earned national coach of the year honors from the WBCA, Basketball Times, espnW and Associated Press. It marked the second straight year that an ACC coach has been recognized as the national coach of the year and the 13th year overall.

In addition, Notre Dame's Jewell Loyd was named the national player of the year by espnW, marking the eighth time an ACC women's basketball student-athlete has been honored as the nation's top player by at least one organization.

Loyd earned first-team All-America recognition from the Associated Press, while Duke's Elizabeth Williams earned second-team honors.

It capped a stellar career for Williams, who became the first player in league history to be named an All-American by the Associated Press four times and to also be selected four times as the ACC Defensive Player of the Year. She became just the second player in league history to be voted first-team All-ACC four times. For good measure, Williams was also named a third-team Academic All-American by Capital One.

Overall, the ACC's women's basketball programs continue to rank among the best in the country in terms of the postseason tournaments, having made 209 NCAA Tournament appearances and winning 296 games in the last 37 years. In addition to accolades such as sending three teams to the same Final Four for the first time in NCAA history in 2006, the league boasts such national accomplishments as sending at least one team to the "Sweet 16" for 34 consecutive seasons and at least one to the Final Four in 14 times. League membership accounts for 20 trips to the Final Four and two National Championships.

The ACC and Big Ten battled to a 7-7 draw in the 2014 ACC-Big Ten Challenge. The ACC owns a 55-39 edge over the Big Ten since the Challenge was first played in 2007 and has won at least six games in all eight Challenges. The ACC and Big Ten conference offices determine the schedule each season, and matchups may not repeat from year-to-year in efforts to coordinate similar opponents and competitive equity. In addition the official title will rotate each year.

Virginia's Dawn Staley was the first ACC student-athlete to earn national players of the year honors with back-to-back selections in 1991 and '92, while North Carolina's Charlotte Smith received the ESPY award in 1995. Duke's Alana Beard was recognized with National Player of the Year honors in both 2003 and '04, and UNC's Ivory Latta earned ESPN.com National Player of the Year in 2006. In 2007, Duke guard Lindsey Harding was named the Naismith Trophy Women's College Player of the Year presented by AT&T, followed by the selection of Notre Dame's Jewell Loyd by espnW in 2015.

Seven league coaches have combined to earn 27 National Coach of the Year honors. Notre Dame's Muffet McGraw, North Carolina's Sylvia Hatchell, Florida State's Sue Semrau, former Virginia head coach Debbie Ryan, former Maryland head coach Chris Weller, former Duke head coach Gail Goetsenkos and the late NC State head coach Kay Yow all garnered national recognition.

Seven ACC representatives, including coaches and student-athletes, have participated in the Olympics. Yow, assisted by Hatchell, headed up the '88 gold medal-winning Olympic team. Maryland's Vicky Bullett was a member of both the '88 and '92 Olympic teams. Staley, a three-time Olympian, struck gold in Athens as a member of the '04 title squad, while Goetsenkos served as an assistant coach on the gold medal-winning team in Athens. Staley also assisted the 2008 Olympic Champion team in Beijing.

Since the inaugural season of the Women's National Basketball Association (WNBA) in 1997, the ACC has been a recognizable presence in the league. One hundred twenty-five (125) former ACC stars have played on the hardwood in the WNBA, while six former players have worked the sidelines as coaches. Four ACC student-athletes were selected in the 2015 WNBA Draft, including No.1 overall pick Jewell Loyd of Notre Dame. Loyd joined Duke's Lindsey Harding (2007) as the second ACC player to be selected first overall. Duke's Elizabeth Williams and Wake Forest's Dearica Hamby were also among the first six players chosen. The ACC has had at least one player selected in the first round of the last 10 drafts, and current membership accounts for 44 first-round selections.

In addition, ACC women's basketball players have earned first-team Academic All-America honors 14 times, including Virginia's Val Ackerman – the former President of the WNBA in '81. In 1997, NC State's Jennifer Howard was tabbed GTE COSIDA Academic Player of the Year after posting a 4.0 grade point average throughout her career. Twenty-three players have earned ACC postgraduate scholarships, while three others were named NCAA Postgraduate Scholars.

THE HISTORY

The Atlantic Coast Conference was founded on May 8, 1953, at the Sedgefield Inn near Greensboro, North Carolina with seven charter members - Clemson, Duke, Maryland, North Carolina, North Carolina State, South Carolina and Wake Forest - drawing up the conference by-laws.

The withdrawal of seven schools from the Southern Conference came early on the morning of May 8, 1953, during the Southern Conference's annual spring meeting. On June 14, 1953, the seven members met in Raleigh, North Carolina, where a set of bylaws was adopted and the name became officially the Atlantic Coast Conference.

Suggestions from fans for the name of the new conference appeared in the region's newspapers prior to the meeting in Raleigh. Some of the names suggested were: Dixie, Mid-South, Mid-Atlantic, East Coast, Seaboard, Colonial, Tobacco, Blue-Gray, Piedmont, Southern Seven and the Shoreline.

Duke's Eddie Cameron recommended that the name of the conference be the Atlantic Coast Conference, and the motion was passed unanimously. The meeting concluded with each member institution assessed \$200.00 to pay for conference expenses.

On December 4, 1953, conference officials met again at Sedgefield and officially admitted Virginia as the league's eighth member. The first withdrawal of a school from the ACC came on June 30, 1971, when South Carolina tendered its resignation. The ACC operated with seven members until April 3, 1978, when Georgia Tech was admitted. The Atlanta school had withdrawn from the Southeastern Conference in January of 1964.

The ACC expanded to nine members on July 1, 1991, with the addition of Florida State.

The conference expanded to 11 members on July 1, 2004, with the addition of Miami and Virginia Tech. On October 17, 2003, Boston College accepted an invitation to become the league's 12th member starting July 1, 2005.

The ACC added its 13th and 14th members on Sept. 18, 2011, when Pittsburgh and Syracuse accepted invitations to join the conference. The two schools officially join the ACC on July 1, 2013. Notre Dame also officially joined the ACC on July 1, 2013, after announcing on Sept. 12, 2012 its intention to enter the league for competition in all sports but football, bringing the membership of the conference to 15. The Fighting Irish will play five games with ACC schools each year.

On July 1, 2014, Louisville entered the ACC on the same day Maryland withdrew, keeping the conference's membership at 15 institutions.



Besides being one of the most consistently successful programs in the nation, Notre Dame also is one of the country's most well-traveled squads. Since 1995-96, the Fighting Irish have played in 92 different cities in 35 states (plus the District of Columbia, the U.S. Virgin Islands, Canada and the Bahamas), spanning more than 10,000 miles and seven time zones from coast to coast and beyond. Along the way, the Fighting Irish travel in comfort, flying chartered planes to and from virtually all road sites, allowing student-athletes to miss only a bare minimum of class time.

Below is a list of the cities and states Notre Dame has visited during the past 20 seasons, with opponents and/or events in parentheses:

- Arizona**
Tempe (Arizona State)
Tucson (Arizona)
- Bahamas**
Freeport (Junkanoo Jam)
- California**
Fresno (NCAA Championship)
Los Angeles (UCLA, USC)
San Francisco (San Francisco)
Santa Barbara (UC Santa Barbara)
- Canada**
Toronto (Duquesne)
- Colorado**
Boulder (Colorado, WBCA Classic)
Denver (NCAA Championship, NCAA Final Four)
Fort Collins (Colorado State)
- Connecticut**
Hartford (Connecticut, BIG EAST/NCAA Championship)
Storrs (Connecticut, BIG EAST Championship)
Uncasville (Hall of Fame Challenge)
- District of Columbia**
Washington (Georgetown)
- Florida**
Coral Gables (Miami)
Lake Buena Vista (Honda Elite 4 Classic)
Miami (Florida International)
Orlando (Central Florida)
Tallahassee (Florida State)
Tampa (South Florida, NCAA Final Four)
- Georgia**
Atlanta (Georgia Tech, Comfort Inn Downtown Classic)
Macon (Mercer)
- Hawaii**
Kailua-Kona (Kona Women's Basketball Classic)
- Illinois**
Champaign (Illinois)
Chicago (DePaul)
DeKalb (Northern Illinois)

- Indiana**
Bloomington (Indiana)
Fort Wayne (home game vs. Maryland)
Indianapolis (Butler, IUPUI, Tennessee, NCAA Final Four)
Valparaiso (Valparaiso)
West Lafayette (Purdue, NCAA Championship)
- Iowa**
Iowa City (Iowa, NCAA Championship)
- Kansas**
Manhattan (Kansas State, NCAA Championship)
- Kentucky**
Lexington (Kentucky)
Louisville (Louisville)
- Louisiana**
Baton Rouge (LSU, NCAA Championship)
New Orleans (NCAA Final Four)
Ruston (Preseason WNIT)
- Maryland**
College Park (Maryland, Preseason WNIT)
- Massachusetts**
Chestnut Hill (Boston College)
- Michigan**
Ann Arbor (Michigan)
East Lansing (Michigan State)
Grand Rapids (Women's College Basketball Showcase)
Kalamazoo (Western Michigan)
Mount Pleasant (Central Michigan)
Ypsilanti (Eastern Michigan)
- Missouri**
Kansas City (NCAA Championship)
St. Louis (NCAA Final Four)
- Nebraska**
Omaha (Creighton)
- Nevada**
Las Vegas (Duel in the Desert)
- New Jersey**
Piscataway (Rutgers, BIG EAST Championship)
South Orange (Seton Hall)
- New York**
New York City (St. John's)
Syracuse (Syracuse)
- North Carolina**
Chapel Hill (North Carolina)
Charlotte (Charlotte)
Durham (Duke)
Greensboro (ACC Championship)
Raleigh (N.C. State, NCAA Championship)
Winston-Salem (Wake Forest)

- Ohio**
Bowling Green (Bowling Green)
Cincinnati (Cincinnati, NCAA Final Four)
Columbus (Ohio State)
Dayton (Dayton, NCAA Championship)
Toledo (Toledo, NCAA Championship)
- Oklahoma**
Oklahoma City (NCAA Championship)
- Oregon**
Corvallis (Oregon State)
- Pennsylvania**
Philadelphia (Penn, Villanova)
Pittsburgh (Pittsburgh, NCAA Championship)
University Park (Penn State)
- Rhode Island**
Providence (Providence)
- South Carolina**
Charleston/Mt. Pleasant (Carrier Classic)
Clemson (Clemson)
Columbia (NCAA Championship)
- Tennessee**
Knoxville (Tennessee, NCAA Championship)
Memphis (NCAA Championship)
Nashville (Vanderbilt, NCAA Final Four)
- Texas**
Austin (Texas, NCAA Championship)
Houston (Rice)
Lubbock (Texas Tech, NCAA Championship)
Waco (Baylor)
- U.S. Virgin Islands**
St. Thomas (Paradise Jam)
- Utah**
Salt Lake City (Utah, NCAA Championship)
- Virginia**
Blacksburg (Virginia Tech)
Charlottesville (Virginia)
Norfolk (NCAA Championship)
Richmond (Richmond, Wachovia Invitational)
- Washington**
Seattle (Washington, State Farm Holiday Hoops Classic)
- West Virginia**
Morgantown (West Virginia)
- Wisconsin**
Madison (Wisconsin, Coaches vs. Cancer Challenge)
Milwaukee (Marquette)

THIS IS NOTRE DAME

2015-16 SEASON PREVIEW

THE FIGHTING IRISH

COACHES AND STAFF

OPPONENTS

2014-15 SEASON IN REVIEW

RECORDS

HISTORY



Brookings, S.D.
(South Dakota State)

- 11/20 Depart via charter flight to Brookings, S.D.
- 11/21 Game at South Dakota State (2 p.m. CT)
Return following game via charter flight

Valparaiso, Ind.
(Valparaiso)

- 11/23 Charter bus to Valparaiso, Ind.
Game at Valparaiso (7 p.m. CT)
Return following game via charter bus

Freeport, Bahamas
(Junkanoo Jam)

- 11/26 Depart via commercial flight to Freeport, Bahamas
- 11/27 Game vs. Denver (3:15 p.m. ET)
- 11/28 Game vs. Louisiana Tech/UCLA (1/3:15 p.m. ET)
- 11/29 Return via commercial flight

Storrs, Conn.
(Connecticut)

- 12/4 Depart via charter flight to Hartford
Charter bus to Storrs, Conn.
- 12/5 Game at Connecticut (5:15 p.m. ET)
Return following game via charter flight
(charter bus from Storrs to Hartford)

Fort Worth, Texas
(TCU)

- 12/11 Depart via charter flight to Dallas-Fort Worth
- 12/12 Game at TCU (11 a.m. CT)
Return following game via charter flight

Philadelphia, Pa.
(Saint Joseph's)

- 12/20 Depart via commercial flight to Philadelphia
- 12/21 Game at Saint Joseph's (7 p.m. ET)
- 12/22 Return via commercial flight

Pittsburgh, Pa.
(Pittsburgh)

- 1/2 Depart via commercial flight to Pittsburgh
- 1/3 Game at Pittsburgh (3 p.m. ET)
- 1/4 Return via commercial flight

Charlottesville, Va.
(Virginia)

- 1/6 Depart via charter flight to Charlottesville, Va.
- 1/7 Game at Virginia (7 p.m. ET)
Return following game via charter flight

Chestnut Hill, Mass.
(Boston College)

- 1/13 Depart via charter flight to Bedford, Mass.
Charter bus to Chestnut Hill, Mass.
- 1/14 Game at Boston College (7 p.m. ET)
Return following game via charter flight
(charter bus from Chestnut Hill to Bedford)

Atlanta, Ga.
(Georgia Tech)

- 1/27 Depart via charter flight to Atlanta
- 1/28 Game at Georgia Tech (7 p.m. ET)
Return following game via charter flight

Durham, N.C.
(Duke)

- 1/31 Depart via charter flight to Raleigh-Durham
- 2/1 Game at Duke (6 p.m. ET)
Return following game via charter flight

Louisville, Ky.
(Louisville)

- 2/6 Depart via charter flight to Louisville
- 2/7 Game at Louisville (2 or 4 p.m. ET)
Return following game via charter flight

Winston-Salem, N.C.
(Wake Forest)

- 2/17 Depart via charter flight to Winston-Salem, N.C.
- 2/18 Game at Wake Forest (7 p.m. ET)
Return following game via charter flight

Tallahassee, Fla.
(Florida State)

- 2/21 Depart via charter flight to Tallahassee
- 2/22 Game at Florida State (7 p.m. ET)
Return following game via charter flight

NOTE: All travel plans are tentative and subject to change. For the latest travel information (including all postseason arrangements), please contact athletics communications associate director Chris Masters at (574) 631-8032 (office) or (574) 532-4166 (cell). As a reminder, all interviews with Fighting Irish players and staff must be coordinated through Masters and no interviews may be conducted on game days prior to competition.



Non-Conference Opponents

THIS IS NOTRE DAME

2015-16 SEASON PREVIEW

THE FIGHTING IRISH

COACHES AND STAFF

OPPONENTS

2014-15 SEASON IN REVIEW

RECORDS

HISTORY

Team	SID	Office Phone	Press Row	E-mail	Web Site
Bucknell	Matt Jackson	(570) 577-1835	(570) 577-1087	mj010@bucknell.edu	bucknellbison.com
Connecticut	Pat McKenna	(860) 486-2394	(860) 486-1888	patrick.mckenna@uconn.edu	uconnhuskies.com
DePaul	Alicia Pope	(773) 325-4740	(773) 325-4901	apope8@depaul.edu	depaulbluedemons.com
Denver	Chris Smith	(303) 871-7555	(303) 871-3922	Christopher.Smith726@du.edu	denverpioneers.com
Louisiana Tech	Malcolm Butler	(318) 257-3145	(318) 257-3144	mbutler@latech.edu	latechsports.com
Ohio State	Gary Petit	(614) 292-3270	(614) 688-5330	petit.38@osu.edu	ohiostatebuckeyes.com
Oregon State	Trevor Cramer	(541) 737-8429	(541) 737-3020	trevor.cramer@oregonstate.edu	osubeavers.com
Saint Joseph's (Pa.)	Jack Jumper	(610) 660-3389	(610) 660-2599	jumper@sju.edu	sjuhawks.com
South Dakota State	Michele Schmidt	(605) 688-4832	(605) 688-4623	Michele.Schmidt@sdstate.edu	gojacks.com
TCU	Robert Sampson	(817) 257-5367	TBD	robert.sampson@tcu.edu	gofrogs.com
Tennessee	Eric Trainer	(865) 974-8173	(865) 974-0110	etrainer@utk.edu	utsports.com
Toledo	Brian DeBenedictis	(419) 530-4919	(419) 530-2027	brian.debenedictis@utoledo.edu	utrockets.com
UCLA	Ryan Finney	(310) 206-4701	(310) 206-9562	rfinney@athletics.ucla.edu	uclabruins.com
Valparaiso	Brad Collignon	(219) 464-5396	(219) 548-1502	Bradley.Collignon@valpo.edu	valpoathletics.com

Atlantic Coast Conference Opponents

Team	SID	Office Phone	Press Row	E-mail	Web Site
ACC	Amy Ufnowski	(336) 854-8787	—	aufnowski@theacc.org	theacc.com
Boston College	Stephanie Turnera	(617) 552-0524	(617) 552-1899	turnera@bc.edu	bceagles.com
Clemson	Libby Kehn	(864) 656-4218	TBD	elizabk@clermson.edu	clermsonigers.com
Duke	Lindy Brown	(919) 684-2664	(919) 684-6186	lbrown@duaa.duke.edu	goduke.com
Florida State	Steve Stone	(850) 644-4836	(850) 224-8790	sstone@fsu.edu	seminoles.com
Georgia Tech	Brittany McCormick	(404) 894-5445	(404) 894-5458	bmccormick@athletics.gatech.edu	ramblinwreck.com
Louisville	Ira Green	(502) 852-4857	(502) 852-5567	ira@gocards.com	gocards.com
Miami	Alex Schwartz	(305) 284-3249	(305) 284-2111	alexschwartz@miami.edu	hurricanesports.com
North Carolina	Mark Kimmel	(919) 962-0084	(919) 962-0702	mkimmel@unc.edu	goheels.com
N.C. State	Brett Compton	(919) 740-8714	TBD	bacompto@ncsu.edu	gopack.com
Pittsburgh	Ted Feeley	(412) 648-9014	(412) 648-2318	tfeeley@athletics.pitt.edu	pittsburghpanthers.com
Syracuse	Anthony Prisco	(315) 443-2608	(315) 443-4241	aprisco@syr.edu	cuse.com
Virginia	Melissa Dudek	(434) 982-5500	(434) 962-0579	mdudek@virginia.edu	virginiasports.com
Virginia Tech	April Goode	(540) 231-8823	(540) 231-3048	a.goode@vt.edu	hokiesports.com
Wake Forest	Erika Carrubba	(336) 758-1880	(336) 758-2350	carrubel@wfu.edu	wakeforestsports.com



Irish Make History With Fifth Consecutive NCAA Final Four

The 2014-15 season was one of historic success for Notre Dame (36-3, 15-1 Atlantic Coast Conference), as the Fighting Irish became the fourth program in NCAA Championship history to advance to the Women's Final Four for a fifth consecutive season, and the third program to play in four NCAA title games in a five-year span.

Notre Dame earned its place at the 2015 NCAA Women's Final Four with a 77-68 win over No. 5/6 Baylor in the NCAA Oklahoma City Regional final on March 29 at Chesapeake Energy Arena in Oklahoma City, Oklahoma. With the victory, the Fighting Irish improved to 7-0 all-time in regional finals, the best winning percentage in Elite Eight games by any school in NCAA Championship history.

Notre Dame then advanced to the NCAA title game for second year in a row and fourth time in five seasons with a thrilling 66-65 win over No. 3/4 South Carolina in the NCAA national semifinals on April 5 at Amalie Arena in Tampa, Florida. The two heroes for the Fighting Irish in the victory were a pair of reserve guards — senior **Madison Cable**, who sank the game-winning basket on an offensive rebound with 19 seconds left, and junior **Hannah Huffman**, whose tight defense on USC's Tiffany Mitchell prevented the Gamecocks' guard from getting a clear look at the basket in the closing seconds.

For the second year in a row, Notre Dame met longtime rival Connecticut in the NCAA championship game on April 7 in Tampa. The teams waged a fierce battle through the evening, with the Fighting Irish doggedly battling the Huskies tooth and nail. Notre Dame would overcome a rough first half to get within 54-48 with 6:30 remaining before a pair of late three-pointers helped finally push the verdict in UConn's favor, 63-53.

As was the case a season earlier, the Notre Dame-Connecticut matchup in the 2015 NCAA championship game drew an impressive national television audience on ESPN with a 2.02 rating (approximately 3.1 million viewers) in the United States.

Notre Dame Repeats As ACC Champions

Notre Dame's historic success last season also extended to the conference level, as the Fighting Irish became just the third program in Atlantic Coast Conference history to sweep the league's regular-season and tournament titles in consecutive seasons (and first to pull off that remarkable feat since 2003-04).

What's more, this marked Notre Dame's fourth consecutive outright regular-season league title, continuing the longest run of conference success

in the program's 38-year history. Prior to their final two years in the BIG EAST and first two seasons in the ACC (2012-15), the Fighting Irish had won three league titles in a row just once — 1988-89 through 1990-91 in the Midwestern Collegiate Conference (now Horizon League), and the first of those three was a co-championship.

Notre Dame also became only the second ACC school from outside North Carolina's Triangle region (Raleigh-Durham-Chapel Hill) to earn back-to-back outright regular-season titles and the first in two decades.

In addition, the Fighting Irish raised their regular-season conference record to 31-1 since joining the ACC in 2013-14, becoming the third program in league history to suffer only one conference loss in a two-year span, and the first since 2003-04.

Notre Dame repeated its clean sweep of the ACC titles by topping No. 7/6 Florida State, 71-58 in the ACC Tournament final on March 8 in Greensboro, North Carolina. It was the eighth postseason tournament championship in program history, and third in a row, marking the first time since 1989-92 (in the Midwestern Collegiate Conference) that the Fighting Irish won three consecutive conference tournament titles.

Notre Dame Was Hoop City, USA

No other campus in America enjoyed the kind of success on the basketball court that Notre Dame saw in 2014-15.

The Fighting Irish men's and women's basketball programs posted a combined 68-9 (.883) on the hardwood last season, the best by any school in the country. Notre Dame also was the only institution to see both of its basketball teams reach the NCAA Elite Eight (the Fighting Irish doing so for the first time since 1979 before a narrow loss to Kentucky in the regional final).

Both Notre Dame squads topped 30 wins in the same season for the first time ever, and surpassed 25 victories in the same season for the fourth time in eight years (also 2007-08, 2010-11 and 2012-13) after never having previously reached that win total in the same season.

Last year's Fighting Irish teams also set a school record for combined men's/women's basketball victories and combined winning percentage mark in a single season, easily outpacing the 60-12 (.833) basketball record in 2012-13 (women 35-2; men 25-10).

Both Notre Dame teams also won the ACC Tournament title in 2014-15, marking the 13th time one ACC school swept both postseason basketball crowns and the first time it was done by any school not located on Tobacco Road.

The Winning Mentality

Notre Dame advanced to its fifth consecutive NCAA Women's Final Four and fourth national championship game berth in five years, thanks to another long winning streak.

Following a mid-January upset loss at Miami (snapping a 61-game Fighting Irish winning streak against unranked opponents in the Associated Press poll), Notre Dame reeled off 22 consecutive victories, tying the fourth-longest winning streak in program history.

In that span, the Fighting Irish won 18 games by double digits and defeated nine ranked opponents (including seven that were ranked in the top 10 in either major national poll at tipoff).

This marked the fourth consecutive season that the Notre Dame women's basketball team posted a winning streak of 20 games or longer, having reeled off 21 in a row in 2011-12, followed by 30 consecutive wins in 2012-13 and a school-record 37-game winning streak in 2013-14.

A Record-Setting Season

It's become an annual tradition to update the Notre Dame record books following another wildly-successful season and that was again the case in 2014-15.

This past year, the Fighting Irish set single-season school records for games played (39), most wins at home (19) and most wins over top-10 opponents (8), while narrowly missing additional marks for total wins (36; record is 37 in 2013-14), total points (3,114; record is 3,271 in 2013-14), three-pointers made (186; record is 190 in 2013-14), three-pointers attempted (486; record is 490 in 2009-10), total rebounds (1,617; record is 1,621 in 2012-13), blocked shots (195; most since school-record 228 in 2000-01) and fewest times fouled out (four; record is three in 2013-14).

Notre Dame Among NCAA Statistical Chart Toppers

Standout freshman forward **Brianna Turner** became the first Notre Dame player since 2000-01 (and the third in program history) to earn an NCAA individual statistical championship after leading the nation with a .652 field-goal percentage last season. **Alicia Ratay** was the most recent NCAA statistical champion with a school-record .547 three-point percentage in 2000-01.

Turner was the third freshman in NCAA Division I history to earn the field-goal percentage crown (and first since 1996-97), and her .652 mark was the second-highest by any Fighting Irish player in school history (**Ruth Riley** shot a national-best .683 from the field as a sophomore in 1998-99).



To Be Best, You Must Beat the Best

In recent seasons, Notre Dame has withstood numerous challenges from strong opponents and come out on top. Once again, that was the case in 2014-15, as the Fighting Irish went 13-2 against top-25 teams last year, including an 8-2 mark against top-10 squads (in either major national poll) a season ago.

What's more, eight of Notre Dame's 13 wins over ranked teams came by double figures, highlighted by six victories over top-10 opponents.

The 13 wins over ranked opponents tied for the third-most for Notre Dame in one season, surpassed only by the 15 wins in 2011-12 and 14 victories in 2013-14.

At the same time, the eight wins over top-10 opponents tied the program record, first set in 2013-14.

During the past four seasons, the Fighting Irish are 54-8 (.871) against ranked opponents in that span, highlighted by a 29-8 (.784) record against teams in the top 10.

Thirty Deeds

Notre Dame's 36 wins in 2014-15 were one shy of the school record set in 2013-14. It also represented the fifth consecutive year and seventh time overall

the Fighting Irish posted a 30-win season, something Notre Dame had not done prior to its current run.

The Fighting Irish also had 28 regular-season victories, narrowly missing the program standard (29 in 2013-14), and they reached the 30-win mark prior to the NCAA Championship for the fourth consecutive year.

Points Aplenty

Notre Dame's success in 2014-15 could be traced to its high-flying offense, which ranked fifth in the nation at 79.8 points per game. It was the fourth consecutive season that the Fighting Irish finished among the top five teams in the country in scoring, and the sixth year in a row they averaged at least 77 points per game.

Notre Dame also challenged a program record by scoring at least 100 points in four games last season, one shy of the high-water mark set in 2013-14. Three of those triple-digit games came in the first six games of the season, the first time the Fighting Irish have ever pulled off that feat.

Notre Dame now has 14 triple-digit games in the past four seasons after amassing just 13 100-point outings in the program's first 34 seasons of existence.

The Fighting Irish scored a season-high 112 points on Nov. 25 against Quinnipiac in the Hall of

Fame Challenge at Purcell Pavilion. It was the fifth-most points scored by Notre Dame in a single game and third-highest output produced in Purcell Pavilion history.

A Class Like No Other

For the fourth consecutive season, a Notre Dame senior class set the bar for career wins by one group. Senior tri-captains **Whitney Holloway** and **Markisha Wright** helped pace the Fighting Irish to a remarkable 143-10 (.935) record during their four-year careers, including four NCAA Women's Final Four berths, three trips to the NCAA national championship game, four conference regular-season titles and three conference tournament crowns.

The 143 victories compiled by the Class of 2015 were five more than the previous year's seniors and capped a four-year run that saw Holloway and Wright help the Fighting Irish average more than 35 wins per season.

The 2014-15 Notre Dame seniors also built a legacy that ranks among the greatest in Fighting Irish athletics history, rivaled only by the 1946-49 football team, the 1994-97 women's soccer team and the 2013-14 women's basketball team.

2014-15 Awards and Honors

LINDSAY ALLEN (So., G)

Associated Press All-America Honorable Mention
Full Court Press All-America Honorable Mention
NCAA Oklahoma City Regional Most Outstanding Player
Nancy Lieberman Award Finalist (Top 5)

MADISON CABLE (Sr., G)

All-ACC Tournament Second Team

WHITNEY HOLLOWAY (Sr., G - CAPTAIN)

ACC Academic Honor Roll
Notre Dame Team Spirit Award

HANNAH HUFFMAN (Jr., G)

ACC Academic Honor Roll
Notre Dame Club of St. Joseph Valley Rockne Student-Athlete Award

JEWELL LOYD (Jr., G)

WNBA First Round Draft Pick (No. 1 - Seattle)
espnW National Player of the Year
espnW Midseason National Player of the Year
Associated Press National Player of the Year Runner-Up

Associated Press All-America First Team (unanimous)

WBCA Coaches' All-America Team
USBWA All-America Team
John R. Wooden Award All-America Team
espnW All-America First Team

Sports Illustrated All-America Team
Full Court Press All-America First Team
Honda Sports Award Finalist
WBCA Wade Trophy Finalist
John R. Wooden Award Finalist
Naismith Trophy Finalist
Dawn Staley Award Finalist
WBCA Coaches' All-Region II Team
ACC Player of the Year (Blue Ribbon Panel/Coaches)
ACC Tournament Most Valuable Player
Naismith Hall of Fame Challenge Most Valuable Player

All-ACC First Team (Blue Ribbon Panel/Coaches)
All-ACC Defensive Team (Coaches)
NCAA Women's Final Four All-Tournament Team
NCAA Oklahoma City Regional All-Tournament Team
All-ACC Tournament First Team
espnW National Player of the Week (Dec. 15)
ACC Player of the Week (Dec. 8, Dec. 15, Jan. 26, Feb. 23)

Notre Dame Monogram Club Team MVP Award
Woody Miller Player of the Year Award (media)

KRISTINA NELSON (So., F)

ACC Academic Honor Roll

TAYA REIMER (So., F)

All-ACC Tournament Second Team
ACC Academic Honor Roll
Notre Dame Most Improved Player Award

BRIANNA TURNER (Fr., F)

NCAA statistical champion (field-goal percentage)
Full Court Press National Freshman of the Year
Full Court Press All-America Third Team
Full Court Press Freshman All-America First Team
Associated Press All-America Honorable Mention
Naismith Trophy Midseason Top 30 List
John R. Wooden Award Late Season Top 20 List
WBCA Coaches' All-America Team Finalist
WBCA Coaches' All-Region II Team
ACC Freshman of the Year (Blue Ribbon Panel/Coaches)

All-ACC First Team (Blue Ribbon Panel/Coaches)
All-ACC Defensive Team (Coaches)
All-ACC Freshman Team (Blue Ribbon Panel/Coaches)
NCAA Women's Final Four All-Tournament Team
All-ACC Tournament First Team
USBWA National Freshman of the Week (Dec. 30, Jan. 20)

ACC Player of the Week (Jan. 19)
ACC Freshman of the Week (Nov. 17, Nov. 24, Dec. 29, Jan. 5, Jan. 19, Jan. 26)
Notre Dame Defensive Player of the Year Award

MARKISHA WRIGHT (Sr., F - CAPTAIN)

ACC Academic Honor Roll

THIS IS NOTRE DAME

2015-16 SEASON PREVIEW

THE FIGHTING IRISH

COACHES AND STAFF

OPPONENTS

2014-15 SEASON IN REVIEW

RECORDS

HISTORY

2014-15 University of Notre Dame Women's Basketball Results

Overall Record: 36-3 (Home: 19-1, Away: 10-1, Neutral: 7-1); Atlantic Coast Conference Record: 15-1 (1st)
 NCAA Women's Final Four National Finalist • NCAA Oklahoma City Regional Champion • ACC Champion

Date	ND NR	Opp NR	Opponent	Result	Score	Streak	Record	ACC	Notre Dame Highs			
									Points	Rebounds	Assists	Attendance
Nov. 14	3/3		UMASS LOWELL ^{WatchND}	W	105-51	W1	1-0		Turner-29	two with 9	two with 5	8,659
Nov. 19	3/2	15/17	at Michigan State ^{BTN}	W	71-63	W2	2-0		Loyd-28	Loyd-11	Allen-5	8,644
Nov. 21	3/2		CHATTANOOGA ^{WatchND}	W	88-53	W3	3-0		Loyd-20	two with 7	two with 6	8,645

Naismith Memorial Basketball Hall of Fame Women's Challenge (Notre Dame, Ind. — Purcell Pavilion)

Nov. 23	3/2		HOLY CROSS ^{WatchND}	W	104-29	W4	4-0		Turner-19	Reimer-10	Mabrey-7	8,684
Nov. 24	2/2		HARVARD ^{WatchND}	W	97-43	W5	5-0		Reimer-14	two with 8	Mabrey-4	8,566
Nov. 25	2/1		QUINNIPAC ^{WatchND}	W	112-52	W6	6-0		Loyd-23	Westfeld-12	Johnson-7	8,429

Naismith Memorial Basketball Hall of Fame Women's Challenge (Uncasville, Conn. — Mohegan Sun Arena)

Nov. 30	2/1		vs. Kansas ^{ESPN3}	W	89-47	W7	7-0		Loyd-23	Westfeld-7	four with 4	2,307
Dec. 3	2/1	15/10	(1) MARYLAND ^{ESPN3}	W	92-72	W8	8-0		Loyd-27	two with 8	Loyd-6	9,189
Dec. 6	2/1	3/3	(2) CONNECTICUT ^{ESPN}	L	58-76	L1	8-1		Loyd-31	Wright-7	Allen-3	9,149 (s)
Dec. 10	5/4	25/25	at DePaul ^{ESPN2 Sports 2}	W	94-93 (OT)	W1	9-1		Loyd-41	Loyd-12	Allen-6	3,414
Dec. 13	5/4		MICHIGAN ^{WatchND}	W	70-50	W2	10-1		Allen-17	Westfeld-8	Mabrey-6	8,904
Dec. 21	5/4		SAINT JOSEPH'S (PA.) ^{WatchND}	W	64-50	W3	11-1		Turner-19	Allen-8	two with 3	8,630
Dec. 28	4/4		at UCLA ^{Pac-12}	W	82-67	W4	12-1		Allen-22	Turner-16	Loyd-7	3,004
Jan. 2	4/4		• FLORIDA STATE ^{WatchND}	W	74-68	W5	13-1	1-0	Loyd-20	two with 6	Allen-8	9,149 (s)
Jan. 4	4/4	21/22	• at Syracuse ^{ACC-RSN}	W	85-74	W6	14-1	2-0	Loyd-25	Turner-13	two with 6	2,158
Jan. 8	4/4		• at Miami ^{ESPN3}	L	63-78	L1	14-2	2-1	Loyd-27	Turner-10	Allen-6	1,836
Jan. 11	4/4		• BOSTON COLLEGE ^{ESPN3}	W	104-58	W1	15-2	3-1	Turner-21	two with 6	Allen-5	9,149 (s)
Jan. 15	7/7	12/10	• at North Carolina ^{ACC-RSN}	W	89-79	W2	16-2	4-1	Turner-29	Turner-18	Allen-9	4,358
Jan. 19	6/7	5/6	TENNESSEE ^{ESPN2-BM}	W	88-77	W3	17-2		Loyd-34	Reimer-10	Allen-6	9,149 (s)
Jan. 22	6/5		• GEORGIA TECH ^{ESPN3}	W	89-76	W4	18-2	5-1	Loyd-29	Reimer-8	Loyd-7	8,865
Jan. 24	6/5		• at Clemson	W	74-36	W5	19-2	6-1	Loyd-17	Turner-10	Allen-7	1,214
Jan. 29	4/4		• at Virginia Tech ^{ESPN3}	W	74-50	W6	20-2	7-1	Westfeld-17	Reimer-10	Allen-5	1,835
Feb. 1	4/4		• WAKE FOREST ^{ACC-RSN}	W	92-63	W7	21-2	8-1	Loyd-20	Turner-7	Allen-8	8,741
Feb. 5	4/4		• VIRGINIA ^{ESPN3}	W	75-54	W8	22-2	9-1	Turner-26	Turner-13	two with 4	8,738
Feb. 8	4/4		• at Boston College	W	89-56	W9	23-2	10-1	Mabrey-20	Cable-8	Mabrey-5	1,924
Feb. 16	4/4	10/11	• DUKE ^{ESPN2-BM}	W	63-50	W10	24-2	11-1	Loyd-21	Westfeld-7	two with 5	8,659
Feb. 19	4/4		• at Georgia Tech ^{ACC-RSN}	W	71-61	W11	25-2	12-1	Loyd-31	Cable-11	Allen-6	2,303
Feb. 23	4/4	8/7	• LOUISVILLE ^{ESPN2-BM}	W	68-52	W12	26-2	13-1	Loyd-20	Turner-9	Allen-9	8,911
Feb. 26	4/4		• PITTSBURGH ^{ESPN3}	W	87-59	W13	27-2	14-1	Loyd-16	Turner-9	Allen-8	8,810
March 1	4/4		• at N.C. State ^{ESPN3}	W	67-60	W14	28-2	15-1	Loyd-16	four with 5	Allen-6	2,649

ACC Championship (Greensboro, N.C. — Greensboro Coliseum)

March 6	2/2		vs. Miami ^{ACC-RSN}	W	77-61	W15	29-2		Loyd-16	Turner-10	Allen-4	4,019
March 7	2/2	16/16	vs. Duke ^{ESPN}	W	55-49	W16	30-2		Loyd-21	Turner-11	Allen-4	7,108
March 8	2/2	7/6	vs. Florida State ^{ESPN}	W	71-58	W17	31-2		Loyd-18	two with 8	Mabrey-6	6,874

NCAA Oklahoma City Region — First & Second Rounds (Notre Dame, Ind. — Purcell Pavilion)

March 20	2/2		MONTANA ^{ESPN2}	W	77-43	W18	32-2		Loyd-18	Westfeld-10	Allen-7	6,198
March 22	2/2		DePAUL ^{ESPN}	W	79-67	W19	33-2		Mabrey-19	Turner-11	Allen-7	5,658

NCAA Oklahoma City Regional (Oklahoma City, Okla. — Chesapeake Energy Arena)

March 27	2/2	14/17	vs. Stanford ^{ESPN}	W	81-60	W20	34-2		Allen-28	Turner-7	Allen-4	3,878
March 29	2/2	5/6	vs. Baylor ^{ESPN}	W	77-68	W21	35-2		Allen-23	Turner-10	Allen-7	3,329

NCAA Women's Final Four (Tampa, Fla. — Amalie Arena)

April 5	2/2	5/6	vs. South Carolina ^{ESPN}	W	66-65	W22	36-2		Loyd-22	Turner-8	Mabrey-5	19,730
April 7	2/2	1/1	vs. Connecticut ^{ESPN}	L	53-63	L1	36-3		Turner-14	Reimer-11	Allen-7	19,810

• = Atlantic Coast Conference (ACC) game

NR = national ranking (listed as Associated Press/WBCA-USA Today)

(s) = indicates sellout crowd

(1) = ACC/Big Ten Challenge (Fort Wayne, Ind. — Allen County War Memorial Coliseum)

(2) = Jimmy V Women's Classic (Notre Dame, Ind. — Purcell Pavilion)

ESPN2-BM = Games televised live as part of ESPN2's Big Monday package

ACC-RSN = Game televised live on ACC/Regional Sports Networks

BTN = Game televised live on Big Ten Network

PAC-12 = Game televised live on Pac-12 Networks

WatchND = Games streamed live and free of charge on official Notre Dame athletics multimedia platform. WatchND (watchnd.tv)

Home games listed in ALL CAPS and played inside Purcell Pavilion at the Joyce Center (capacity 9,149) unless noted

2014-15 ATTENDANCE

	Totals	Avg.	High
All Games	271,276	6,956	19,810 (April 7 vs. Connecticut)
Home	170,882	8,544	9,189 (Dec. 3 vs. Maryland)
Away	33,339	3,031	8,644 (Nov. 19 at Michigan State)
Neutral	67,055	8,382	19,810 (April 7 vs. Connecticut)



2014-15 Notre Dame Women's Basketball Statistics All Games

Record: 36-3 (Home: 19-1, Away: 10-1, Neutral: 7-1)

Table with 18 columns: Player, GP-GS, Min.-Avg., FG-A, Pct., 3FG-A, Pct., FT-A, Pct., OR, DR, Tot., Avg., PF-DQ, A, T, B, S, Pts., Avg. Rows include players like Jewell Loyd, Brianna Turner, Lindsay Allen, etc., and summary rows for Notre Dame and Opponents.

THIS IS NOTRE DAME 2015-16 SEASON PREVIEW THE FIGHTING IRISH

2014-15 Notre Dame Women's Basketball Statistics Atlantic Coast Conference Games

Record: 15-1 (Home: 8-0, Away: 7-1)

Table with 18 columns: Player, GP-GS, Min.-Avg., FG-A, Pct., 3FG-A, Pct., FT-A, Pct., OR, DR, Tot., Avg., PF-DQ, A, T, B, S, Pts., Avg. Rows include players like Jewell Loyd, Brianna Turner, Taya Reimer, etc., and summary rows for Notre Dame and Opponents.

COACHES AND STAFF OPPONENTS

2014-15 Notre Dame Women's Basketball Statistics NCAA Championship Games

Record: 5-1 (Home: 2-0, Away: 0-0, Neutral: 3-1)

Table with 18 columns: Player, GP-GS, Min.-Avg., FG-A, Pct., 3FG-A, Pct., FT-A, Pct., OR, DR, Tot., Avg., PF-DQ, A, T, B, S, Pts., Avg. Rows include players like Jewell Loyd, Brianna Turner, Lindsay Allen, etc., and summary rows for Notre Dame and Opponents.

2014-15 SEASON IN REVIEW

RECORDS HISTORY

Team Superlatives

Notre Dame High	Notre Dame Low	Category	Opponent High	Opponent Low
112 vs. Quinnipiac (11/25/14)	53 vs. Connecticut (4/7/15)	Points/Game	93 by DePaul (12/10/14)	29 by Holy Cross (11/23/14)
61 (1st) vs. UMass Lowell (11/14/14)	20 (1st) at Miami (1/8/15)	Points/Half	47 (2nd) by DePaul (12/10/14)	13, twice (MR: 1st by Harvard, 11/24/14)
42 vs. Holy Cross (11/23/14)	21 vs. Connecticut (4/7/15)	Field-Goals Made	36 by DePaul (12/10/14)	11 by Holy Cross (11/23/14)
82 vs. Holy Cross (11/23/14)	44 vs. Saint Joseph's (12/21/14)	Field-Goal Attempts	75 by North Carolina (1/15/15)	49 by Clemson (1/24/15)
627 vs. Pittsburgh (2/26/15)	.314 vs. Connecticut (12/6/14)	FG Percentage	.527 by Miami (1/8/15)	.186 by Holy Cross (11/23/14)
9, three times (MR: vs. Duke, 2/16/15)	0 vs. Saint Joseph's (12/21/14)	3-Point FG Made	13 by Boston College (1/11/15)	0 by Duke (2/16/15)
23, twice (MR: vs. Duke, 2/16/15)	5, twice (MR: vs. South Carolina, 4/5/15)	3-Point FG Attempts	34 by DePaul (3/22/15)	7 by Louisville (2/23/15)
.750 at UCLA (12/28/14)	.000 vs. Saint Joseph's (12/21/14)	3-Point FG Percentage	.600 by Tennessee (1/19/15)	.000 by Duke (2/16/15)
32 vs. Quinnipiac (11/25/14)	5, twice (MR: vs. Michigan, 12/13/14)	Free-Throws Made	18 by Syracuse (1/4/15)	1 by Kansas (11/30/14)
40 vs. Quinnipiac (11/25/14)	5 vs. Chattanooga (11/21/14)	Free-Throw Attempts	29 by DePaul (12/10/14)	3 by Kansas (11/30/14)
1,000, three times (MR: vs. UConn, 4/7/15)	500, twice (MR: vs. Baylor, 3/29/15)	FT Percentage	909 by Florida State (1/2/15)	.333 by Kansas (11/30/14)
64 vs. Holy Cross (11/23/14)	27 vs. Saint Joseph's (12/21/14)	Rebounds	52 by Connecticut (12/6/14)	21 by Pittsburgh (2/26/15)
28 vs. Holy Cross (11/23/14)	8 at Michigan State (11/19/14)	Assists	22 by DePaul (12/10/14)	2 by Saint Joseph's (12/21/14)
18 vs. Holy Cross (11/23/14)	3 vs. Miami (3/6/15)	Steals	14 by DePaul (12/10/14)	1 by Michigan State (11/19/14)
10 at North Carolina (1/15/15)	1 vs. Georgia Tech (1/22/15)	Blocked Shots	10 by Miami (1/8/15)	0 by Michigan (12/13/14)
23 at UCLA (12/28/14)	6 at Michigan State (11/19/14)	Turnovers	30 by Wake Forest (2/1/15)	9 by Miami (3/6/15)
25, twice (MR: at Miami, 1/8/15)	6 vs. Saint Joseph's (12/21/14)	Fouls	30 by Quinnipiac (11/25/14)	6 by Chattanooga (11/21/14)

Individual Superlatives

	Notre Dame	Opponent
Points Scored	41 by Jewell Loyd at DePaul (12/10/14)	32, twice (MR: by Adrienne Motley of Miami, 1/8/15)
Field-Goals Made	13, twice (MR: by Jewell Loyd vs. Tennessee, 1/19/15)	13 by Adrienne Motley of Miami (1/8/15)
Field-Goal Attempts	28 by Jewell Loyd at DePaul (12/10/14)	24 by Kaela Davis of Georgia Tech (1/22/15)
Highest FG Percentage (min. 5 made)	1.000 (8-8) by Taya Reimer vs. Louisville (2/23/15)	.727 (8-11) by A'ja Wilson of South Carolina (4/5/15)
3-Point Field-Goals Made	6 by Michaela Mabrey at Boston College (2/8/15)	5 by Bonnie Samuelson of Stanford (3/27/15)
3-Point Field-Goal Attempts	11 by Michaela Mabrey vs. Quinnipiac (11/25/14)	10 by Brianna Butler of Syracuse (1/4/15)
3-Point FG Percentage (min. 2 made)	1.000 (4-4) by Michaela Mabrey vs. Baylor (3/29/15)	1.000 (2-2), five times (MR: by Megan Podkova of DePaul, 3/22/15)
Free-Throws Made	15 by Jewell Loyd at DePaul (12/10/14)	10, twice (MR: by Brianna Kiesel of Pittsburgh, 2/26/15)
Free-Throw Attempts	18 by Jewell Loyd at DePaul (12/10/14)	16 by Brittany Hrynko of DePaul (12/10/14)
Free-Throw Percentage (min. 3 made)	1.000 (9-9) by Jewell Loyd vs. Georgia Tech (1/22/15)	1.000 (10-10) by Allisha Gray of North Carolina (1/15/15)
Rebounds	18 by Brianna Turner at North Carolina (1/15/15)	18 by Kiah Stokes of Connecticut (12/6/14)
Assists	9, twice (MR: by Lindsay Allen vs. Louisville, 2/23/15)	10, twice (MR: by Niya Johnson of Baylor, 3/29/15)
Steals	6 by Madison Cable vs. Wake Forest (2/1/15)	5, twice (MR: by Alexis Peterson of Syracuse, 1/4/15)
Blocked Shots	7, three times (MR: by Brianna Turner vs. Louisville, 2/23/15)	9 by Jassany Williams of Miami (1/8/15)
Turnovers	7, twice (MR: by Taya Reimer vs. Michigan, 12/13/14)	8 by Martina Masetti of Boston College (2/8/15)
Minutes Played	42 by Jewell Loyd at DePaul (12/10/14)	45 by Chanise Jenkins of DePaul (12/10/14)

2014-15 Points-Rebounds-Assists



Opponent	Holloway	Turner	Reimer	Johnson	Allen	Nelson	Cable	Mabrey	Huffman	Loyd	Westfield	Wright	Thompson
UMASS LOWELL	0-2-1	29-9-0	10-9-4	0-3-2	4-2-5	DNP	10-3-1	9-4-4	8-3-0	20-5-5	9-3-2	5-2-2	1-2-1
at #15/17 Michigan State	DNP	17-7-0	2-3-0	0-0-0	14-9-5	DNP	2-1-0	3-1-1	0-4-0	28-11-2	3-2-0	2-2-0	DNP
CHATTANOOGA	0-0-0	12-5-1	10-7-3	17-3-2	11-2-6	DNP	2-3-0	2-6-6	8-3-3	20-1-3	2-7-1	2-1-0	2-1-0
(1) HOLY CROSS	2-1-2	19-7-1	8-10-3	7-6-3	5-0-1	DNP	4-8-1	11-5-7	4-7-2	17-6-5	15-2-3	8-4-0	4-0-0
(1) HARVARD	2-2-1	3-8-2	14-4-1	9-0-2	7-7-3	DNP	12-4-2	11-3-4	12-4-1	11-5-1	8-8-2	7-3-2	1-0-0
(1) QUINNIPIAC	5-1-0	20-4-1	12-8-2	9-3-7	7-6-6	DNP	5-5-0	12-1-2	6-3-2	23-5-2	10-12-3	2-1-0	1-0-0
(1) vs. Kansas	2-0-0	7-3-1	6-5-4	6-1-0	11-2-4	DNP	3-1-1	17-1-4	2-3-1	23-1-2	6-7-4	4-4-0	2-0-0
(2) #15/10 MARYLAND	0-0-0	0-0-1	21-2-1	1-0-1	10-6-2	DNP	2-2-0	11-0-3	2-0-0	27-8-6	9-5-4	9-8-1	0-1-0
(3) #3/3 CONNECTICUT	DNP	DNP	8-6-1	0-0-0	11-2-3	DNP	0-3-1	0-1-2	2-4-0	31-1-2	5-5-1	1-7-2	DNP
at #25/25 DePaul	DNP	DNP	15-11-1	0-2-1	9-5-6	DNP	20-11-2	9-5-3	0-0-0	41-12-3	0-4-1	0-0-0	DNP
MICHIGAN	0-0-0	DNP	6-5-1	0-0-0	17-3-4	DNP	9-4-2	3-3-6	6-3-0	14-5-1	13-8-2	2-4-0	DNP
SAINT JOSEPH'S (PA.)	DNP	19-4-0	10-6-3	5-1-1	10-8-2	DNP	0-0-0	2-1-1	0-0-0	16-5-3	2-0-0	DNP	DNP
at UCLA	0-0-0	14-16-0	8-5-3	0-0-0	22-2-4	DNP	9-5-2	11-1-0	0-0-2	12-7-7	6-2-0	0-2-0	DNP
• FLORIDA STATE	DNP	14-5-0	9-6-0	0-0-0	18-2-8	DNP	4-5-0	3-0-0	DNP	20-6-0	6-2-1	0-1-0	DNP
• at #21/22 Syracuse	DNP	20-13-0	10-4-0	0-1-1	5-0-6	DNP	0-5-2	12-4-1	6-6-2	25-4-6	7-4-3	DNP	DNP
• at Miami	DNP	17-10-0	DNP	2-1-0	8-2-6	DNP	4-5-0	0-0-0	0-0-0	27-7-1	5-8-4	0-1-0	DNP
• BOSTON COLLEGE	2-1-2	21-6-2	DNP	13-3-3	2-4-5	DNP	14-4-1	11-2-3	7-1-3	11-3-4	15-4-2	8-6-2	0-0-0
• at #12/10 North Carolina	DNP	29-18-0	4-7-2	0-1-0	24-4-9	DNP	7-6-0	9-2-1	0-0-1	8-3-6	8-0-2	0-1-0	DNP
#5/6 TENNESSEE	DNP	13-3-0	9-10-1	DNP	15-5-6	DNP	6-5-3	6-1-2	0-0-0	34-5-4	5-2-2	DNP	DNP
• GEORGIA TECH	DNP	14-4-1	19-9-4	0-0-0	6-2-6	DNP	5-3-2	8-2-4	0-2-0	29-5-7	8-4-3	DNP	DNP
• at Clemson	DNP	15-10-0	10-8-1	2-0-0	3-2-7	DNP	3-3-1	3-2-6	4-1-3	17-8-0	11-6-0	5-1-0	1-2-1
• at Virginia Tech	DNP	7-8-0	9-10-2	6-1-0	8-3-5	DNP	3-1-2	6-1-1	0-1-2	16-4-1	17-3-1	2-0-0	0-1-0
• WAKE FOREST	DNP	10-7-0	7-5-1	3-2-0	18-2-8	DNP	12-3-0	3-3-4	0-2-0	20-4-3	10-3-2	8-5-1	1-0-0
• VIRGINIA	DNP	26-13-0	9-2-3	0-2-1	12-6-4	DNP	2-5-1	5-1-1	1-2-1	14-3-4	6-4-2	0-1-0	0-0-0
• at Boston College	DNP	5-6-2	11-6-2	DNP	9-0-2	DNP	11-8-2	20-0-5	4-1-2	13-4-4	12-3-1	2-1-1	2-1-0
• #10/11 DUKE	0-0-0	11-5-2	6-4-1	DNP	5-3-5	DNP	9-6-1	3-2-0	0-0-0	21-6-5	8-7-2	0-0-0	0-0-0
• at Georgia Tech	DNP	8-10-1	8-7-1	DNP	6-0-6	DNP	9-11-1	7-2-2	0-0-0	31-5-2	2-5-1	0-0-0	DNP
• #8/7 LOUISVILLE	DNP	11-9-1	16-2-2	DNP	9-4-9	DNP	7-2-0	3-1-3	0-1-0	20-7-1	2-2-2	DNP	DNP
• PITTSBURGH	0-3-3	15-9-0	10-6-3	3-0-0	13-1-8	DNP	8-3-1	4-2-1	2-2-0	16-3-5	2-1-0	14-5-2	0-0-0
• at N.C. State	0-0-0	8-5-1	10-5-2	0-0-0	8-5-6	DNP	12-2-2	4-4-1	2-0-1	16-5-1	7-4-2	0-0-0	DNP
(4) vs. Miami	0-0-1	13-10-0	13-5-1	DNP	9-2-4	DNP	13-7-1	3-1-1	0-1-0	16-8-2	10-4-2	0-0-0	DNP
(4) vs. #16/16 Duke	DNP	8-11-0	6-3-1	DNP	5-3-4	DNP	2-3-1	9-0-0	DNP	21-8-3	4-9-3	DNP	DNP
(4) vs. #7/6 Florida State	0-0-0	10-8-2	16-8-3	0-1-0	6-3-5	DNP	13-4-0	2-1-6	0-1-1	18-7-1	6-3-1	0-0-0	0-0-0
(5) MONTANA	2-0-0	12-4-0	9-2-3	2-1-1	9-5-7	DNP	4-1-0	9-4-1	0-1-3	18-3-4	8-10-1	4-5-0	0-0-0
(5) DePAUL	0-0-0	14-11-2	14-10-1	DNP	11-5-7	DNP	3-4-2	19-3-1	0-1-1	10-5-3	8-7-2	0-0-0	DNP
(6) vs. #14/17 Stanford	0-0-0	12-7-2	10-3-0	2-0-0	28-5-4	DNP	0-3-0	2-2-0	4-5-3	21-6-1	2-5-1	0-0-0	DNP
(6) vs. #5/6 Baylor	DNP	12-10-2	9-8-2	DNP	23-5-7	DNP	6-6-0	14-0-0	0-1-1	13-7-4	0-0-0	DNP	DNP
(7) vs. #3/4 South Carolina	DNP	17-8-0	16-6-4	DNP	0-4-3	DNP	2-2-0	5-1-5	0-2-0	22-5-3	4-6-1	DNP	DNP
(7) vs. #1/1 Connecticut	DNP	14-10-0	6-11-2	DNP	8-7-7	DNP	4-3-0	9-1-0	0-0-1	12-5-1	0-0-0	DNP	DNP

Games started in **boldface** // home games in ALL CAPS // DNP = did not play

• = ACC game // 1 = Naismith Hall of Fame Challenge (Kansas game at Uncasville, Conn.) // 2 = ACC/Big Ten Challenge (Fort Wayne, Ind.) // 3 = Jimmy V Classic (Notre Dame, Ind.) // 4 = ACC Championship (Greensboro, N.C.) // 5 = NCAA Championship - First/Second Rounds (Notre Dame, Ind.) // 6 = NCAA Championship - Oklahoma City Regional (Oklahoma City, Okla.) // 7 = NCAA Women's Final Four (Tampa, Fla.)



2014-15 Miscellaneous Statistics

LEADING SCORER

Jewell Loyd	24 (43)
Brianna Turner	7
Lindsay Allen	4 (4)
Michaela Mabrey	2 (4)
Taya Reimer	1 (1)
Kathryn Westbeld	1
Madison Cable	0 (1)

LEADING REBOUNDER

Brianna Turner	20
Taya Reimer	10 (15)
Kathryn Westbeld	8
Jewell Loyd	4 (18)
Markisha Wright	3 (10)
Lindsay Allen	2 (2)
Madison Cable	2 (7)

LEADER IN ASSISTS

Lindsay Allen	28 (48)
Jewell Loyd	8 (14)
Michaela Mabrey	8 (13)
Taya Reimer	2 (5)
Mychal Johnson	1
Kathryn Westbeld	1
Hannah Huffman	0 (1)
Markisha Wright	0 (1)

GAMES STARTED

Lindsay Allen	39 (77)
Jewell Loyd	39 (111)
Michaela Mabrey	38 (39)
Taya Reimer	35 (41)
Brianna Turner	35
Madison Cable	6 (9)
Markisha Wright	2 (3)
Whitney Holloway	1 (1)

CHARGES TAKEN

Opponents	26
Notre Dame	52

Madison Cable	20 (37)
Lindsay Allen	13 (19)
Markisha Wright	8 (23)
Mychal Johnson	6
Jewell Loyd	2 (21)
Hannah Huffman	1 (1)
Michaela Mabrey	1 (12)
Kathryn Westbeld	1
Taya Reimer	0 (1)

20-POINT SCORING GAMES

Opponents	18
Notre Dame	33

Jewell Loyd	20 (35)
Brianna Turner	6
Lindsay Allen	4 (4)
Madison Cable	1 (2)
Michaela Mabrey	1 (1)
Taya Reimer	1 (1)

30-POINT SCORING GAMES

Opponents	2
Notre Dame	4

Jewell Loyd	4 (7)
-------------	-------

TECHNICAL/FLAGRANT FOULS

Opponents	3
Notre Dame	0

Madison Cable	0 (1)
---------------	-------

FOUR-POINT PLAYS

Opponents	1
Notre Dame	1

Madison Cable	1 (1)
---------------	-------

THREE-POINT PLAYS

Opponents	39
Notre Dame	68

Jewell Loyd	25 (47)
Brianna Turner	17
Lindsay Allen	9 (17)
Kathryn Westbeld	8
Taya Reimer	5 (11)
Madison Cable	2 (4)
Hannah Huffman	1 (1)
Mychal Johnson	1
Michaela Mabrey	0 (3)
Kristina Nelson	0 (1)
Markisha Wright	0 (5)

ND'S FIRST SUBSTITUTION

Kathryn Westbeld	30
Madison Cable	16
Markisha Wright	4
Mychal Johnson	2
Taya Reimer	1
Brianna Turner	1

BENCH POINTS

Opponents	536 (13.7 ppg.)
Notre Dame	740 (19.0 ppg.)

SHOT CLOCK

Violations Forced	
Opponents	11
Notre Dame	35

JUMP BALLS CONTROLLED

Opponents	10
Notre Dame	29

Brianna Turner	27/35 (.771)
Taya Reimer	2/3 (.667)
Markisha Wright	0/1 (.000)

FIRST SCORE

Opponents	15
Notre Dame	24

Jewell Loyd	10
Taya Reimer	6
Lindsay Allen	3
Michaela Mabrey	2
Brianna Turner	2
Madison Cable	1

RUNS OF 10-0 OR BETTER

Opponents	4
Notre Dame	46

LARGEST HALFTIME LEAD

46 (59-13 vs. Harvard, 11/24/14)

LARGEST HALFTIME DEFICIT

20 (40-20 at Miami, 1/8/15)

LARGEST LEAD

76 (101-25, 1:47 - 2nd vs. Holy Cross, 11/23/14)

LARGEST DEFICIT

22 (45-23, 17:00 - 2nd at Miami, 1/8/15)

LARGEST DEFICIT OVERCOME IN A WIN

12 (20-8, 7:41 - 1st vs. Florida State, 1/2/15)

LARGEST LEAD GIVEN UP IN A LOSS

10 (28-18, 10:13 - 1st vs. Connecticut, 12/6/14)

LARGEST WIN

75 (104-29 vs. Holy Cross, 11/23/14)

LARGEST DEFEAT

18 (76-58 vs. Connecticut, 12/6/14)

MOST CONSECUTIVE PTS

25 (0:57 - 1st to 14:40 - 2nd vs. Holy Cross (11/23/14))

MOST CONSECUTIVE PTS BY OPPONENT

16 (9:59 to 4:15 - 1st) by Connecticut (12/6/14)

LONGEST WINNING STREAK

22 (1/11-4/5)

LONGEST LOSING STREAK

1, three times (MR: 4/7)

NOTE: totals may not add up to games played due to ties... figures in parentheses by player totals are career totals

Double-Figure Points

	2014-15	Career
Jewell Loyd	38	99
Brianna Turner	28	28
Taya Reimer	19	29
Lindsay Allen	17	25
Michaela Mabrey	11	31
Madison Cable	9	18
Kathryn Westbeld	9	9
Mychal Johnson	2	2
Hannah Huffman	1	1
Markisha Wright	1	9
Whitney Holloway	0	1

Double-Figure Rebounds

	2014-15	Career
Brianna Turner	12	12
Taya Reimer	6	10
Madison Cable	2	3
Jewell Loyd	2	9
Kathryn Westbeld	2	2
Markisha Wright	0	3

5-5-5 Games (aka "Stat Sheet Stuffers")

	2014-15	Career
Lindsay Allen	9	10
Jewell Loyd	5	10
Brianna Turner	5	5
Michaela Mabrey	1	1
Madison Cable	0	1
Taya Reimer	0	1

NOTE: At least 5 in three of five statistical categories (points, rebounds, assists, steals or blocks)

Double-Doubles

	2014-15	Career
Brianna Turner	10	10
14 pts., 16 rebs. at UCLA, 12/28		
20 pts., 13 rebs. at #21/22 Syracuse, 1/4		
17 pts., 10 rebs. at Miami, 1/8		
29 pts., 18 rebs. at #12/10 North Carolina, 1/15		
15 pts., 10 rebs. at Clemson, 1/24		
26 pts., 13 rebs. vs. Virginia, 2/5		
13 pts., 10 rebs. vs. Miami, 3/6		
14 pts., 11 rebs. vs. DePaul, 3/22		
12 pts., 10 rebs. vs. #5/6 Baylor, 3/29		
14 pts., 10 rebs. vs. #1/1 Connecticut, 4/7		

Jewell Loyd **2** **8**
28 pts., 11 rebs. at #15/17 Michigan State, 11/19
41 pts., 12 rebs. at #25/25 DePaul, 12/10

Taya Reimer **2** **5**
15 pts., 11 rebs. at #25/25 DePaul, 12/10
14 pts., 10 rebs. vs. DePaul, 3/22

Madison Cable **1** **1**
20 pts., 11 rebs. at #25/25 DePaul, 12/10

Kathryn Westbeld **1** **1**
10 pts., 12 rebs. vs. Quinnipiac, 11/25

Markisha Wright **0** **2**

Clutch Free-Throws (final 5 minutes + OT)

	FT-FTA	Pct.
Jewell Loyd	37-43	.860
Madison Cable	14-17	.824
Lindsay Allen	16-21	.762
Hannah Huffman	3-4	.750
Kathryn Westbeld	8-11	.727
Mychal Johnson	10-15	.667
Whitney Holloway	4-6	.667
Diamond Thompson	8-13	.615
Brianna Turner	11-19	.579
Taya Reimer	4-7	.571
Markisha Wright	7-13	.538
'14-15 Team Totals	122-170	.718

THIS IS NOTRE DAME

2015-16 SEASON PREVIEW

THE FIGHTING IRISH

COACHES AND STAFF

OPPONENTS

2014-15 SEASON IN REVIEW

RECORDS

HISTORY

GAME 1
#3 NOTRE DAME 105
UMASS LOWELL 51
 November 14, 2014
 Purcell Pavilion (Notre Dame, Ind.)

UMass Lowell (51)										
PLAYER	MIN	FG-A	3FG-A	FT-A	REB	AST	PFT	P	T	P
Riddick	16	0-2	0-2	0-1	0	1	1	0	1	0
Doucette	21	2-4	0-0	0-0	3	0	3	4	3	4
Samuels	31	5-13	0-0	6-7	5	4	4	16	4	16
McRoy	26	4-17	2-7	1-2	2	0	3	11	2	0
Frase	28	2-5	1-4	0-0	3	1	1	5	1	5
Rudolph	17	1-7	1-5	0-0	3	1	1	3	1	3
Walton	14	0-2	0-1	0-0	1	2	1	0	2	1
Mitchell-Owens	20	1-3	1-3	0-0	0	1	3	3	0	3
Dunphy	3	1-2	1-2	2-2	0	0	0	5	0	0
Parra	19	0-1	0-0	0-0	1	0	3	0	1	0
Hayner	5	1-3	0-2	2-2	0	0	1	4	0	1
Team								5		
Totals	200	17-59	6-26	11-14	23	10	21	51		

Notre Dame (105)										
PLAYER	MIN	FG-A	3FG-A	FT-A	REB	AST	PFT	P	T	P
Turner	19	13-18	0-0	3-5	9	0	2	29	9	0
Reimer	20	5-10	0-0	0-0	9	4	1	10	4	1
Allen	19	2-3	0-0	0-0	2	5	2	4	2	4
Mabrey	19	3-5	3-4	0-0	4	4	1	9	4	1
Loyd	19	5-6	0-0	10-11	5	5	1	20	5	1
Holloway	13	0-2	0-0	0-0	2	1	1	0	1	0
Johnson	22	0-4	0-2	0-0	3	2	3	0	2	3
Cable	17	4-8	2-2	0-0	3	1	0	10	3	1
Huffman	12	4-6	0-1	0-0	3	0	2	8	3	0
Westbeld	20	3-6	1-1	2-2	3	2	3	9	2	3
Wright	14	2-3	0-0	1-2	2	2	1	5	2	1
Thompson	6	0-1	0-0	1-2	2	1	1	1	1	1
Team								7		
Totals	200	41-72	6-10	17-22	54	27	18	105		

UMass Lowell 24 27 — 51
 Notre Dame 61 44 — 105

FG Pct: UMass Lowell 28.8, Notre Dame 56.9. **3-PT FG Pct:** UMass Lowell 23.1, Notre Dame 60.0. **FT Pct:** UMass Lowell 78.6, Notre Dame 77.3. **Turnovers:** UMass Lowell 24, Notre Dame 18. **Blocked Shots:** UMass Lowell 3 (Parra 2), Notre Dame 9 (Turner 3). **Steals:** UMass Lowell 8 (Doucette 2), Notre Dame 15 (Allen, Mabrey 4). **Attendance:** 8,659.

GAME 2
#3/2 NOTRE DAME 71
#15/17 MICHIGAN STATE 63
 November 19, 2014
 Breslin Center (East Lansing, Mich.)

Notre Dame (71)										
PLAYER	MIN	FG-A	3FG-A	FT-A	REB	AST	PFT	P	T	P
Turner	23	5-10	0-0	7-8	7	0	4	17	7	0
Reimer	15	1-3	0-0	0-2	3	0	4	2	0	4
Allen	38	6-14	1-3	1-2	9	5	2	14	5	2
Mabrey	26	1-7	1-6	0-0	1	1	1	3	1	3
Loyd	34	10-25	0-3	8-10	11	2	2	28	11	2
Johnson	2	0-0	0-0	0-0	0	0	0	0	0	0
Cable	23	1-6	0-1	0-0	1	0	2	2	0	2
Huffman	11	0-0	0-0	0-1	4	0	2	0	0	2
Westbeld	17	1-2	0-0	1-2	2	0	4	3	0	4
Wright	11	1-2	0-0	0-0	2	0	1	2	0	1
Team								2		
Totals	200	26-69	2-13	17-25	42	8	22	71		

Michigan State (63)										
PLAYER	MIN	FG-A	3FG-A	FT-A	REB	AST	PFT	P	T	P
Lumpkin, J.	25	4-10	1-2	0-2	3	1	5	9	1	5
Mills	18	1-6	0-1	0-0	5	2	5	2	2	5
Jankoska	32	6-18	3-8	5-6	5	1	5	20	5	1
Morrissey	36	0-1	0-1	0-0	5	4	1	0	0	1
Powers	39	10-19	0-5	7-12	11	3	0	27	11	3
Miller	20	0-1	0-1	0-0	3	0	1	0	0	1
Hines	29	1-5	0-0	3-8	12	1	4	5	1	4
Gussert	0+	0-0	0-0	0-0	0	0	0	0	0	0
Johnson	1	0-0	0-0	0-0	0	0	2	0	0	2
Team								4		
Totals	200	22-60	4-18	15-28	48	12	23	63		

Notre Dame 29 42 — 71
 Michigan State 30 33 — 63

FG Pct: Notre Dame 37.7, Michigan State 36.7. **3-PT FG Pct:** Notre Dame 15.4, Michigan State 22.2. **FT Pct:** Notre Dame 68.0, Michigan State 53.6. **Turnovers:** Notre Dame 6, Michigan State 16. **Blocked Shots:** Notre Dame 5 (Turner 4), Michigan State 3 (Mills 2). **Steals:** Notre Dame 7 (Huffman 3), Michigan State 1. **Attendance:** 8,644.

GAME 3
#3/2 NOTRE DAME 88
CHATTANOOGA 53
 November 21, 2014
 Purcell Pavilion (Notre Dame, Ind.)

Chattanooga (53)										
PLAYER	MIN	FG-A	3FG-A	FT-A	REB	AST	PFT	P	T	P
Joyner	26	1-3	0-0	4-6	11	1	2	6	11	1
Towns	27	1-4	0-1	0-0	2	1	1	2	2	1
Gilbert, K.	37	4-11	1-3	0-1	1	0	0	9	4	0
Shumpert	36	4-13	3-9	1-2	1	2	1	12	2	1
Gilbert, A.	25	1-2	0-0	2-2	4	2	0	4	2	0
Payne	11	1-3	0-1	0-1	0	1	1	2	0	1
Noblit	9	2-4	2-4	0-0	1	1	0	6	1	0
Vanlandingham	2	0-0	0-0	0-0	0	0	0	0	0	0
Johnson	20	4-11	2-6	0-2	1	0	0	10	4	1
Bramblett	4	1-3	0-1	0-0	1	0	0	2	1	0
Chilton	3	0-0	0-0	0-0	0	0	0	0	0	0
Team								3		
Totals	200	19-54	8-25	7-14	25	8	6	53		

Notre Dame (88)										
PLAYER	MIN	FG-A	3FG-A	FT-A	REB	AST	PFT	P	T	P
Turner	21	6-7	0-0	0-0	5	1	1	12	6	1
Reimer	22	5-9	0-0	0-0	7	3	1	10	3	1
Allen	20	5-5	0-0	1-1	2	6	1	11	6	1
Mabrey	28	1-3	0-1	0-0	6	6	1	2	6	1
Loyd	20	7-9	2-3	4-4	1	3	0	20	3	0
Holloway	9	0-1	0-1	0-0	0	0	0	0	0	0
Johnson	22	6-9	5-6	0-0	3	2	4	17	3	2
Cable	11	1-4	0-1	0-0	3	0	1	2	0	1
Huffman	20	4-6	0-0	0-0	3	3	2	8	3	2
Westbeld	16	1-5	0-0	0-0	7	1	1	2	1	1
Wright	8	1-4	0-0	0-0	1	0	0	2	0	0
Thompson	3	1-1	0-0	0-0	1	0	1	2	0	1
Team								1		
Totals	200	38-63	7-12	5-5	40	25	13	88		

Chattanooga 21 32 — 53
 Notre Dame 46 42 — 88

FG Pct: Chattanooga 35.2, Notre Dame 60.3. **3-PT FG Pct:** Chattanooga 32.0, Notre Dame 58.3. **FT Pct:** Chattanooga 50.0, Notre Dame 100.0. **Turnovers:** Chattanooga 18, Notre Dame 14. **Blocked Shots:** Chattanooga 8 (Joyner 8), Notre Dame 4. **Steals:** Chattanooga 8 (Shumpert 4), Notre Dame 9 (Allen 3). **Attendance:** 8,645.



GAME 4 **#3/2 NOTRE DAME 104**
HOLY CROSS 29
Naismith Hall of Fame Challenge
 November 23, 2014
 Purcell Pavilion (Notre Dame, Ind.)

Holy Cross (29)							
PLAYER	MIN	FG-A	3FG-A	FT-A	REB	AST	PFT
Sullivan	16	2-5	0-3	0-0	2	0	4 4
Scott	26	3-11	0-1	0-0	4	0	4 6
Doherty	25	0-5	0-3	0-0	2	0	0 0
Mifsud	19	1-10	1-3	0-0	2	1	3 3
Gillespie	27	2-7	2-4	0-0	2	2	0 6
Thomas-Waheed	14	2-6	0-1	0-0	2	2	4 4
Byrne	19	0-2	0-0	0-0	3	4	0 0
Druck	12	0-2	0-2	0-0	0	0	0 0
Dynis	10	0-2	0-1	0-0	1	0	1 0
Hasenauer	17	0-2	0-0	0-0	2	0	2 0
Parker	15	1-7	0-0	4-8	9	0	2 6
Team					5		
Totals	200	11-59	3-18	4-8	32	9	20 29

Notre Dame (104)							
PLAYER	MIN	FG-A	3FG-A	FT-A	REB	AST	PFT
Turner	17	8-13	0-0	3-6	7	1	2 19
Reimer	21	4-12	0-0	0-2	10	3	0 8
Allen	13	2-3	1-1	0-0	1	3	5
Mabrey	19	4-10	3-7	0-0	5	7	0 11
Loyd	22	8-13	1-2	0-0	6	5	0 17
Holloway	8	1-1	0-0	0-1	1	2	1 2
Johnson	21	1-7	1-2	4-6	6	3	2 7
Cable	16	2-4	0-2	0-0	8	1	1 4
Huffman	21	1-4	0-0	2-2	7	2	1 4
Westbeld	19	6-10	2-2	1-1	2	3	2 15
Wright	16	4-4	0-0	0-0	4	0	0 8
Thompson	7	1-1	0-0	2-3	0	0	1 4
Team					8		
Totals	200	42-82	8-16	12-21	64	28	13104

Holy Cross	16	13	—	29
Notre Dame	46	58	—	104

FG Pct: Holy Cross 18.6, Notre Dame 51.2. **3-PT FG Pct:** Holy Cross 16.7, Notre Dame 50.0. **FT Pct:** Holy Cross 50.0, Notre Dame 57.1. **Turnovers:** Holy Cross 23, Notre Dame 9. **Blocked Shots:** Holy Cross 1, Notre Dame 8 (Reimer 4). **Steals:** Holy Cross 4, Notre Dame 18 (Turner, Loyd, Wright 3). **Attendance:** 8,684.

GAME 5 **#2 NOTRE DAME 97**
HARVARD 43
Naismith Hall of Fame Challenge
 November 24, 2014
 Purcell Pavilion (Notre Dame, Ind.)

Harvard (43)							
PLAYER	MIN	FG-A	3FG-A	FT-A	REB	AST	PFT
Fagbenle	22	2-7	0-0	1-1	4	0	4 5
Healy	20	3-9	1-2	0-0	4	2	4 7
McDonnell	30	4-8	2-3	0-0	6	0	2 10
Curtis	27	2-8	1-6	1-2	3	3	4 6
Dinkins	15	0-1	0-1	0-0	0	0	1 0
Tummala	14	3-8	1-5	1-1	1	0	3 8
Nunley	15	0-4	0-0	0-0	3	0	1 0
Porter	6	0-2	0-0	0-0	0	0	1 0
Metoyer	25	2-10	1-7	0-0	2	1	5
Tessier-Kay	6	0-0	0-0	0-0	1	0	1 0
Lachenauer	20	1-2	0-0	0-0	5	0	2 2
Team					2		
Totals	200	17-59	6-24	3-4	29	7	24 43

Notre Dame (97)							
PLAYER	MIN	FG-A	3FG-A	FT-A	REB	AST	PFT
Turner	16	0-2	0-0	3-4	8	2	2 3
Reimer	18	6-10	0-0	2-2	4	1	0 14
Allen	24	3-5	0-2	1-2	7	3	1 7
Mabrey	22	4-6	1-3	2-2	3	4	1 11
Loyd	20	2-14	0-0	7-8	5	1	1 11
Holloway	6	1-1	0-0	0-0	2	1	0 2
Johnson	15	3-5	0-2	3-4	0	2	0 9
Cable	16	5-8	2-3	0-0	4	2	2 12
Huffman	19	4-6	0-0	4-4	4	1	0 12
Westbeld	21	3-6	1-1	1-2	8	2	0 8
Wright	19	1-2	0-0	5-6	3	2	1 7
Thompson	4	0-0	0-0	1-2	0	0	0 1
Team					3		
Totals	200	32-65	4-13	29-36	51	21	8 97

Harvard	13	30	—	43
Notre Dame	59	38	—	97

FG Pct: Harvard 28.8, Notre Dame 49.2. **3-PT FG Pct:** Harvard 25.0, Notre Dame 30.8. **FT Pct:** Harvard 75.0, Notre Dame 80.6. **Turnovers:** Harvard 26, Notre Dame 11. **Blocked Shots:** Harvard 6 (Lachenauer 3), Notre Dame 2. **Steals:** Harvard 9 (Fagbenle, Healy, McDonnell 2), Notre Dame 17 (Mabrey, Cable, Huffman, Westbeld 3). **Attendance:** 8,566.

GAME 6 **#2/1 NOTRE DAME 112**
QUINNIPIAC 52
Naismith Hall of Fame Challenge
 November 25, 2014
 Purcell Pavilion (Notre Dame, Ind.)

Quinnipiac (52)							
PLAYER	MIN	FG-A	3FG-A	FT-A	REB	AST	PFT
Ostergaard	17	1-3	0-0	0-0	2	0	3 2
Guastella	24	6-11	3-8	2-2	3	0	2 17
Driscoll	24	4-6	0-0	2-6	4	1	2 10
Martin	22	3-11	0-4	4-4	2	0	3 10
Abshire	24	0-4	0-2	0-2	2	8	2 0
Earle	6	0-1	0-0	0-0	2	1	2 0
Webster	3	0-0	0-0	1-2	1	0	0 1
Martucci	15	2-7	0-2	0-0	2	1	0 4
Fabrizi	3	0-2	0-1	0-0	0	0	0 1
Napolitano	18	2-7	2-5	0-0	0	0	4 6
Shewan	8	1-2	0-0	0-0	1	0	1 2
Ramos	10	0-1	0-0	0-0	0	1	4 0
Fay	14	0-2	0-0	0-2	3	0	4 0
Johnson	5	0-0	0-0	0-0	1	0	1 0
Manz	7	0-1	0-1	0-0	1	0	1 0
Team					2		
Totals	200	19-58	5-23	9-18	26	12	30 52

Notre Dame (112)							
PLAYER	MIN	FG-A	3FG-A	FT-A	REB	AST	PFT
Turner	22	8-9	0-0	4-5	4	1	3 20
Reimer	18	4-4	0-0	4-5	8	2	1 12
Allen	22	3-6	0-1	1-2	6	6	0 7
Mabrey	19	4-13	4-11	0-0	1	2	1 12
Loyd	20	8-12	0-1	7-7	5	2	1 23
Holloway	5	1-1	1-1	2-2	1	0	0 5
Johnson	23	3-9	0-3	3-4	3	7	1 9
Cable	17	1-1	1-1	2-2	5	0	1 5
Huffman	25	3-5	0-1	0-0	3	2	4 6
Westbeld	16	2-5	0-0	6-9	12	3	4 10
Wright	10	0-2	0-0	2-2	1	0	0 2
Thompson	3	0-0	0-0	1-2	0	0	1 1
Team					3		
Totals	200	37-67	6-19	32-40	52	25	17112

Quinnipiac	30	22	—	52
Notre Dame	57	55	—	112

FG Pct: Quinnipiac 32.8, Notre Dame 55.2. **3-PT FG Pct:** Quinnipiac 21.7, Notre Dame 31.6. **FT Pct:** Quinnipiac 50.0, Notre Dame 80.0. **Turnovers:** Quinnipiac 25, Notre Dame 17. **Blocked Shots:** Quinnipiac 1, Notre Dame 5. **Steals:** Quinnipiac 7 (Guastella, Abshire 2), Notre Dame 14 (Johnson 4). **Attendance:** 8,429.

THIS IS NOTRE DAME

2015-16 SEASON PREVIEW

THE FIGHTING IRISH

COACHES AND STAFF

OPPONENTS

2014-15 SEASON IN REVIEW

RECORDS

HISTORY

GAME 7 #2/1 NOTRE DAME 89
KANSAS 47
Naismith Hall of Fame Challenge
 November 30, 2014
 Mohegan Sun Arena (Uncasville, Conn.)

GAME 8 #2/1 NOTRE DAME 92
#15/10 MARYLAND 72
ACC/Big Ten Challenge
 December 3, 2014
 Allen County War Memorial Coliseum
 (Fort Wayne, Ind.)

GAME 9 #3 CONNECTICUT 76
#2/1 NOTRE DAME 58
Jimmy V Classic
 December 6, 2014
 Purcell Pavilion (Notre Dame, Ind.)

Kansas (47)

PLAYER	MIN	FG-A	3FG-A	FT-A	REB	AST	PFT
Brown	8	0-1	0-0	0-0	1	0	1
Gardner	29	7-14	0-1	1-1	6	0	1
Aldridge	24	1-5	0-2	0-0	3	3	2
Cheadle	27	1-6	0-0	0-0	2	2	3
Knight	29	5-8	3-4	0-0	1	6	1
Boyd	20	3-8	1-3	0-0	3	1	0
Williams	12	0-0	0-0	0-0	1	0	1
Enabulele	1	0-0	0-0	0-0	0	0	0
Bradley	25	2-9	0-2	0-2	1	1	4
Manning-Allen	25	2-4	0-0	0-0	4	0	1
Team					7		
Totals	200	21-55	4-12	1-3	29	13	14

Maryland (72)

PLAYER	MIN	FG-A	3FG-A	FT-A	REB	AST	PFT
Howard	26	4-6	0-0	0-1	3	1	5
Jones	24	1-5	0-0	2-2	5	0	4
Mincy	34	6-10	0-0	8-9	1	3	4
Brown	35	8-16	4-9	0-0	0	2	2
Walker-Kimbrough	20	0-6	0-2	2-2	3	1	1
Leslie	22	1-7	0-1	0-0	5	0	3
Moseley	3	0-0	0-0	0-0	1	0	1
Conroy	19	4-5	2-2	4-4	2	0	1
Pfirman	6	1-2	0-0	0-0	1	0	0
Harrison	11	0-4	0-0	0-0	4	0	2
Team					3		
Totals	200	25-61	6-14	16-18	28	7	23

Connecticut (76)

PLAYER	MIN	FG-A	3FG-A	FT-A	REB	AST	PFT
Tuck	35	12-19	1-4	0-1	9	3	3
Mosqueda-Lewis	36	5-9	2-5	0-0	6	2	2
Stewart	38	3-12	0-3	9-10	9	2	2
Jefferson	21	0-8	0-3	0-0	1	2	5
Nurse	29	5-7	1-2	1-6	3	2	3
Chong	9	0-0	0-0	2-2	1	2	0
Edwards	1	0-0	0-0	0-0	0	0	0
Williams	5	2-3	0-0	0-0	1	0	1
Lawlor	1	0-0	0-0	0-0	0	0	0
Pulido	1	0-0	0-0	0-0	0	0	0
Stokes	24	2-3	0-0	2-2	18	1	2
Team					4		
Totals	200	29-61	4-17	14-21	52	14	18

Notre Dame (89)

PLAYER	MIN	FG-A	3FG-A	FT-A	REB	AST	PFT
Turner	21	3-6	0-0	1-2	3	1	2
Reimer	20	2-4	0-0	2-2	5	4	2
Allen	23	4-6	1-1	2-2	2	4	1
Mabrey	26	5-7	5-7	2-2	1	4	1
Loyd	23	8-11	1-1	6-7	1	2	0
Holloway	4	1-1	0-0	0-0	0	0	2
Johnson	21	2-7	0-1	2-2	1	0	1
Cable	9	1-4	1-2	0-0	1	1	0
Huffman	14	1-4	0-0	0-0	3	1	2
Westbeld	19	2-4	0-1	2-2	7	4	1
Wright	15	1-1	0-0	2-2	4	0	0
Thompson	5	1-1	0-0	0-0	0	0	2
Team					5		
Totals	200	31-56	8-13	19-21	33	21	9

Notre Dame (92)

PLAYER	MIN	FG-A	3FG-A	FT-A	REB	AST	PFT
Turner	4	0-0	0-0	0-0	0	1	0
Reimer	23	7-9	0-0	7-9	2	1	2
Allen	27	3-4	0-0	4-4	6	2	3
Mabrey	27	3-9	3-9	2-2	0	3	1
Loyd	29	8-15	3-6	8-9	8	6	1
Holloway	3	0-0	0-0	0-0	0	0	0
Johnson	11	0-1	0-1	1-2	0	1	3
Cable	13	1-1	0-0	0-0	2	0	2
Huffman	13	1-1	0-0	0-0	0	0	1
Westbeld	22	3-5	0-0	3-4	5	4	9
Wright	26	3-5	0-0	3-4	8	1	1
Thompson	2	0-0	0-0	0-0	1	0	1
Team					2		
Totals	200	29-50	6-16	28-34	34	19	17

Notre Dame (58)

PLAYER	MIN	FG-A	3FG-A	FT-A	REB	AST	PFT
Reimer	26	4-11	0-0	0-0	6	1	4
Wright	23	0-1	0-0	1-2	7	2	1
Allen	31	5-12	1-2	0-0	2	3	4
Mabrey	29	0-7	0-5	0-0	1	2	0
Loyd	38	10-27	3-8	8-9	1	2	2
Johnson	3	0-1	0-1	0-0	0	0	0
Cable	19	0-3	0-0	0-0	3	1	2
Huffman	11	1-2	0-0	0-0	4	0	1
Westbeld	20	2-6	1-2	0-0	5	1	4
Team					5		
Totals	200	22-70	5-18	9-11	34	12	18

Kansas	21	26	—	47
Notre Dame	42	47	—	89

Maryland	27	45	—	72
Notre Dame	47	45	—	92

FG Pct: Connecticut 47.5, Notre Dame 31.4. **3-PT FG Pct:** Connecticut 23.5, Notre Dame 27.8. **FT Pct:** Connecticut 66.7, Notre Dame 81.8. **Turnovers:** Connecticut 24, Notre Dame 18. **Blocked Shots:** Connecticut 6 (Stokes 4), Notre Dame 4. **Steals:** Connecticut 9 (Tuck, Mosqueda-Lewis, Stokes 2), Notre Dame 9 (Loyd 4). **Attendance:** 9,149 (sellout).

FG Pct: Kansas 38.2, Notre Dame 55.4. **3-PT FG Pct:** Kansas 33.3, Notre Dame 61.5. **FT Pct:** Kansas 33.3, Notre Dame 90.5. **Turnovers:** Kansas 23, Notre Dame 11. **Blocked Shots:** Kansas 4 (Manning-Allen 2), Notre Dame 4 (Turner 2). **Steals:** Kansas 5 (Gardner 3), Notre Dame 14 (Huffman 4). **Attendance:** 2,307.

FG Pct: Maryland 41.0, Notre Dame 58.0. **3-PT FG Pct:** Maryland 42.9, Notre Dame 37.5. **FT Pct:** Maryland 88.9, Notre Dame 82.4. **Turnovers:** Maryland 17, Notre Dame 17. **Blocked Shots:** Maryland 1, Notre Dame 3. **Steals:** Maryland 11 (Mincy 4), Notre Dame 9 (Cable, Huffman, Loyd 2). **Attendance:** 9,189.



GAME 10 #5/4 NOTRE DAME 94
#25 DEPAUL 93 (OT)
December 10, 2014
McGrath-Phillips Arena (Chicago, Ill.)

GAME 11 #5/4 NOTRE DAME 70
MICHIGAN 50
December 13, 2014
Purcell Pavilion (Notre Dame, Ind.)

GAME 12 #5/4 NOTRE DAME 64
SAINT JOSEPH'S (PA.) 50
December 21, 2014
Purcell Pavilion (Notre Dame, Ind.)

THIS IS NOTRE DAME

2015-16 SEASON PREVIEW

THE FIGHTING IRISH

COACHES AND STAFF

OPPONENTS

2014-15 SEASON IN REVIEW

RECORDS

HISTORY

Notre Dame (94)									
PLAYER	MIN	FG-A	3FG-A	FT-A	REB	AST	P	F	PT
Reimer	28	6-10	0-0	3-4	11	1	2	15	
Allen	31	3-6	0-0	3-4	5	6	5	9	
Cable	33	8-15	4-6	0-0	11	2	2	20	
Mabrey	41	3-13	3-8	0-0	5	3	4	9	
Loyd	42	12-28	2-7	15-18	12	3	3	41	
Johnson	22	0-2	0-2	0-0	2	1	3	0	
Huffman	11	0-0	0-0	0-0	0	0	1	0	
Westbeld	11	0-4	0-0	0-0	4	1	5	0	
Wright	6	0-0	0-0	0-0	0	0	0	0	
Team					8				
Totals	225	32-78	9-23	21-26	58	17	25	94	

Michigan (50)									
PLAYER	MIN	FG-A	3FG-A	FT-A	REB	AST	P	F	PT
Goree	33	8-12	0-0	1-2	11	1	3	17	
Ristovski	25	3-8	1-4	0-0	0	5	1	7	
Thompson	27	2-6	2-4	2-2	2	0	1	8	
Smith	26	2-6	0-0	5-6	3	3	3	9	
Elmblad	33	1-8	0-0	0-0	7	1	3	2	
Flaherty	28	1-11	0-6	1-1	1	0	0	3	
Dunston	15	1-1	0-0	0-0	1	0	3	2	
Stapleton	1	1-1	0-0	0-0	0	0	0	2	
Rakers	1	0-0	0-0	0-0	0	1	0	0	
Williams	1	0-0	0-0	0-0	1	0	0	0	
Backman	3	0-2	0-0	0-0	0	0	1	0	
Jackson	1	0-0	0-0	0-0	0	0	0	0	
Mitchell	6	0-0	0-0	0-0	1	0	1	0	
Team					3				
Totals	200	19-55	3-14	9-11	30	11	16	50	

Saint Joseph's (Pa.) (50)									
PLAYER	MIN	FG-A	3FG-A	FT-A	REB	AST	P	F	PT
Robinson	14	0-1	0-0	0-0	2	0	2	0	
Fairbanks	35	0-5	0-0	2-2	4	0	3	2	
Andrews	35	7-16	0-1	1-1	2	1	1	15	
Cloud	40	7-14	1-4	1-1	2	0	2	16	
Woods	15	2-3	0-0	0-0	5	1	1	4	
Fitzpatrick	34	4-11	3-6	2-2	1	0	2	13	
Franklyn	27	0-2	0-0	0-2	7	0	3	0	
Team					3				
Totals	200	20-52	4-11	6-8	26	2	14	50	

DePaul (93)									
PLAYER	MIN	FG-A	3FG-A	FT-A	REB	AST	P	F	PT
Podkova	35	8-13	3-4	1-2	8	0	3	20	
Hrynko	41	12-23	3-8	5-16	5	5	4	32	
Jenkins	45	5-10	1-4	1-2	4	10	4	12	
January	29	3-8	0-2	3-5	3	6	4	9	
Rogowski	43	7-18	2-9	0-2	6	1	3	16	
Schulte	9	0-0	0-0	0-0	1	0	0	0	
McGee	16	0-1	0-0	0-0	7	0	1	0	
Harvey-Carr	7	1-1	0-0	2-2	1	0	1	4	
Team					3				
Totals	225	36-74	9-27	12-29	38	22	20	93	
Notre Dame	40	42	12	—	94				
DePaul	35	47	11	—	93				

FG Pct: Notre Dame 41.0, DePaul 48.6. **3-PT FG Pct:** Notre Dame 39.1, DePaul 33.3. **FT Pct:** Notre Dame 80.8, DePaul 41.4. **Turnovers:** Notre Dame 22, DePaul 12. **Blocked Shots:** Notre Dame 2, DePaul 2 (Podkova 2). **Steals:** Notre Dame 7 (Cable, Mabrey 2), DePaul 14 (Hrynko 4). **Attendance:** 3,414.

Notre Dame (70)									
PLAYER	MIN	FG-A	3FG-A	FT-A	REB	AST	P	F	PT
Reimer	21	2-6	0-0	2-4	5	1	1	6	
Allen	34	7-8	1-2	2-2	3	4	2	17	
Cable	27	4-7	1-2	0-0	4	2	0	9	
Mabrey	26	1-7	1-3	0-0	3	6	1	3	
Loyd	30	7-14	0-2	0-1	5	1	1	14	
Holloway	3	0-0	0-0	0-0	0	0	0	0	
Johnson	7	0-2	0-0	0-0	0	0	1	0	
Huffman	12	3-3	0-0	0-0	3	0	2	6	
Westbeld	31	6-9	0-1	1-3	8	2	2	13	
Wright	9	1-4	0-0	0-0	4	0	1	2	
Team					3				
Totals	200	31-60	3-10	5-10	38	16	11	70	
Michigan	24	26	—	50					
Notre Dame	35	35	—	70					

FG Pct: Michigan 34.5, Notre Dame 51.7. **3-PT FG Pct:** Michigan 21.4, Notre Dame 30.0. **FT Pct:** Michigan 81.8, Notre Dame 50.0. **Turnovers:** Michigan 20, Notre Dame 17. **Blocked Shots:** Michigan 0, Notre Dame 7 (Cable 4). **Steals:** Michigan 8 (Goree, Elmblad 2), Notre Dame 9 (Allen 3). **Attendance:** 8,904.

Notre Dame (64)									
PLAYER	MIN	FG-A	3FG-A	FT-A	REB	AST	P	F	PT
Turner	30	7-8	0-0	5-6	4	0	1	19	
Reimer	30	3-5	0-0	4-6	6	3	3	10	
Allen	36	4-7	0-0	2-2	8	2	0	10	
Mabrey	25	1-2	0-1	0-0	1	1	0	2	
Loyd	34	8-18	0-2	0-0	5	3	0	16	
Johnson	16	2-2	0-0	1-2	1	1	1	5	
Cable	11	0-1	0-1	0-0	0	0	1	0	
Huffman	4	0-0	0-0	0-0	0	0	0	0	
Westbeld	14	0-1	0-1	2-2	0	0	0	2	
Team					2				
Totals	200	25-44	0-5	14-18	27	10	6	64	
Saint Joseph's	27	23	—	50					
Notre Dame	39	25	—	64					

FG Pct: Saint Joseph's 38.5, Notre Dame 56.8. **3-PT FG Pct:** Saint Joseph's 36.4, Notre Dame 0.0. **FT Pct:** Saint Joseph's 75.0, Notre Dame 77.8. **Turnovers:** Saint Joseph's 16, Notre Dame 12. **Blocked Shots:** Saint Joseph's 1, Notre Dame 6 (Turner 5). **Steals:** Saint Joseph's 6 (Cloud 5), Notre Dame 5 (Mabrey 2). **Attendance:** 8,630.

GAME 13 #4 NOTRE DAME 82
UCLA 67
 December 28, 2014
 Pauley Pavilion (Los Angeles, Calif.)

GAME 14 #4 NOTRE DAME 74
FLORIDA STATE 68
 January 2, 2015
 Purcell Pavilion (Notre Dame, Ind.)

GAME 15 #4 NOTRE DAME 85
#21/22 SYRACUSE 74
 January 4, 2015
 Carrier Dome (Syracuse, N.Y.)

Notre Dame (82)										
PLAYER	MIN	FG-A	3FG-A	FT-A	REB	AST	PFT	P	T	P
Turner	33	4-8	0-0	6-8	16	0	3	14		
Reimer	22	4-8	0-0	0-0	5	3	4	8		
Allen	33	8-10	4-5	2-2	2	4	3	22		
Mabrey	16	3-4	3-4	2-2	1	0	2	11		
Loyd	35	5-17	0-1	2-3	7	7	0	12		
Holloway	0+	0-0	0-0	0-0	0	0	0	0		
Johnson	3	0-1	0-0	0-0	0	0	2	0		
Cable	28	3-6	2-2	1-2	5	2	1	9		
Huffman	6	0-0	0-0	0-0	0	2	1	0		
Westbeld	14	1-1	0-0	4-7	2	0	2	6		
Wright	10	0-1	0-0	0-0	2	0	1	0		
Team								4		
Totals	200	28-56	9-12	17-24	44	18	19	82		

UCLA (67)										
PLAYER	MIN	FG-A	3FG-A	FT-A	REB	AST	PFT	P	T	P
Swain	13	2-5	0-0	1-1	2	1	3	5		
Livulo	10	0-1	0-0	0-0	3	1	2	0		
Korver	34	3-10	2-6	0-0	5	0	2	8		
Canada	27	7-15	0-1	2-2	4	3	4	16		
Fields	34	6-13	3-5	5-13	4	2	3	20		
Calldwell	26	2-10	2-8	0-0	0	2	1	6		
Drummer	9	2-7	0-0	1-3	5	1	2	5		
Hayes	0+	0-0	0-0	0-0	1	0	0	0		
Hersler	7	0-3	0-2	2-2	1	0	0	2		
Billings	22	1-3	0-0	3-4	5	1	3	5		
Costa	18	0-2	0-0	0-2	3	0	0	0		
Team								8		
Totals	200	23-69	7-22	14-27	41	11	20	67		
Notre Dame	42	40	—	82						
UCLA	29	38	—	67						

FG Pct: Notre Dame 50.0, UCLA 33.3. **3-PT FG Pct:** Notre Dame 75.0, UCLA 31.8. **FT Pct:** Notre Dame 70.8, UCLA 51.9. **Turnovers:** Notre Dame 23, UCLA 20. **Blocked Shots:** Notre Dame 7 (Turner 5), UCLA 7 (Costa 3). **Steals:** Notre Dame 8 (Allen, Loyd 2), UCLA 11 (Billings 4). **Attendance:** 3,004.

Florida State (68)										
PLAYER	MIN	FG-A	3FG-A	FT-A	REB	AST	PFT	P	T	P
Slaughter	20	1-3	0-0	4-4	4	1	4	6		
Bulgak	28	1-9	1-5	2-2	8	2	4	5		
Jones	28	5-12	2-5	2-2	6	3	0	14		
Brown	30	1-4	0-1	0-0	1	2	0	2		
Conwright	24	3-10	0-4	2-2	2	3	4	8		
Bingley	7	0-2	0-1	0-0	0	0	0	0		
Romero	30	6-9	3-5	0-0	3	3	4	15		
Thomas	21	9-14	0-0	0-1	3	0	3	18		
Degbeon	12	0-2	0-0	0-0	2	0	0	0		
Team								9		
Totals	200	26-65	6-21	10-11	38	14	19	68		

Notre Dame (74)										
PLAYER	MIN	FG-A	3FG-A	FT-A	REB	AST	PFT	P	T	P
Turner	28	5-8	0-0	4-7	5	0	2	14		
Reimer	25	4-5	0-0	1-2	6	0	3	9		
Allen	40	6-11	1-1	5-6	2	8	1	18		
Mabrey	16	1-4	1-2	0-0	0	0	0	3		
Loyd	40	6-15	0-3	8-9	6	0	2	20		
Johnson	2	0-1	0-0	0-0	0	0	0	0		
Cable	22	2-4	0-0	0-0	5	0	0	4		
Westbeld	23	3-4	0-1	0-0	2	1	1	6		
Wright	4	0-0	0-0	0-0	1	0	1	0		
Team								3		
Totals	200	27-52	2-7	18-24	30	9	10	74		
Florida State	29	39	—	68						
Notre Dame	28	46	—	74						

FG Pct: Florida State 40.0, Notre Dame 51.9. **3-PT FG Pct:** Florida State 28.6, Notre Dame 28.6. **FT Pct:** Florida State 90.9, Notre Dame 75.0. **Turnovers:** Florida State 17, Notre Dame 14. **Blocked Shots:** Florida State 1, Notre Dame 7 (Turner 5). **Steals:** Florida State 9 (Jones, Conwright 3), Notre Dame 12 (Cable 3). **Attendance:** 3,149 (sellout).

Notre Dame (85)										
PLAYER	MIN	FG-A	3FG-A	FT-A	REB	AST	PFT	P	T	P
Turner	34	9-13	0-0	2-6	13	0	4	20		
Reimer	16	3-7	0-0	4-5	4	0	2	10		
Allen	32	2-7	0-1	1-2	0	6	3	5		
Mabrey	31	4-10	4-9	0-0	4	1	1	12		
Loyd	39	9-15	2-3	5-6	4	6	2	25		
Johnson	3	0-1	0-0	0-0	1	1	2	0		
Cable	15	0-3	0-2	0-0	5	2	3	0		
Huffman	19	2-4	0-0	2-2	6	2	1	6		
Westbeld	11	2-2	0-0	3-4	4	3	4	7		
Team								4		
Totals	200	31-62	6-16	17-25	45	21	22	85		

Syracuse (74)										
PLAYER	MIN	FG-A	3FG-A	FT-A	REB	AST	PFT	P	T	P
Day, Briana	28	3-6	0-0	1-4	7	0	4	7		
Peterson	37	5-14	1-3	2-2	4	4	0	13		
Slim	5	0-0	0-0	0-0	1	0	2	0		
Butler	35	6-20	3-10	4-4	4	0	2	19		
Sykes	9	0-2	0-1	0-2	2	1	0	0		
Henderson	28	7-13	0-0	5-6	4	1	1	19		
Fondren	19	1-7	0-1	2-2	3	3	3	4		
Ford	29	4-8	0-1	4-7	8	0	3	12		
Witherspoon	4	0-1	0-0	0-0	2	0	0	0		
Day, Briana	6	0-1	0-0	0-0	1	0	1	0		
Team								6		
Totals	200	26-72	4-16	18-27	42	9	16	74		
Notre Dame	42	43	—	85						
Syracuse	41	33	—	74						

FG Pct: Notre Dame 50.0, Syracuse 36.1. **3-PT FG Pct:** Notre Dame 37.5, Syracuse 25.0. **FT Pct:** Notre Dame 68.0, Syracuse 66.7. **Turnovers:** Notre Dame 22, Syracuse 18. **Blocked Shots:** Notre Dame 9 (Turner 7), Syracuse 6 (Briana Day 5). **Steals:** Notre Dame 14 (Loyd 4), Syracuse 13 (Peterson 5). **Technical Foul:** Head coach Hillsman (SU). **Attendance:** 2,158.

GAME 16 **MIAMI 78**
#4 NOTRE DAME 63
 January 8, 2015
 BankUnited Center (Coral Gables, Fla.)

GAME 17 **#4 NOTRE DAME 104**
BOSTON COLLEGE 58
 January 11, 2015
 Purcell Pavilion (Notre Dame, Ind.)

GAME 18 **#7 NOTRE DAME 89**
#12/10 NORTH CAROLINA 79
 January 15, 2015
 Carmichael Arena (Chapel Hill, N.C.)

THIS IS NOTRE DAME

Notre Dame (63)							
PLAYER	MIN	FG-A	3FG-A	FT-A	REB	AST	PFT
Turner	26	7-12	0-0	3-7	10	0	4 17
Allen	33	2-5	0-1	4-4	2	6	2 8
Cable	32	2-7	0-1	0-0	5	0	4 4
Mabrey	18	0-5	0-3	0-0	0	0	3 0
Loyd	35	9-20	1-4	8-10	7	1	4 27
Johnson	16	1-4	0-2	0-0	1	0	3 2
Huffman	9	0-1	0-0	0-0	0	0	2 0
Westbeld	24	2-10	0-1	1-1	8	4	3 5
Wright	7	0-0	0-0	0-0	1	0	0 0
Team					8		
Totals	200	23-64	1-12	16-22	42	11	25 63

Boston College (58)							
PLAYER	MIN	FG-A	3FG-A	FT-A	REB	AST	PFT
Gabriel	17	1-4	0-0	1-2	12	0	4 3
Kelsick	29	3-14	2-5	3-4	4	2	2 11
Boudreau	32	4-8	2-3	0-0	3	3	1 10
Daley	20	4-6	4-5	0-0	0	0	4 12
Hughes	29	3-7	3-5	0-0	3	3	1 9
Coulombe	9	1-1	0-0	0-0	2	1	3 2
Engeln	12	0-2	0-0	2-3	0	3	1 2
Mosetti	20	2-6	2-2	0-0	2	0	2 6
Quandt	14	1-5	0-0	0-0	4	1	1 2
Cooper	18	0-4	0-2	1-4	0	0	1 1
Team					1		
Totals	200	19-57	13-22	7-13	31	13	20 58

Notre Dame (89)							
PLAYER	MIN	FG-A	3FG-A	FT-A	REB	AST	PFT
Turner	36	10-13	0-0	9-16	18	0	2 29
Allen	40	9-12	1-3	5-5	4	9	1 24
Cable	30	2-7	1-4	2-3	6	0	3 7
Mabrey	25	3-7	3-7	0-0	2	1	3 9
Loyd	36	4-11	0-1	0-0	3	6	1 8
Reimer	20	1-6	0-0	2-2	7	2	4 4
Johnson	2	0-1	0-0	0-0	1	0	0 0
Huffman	2	0-0	0-0	0-0	0	1	1 0
Westbeld	8	2-5	0-0	4-4	0	2	3 8
Wright	1	0-0	0-0	0-0	1	0	0 0
Team					4		
Totals	200	31-62	5-15	22-30	46	21	18 89

Miami (78)							
PLAYER	MIN	FG-A	3FG-A	FT-A	REB	AST	PFT
Quevedo	36	2-4	1-3	1-3	2	2	2 6
Williams	27	2-4	0-0	2-2	8	0	4 6
Thomas	14	1-4	0-0	0-0	2	0	3 2
Motley	36	13-19	0-0	6-10	7	4	0 32
McGuire	23	4-7	0-1	3-7	8	2	3 11
Greene	12	1-2	0-1	0-0	0	0	2 2
Woods	25	2-7	1-5	4-5	2	2	4 9
Sterlin	14	3-7	2-2	0-1	2	1	0 8
Prather	6	1-1	0-0	0-0	3	0	4 2
Davenport	7	0-0	0-0	0-0	0	0	2 0
Team					5		
Totals	200	29-55	4-12	16-28	39	11	24 78

Notre Dame (104)							
PLAYER	MIN	FG-A	3FG-A	FT-A	REB	AST	PFT
Turner	23	8-11	0-0	5-8	6	2	2 21
Allen	21	1-5	0-1	0-0	4	5	0 2
Cable	23	4-4	2-2	4-4	4	1	2 14
Mabrey	25	3-6	3-6	2-2	2	3	0 11
Loyd	21	5-9	0-0	1-3	3	4	0 11
Holloway	7	0-1	0-0	2-2	1	2	0 2
Johnson	24	4-9	3-5	2-2	3	3	2 13
Huffman	20	3-5	0-0	1-1	1	3	2 7
Westbeld	17	5-7	0-0	5-5	4	2	2 15
Wright	15	4-7	0-0	0-0	6	2	3 8
Thompson	4	0-0	0-0	0-0	0	0	2 0
Team					8		
Totals	200	37-64	8-14	22-27	42	27	15 104

North Carolina (79)							
PLAYER	MIN	FG-A	3FG-A	FT-A	REB	AST	PFT
Mavunga	35	5-15	1-2	2-2	11	4	4 13
Coleman	30	1-11	1-3	0-0	4	6	2 3
Butts	19	4-8	0-0	0-1	4	1	2 8
Rountree	17	3-3	2-2	0-0	3	0	5 8
Gray	30	4-13	2-6	10-10	1	0	3 20
Cherry	18	3-8	2-4	2-3	0	2	3 10
Fuller	4	0-0	0-0	0-2	1	0	0 0
Bryant	21	4-6	0-0	0-0	6	0	2 8
Washington	25	4-11	1-6	0-2	2	2	4 9
Summers	1	0-0	0-0	0-0	0	0	0 0
Team					6		
Totals	200	28-75	9-23	14-20	38	15	25 79

Notre Dame	20	43	—	63
Miami	40	38	—	78

Notre Dame	24	34	—	58
Boston College	58	46	—	104

Notre Dame	42	47	—	89
North Carolina	39	40	—	79

FG Pct: Notre Dame 35.9, Miami 52.7. **3-PT FG Pct:** Notre Dame 8.3, Miami 33.3. **FT Pct:** Notre Dame 72.7, Miami 57.1. **Turnovers:** Notre Dame 13, Miami 10. **Blocked Shots:** Notre Dame 2 (Turner 2), Miami 10 (Williams 9). **Steals:** Notre Dame 4 (Loyd 2), Miami 4. **Attendance:** 1,836.

FG Pct: Boston College 33.3, Notre Dame 57.8. **3-PT FG Pct:** Boston College 59.1, Notre Dame 57.1. **FT Pct:** Boston College 53.8, Notre Dame 81.5. **Turnovers:** Boston College 26, Notre Dame 13. **Blocked Shots:** Boston College 5 (Coulombe, Quandt 2), Notre Dame 3 (Turner 2). **Steals:** Boston College 6 (Kelsick 2), Notre Dame 15 (Cable, Loyd 3). **Attendance:** 9,149 (sellout).

FG Pct: Notre Dame 50.0, North Carolina 37.3. **3-PT FG Pct:** Notre Dame 33.3, North Carolina 39.1. **FT Pct:** Notre Dame 73.3, North Carolina 70.0. **Turnovers:** Notre Dame 16, North Carolina 11. **Blocked Shots:** Notre Dame 10 (Turner 7), North Carolina 3. **Steals:** Notre Dame 7 (Loyd 3), North Carolina 10 (Mavunga, Butts, Gray, Washington 2). **Attendance:** 4,358.

2015-16 SEASON PREVIEW

THE FIGHTING IRISH

COACHES AND STAFF

OPPONENTS

2014-15 SEASON IN REVIEW

RECORDS

HISTORY

GAME 19 #6/7 NOTRE DAME 88
#5/6 TENNESSEE 77
January 19, 2015
Purcell Pavilion (Notre Dame, Ind.)

GAME 20 #6/5 NOTRE DAME 89
GEORGIA TECH 76
January 22, 2015
Purcell Pavilion (Notre Dame, Ind.)

GAME 21 #6/5 NOTRE DAME 74
CLEMSON 36
January 24, 2015
Littlejohn Coliseum (Clemson, S.C.)

Tennessee (77)							
PLAYER	MIN	FG-A	3FG-A	FT-A	REB	AST	PFT
Burdick	32	6-12	2-3	1-1	4	3	5 15
Graves	34	10-20	0-0	2-3	8	3	3 22
Harrison	28	4-15	0-0	4-6	9	1	2 12
Reynolds	13	2-3	0-0	0-0	0	0	1 4
Carter	35	4-6	1-1	0-0	3	3	5 9
Moore	8	2-5	0-0	0-0	4	1	2 4
Massengale	35	4-9	3-6	0-0	1	4	0 11
Nared	3	0-1	0-0	0-0	0	0	0 0
Middleton	12	0-3	0-0	0-0	1	1	1 10
Team					4		
Totals	200	32-74	6-10	7-10	34	16	19 77

Notre Dame (88)							
PLAYER	MIN	FG-A	3FG-A	FT-A	REB	AST	PFT
Turner	26	6-8	0-0	1-1	3	0	3 13
Reimer	30	4-6	0-0	1-2	10	1	1 9
Allen	38	5-9	0-1	5-5	5	6	2 15
Mabrey	21	2-3	2-2	0-0	1	2	2 6
Loyd	39	13-23	2-5	6-9	5	4	2 34
Cable	22	1-2	0-1	4-4	5	3	1 6
Huffman	1	0-0	0-0	0-0	0	0	0 0
Westbeld	23	1-4	0-1	3-6	2	2	1 5
Team					5		
Totals	200	32-55	4-10	20-27	36	18	12 88
Tennessee	37	40	—	77			
Notre Dame	40	48	—	88			

FG Pct: Tennessee 43.2, Notre Dame 58.2. **3-PT FG Pct:** Tennessee 60.0, Notre Dame 40.0. **FT Pct:** Tennessee 70.0, Notre Dame 74.1. **Turnovers:** Tennessee 10, Notre Dame 13. **Blocked Shots:** Tennessee 2, Notre Dame 6 (Turner 5). **Steals:** Tennessee 8 (Carter 4), Notre Dame 7 (Allen 3). **Attendance:** 9,149 (sellout).

Georgia Tech (76)							
PLAYER	MIN	FG-A	3FG-A	FT-A	REB	AST	PFT
O'Neil	27	5-13	0-0	0-3	6	4	4 10
Rogers	38	4-4	0-0	0-0	6	2	3 8
Whiteside	38	6-11	1-5	3-3	2	2	0 16
Davis	28	11-24	0-3	2-3	7	2	4 24
Peresson	20	1-3	0-2	2-2	1	1	2 4
Tilford	7	0-0	0-0	0-0	0	0	2 0
Vuckovic	30	4-7	4-7	0-0	3	1	1 12
Taylor	12	1-2	0-0	0-0	1	1	3 2
Team					4		
Totals	200	32-64	5-17	7-11	30	13	19 76

Notre Dame (89)							
PLAYER	MIN	FG-A	3FG-A	FT-A	REB	AST	PFT
Turner	17	6-7	0-0	2-3	4	1	4 14
Reimer	36	8-15	0-0	3-6	8	4	2 19
Allen	31	2-4	0-1	2-2	2	6	4 6
Mabrey	23	3-7	2-6	0-0	2	4	1 8
Loyd	38	10-17	0-3	9-9	5	7	2 29
Johnson	2	0-1	0-0	0-0	0	0	0 0
Cable	26	2-4	1-3	0-0	3	2	1 5
Huffman	4	0-1	0-0	0-0	2	0	0 0
Westbeld	23	4-6	0-1	0-0	4	3	1 8
Team					4		
Totals	200	35-62	3-14	16-20	34	27	15 89
Georgia Tech	41	35	—	76			
Notre Dame	48	41	—	89			

FG Pct: Georgia Tech 50.0, Notre Dame 56.5. **3-PT FG Pct:** Georgia Tech 29.4, Notre Dame 21.4. **FT Pct:** Georgia Tech 63.6, Notre Dame 80.0. **Turnovers:** Georgia Tech 17, Notre Dame 14. **Blocked Shots:** Georgia Tech 4 (Rogers 3), Notre Dame 1. **Steals:** Georgia Tech 7 (Whiteside 4), Notre Dame 11 (Loyd, Cable 3). **Attendance:** 8,865.

Notre Dame (74)							
PLAYER	MIN	FG-A	3FG-A	FT-A	REB	AST	PFT
Turner	20	5-10	0-0	5-6	10	0	2 15
Reimer	22	4-10	0-0	2-4	8	1	1 10
Allen	25	1-4	0-0	1-1	2	7	0 3
Mabrey	27	1-7	1-7	0-0	2	6	1 3
Loyd	24	6-7	2-3	3-3	8	0	0 17
Johnson	17	0-2	0-0	2-2	0	0	1 2
Cable	16	1-6	1-3	0-0	3	1	2 3
Huffman	20	2-3	0-0	0-1	1	3	1 4
Westbeld	16	4-6	0-0	3-3	6	0	3 11
Wright	8	2-2	0-0	1-3	1	0	1 5
Thompson	5	0-0	0-0	1-2	2	1	0 1
Team					3		
Totals	200	26-57	4-13	18-25	46	19	12 74

Clemson (36)							
PLAYER	MIN	FG-A	3FG-A	FT-A	REB	AST	PFT
Atkism	18	0-3	0-0	0-0	3	0	1 0
Lewis	27	1-6	0-4	0-0	0	1	4 2
Lindsay	23	0-7	0-0	0-0	3	2	2 0
Tagliapietra	5	1-1	1-1	0-0	0	0	0 3
Dixon	33	6-17	0-1	3-4	6	0	2 15
Davenport	20	1-3	1-3	0-0	3	1	3 3
Cardaci	3	0-1	0-1	0-0	0	1	0 0
Carter	14	0-1	0-0	0-0	1	0	2 0
Johnson	9	0-0	0-0	0-0	3	0	2 0
Mosley	19	2-2	0-0	1-1	2	1	3 5
Perry	24	3-7	1-2	1-2	4	1	1 8
Wright	5	0-1	0-0	0-0	0	0	0 0
Team					1		
Totals	200	14-49	3-12	5-7	26	7	20 36
Notre Dame	44	30	—	74			
Clemson	20	16	—	36			

FG Pct: Notre Dame 45.6, Clemson 28.6. **3-PT FG Pct:** Notre Dame 30.8, Clemson 25.0. **FT Pct:** Notre Dame 72.0, Clemson 71.4. **Turnovers:** Notre Dame 15, Clemson 19. **Blocked Shots:** Notre Dame 4 (Reimer 2), Clemson 3. **Steals:** Notre Dame 4, Clemson 8 (Cardaci, Carter 2). **Attendance:** 1,214.

GAME 22 #4 NOTRE DAME 74
VIRGINIA TECH 50
 January 29, 2015
 Cassell Coliseum (Blacksburg, Va.)

GAME 23 #4 NOTRE DAME 92
WAKE FOREST 63
 February 1, 2015
 Purcell Pavilion (Notre Dame, Ind.)

GAME 24 #4 NOTRE DAME 75
VIRGINIA 54
 February 5, 2015
 Purcell Pavilion (Notre Dame, Ind.)

THIS IS NOTRE DAME

Notre Dame (74)							
PLAYER	MIN	FG-A	3FG-A	FT-A	REB	AST	PFT
Turner	18	3-4	0-0	1-5	8	0	4
Reimer	28	3-6	0-0	3-3	10	2	1
Allen	32	3-6	0-0	2-2	3	5	1
Mabrey	20	2-6	2-6	0-0	1	1	0
Loyd	28	5-9	2-2	4-5	4	1	1
Johnson	16	2-4	0-1	2-4	1	0	0
Cable	13	1-5	1-2	0-0	1	2	0
Huffman	13	0-0	0-0	0-0	1	2	0
Westbeld	22	8-14	0-0	1-2	3	1	1
Wright	6	1-1	0-0	0-0	0	0	0
Thompson	4	0-1	0-0	0-0	1	0	0
Team					6		
Totals	200	28-56	5-11	13-21	39	14	8

Virginia Tech (50)							
PLAYER	MIN	FG-A	3FG-A	FT-A	REB	AST	PFT
Cook	17	1-6	0-1	0-0	5	1	4
Young	38	4-9	2-6	3-4	2	3	1
Campbell	26	2-9	0-0	0-0	5	0	4
Panosus	31	3-6	2-3	0-0	1	1	1
Camp	18	2-3	1-2	1-1	2	3	5
Oblitey	4	0-1	0-0	0-0	0	0	0
Hill	28	3-9	1-4	2-2	3	0	2
Conyers	12	1-2	0-0	0-0	2	1	1
Nahodil	9	0-1	0-0	0-0	1	1	0
Powell	4	0-2	0-0	0-0	0	0	0
Croker	13	3-5	0-0	0-0	2	1	0
Team					3		
Totals	200	19-53	6-16	6-7	26	11	18

Notre Dame 43 31 — 74
Virginia Tech 17 33 — 50

FG Pct: Notre Dame 50.0, Virginia Tech 35.8. **3-PT FG Pct:** Notre Dame 45.5, Virginia Tech 37.5. **FT Pct:** Notre Dame 61.9, Virginia Tech 85.7. **Turnovers:** Notre Dame 13, Virginia Tech 16. **Blocked Shots:** Notre Dame 2 (Westbeld 2), Virginia Tech 4. **Steals:** Notre Dame 7 (Reimer, Cable, Westbeld 2), Virginia Tech 4. **Attendance:** 1,835.

Wake Forest (63)							
PLAYER	MIN	FG-A	3FG-A	FT-A	REB	AST	PFT
Hamby	38	8-13	0-1	7-9	10	2	4
Quinn	27	5-7	0-0	4-4	6	1	5
Campbell	38	4-12	1-4	0-1	4	0	1
Taylor	34	1-3	0-1	2-3	1	3	3
Atkinson	11	3-8	0-0	0-0	2	1	5
Jones	4	0-2	0-2	0-0	0	1	0
Gordon	8	0-0	0-0	0-0	0	0	1
Calicott	26	3-8	1-3	0-0	0	0	1
Floyd	7	0-0	0-0	0-0	1	0	0
Ball	7	0-0	0-0	0-0	1	1	1
Team					2		
Totals	200	24-53	2-11	13-17	27	9	21

Notre Dame (92)							
PLAYER	MIN	FG-A	3FG-A	FT-A	REB	AST	PFT
Turner	22	4-6	0-0	2-2	7	0	4
Reimer	27	3-9	0-0	1-3	5	1	2
Allen	32	7-10	0-1	4-5	2	8	1
Mabrey	20	1-3	1-3	0-0	3	4	2
Loyd	31	7-17	1-5	5-6	4	3	0
Johnson	11	1-3	1-3	0-0	2	0	1
Cable	22	4-6	3-3	1-1	3	0	1
Huffman	5	0-0	0-0	0-0	2	0	0
Westbeld	13	4-5	0-0	2-2	3	2	2
Wright	14	3-6	0-0	2-2	5	1	4
Thompson	3	0-0	0-0	1-2	0	0	1
Team					2		
Totals	200	34-65	6-15	18-23	38	19	17

Wake Forest 30 33 — 63
Notre Dame 47 45 — 92

FG Pct: Wake Forest 45.3, Notre Dame 52.3. **3-PT FG Pct:** Wake Forest 18.2, Notre Dame 40.0. **FT Pct:** Wake Forest 76.5, Notre Dame 78.3. **Turnovers:** Wake Forest 30, Notre Dame 19. **Blocked Shots:** Wake Forest 1, Notre Dame 5 (Reimer 2). **Steals:** Wake Forest 10 (Hamby 3), Notre Dame 17 (Cable 6). **Attendance:** 8,741.

Virginia (54)							
PLAYER	MIN	FG-A	3FG-A	FT-A	REB	AST	PFT
Moses	17	4-7	0-0	0-0	3	1	5
Imovbioh	34	0-3	0-0	3-4	16	3	0
Venson	37	4-11	1-5	0-0	1	1	2
Mason	38	4-13	0-1	1-2	2	3	1
Randolph	32	7-13	1-2	1-1	3	1	3
Barnette	7	0-2	0-2	0-0	0	0	1
Suarez	8	1-2	0-0	0-0	1	0	3
Huland El	6	0-2	0-1	0-0	1	1	3
Umeri	21	3-6	0-0	1-1	1	0	1
Team					2		
Totals	200	23-59	2-11	6-8	30	10	19

Notre Dame (75)							
PLAYER	MIN	FG-A	3FG-A	FT-A	REB	AST	PFT
Turner	35	11-14	0-0	4-6	13	0	2
Reimer	28	3-7	0-0	3-6	2	3	0
Allen	29	5-7	1-1	1-2	6	4	3
Mabrey	19	2-6	1-5	0-0	1	1	0
Loyd	34	4-15	0-1	6-8	3	4	1
Johnson	12	0-2	0-0	0-0	2	1	1
Cable	17	1-3	0-1	0-0	5	1	0
Huffman	8	0-0	0-0	1-2	2	1	1
Westbeld	14	2-3	0-0	2-2	4	2	0
Wright	3	0-0	0-0	0-0	1	0	1
Thompson	1	0-0	0-0	0-0	0	0	0
Team					3		
Totals	200	28-57	2-8	17-26	42	17	9

Virginia 31 23 — 54
Notre Dame 41 34 — 75

FG Pct: Virginia 39.0, Notre Dame 49.1. **3-PT FG Pct:** Virginia 18.2, Notre Dame 25.0. **FT Pct:** Virginia 75.0, Notre Dame 65.4. **Turnovers:** Virginia 14, Notre Dame 12. **Blocked Shots:** Virginia 2 (Umeri 2), Notre Dame 4 (Turner 2). **Steals:** Virginia 7 (Randolph 3), Notre Dame 6 (Allen 2). **Attendance:** 8,738.

2015-16 SEASON PREVIEW

THE FIGHTING IRISH

COACHES AND STAFF

OPPONENTS

2014-15 SEASON IN REVIEW

RECORDS

HISTORY

GAME 25 #4 NOTRE DAME 89
BOSTON COLLEGE 56
 February 8, 2015
 Conte Forum (Chestnut Hill, Mass.)

GAME 26 #4 NOTRE DAME 63
 #10/11 DUKE 50
 February 16, 2015
 Purcell Pavilion (Notre Dame, Ind.)

GAME 27 #4 NOTRE DAME 71
 GEORGIA TECH 61
 February 19, 2015
 McCamish Pavilion (Atlanta, Ga.)

Notre Dame (89)

PLAYER	MIN	FG-A	3FG-A	FT-A	REB	AST	PFT
Turner	20	2-5	0-0	1-3	6	2	2 2 5
Reimer	20	5-11	0-0	1-2	6	2	1 1 11
Allen	23	4-5	0-1	1-2	0	2	1 9
Mabrey	36	6-12	6-9	2-2	0	5	1 20
Loyd	22	3-10	0-2	7-9	4	4	1 13
Cable	25	5-6	1-1	0-1	8	2	1 11
Huffman	20	1-4	0-0	2-2	1	2	2 4
Westbeld	17	5-7	1-1	1-3	3	1	1 12
Wright	12	0-1	0-0	2-4	1	1	0 2
Thompson	5	0-2	0-0	2-2	1	0	0 2
Team					9		
Totals	200	31-63	8-14	19-30	39	21	10 89

Boston College (56)

PLAYER	MIN	FG-A	3FG-A	FT-A	REB	AST	PFT
Coulombe	32	2-3	0-0	0-0	2	2	3 4
Quandt	29	3-6	0-0	4-7	6	0	2 10
Kelsick	31	4-8	0-0	1-4	3	2	4 9
Mosetti	32	4-7	0-2	0-0	1	4	4 8
Daley	34	7-17	4-8	0-0	7	3	3 18
Brown	10	0-2	0-1	0-0	0	1	0 0
Hughes	22	2-6	1-2	0-0	3	0	4 5
Gabriel	10	1-2	0-0	0-0	4	0	3 2
Team					5		
Totals	200	23-51	5-13	5-11	31	12	23 56

Notre Dame 51 38 — 89
 Boston College 24 32 — 56

FG Pct: Notre Dame 49.2, Boston College 45.1. **3-PT FG Pct:** Notre Dame 57.1, Boston College 38.5. **FT Pct:** Notre Dame 63.3, Boston College 45.5. **Turnovers:** Notre Dame 14, Boston College 26. **Blocked Shots:** Notre Dame 3, Boston College 6 (Coulombe, Quandt 2). **Steals:** Notre Dame 16 (Loyd 5), Boston College 8 (Coulombe, Kelsick, Daley 2). **Attendance:** 1,924.

Duke (50)

PLAYER	MIN	FG-A	3FG-A	FT-A	REB	AST	PFT
Stevens	37	6-13	0-2	1-4	10	1	0 13
Cooper	19	0-6	0-0	2-2	3	1	1 2
Williams	39	8-17	0-0	2-6	11	1	0 18
Johnson	28	2-7	0-3	2-2	5	3	3 6
Greenwell	33	2-5	0-2	0-0	5	1	5 4
Riggs	16	0-5	0-5	0-0	0	0	2 0
Henson	17	2-5	0-0	0-0	1	1	3 4
Mathias	11	1-4	0-0	1-2	4	0	0 3
Team					6		
Totals	200	21-62	0-12	8-16	45	8	14 50

Notre Dame (63)

PLAYER	MIN	FG-A	3FG-A	FT-A	REB	AST	PFT
Turner	30	5-6	0-0	1-2	5	2	4 11
Reimer	20	3-7	0-0	0-0	4	1	4 6
Allen	39	2-9	1-3	0-2	3	5	1 5
Mabrey	17	1-5	1-4	0-0	2	0	1 3
Loyd	35	5-18	4-8	7-8	6	5	2 21
Holloway	0+	0-0	0-0	0-0	0	0	0 0
Cable	26	3-7	3-7	0-0	6	1	2 9
Huffman	0+	0-0	0-0	0-0	0	0	0 0
Westbeld	27	4-5	0-1	0-0	7	2	1 8
Wright	6	0-1	0-0	0-0	0	0	0 0
Thompson	0+	0-0	0-0	0-0	0	0	0 0
Team					4		
Totals	200	23-58	9-23	8-12	37	16	15 63

Duke 24 26 — 50
 Notre Dame 34 29 — 63

FG Pct: Duke 33.9, Notre Dame 39.7. **3-PT FG Pct:** Duke 0.0, Notre Dame 39.1. **FT Pct:** Duke 50.0, Notre Dame 66.7. **Turnovers:** Duke 19, Notre Dame 14. **Blocked Shots:** Duke 1, Notre Dame 7 (Turner 4). **Steals:** Duke 6 (Cooper, Williams 2), Notre Dame 11 (Cable 4). **Attendance:** 8,659.

Notre Dame (71)

PLAYER	MIN	FG-A	3FG-A	FT-A	REB	AST	PFT
Turner	31	4-11	0-0	0-0	10	1	4 8
Reimer	32	4-9	0-0	0-0	7	1	1 8
Allen	36	2-5	0-0	2-2	0	6	3 6
Mabrey	19	3-6	1-4	0-0	2	2	2 7
Loyd	38	10-22	1-3	10-11	5	2	0 31
Cable	24	4-5	1-2	0-2	11	1	2 9
Huffman	5	0-0	0-0	0-0	0	0	0 0
Westbeld	14	1-5	0-0	0-0	5	1	3 2
Wright	1	0-0	0-0	0-0	0	0	0 0
Team					4		
Totals	200	28-63	3-9	12-15	44	14	15 71

Georgia Tech (61)

PLAYER	MIN	FG-A	3FG-A	FT-A	REB	AST	PFT
Whiteside	36	1-11	0-3	3-4	4	2	3 5
O'Neil	31	8-18	0-0	4-7	6	0	2 20
Rogers	37	6-10	0-0	0-2	14	2	2 12
Tilford	32	1-2	0-1	0-0	2	4	3 2
Davis	40	7-22	1-5	4-4	5	1	3 19
Vuckovic	12	1-1	1-1	0-0	3	2	0 3
Jones	3	0-0	0-0	0-0	0	0	0 0
Peresson	9	0-1	0-1	0-0	0	1	0 0
Team					1		
Totals	200	24-65	2-11	11-17	35	12	13 61

Notre Dame 33 38 — 71
 Georgia Tech 34 27 — 61

FG Pct: Notre Dame 44.4, Georgia Tech 36.3. **3-PT FG Pct:** Notre Dame 33.3, Georgia Tech 18.2. **FT Pct:** Notre Dame 80.0, Georgia Tech 64.7. **Turnovers:** Notre Dame 16, Georgia Tech 13. **Blocked Shots:** Notre Dame 7 (Turner 3), Georgia Tech 4 (O'Neil, Rogers 2). **Steals:** Notre Dame 5 (Mabrey 2), Georgia Tech 13 (O'Neil, Tilford, Davis 3). **Attendance:** 2,303.

GAME 28 #4 NOTRE DAME 68
#8/7 LOUISVILLE 52
February 23, 2015
Purcell Pavilion (Notre Dame, Ind.)

GAME 29 #4 NOTRE DAME 87
PITTSBURGH 59
February 26, 2015
Purcell Pavilion (Notre Dame, Ind.)

GAME 30 #4 NOTRE DAME 67
N.C. STATE 60
March 1, 2015
Reynolds Coliseum (Raleigh, N.C.)

THIS IS NOTRE DAME

Louisville (52)										
PLAYER	MIN	FG-A	3FG-A	FT-A	REB	AST	PFT			
Hammond	35	5-16	1-2	0-0	9	1	2	11		
Hines-Allen	20	3-9	0-0	0-2	5	1	1	6		
Moore	35	4-12	1-3	2-2	6	3	5	11		
Vails	10	1-2	0-0	0-0	0	0	0	2		
Schimmel	37	2-6	1-1	0-0	4	7	2	5		
Carter	12	1-2	0-0	0-0	0	1	2	2		
Dyer	20	4-6	0-0	3-3	5	0	2	11		
Smith	20	1-7	0-1	0-2	1	1	2	2		
Henderson	11	0-3	0-0	2-4	1	0	2	2		
Team					6		1			
Totals	200	21-63	3-7	7-13	37	14	19	52		

Notre Dame (68)										
PLAYER	MIN	FG-A	3FG-A	FT-A	REB	AST	PFT			
Turner	32	4-5	0-0	3-4	9	1	2	11		
Reimer	27	8-8	0-0	0-0	2	2	3	16		
Allen	36	2-9	1-2	4-4	4	9	1	9		
Mabrey	22	1-4	1-2	0-0	1	3	1	3		
Loyd	34	6-12	0-1	8-10	7	1	1	20		
Cable	25	1-4	0-3	5-5	2	0	1	7		
Huffman	4	0-0	0-0	0-0	1	0	0	0		
Westbeld	20	1-5	0-0	0-0	2	2	1	2		
Team					5					
Totals	200	23-47	2-8	20-23	33	18	10	68		
Louisville	28	24	—	52						
Notre Dame	31	37	—	68						

FG Pct: Louisville 33.3, Notre Dame 48.9. **3-PT FG Pct:** Louisville 42.9, Notre Dame 25.0. **FT Pct:** Louisville 53.8, Notre Dame 87.0. **Turnovers:** Louisville 11, Notre Dame 13. **Blocked Shots:** Louisville 2 (Dyer 2), Notre Dame 8 (Turner 7). **Steals:** Louisville 8 (Schimmel 4), Notre Dame 6 (Cable, Westbeld 2). **Technical Foul:** Head coach Walz (UL). **Attendance:** 8,911.

Pittsburgh (59)										
PLAYER	MIN	FG-A	3FG-A	FT-A	REB	AST	PFT			
Diop	19	2-3	0-1	0-0	3	1	2	4		
Wignot	36	3-12	0-4	0-0	5	4	1	6		
Carey	31	3-9	0-3	2-4	3	2	3	8		
Bugg	25	2-8	0-1	0-0	2	2	2	4		
Kiesel	37	8-15	1-3	10-11	1	3	3	27		
Serio	2	0-1	0-0	0-0	0	0	0	0		
Potvin	16	1-3	1-3	2-2	0	1	2	5		
Welch	25	1-2	0-1	3-4	4	0	1	5		
McManus	9	0-2	0-0	0-0	1	0	1	0		
Team					2					
Totals	200	20-55	2-16	17-21	21	13	15	59		

Notre Dame (87)										
PLAYER	MIN	FG-A	3FG-A	FT-A	REB	AST	PFT			
Wright	14	6-6	0-0	2-2	5	2	2	14		
Holloway	14	0-3	0-1	0-0	3	3	2	0		
Allen	28	6-8	1-1	0-0	1	8	2	13		
Cable	22	3-5	2-4	0-0	3	1	1	8		
Loyd	32	6-14	0-2	4-4	3	5	2	16		
Turner	27	7-8	0-0	1-2	9	0	3	15		
Reimer	23	4-6	0-0	2-2	6	3	1	10		
Johnson	9	1-2	1-1	0-0	0	0	1	3		
Mabrey	14	2-3	0-1	0-0	2	1	1	4		
Huffman	8	1-2	0-1	0-0	2	0	1	2		
Westbeld	7	1-2	0-1	0-0	1	0	1	2		
Thompson	2	0-0	0-0	0-0	0	0	0	0		
Team					6					
Totals	200	37-59	4-12	9-10	41	23	17	87		

FG Pct: Pittsburgh 36.4, Notre Dame 62.7. **3-PT FG Pct:** Pittsburgh 12.5, Notre Dame 33.3. **FT Pct:** Pittsburgh 81.0, Notre Dame 90.0. **Turnovers:** Pittsburgh 14, Notre Dame 18. **Blocked Shots:** Pittsburgh 2, Notre Dame 5 (Turner 3). **Steals:** Pittsburgh 7 (Carey 3), Notre Dame 7 (Cable, Turner 2). **Attendance:** 8,810.

Notre Dame (67)										
PLAYER	MIN	FG-A	3FG-A	FT-A	REB	AST	PFT			
Turner	24	4-4	0-0	0-0	5	1	3	8		
Reimer	29	4-11	0-0	2-2	5	2	1	10		
Allen	34	4-8	0-1	0-0	5	6	3	8		
Mabrey	19	2-8	0-6	0-0	4	1	0	4		
Loyd	37	6-11	2-4	2-4	5	1	3	16		
Holloway	2	0-0	0-0	0-0	0	0	0	0		
Johnson	6	0-0	0-0	0-0	0	0	1	0		
Cable	20	4-5	4-5	0-0	2	2	3	12		
Huffman	10	0-0	0-0	2-2	0	1	0	2		
Westbeld	18	3-3	0-0	1-1	4	2	1	7		
Wright	1	0-0	0-0	0-0	0	0	1	0		
Team					6					
Totals	200	27-50	6-16	7-9	36	16	16	67		

N.C. State (60)										
PLAYER	MIN	FG-A	3FG-A	FT-A	REB	AST	PFT			
Mathurin	27	1-4	1-4	0-0	4	2	2	3		
Schuhmacher	18	0-5	0-1	0-0	3	0	2	0		
Brown-Hoskin	37	7-17	0-6	2-2	2	1	2	16		
Spencer	37	6-16	0-4	0-0	2	0	0	12		
Wilson	38	6-13	2-4	1-2	5	1	1	15		
Williams	7	0-0	0-0	0-0	1	1	0	0		
Nelson	15	0-2	0-0	3-4	2	1	3	3		
Barrett	1	1-1	1-1	0-0	0	0	0	0		
Moser	1	0-0	0-0	0-0	0	0	0	0		
Maize	19	2-2	0-0	4-6	5	0	3	8		
Team					3					
Totals	200	23-60	4-20	10-14	27	6	13	60		

FG Pct: Notre Dame 54.0, N.C. State 38.3. **3-PT FG Pct:** Notre Dame 37.5, N.C. State 20.0. **FT Pct:** Notre Dame 77.8, N.C. State 71.4. **Turnovers:** Notre Dame 21, N.C. State 13. **Blocked Shots:** Notre Dame 3 (Huffman 2), N.C. State 1. **Steals:** Notre Dame 9 (Turner, Westbeld 2), N.C. State 9 (Spencer 4). **Attendance:** 2,649.

2015-16 SEASON PREVIEW

THE FIGHTING IRISH

COACHES AND STAFF

OPPONENTS

2014-15 SEASON IN REVIEW

RECORDS

HISTORY

GAME 31 #2 NOTRE DAME 77
MIAMI 61
 ACC Championship - Quarterfinal
 March 6, 2015
 Greensboro Coliseum (Greensboro, N.C.)

GAME 32 #2 NOTRE DAME 55
#16 DUKE 49
 ACC Championship - Semifinal
 March 7, 2015
 Greensboro Coliseum (Greensboro, N.C.)

GAME 33 #2 NOTRE DAME 71
#7/6 FLORIDA STATE 58
 ACC Championship - Final
 March 8, 2015
 Greensboro Coliseum (Greensboro, N.C.)

Miami (61)							
PLAYER	MIN	FG-A	3FG-A	FT-A	REB	AST	PFT
Williams	29	7-14	0-0	2-2	6	0	3 16
Thomas	36	9-14	3-5	3-3	3	1	3 24
Woods	30	1-6	0-0	2-2	3	1	2 4
Motley	35	2-8	0-2	1-2	2	2	1 5
McGuire	17	0-6	0-1	0-0	0	1	1 0
Greene	16	1-2	0-1	0-0	2	1	0 2
Sterling	20	3-8	1-3	0-0	4	0	3 7
Prather	8	1-1	0-0	0-1	3	0	4 2
Davenport	9	0-3	0-0	1-2	3	0	2 1
Team							3
Totals	200	24-62	4-12	9-12	29	6	19 61

Duke (49)							
PLAYER	MIN	FG-A	3FG-A	FT-A	REB	AST	PFT
Stevens	35	5-12	0-2	1-4	6	3	1 11
Henson	27	0-7	0-2	1-2	3	0	1 1
Williams	34	7-17	0-0	1-2	8	1	4 15
Johnson	38	3-7	1-4	5-6	4	2	4 12
Greenwell	39	2-10	2-4	0-0	5	0	2 6
Riggs	4	0-0	0-0	0-0	2	0	1 0
Cooper	21	2-6	0-1	0-0	3	3	3 4
Mathias	2	0-0	0-0	0-0	1	0	0 0
Team							4
Totals	200	19-59	3-13	8-14	36	9	16 49

Florida State (58)							
PLAYER	MIN	FG-A	3FG-A	FT-A	REB	AST	PFT
Slaughter	24	1-5	0-0	2-2	5	1	0 4
Bulgak	33	3-7	2-5	2-2	7	0	3 10
Romero	29	4-6	1-2	4-4	2	2	2 4 13
Brown	24	2-3	2-3	1-4	6	0	3 7
Conwright	37	6-17	1-8	1-2	0	6	1 14
Jones	12	0-2	0-1	0-0	2	0	1 0
Bingley	17	1-4	0-1	0-0	1	0	0 2
Thomas	23	4-13	0-0	0-0	2	1	0 8
Richardson	1	0-0	0-0	0-0	0	0	0 0
Team							2
Totals	200	21-57	6-20	10-14	27	10	12 58

Notre Dame (77)							
PLAYER	MIN	FG-A	3FG-A	FT-A	REB	AST	PFT
Turner	25	6-9	0-0	1-1	10	0	2 13
Reimer	29	6-12	0-0	1-4	5	1	1 13
Allen	34	4-8	0-2	1-2	2	4	0 9
Mabrey	20	1-1	1-1	0-0	1	1	0 3
Loyd	35	5-14	2-2	4-6	8	2	3 16
Holloway	1	0-0	0-0	0-0	0	1	0 0
Cable	24	2-6	1-1	8-8	7	1	3 13
Huffman	10	0-1	0-0	0-0	1	0	2 0
Westbeld	22	4-6	1-1	1-1	4	2	3 10
Wright	0+	0-0	0-0	0-0	0	0	0 0
Team							4
Totals	200	28-57	5-7	16-22	42	12	14 77

Notre Dame (55)							
PLAYER	MIN	FG-A	3FG-A	FT-A	REB	AST	PFT
Turner	34	3-8	0-0	2-6	11	0	2 8
Reimer	19	3-6	0-0	0-0	3	1	4 6
Allen	36	2-6	0-1	1-1	3	4	1 5
Mabrey	20	3-9	3-9	0-0	0	0	0 9
Loyd	38	9-19	1-3	2-4	8	3	1 21
Cable	26	0-3	0-2	2-2	3	1	2 2
Westbeld	27	2-6	0-0	0-0	9	3	0 4
Team							5
Totals	200	22-57	4-15	7-13	42	12	10 55

Notre Dame (71)							
PLAYER	MIN	FG-A	3FG-A	FT-A	REB	AST	PFT
Turner	33	5-9	0-0	0-1	8	2	0 10
Reimer	33	7-12	0-0	2-2	8	3	3 16
Allen	33	3-6	0-1	0-0	3	5	3 6
Mabrey	22	0-5	0-5	2-2	1	6	2 2
Loyd	35	9-17	0-2	0-0	7	1	1 18
Holloway	0+	0-0	0-0	0-1	0	0	0 0
Johnson	0+	0-0	0-0	0-0	1	0	0 0
Cable	29	5-8	3-4	0-0	4	0	2 13
Huffman	6	0-0	0-0	0-0	1	1	0 0
Westbeld	9	2-3	0-0	2-2	3	1	3 6
Wright	0+	0-0	0-0	0-0	0	0	0 0
Thompson	0+	0-0	0-0	0-0	0	0	0 0
Team							3
Totals	200	31-60	3-12	6-8	39	19	14 71

Miami 25 36 — 61
Notre Dame 37 40 — 77

Duke 15 34 — 49
Notre Dame 26 29 — 55

Florida State 25 33 — 58
Notre Dame 38 33 — 71

FG Pct: Miami 38.7, Notre Dame 49.1. **3-PT FG Pct:** Miami 33.3, Notre Dame 71.4. **FT Pct:** Miami 75.0, Notre Dame 72.7. **Turnovers:** Miami 9, Notre Dame 10. **Blocked Shots:** Miami 5 (McGuire 2), Notre Dame 3 (Reimer 3). **Steals:** Miami 4, Notre Dame 3 (Loyd 2). **Attendance:** 4,019.

FG Pct: Duke 32.2, Notre Dame 38.6. **3-PT FG Pct:** Duke 23.1, Notre Dame 26.7. **FT Pct:** Duke 57.1, Notre Dame 53.8. **Turnovers:** Duke 12, Notre Dame 16. **Blocked Shots:** Duke 3, Notre Dame 4 (Turner 3). **Steals:** Duke 4 (Greenwell 2), Notre Dame 5 (Westbeld 3). **Attendance:** 7,108.

FG Pct: Florida State 36.8, Notre Dame 51.7. **3-PT FG Pct:** Florida State 30.0, Notre Dame 25.0. **FT Pct:** Florida State 71.4, Notre Dame 75.0. **Turnovers:** Florida State 16, Notre Dame 16. **Blocked Shots:** Florida State 7 (Slaughter 3), Notre Dame 4 (Turner, Reimer 2). **Steals:** Florida State 11 (Conwright 4), Notre Dame 5 (Loyd 2). **Attendance:** 6,874.

GAME 34 #2 NOTRE DAME 77
MONTANA 43
NCAA Oklahoma City Region - First Round
March 20, 2015
Purcell Pavilion (Notre Dame, Ind.)

GAME 35 #2 NOTRE DAME 79
DEPAUL 67
NCAA Oklahoma City Region - Second Round
March 22, 2015
Purcell Pavilion (Notre Dame, Ind.)

GAME 36 #2 NOTRE DAME 81
#14/17 STANFORD 60
NCAA Oklahoma City Regional Semifinal
March 27, 2015
Chesapeake Energy Arena
(Oklahoma City, Okla.)

THIS IS NOTRE DAME

2015-16 SEASON PREVIEW

THE FIGHTING IRISH

COACHES AND STAFF

OPPONENTS

2014-15 SEASON IN REVIEW

RECORDS

HISTORY

Montana (43)							
PLAYER	MIN	FG-A	3FG-A	FT-A	REB	AST	PFTP
Valley	29	3-7	0-1	3-4	6	0	2 9
Selvig	24	0-2	0-0	0-0	0	2	2 0
Rickman	23	4-10	0-1	0-0	5	1	5 8
Feller	28	4-12	0-6	0-0	1	1	0 8
Rubel	34	4-12	0-2	0-0	5	6	3 8
Vining	6	0-2	0-2	0-0	1	1	0 0
Staudacher	4	0-1	0-0	0-0	1	0	0 0
Sims	15	1-4	0-0	0-1	6	0	2 2
Doran	16	0-4	0-2	0-0	2	0	0 0
Isaak	10	1-1	1-1	0-0	0	0	1 3
Gilham	11	2-7	1-6	0-0	1	0	2 5
Team							4
Totals	200	19-62	2-21	3-5	32	11	17 43

Notre Dame (77)							
PLAYER	MIN	FG-A	3FG-A	FT-A	REB	AST	PFTP
Turner	19	5-8	0-0	2-4	4	0	1 12
Reimer	23	4-5	0-0	1-1	2	3	1 9
Allen	29	3-6	0-0	3-3	5	7	1 9
Mabrey	24	3-6	2-4	1-2	4	1	0 9
Loyd	26	9-14	0-2	0-0	3	4	1 18
Holloway	7	1-2	0-0	0-0	0	0	0 2
Johnson	10	1-2	0-1	0-1	1	1	0 2
Cable	20	2-3	0-1	0-0	1	0	2 4
Huffman	13	0-0	0-0	0-0	1	3	3 0
Westbeld	18	3-3	0-0	2-6	10	1	1 8
Wright	7	2-3	0-0	0-0	5	0	1 4
Thompson	4	0-1	0-0	0-0	0	0	1 0
Team							2
Totals	200	33-53	2-8	9-17	38	20	12 77
Montana	24	19	—	43			
Notre Dame	43	34	—	77			

FG Pct: Montana 30.6, Notre Dame 62.3. **3-PT FG Pct:** Montana 9.5, Notre Dame 25.0. **FT Pct:** Montana 60.0, Notre Dame 52.9. **Turnovers:** Montana 17, Notre Dame 14. **Blocked Shots:** Montana 3, Notre Dame 5 (Reimer 3). **Steals:** Montana 7, Notre Dame 10 (Westbeld 4). **Attendance:** 6,198.

DePaul (67)							
PLAYER	MIN	FG-A	3FG-A	FT-A	REB	AST	PFTP
Podkowa	32	7-13	2-2	3-4	11	1	4 19
Hynko	36	3-16	1-9	4-4	5	4	2 11
Jenkins	34	4-10	2-6	0-0	1	3	2 10
January	32	5-12	2-6	0-0	3	5	2 12
McGee	24	3-4	2-3	0-1	3	0	3 8
Millender	13	1-6	1-5	0-0	0	0	1 3
Prochaska	1	0-0	0-0	0-0	0	0	0 0
Schulte	20	2-5	0-2	0-0	5	1	2 4
Grays	7	0-4	0-1	0-0	1	1	1 0
Harvey-Carr	1	0-0	0-0	0-0	1	0	0 0
Team							2
Totals	200	25-70	10-34	7-9	32	15	17 67

Notre Dame (79)							
PLAYER	MIN	FG-A	3FG-A	FT-A	REB	AST	PFTP
Turner	25	6-9	0-0	2-4	11	2	2 14
Reimer	28	6-11	0-0	2-4	10	1	1 14
Allen	36	3-8	1-2	4-4	5	7	3 11
Mabrey	27	6-10	5-7	2-2	3	1	1 19
Loyd	33	3-15	0-3	4-4	5	3	0 10
Holloway	2	0-0	0-0	0-0	0	0	0 0
Cable	20	1-5	1-3	0-0	4	2	0 3
Huffman	6	0-0	0-0	0-0	1	1	0 0
Westbeld	21	4-5	0-0	0-0	7	2	2 8
Wright	2	0-1	0-0	0-0	0	0	1 0
Team							5
Totals	200	29-64	7-15	14-18	51	19	10 79
DePaul	31	36	—	67			
Notre Dame	37	42	—	79			

FG Pct: DePaul 35.7, Notre Dame 45.3. **3-PT FG Pct:** DePaul 29.4, Notre Dame 67.7. **FT Pct:** DePaul 77.8, Notre Dame 77.8. **Turnovers:** DePaul 12, Notre Dame 18. **Blocked Shots:** DePaul 2 (Podkowa 2), Notre Dame 6 (Turner 3). **Steals:** DePaul 6 (Hynko, January 2), Notre Dame 8 (Loyd 3). **Attendance:** 5,658.

Stanford (60)							
PLAYER	MIN	FG-A	3FG-A	FT-A	REB	AST	PFTP
McCall	28	6-9	0-0	0-0	10	0	0 12
Samuelson, B.	38	5-8	5-8	2-2	3	0	3 17
Thompson	16	1-8	0-2	0-0	1	0	0 2
McPhee	11	1-4	0-1	1-2	5	0	0 3
Orange	38	6-14	0-1	0-0	4	6	2 12
Greenfield	28	2-8	0-2	4-5	3	0	0 8
Johnson, K.	8	0-3	0-0	0-0	1	0	2 0
Roberson	24	1-7	0-0	1-2	1	4	4 3
Camp	4	0-1	0-1	0-0	0	0	0 0
Payne	2	1-2	0-0	1-2	1	0	0 3
Rooks	1	0-1	0-0	0-0	1	0	0 0
Picknell	2	0-0	0-0	0-0	1	0	0 0
Team							8
Totals	200	23-65	5-15	9-13	39	10	11 60

Notre Dame (81)							
PLAYER	MIN	FG-A	3FG-A	FT-A	REB	AST	PFTP
Turner	30	6-10	0-0	0-0	7	2	2 12
Reimer	20	5-7	0-0	0-0	3	0	4 10
Allen	36	9-17	4-7	6-6	5	4	2 28
Mabrey	13	1-1	0-0	0-0	2	0	1 2
Loyd	36	7-21	0-2	7-7	6	1	0 21
Holloway	2	0-0	0-0	0-0	0	0	0 0
Johnson	2	1-2	0-0	0-0	0	0	0 2
Cable	25	0-1	0-0	0-0	3	0	0 0
Huffman	20	2-2	0-0	0-0	5	3	2 4
Westbeld	14	1-4	0-0	0-0	5	1	0 2
Wright	2	0-0	0-0	0-0	0	0	1 0
Team							3
Totals	200	32-65	4-9	13-13	39	11	12 81
Stanford	31	29	—	60			
Notre Dame	42	39	—	81			

FG Pct: Stanford 35.4, Notre Dame 49.2. **3-PT FG Pct:** Stanford 33.3, Notre Dame 44.4. **FT Pct:** Stanford 69.2, Notre Dame 100.0. **Turnovers:** Stanford 14, Notre Dame 9. **Blocked Shots:** Stanford 4 (McCall 3), Notre Dame 4 (Turner 2). **Steals:** Stanford 6 (Orange 2), Notre Dame 9 (Loyd, Cable 3). **Attendance:** 3,878.

GAME 37 #2 NOTRE DAME 77
#5/6 BAYLOR 68
NCAA Oklahoma City Regional Final
March 23, 2015
Chesapeake Energy Arena
(Oklahoma City, Okla.)

GAME 38 #2 NOTRE DAME 66
#3/4 SOUTH CAROLINA 65
NCAA Women's Final Four
National Semifinal
April 5, 2015
Amalie Arena (Tampa, Fla.)

GAME 39 #1 CONNECTICUT 63
#2 NOTRE DAME 53
NCAA Women's Final Four
National Championship
April 7, 2015
Amalie Arena (Tampa, Fla.)

Baylor (68)

PLAYER	MIN	FG-A	3FG-A	FT-A	REB	AST	PFT
Davis	40	11-19	0-0	4-5	13	2	4 26
Agbuke	35	5-12	0-0	2-2	10	2	4 12
Johnson	40	3-13	0-0	0-0	4	10	4 6
Prince	31	4-9	1-4	0-0	2	0	3 9
Wright	22	4-7	1-2	0-0	1	1	0 9
Cohen	3	0-0	0-0	0-0	0	0	0 0
Wallace	28	2-8	1-3	1-2	3	4	3 6
Cave	1	0-1	0-0	0-0	1	0	0 0
Team					4		
Totals	200	29-69	3-9	7-9	38	19	18 68

South Carolina (65)

PLAYER	MIN	FG-A	3FG-A	FT-A	REB	AST	PFT
Welch	28	5-11	0-0	0-2	14	2	1 10
Dozier	11	0-1	0-1	0-0	0	1	0 0
Ibiam	4	0-2	0-0	0-0	1	0	2 0
Sessions	12	2-5	1-2	0-0	0	2	1 5
Mitchell	37	5-11	1-4	0-0	3	1	3 11
Cuevas	19	1-8	0-1	2-2	1	3	0 4
Gaines	20	0-2	0-1	1-2	1	0	4 1
Wilson	24	8-11	0-0	4-5	9	2	0 20
Roy	17	1-5	0-3	0-0	2	2	0 2
Coates	28	6-9	0-0	0-5	9	0	2 12
Team					5		
Totals	200	28-65	2-12	7-16	45	13	13 65

Notre Dame (53)

PLAYER	MIN	FG-A	3FG-A	FT-A	REB	AST	PFT
Turner	37	7-9	0-0	0-0	10	0	0 14
Reimer	33	3-11	0-0	0-0	11	2	2 6
Allen	40	3-12	0-3	2-2	7	7	1 8
Mabrey	18	3-5	3-3	0-0	1	0	2 9
Loyd	38	4-18	0-3	4-4	5	1	1 12
Cable	22	1-5	0-2	2-2	3	0	0 4
Huffman	7	0-1	0-0	0-0	0	1	2 0
Westbeld	5	0-2	0-0	0-0	0	0	1 0
Team					8		
Totals	200	21-63	3-11	8-8	45	11	9 53

Notre Dame (77)

PLAYER	MIN	FG-A	3FG-A	FT-A	REB	AST	PFT
Turner	36	4-9	0-0	4-7	10	2	1 12
Reimer	34	4-10	0-0	1-4	8	2	3 9
Allen	40	10-16	0-1	3-4	5	7	3 23
Mabrey	19	5-6	4-4	0-0	0	0	1 14
Loyd	39	5-18	0-1	3-7	7	4	1 13
Cable	21	2-2	1-1	1-2	6	0	1 6
Huffman	8	0-1	0-0	0-0	1	1	1 0
Westbeld	3	0-1	0-0	0-0	0	0	1 0
Team					6		
Totals	200	30-63	5-7	12-24	43	16	12 77

Notre Dame (66)

PLAYER	MIN	FG-A	3FG-A	FT-A	REB	AST	PFT
Turner	27	6-13	0-0	5-7	8	0	5 17
Reimer	33	7-10	0-0	2-2	6	4	3 16
Allen	27	0-5	0-1	0-0	4	3	5 0
Mabrey	27	1-5	1-2	2-2	1	5	0 5
Loyd	40	9-24	1-1	3-3	5	3	0 22
Cable	21	1-4	0-1	0-0	2	0	3 2
Huffman	5	0-0	0-0	0-0	2	0	0 0
Westbeld	20	2-3	0-0	0-0	6	1	1 4
Team					3		
Totals	200	26-64	2-5	12-14	37	16	17 66

Connecticut (63)

PLAYER	MIN	FG-A	3FG-A	FT-A	REB	AST	PFT
Tuck	40	4-13	2-3	2-3	5	7	0 12
Mosqueda-Lewis	40	6-12	2-7	1-2	5	0	3 15
Stewart	39	4-8	0-1	0-0	15	0	1 8
Jefferson	40	6-15	3-8	0-0	3	5	2 15
Nurse	28	3-10	1-4	2-2	3	0	2 9
Williams	3	0-1	0-0	0-0	0	0	1 0
Stokes	10	2-2	0-0	0-0	2	1	1 4
Team					1		
Totals	200	25-61	8-23	5-7	34	13	10 63

Baylor 37 31 — 68
Notre Dame 39 38 — 77

South Carolina 28 37 — 65
Notre Dame 32 34 — 66

Notre Dame 23 30 — 53
Connecticut 31 32 — 63

FG Pct: Baylor 42.0, Notre Dame 47.6. **3-PT FG Pct:** Baylor 33.3, Notre Dame 71.4. **FT Pct:** Baylor 77.8, Notre Dame 50.0. **Turnovers:** Baylor 11, Notre Dame 11. **Blocked Shots:** Baylor 1, Notre Dame 7 (Turner, Reimer, Cable 2). **Steals:** Baylor 8 (Davis, Agbuke, Prince 2), Notre Dame 6 (Allen 4). **Flagrant Foul:** Agbuke (BU). **Attendance:** 3,329.

FG Pct: South Carolina 43.1, Notre Dame 40.6. **3-PT FG Pct:** South Carolina 16.7, Notre Dame 40.0. **FT Pct:** South Carolina 43.8, Notre Dame 85.7. **Turnovers:** South Carolina 13, Notre Dame 10. **Blocked Shots:** South Carolina 6 (Wilson 4), Notre Dame 6 (Turner, Reimer 3). **Steals:** South Carolina 7 (Welch, Sessions 2), Notre Dame 7 (Mabrey 3). **Attendance:** 19,730.

FG Pct: Notre Dame 33.3, Connecticut 41.0. **3-PT FG Pct:** Notre Dame 27.3, Connecticut 34.8. **FT Pct:** Notre Dame 100.0, Connecticut 71.4. **Turnovers:** Notre Dame 17, Connecticut 12. **Blocked Shots:** Notre Dame 4 (Reimer 2), Connecticut 6 (Stewart 4). **Steals:** Notre Dame 5, Connecticut 10 (Jefferson 4). **Attendance:** 19,810.



Departed Monogram Winners



WHITNEY HOLLOWAY

Guard • 5-4 • Class of 2015
Hometown: Plainfield, Ill.
High School: Montini Catholic



CAREER HONORS

2015: ACC Academic Honor Roll ... Team captain. **2013:** BIG EAST All-Academic Team. **2012:** BIG EAST All-Academic Team.

SENIOR SEASON (2014-15): Team captain ... ACC Academic Honor Roll selection ... played in 18 games, earning her first career start ... averaged 0.8 points, 0.6 rebounds and 0.6 assists per game ... played 13 minutes in season opener against UMass Lowell ... totaled two points, two assists and a rebound against Holy Cross ... came back with two points, two rebounds, an assist and a steal versus Harvard ... scored season-high five points (including first three-pointer of year) against Quinnipiac ... made two free throws and dished out two assists in win over Boston College, the 100th game of her career ... injured right foot in practice Jan. 14, causing her to miss a month of action ... made return to hardwood in closing moments of victory over No. 10/11 Duke ... made first career start on Senior Night against Pittsburgh, posting season highs of three assists (no turnovers) and three rebounds in 14 minutes ... received playing time in Notre Dame's first three NCAA Championship games, scoring a basket late in first-round win over Montana.

JUNIOR SEASON (2013-14): Saw action in 32 games, averaging 1.1 points, 0.4 rebounds and 0.9 assists per game ... dished out three assists and grabbed two rebounds in season opener against UNC Wilmington ... tallied two assists and two steals against Duquesne ... scored first three points of season and had season-high four assists against UCLA ... produced a season-high four points and tied season high with four assists against Central Michigan ... tied season highs for points (4), assists (4) and steals (2) against South Dakota State ... scored four points and grabbed three rebounds against Boston College ... nailed a three-pointer at Pittsburgh ... hit only shot attempt and stole a pass at No. 3 Duke ... matched season high with four points and grabbed pair of rebounds against Syracuse ... had two points and a rebound in late-game action at Boston College ... collected two points against No. 14/11 North Carolina ... delivered two assists in regular season finale at No. 13/17 North Carolina State ... tallied season high-tying four points (season-high 4-4 FT), a rebound and an assist in ACC semifinal win over No. 14/17 North Carolina State ... scored two points (1-3 FG) in six minutes of NCAA first-round win over Robert Morris ... handed out two assists in NCAA national semifinal victory over No. 11/9 Maryland.

2013 EUROPEAN TOUR: Appeared in all three games (starting once) while averaging 5.0 points, 3.0 rebounds, 3.7 steals and 2.7 assists per game ... ran circles around Barking Abbey in tour-opening win with 11 points, eight steals and four assists.

SOPHOMORE SEASON (2012-13): Played in 27 games, averaging personal bests of 2.7 points, 1.2 rebounds and 1.0 assists per game ... collected two points, one rebound, one assist and one steal in home opener against Massachusetts ... had productive 17 minutes vs. Mercer with four points (2-3 FG), one rebound and one assist ... turned in a (then) career game against Utah State, tying career highs in points (6), rebounds (4), field goals (2), free throws (2) and steals (3) in a career-high 24 minutes of action ... set career highs in points (15), field goals made (6), field goals attempted (9) and steals (4) and tied career high in three-point field goals (1), free throws (2) and minutes played (24) against Alabama A&M in Las Vegas ... made most of 17 minutes against Saint Francis (Pa.) by scoring nine points (2-3 FG, career-high 5-6 FT) and adding career high-tying four assists and three steals ... scored six points and grabbed two rebounds in 14 minutes at Pittsburgh ... set new career standard with five assists against Providence, while adding six points,

three rebounds and two steals ... had seven points on a perfect shooting day (3-3 FG, 1-1 3FG) at Marquette; also dished out two assists in 17 minutes ... tallied two points, two rebounds and two steals in 12 minutes at DePaul ... enjoyed another perfect shooting day at Providence (2-2 FG, 4-4 FT), finishing with eight points in 17 minutes ... scored a basket in NCAA Championship first-round win over Tennessee-Martin.

FRESHMAN SEASON (2011-12): Played in 31 games, averaging 1.0 points, 0.9 rebounds and 0.7 assists per contest ... scored first career points in Preseason WNIT quarterfinal against Indiana State, collecting five points and season-high three steals in season-best 22 minutes ... had season-high six points and grabbed pair of rebounds in Preseason WNIT semifinal win over Hartford ... logged personal bests of four rebounds and four assists with two steals in home rout of Marquette ... tallied four points, two assists and two steals against Central Florida ... registered two rebounds and two assists at Cincinnati ... scored two points and pulled down one rebound in BIG EAST Championship semifinal against No. 25 West Virginia ... made NCAA Championship debut in first-round win over Liberty, scoring two points in seven minutes.

HIGH SCHOOL: Graduated from Montini Catholic High School in Lombard, Illinois, where she was coached by Jason Nichols ... four-year starter for the Broncos, helping them to a combined record of 125-14 (.899) during her tenure ... career per-game statistical averages of 11.8 points, 4.5 assists and 3.7 steals, with .640 field goal percentage and 2.82 assist/turnover ratio (631 assists/224 turnovers) while scoring 1,594 career points ... led Montini to the first two Illinois Class 3A state championships in school history in 2010 and 2011, following state third-place finish (semifinalist berth) in 2008 ... only the 12th school in Illinois girls' basketball history (across all classes) to win back-to-back titles since the tournament began in 1977 ... MCHS posted combined



THIS IS NOTRE DAME

2015-16 SEASON PREVIEW

THE FIGHTING IRISH

COACHES AND STAFF

OPPONENTS

2014-15 SEASON IN REVIEW

RECORDS

HISTORY



69-3 (.958) record during those two championship seasons, with Holloway averaging 13.5 ppg., 4.9 apg., and 3.4 spg. in that two-year span ... team also won four consecutive Class 3A sectional titles (2008-11) and three super-sectional crowns (2008, 2010, 2011), as well as four consecutive Suburban Christian Conference (SCC) championships (2008-11) during Holloway's career ... as a senior in 2010-11, led the Broncos to a sparkling 36-1 record and their second consecutive Illinois 3A title, finishing among the top 35 teams in the country according to national polls by MaxPreps and ESPN/RISE Magazine ... averaged 14.2 ppg., 4.6 apg., and 4.1 spg. with .792 free throw percentage in second championship season, including game-high 19 points in 3A title game win over Hillcrest ... team recognized on 2011 MaxPreps Tour of Champions (honor given to 10 teams nationwide, including Des Moines (Iowa) East High School, led by Notre Dame classmate Markisha Wright) ... as a junior in 2009-10, helped Montini to a 33-2 record (best in school history) and 3A state championship ... averaged 13.0 ppg., 5.0 apg., and 3.0 spg. ... had 19 points in semifinal win over Springfield, and 12 points and seven assists in championship game win over Hillcrest ... as sophomore in 2008-09, helped team to a 28-5 record while averaging 12.0 ppg., 6.5 apg., and 5.0 spg. ... as freshman in 2007-08, helped team reach state semifinals with 28-6 record, averaging 8.0 ppg., 3.0 apg., and 3.0 spg. ... sparkled on the AAU circuit, playing for Full Package/Midwest Elite and coach Ralph Gesualdo ... helped Midwest Elite to four titles during summer 2010 AAU season — U.S. Junior Nationals (USJN) in Washington, D.C., USJN Mid-America Challenge (Champaign, Ill.), USJN Premier Invitational (Cincinnati, Ohio) and USJN Summer Final (Chicago) ... team also won Illinois under-17 AAU title and finished as runner-up at Nike Summer Showcase in Chicago.

AWARDS/HONORS: ESPN/RISE Magazine Underclass All-America Team (2010) ... three-time all-state selection (2010 and 2011 - first team; 2009 - second team) ... finished sixth in 2011 Illinois Miss Basketball voting ... Daily Herald DuPage County All-Area Team Captain (2011) ... two-time My Suburban Life all-area Most Valuable Player (2010, 2011) ... four-time all-area pick by numerous Chicago-area media outlets (2008-11) ... two-time Suburban Christian Conference Player of the Year (2010, 2011) ... four-time first-team all-conference choice (2008-11) ... four-time academic all-league pick (2008-11) ... twice attended Nike Skills Academy (2009, 2010) ... named Most Outstanding Player of 2011 MidStateHoops.com All-Star Game (game-high 32 points) ... ranked 20th by Collegiate Girls Basketball Report (fourth among point guards) ... ranked 29th by Blue Star Basketball ... ranked 45th by All-Star Girls Report (15th among point guards).

PERSONAL DATA: Daughter of Carla and Chris Holloway ... has one brother, CJ ... one of 15 players from state of Illinois to suit up for Notre Dame through end of 2014-15 season ... graduated in May 2015 from Notre Dame's College of Arts and Letters with her bachelor's degree in psychology ... earned three conference academic honors, making 2014-15 ACC Academic Honor Roll after twice garnering mention on BIG EAST All-Academic Team (2011-12 and 2012-13) ... spent final two seasons as team representative on Notre Dame Student-Athlete Advisory Council (SAAC) ... earned certificate of merit for her participation in Notre Dame's Rosenthal Leadership Academy during 2013-14 academic year.

HOLLOWAY'S CAREER HIGHS

- Points:** 15 vs. Alabama A&M (12/19/12)
- Rebounds:** 4, twice (MR: vs. Utah State, 12/8/12)
- Assists:** 5 vs. Providence (1/26/13)
- Field-Goals:** 6 vs. Alabama A&M (12/19/12)
- Field-Goal Attempts:** 9 vs. Alabama A&M (12/19/12)
- Three-Point Field-Goals:** 1, six times (MR: vs. Quinnipiac, 11/25/14)
- Three-Point Field-Goal Attempts:** 3 vs. Indiana State (11/13/11)
- Free-Throws:** 5 vs. Saint Francis (Pa.) (12/31/12)
- Free-Throw Attempts:** 6 vs. Saint Francis (Pa.) (12/31/12)
- Steals:** 4 vs. Alabama A&M (12/19/12)
- Blocked Shots:** 1 vs. Utah State (12/8/12)
- Minutes Played:** 24, twice (MR: vs. Alabama A&M, 12/19/12)

MISCELLANEOUS

- Double-doubles.....0
- Double-figure scoring games.....1
- 5-assist games.....1
- 5-steal games.....0

HOLLOWAY'S CAREER STATISTICS (ALL GAMES)

Season	GP-GS	Min.-Avg.	FG-FGA	Pct.	3FG-3FGA	Pct.	FT-FTA	Pct.	Off	Def	Tot	Avg	PF-DQ	A	T	B	S	Pts	Avg.
2011-12	31-0	250-8.1	11-38	.289	1-7	.143	7-14	.500	5	24	29	0.9	18-0	22	23	0	16	30	1.0
2012-13	27-0	277-10.3	27-57	.474	2-5	.400	17-21	.810	5	27	32	1.2	22-0	27	28	1	18	73	2.7
2013-14	32-0	148-4.6	13-29	.448	2-5	.400	7-15	.467	1	12	13	0.4	14-0	29	15	0	10	35	1.1
2014-15	18-1	86-4.8	5-13	.385	1-3	.333	4-6	.667	3	7	10	0.6	4-0	10	5	0	2	15	0.8
TOTALS	108-1	761-7.0	56-137	.409	6-20	.300	35-56	.625	14	70	84	0.8	58-0	88	71	1	46	153	1.4

HOLLOWAY'S CAREER STATISTICS (CONFERENCE GAMES)

Season	GP-GS	Min.-Avg.	FG-FGA	Pct.	3FG-3FGA	Pct.	FT-FTA	Pct.	Off	Def	Tot	Avg.	PF-DQ	A	T	B	S	Pts	Avg.
2011-12	13-0	80-6.2	1-9	.111	0-1	.000	2-6	.333	0	11	11	0.8	7-0	10	10	0	5	4	0.3
2012-13	12-0	144-12.0	13-33	.394	1-4	.250	5-6	.833	3	15	18	1.5	9-0	14	14	0	6	32	2.7
2013-14	14-0	58-4.1	7-12	.583	1-2	.500	2-7	.286	1	7	8	0.6	5-0	6	5	0	3	17	1.2
2014-15	4-1	23-5.8	0-4	.000	0-1	.000	2-2	1.000	2	2	4	1.0	2-0	5	0	0	0	2	0.5
TOTALS	43-1	305-7.1	21-58	.362	2-8	.250	11-21	.524	6	35	41	1.0	23-0	35	29	0	14	55	1.3



CAREER HONORS

2015: WNBA First-Round Draft Pick (No. 1 overall - Seattle) ... espnW National Player of the Year ... espnW Midseason National Player of the Year (unanimous) ... AP National Player of the Year Runner-Up ... John R. Wooden Award Runner-Up ... AP All-America First Team (unanimous) ... WBCA Coaches' All-America Team ... USBWA All-America Team ... John R. Wooden Award All-America Team ... espnW All-America First Team ... Naismith Trophy Finalist ... Honda Sports Award Finalist ... Dawn Staley Award Finalist ... USBWA Ann Meyers Drysdale Award Finalist ... WBCA Wade Trophy Finalist ... ACC Player of the Year (Blue Ribbon Panel/Coaches) ... ACC Tournament Most Valuable Player ... Naismith Memorial Basketball Hall of Fame Women's Challenge Most Valuable Player ... All-ACC First Team (Blue Ribbon Panel/Coaches) ... All-ACC Defensive Team (Coaches) ... NCAA Women's Final Four All-Tournament Team ... NCAA Oklahoma City Regional All-Tournament Team ... All-ACC Tournament First Team ... espnW National Player of the Week (Dec. 15) ... Four-time ACC Player of the Week (Dec. 8; Dec. 15; Jan. 26; Feb. 23). **2014:** Associated Press All-America Second Team ... USBWA All-America Team ... WBCA Coaches' All-America Team ... espnW All-America Second Team ... Full Court Press All-America Second Team ... WBCA Wade Trophy Finalist ... Wooden Award Finalist ... Naismith Trophy Semifinalist ... WBCA Coaches' All-Region II Team ... NCAA Notre Dame Regional Most Valuable Player ... ACC Tournament Most Valuable Player ... All-ACC First Team (Blue Ribbon Panel/Coaches) ... All-ACC Defensive Team (Coaches) ... NCAA Women's Final Four All-Tournament Team ... NCAA Notre Dame Regional All-Tournament Team ... All-ACC Tournament First Team ... espnW National Player of the Week (Feb. 24) ... ACC Player of the Week (Feb. 24) ... ACC Academic Honor Roll. **2013:** USBWA National Freshman of the Year ... BIG EAST Freshman of the Year ... Honorable Mention All-BIG EAST ... BIG EAST All-Freshman Team (unanimous) ... BIG EAST Championship All-Tournament Team ... BIG EAST Freshman of the Week (Nov. 26, Dec. 10, Jan. 14, Feb. 25).

IN THE NOTRE DAME RECORD BOOK: Ranks fifth on Notre Dame's career scoring list with 1,909 points ... her 17.0 career points-per-game average is second-highest in school history behind current Fighting Irish associate coach Beth (Morgan) Cunningham (18.6 ppg. from 1993-97) ... holds the school record with seven career 30-point games ... ranks fifth with 35 career 20-point games ... stands seventh all-time at Notre Dame with 99 double-figure scoring games.

JUNIOR SEASON (2014-15): Fifth consensus first-team All-American in program history and first Notre Dame player to earn national player-of-the-year award (not specific to position or class) since Ruth Riley earned AP, Naismith and Sports Illustrated awards following 2000-01 season ... started all 39 games, scoring in double figures 38 times ... rang up 772 points to come within an eyelash of the school record (776) set by Katryna Gaither in 1996-97 ... averaged career highs of 19.8 points and 3.0 assists per game, plus 5.3 rebounds and 1.5 steals per game with two double-doubles ... led ACC with school record-tying 20 20-point games, while school-record four 30-point games likewise set the ACC standard ... ranked among the top 15 in the ACC in four statistical categories — scoring (2nd - also 27th in nation), free-throw percentage (17th - career-best .826), assists (12th) and assist/turnover ratio (12th - 1.20) ... in conference play, finished fourth in the ACC in scoring (19.0 ppg.) and free-throw percentage (.829), as well as 10th in assist/turnover ratio (1.16), 11th in assists (3.1 avg.) and 15th in steals (1.6 spg.) ...

averaged 22.8 ppg., 6.3 rpg., 3.2 avg. and 1.7 spg. in 15 games against Top 25 teams (three 30-point games/11 20-point games) ... scored 600 points for second consecutive season, fourth player in school history to have two 600-point seasons (first since Skylar Diggins in 2011-12 and 2012-13) ... first Notre Dame player in program's 38-year history to score 20 points in eight of first 10 games of season ... first player in school history to record back-to-back 30-point games (Dec. 6 vs. #3 Connecticut - 31 pts., Dec. 10 at #25 DePaul - 41 pts.) ... became the first Fighting Irish player since Charel Allen (Feb. 11-17, 2007) to tally three consecutive 25-point games (Dec. 3-10, 2014) ... needed only 19 minutes to score 20 points (5-6 FG, 10-11 FT) in season opener against UMass Lowell ... also shared game-high honors with five assists ... recorded seventh career double-double with game-high 28 points and team-best 11 rebounds at #15/17 Michigan State; also had game highs in free-throws (8) and field-goal attempts (25), while tying for game-high honors in field goals made (10) ... had balanced effort against Holy Cross with 17 points, six rebounds and five assists ... tallied game-high 23 points (8-12 FG), five rebounds and three steals in 20 minutes against Quinnipiac ... scored game-high 23 points (8-11 FG, 6-7 FT) in 23 minutes against Kansas ... led the way against #15/10 Maryland with her third "5-5-5" outing of the season (eighth of career), posting game highs of 27 points, eight rebounds and six assists, the latter tying her career high ... tied then-career highs (and posted game bests) with 31 points and four steals against #3 Connecticut; scored 15 points (5-5 FG, 3-3 3FG) in opening 9:47 as Irish jumped out to early 10-point lead ... tied school record for points in a game with a gutty, 41-point effort at #25 DePaul, including 15 of 18 from the free-throw line; sent game to overtime with a pair of free-throws with 13.5 seconds left in regulation, then made two game-winning foul shots with 5.3 seconds left in overtime; added season-high 12 rebounds for second double-double of year; highest scoring game by ACC player in 2014-15 and tied for 11th-highest in nation (one of 17 40-point games in Division I) ... despite cold shooting day (5-17 FG) at UCLA, turned in fourth "5-5-5" game of the year with 12 points, seven rebounds and a game- and career-high seven assists ... scored game-high 20 points (6-15 FG, 8-9 FT) and added team high-tying six rebounds in ACC opener against Florida State; had eight points in final three minutes, including old-fashioned three-point play on putback with 1:58 left, to seal Irish victory ... totaled game-high 25 points (9-15 FG, 2-3 3FG, 5-6 FT) and shared game-high honors with six assists, while adding four rebounds, career high-tying four steals and two blocks at #21/22 Syracuse ... scored team-high 27 points (18 in second half) at Miami, along with seven rebounds and two steals ... solid all-around effort against Boston College included 11 points, four assists, game-high three steals and three rebounds in 21 minutes ... despite fighting illness, managed eight points, six assists, three steals and two blocks at #12/10 North Carolina; ended 60-game streak scoring in double figures (March 12, 2013-Jan. 11, 2015), the second-longest run in program history ... recorded sixth 30-point outing of career with game-high 34 points (13-23 FG), plus five rebounds and four assists against #5/6 Tennessee; registered third-most points by Notre Dame player in Purcell Pavilion history, and most since Feb. 22, 2000 (Ruth Riley - 36 vs. Miami) ... turned in impressive effort against Georgia Tech with game-high 29 points (10-17 FG, 9-9 FT) and career high-tying seven assists; free-throw shooting percentage also was career best ... efficient game at Clemson featured game-high 17 points (6-7 FG; made final five shots after missing 3FG 4:16 into game) and eight rebounds in only 24 minutes ... scored 16 points (14 in the first half) and grabbed four rebounds at Virginia Tech ... totaled team-high 20 points, four rebounds and three assists against Wake Forest ... found alternate ways to contribute during cold shooting night (4-15 FG) against Virginia by scoring 14 points (6-8 FT) and dishing out four assists; also scored 500th point of season in 24th game, the fastest player to reach 500-point mark in a season in school history (Katryna Gaither needed 26 games in 1996-97) ... packed stat sheet at Boston College with 13 points, career-high five steals, four assists and four rebounds ... turned in balanced night in win over #10/11 Duke with game-high 21 points (career high-tying 4-8 3FG), six rebounds, game-high five assists and two steals ... put team on her back at Georgia

THIS IS NOTRE DAME
2015-16 SEASON PREVIEW
THE FIGHTING IRISH
COACHES AND STAFF
OPPONENTS
2014-15 SEASON IN REVIEW
RECORDS
HISTORY

Tech with game-high 31 points (10-22 FG, 10-11 FT); scored 23 points in second half en route to school-record fourth 30-point game of season and seventh of career in 100th career game; resulted in fourth ACC Player of the Week award of season, matching school record for conference player-of-the-week honors in one year (Jacqueline Batteast in 2004-05 while in BIG EAST) ... delivered efficient performance in victory over #8/7 Louisville, scoring game-high 20 points (6-12 FG) and grabbing seven rebounds; started for 100th time in her career ... led balanced attack on Senior Night against Pittsburgh with 16 points and five assists (one turnover) ... tied for game-high honors with 16 points (plus team high-tying five rebounds) in regular-season finale at N.C. State ... opened ACC Tournament with 16 points (2-2 3FG), eight rebounds and two steals in quarterfinal win over Miami ... delivered game-high 21 points (including 13 of Notre Dame's last 17 points in final 10:17), eight rebounds and three assists in ACC Tournament semifinals against #16 Duke ... locked up second consecutive ACC Tournament MVP award and All-ACC Tournament First Team accolades with game-high 18 points, seven rebounds and two steals in championship game victory over #7/6 Florida State; only second Notre Dame player ever to earn two conference tournament MVP award (Krissi Davis in Midwestern Collegiate Conference in 1989 and 1991) and just the seventh ACC player to do so (first since Duke's Jasmine Thomas in 2010 and 2011) ... scored game-high 18 points (9-14 FG) and added four assists in NCAA first-round win over Montana ... had tough shooting night in NCAA second-round win over DePaul, but still finished with 10 points (3-15 FG, 4-4 FT), five rebounds, three assists and game-high three steals ... rang up 21 points (17 in second half), six rebounds and game high-tying three steals in NCAA Sweet 16 win over #14/17 Stanford ... contributed 13 points, seven rebounds and four assists in NCAA Elite Eight win over #5/6 Baylor ... scored game-high 22 points along with five rebounds and three assists in NCAA Final Four win over #3/4 South Carolina ... collected 12 points and five rebounds in NCAA national championship game against #1 UConn.

SOPHOMORE SEASON (2013-14): Started all 37 games she played in, scoring in double figures in each game (tying Katryna Gaither's single-season school record) ... averaged team-high 18.6 points, plus 6.5 rebounds, 2.1 assists and team-high 1.6 steals per game with 13 20-point games, team-high three 30-point games and five double-doubles (all at or near career highs) ... ranked sixth in ACC in scoring, eighth in free throw percentage (.808), 10th in field goal percentage (.517), 13th in steals and 17th in rebounding ... ranked among top 10 on school's single-season lists for double-figure scoring games (tied-1st), consecutive double-figure scoring games in same season (1st), 30-point games (tied-1st), field goals made (2nd), points (3rd), field goals attempted (4th), double-doubles by a guard (tied-4th) and scoring average (7th) ... set ND record for most combined points by a player in first two seasons (1,137), topping Skylar Diggins' mark from 2009-11 (1,069) ... started off on right foot with second career double-double against UNC Wilmington, scoring 19 points (8-11 FG) and grabbing 11 rebounds, along with career-high three blocks in 21 minutes ... had third career 20-point game with a game-high 22 points against No. 19/18 Michigan State ... just missed third double-double and second in two games with nine boards ... also had four assists and career high-tying three steals ... posted game-high 22 points (9-14 FG) vs. Valparaiso ... 63 points in first three games most for ND player since '98 (Danielle Green - 66) ... solid performance against Duquesne with 16 points (8-12 FG), three rebounds, three assists and three steals in just 22 minutes ... strong at both ends of court in win at No. 10/11 Penn State, chipping in 17 points and eight rebounds ... tied career high with 10 made field goals at Michigan (20 pts, 10-14 FG) while adding four rebounds and three assists ... had one of best games of career against Central Michigan, registering second double-double of season with (then) career-high 30 points (on career-best 12-15 FG) and season high-tying 11 rebounds ... shared game-high scoring honors in team's ACC debut against Clemson with 16 points, while grabbing six rebounds ... strong and efficient at Pittsburgh with game-high 20 points (9-12 FG), career high-tying four steals and three assists ... dodged foul trouble to drop in 11 points (5-10 FG) at No. 11/10 Tennessee before suffering sprained knee (DNP vs. Miami) ... blistered nets in career performance at No. 8/6 Maryland with career-high 31 points and six assists, along with seven rebounds and two steals; tied career highs in made field goals (12) and attempted field goals (20) and set new career highs in free throws made (7) and attempted (8) ... turned in impressive all-around effort at No. 3 Duke, totaling 17 points (7-11 FG, 2-3 3FG), six rebounds, game-high five assists, career high-tying four steals and two blocks ... piled up 18 points (7-13 FG) and five rebounds at Florida State ... dismantled Syracuse with game-high 23 points (9-11 FG, 2-3 3FG), four rebounds and two steals in only 18 minutes ... chalked up 18 points (9-14 FG), team-high five rebounds, three assists and two steals at Boston College ... rang up game-high 27 points (11-17 FG, 2-2 3FG, 3-4 FT) and added nine rebounds against Georgia Tech ... posted third double-double of season at Wake Forest with game highs of 29 points (9-17 FG, career-high 10-12 FT) and 10 rebounds ... turned in third consecutive 20-point outing (fourth in five games) in rematch against No. 7 Duke, finishing with 21 points and making seven of her last 13 shots ... picked up fourth double-double of season in win over No. 14/11 North Carolina with 12 points and game-high 10 rebounds ... totaled 18 points (7-10 FG) and five rebounds at No. 13/17 N.C. State ... led team with 17 points (6-9 FG) and five rebounds in ACC quarterfinal victory over Florida State ... rang up 16 points (8-8 FT) and six rebounds in ACC semifinal win over No. 14/17 N.C. State ... sensational in ACC title game win over No. 10 Duke with game-high 26 points (10-16 FG), team-best seven rebounds and game-high three steals; scored 1,000th career point on first basket of game with 12:12 left in first half, becoming third ND player to hit milestone as sophomore (Morgan/Diggins), and third-fastest to do so overall (67 career games; Morgan and Matvey did so faster) ... named ACC Tournament MVP after averaging 19.7 points and 6.0 rebounds with .571 field goal percentage in three games ... first ND sophomore to be conference tournament MVP since 1989 (Krissi Davis - Midwestern Collegiate Conference) ... had 15 points (7-11 FG) and seven rebounds in NCAA first-round win over Robert



Morris ... did bit of everything in NCAA second round vs. Arizona State with 19 points, seven rebounds, three steals and two blocks ... piled up fifth double-double of season in NCAA Sweet 16 win over No. 21/18 Oklahoma State with 20 points (9-16 FG) and game-high (season-best) 12 rebounds, plus game-high three steals ... carried team to NCAA Elite Eight win over No. 5/6 Baylor with 30 points (career-high 12-27 FG) and five rebounds ... earned NCAA Notre Dame Regional MVP honors, second ND sophomore to be so honored (Diggins - 2011 Dayton Regional) ... posted near double-double in NCAA national semifinal victory vs. No. 11/9 Maryland with 16 points (6-11 FG) and nine rebounds ... canned pair of three-pointers to help spark first-half rally in NCAA national championship game vs. No. 1 Connecticut, ending up with 13 points and six rebounds to make Final Four All-Tournament Team.

2013 EUROPEAN TOUR: Traveled to Europe, but did not play in any of three games after suffering high ankle sprain in one of final practices before tour.

FRESHMAN SEASON (2012-13): Played in 36 games (starting 35), averaging 12.5 ppg., 5.2 rpg. and 2.1 apg. ... scored in double figures 24 times with one double-double and three "5-5-5" games ... ranked among BIG EAST leaders in free throw percentage (3rd - .820), offensive rebounds (10th - 2.6 orgg.), field goal percentage (.447) and scoring (25th) ... would have been second in conference in three-point percentage (.413), but wound up short of minimum of made three-pointers per game (1.0 3FGM/game) ... earned starting assignment in college debut at Carrier Classic against No. 19/21 Ohio State, finishing with five points and game-high 12 rebounds (most rebounds for Notre Dame player/freshman in season opener since 2005/Lindsay Schrader vs. Michigan) ... collected 13 points, four assists and two steals in home opener against UMass ... came off the bench against Mercer and sparkled in reserve role, tallying 19 points (8-10 FG), six rebounds and five assists in just 19 minutes ... back in the lineup at No. 19/22 UCLA and led the Fighting Irish to victory with team-high 19 points (8-12 FG, 2-3 3FG), seven rebounds and five assists in 36 minutes ... erupted for game-high 24 points and team-best seven rebounds against No. 3 Baylor, connecting on season-high 4-of-5 three-pointers (made her first four treys before missing on final try with 14 seconds left); scored most points by ND rookie against ranked team since 1/26/02 (Jacqueline Batteast - 26 vs. No. 16/17 Virginia Tech) and most by ND frosh against AP top-10 team since 2/19/00 (Alicia Ratay - 26 at No. 8/11 Rutgers) ... piled up 15 points, four rebounds and three steals against Utah State ... scored nine points, grabbed three rebounds and had career-high two blocks in just 19 minutes against Alabama A&M ... had productive game in a career-high 37 minutes of action against No. 22 Texas A&M, tallying 15 points, seven rebounds and two steals against the Aggies, including 11 points in the first half to help Irish erase early eight-point deficit ... had 13 points (6-6 FG, 1-1 3FG) and five rebounds in 14 minutes against Saint Francis (Pa.) — shooting performance was one made field goal away from qualifying for school record books (and tying school record for the best shooting day by a Fighting Irish freshman) ... made important contribution in BIG EAST debut at No. 1 Connecticut with 10 points and five rebounds, including pair of layups in final eight minutes as Notre Dame earned first-ever road win over a top-ranked opponent ... posted first career double-double in overtime win at

South Florida, tallying 18 points (12 in second half/overtime) and career-high 13 rebounds in 44 minutes; also matched personal high with three steals ... had efficient 14-point (6-8 FG, 2-2 3FG), five-rebound effort against Rutgers ... scored 14 points and added two steals against Georgetown ... turned in solid 14-point night at Pittsburgh, converting 6-of-11 shots (including 6-of-8 inside the arc) ... chipped in on the road at No. 9 Tennessee, scoring 10 points and grabbing six rebounds ... contributed balanced night at Villanova with 10 points, five rebounds, four assists and two steals ... tallied third "5-5-5" game of season (and nearly had second double-double) against No. 10/11 Louisville with 12 points, nine rebounds and career high-tying five assists ... had team-high 19 points (8-15 FG, 2-4 3FG) at DePaul ... missed first game of college career at Providence with concussion-like symptoms ... returned to lineup for regular-season finale against No. 3 Connecticut, playing career-high 54 minutes in triple-overtime win while collecting six points, six rebounds and team-high four assists; was clutch in third overtime, giving Irish lead for good on short jumper with 2:50 left, followed by two free throws 53 seconds later as part of 11-0 run that sealed win ... scored 14 points (4-9 FG, 5-6 FT), dished out four assists and grabbed three rebounds in BIG EAST Championship debut, a quarterfinal win over South Florida ... earned her spot on BIG EAST Championship All-Tournament Team by scoring 16 points (6-12 FG, 2-4 3FG) and collecting six rebounds in title-game win at No. 3 Connecticut; became just second ND freshman to make the BIG EAST Championship All-Tournament Team and first since Skylar Diggins in 2010 ... rang up career-high 27 points (career-high 10-15 FG, 6-6 FT) and six rebounds in NCAA Championship debut, a first-round win over Tennessee-Martin; point total was most by Notre Dame freshman in first NCAA tournament game since 2006 (Lindsay Schrader - 29 vs. Boston College) ... came back to post 14 points (5-11 FG, 2-3 3FG), three rebounds and three assists in NCAA second-round win at Iowa ... was sharp shooting from field in NCAA Sweet 16 win over Kansas, scoring 15 points (6-8 FG, 1-1 3FG, 2-2 FT) while grabbing four rebounds and dishing out three assists ... continued impressive NCAA postseason run with 17 points and eight rebounds in NCAA Elite Eight win over No. 5 Duke ... tallied 11 points and six rebounds in NCAA Women's Final Four semifinal game against No. 3 Connecticut ... averaged 16.8 points and 5.4 rebounds per game with .485 field goal percentage (32-of-66) and .545 three-point efficiency (6-of-11) in NCAA Championship.

HIGH SCHOOL: Graduated from Niles West High School in Skokie, Ill., where she was a four-year starter (combined record of 93-31, .750) for head coach Tony Konsewicz ... prior to her arrival, school had not won sectional title since 1981, conference title since 1985 and regional crown since 1998 — during her prep career, Niles West won three regional championships, two conference titles and one sectional crown ... career per-game statistical averages of 24.8 points, 11.9 rebounds, 4.7 assists, 3.2 steals and 2.2 blocks (along with 46 double-doubles in her final 62 games) ... only player in Illinois girls' high school basketball history (dating back to first sanctioned season in 1976-77) to rank among the top 12 for both career points (3,077 - 7th) and rebounds (1,478 - 12th), while also placing 18th in state history with 275 career blocks ... just the third Illinois prep player since 1993 to score 3,000 points, and only

THIS IS MORE GAME
2015-16 SEASON PREVIEW
THE FIGHTING IRISH
COACHES AND STAFF
OPPONENTS
2014-15 SEASON IN REVIEW

RECORDS

HISTORY

LOYD'S CAREER STATISTICS (ALL GAMES)

Season	GP-GS	Min.-Avg.	FG-FGA	Pct.	3FG-3FGA	Pct.	FT-FTA	Pct.	Off	Def	Tot	Avg.	PF-QD	A	T	B	S	Pts	Avg.
2012-13	36-35	1120-31.1	164-367	.447	31-75	.413	91-111	.820	93	94	187	5.2	55-0	76	76	11	35	450	12.5
2013-14	37-37	1104-29.8	267-516	.517	35-88	.398	118-146	.808	97	142	239	6.5	51-0	79	65	18	58	687	18.6
2014-15	39-39	1249-32.0	272-614	.443	33-107	.308	195-236	.826	56	152	208	5.3	44-0	118	98	17	59	772	19.8
TOTALS	112-111	3473-31.0	703-1497	.470	99-270	.367	404-493	.819	246	388	634	5.7	150-0	273	239	46	152	1909	17.0

LOYD'S CAREER STATISTICS (CONFERENCE GAMES)

Season	GP-GS	Min.-Avg.	FG-FGA	Pct.	3FG-3FGA	Pct.	FT-FTA	Pct.	Off	Def	Tot	Avg.	PF-QD	A	T	B	S	Pts	Avg.
2012-13	15-15	488-32.5	59-149	.396	10-30	.333	36-43	.837	34	45	79	5.3	22-0	31	34	6	16	164	10.9
2013-14	15-15	461-30.7	113-211	.536	18-38	.474	51-59	.864	40	49	89	5.9	20-0	35	24	6	27	295	19.7
2014-15	16-16	524-32.8	101-222	.455	15-45	.333	87-105	.829	21	56	77	4.8	22-0	50	43	8	26	304	19.0
TOTALS	46-46	1473-32.0	273-582	.469	43-113	.381	174-207	.841	95	150	245	5.3	64-0	116	101	20	69	763	16.6

the second Chicagoland player ever to reach that milestone (Pam Gant from 1977-81) ... holds school records in virtually all game, season and career categories ... as a senior in 2011-12, sparked Niles West to 22-9 record and Illinois Class 4A regional title ... averaged 26.9 ppg., 12.7 rpg. and 3.8 spg., with 22 double-doubles while shooting 50-percent from the field and 39-percent from the three-point line ... scored career-high 50 points (with 10 three-pointers; tied for fifth-most in a game in state history) against Maine West ... as a junior in 2010-11, helped Niles West to another 22-9 record and a spot in 4A sectional final ... averaged 30.1 ppg., 15.0 rpg., 4.5 spg., 4.1 apg. and 3.2 bpg., while registering 24 double-doubles (including one triple-double) and shooting 53-percent from the field ... had five 40-point games as a junior, including season-high 46 points against St. Francis ... as a sophomore in 2009-10, sparked team to 27-6 record and trip to Class 4A Elite Eight (super-sectionals), as well as a share of school's first Central Suburban League (CSL) title since 1985 ... averaged 22.8 ppg., 12.2 rpg., 3.6 apg., 2.1 spg. and 2.0 bpg. ... as a freshman in 2008-09, paced team to 22-7 record and berth in Class 4A regional final ... averaged 19.0 ppg., 5.0 rpg., 3.0 bpg. and 2.0 spg. ... was also a standout on the AAU circuit, playing for Midwest Elite (formerly Full Package) and coach Ralph Gesualdo (the same AAU program and coach that produced Notre Dame Class of 2015 guard Whitney Holloway) ... helped AAU teams to 189-10 record in her career, with per-game statistical averages of 24.0 points, 11.0 rebounds, 5.3 assists, 4.3 steals and 3.0 blocks ... led Midwest Elite to four titles during summer 2010 AAU season — U.S. Junior Nationals in Washington, D.C., USJN Mid-America Challenge (Champaign, Ill.), USJN Premier Invitational (Cincinnati, Ohio) and USJN Summer Final (Chicago) ... team also finished as runner-up at Nike Summer Showcase in Chicago.

PREP AWARDS/HONORS: Finalist for 2012 Naismith National High School Player of the Year award ... consensus high school All-America selection in 2012, earning top honors from McDonald's, WBCA, Parade and MaxPreps ... collected Most Valuable Player honors at 2012 WBCA High School All-America Game after registering game highs of 18 points (6-10 FG) and eight rebounds for the victorious White Team; joined Skylar Diggins (2009) as Notre Dame signees who earned MVP honors at the WBCA All-America Game ... garnered 2012 Illinois Player of the Year accolades from ESPNChicago.com and Champaign News-Gazette ... first runner-up for 2012 Illinois Miss Basketball honors ... MaxPreps honorable mention All-American (2011) ... ESPN/RISE Magazine Underclass All-American (2010) ... four-time all-state selection (2010, 2011, 2012 - first team; 2009 - second team, one of only two freshmen on the squad) ... four-time all-area pick (2009-12) ... Chicago Tribune Fabulous Freshman list (2009) ... four-time first-team all-conference choice (2009-12) ... attended Nike Skills Academy (2009) ... ranked No. 3 in Class of 2012 by Blue Star Basketball, All-Star Girls Report and Collegiate Girls Basketball Report ... ranked No. 4 by ESPN Hoopgurlz ... also was two-time all-state selection in tennis during first two prep seasons, playing primarily doubles (in 2010, was part of first Niles West HS team to reach Illinois state championships in nine years); won several youth-level tennis tournaments, beginning at age 10, before turning attention to basketball full-time after sophomore year of high school.

INTERNATIONAL COMPETITION: Earned gold medal as member of 2014 USA Basketball 3x3 World Championship Team that posted 9-0 record and took top honors at FIBA 3x3 World Championships in Moscow, Russia ... was second-leading scorer among all players in 24-team tournament at 7.3 ppg. ... added bronze medal in 2014 FIBA 3x3 World Championship Skills Challenge ... member of 2010 USA Basketball Under-17 World Championship Team that went 8-0 and captured the gold medal at the inaugural FIBA U17 World Championships in Toulouse, France ... averaged 8.6 points and 4.0 rebounds per game while shooting .460 from the field and .353 from the three-point line ... also participated in 2009 USA Basketball U16 National Team Trials.

PERSONAL DATA: Daughter of Gwendolyn Davis-Loyd and Calvin Loyd ... older brother, Jarryd, played professional basketball overseas after college career at Valparaiso University from 2004-08 ... among 15 players from Illinois to suit up for Notre Dame (through 2014-15), and the 14th from the Chicagoland area ... earned spot on 2013-14 ACC Academic Honor Roll ... team representative on the 2014-15 Notre Dame Student-Athlete Advisory Council (SAAC) ... elected to forego senior year at Notre Dame to enter 2015 WNBA Draft (league rule allows players to declare for draft if they turn 22 during calendar year of same season they enter draft) — chosen No. 1 overall by Seattle Storm (first Notre Dame athlete taken with top pick by American pro sports league since 1972 - Walt Patulski by NFL's Buffalo Bills) ... named 2015 WNBA Rookie of the Year (first Notre Dame recipient) and made 2015 WNBA All-Rookie Team (third Notre Dame player in as many years to make that squad).

LOYD'S CAREER HIGHS

- Points:** 41 at DePaul (12/10/14)
- Rebounds:** 13 at South Florida (1/8/13)
- Assists:** 7, twice (MR: vs. Georgia Tech, 1/22/15)
- Field-Goals:** 13 vs. Tennessee (1/19/15)
- Field-Goal Attempts:** 28 at DePaul (12/10/14)
- Three-Point Field-Goals:** 4, twice (MR: vs. Duke, 2/16/15)
- Three-Point Field-Goal Attempts:** 8, twice (MR: vs. Duke, 2/16/15)
- Free-Throws:** 15 at DePaul (12/10/14)
- Free-Throw Attempts:** 18 at DePaul (12/10/14)
- Steals:** 5 at Boston College (2/8/15)
- Blocked Shots:** 3 vs. UNC Wilmington (11/9/13)
- Minutes Played:** 54 vs. Connecticut (3/4/13)

MISCELLANEOUS

Double-doubles.....	8
Double-figure scoring games.....	99
40-point games.....	1
30-point games.....	7
20-point games.....	35
Double-figure rebound games.....	9





CAREER HONORS

2015: ACC Academic Honor Roll ... Team captain. **2012:** BIG EAST Freshman of the Week (Jan. 2).

SENIOR SEASON (2014-15): Team captain ... ACC Academic Honor Roll selection ... appeared in 30 games, earning two starts, while averaging 2.8 points and 2.2 rebounds per game with a career-high .561 field-goal percentage (second-highest on the team) ... enjoyed perfect shooting day against Holy Cross, making all four of her shots (eight points), while grabbing four rebounds and tying career high with three steals ... added seven points (5-6 FT) and three rebounds against Harvard ... had four points and four rebounds against Kansas ... turned in best game of young season with nine points (3-5 FG, 3-4 FT) and eight rebounds in a season-high 26 minutes against No. 15/10 Maryland ... earned second career start against No. 3 UConn (in place of injured Brianna Turner) and gathered team-high seven rebounds ... capitalized on playing time against Boston College with eight points (4-7 FG), six rebounds and two assists, tying or nearly tying season highs in all three categories ... scored five points (2-2 FG) at Clemson ... gave Fighting Irish presence down low against Wake Forest, totaling eight points and five rebounds in 14 minutes of action ... returned to starting lineup on Senior Night against Pittsburgh and responded with perfect shooting night, rolling up season-high 14 points (6-6 FG, 2-2 FT) in 14 minutes; scored eight points in opening 3:26 as Fighting Irish jumped out to 12-4 lead ... collected four points and five rebounds in seven minutes of action during NCAA first-round win over Montana.

JUNIOR SEASON (2013-14): Played in 36 games, averaging 2.3 points and 1.7 rebounds per contest ... totaled eight points (3-4 FG) and five rebounds in season opener against UNC Wilmington ... scored six points and grabbed five rebounds off the bench against No. 19/18 Michigan State ... matched (then) season high with five rebounds (plus three points) in victory over Duquesne ... totaled four points and three rebounds against UCLA ... contributed six points (3-3 FG) against Central Michigan ... scored six points (2-2 FG, 2-3 FT) and grabbed three rebounds against Boston College ... added six points (4-4 FT) and two rebounds off the bench at Pittsburgh ... earned significant time at No. 8/6 Maryland, contributing two points, three rebounds, two assists, one block and one steal in (then) season-high 19 minutes; had two of biggest hustle plays of night, grabbing tipped ND shot and putting in offensive rebound, then collecting loose ball on left wing and setting up Michaela Mabrey for clutch three-pointer with 3:18 left and ND leading by one ... tallied two points (1-1 FG), three rebounds (all offensive, all on same possession) and two assists at No. 3 Duke ... recorded season-high two steals at Boston College ... played in 100th career game against Florida State in ACC quarterfinals, tallying six points (2-2 FG, 2-2 FT) and three rebounds ... scored six points (2-4 FG, 2-2 FT) and added two assists and two steals in ACC semifinal win over No. 14/17 North Carolina State ... had three points, three rebounds and two assists in NCAA opener vs. Robert Morris ... also led stellar defensive effort on RMU's Artemis Spanou, holding national double-double leader to just seven points, six rebounds ... made key contributions off bench in NCAA Sweet 16 win over No. 21/18 Oklahoma State with six points (2-3 FG) and seven rebounds in 12 minutes ... picked perfect time for best game of year in NCAA national semifinal victory over No. 11/9 Maryland, helping fill void left by injured Natalie Achonwa by posting season highs of 12 points (4-6 FG, 4-4 FT) and nine rebounds in 23 minutes.

2013 EUROPEAN TOUR: Played in all three games (starting once) while logging 6.3 points and 4.7 rebounds per game ... registered nine points and six rebounds in first of two wins over French All-Star Team.

SOPHOMORE SEASON (2012-13): Played in 36 games (starting once), averaging career highs of 4.3 points and 4.2 rebounds per game with one double-double ...

scored in double figures three times ... had six points and seven rebounds (six at offensive end) in Carrier Classic win vs. No. 19/21 Ohio State ... earned first career start for home opener against UMass and responded with nine points and career-high four assists ... rang up (then) season-high 11 points (5-6 FG) and grabbed four rebounds in win over Mercer ... registered first double-double of year (second of career) vs. Utah State with 14 points and career high-tying 11 rebounds ... tallied seven points and career-high 14 rebounds (eight offensive) in 21 minutes against Alabama A&M ... dropped in season-high 20 points (7-14 FG, career-high 6-6 FT) and eight rebounds against Saint Francis (Pa.) ... scored four points, grabbed three rebounds and tied career high with four assists in 17 minutes against St. John's ... had four points and four rebounds at Pittsburgh ... tied career high with four assists against Providence, while adding two points and five rebounds ... played significant minutes at No. 9 Tennessee in place of foul-plagued Natalie Achonwa, grabbing eight boards and dishes out three assists ... had impressive 20 minutes against Cincinnati, scoring six points (3-4 FG) and snaring nine rebounds (six offensive) ... scored seven points (3-3 FG) and grabbed three rebounds at Seton Hall ... had four points, three rebounds (all offensive) and two steals at Marquette ... contributed three points and five rebounds in 11 minutes at DePaul ... helped fuel comeback win over No. 22/20 Syracuse, playing majority of first half (in place of Natalie Achonwa who was in foul trouble); had two points (buzzer-beating basket to end first half), four rebounds and two steals in nine minutes ... had another strong effort at Providence with five points (2-3 FG) and seven rebounds in 17 minutes ... offered two points and four rebounds in 15 minutes of triple-overtime win against No. 3 Connecticut ... scored nine points (2-2 FG, 5-6 FT) and grabbed four rebounds in BIG EAST semifinal win over No. 16/15 Louisville ... played critical role in BIG EAST Championship title-game win at No. 3 Connecticut, tying season high with 27 minutes and adding four points, four rebounds and two assists (came on when Natalie Achonwa was in foul trouble for the majority of the game and helped Notre Dame to its first BIG EAST postseason crown) ... in homecoming to state of Iowa, had four points, two rebounds and two assists in NCAA Championship first-round win over Tennessee-Martin ... turned in solid all-around effort in NCAA Sweet 16 win over Kansas with six points, five rebounds, two assists and two steals in 22 minutes ... collected six points, three rebounds and two steals in NCAA Women's Final Four semifinal game against No. 3 Connecticut.

FRESHMAN SEASON (2011-12): Played in 36 games, averaging 3.3 points and 2.1 rebounds per night with a .482 field goal percentage ... debuted with 12 points (5-10 FG) and seven rebounds against Akron ... first career double-double came against Indiana State with 14 points (6-9 FG) and season-high 11 rebounds while adding two blocks ... snared game-high eight rebounds in Junkanoo Jam win over USC ... sank 5-6 FT against Penn ... blocked two shots during a home rout of Marquette ... scored eight points and pulled down four rebounds vs. Longwood ... scored a career-high (and game-best) 24 points on 10-of-12 shooting and collected four rebounds in 20 minutes of action at Mercer ... named BIG EAST Freshman of the Week (Jan. 2) after averaging 16.0 points and 4.0 rebounds with a .542 FG% in two games that week ... went 5-for-6 at the foul line during a road win over Seton Hall ... six points and seven rebounds at Cincinnati ... tallied 11 points and season highs of three steals and two assists in win over Pittsburgh ... had first postseason stats with basket, rebound and blocked shot in BIG EAST semifinal win over No. 25 West Virginia ... tallied the first points of her NCAA Championship career by registering three points in a Sweet 16 victory over No. 21/25 St. Bonaventure ... played 19 minutes in NCAA national championship game against No. 1 Baylor, scoring two points and pulling in two rebounds.

HIGH SCHOOL: Graduated from East High School in Des Moines, Iowa, where she was coached by Sam Powell ... helped East to combined record of 87-10 (.897) during her career ... career per-game statistical averages of 12.7 points and 7.4 rebounds with .533 field goal percentage ... scored 1,193 points and grabbed 697 rebounds as a prep standout ... helped pace the Scarlets to Iowa Class 4A state title in 2011 following state runner-up finish in 2010 ... East posted 71-4 (.947) record during her final three seasons, when she averaged 13.7 points and 8.2 rebounds per game ... team also won two regional titles (2010, 2011) and four Central Iowa Metropolitan League (CIML) Metro Conference championships (2008-11) ... as a senior in 2010-11, paced East to perfect 26-0 record and Iowa Class 4A

THIS IS NOTRE DAME
2015-16 SEASON PREVIEW
THE FIGHTING IRISH
COACHES AND STAFF
OPPONENTS
2014-15 SEASON IN REVIEW
RECORDS
HISTORY

Departed Monogram Winners



championship (second in school history and first since 1979 during 6-on-6 player era) ... in final prep season, averaged 16.3 ppg. and 9.1 rpg., with .553 field goal percentage and .794 free throw percentage ... had balanced team-leading performance (16 points, eight rebounds, four steals) in 52-40 win over Iowa City West in 4A state title game ... in final three games of state tournament, averaged 21.7 points, 10.3 rebounds and 2.0 blocks per game with .634 field goal percentage ... team was ranked 47th in final MaxPreps national rankings and was one of 10 schools in country to be recognized on MaxPreps' Tour of Champions (another was Montini Catholic High School in Lombard, Illinois, a squad led by Notre Dame classmate Whitney Holloway) ... as a junior in 2009-10, helped East to a 25-1 record as team rolled to brink of state title before 38-35 loss to Linn-Mar in 4A championship game; finished season ranked fourth in the state ... averaged 12.8 ppg. and 8.5 rpg., while shooting .492 from the floor and .754 from the free throw line ... as sophomore in 2008-09, helped team to a 20-3 record while averaging 11.9 ppg. and 6.9 rpg. with .559 field goal percentage and .742 free throw percentage ... as freshman in 2007-08, contributed to team's 16-6 record, averaging 8.6 ppg. and 4.2 rpg. with .522 field goal percentage and .789 free throw percentage in 19 games ... found great success on the AAU circuit, playing for All Iowa Attack and coach Dickson Jensen ... program posted 120-10 (.923) record in her final three seasons ... averaged 12.0 ppg., 11.0 rpg., 3.0 bpg., in AAU play.

AWARDS/HONORS: Sporting News preseason honorable mention All-American (2010-11) ... three-time all-state selection by three different outlets (coaches, media and hybrid by Des Moines Register: first/second team - 2009 and 2010; consensus first team - 2011) ... captain of Iowa Class 4A All-Tournament Team and overall Most Valuable Player of the entire four-class Iowa girls' basketball state championship (2011) ... four-time first-team all-metro pick (2008-11) ... four-time all-district choice (2008-11) ... three-time all-conference selection (2009, 2010,

2011) ... ranked 51st by All-Star Girls Report (eighth among centers) ... ranked 53rd by Blue Star Basketball ... ranked 77th by Collegiate Girls Basketball Report (12th among power forwards).

PERSONAL DATA: First name is pronounced mar-KEE-shuh ... daughter of Nichole and Mark Wright ... has two brothers, Joseph Martin and Mark Wright, Jr. ... third Iowa resident to join the Notre Dame women's basketball program, and the first in two decades since the Liebscher sisters — Sheila (1979-81) and Sara (1987-91) — from Davenport, Iowa, played for the Fighting Irish; Sara Liebscher currently is a director of regional development at Notre Dame ... earned high school nickname of "Mom" for her maternal instincts while looking out for her teammates ... first cousin in former eight-time Major League Baseball All-Star slugger Darryl Strawberry, who played for 16 seasons with the New York Mets, Los Angeles Dodgers, San Francisco Giants and New York Yankees, winning four World Series titles, two National League Silver Slugger awards and the 1983 National League Rookie of the Year award ... second cousin is D.J. Strawberry, son of Darryl, and a standout college basketball player at Maryland from 2004-07 before being selected in the second round of the 2007 NBA Draft by the Phoenix Suns ... graduated in May 2015 from Notre Dame's College of Arts and Letters with her bachelor's degree in sociology ... earned certificate of merit for twice participating in Rosenthal Leadership Academy at Notre Dame (2013-14 and 2014-15) ... currently serves as graduate women's basketball team manager at Drake University (located in her hometown of Des Moines, Iowa) where she is pursuing her master's degree in leadership development.

WRIGHT'S CAREER HIGHS

- Points:** 24 at Mercer (12/30/11)
- Rebounds:** 14 vs. Alabama A&M (12/19/12)
- Assists:** 4, three times (MR: vs. Providence, 1/26/13)
- Field-Goals:** 10 at Mercer (12/30/11)
- Field-Goal Attempts:** 14 vs. Saint Francis (Pa.) (12/31/12)
- Three-Point Field-Goals:** None
- Three-Point Field-Goal Attempts:** None
- Free-Throws:** 6, twice (MR: vs. Saint Francis (Pa.), 12/31/12)
- Free-Throw Attempts:** 8 vs. Utah State (12/8/12)
- Steals:** 3, twice (MR: vs. Holy Cross, 11/23/14)
- Blocked Shots:** 2, twice (MR: vs. Marquette, 12/7/11)
- Minutes Played:** 29 vs. Indiana State (11/13/11)

MISCELLANEOUS

- Double-doubles 2
- Double-figure scoring games 9
- 20-point games 2
- Double-figure rebound games 3



WRIGHT'S CAREER STATISTICS (ALL GAMES)

Season	GP-GS	Min.-Avg.	FG-FGA	Pct.	3FG-3FGA	Pct.	FT-FTA	Pct.	Off	Def	Tot	Avg	PF-DQ	A	T	B	S	Pts	Avg.
2011-12	36-0	369-10.3	41-85	.482	0-0	.000	37-55	.673	28	49	77	2.1	35-0	11	20	9	10	119	3.3
2012-13	36-1	542-15.1	53-110	.482	0-0	.000	49-67	.731	81	69	150	4.2	45-0	34	32	13	14	155	4.3
2013-14	36-0	323-9.0	30-54	.556	0-0	.000	24-34	.706	34	27	61	1.7	37-0	16	21	3	14	84	2.3
2014-15	30-2	270-9.0	32-57	.561	0-0	.000	21-29	.724	23	42	65	2.2	23-0	13	15	5	9	85	2.8
TOTALS	138-3	1504-10.9	156-306	.510	0-0	.000	131-185	.708	166	187	353	2.6	140-0	74	88	30	47	443	3.2

WRIGHT'S CAREER STATISTICS (CONFERENCE GAMES)

Season	GP-GS	Min.-Avg.	FG-FGA	Pct.	3FG-3FGA	Pct.	FT-FTA	Pct.	Off	Def	Tot	Avg	PF-DQ	A	T	B	S	Pts	Avg.
2011-12	16-0	118-7.4	10-19	.526	0-0	.000	12-14	.857	8	18	26	1.6	8-0	5	8	2	6	32	2.0
2012-13	15-0	204-13.6	18-33	.545	0-0	.000	11-18	.611	28	29	57	3.8	13-0	13	12	3	5	47	3.1
2013-14	16-0	121-7.6	7-14	.500	0-0	.000	6-7	.857	11	5	16	1.0	16-0	8	7	1	5	20	1.3
2014-15	13-1	92-7.1	16-24	.667	0-0	.000	7-11	.636	9	13	22	1.7	13-0	6	5	1	3	39	3.0
TOTALS	60-1	535-8.9	51-90	.567	0-0	.000	36-50	.720	56	65	121	2.0	50-0	32	32	7	19	138	2.3

Team Single-Game Records



Brittany Mallory had five of Notre Dame's record-setting 36 steals in the 2010-11 season opener against New Hampshire.

5.	.792 (19-24; 2nd)	at Seton Hall	1/2/97
6.	.778 (N/A; 2nd)	vs. Xavier	2/9/85
7.	.774 (24-31; 2nd)	vs. Butler	2/12/91
8.	.750 (24-32; 2nd)	vs. Liberty	11/24/89
9.	.741 (20-27; 1st)	at Saint Louis	1/14/89
10.	.731 (19-26; 2nd)	at Loyola (Ill.)	2/4/95

Highest Field-Goal Percentage, First Half (min. 15 attempts)

1.	.824 (14-17)	at Wisconsin-Green Bay	12/4/87
2.	.800 (24-30)	at Mercer	12/30/11
3.	.741 (20-27)	at Saint Louis	1/14/89
4.	.720 (18-25)	at Michigan State	12/21/95
5.	.720 (18-25)	vs. Arizona	12/3/88
6.	.688 (22-32)	at Michigan	12/14/13
7.	.677 (21-31)	at St. John's	1/9/01
8.	.667 (18-27)	at Maryland	1/27/14
9.	.657 (23-35)	vs. Arizona	11/20/00
10.	.652 (15-23)	at West Virginia	2/22/11

3-POINT FIELD GOALS

Most 3-Point Field-Goals Made

1.	13	at Miami (Fla.)	1/2/02 (24 att.)
13	vs. St. John's	2/28/98 (20)	
3.	11	at Valparaiso	11/17/00 (19)
11	vs. St. John's	1/23/99 (25)	
11	vs. Miami (Fla.)	1/8/98 (20)	
11	at Pittsburgh	2/17/96 (20)	
7.	10	12 times	
		(MR: vs. Robert Morris 3/22/14 (18))	

Most 3-Point Field-Goals Attempted

1.	29	at Syracuse	1/30/10 (10 made)
2.	28	vs. Army	11/26/01 (10)
3.	26	vs. Syracuse	2/9/14 (10)
26	vs. Syracuse	3/3/02 (10)	
5.	25	vs. Michigan State	11/29/08 (8)
25	vs. Michigan	12/2/01 (8)	
25	at Rutgers	2/13/99 (8)	
25	vs. St. John's	1/23/99 (11)	
25	vs. Toledo	12/2/98 (8)	
10.	24	at Seton Hall	1/20/99 (10)

Highest 3-Point Percentage (min. 5 attempts)

1.	1.000 (5-5)	vs. Duke	11/17/04
2.	.875 (7-8)	at Boston College	11/23/08
3.	.857 (6-7)	vs. Illinois-Chicago	11/27/93

.857 (6-7)	vs. Xavier	1/29/91	
5.	.833 (5-6)	at Central Florida	11/25/89
6.	.800 (4-5)	vs. USC	12/27/99
.800 (4-5)	at Georgetown	2/10/96	
.800 (4-5)	vs. Georgetown	12/30/92	
9.	.769 (10-13)	at Rutgers	2/19/00
10.	.750 (9-12)	at UCLA	12/28/14
	at Pittsburgh	1/16/14	

Most Consecutive Games with a 3-Point Field-Goal:
93 (Feb. 12, 1997-Jan. 22, 2000)

FREE THROWS

Most Free-Throws Made

1.	43	at Mercer	12/30/11 (52 att.)
2.	37	vs. Wake Forest	11/27/10 (43)
3.	35	vs. Georgetown	1/15/13 (38)
4.	33	vs. West Virginia	2/4/07 (39)
33	vs. George Washington	3/19/00 (45)	
33	vs. Marquette	2/20/88 (42)	
7.	32	vs. Quinnipiac	11/25/14 (40)
32	vs. Purdue	12/10/97 (40)	
9.	31	three times	
		(MR: vs. West Virginia 1/7/99 (39))	

Most Free-Throws Attempted

1.	52	at Mercer	12/30/11 (43 made)
2.	46	vs. Xavier	2/8/86 (26)
46	vs. Connecticut	1/15/01 (26)	
4.	45	vs. George Washington	3/19/00 (33)
5.	43	vs. Wake Forest	11/27/10 (37)
43	vs. Illinois	11/24/98 (31)	
43	vs. Georgetown	2/18/98 (28)	
8.	42	vs. Marquette	2/20/88 (33)
9.	41	at South Florida	2/5/11 (28)
10.	40	four times	
		(MR: vs. Quinnipiac 11/25/14 (32))	

Highest Free-Throw Percentage (min. 10 attempts)

1.	1.000 (18-18)	at Valparaiso	11/30/04
1.000 (13-13)	vs. Stanford	3/27/15	
3.	.960 (24-25)	vs. Marquette	12/1/93
4.	.950 (19-20)	vs. Tennessee-Martin	3/24/13
.950 (19-20)	at St. John's	1/14/03	
6.	.947 (18-19)	at North Carolina State	3/2/14
7.	.944 (17-18)	at Louisville	2/20/12
.944 (17-18)	vs. Villanova	1/16/08	
9.	.941 (16-17)	at Pittsburgh	1/23/13
10.	.938 (15-16)	vs. Connecticut	1/27/08
.938 (15-16)	vs. La Salle	2/17/94	

REBOUNDS

Most Rebounds

1.	74	vs. IPFW	1/24/78
2.	67	vs. Duke	11/21/98
67	at Georgetown	12/30/93	
67	vs. Grace	1/31/78	
5.	66	vs. Southeast Missouri	1/2/11
6.	65	vs. Cleveland State	1/20/87
7.	64	vs. Holy Cross	11/23/14
64	vs. Chicago State	1/11/80	
9.	62	vs. Alcorn State	3/17/01
62	vs. Clark	11/11/78	

ASSISTS

Most Assists

1.	38	vs. Saint Francis (Pa.)	12/31/12
38	vs. Marquette	12/21/90	
3.	34	vs. Detroit	2/15/90
34	vs. Marquette	1/31/87	

5.	33	vs. Pittsburgh	1/17/12
6.	32	vs. Michigan State	12/11/99
7.	31	vs. UCLA	12/7/13
31	vs. Arkansas-Pine Bluff	11/15/09	
31	vs. Arizona	11/20/00	
10.	30	vs. Central Michigan	12/22/13
30	vs. Evansville	11/26/90	

BLOCKED SHOTS

Most Blocked Shots

1.	18	at Bradley	2/18/83
2.	16	vs. Boston College	2/10/02
3.	13	vs. Marquette	12/22/01
13	at St. John's	1/9/01	
5.	12	at South Florida	1/8/13
12	vs. Michigan State	12/2/04	
12	vs. Georgetown	1/29/00	
12	at Marquette	12/13/85	
12	vs. Pacific Lutheran	3/12/80	
10.	11	six times	
		(MR: vs. Purdue 4/1/01)	

STEALS

Most Steals

1.	36	vs. New Hampshire	11/12/10
2.	29	vs. Akron	11/11/11
29	at Saint Louis	1/31/91	
29	vs. Xavier	2/9/85	
5.	27	vs. Grace	1/31/78
6.	26	vs. Longwood	12/28/11
26	vs. Morehead State	11/15/10	
8.	25	vs. Indiana State	11/13/11
9.	24	three times	
		(MR: at Valparaiso 12/20/10)	

TURNOVERS

Fewest Turnovers

1.	3	at Maryland	11/16/07
2.	6	at Michigan State	11/19/14
6	at DePaul	2/12/06	
6	vs. Toledo	12/19/88	
5.	7	vs. Clemson	1/5/14
7	vs. Baylor	4/3/12	
7	vs. Virginia Tech	1/26/02	
8.	8	seven times	
		(MR: at Marquette 2/7/13)	

Most Turnovers

1.	50	vs. Michigan	12/8/79
2.	42	at Michigan State	12/21/95
3.	41	vs. Purdue	12/4/92
4.	40	at Georgia	12/8/91
5.	38	at Michigan State	2/26/81
6.	37	at South Carolina	2/20/82
37	at Illinois	2/16/82	
8.	36	three times	
		(MR: vs. Miami (Ohio) 1/17/81)	

FOULS

Most Fouls

1.	35	vs. Hawaii	3/22/81
2.	34	at St. Joseph's (Ind.)	2/17/81
3.	33	at South Florida	1/13/07
33	vs. IPFW	1/24/78	
5.	32	at Wisconsin	12/8/97
32	at Dayton	2/23/89	
7.	31	vs. Butler	1/22/94
31	vs. St. Joseph's (Ind.)	1/16/80	
9.	30	four times	
		(MR: at Baylor 11/20/11)	



More than 25 years later, Karen Robinson still holds the Notre Dame record for field-goal accuracy in a single game, going a perfect 12 for 12 at Saint Louis on Jan. 14, 1989.

POINTS

Most Points

1.	41	Jewell Loyd at DePaul	12/10/14
	41	Ruth Riley at Providence	1/30/99
3.	40	Katryna Gaither vs. Ohio	11/29/96
4.	36	three times	
		(MR: Ruth Riley vs. Miami (Fla.))	2/22/00
		(full list of 30-point scorers on pp. 123)	

FIELD GOALS

Most Field-Goals Made

1.	18	Ruth Riley at Providence	1/30/99 (22 att.)
2.	17	Katryna Gaither vs. Ohio	11/29/96 (22)
3.	16	Katryna Gaither vs. Providence	1/14/96 (22)
4.	16	Katryna Gaither vs. Cleveland State	1/9/95 (20)
5.	15	Michelle Marciniak at Georgia	12/8/91 (21)
6.	14	eight times	
		(MR: Charel Allen vs. St. John's)	1/16/07 (19)

Most Field-Goals Attempted

1.	31	Skyler Diggins vs. Connecticut	3/4/13
	31	Beth Morgan at Connecticut	3/4/97
3.	30	Shari Matvey vs. Chicago State	1/11/80
4.	28	Jewell Loyd at DePaul	12/10/14
	28	Kayla McBride vs. Connecticut	3/4/13
	28	Shari Matvey at Michigan State	2/26/81
7.	27	Jewell Loyd vs. Connecticut	12/6/14
	27	Jewell Loyd vs. Baylor	3/31/14
	27	Skyler Diggins vs. Texas A&M	12/21/12
10.	26	three times	
		(MR: Skyler Diggins at Tennessee)	1/28/13

Highest Field-Goal Percentage

(min. 7 attempts)

1.	1.000 (12-12)	Karen Robinson at Saint Louis	1/14/89
	1.000 (9-9)	Crystal Erwin vs. Washington	12/11/04
	1.000 (9-9)	Sandy Botham vs. Evansville	2/28/86
	1.000 (8-8)	Taya Reimer vs. Louisville	2/23/15
	1.000 (8-8)	Kayla McBride vs. South Dakota St.	1/2/14
	1.000 (8-8)	Skyler Diggins at Mercer	12/30/11
	1.000 (8-8)	Rosanne Bohman at Texas	3/17/97
	1.000 (8-8)	Annie Schwartz at Loyola (Ill.)	11/28/87
	1.000 (7-7)	seven times	
		(MR: Teresa Borton vs. West Virginia 2/1/03)	

3-POINT FIELD GOALS

Most 3-Point Field-Goals Made

1.	8	Sheila McMillen vs. St. John's	2/28/98 (12 att.)
2.	7	Alicia Patay at Providence	2/16/03 (9)
	7	Alicia Patay vs. Syracuse	3/3/02 (14)
	7	Alicia Patay at Miami (Fla.)	1/2/02 (9)
	7	Alicia Patay at Rutgers	2/19/00 (7)

6. 6 11 times
(MR: Michaela Mabrey at Boston Coll. 2/8/15 (9))

Most 3-Point Field-Goals Attempted

1.	15	Sheila McMillen vs. St. John's	1/23/99 (16 made)
2.	14	Michaela Mabrey vs. Syracuse	2/9/14 (6)
		Alicia Patay vs. Syracuse	3/3/02 (7)
		Sheila McMillen vs. Syracuse	2/17/99 (6)
		Sheila McMillen at Rutgers	2/13/99 (6)
6.	13	Sheila McMillen vs. West Virginia	1/7/99 (5)
	13	Sheila McMillen vs. Toledo	12/2/98 (6)
	8.	three times	
		(MR: Ashley Barlow at Syracuse	1/30/10 (4))

Highest 3-Point Percentage (min. 4 attempts)

1.	1.000 (7-7)	Alicia Patay at Rutgers	2/19/00
	1.000 (5-5)	Sheila McMillen vs. Connecticut	12/8/98
	1.000 (4-4)	nine times	
		(MR: Michaela Mabrey vs. Baylor 3/29/15)	

FREE THROWS

Most Free-Throws Made

1.	18	Natalie Novosel vs. California	3/20/12 (20 att.)
	18	Ruth Riley vs. Miami (Fla.)	2/22/00 (23)
3.	15	Jewell Loyd at DePaul	12/10/14 (18)
	15	Beth Morgan vs. Georgetown	1/25/97 (16)
	15	Krissi Davis at Butler	1/7/91 (16)
6.	14	Beth Morgan at Texas	3/17/97 (18)
7.	13	Ashley Barlow vs. Prairie View	12/28/06 (13)
	13	Ruth Riley vs. Connecticut	1/15/01 (13)
9.	12	seven times	
		(MR: Natalie Novosel vs. South Fla.	2/25/12 (12))

Most Free-Throws Attempted

1.	23	Ruth Riley vs. Miami (Fla.)	2/22/00 (18 made)
2.	20	Natalie Novosel vs. California	3/20/12 (18)
3.	18	Jewell Loyd at DePaul	12/10/14 (15)
	18	Skyler Diggins vs. West Virginia	2/12/12 (12)
	18	Beth Morgan at Texas	3/17/97 (14)
	18	Janice Crowe vs. Concordia	12/6/80 (9)

7. 16 five times
(MR: Brianna Turner at North Carolina 1/15/15 (9))

Highest Free-Throw Percentage

(min. 10 attempts)

1.	1.000 (13-13)	Ashley Barlow vs. Prairie View	12/28/06
	1.000 (13-13)	Ruth Riley vs. Connecticut	1/15/01
	1.000 (12-12)	Natalie Novosel vs. South Fla.	2/25/12
	1.000 (12-12)	Charel Allen vs. Oklahoma	3/25/08
	1.000 (12-12)	Kelley Siemon at UCLA	11/30/97
	1.000 (10-10)	eight times	
		(MR: Jacqueline Batteast vs. Villanova 1/24/04)	

REBOUNDS

Most Rebounds

1.	22	Jane Politiski vs. Goshen	2/13/78
2.	21	Jane Politiski at Marion	2/16/79
	21	Jane Politiski at Indiana Tech	2/15/78
4.	20	Natalie Achonwa vs. South Florida	3/10/13
	20	Heidi Bunek at DePaul	1/20/88
	20	Jane Politiski vs. Vincennes	3/4/78
7.	19	Jane Politiski vs. Saint Mary's (Ind.)	2/20/78

8. 18 nine times
(MR: Brianna Turner at North Carolina 1/15/15)

ASSISTS

Most Assists

1.	17	Mary Gavin vs. Marquette	2/28/87
2.	15	Mary Gavin vs. Northern Illinois	12/15/85
3.	14	Skyler Diggins vs. St. Francis (Pa.)	12/31/12
	14	Mary Gavin vs. Marquette	1/31/87
4.	13	eight times	
		(MR: Niele Ivey vs. North Carolina	12/4/99)

BLOCKED SHOTS

Most Blocked Shots

1.	11	Amanda Barksdale vs. Boston College	2/10/02
2.	8	Amanda Barksdale vs. Marquette	12/22/01
	8	Ruth Riley vs. Duke	11/21/98
	8	Shari Matvey at Wisconsin-La Crosse	3/15/80

5. 7 11 times
(MR: Brianna Turner vs. Louisville 2/23/15)

STEALS

Most Steals

1.	10	Mary Gavin vs. Marquette	1/31/87
2.	8	six times	
		(MR: Ashley Barlow vs. Cincinnati	1/31/09)
8.	7	24 times	
		(MR: Kaila Turner vs. Alabama A&M	12/19/12)

TRIPLE-DOUBLES

Mary Gavin vs. Marquette – Jan. 31, 1987 (11p, 14a, 10s)
Sara Liebscher vs. Detroit – Feb. 15, 1990 (17p, 12r, 10a)
Skyler Diggins vs. Maryland – March 27, 2012 (22p, 10c, 11a)
(NCAA Raleigh Regional Final - Raleigh, N.C.)
Skyler Diggins at DePaul – Feb. 24, 2013 (17p, 10r, 10a)

Current players listed in **boldface**



Charel Allen's 35-point outburst in the second round of the 2008 NCAA Championship against Oklahoma included a perfect 12-for-12 performance at the free-throw line.

THIS IS NOTRE DAME

2015-16 SEASON PREVIEW

THE FIGHTING IRISH

COACHES AND STAFF

OPPONENTS

2014-15 SEASON IN REVIEW

RECORDS

HISTORY



On a December afternoon in 2004, Crystal Erwin earned a spot in Notre Dame history, tying Sandy Botham's arena record by going nine for nine from the floor and scoring a career-high 24 points in a victory over Washington.

POINTS

Most Points, Individual			
1.	36	Ruth Riley vs. Miami (Fla.)	2/22/00
	36	Ruth Riley vs. Providence	1/10/99
	34	Jewell Loyd vs. Tennessee	1/19/15
	34	Katryna Gaither vs. Cleveland State	1/9/95
	34	Katryna Gaither vs. Syracuse	1/10/96
Most Points, Team			
1.	128	vs. Saint Francis (Pa.)	12/31/12
	120	vs. Pittsburgh	1/17/12
	112	vs. Quinnipiac	11/25/14
	111	vs. West Virginia	1/7/89
	109	vs. Utah State	12/8/12
	109	vs. Providence	1/24/98
	109	vs. Marquette	12/21/90
Fewest Points, Team			
1.	38	vs. Villanova	1/24/04
	39	vs. Louisiana Tech	2/11/83
	41	vs. Purdue	12/4/92
	42	vs. Valparaiso	11/18/01
	45	twice	(MR: vs. Villanova 2/26/02)
Most Points, Opponent Individual			
1.	35	Shelly Pennefather (Villanova)	2/11/84
	34	Aisha Jefferson (Michigan State)	11/29/08
	34	Debra Powell (Nebraska)	2/25/82
	33	Odyssey Sims (Baylor)	3/31/14
	32	twice	(MR: Nadine Malcolm (Providence) 12/7/96)
Most Points, Opponent Team			
1.	124	South Carolina	1/31/81
	106	Connecticut	12/8/98
	105	Tennessee	1/7/94
	98	Nebraska	2/25/82
	93	twice	(MR: Illinois 11/24/98)
Fewest Points, Opponent Team			
1.	21	Southeast Missouri State	1/2/11
	25	Grace	1/31/78
	26	Longwood	12/28/11
	28	Morehead State	11/15/10
	29	three times	(MR: Holy Cross 11/23/14)

FIELD-GOALS

Most Field-Goals Made				
1.	16	Katryna Gaither vs. Cleveland State	1/9/95 (20 att.)	
	14	Charel Allen vs. St. John's	1/16/07 (19)	
	14	Trena Keys vs. Northern Illinois	12/15/85 (19)	
	14	Shari Matvey vs. Mount St. Joseph	1/26/80 (19)	
	13	five times	(MR: Jewell Loyd vs. Tennessee 1/19/15 (23))	
Most Field-Goals Made, Team				
1.	48	vs. Pittsburgh	1/17/12 (74 att.)	
	47	vs. Saint Francis (Pa.)	12/31/12 (76)	
	44	vs. Marquette	12/21/80 (73)	
	44	vs. Butler	2/28/85 (69)	
	43	vs. Detroit	2/15/90 (72)	
Most Field-Goals Made, Opponent Individual				
1.	17	Shelly Pennefather (Villanova)	2/11/84 (24 att.)	
	14	Aisha Jefferson (Michigan State)	1/29/08 (28)	
	13	four times	(MR: Kara Wolters (Connecticut) 1/18/96 (18))	
Most Field-Goals Made, Opponent Team				
1.	55	South Carolina	1/31/81 (82 att.)	
	40	Nebraska	2/25/82 (77)	
	39	Tennessee	2/3/88 (63)	
	39	Miami (Ohio)	1/17/81 (63)	
	38	Connecticut	12/8/98 (68)	
Most Field-Goals Attempted				
1.	31	Skylar Diggins vs. Connecticut	3/4/13 (11 made)	
	28	Kayla McBride vs. Connecticut	3/4/13 (11)	
	27	Jewell Loyd vs. Connecticut	12/6/14 (10)	
	27	Jewell Loyd vs. Baylor	3/31/14 (12)	
	25	four times	(MR: Kayla McBride vs. Duke 2/23/14 (25))	
Most Field-Goals Attempted, Team				
1.	97	vs. Grace	1/31/78 (31 made)	
	93	vs. IPFW	1/24/78 (31)	
	91	vs. Clark	11/11/78 (31)	
	89	vs. Connecticut	3/4/13	
	88	vs. Saint Louis	2/19/91 (39)	
	88	vs. Concordia	12/6/80 (35)	
Most Field-Goals Attempted, Opponent Individual				
1.	28	Crystal Bradford (Central Michigan)	12/22/13 (12 made)	
	28	Aisha Jefferson (Michigan State)	11/29/08 (14)	
	28	Cornelia Gayden (LSU)	12/19/93 (12)	
	27	Lena Williams (DePaul)	12/31/01 (6)	
	26	Odyssey Sims (Baylor)	3/31/14 (12)	
Most Field-Goals Attempted, Opponent Team				
1.	90	Mount St. Joseph	1/26/80 (32 made)	
	83	Georgia Tech	2/17/14 (26)	
	83	Marquette	11/26/91 (27)	
	82	South Carolina	1/21/81 (55)	
	80	Miami (Fla.)	1/11/03 (29)	
Highest Field-Goal Percentage (min. 7 attempts)				
1.	1,000 (9-9)	Crystal Erwin vs. Washington	12/11/04	
	1,000 (9-9)	Sandy Botham vs. Evansville	2/28/86	
	1,000 (8-8)	Taya Reimer vs. Louisville	2/23/15	
	1,000 (8-8)	Kayla McBride vs. South Dakota St.	1/2/14	
	1,000 (7-7)	four times	(MR: Teresa Barton vs. West Virginia 2/1/03)	
Highest Field-Goal Percentage, Team (min. 40 attempts)				
1.	.702 (40-57)	vs. Xavier	2/9/85	
	.680 (34-50)	vs. Boston College	2/12/97	
	.672 (39-58)	vs. Xavier	2/8/86	
	.649 (48-74)	vs. Pittsburgh	1/17/12	
	.644 (29-45)	vs. SMU	1/17/82	
Highest Field-Goal Percentage, Opponent Individual (min. 7 attempts)				
1.	1,000 (10-10)	Nykesha Sales (Connecticut)	12/6/97	
	2.	909 (10-11)	Rita Johnson (South Carolina)	1/31/81
	3.	867 (13-15)	Bindgette Gordon (Tennessee)	2/3/88
	4.	857 (6-7)	Chelsea Lee (Rutgers)	2/12/11
	5.	818 (9-11)	Barbara Turner (Connecticut)	1/20/03

Highest Field-Goal Percentage, Opponent Team (min. 40 attempts)

1.	.673 (37-55)	Tennessee	1/7/94
2.	.671 (55-82)	South Carolina	1/31/81
3.	.619 (39-63)	Tennessee	2/3/88
	.619 (39-63)	Miami (Ohio)	1/17/81
5.	.609 (28-46)	Miami (Ohio)	2/17/91

3-POINT FIELD-GOALS

Most 3-Point Field-Goals Made				
1.	6	eight times	(MR: Michaela Mabrey vs. Syracuse 2/9/14 (14 att.))	
Most 3-Point Field-Goals Made, Team				
1.	11	vs. St. John's	1/23/99 (25 att.)	
	11	vs. Miami (Fla.)	1/8/98 (20)	
	10	five times	(MR: vs. Syracuse 2/9/14 (26))	
Most 3-Point Field-Goals Made, Opponent Individual				
1.	7	Angie Bjorklund (Tennessee)	1/5/08 (9 att.)	
	7	Andrea Morgan (DePaul)	2/28/88 (13)	
	6	Anne Boese (IPFW)	12/8/09 (8)	
	5	14 times	(MR: Kalena Mosqueda-Lewis (Connecticut) 3/4/13 (9))	
Most 3-Point Field-Goals Made, Opponent Team				
1.	13	Boston College	1/11/15 (22 att.)	
	13	DePaul	1/17/06 (29)	
	11	five times	(MR: IPFW 12/8/09 (22))	
Most 3-Point Field-Goals Attempted				
1.	15	Sheila McMillen vs. St. John's	1/23/99 (6 made)	
	14	Sheila McMillen vs. Syracuse	2/9/14 (6)	
	14	Sheila McMillen vs. West Virginia	1/17/99 (6)	
	13	Sheila McMillen vs. Toledo	12/2/98 (6)	
Most 3-Point Field-Goals Attempted, Team				
1.	28	vs. Army	11/26/01 (10 made)	
	26	vs. Syracuse	2/9/14 (10)	
	25	three times	(MR: vs. St. John's 1/23/99 (11))	
Most 3-Point Field-Goals Attempted, Opponent Individual				
1.	16	Lena Williams (DePaul)	12/31/01 (3 made)	
	13	Christie Lambert (West Virginia)	1/7/99 (5)	
	13	Casey Rost (Western Michigan)	12/12/01 (2)	
	12	Ann Strother (Connecticut)	1/12/05 (3)	
	12	Jessica Richter (Syracuse)	1/5/05 (5)	
Most 3-Point Field-Goals Attempted, Opponent Team				
1.	41	Alcorn State	3/17/01 (9 made)	
	34	DePaul	3/22/15 (10)	
	33	Connecticut	1/15/01 (11)	
	32	Southeast Missouri State	1/21/11 (6)	
	29	DePaul	1/17/06 (13)	
	29	Syracuse	1/5/05 (9)	
Highest 3-Point Percentage (min. 4 attempts)				
1.	1,000 (5-5)	Sheila McMillen vs. Connecticut	12/8/98	
	1,000 (4-4)	Brittany Mallory vs. Hartford	11/17/11	
	1,000 (4-4)	Audrey Gomez vs. Dayton	2/13/93	
	1,000 (4-4)	Coquese Washington vs. Xavier	1/29/91	
5.	.833 (5-6)	seven times	(MR: Mychal Johnson vs. Chattanooga 11/21/14)	
Highest 3-Point Percentage, Team (min. 5 attempts)				
1.	1,000 (5-5)	vs. Duke	11/17/04	
	2.	.857 (6-7)	vs. Illinois-Chicago	11/27/93
	.857 (6-7)	vs. Xavier	1/29/91	
	4.	.800 (4-5)	vs. USC	12/27/99
	.800 (4-5)	vs. Georgetown	12/30/92	

Highest 3-Point Percentage, Opponent Individual (min. 4 attempts)

1. 1.000 (4-4) four times
(MR: Kayla Cook (Cincinnati) 2/26/11)
5. .833 (5-6) Megan Thorburn (Bowling Green) 11/13/06

Highest 3-Point Percentage, Opponent Team (min. 5 attempts)

1. .875 (7-8) Tennessee 1/7/94
2. 800 (4-5) Toledo 12/19/88
3. .714 (5-7) Syracuse 1/5/00
5. .700 (7-10) UCLA 12/22/89
- twice (MR: Providence 1/5/02)

FREE-THROWS

Most Free-Throws Made

1. 18 Natalie Novosel vs. California 3/20/12 (20 att.)
- 18 Ruth Riley vs. Miami (Fla.) 2/22/00 (23)
3. 15 Beth Morgan vs. Georgetown 1/25/97 (16)
4. 13 Ashley Barlow vs. Prairie View 12/28/06 (13)
- 13 Ruth Riley vs. Connecticut 1/15/01 (13)

Most Free-Throws Made, Team

1. 37 vs. Wake Forest 11/27/10 (43 att.)
2. 35 vs. Georgetown 1/15/13 (38)
3. 33 vs. West Virginia 2/4/07 (39)
- 33 vs. George Washington 3/19/00 (45)
5. 32 vs. Quinnipiac 11/25/14 (40)
- 32 vs. Purdue 12/10/97 (40)

Most Free-Throws Made, Opponent Individual

1. 15 Nadine Malcolm (Providence) 12/7/96 (16 att.)
2. 13 Liz Zeller (TCU) 12/13/90 (16)
3. 12 six times
(MR: Epiphanny Prince (Rutgers) 1/27/09 (12))

Most Free-Throws Made, Opponent Team

1. 32 Illinois 11/24/98 (37 att.)
- 32 Boston College 2/12/97 (41)
- 32 La Salle 1/5/92 (44)
4. 31 Illinois-Chicago 1/23/83 (39)
5. 29 twice
(MR: Michigan State 12/2/04 (33))

Most Free-Throws Attempted

1. 23 Ruth Riley vs. Miami (Fla.) 2/22/00 (18 made)
2. 20 Natalie Novosel vs. California 3/20/12 (18)
3. 18 Skylar Diggins vs. West Virginia 2/12/12 (12)
- 18 Janice Crowe vs. Concordia 12/6/80 (9)
5. 16 Kelley Siemon vs. Connecticut 1/15/01 (3)
- 16 Beth Morgan vs. Georgetown 1/25/97 (15)

Most Free-Throws Attempted, Team

1. 46 vs. Connecticut 1/15/01 (26 made)
- 46 vs. Xavier 2/8/86 (26)
3. 45 vs. George Washington 3/19/00 (33)
4. 43 vs. Wake Forest 11/27/10 (37)
- 43 vs. Illinois 11/24/98 (31)
- 43 vs. Georgetown 2/18/98 (28)

Most Free-Throws Attempted, Opponent Individual

1. 16 Nadine Malcolm (Providence) 12/7/96 (15 made)
- 16 Liz Zeller (TCU) 12/13/90 (13)
3. 15 Katie Donovan (Illinois State) 11/13/04 (10)
- 15 Holly Porter (Boston College) 2/12/97 (12)
- 15 Zan Jefferies (Indiana) 12/6/80 (6)

Most Free-Throws Attempted, Opponent Team

1. 44 La Salle 1/5/92 (32 made)
2. 42 Tennessee 12/3/89 (28)
3. 41 Boston College 2/12/97 (32)
- 41 Butler 1/22/94 (29)
5. 40 St. Joseph's (Ind.) 1/16/80 (24)

Highest Free-Throw Percentage (min. 10 attempts)

1. 1.000 (13-13) Ashley Barlow vs. Prairie View 12/28/06
- 1.000 (13-13) Ruth Riley vs. Connecticut 1/15/01
- 1.000 (12-12) Natalie Novosel vs. South Florida 2/25/12
- 1.000 (10-10) Jacqueline Batteast vs. Villanova 1/24/04
- 1.000 (10-10) Karen Robinson vs. Evansville 2/3/90
- 1.000 (10-10) Karen Robinson vs. Marquette 1/18/90

Highest Free-Throw Percentage, Team (min. 15 attempts)

1. .960 (24-25) vs. Marquette 12/1/93
2. .944 (17-18) vs. Villanova 1/16/08
3. .938 (15-16) vs. Connecticut 1/27/08
- .938 (15-16) vs. La Salle 2/17/94
5. .933 (14-15) vs. Rutgers 1/13/13

Highest Free-Throw Percentage, Opponent Individual (min. 10 attempts)

1. 1.000 (12-12) Epiphanny Prince (Rutgers) 1/27/09
- 1.000 (10-10) Odyssey Sims (Baylor) 12/5/12
- 1.000 (10-10) Kelly Farris (Connecticut) 1/8/11
- 1.000 (10-10) Nykeshia Sales (Connecticut) 2/21/98
5. .938 (15-16) Nadine Malcolm (Providence) 12/7/96

Highest Free-Throw Percentage, Opponent Team (min. 10 attempts)

1. .963 (26-27) Connecticut 1/8/11
2. .952 (20-21) West Virginia 1/14/98
3. .933 (14-15) Baylor 12/5/12
4. .923 (12-13) Western Michigan 11/19/06
5. .917 (11-12) three times
(MR: Valparaiso 12/12/09)

REBOUNDS

Most Rebounds

1. 18 six times
(MR: Devereaux Peters vs. South Florida 2/25/12)

Most Rebounds, Team

1. 74 vs. IPFW 1/24/78
- 67 vs. Duke 11/21/98
- 67 vs. Grace 1/31/78
4. 66 vs. Southeast Missouri State 1/2/11
5. 65 vs. Cleveland State 1/20/87

Most Rebounds, Opponent Individual

1. 20 Sue Wicks (Rutgers) 1/9/86
2. 18 Kiah Stokes (Connecticut) 12/6/14
- 18 Mercedes Walker (Pittsburgh) 2/28/06
- 18 Lynda Talley (St. Ambrose) 1/18/80
5. 16 four times
(MR: Sarah Imovbioh (Virginia) 2/5/15)

Most Rebounds, Opponent Team

1. 60 Saint Louis 1/20/80
2. 56 Pittsburgh 1/20/08
- 56 Mount St. Joseph 2/8/80
4. 55 Tennessee 12/3/89
5. 54 three times
(MR: Michigan State 12/2/04)

ASSISTS

Most Assists

1. 15 Mary Gavin vs. Northern Illinois 12/15/85
2. 14 Skylar Diggins vs. Saint Francis (Pa.) 12/31/12
- 14 Mary Gavin vs. Marquette 1/31/87
4. 13 three times
(MR: Mary Gavin vs. St. Ambrose 12/12/87)

Most Assists, Team

1. 38 vs. Saint Francis (Pa.) 12/31/12
- 38 vs. Marquette 12/21/90
3. 34 vs. Detroit 2/15/90
- 34 vs. Marquette 1/31/87
5. 33 vs. Pittsburgh 1/17/12

Most Assists, Opponent Individual

1. 12 Stephanie Rich (Wisconsin) 12/4/03
- 12 Shanette Lee (Villanova) 12/12/98
3. 11 Tiffany Bias (Oklahoma State) 3/29/14
- 11 Ketia Swanier (Connecticut) 1/27/08
5. 10 seven times
(MR: Liad Suez-Kami (Villanova) 2/7/06)

Most Assists, Opponent Team

1. 27 Connecticut 12/8/98
- 25 West Virginia 1/7/99
3. 24 Baylor 12/5/12
- 24 Connecticut 3/1/10
5. 23 Connecticut 3/4/13
- 23 Tennessee 1/5/08

BLOCKED SHOTS

Most Blocked Shots

1. 11 Amanda Barksdale vs. Boston College 2/10/02
2. 8 Amanda Barksdale vs. Marquette 12/22/01
- 8 Ruth Riley vs. Duke 11/21/98
4. 7 eight times
(MR: Brianna Turner vs. Louisville 2/23/15)

Most Blocked Shots, Team

1. 16 vs. Boston College 2/10/02
2. 13 vs. Marquette 12/22/01
3. 12 vs. Michigan State 12/2/04
- 12 vs. Georgetown 1/29/00
5. 11 three times
(MR: vs. Butler 12/1/99)

Most Blocked Shots, Opponent Individual

1. 8 Jasmine Joyner (Chattanooga) 11/21/14
- 7 Alison Bales (Duke) 11/17/04
3. 6 Bettina Love (Pittsburgh) 2/7/01
4. 5 three times
(MR: Breanna Stewart (Connecticut) 3/4/13)

Most Blocked Shots, Opponent Team

1. 11 Duke 11/17/04
2. 10 St. Ambrose 2/7/81
3. 8 nine times
(MR: Chattanooga 11/21/14)

STEALS

Most Steals

1. 10 Mary Gavin vs. Marquette 1/31/87
2. 8 Ashley Barlow vs. Cincinnati 1/31/09
- 8 Le Tanja Severe vs. Georgetown 2/5/03
- 8 Coquese Washington vs. Stanford 11/24/91
- 8 Mary Beth Schueth vs. Xavier 2/9/85

Most Steals, Team

1. 36 vs. New Hampshire 11/12/10
2. 29 vs. Akron 11/11/11
- 29 vs. Xavier 2/9/85
4. 27 vs. Grace 1/31/78
5. 26 vs. Longwood 12/28/11
- 26 vs. Morehead State 11/15/10


Most Steals, Opponent Individual

1. 10 Katie Smrcka-Duffy (Georgetown) 1/29/00
- 10 Shelly Klare (Western Michigan) 12/14/83
3. 8 Angel McCoughtry (Louisville) 2/11/09
- 8 Amira Danforth (Detroit) 1/29/94
5. 7 three times
(MR: Sasha Bernard (South Florida) 2/25/12)

Most Steals, Opponent Team

1. 26 Michigan 12/8/79
- 24 Georgetown 1/29/00
3. 20 Tennessee 1/7/94
- 20 Syracuse 12/8/90
- 20 Saint Mary's (Ind.) 1/30/80

Current players listed in boldface



Five Notre Dame players have grabbed a Purcell Pavilion-record 18 rebounds in a single game, but Letitia Bowen is the only one to do so twice (Dec. 30, 1992 vs. Georgetown; Dec. 1, 1993 vs. Marquette).

THIS IS NOTRE DAME

2015-16 SEASON PREVIEW

THE FIGHTING IRISH

COACHES AND STAFF

OPPONENTS

2014-15 SEASON IN REVIEW

RECORDS

HISTORY

TEAM SINGLE-SEASON

WINS

Most Wins

1.	37	2013-14
2.	36	2014-15
3.	35	2012-13
	35	2011-12
5.	34	2000-01
6.	31	2010-11
	31	1996-97
8.	29	2009-10
9.	27	2004-05
	27	1999-00

Fewest Wins

1.	10	1980-81
2.	12	1986-87
3.	13	1977-78
4.	14	1991-92
	14	1983-84

Highest Winning Percentage

1.	.974 (37-1)	2013-14
2.	.946 (35-2)	2012-13
3.	.944 (34-2)	2000-01
4.	.923 (36-3)	2014-15
5.	.897 (35-4)	2011-12
6.	.843 (27-5)	1999-00
7.	.839 (26-5)	1998-99
8.	.829 (29-6)	2009-10
9.	.818 (27-6)	2004-05
10.	.816 (31-7)	1996-97

Highest Conference Winning Percentage

1.	1.000 (16-0 in ACC)	2013-14
	1.000 (16-0 in BIG EAST)	2012-13
	1.000 (16-0 in MCC)	1989-90
4.	.944 (17-1 in BIG EAST)	1996-97
5.	.938, six times	(MR: 15-1 in ACC 2014-15)

Lowest Winning Percentage

1.	.357 (10-18)	1980-81
2.	.444 (12-15)	1986-87
3.	.452 (14-17)	1991-92
4.	.500 (14-14)	1983-84
5.	.556 (15-12)	1992-93

Lowest Conference Winning Percentage

1.	.500 (8-8 in BIG EAST)	2005-06
2.	.600 (6-4 in NSC)	1983-84
3.	.625 (10-6 in BIG EAST)	2008-09
	.625 (10-6 in BIG EAST)	2006-07
	.625 (10-6 in BIG EAST)	2002-03

Longest Winning Streak

1.	37	2013-14
2.	30	2012-13
3.	23	2000-01
4.	22	2014-15
5.	21	2011-12

Longest Winning Streak To Begin A Season

1.	37	Nov. 9, 2013-April 6, 2014
2.	23	Nov. 17, 2000-Feb. 14, 2001
3.	15	Nov. 15, 2009-Jan. 12, 2010
4.	8	Nov. 14-Dec. 3, 2014
5.	7, twice	(MR: Nov. 16-Dec. 7, 2008)

Longest Losing Streak

1.	7	Feb. 16-Nov. 27, 1982
	7	Feb. 11-March 6, 1981
3.	5	March 21-Nov. 24, 1991
4.	4, four times	(MR: Dec. 3-28, 1994)

GAMES

Most Games

1.	39 (36-3)	2014-15
	39 (35-4)	2011-12
	39 (31-8)	2010-11
4.	38 (37-1)	2013-14
	38 (31-7)	1986-97

Fewest Games

1.	17 (13-4)	1977-78
2.	22 (16-6)	1978-79
3.	25 (16-9)	1981-82
4.	27, three times	(MR: 15-12 in 1992-93)

POINTS

Most Points

1.	3,271	2013-14 (38 games)
2.	3,114	2014-15 (39)
3.	3,076	2011-12 (39)
4.	3,004	2010-11 (39)
5.	3,003	2012-13 (37)
6.	2,882	1996-97 (38)
7.	2,778	2000-01 (36)
8.	2,701	2009-10 (35)
9.	2,591	2007-08 (34)
10.	2,512	1998-99 (31)

Fewest Points

1.	1,065	1977-78 (17 games)
2.	1,432	1978-79 (22)
3.	1,623	1981-82 (25)
4.	1,680	1980-81 (28)
5.	1,793	1986-87 (27)
6.	1,807	1982-83 (27)
7.	1,859	1992-93 (27)
8.	1,897	1979-80 (30)
9.	1,934	1983-84 (28)
10.	1,962	2001-02 (30)

Highest Scoring Average

1.	86.1	2013-14 (3,271 points/38 games)
2.	81.2	2012-13 (3,003/37)
3.	81.0	1998-99 (2,512/31)
4.	79.8	2014-15 (3,114/39)
5.	78.9	2011-12 (3,076/39)
6.	78.3	1994-95 (2,428/31)
7.	78.0	1990-91 (2,495/32)
8.	77.9	1995-96 (2,415/31)
9.	77.171	2009-10 (2,701/35)
10.	77.167	2000-01 (2,778/36)

Lowest Scoring Average

1.	60.0	1980-81 (1,680 points/28 games)
2.	62.8	1977-78 (1,065/17)
3.	63.2	1979-80 (1,897/30)
4.	64.2	2003-04 (2,054/32)
5.	64.5	2005-06 (1,936/30)
6.	64.9	1981-82 (1,623/25)
7.	65.1	1978-79 (1,432/22)
8.	65.4	2002-03 (2,082/32)
	65.4	2001-02 (1,962/30)
10.	65.8	1988-89 (2,170/32)

Largest Scoring Margin

1.	+26.0	2011-12
2.	+24.5	2013-14
3.	+21.9	2012-13
4.	+21.4	2000-01
5.	+20.8	2010-11
6.	+20.0	2014-15
7.	+15.5	1998-99
8.	+15.2	1999-00
9.	+15.1	1989-90
10.	+14.9	2009-10

Smallest Scoring Margin

1.	(-7.8)	1980-81
2.	+0.7	2005-06
3.	+1.1	1991-92
4.	+1.4	1986-87
5.	+1.7	1992-93

FIELD-GOALS

Most Field-Goals Made

1.	1,227	2013-14
2.	1,167	2014-15
3.	1,118	2011-12
4.	1,099	2010-11
5.	1,091	2012-13
	1,091	1996-97
7.	1,014	1990-91
8.	1,011	2000-01
9.	996	2009-10
10.	960	2007-08

Fewest Field-Goals Made

1.	589	1978-79
2.	684	1980-81
3.	694	2001-02
4.	696	1981-82
5.	714	2005-06

NOTE: 466 made during abbreviated 1977-78 season

Most Field-Goals Attempted

1.	2,423	2013-14
2.	2,400	2012-13
3.	2,374	2014-15
4.	2,368	2011-12
5.	2,290	2010-11
6.	2,272	1996-97
7.	2,196	2009-10
8.	2,148	2007-08
9.	2,039	1990-91
10.	2,036	2000-01

Fewest Field-Goals Attempted

1.	1,412	1981-82
2.	1,564	1978-79
3.	1,567	1986-87
4.	1,572	1987-88
5.	1,589	1992-93

Highest Field-Goal Percentage

1.	.532	1987-88 (836-1,572)
2.	.506	2013-14 (1,227-2,423)
3.	.5024	1985-86 (928-1,847)
4.	.5022	1989-90 (895-1,782)
5.	.501	1999-00 (903-1,803)
6.	.500	1984-85 (813-1,626)
7.	.4973	1990-91 (1,014-2,039)
8.	.4966	2000-01 (1,011-2,036)
9.	.495	1995-96 (894-1,806)
10.	.493	1981-82 (696-1,412)

Lowest Field-Goal Percentage

1.	.377	1980-81 (684-1,812)
2.	.379	1978-79 (589-1,554)
3.	.406	1979-80 (788-1,941)
4.	.417	2005-06 (714-1,714)
5.	.424	2006-07 (816-1,924)

3-POINT FIELD-GOALS

Most 3-Point Field-Goals Made

1.	190	2013-14
2.	186	2014-15
3.	178	1998-99
4.	173	2000-01
5.	169	1997-98
6.	166	2011-12
	166	2009-10
8.	160	2012-13
9.	155	1996-97
10.	152	2001-02



Single-Season Records

THIS IS NOTRE DAME

2015-16 SEASON PREVIEW

THE FIGHTING IRISH

COACHES AND STAFF

OPPONENTS

2014-15 SEASON IN REVIEW

RECORDS

HISTORY

Fewest 3-Point Field-Goals Made

1.	261988-89
2.	491987-88
3.	541991-92
4.	541989-90
5.	701990-91

Most 3-Point Field-Goals Attempted

1.	4902009-10
2.	4862014-15
3.	4791998-99
4.	4782011-12
5.	4732013-14
6.	4702012-13
7.	4681996-97
8.	4431997-98
9.	4092001-02
10.	3852010-11

Fewest 3-Point Field-Goals Attempted

1.	911988-89
2.	1281989-90
3.	1311987-88
4.	1871991-92
5.	1881990-91

Highest 3-Point Field-Goal Percentage

1.	4642000-01 (173-373)
2.	4221989-90 (54-128)
3.	40181999-00 (137-341)
4.	40172013-14 (190-473)
5.	3891995-96 (138-355)
6.	3832014-15 (186-486)
7.	3811997-98 (169-443)
8.	3741987-88 (49-131)
9.	37231990-91 (70-188)
10.	37162001-02 (152-409)

Lowest 3-Point Field-Goal Percentage

1.	2812006-07 (104-370)
2.	2861988-89 (26-91)
3.	2891991-92 (54-187)
4.	2922007-08 (90-308)
5.	3272002-03 (87-266)

FREE THROWS

Most Free-Throws Made

1.	6742011-12
2.	6672010-11
3.	6612012-13
4.	6272013-14
5.	5942014-15
6.	5841998-99
7.	5832000-01
8.	5812007-08
9.	5551997-98
10.	5451996-97

Fewest Free-Throws Made

1.	1701977-78
2.	2141980-81
3.	2311981-82
4.	2541978-79
5.	2591986-87

Most Free-Throws Attempted

1.	9302010-11
2.	8832011-12
3.	8592000-01
4.	8292013-14
5.	8282012-13
6.	8061997-98
7.	7992014-15
8.	7921998-99
9.	7672009-10
10.	7662007-08

Fewest Free-Throws Attempted

1.	3351977-78
2.	3731981-82
3.	4021986-87
4.	4431982-83
5.	4481992-93

Highest Free-Throw Percentage

1.	7982012-13 (661-828)
2.	7632011-12 (674-883)
3.	7602006-07 (506-666)
4.	7582007-08 (581-766)
5.	7562013-14 (627-829)
6.	74342014-15 (594-799)
7.	74251996-97 (545-734)
8.	7422002-03 (543-732)
9.	7411990-91 (397-536)
10.	7402004-05 (533-720)

Lowest Free-Throw Percentage

1.	5071977-78 (170-335)
2.	5291978-79 (254-480)
3.	5741979-80 (321-359)
4.	5941980-81 (214-529)
5.	6191981-82 (231-373)

REBOUNDS

Most Rebounds

1.	1,6212012-13
2.	1,6172014-15
3.	1,6072013-14
4.	1,5892011-12
5.	1,5822010-11
6.	1,5361996-97
7.	1,4902000-01
8.	1,3671991-92
9.	1,3601998-99
10.	1,3581994-95

Fewest Rebounds

1.	9071981-82
2.	9821978-79
3.	1,0101983-84
4.	1,0491982-83
5.	1,0661986-87

Highest Rebound Average

1.	45.21979-80
2.	44.81993-94
3.	44.71980-81
4.	44.61978-79
5.	43.91998-99
6.	43.8112012-13
7.	43.8061994-95
8.	42.81992-93
9.	42.32013-14
10.	42.12001-02

Lowest Rebound Average

1.	34.31988-89
2.	36.11983-84
3.	36.31981-82
4.	36.92005-06
5.	37.12006-07

Largest Rebound Margin

1.	+10.92012-13
2.	+9.91998-99
3.	+9.12013-14
4.	+8.52011-12
5.	+8.22014-15
6.	+8.22010-11
7.	+8.01999-00
8.	+8.01994-95
9.	+7.61993-94
10.	+6.92001-02
	+6.91987-88

Smallest Rebound Margin

1.	(-1.8)2005-06
2.	(-1.7)1978-79
3.	+0.81988-89
4.	+1.21983-84
5.	+1.91979-80

ASSISTS

Most Assists

1.	7652013-14
2.	7222012-13
3.	6982011-12
4.	6942014-15
5.	6821996-97
6.	6692010-11
7.	6502000-01
8.	6332009-10
9.	6101990-91
10.	6071999-00

Fewest Assists

1.	2881980-81
2.	3832005-06
3.	3951981-82
4.	4002001-02
5.	4081992-93

Highest Assist/Turnover Ratio

1.	1.392013-14
2.	1.272012-13
3.	1.202014-15
4.	1.152000-01
5.	1.132011-12

Lowest Assist/Turnover Ratio

1.	0.711992-93
2.	0.742002-03
3.	0.7762001-02
4.	0.7791997-98
5.	0.7801991-92

BLOCKED SHOTS

Most Blocked Shots

1.	2282000-01
2.	1952014-15
3.	1892001-02
4.	1781979-80
5.	1702011-12
6.	1692010-11
	1691999-00
8.	1672004-05
9.	1611998-99
10.	1602002-03

Fewest Blocked Shots

1.	381992-93
2.	501981-82
3.	571988-89
4.	671987-88
5.	681980-81

STEALS

Most Steals

1.	5022011-12
2.	4952010-11
3.	4502009-10
4.	3982012-13
5.	3972007-08
	3971990-91
7.	3941996-97
8.	3572014-15
9.	3532013-14
10.	3441995-96



Fewest Steals

1.	213	2001-02
	213	1986-87
3.	247	1983-84
4.	249	1992-93
5.	252	2005-06

TURNOVERS

Fewest Turnovers

1.	430	2005-06
2.	483	2008-09
3.	512	2007-08
4.	516	2001-02
5.	532	2006-07
6.	536	2004-05
7.	549	1989-90
8.	552	2013-14
9.	563	2003-04
10.	567	2000-01

Most Turnovers

1.	722	1996-97
2.	710	1991-92
3.	691	1997-98
4.	690	1994-95
5.	689	2010-11
	689	1999-00

FOULS

Fewest Fouls

1.	382	1977-78
2.	414	1981-82
3.	468	1987-88
4.	479	2001-02
5.	487	2005-06
6.	501	2002-03
7.	504	1986-87
8.	510	1982-83
9.	511	2000-01/2008-09

Most Fouls

1.	684	1991-92
2.	666	1997-98
3.	661	1996-97
4.	645	2010-11
5.	643	1994-95

Fewest Times Fouled Out

1.	3	2013-14
2.	4, four times	(MR: 2014-15)
6.	6, three times	(MR: 2005-06)
9.	7	2012-13
10.	8, three times	(MR: 2011-12)

Most Times Fouled Out

1.	22	1993-94
2.	20	1994-95
20	1991-92	
4.	19	1986-87
5.	17	1997-98

DOUBLE-DOUBLES

Most Double-Doubles

1.	25	2012-13
	25	1979-80
3.	22, four times	(MR: 1998-99)
7.	21	2000-01
8.	20	1995-96
9.	19	2011-12
	19	1987-88

Fewest Double-Doubles

1.	5	2005-06
2.	6	2006-07
	6	1983-84
4.	7	2007-08
5.	8	2009-10
	8	1988-89

INDIVIDUAL SINGLE-SEASON

POINTS

Most Points

Player	Season	Pts.	
1.	Katryna Gaither	1996-97	776
2.	Jewell Loyd	2014-15	772
3.	Beth Morgan	1996-97	696
4.	Jewell Loyd	2013-14	687
5.	Ruth Riley	2000-01	672
6.	Kayla McBride	2013-14	669
7.	Skylar Diggins	2011-12	657
8.	Skylar Diggins	2012-13	631
9.	Beth Morgan	1995-96	626
10.	Katryna Gaither	1995-96	613

Most Double-Figure Scoring Games

Player	Season	Gms.	
1.	Jewell Loyd	2014-15	38
2.	Jewell Loyd	2013-14	37
	Katryna Gaither	1996-97	37
4.	Kayla McBride	2013-14	35
5.	Skylar Diggins	2012-13	33
	Natalie Novosel	2010-11	33

Consecutive Double-Figure Scoring Games (same season)

Player	Season	Gms.	
1.	Jewell Loyd	2013-14	37
2.	Katryna Gaither	1995-96	31
	Katryna Gaither	1994-95	25
4.	Kayla McBride	2013-14	23
5.	Ruth Riley	2000-01	22
	Sandy Botham	1987-88	22

Most 20-Point Games

Player	Season	Gms.	
1.	Jewell Loyd	2014-15	20
	Katryna Gaither	1996-97	20
3.	Katryna Gaither	1995-96	18
4.	Beth Morgan	1996-97	17
5.	Ruth Riley	2000-01	16

Most 30-Point Games

Player	Season	Gms.	
1.	Jewell Loyd	2014-15	4
2.	Jewell Loyd	2013-14	3
	Beth Morgan	1995-96	3
	Katryna Gaither	1994-95	3
	Shari Matvey	1979-80	3

Highest Scoring Average

Player	Season	PPG	
1.	Katryna Gaither	1996-97	20.4
2.	Beth Morgan	1995-96	20.2
3.	Jewell Loyd	2014-15	19.79
4.	Katryna Gaither	1995-96	19.77
5.	Trena Keys	1985-86	19.6
6.	Katryna Gaither	1994-95	19.0
7.	Ruth Riley	2000-01	18.7
8.	Jewell Loyd	2013-14	18.6
9.	Beth Morgan	1996-97	18.3
10.	Heidi Bunek	1987-88	17.9

FIELD-GOALS

Most Field-Goals Made

Player	Season	FGM	
1.	Katryna Gaither	1996-97	324
2.	Jewell Loyd	2014-15	272
3.	Jewell Loyd	2013-14	267
4.	Katryna Gaither	1995-96	261
5.	Kayla McBride	2013-14	259
6.	Katryna Gaither	1994-95	252



All-America center Ruth Riley posted the best single-season field-goal percentage in school history, shooting .683 in 1998-99.

7.	Trena Keys	1985-86	250
8.	Ruth Riley	2000-01	245
9.	Kayla McBride	2012-13	237
	Shari Matvey	1979-80	237

Consecutive Field-Goals Made:

17, Carey Poor, Feb. 26-March 6, 1994

Consecutive Field-Goals Made (Guard):

13, Karen Robinson, Jan. 12-14, 1989

Most Field-Goals Attempted

Player	Season	FGA	
1.	Jewell Loyd	2014-15	614
2.	Beth Morgan	1996-97	575
3.	Kayla McBride	2013-14	557
4.	Katryna Gaither	1996-97	544
5.	Kayla McBride	2012-13	523
6.	Jewell Loyd	2013-14	516
7.	Skylar Diggins	2012-13	515
8.	Jacqueline Batteast	2004-05	505
9.	Charel Allen	2006-07	491
10.	Trena Keys	1985-86	483

Highest Field-Goal Percentage (min. 3.5 made per game)

Player	Season	FGM-A	Pct.	
1.	Ruth Riley	198-290	.683*	
2.	Brianna Turner	204-310	.652*	
3.	Sandy Botham	172-269	.639	
4.	Katryna Gaither	262-412	.633	
5.	Ruth Riley	245-390	.628	
6.	Katryna Gaither	1994-95	252-406	.621
7.	Ruth Riley	1999-00	193-314	.615
8.	Natalie Achonwa	2013-14	193-316	.611
9.	Heidi Bunek	1987-88	212-348	.609
10.	Carey Poor	1993-94	99-163	.607

* - NCAA national statistical leader



Sheila McMillen was almost without a conscience when it came to her three-point prowess in 1998-99, setting school records with 98 three-pointers and 247 three-point attempts that season.

3-POINT FIELD-GOALS

Most 3-Point Field-Goals Made

Player	Season	3FGM
1. Sheila McMillen	1998-99	98
2. Alicia Ratay	2000-01	81
3. Michaela Mabrey	2014-15	75
4. Alicia Ratay	1999-00	73
5. Michaela Mabrey	2013-14	72
6. Beth Morgan	1995-96	71
7. Sheila McMillen	1997-98	68
8. Niele Ivey	1999-00	61
Beth Morgan	1996-97	61
10. Megan Duffy	2005-06	58
Alicia Ratay	2001-02	58

Consecutive Games With A 3-Point Field-Goal (same season)

Player	Year	Gms.
1. Beth Morgan	1995-96	28
2. Sheila McMillen	1998-99	20
3. Beth Morgan	1994-95	18
4. Ashley Barlow	2009-10	16
5. Alicia Ratay	2000-01	13

Most 3-Point Field-Goals Attempted

Player	Season	3FGA
1. Sheila McMillen	1998-99	247
2. Beth Morgan	1996-97	187
3. Michaela Mabrey	2014-15	186
4. Beth Morgan	1995-96	178
5. Sheila McMillen	1997-98	172
6. Michaela Mabrey	2013-14	171
7. Megan Duffy	2005-06	167
Niele Ivey	1999-00	167
9. Mollie Peirick	1997-98	163
10. Alicia Ratay	1999-00	152

Highest 3-Point Field-Goal Percentage (min. 1.0 made per game)

Player	Season	3FGM-A	Pct.
1. Alicia Ratay	2000-01	81-148	.547*
2. Alicia Ratay	1999-00	73-152	.480
3. Madison Cable	2014-15	39-82	.476
4. Alicia Ratay	2002-03	50-108	.463
5. Sheila McMillen	1995-96	41-89	.461
6. Niele Ivey	1998-99	47-105	.448
7. Niele Ivey	2000-01	57-129	.442
8. Lisa Kuhns	1989-90	37-85	.435
9. Michaela Mabrey	2013-14	72-171	.421
10. Sherri Orlosky	1992-93	31-74	.419

* - NCAA sophomore record

FREE-THROWS

Most Free-Throws Made

Player	Season	FTM
1. Jewell Loyd	2014-15	195
2. Natalie Novosel	2010-11	183
3. Ruth Riley	2000-01	182
4. Natalie Novosel	2011-12	165
Beth Morgan	1996-97	165
6. Skylar Diggins	2011-12	158
7. Skylar Diggins	2012-13	149
8. Skylar Diggins	2010-11	145
9. Natalie Achonwa	2012-13	144
10. Megan Duffy	2004-05	137

Most Free-Throws Attempted

Player	Season	FTA
1. Ruth Riley	2000-01	237
2. Jewell Loyd	2014-15	236
3. Natalie Novosel	2010-11	232
4. Beth Morgan	1996-97	204
5. Skylar Diggins	2011-12	201
6. Natalie Novosel	2011-12	199
7. Skylar Diggins	2010-11	198
8. Skylar Diggins	2012-13	183
9. Natalie Achonwa	2012-13	180
Katryna Gaither	1996-97	180

Highest Free-Throw Percentage (min. 2.0 made per game)

Player	Season	FTM-A	Pct.
1. Kayla McBride	2012-13	90-100	.900
2. Megan Duffy	2004-05	137-153	.895
3. Megan Duffy	2005-06	135-152	.888
4. Alicia Ratay	2001-02	112-127	.882
5. Alicia Ratay	2002-03	126-143	.881
6. Kayla McBride	2013-14	110-125	.880
7. Sheila McMillen	1998-99	88-101	.871
8. Niele Ivey	1998-99	80-92	.870
9. Beth Morgan	1995-96	117-137	.854
10. Krissi Davis	1990-91	107-126	.849

REBOUNDS

Most Rebounds

Player	Season	Rebs.
1. Katryna Gaither	1996-97	368
2. Devereaux Peters	2011-12	363
3. Natalie Achonwa	2012-13	350
4. Shari Matvey	1979-80	305
5. Devereaux Peters	2010-11	293
6. Brianna Turner	2014-15	283
Katryna Gaither	1995-96	283
8. Ruth Riley	2000-01	281
9. Jacqueline Batteast	2003-04	276
Letitia Bowen	1993-94	276

Highest Rebound Average

Player	Season	RPG
1. Shari Matvey	1979-80	10.2
2. Letitia Bowen	1992-93	9.8
3. Katryna Gaither	1996-97	9.7
4. Jane Politiski	1977-78	9.6
5. Letitia Bowen	1993-94	9.52
6. Natalie Achonwa	2012-13	9.46
7. Devereaux Peters	2011-12	9.3
8. Katryna Gaither	1995-96	9.13
9. Mary Beth Schueth	1981-82	9.08
10. Mary Beth Schueth	1982-83	9.0

ASSISTS

Most Assists

Player	Season	Asst.
1. Niele Ivey	2000-01	247
2. Mary Gavin	1987-88	243
3. Skylar Diggins	2012-13	225
4. Skylar Diggins	2011-12	222
5. Mary Gavin	1986-87	214
6. Lindsay Allen	2014-15	205
Mary Gavin	1985-86	205
8. Mollie Peirick	1997-98	199
9. Niele Ivey	1999-00	194
10. Jeannine Augustin	1996-97	193

Highest Assist Average

Player	Season	APG
1. Mary Gavin	1987-88	8.7
2. Mary Gavin	1986-87	7.9
3. Niele Ivey	2000-01	6.9
4. Mary Gavin	1985-86	6.6
5. Niele Ivey	1998-99	6.5
6. Mollie Peirick	1997-98	6.2
7. Skylar Diggins	2012-13	6.08
8. Niele Ivey	1999-00	6.06
9. Karen Robinson	1988-89	5.8
10. Mollie Peirick	1995-96	5.7

Highest Assist/Turnover Ratio (min. 3.0 asst. per game)

Player	Season	A/T0
1. Niele Ivey	2000-01	2.67 (247a/109t)
2. Lindsay Allen	2013-14	2.24 (150/67)
3. Skylar Diggins	2011-12	2.16 (222/103)
4. Lindsay Allen	2014-15	2.14 (205/96)
5. Niele Ivey	1998-99	2.13 (181/85)

BLOCKED SHOTS

Most Blocked Shots

Player	Season	Blks.
1. Ruth Riley	2000-01	113
2. Ruth Riley	1998-99	101
3. Shari Matvey	1979-80	94
4. Brianna Turner	2014-15	89
5. Ruth Riley	1999-00	85
6. Devereaux Peters	2011-12	78
Amanda Barksdale	2001-02	78
8. Ruth Riley	1997-98	71
9. Devereaux Peters	2010-11	68
10. Amanda Barksdale	2000-01	58

THIS IS MORE GAME

2015-16 SEASON PREVIEW

THE FIGHTING IRISH

COACHES AND STAFF

OPPONENTS

2014-15 SEASON IN REVIEW

RECORDS

HISTORY



Niele Ivey holds the Notre Dame single-season records for assists (247) and assist-to-turnover ratio (2.67), setting both marks during the program's national championship season of 2000-01.

Highest Blocked Shot Average

Player	Season	BPG
1. Ruth Riley	1998-99	3.3
2. Ruth Riley	2000-01	3.14
3. Shari Matvey	1979-80	3.13
4. Amanda Barksdale	2001-02	3.0
5. Ruth Riley	1999-00	2.7
6. Brianna Turner	2014-15	2.5
7. Ruth Riley	1997-98	2.2
8. Devereaux Peters	2011-12	2.0
Devereaux Peters	2007-08	2.0
10. Devereaux Peters	2010-11	1.7

STEALS

Most Steals

Player	Season	Sits.
1. Skylar Diggins	2012-13	114
2. Skylar Diggins	2011-12	102
3. Niele Ivey	1999-00	95
4. Niele Ivey	2000-01	94
5. Mary Gavin	1987-88	93
6. Jeannine Augustin	1996-97	92
7. Skylar Diggins	2009-10	90
Megan Duffy	2004-05	90
9. Coquese Washington	1990-91	83
10. Brittany Mallory	2011-12	81
Krissi Davis	1988-89	81

Highest Steal Average

Player	Season	SPG
1. Mary Gavin	1987-88	3.3
2. Coquese Washington	1991-92	3.2
3. Skylar Diggins	2012-13	3.1
4. Niele Ivey	1999-00	2.97
5. Mary Gavin	1986-87	2.96
6. Coquese Washington	1992-93	2.9
7. Megan Duffy	2004-05	2.73
8. Ruth Kaiser	1981-82	2.65
9. Niele Ivey	1998-99	2.64
10. Skylar Diggins	2011-12	2.62

TURNOVERS

Most Turnovers

Player	Season	TO
1. Karen Robinson	1988-89	184
2. Coquese Washington	1990-91	166
3. Skylar Diggins	2010-11	155
4. Mary Gavin	1987-88	152
5. Mollie Peirick	1995-96	138
6. Mollie Peirick	1997-98	137
7. Skylar Diggins	2012-13	135
Coquese Washington	1989-90	135
9. Michelle Marciniak	1991-92	134
10. Jeannine Augustin	1996-97	132
Beth Morgan	1996-97	132

Highest Turnover Average

Player	Season	TOPG
1. Karen Robinson	1988-89	5.8
2. Mary Gavin	1987-88	5.4
3. Coquese Washington	1990-91	5.2
4. Coquese Washington	1989-90	4.7
5. Mollie Peirick	1995-96	4.5
6. Coquese Washington	1992-93	4.4
Coquese Washington	1991-92	4.4
8. Michelle Marciniak	1991-92	4.32
9. Mollie Peirick	1997-98	4.28
10. Le Tania Severe	2001-02	4.0
Heidi Bunek	1987-88	4.0

FOULS

Most Fouls

Player	Season	PF
1. Ruth Riley	1999-00	109
Ruth Riley	1997-98	109
3. Ruth Riley	1998-99	106
Margaret Nowlin	1990-91	106
5. Letitia Bowen	1993-94	103
6. Devereaux Peters	2011-12	102
Margaret Nowlin	1989-90	102
Tricia McManus	1979-80	102
9. Letitia Bowen	1994-95	101
10. Mollie Peirick	1996-97	100

Most Times Fouled Out

Player	Season	FO
1. Ruth Riley	1997-98	8
2. Margaret Nowlin	1990-91	7
3. Kelley Siemon	1998-99	6
Letitia Bowen	1993-94	6
Tootie Jones	1993-94	6
Margaret Nowlin	1991-92	6
7. several tied with		5
(MR: Devereaux Peters 2007-08)		

GAMES

Games Started

Player	Season	GS
1. Lindsay Allen	2014-15	39
Jewell Loyd	2014-15	39
Skylar Diggins	2011-12	39
Brittany Mallory	2011-12	39
Natalie Novosel	2011-12	39
Devereaux Peters	2011-12	39
Becca Bruszewski	2010-11	39
Natalie Novosel	2010-11	39
Devereaux Peters	2010-11	39
10. seven tied		38
(MR: Michaela Mabrey 2014-15)		

Games Played

Player	Season	GP
1. 16 times		39
(MR: Lindsay Allen 2014-15)		
(MR: Madison Cable 2014-15)		
(MR: Jewell Loyd 2014-15)		
(MR: Michaela Mabrey 2014-15)		
(MR: Kathryn Westbeld 2014-15)		

MINUTES

Minutes Played

Player	Season	Mins.
1. Jewell Loyd	2014-15	1,249
2. Beth Morgan	1996-97	1,227
3. Skylar Diggins	2010-11	1,226
4. Megan Duffy	2004-05	1,222
5. Lindsay Allen	2014-15	1,211
6. Skylar Diggins	2011-12	1,201
7. Skylar Diggins	2012-13	1,184
8. Katryna Gaither	1996-97	1,177
9. Megan Duffy	2005-06	1,152
10. Niele Ivey	2000-01	1,151

Highest Minutes Average

Player	Season	MPG
1. Megan Duffy	2005-06	38.4
2. Megan Duffy	2004-05	37.0
3. Mary Gavin	1986-87	35.1
4. Charel Allen	2006-07	33.8
Alicia Ratay	2001-02	33.8
Sheila McMillen	1998-99	33.8
7. Jacqueline Batteast	2004-05	33.6
8. Alicia Ratay	2002-03	33.4
9. Melissa Lechlitrer	2008-09	33.3
Megan Duffy	2003-04	33.3

DOUBLE-DOUBLES

Most Double-Doubles

Player	Season	DD
1. Natalie Achonwa	2012-13	19
2. Katryna Gaither	1996-97	16
3. Shari Matvey	1979-80	15
4. Katryna Gaither	1995-96	14
5. Jacqueline Batteast	2003-04	13
6. Devereaux Peters	2011-12	12
Ruth Riley	1998-99	12
8. Jacqueline Batteast	2001-02	11
Margaret Nowlin	1991-92	11
Jane Politski	1978-79	11

Most Double-Doubles (Guard)

Player	Season	DD
1. Lindsay Schrader	2008-09	7
2. Lindsay Schrader	2009-10	6
Danielle Green	1998-99	6
4. Jewell Loyd	2013-14	5
Beth Morgan	1996-97	5
6. Skylar Diggins	2011-12	4
Niele Ivey	2000-01	4
Niele Ivey	1999-00	4
Niele Ivey	1998-99	4
Sara Liebscher	1989-90	4

Current players listed in **boldface**



Individual Records by Class

MOST POINTS

As a Freshman		
Player	Season	Pts.
1. Shari Matvey	1979-80	529
2. Beth Morgan	1993-94	518
3. Brianna Turner	2014-15	496
4. Skylar Diggins	2009-10	484
5. Jewell Loyd	2012-13	450
6. Alicia Ratay	1999-00	447
7. Courtney LaVere	2002-03	398
8. Michelle Marciniak	1991-92	381
9. Ruth Riley	1997-98	368
10. Jacqueline Batteast	2001-02	358

As a Sophomore		
Player	Season	Pts.
1. Jewell Loyd	2013-14	687
2. Katryna Gaither	1994-95	590
3. Skylar Diggins	2010-11	585
4. Ruth Riley	1998-99	514
5. Beth Morgan	1994-95	482
6. Alicia Ratay	2000-01	466
7. Kayla McBride	2011-12	452
8. Jacqueline Batteast	2002-03	445
9. Sandy Botham	1985-86	423
10. Shari Matvey	1980-81	414

As a Junior		
Player	Season	Pts.
1. Jewell Loyd	2014-15	772
2. Skylar Diggins	2011-12	657
3. Beth Morgan	1995-96	626
4. Katryna Gaither	1995-96	613
5. Kayla McBride	2012-13	590
6. Natalie Novosel	2010-11	588
7. Charel Allen	2006-07	545
8. Ruth Riley	1999-00	518
9. Natalie Achonwa	2012-13	512
10. Jacqueline Batteast	2003-04	512

As a Senior		
Player	Season	Pts.
1. Katryna Gaither	1996-97	776
2. Beth Morgan	1996-97	696
3. Ruth Riley	2000-01	672
4. Kayla McBride	2013-14	669
5. Skylar Diggins	2012-13	631
6. Natalie Novosel	2011-12	591
7. Trena Keys	1985-86	587
8. Jacqueline Batteast	2004-05	559
9. Karen Robinson	1990-91	538
10. Charel Allen	2007-08	513
Margaret Nowlin	1991-92	513

HIGHEST SCORING AVERAGE

As a Freshman		
Player	Season	PPG
1. Beth Morgan	1993-94	17.9
2. Shari Matvey	1979-80	17.6
3. Alicia Ratay	1999-00	14.0
4. Skylar Diggins	2009-10	13.82
5. Brianna Turner	2014-15	13.78
6. Jacqueline Batteast	2001-02	13.77
7. Mary Beth Schueth	1981-82	13.0
8. Courtney LaVere	2002-03	12.8
9. Jewell Loyd	2012-13	12.5
10. Carrie Bates	1981-82	12.4

As a Sophomore		
Player	Season	PPG
1. Katryna Gaither	1994-95	19.0
2. Jewell Loyd	2013-14	18.6
3. Beth Morgan	1994-95	17.9
4. Ruth Riley	1998-99	16.6
5. Skylar Diggins	2010-11	15.0
6. Shari Matvey	1980-81	14.8
7. Heidi Bunek	1986-87	14.4
8. Jacqueline Batteast	2002-03	13.9
9. Comalita Haysbert	1989-90	13.9
10. Sandy Botham	1985-86	13.6

As a Junior		
Player	Season	PPG
1. Beth Morgan	1995-96	20.2
2. Jewell Loyd	2014-15	19.79
3. Katryna Gaither	1995-96	19.77
4. Heidi Bunek	1987-88	17.9
5. Trena Keys	1984-85	17.3
6. Charel Allen	2006-07	17.0
7. Skylar Diggins	2011-12	16.8
8. Ruth Riley	1999-00	16.2
9. Jacqueline Batteast	2003-04	16.0
10. Kayla McBride	2012-13	15.9

As a Senior		
Player	Season	PPG
1. Katryna Gaither	1996-97	20.4
2. Trena Keys	1985-86	19.6
3. Ruth Riley	2000-01	18.7
4. Beth Morgan	1996-97	18.3
5. Kayla McBride	2013-14	17.6
6. Skylar Diggins	2012-13	17.1
7. Jacqueline Batteast	2004-05	16.9
8. Karen Robinson	1990-91	16.8
9. Margaret Nowlin	1991-92	16.6
10. Heidi Bunek	1988-89	16.2

MOST FIELD-GOALS MADE

As a Freshman		
Player	Season	FGM
1. Shari Matvey	1979-80	237
2. Brianna Turner	2014-15	202
3. Beth Morgan	1993-94	192
4. Skylar Diggins	2009-10	169
5. Jewell Loyd	2012-13	164
6. Courtney LaVere	2002-03	151
7. Alicia Ratay	1999-00	145
8. Michelle Marciniak	1991-92	142
9. Ruth Riley	1997-98	141
10. Mary Beth Schueth	1981-82	137


As a Sophomore		
Player	Season	FGM
1. Jewell Loyd	2013-14	267
2. Katryna Gaither	1994-95	252
3. Skylar Diggins	2010-11	202
4. Ruth Riley	1998-99	198
5. Shari Matvey	1980-81	184
6. Kayla McBride	2011-12	179
Jacqueline Batteast	2002-03	179
8. Beth Morgan	1994-95	176
9. Sandy Botham	1985-86	172
10. Heidi Bunek	1986-87	161

As a Junior		
Player	Season	FGM
1. Jewell Loyd	2014-15	272
2. Katryna Gaither	1995-96	261
3. Kayla McBride	2012-13	237
4. Skylar Diggins	2011-12	233
5. Beth Morgan	1995-96	219
6. Charel Allen	2006-07	213
7. Heidi Bunek	1987-88	212
Trena Keys	1984-85	212
9. Jacqueline Batteast	2003-04	204
10. Ruth Riley	1999-00	193

As a Senior		
Player	Season	FGM
1. Katryna Gaither	1996-97	324
2. Kayla McBride	2013-14	259
3. Trena Keys	1985-86	250
4. Ruth Riley	2000-01	245
5. Beth Morgan	1996-97	235
6. Karen Robinson	1990-91	228
7. Skylar Diggins	2012-13	218
8. Margaret Nowlin	1991-92	212
9. Jacqueline Batteast	2004-05	208
10. Charel Allen	2007-08	198

MOST FIELD-GOALS ATTEMPTED

As a Freshman		
Player	Season	FGA
1. Beth Morgan	1993-94	410
2. Shari Matvey	1979-80	407
3. Skylar Diggins	2009-10	385
4. Jewell Loyd	2012-13	367
5. Michelle Marciniak	1991-92	357
6. Jacqueline Batteast	2001-02	327
7. Courtney LaVere	2002-03	311
8. Brianna Turner	2014-15	310
9. Alicia Ratay	1999-00	294
10. Lindsay Schrader	2005-06	287



In her final three seasons at Notre Dame, Jacqueline Batteast scored at least 445 points, including a career-high 559 points in 2004-05, the eighth-highest total ever produced by a Fighting Irish senior.

THIS IS NOTRE DAME

2015-16 SEASON PREVIEW

THE FIGHTING IRISH

COACHES AND STAFF

OPPONENTS

2014-15 SEASON IN REVIEW

RECORDS

HISTORY



Natalie Achonwa became the first Notre Dame player in 13 seasons to shoot .600 or better from the field, connecting at a .611 clip in 2013-14.

As a Sophomore		
Player	Season	FGA
1. Jewell Loyd	2013-14	516
2. Skylar Diggins	2010-11	468
3. Jacqueline Batteast	2002-03	461
4. Katryna Gaither	1994-95	406
5. Beth Morgan	1994-95	392
6. Shari Matvey	1980-81	379
7. Kayla McBride	2011-12	361
8. Alicia Ratay	2000-01	318
9. Karen Robinson	1988-89	313
10. Taya Reimer	2014-15	308

As a Junior		
Player	Season	FGA
1. Jewell Loyd	2014-15	614
2. Kayla McBride	2012-13	523
3. Charel Allen	2006-07	491
4. Beth Morgan	1995-96	475
5. Skylar Diggins	2011-12	466
6. Jacqueline Batteast	2003-04	451
7. Natalie Novosel	2010-11	414
8. Katryna Gaither	1995-96	412
9. Trena Keys	1984-85	410
10. Danielle Green	1998-99	369

As a Senior		
Player	Season	FGA
1. Beth Morgan	1996-97	575
2. Kayla McBride	2013-14	557
3. Katryna Gaither	1996-97	544
4. Skylar Diggins	2012-13	515
5. Jacqueline Batteast	2004-05	505
6. Trena Keys	1985-86	483
7. Karen Robinson	1990-91	475
8. Natalie Novosel	2011-12	455
9. Charel Allen	2007-08	447
10. Ruth Riley	2000-01	390

HIGHEST FIELD-GOAL PERCENTAGE

As a Freshman (min. 3.5 made per game)				
Player	Season	FGM-A	Pct.	
1. Brianna Turner	2014-15	202-310	.652*	
2. Ruth Riley	1997-98	141-235	.600	
3. Heidi Bunek	1985-86	96-161	.596	
4. Carrie Bates	1981-82	136-231	.589	
5. Shari Matvey	1979-80	237-407	.582	
6. Kayla McBride	2010-11	68-122	.557	
7. Annie Schwartz	1986-87	112-209	.536	
8. Sandy Botham	1984-85	108-204	.529	
9. Devereaux Peters	2007-08	82-157	.522	
10. Mary Beth Schueth	1981-82	137-265	.517	

*- NCAA national statistical leader

As a Sophomore				
Player	Season	FGM-A	Pct.	
1. Ruth Riley	1998-99	198-290	.683*	
2. Sandy Botham	1985-86	172-269	.639	
3. Katryna Gaither	1994-95	252-406	.621	
4. Carey Poor	1993-94	99-163	.607	
5. Heidi Bunek	1986-87	161-267	.603	
6. Krissi Davis	1988-89	120-208	.577	
7. Sara Liebscher	1988-89	118-216	.546	
8. Comalita Haysbert	1989-90	80-147	.544	
9. Lindsay Allen	2014-15	155-297	.522	
10. Taya Reimer	2014-15	159-308	.516	

*- NCAA national statistical leader

As a Junior				
Player	Season	FGM-A	Pct.	
1. Katryna Gaither	1995-96	261-412	.633	
2. Ruth Riley	1999-00	193-314	.615	
3. Heidi Bunek	1987-88	212-348	.609	
4. Krissi Davis	1989-90	145-250	.580	
5. Sandy Botham	1986-87	138-246	.561	
6. Carrie Bates	1983-84	129-234	.551	
7. Shari Matvey	1981-82	109-203	.537	
8. Natalie Achonwa	2012-13	184-354	.520	
9. Trena Keys	1984-85	212-410	.517	
10. Sara Liebscher	1989-90	106-206	.515	

As a Senior				
Player	Season	FGM-A	Pct.	
1. Ruth Riley	2000-01	245-390	.628	
2. Natalie Achonwa	2013-14	193-316	.611	
3. Sandy Botham	1987-88	176-291	.605	
4. Katryna Gaither	1996-97	324-544	.596	
5. Devereaux Peters	2010-11	195-329	.593	
6. Krissi Davis	1990-91	158-273	.579	
7. Rosanne Bohman	1996-97	162-288	.562	
8. Margaret Nowlin	1991-92	212-381	.556	
9. Kelley Siemon	2000-01	155-282	.550	
10. Carrie Bates	1984-85	88-161	.547	

MOST 3-POINT FIELD-GOALS MADE

As a Freshman			
Player	Season	3FGM	
1. Alicia Ratay	1999-00	73	
2. Beth Morgan	1993-94	46	
3. Sheila McMillen	1995-96	41	
4. Skylar Diggins	2009-10	35	
5. Brittany Mallory	2007-08	34	
6. Jewell Loyd	2012-13	31	
7. Sherisha Hills	1998-99	31	
8. Jeneka Joyce	2000-01	30	
9. Kellie Watson	2008-09	28	
10. Jacqueline Batteast	2001-02	27	

As a Sophomore

Player	Season	3FGM
1. Alicia Ratay	2000-01	81
2. Michaela Mabrey	2013-14	72
3. Beth Morgan	1994-95	53
4. Lisa Kuhns	1987-88	48
5. Megan Duffy	2003-04	46
6. Sheila McMillen	1996-97	42
7. Skylar Diggins	2010-11	36
8. Jewell Loyd	2013-14	35
9. Ashley Barlow	2007-08	27
10. Niele Ivey	1997-98	25

As a Junior

Player	Season	3FGM
1. Michaela Mabrey	2014-15	75
2. Beth Morgan	1995-96	71
3. Sheila McMillen	1997-98	68
4. Alicia Ratay	2001-02	58
5. Megan Duffy	2004-05	50
6. Niele Ivey	1998-99	47
7. Ashley Barlow	2008-09	40
8. Mollie Peirick	1996-97	39
9. Jewell Loyd	2014-15	33
10. Skylar Diggins	2011-12	33

As a Senior

Player	Season	3FGM
1. Sheila McMillen	1998-99	98
2. Niele Ivey	1999-00	61
3. Beth Morgan	1996-97	61
4. Megan Duffy	2005-06	58
5. Niele Ivey	2000-01	57
6. Mollie Peirick	1997-98	57
7. Ashley Barlow	2009-10	53
8. Alicia Ratay	2002-03	50
9. Skylar Diggins	2012-13	46
10. Brittany Mallory	2010-11	45

MOST 3-POINT FIELD-GOALS ATTEMPTED

As a Freshman		
Player	Season	3FGA
1. Alicia Ratay	1999-00	152
2. Beth Morgan	1993-94	124
3. Brittany Mallory	2007-08	122
4. Sherisha Hills	1998-99	114
5. Skylar Diggins	2009-10	100
6. Kellie Watson	2008-09	94
7. Sheila McMillen	1995-96	89
8. Jacqueline Batteast	2001-02	81
9. Jeneka Joyce	2000-01	79
10. Jewell Loyd	2012-13	75

As a Sophomore

Player	Season	3FGA
1. Michaela Mabrey	2013-14	171
2. Alicia Ratay	2000-01	148
3. Sheila McMillen	1996-97	142
4. Beth Morgan	1994-95	139
5. Lisa Kuhns	1987-88	118
6. Megan Duffy	2003-04	114
7. Skylar Diggins	2010-11	108
8. Ashley Barlow	2007-08	89
9. Jewell Loyd	2013-14	88
10. Niele Ivey	1997-98	67

As a Junior

Player	Season	3FGA
1. Michaela Mabrey	2014-15	186
2. Beth Morgan	1995-96	178
3. Sheila McMillen	1997-98	172
4. Alicia Ratay	2001-02	142
5. Megan Duffy	2004-05	125
6. Ashley Barlow	2008-09	110
7. Jewell Loyd	2014-15	107
8. Niele Ivey	1998-99	105
9. Mollie Peirick	1996-97	94
10. Skylar Diggins	2011-12	93

As a Senior

Player	Season	3FGA
1. Sheila McMillen	1998-99	247
2. Beth Morgan	1996-97	187
3. Megan Duffy	2005-06	167
4. Niele Ivey	1999-00	167
5. Mollie Peirick	1997-98	163
6. Ashley Barlow	2009-10	146
7. Niele Ivey	2000-01	129
8. Skylar Diggins	2012-13	127
9. Brittany Mallory	2011-12	121
10. Kayla McBride	2013-14	112
Brittany Mallory	2010-11	112

HIGHEST 3-POINT FIELD-GOAL PERCENTAGE


As a Freshman (min. 1.0 made per game)

Player	Season	3FGM-A	Pct.
1. Alicia Ratay	1999-00	73-152	.480
2. Sheila McMillen	1995-96	41-89	.461
3. Jeneka Joyce	2000-01	30-79	.380
4. Beth Morgan	1993-94	46-124	.371
5. Skylar Diggins	2009-10	35-100	.350
6. Jacqueline Batteast	2001-02	27-81	.333
7. Brittany Mallory	2007-08	34-122	.279
8. Sherisha Hills	1998-99	31-114	.272

As a Sophomore

Player	Season	3FGM-A	Pct.
1. Alicia Ratay	2000-01	81-148	.547*
2. Michaela Mabrey	2013-14	72-171	.421
3. Lisa Kuhns	1987-88	48-118	.407
4. Megan Duffy	2003-04	46-114	.404
5. Beth Morgan	1994-95	53-139	.381
6. Sheila McMillen	1996-97	42-142	.296

*. NCAA sophomore record



Alicia Ratay set the NCAA record for three-point percentage by a sophomore (.547 in 2000-01).

As a Junior

Player	Season	3FGM-A	Pct.
1. Niele Ivey	1998-99	47-105	.448
2. Sherri Orlosky	1992-93	31-74	.419
3. Mollie Peirick	1996-97	39-94	.415
4. Alicia Ratay	2001-02	58-142	.408
5. Michaela Mabrey	2014-15	75-186	.403
6. Megan Duffy	2004-05	50-125	.400
7. Beth Morgan	1995-96	71-178	.399
8. Sheila McMillen	1997-98	68-172	.395
9. Ashley Barlow	2008-09	40-110	.364
10. Mollie Peirick	1996-97	39-94	.296

As a Senior

Player	Season	3FGM-A	Pct.
1. Madison Cable	2014-15	39-82	.476
2. Alicia Ratay	2002-03	50-108	.463
3. Niele Ivey	2000-01	57-129	.442
4. Lisa Kuhns	1989-90	37-85	.435
5. Natalie Novosel	2011-12	44-107	.411
6. Brittany Mallory	2010-11	45-112	.402
7. Sheila McMillen	1998-99	98-247	.397
8. Jeneka Joyce	2003-04	44-111	.396
9. Kayla McBride	2013-14	41-112	.366
10. Niele Ivey	1999-00	61-167	.365

MOST FREE-THROWS MADE

As a Freshman

Player	Season	FTM
1. Skylar Diggins	2009-10	111
2. Courtney LaVere	2002-03	95
3. Brianna Turner	2014-15	92
4. Jewell Loyd	2012-13	91
5. Ashley Barlow	2006-07	90
6. Beth Morgan	1993-94	88
7. Ruth Riley	1997-98	86
8. Michelle Marciniak	1991-92	85
9. Alicia Ratay	1999-00	84
10. Taya Reimer	2013-14	72
Charel Allen	2004-05	72

As a Sophomore

Player	Season	FTM
1. Skylar Diggins	2010-11	145
2. Jewell Loyd	2013-14	118
3. Ruth Riley	1998-99	118
4. Ashley Barlow	2007-08	111
5. Krissi Davis	1988-89	94
6. Letitia Bowen	1992-93	87
7. Megan Duffy	2003-04	86
8. Katryna Gaither	1994-95	86
9. Karen Robinson	1988-89	82
10. Sandy Botham	1985-86	79

As a Junior

Player	Season	FTM
1. Jewell Loyd	2014-15	195
2. Natalie Novosel	2010-11	183
3. Skylar Diggins	2011-12	158
4. Natalie Achonwa	2012-13	144
5. Megan Duffy	2004-05	137
6. Ruth Riley	1999-00	132
7. Beth Morgan	1995-96	117
8. Danielle Green	1998-99	116
9. Alicia Ratay	2001-02	112
10. Tulyah Gaines	2006-07	101
Karen Robinson	1989-90	101

As a Senior

Player	Season	FTM
1. Ruth Riley	2000-01	182
2. Natalie Novosel	2011-12	165
3. Beth Morgan	1996-97	165
4. Skylar Diggins	2012-13	149
5. Megan Duffy	2005-06	135
6. Katryna Gaither	1996-97	128
7. Jacqueline Batteast	2004-05	127
8. Alicia Ratay	2002-03	126
9. Danielle Green	1998-99	116
10. Kayla McBride	2013-14	110

MOST FREE-THROWS ATTEMPTED

As a Freshman

Player	Season	FTA
1. Brianna Turner	2014-15	152
2. Skylar Diggins	2009-10	142
3. Courtney LaVere	2002-03	136
4. Ruth Riley	1997-98	115
5. Beth Morgan	1993-94	112
6. Jewell Loyd	2012-13	111
7. Lindsay Schrader	2005-06	111
8. Kelley Siemon	1997-98	110
9. Michelle Marciniak	1991-92	110
10. Ashley Barlow	2006-07	109

As a Sophomore

Player	Season	FTA
1. Skylar Diggins	2010-11	198
2. Ruth Riley	1998-99	171
3. Katryna Gaither	1994-95	167
4. Jewell Loyd	2013-14	146
5. Ashley Barlow	2007-08	138
6. Krissi Davis	1988-89	124
7. Le'Tania Severe	2001-02	117
8. Jacqueline Batteast	2002-03	116
9. Letitia Bowen	1992-93	106
10. Megan Duffy	2003-04	105
Sandy Botham	1995-96	105

As a Junior

Player	Season	FTA
1. Jewell Loyd	2014-15	236
2. Natalie Novosel	2010-11	232
3. Skylar Diggins	2011-12	201
4. Natalie Achonwa	2012-13	180
5. Ruth Riley	1999-00	164
6. Katryna Gaither	1995-96	157
7. Megan Duffy	2004-05	153
8. Danielle Green	1998-99	151
9. Jacqueline Batteast	2003-04	150
10. Beth Morgan	1995-96	137

As a Senior

Player	Season	FTA
1. Ruth Riley	2000-01	237
2. Beth Morgan	1996-97	204
3. Natalie Novosel	2011-12	199
4. Skylar Diggins	2012-13	183
5. Katryna Gaither	1996-97	180
6. Jacqueline Batteast	2004-05	162
7. Megan Duffy	2005-06	152
8. Danielle Green	1999-00	151
9. Natalie Achonwa	2013-14	148
10. Alicia Ratay	2002-03	143

THIS IS NOTRE DAME

2015-16 SEASON PREVIEW

THE FIGHTING IRISH


COACHES AND STAFF

OPPONENTS

2014-15 SEASON IN REVIEW

RECORDS

HISTORY



Katryna Gaither had the most rebounds ever by a Notre Dame senior, grabbing a school-record 368 boards during her final season in 1996-97.

HIGHEST FREE-THROW PERCENTAGE

As a Freshman (min. 20 made per game)

Player	Season	FTM-A	Pct.
1. Charel Allen	2004-05	72-85	.847
2. Carey Poor	1992-93	49-58	.845
3. Alicia Ratay	1999-00	84-101	.832
4. Ashley Barlow	2006-07	90-109	.826
5. Jewell Loyd	2012-13	91-111	.820
6. Beth Morgan	1993-94	88-112	.786
7. Skylar Diggins	2009-10	111-142	.782
8. Karen Robinson	1987-88	57-73	.781
9. Michelle Marciniak	1991-92	85-110	.773
10. Ruth Riley	1997-98	86-115	.748

As a Sophomore

Player	Season	FTM-A	Pct.
1. Letitia Bowen	1992-93	87-106	.821
2. Megan Duffy	2003-04	86-105	.819
3. Sara Liebscher	1988-89	72-88	.818
4. Jewell Loyd	2013-14	118-146	.808
5. Ashley Barlow	2007-08	111-138	.804
Karen Robinson	1988-89	82-102	.804
7. Beth Morgan	1994-95	77-96	.802
8. Niele Ivey	1997-98	63-80	.788
9. Krissi Davis	1988-89	91-124	.758
10. Margaret Nowlin	1989-90	64-85	.753

As a Junior

Player	Season	FTM-A	Pct.
1. Kayla McBride	2012-13	90-100	.900
2. Megan Duffy	2004-05	137-153	.895
3. Alicia Ratay	2001-02	112-127	.882
4. Niele Ivey	1998-99	80-92	.870
5. Beth Morgan	1995-96	117-137	.854
6. Charel Allen	2006-07	93-111	.838
7. Jewell Loyd	2014-15	195-236	.826
8. Carrie Bates	1983-84	75-91	.824
9. Laura Dougherty	1983-84	55-67	.821
10. Tulyah Gaines	2006-07	101-124	.815

As a Senior

Player	Season	FTM-A	Pct.
1. Megan Duffy	2005-06	135-152	.888
2. Alicia Ratay	2002-03	126-143	.881
3. Kayla McBride	2013-14	110-125	.880
4. Sheila McMillen	1998-99	88-101	.871
5. Krissi Davis	1990-91	107-126	.849
6. Mollie Peirick	1997-98	67-80	.838

7. Natalie Novosel	2011-12	165-199	.829
8. Ashley Barlow	2009-10	84-102	.824
9. Le'Tania Severe	2003-04	97-118	.822
10. Karen Robinson	1990-91	67-82	.817

MOST REBOUNDS

As a Freshman

Player	Season	Rebs.
1. Shari Matvey	1979-80	305
2. Brianna Turner	2014-15	283
3. Ruth Riley	1997-98	233
4. Mary Beth Schueth	1981-82	227
5. Letitia Bowen	1991-92	218
6. Natalie Achonwa	2010-11	208
7. Jacqueline Batteast	2001-02	204
8. Courtney LaVere	2002-03	180
9. Taya Reimer	2013-14	175
10. Ashley Barlow	2006-07	173

As a Sophomore

Player	Season	Rebs.
1. Jacqueline Batteast	2002-03	267
2. Ruth Riley	1998-99	260
3. Letitia Bowen	1992-93	246
4. Mary Beth Schueth	1982-83	241
5. Jewell Loyd	2013-14	239
Katryna Gaither	1994-95	239
7. Taya Reimer	2014-15	227
8. Sandy Botham	1985-86	223
9. Margaret Nowlin	1989-90	217
10. Heidi Bunek	1986-87	215

As a Junior

Player	Season	Rebs.
1. Natalie Achonwa	2012-13	350
2. Katryna Gaither	1995-96	283
3. Jacqueline Batteast	2003-04	276
4. Letitia Bowen	1993-94	276
5. Heidi Bunek	1987-88	246
6. Margaret Nowlin	1990-91	240
7. Ruth Riley	1999-00	233
Krissi Davis	1989-90	233
9. Lindsay Schrader	2007-08	210
10. Jewell Loyd	2014-15	208

As a Senior

Player	Season	Rebs.
1. Katryna Gaither	1996-97	368
2. Devereaux Peters	2011-12	363
3. Devereaux Peters	2010-11	293
4. Ruth Riley	2000-01	281
5. Margaret Nowlin	1991-92	270
6. Letitia Bowen	1994-95	259
7. Natalie Achonwa	2013-14	255
8. Beth Morgan	1996-97	233
9. Lindsay Schrader	2009-10	228
Lindsay Schrader	2008-09	228
Kelley Siemon	2000-01	228

HIGHEST REBOUNDING AVERAGE

As a Freshman

Player	Season	RPG
1. Shari Matvey	1979-80	10.2
2. Mary Beth Schueth	1981-82	9.1
3. Brianna Turner	2014-15	7.9
4. Jacqueline Batteast	2001-02	7.84
5. Letitia Bowen	1991-92	7.79
6. Ruth Riley	1997-98	7.3
7. Carrie Bates	1981-82	6.5
8. Heidi Bunek	1985-86	6.3
9. Devereaux Peters	2007-08	5.6
Courtney LaVere	2002-03	5.6

As a Sophomore


Player	Season	RPG
1. Janice Crowe	1980-81	10.2
2. Letitia Bowen	1992-93	9.8
3. Mary Beth Schueth	1982-83	9.0
4. Ruth Riley	1998-99	8.4
5. Jacqueline Batteast	2002-03	8.3
6. Heidi Bunek	1986-87	8.0
7. Katryna Gaither	1994-95	7.7
8. Shari Matvey	1980-81	7.6
9. Margaret Nowlin	1989-90	7.5
10. Sandy Botham	1985-86	7.2

As a Junior

Player	Season	RPG
1. Jane Politiski	1978-79	9.6
2. Letitia Bowen	1993-94	9.52
3. Natalie Achonwa	2012-13	9.46
4. Katryna Gaither	1995-96	9.1
5. Heidi Bunek	1987-88	8.8
6. Jacqueline Batteast	2002-04	8.6
7. Krissi Davis	1989-90	8.0
8. Margaret Nowlin	1990-91	7.5
9. Ruth Riley	1999-00	7.3
10. Sandy Botham	1986-87	7.1

As a Senior

Player	Season	RPG
1. Katryna Gaither	1996-97	9.7
2. Jane Politiski	1978-79	9.6
3. Devereaux Peters	2011-12	9.3
4. Margaret Nowlin	1991-92	8.7
5. Letitia Bowen	1994-95	8.4
6. Jane Politiski	1979-80	7.9
7. Ruth Riley	2000-01	7.8
Sandy Botham	1987-88	7.8
9. Natalie Achonwa	2013-14	7.73
10. Mary Beth Schueth	1984-85	7.65



As a feisty power forward in 1991-92, Margaret Nowlin averaged 8.7 rebounds per game, which still ranks as the fourth-highest mark ever posted by a Notre Dame senior in one season.

MOST ASSISTS

As a Freshman			
Player	Season	Asst.	
1. Lindsay Allen	2013-14	150	
2. Mary Gavin	1984-85	116	
3. Coquese Washington	1989-90	114	
4. Skylar Diggins	2009-10	112	
5. Mollie Peirick	1994-95	106	
6. Karen Robinson	1987-88	99	
7. Ruth Kaiser	1981-82	89	
8. Michelle Marciniak	1991-92	85	
9. Melissa Lechlitrner	2006-07	83	
Vonnie Thompson	1983-84	83	

As a Sophomore			
Player	Season	Asst.	
1. Lindsay Allen	2014-15	205	
Mary Gavin	1985-86	205	
3. Skylar Diggins	2010-11	186	
4. Karen Robinson	1988-89	184	
5. Coquese Washington	1990-91	179	
6. Mollie Peirick	1995-96	177	
7. Le'Tania Severe	2001-02	146	
8. Mollie Peirick	1995-96	138	
9. Megan Duffy	2003-04	125	
10. Laura Dougherty	1982-83	102	

As a Junior			
Player	Season	Asst.	
1. Skylar Diggins	2011-12	222	
2. Mary Gavin	1986-87	214	
3. Niele Ivey	1998-99	181	
4. Megan Duffy	2004-05	178	
5. Mollie Peirick	1996-97	169	
6. Coquese Washington	1991-92	141	
7. Karen Robinson	1989-90	137	
8. Tulyah Gaines	2006-07	125	
9. Le'Tania Severe	2002-03	121	
10. Jewell Loyd	2014-15	118	

As a Senior			
Player	Season	Asst.	
1. Niele Ivey	2000-01	247	
2. Mary Gavin	1987-88	243	
3. Skylar Diggins	2012-13	225	
4. Mollie Peirick	1997-98	199	
5. Niele Ivey	1999-00	194	
6. Jeannine Augustin	1996-97	193	
7. Karen Robinson	1990-91	159	
8. Kara Leahy	1993-94	151	
9. Kayla McBride	2013-14	146	
10. Tulyah Gaines	2007-08	129	

HIGHEST ASSIST AVERAGE

As a Freshman			
Player	Season	APG	
1. Mary Gavin	1984-85	4.5	
2. Lindsay Allen	2013-14	3.94	
3. Mollie Peirick	1994-95	3.93	
Coquese Washington	1989-90	3.93	
5. Ruth Kaiser	1981-82	3.87	
6. Karen Robinson	1987-88	3.5	
7. Skylar Diggins	2009-10	3.2	
Laura Dougherty	1981-82	3.2	
9. Vonnie Thompson	1983-84	3.0	
10. Audrey Gomez	1991-92	2.9	

As a Sophomore

Player	Season	APG
1. Mary Gavin	1985-86	6.6
2. Karen Robinson	1988-89	5.8
3. Mollie Peirick	1995-96	5.7
4. Coquese Washington	1990-91	5.6
5. Lindsay Allen	2014-15	5.3
6. Le'Tania Severe	2001-02	4.9
7. Skylar Diggins	2010-11	4.8
8. Megan Duffy	2003-04	3.9
9. Laura Dougherty	1982-83	3.8
10. Diondra Toney	1986-87	3.7

As a Junior

Player	Season	APG
1. Mary Gavin	1986-87	7.9
2. Niele Ivey	1998-99	6.5
3. Skylar Diggins	2011-12	5.7
4. Coquese Washington	1991-92	5.6
5. Megan Duffy	2004-05	5.4
6. Karen Robinson	1989-90	4.7
7. Mollie Peirick	1996-97	4.5
8. Molly Cashman	1978-79	4.0
9. Tulyah Gaines	2006-07	3.9
10. Le'Tania Severe	2002-03	3.8

As a Senior

Player	Season	APG
1. Mary Gavin	1987-88	8.7
2. Niele Ivey	2000-01	6.9
3. Mollie Peirick	1997-98	6.2
4. Skylar Diggins	2012-13	6.08
4. Niele Ivey	1999-00	6.06
5. Kara Leary	1993-94	5.2
6. Jeannine Augustin	1996-97	5.1
7. Karen Robinson	1990-91	5.0
8. Coquese Washington	1992-93	4.4
9. Megan Duffy	2005-06	4.1
10. Kayla McBride	2013-14	3.8


MOST BLOCKED SHOTS

As a Freshman

Player	Season	Blks.
1. Shari Matvey	1979-80	94
2. Brianna Turner	2014-15	89
3. Ruth Riley	1997-98	71
4. Taya Reimer	2013-14	52
5. Devereaux Peters	2007-08	45
6. Erica Williamson	2006-07	39
7. Erica Solomon	2008-09	38
8. Jacqueline Batteast	2001-02	36
9. Amanda Barksdale	1999-00	34
10. Majenica Rupe	1989-90	28

As a Sophomore

Player	Season	Blks.
1. Ruth Riley	1998-99	101
2. Amanda Barksdale	2000-01	58
3. Jacqueline Batteast	2002-03	50
4. Katryna Gaither	1994-95	46
5. Taya Reimer	2014-15	43
6. Teresa Borton	2002-03	42
7. Courtney LaVere	2003-04	41
8. Erica Williamson	2007-08	38
9. Melissa D'Amico	2005-06	35
10. Heidi Bunek	1986-87	31



Three decades after her career ended, two-time North Star Conference Player of the Year Trena Keys still remains among the top shot blockers in Fighting Irish history — her 1.5 bpg. average in 1984-85 ranks third all-time among Notre Dame juniors.

As a Junior

Player	Season	Blks.
1. Ruth Riley	1999-00	85
2. Amanda Barksdale	2001-02	78
3. Ariel Braker	2012-13	45
4. Trena Keys	1984-85	43
5. Katryna Gaither	1995-96	40
6. Heidi Bunek	1987-88	39
Tricia McManus	1979-80	39
8. Jacqueline Batteast	2003-04	38
9. Natalie Achonwa	2012-13	34
10. Margaret Nowlin	1990-91	33

As a Senior

Player	Season	Blks.
1. Ruth Riley	2000-01	113
2. Devereaux Peters	2011-12	78
3. Devereaux Peters	2010-11	68
4. Teresa Borton	2004-05	57
5. Courtney LaVere	2005-06	50
6. Jacqueline Batteast	2004-05	43
7. Natalie Achonwa	2013-14	39
8. Katryna Gaither	1996-97	35
9. Trena Keys	1985-86	30
10. Skylar Diggins	2012-13	27

HIGHEST BLOCKED SHOT AVERAGE

As a Freshman

Player	Season	BPG
1. Shari Matvey	1979-80	3.1
2. Brianna Turner	2014-15	2.5
3. Ruth Riley	1997-98	2.2
4. Devereaux Peters	2007-08	2.0
5. Jacqueline Batteast	2001-02	1.38
6. Taya Reimer	2013-14	1.37
7. Erica Williamson	2006-07	1.3
8. Erica Solomon	2008-09	1.23
9. Amanda Barksdale	1999-00	1.21
10. Trena Keys	1982-83	1.0

THIS IS NOTRE DAME

2015-16 SEASON PREVIEW

THE FIGHTING IRISH

COACHES AND STAFF

OPPONENTS

2014-15 SEASON IN REVIEW

RECORDS

HISTORY

Individual Records by Class



As a Sophomore

Player	Season	BPG
1. Ruth Riley	1998-99	3.3
2. Amanda Barksdale	2000-01	1.7
3. Jacqueline Batteast	2002-03	1.6
4. Katryna Gaither	1994-95	1.5
5. Teresa Borton	2002-03	1.3
6. Courtney LaVere	2003-04	1.28
7. Melissa D'Amico	2005-06	1.17
8. Tricia McManus	1979-80	1.17
9. Taya Reimer	2014-15	1.16
10. Heidi Bunek	1986-87	1.15

As a Junior

Player	Season	BPG
1. Amanda Barksdale	2001-02	3.0
2. Ruth Riley	1999-00	2.7
3. Trena Keys	1984-85	1.5
4. Heidi Bunek	1987-88	1.4
5. Tricia McManus	1979-80	1.3
6. Katryna Gaither	1995-96	1.29
7. Ariel Braker	2012-13	1.25
8. Devereaux Peters	2009-10	1.2
9. Jacqueline Batteast	2003-04	1.2
10. Beth Morrison	1986-87	1.1

As a Senior

Player	Season	BPG
1. Ruth Riley	2000-01	3.1
2. Devereaux Peters	2011-12	2.0
3. Devereaux Peters	2010-11	1.74
4. Teresa Borton	2004-05	1.73
5. Courtney LaVere	2005-06	1.67
6. Jacqueline Batteast	2004-05	1.3
7. Natalie Achonwa	2013-14	1.2
8. Beth Morrison	1986-87	1.1
9. Trena Keys	1985-86	1.0



Skylar Diggins is the only Fighting Irish player to register triple-digit steals in one season, piling up 102 thefts in 2011-12 and a school-record 114 steals in 2012-13.

MOST STEALS

As a Freshman

Player	Season	Stls.
1. Skylar Diggins	2009-10	90
2. Coquese Washington	1989-90	67
3. Ashley Barlow	2006-07	63
4. Michelle Marciniak	1991-92	63
5. Ruth Kaiser	1981-82	61
6. Laura Dougherty	1981-82	60
7. Mary Beth Schueth	1981-82	52
8. Lindsay Allen	2013-14	49
Alicia Ratay	1999-00	49
10. Natalie Novosel	2008-09	45

As a Sophomore

Player	Season	Stls.
1. Coquese Washington	1990-91	83
2. Krissi Davis	1988-89	81
3. Niele Ivey	1997-98	77
4. Skylar Diggins	2010-11	75
5. Mary Gavin	1985-86	72
6. Ashley Barlow	2007-08	68
7. Jacqueline Batteast	2002-03	63
Karen Robinson	1988-89	63
9. Kayla McBride	2011-12	60
Le'Tania Severe	2001-02	60
Mollie Peirick	1995-96	60

As a Junior

Player	Season	Stls.
1. Skylar Diggins	2011-12	102
2. Megan Duffy	2004-05	90
3. Mary Gavin	1986-87	80
4. Coquese Washington	1991-92	79
5. Niele Ivey	1998-99	74
6. Comalita Haysbert	1990-91	72
7. Ashley Barlow	2008-09	70
8. Le'Tania Severe	2002-03	69
Letitia Bowen	1993-94	69
10. Tulyah Gaines	2006-07	66

As a Senior

Player	Season	Stls.
1. Skylar Diggins	2012-13	114
2. Niele Ivey	1999-00	95
3. Niele Ivey	2000-01	94
4. Mary Gavin	1987-88	93
5. Jeannine Augustin	1996-97	92
6. Brittany Mallory	2011-12	81
7. Ashley Barlow	2009-10	80
8. Devereaux Peters	2011-12	78
Coquese Washington	1992-93	78
10. Brittany Mallory	2010-11	77

HIGHEST STEAL AVERAGE

As a Freshman

Player	Season	SPG
1. Ruth Kaiser	1981-82	2.7
2. Skylar Diggins	2009-10	2.6
3. Laura Dougherty	1981-82	2.4
4. Coquese Washington	1989-90	2.3
5. Trena Keys	1982-83	2.11
6. Mary Beth Schueth	1981-82	2.08
7. Michelle Marciniak	1991-92	2.03
8. Ashley Barlow	2006-07	1.97
9. Devereaux Peters	2007-08	1.7
10. Alicia Ratay	1999-00	1.5

As a Sophomore

Player	Season	SPG
1. Coquese Washington	1990-91	2.6
2. Niele Ivey	1997-98	2.5
Krissi Davis	1988-89	2.5

4. Mary Gavin	1985-86	2.3
5. Ruth Kaiser	1982-83	2.1
6. Le'Tania Severe	2001-02	2.0
7. Jacqueline Batteast	2002-03	1.97
Karen Robinson	1988-89	1.97
9. Mollie Peirick	1995-96	1.94
10. Skylar Diggins	2010-11	1.92

As a Junior

Player	Season	SPG
1. Coquese Washington	1991-92	3.2
2. Mary Gavin	1986-87	3.0
3. Megan Duffy	2004-05	2.7
4. Niele Ivey	1998-99	2.64
5. Skylar Diggins	2011-12	2.62
6. Ashley Barlow	2008-09	2.41
7. Letitia Bowen	1993-94	2.38
8. Le'Tania Severe	2002-03	2.2
9. Karen Robinson	1989-90	2.14
10. Beth Morgan	1995-96	2.07

As a Senior

Player	Season	SPG
1. Mary Gavin	1987-88	3.3
2. Skylar Diggins	2012-13	3.1
3. Niele Ivey	1999-00	3.0
4. Coquese Washington	1992-93	2.9
5. Niele Ivey	2000-01	2.6
6. Kara Leary	1993-94	2.5
Krissi Davis	1990-91	2.5
8. Jeannine Augustin	1996-97	2.4
9. Ashley Barlow	2009-10	2.3
10. Letitia Bowen	1994-95	2.1

MOST TURNOVERS

As a Freshman

Player	Season	TO
1. Coquese Washington	1989-90	135
2. Michelle Marciniak	1991-92	134
3. Beth Morgan	1993-94	106
4. Skylar Diggins	2009-10	97
5. Karen Robinson	1987-88	96
6. Kelley Siemon	1997-98	90
7. Mollie Peirick	1994-95	89
Kari Hutchinson	1994-95	89
9. Courtney LaVere	2002-03	80
10. Jeannine Augustin	1993-94	79

As a Sophomore

Player	Season	TO
1. Karen Robinson	1988-89	184
2. Coquese Washington	1990-91	166
3. Skylar Diggins	2010-11	155
4. Mollie Peirick	1995-96	138
5. Le'Tania Severe	2001-02	120
6. Sara Liebscher	1988-89	101
7. Jacqueline Batteast	2002-03	99
8. Niele Ivey	1997-98	97
9. Lindsay Allen	2014-15	96
10. Taya Reimer	2014-15	94

As a Junior

Player	Season	TO
1. Le'Tania Severe	2002-03	119
2. Tulyah Gaines	2006-07	113
3. Heidi Bunek	1987-88	112
4. Coquese Washington	1991-92	111
Karen Robinson	1989-90	111
6. Mollie Peirick	1996-97	110
7. Letitia Bowen	1993-94	104
8. Skylar Diggins	2011-12	103
Megan Duffy	2004-05	103
10. Natalie Novosel	2010-11	102

As a Senior

Player	Season	TO
1. Mary Gavin	1987-88	152
2. Mollie Peirick	1997-98	137
3. Skylar Diggins	2012-13	135
4. Jeannine Augustin	1996-97	132
Beth Morgan	1996-97	132
6. Coquese Washington	1992-93	120
Karen Robinson	1990-91	120
8. Kara Leary	1993-94	110
9. Niele Ivey	2000-01	109
10. Sandy Botham	1987-88	107

HIGHEST TURNOVER AVERAGE

As a Freshman

Player	Season	TOPG
1. Coquese Washington	1989-90	4.7
2. Michelle Marciniak	1991-92	4.3
3. Audrey Gomez	1991-92	3.67
4. Beth Morgan	1993-94	3.66
5. Karen Robinson	1987-88	3.43
6. Devereaux Peters	2007-08	3.39
7. Mollie Peirick	1998-99	3.3
8. Kari Hutchinson	1994-95	3.1
9. Jacqueline Batteast	2001-02	2.9
10. Kelley Siemon	1997-98	2.8

As a Sophomore

Player	Season	TOPG
1. Karen Robinson	1988-89	5.8
2. Coquese Washington	1990-91	5.2
3. Mollie Peirick	1995-96	4.5
4. Le'Tania Severe	2001-02	4.0
5. Skylar Diggins	2010-11	3.97
6. Comalita Haysbert	1989-90	3.6
7. Letitia Bowen	1992-93	3.5
8. Sara Liebscher	1988-89	3.2
9. Niele Ivey	1997-98	3.13
Beth Morgan	1995-96	3.13

As a Junior

Player	Season	TOPG
1. Coquese Washington	1991-92	4.4
2. Heidi Bunek	1987-88	4.0
3. Karen Robinson	1989-90	3.8
4. Le'Tania Severe	2002-03	3.7
5. Letitia Bowen	1993-94	3.6
6. Tulyah Gaines	2006-07	3.5
7. Megan Duffy	2004-05	3.1
8. Niele Ivey	1998-99	3.04
9. Sara Liebscher	1989-90	2.96
10. Mollie Peirick	1996-97	2.9



Rosanne Bohman started all 38 games on Notre Dame's 1996-97 Final Four team, most notably scoring 16 points on eight of eight shooting in a second-round NCAA Championship win at Texas.

As a Senior

Player	Season	TOPG
1. Mary Gavin	1987-88	5.4
2. Coquese Washington	1992-93	4.4
3. Mollie Peirick	1997-98	4.4
4. Sandy Botham	1987-88	3.82
5. Kara Leary	1993-94	3.79
6. Skylar Diggins	2012-13	3.6
7. Beth Morgan	1996-97	3.5
Jeannine Augustin	1996-97	3.5
9. Niele Ivey	1999-00	3.2
10. Danielle Green	1998-99	3.1

MOST FOULS

As a Freshman

Player	Season	PF
1. Ruth Riley	1997-98	109
2. Letitia Bowen	1991-92	91
3. Taya Reimer	2013-14	90
Kelley Siemon	1997-98	90
5. Courtney LaVere	2002-03	88
6. Brianna Turner	2014-15	86
Michelle Marciniak	1991-92	86
8. Shari Matvey	1979-80	85
9. Sheila McMillen	1995-96	83
10. Sandy Botham	1984-85	82

As a Sophomore

Player	Season	PF
1. Ruth Riley	1988-89	106
2. Margaret Nowlin	1989-90	102
Tricia McManus	1979-80	102
4. Sandy Botham	1985-86	99
5. Kelley Siemon	1998-99	94
6. Becca Bruszewski	2008-09	88
7. Courtney LaVere	2003-04	87
8. Ashley Barlow	2007-08	86
Coquese Washington	1990-91	86
10. Lavetta Willis	1985-86	85

As a Junior

Player	Season	PF
1. Ruth Riley	1999-00	109
2. Margaret Nowlin	1990-91	106
3. Letitia Bowen	1993-94	103
4. Mollie Peirick	1996-97	100
5. Tricia McManus	1980-81	97
6. Sandy Botham	1986-87	94
7. Tulyah Gaines	2006-07	93
8. Becca Bruszewski	2009-10	92
9. Carey Poor	1994-95	88
10. Crystal Erwin	2005-06	83

As a Senior

Player	Season	PF
1. Devereaux Peters	2011-12	102
2. Letitia Bowen	1994-95	101
3. Becca Bruszewski	2010-11	99
4. Rosanne Bohman	1996-97	97
Katryna Gaither	1996-97	97
6. Devereaux Peters	2010-11	96
7. Sandy Botham	1987-88	91
8. Ruth Riley	2000-01	87
Tootie Jones	1993-94	87
10. Margaret Nowlin	1991-92	86

MOST TIMES FOULED OUT

As a Freshman

Player	Season	FO
1. Ruth Riley	1997-98	8
2. Devereaux Peters	2007-08	5
Courtney LaVere	2002-03	5

4. Letitia Bowen	1991-92	4
Cathy Emigholz	1986-87	4
6. Ashley Barlow	2006-07	3
Kelley Siemon	1997-98	3
Coquese Washington	1989-90	3
Jenny Klauke	1980-81	3
10. 12 tied with		2
(MR: Taya Reimer	2013-14)	

As a Sophomore

Player	Season	FO
1. Kelley Siemon	1998-99	6
2. Carey Poor	1993-94	5
Sandy Botham	1985-86	5
Tricia McManus	1979-80	5
5. Crystal Erwin	2004-05	4
Jacqueline Batteast	2002-03	4
Heidi Bunek	1987-88	4
8. three tied with		3

As a Junior

Player	Season	FO
1. Sandy Botham	1986-87	8
2. Margaret Nowlin	1990-91	7
3. Letitia Bowen	1993-94	6
4. Ruth Riley	1999-00	5
Tricia McManus	1979-80	5
6. five tied with		4

As a Senior

Player	Season	FO
1. Tootie Jones	1993-94	6
Margaret Nowlin	1991-92	6
3. Sandy Botham	1987-88	5
4. Letitia Bowen	1994-95	4
Sherri Orlosky	1993-94	4
Tricia McManus	1980-81	4
7. five tied with		3

GAMES STARTED

As a Freshman

Player	Season	GS
1. Lindsay Allen	2013-14	38
2. Brianna Turner	2014-15	35
Jewell Loyd	2012-13	35
4. Alicia Ratay	1999-00	32
5. Skylar Diggins	2009-10	30
Kelley Siemon	1997-98	30
7. Lindsay Schrader	2005-06	27
Karen Robinson	1987-88	27
9. Ruth Riley	1997-98	26
10. Beth Morgan	1993-94	25

As a Sophomore

Player	Season	GS
1. Lindsay Allen	2014-15	39
2. Skylar Diggins	2010-11	38
3. Jewell Loyd	2013-14	37
4. Kayla McBride	2011-12	36
5. Taya Reimer	2014-15	35
Alicia Ratay	2000-01	35
7. Breona Gray	2004-05	33
8. four tied at		32
(MR: Ashley Barlow	2007-08)	

As a Junior

Player	Season	GS
1. Jewell Loyd	2014-15	39
Skylar Diggins	2011-12	39
Natalie Novosel	2010-11	39
4. Michaela Mabrey	2014-15	38
5. Natalie Achonwa	2012-13	37
6. Kayla McBride	2012-13	36

THIS IS NOTRE DAME

2015-16 SEASON PREVIEW

THE FIGHTING IRISH

COACHES AND STAFF

OPPONENTS

2014-15 SEASON IN REVIEW

RECORDS

HISTORY

Individual Records by Class



7. Ericka Haney	2000-01	35
8. Ariel Braker	2012-13	33
Lindsay Schrader	2007-08	33
Megan Duffy	2004-05	33
Mollie Peirick	1996-97	33

As a Senior

Player	Season	GS
1. Brittany Mallory	2011-12	39
Natalie Novosel	2011-12	39
Devereaux Peters	2011-12	39
Becca Bruszewski	2010-11	39
Devereaux Peters	2010-11	39
6. Kayla McBride	2013-14	38
Rosanne Bohman	1996-97	38
Katryna Gaither	1996-97	38
Beth Morgan	1996-97	38
10. three tied with		37

GAMES PLAYED

As a Freshman

Player	Season	GP
1. Kathryn Westbeld	2014-15	39
Natalie Achonwa	2010-11	39
3. Lindsay Allen	2013-14	38
Taya Reimer	2013-14	38
Julie Henderson	1996-97	38
6. Brianna Turner	2014-15	36
Jewell Loyd	2012-13	36
Markisha Wright	2011-12	36
9. Skylar Diggins	2009-10	35
Brittany Mallory	2007-08	33
Charel Allen	2004-05	33

As a Sophomore

Player	Season	GP
1. Lindsay Allen	2014-15	39
Natalie Achonwa	2011-12	39
Kayla McBride	2011-12	39
Skylar Diggins	2010-11	39
Kaila Turner	2010-11	39
6. Sheila McMillen	1996-97	38
7. Michaela Mabrey	2013-14	38
8. Taya Reimer	2014-15	37
Jewell Loyd	2013-14	37
10. Markisha Wright	2012-13	36
Alicia Ratay	2000-01	36

As a Junior

Player	Season	GP
1. Michaela Mabrey	2014-15	39
Jewell Loyd	2014-15	39
Skylar Diggins	2011-12	39
Kaila Turner	2011-12	39
Natalie Novosel	2010-11	39
6. Mollie Peirick	1996-97	38
7. Hannah Huffman	2014-15	37
Madison Cable	2013-14	37
Natalie Achonwa	2012-13	37
Kayla McBride	2012-13	37

As a Senior

Player	Season	GP
1. Madison Cable	2014-15	39
Brittany Mallory	2011-12	39
Natalie Novosel	2011-12	39
Devereaux Peters	2011-12	39
Brittany Mallory	2010-11	39
Devereaux Peters	2010-11	39
Becca Bruszewski	2010-11	39
8. five tied with		38

MINUTES PLAYED

As a Freshman

Player	Season	GP
1. Skylar Diggins	2009-10	1,028
2. Jewell Loyd	2012-13	1,020
3. Lindsay Allen	2013-14	1,017
4. Alicia Ratay	1999-00	999
5. Brianna Turner	2014-15	921
6. Beth Morgan	1993-94	913
7. Lindsay Schrader	2005-06	858
8. Shari Matvey	1979-80	837
9. Michelle Marciniak	1991-92	814
10. Ashley Barlow	2006-07	810

As a Sophomore

Player	Season	Mins.
1. Skylar Diggins	2010-11	1,226
2. Lindsay Allen	2014-15	1,211
3. Alicia Ratay	2000-01	1,147
4. Jewell Loyd	2013-14	1,104
5. Kayla McBride	2011-12	1,081
6. Megan Duffy	2003-04	1,066
7. Jacqueline Batteast	2002-03	1,022
Krissi Davis	1988-89	1,022
9. Karen Robinson	1988-89	1,017
10. Mary Gavin	1985-86	973

As a Junior

Player	Season	Mins.
1. Jewell Loyd	2014-15	1,249
2. Megan Duffy	2004-05	1,222
3. Skylar Diggins	2011-12	1,201
4. Natalie Novosel	2010-11	1,102
5. Kayla McBride	2012-13	1,083
6. Charel Allen	2006-07	1,082
7. Jacqueline Batteast	2003-04	1,052
8. Ericka Haney	2000-01	1,047
9. Melissa Lechlitrner	2008-09	1,033
10. Niele Ivey	1999-00	1,028

As a Senior

Player	Season	Mins.
1. Beth Morgan	1996-97	1,227
2. Skylar Diggins	2012-13	1,184
3. Katryna Gaither	1996-97	1,177
4. Megan Duffy	2005-06	1,152
5. Niele Ivey	2000-01	1,151
6. Brittany Mallory	2011-12	1,146
7. Kayla McBride	2013-14	1,119
8. Jacqueline Batteast	2004-05	1,109
9. Alicia Ratay	2002-03	1,070
10. Natalie Novosel	2011-12	1,051

MOST MINUTES PER GAME

As a Freshman

Player	Season	MPG
1. Ruth Kaiser	1981-82	33.2
2. Beth Morgan	1993-94	31.5
3. Mary Beth Schueth	1981-82	31.4
4. Alicia Ratay	1999-00	31.2
5. Jewell Loyd	2012-13	31.1
6. Skylar Diggins	2009-10	29.4
7. Lindsay Schrader	2005-06	28.6
8. Shari Matvey	1979-80	27.9
9. Jacqueline Batteast	2001-02	27.6
10. Carrie Bates	1981-82	27.0

As a Sophomore

Player	Season	MPG
1. Megan Duffy	2003-04	33.3
2. Jacqueline Batteast	2002-03	31.94
Krissi Davis	1988-89	31.94

4. Alicia Ratay	2000-01	31.86
5. Karen Robinson	1988-89	31.8
6. Diondra Toney	1986-87	31.7
7. Skylar Diggins	2010-11	31.4
Mary Gavin	1985-86	31.4
9. Lindsay Allen	2014-15	31.1
10. Mary Beth Schueth	1982-83	30.5

As a Junior

Player	Season	MPG
1. Megan Duffy	2004-05	37.0
2. Mary Gavin	1986-87	35.1
3. Alicia Ratay	2001-02	33.83
4. Charel Allen	2006-07	33.81
5. Melissa Lechlitrner	2008-09	33.3
6. Ashley Barlow	2008-09	32.93
7. Jacqueline Batteast	2003-04	32.88
8. Beth Morgan	1995-96	32.6
9. Krissi Davis	1989-90	32.3
10. Jewell Loyd	2014-15	32.0

As a Senior

Player	Season	MPG
1. Megan Duffy	2005-06	38.4
2. Sheila McMillen	1998-99	33.8
3. Jacqueline Batteast	2004-05	33.6
4. Alicia Ratay	2002-03	33.4
5. Kara Leary	1993-94	32.7
6. Beth Morgan	1996-97	32.3
7. Niele Ivey	1999-00	32.1
8. Skylar Diggins	2012-13	32.0
9. Niele Ivey	2000-01	31.97
10. Karen Robinson	1990-91	31.8

MOST DOUBLE-DOUBLES

As a Freshman

Player	Season	DD
1. Shari Matvey	1979-80	15
2. Jacqueline Batteast	2001-02	11
3. Brianna Turner	2014-15	10
4. Mary Beth Schueth	1981-82	9
5. Ruth Riley	1997-98	8

As a Sophomore

Player	Season	DD
1. Ruth Riley	1998-99	12
2. Katryna Gaither	1994-95	10
Letitia Bowen	1992-93	10
Heidi Bunek	1986-87	10
5. Mary Beth Schueth	1982-83	9

As a Junior

Player	Season	DD
1. Natalie Achonwa	2012-13	19
2. Katryna Gaither	1995-96	14
3. Jacqueline Batteast	2003-04	13
4. Heidi Bunek	1987-88	10
5. Krissi Davis	1989-90	9

As a Senior

Player	Season	DD
1. Katryna Gaither	1996-97	17
2. Devereaux Peters	2011-12	12
3. Margaret Nowlin	1991-92	11
4. Jane Politiski	1978-79	11
5. Devereaux Peters	2010-11	10
Ruth Riley	2000-01	10

Current players listed in **boldface**

NOTE: Player class years sorted by academic standing; thus, fifth-year seniors may be listed twice under senior year records



Beth Morgan was one of the most prolific scorers in Notre Dame history and one of only four Fighting Irish players to register more than 2,000 points in her career.

POINTS

Table with 3 columns: Player, Most Points (Years, Pts.). Lists top scorers including Skylar Diggins (2,357), Beth Morgan (2,322), and Katryna Gaither (2,126).

Highest Scoring Average

Table with 3 columns: Player, Years, PPG. Lists players like Beth Morgan (18.6), Jewell Loyd (17.0), and Katryna Gaither (16.8).

Double-Figure Scoring Games

Table with 3 columns: Player, Years, Gms. Lists players like Skylar Diggins (125), Beth Morgan (110), and Ruth Riley (106).

Consecutive Games Scoring in Double Figures

Table with 3 columns: Player, Dates, Gms. Lists players like Katryna Gaither (1/21/97-76) and Jewell Loyd (3/12/13 to 1/11/15-60).

20-Point Games

Table with 3 columns: Player, Years, Gms. Lists Beth Morgan (56), Katryna Gaither (50), and Skylar Diggins (45).

Table with 3 columns: Player, Years, Gms. Lists players like Ruth Riley (37), Jewell Loyd (35), and Jacqueline Batteast (32).

30-Point Games

Table with 3 columns: Player, Years, Gms. Lists Jewell Loyd (7), Katryna Gaither (6), and Ruth Riley (5).

FIELD-GOALS

Most Field-Goals Made

Table with 3 columns: Player, Years, FGM. Lists Katryna Gaither (899), Skylar Diggins (822), and Beth Morgan (822).

Most Field-Goals Attempted

Table with 3 columns: Player, Years, FGA. Lists Beth Morgan (1,852), Skylar Diggins (1,834), and Jacqueline Batteast (1,744).

Highest Field-Goal Percentage (min. 400 attempts)

Table with 3 columns: Player, Years, Pct. Lists Ruth Riley (.632), Katryna Gaither (.610), and Heidi Bunek (.604).

3-POINT FIELD-GOALS

Most 3-Point Field-Goals Made

Table with 3 columns: Player, Years, 3FGM. Lists Alicia Ratay (262), Sheila McMillen (249), and Beth Morgan (249).

Consecutive Games With A 3-Point Field-Goal

Table with 3 columns: Player, Dates, Gms. Lists Beth Morgan (35), Sheila McMillen (31), and Heidi Bunek (20).

Most 3-Point Field-Goals Attempted

Table with 3 columns: Player, Years, 3FGA. Lists Sheila McMillen (650), Beth Morgan (628), and Alicia Ratay (560).

Highest 3-Point Field-Goal Percentage (min. 50 attempts)

Table with 3 columns: Player, Years, Pct. Lists Alicia Ratay (.476*), Madison Cable (.444), and Kari Hutchinson (.424).

FREE-THROWS

Most Free-Throws Made

Table with 3 columns: Player, Years, FTM. Lists Skylar Diggins (563), Ruth Riley (518), and Natalie Novosel (464).

Most Free-Throws Attempted

Table with 3 columns: Player, Years, FTA. Lists Skylar Diggins (724), Ruth Riley (687), and Natalie Novosel (588).

Highest Free-Throw Percentage (min. 75 attempts)

Table with 3 columns: Player, Years, Pct. Lists Kayla McBride (.882), Alicia Ratay (.872), and Megan Duffy (.859).

REBOUNDS

Most Rebounds

Table with 3 columns: Player, Years, Rebs. Lists Ruth Riley (1,007), Letitia Bowen (999), and Katryna Gaither (986).

THIS IS NOTRE DAME

2015-16 SEASON PREVIEW

THE FIGHTING IRISH

COACHES AND STAFF

OPPONENTS

2014-15 SEASON IN REVIEW

RECORDS

HISTORY



Opponent Records

Single-Game Records

Most Points (Game), Team – 124 by South Carolina on Jan. 31, 1981 (South Carolina 124, Notre Dame 48)

Most Points (Half), Team – 78 (2nd) by South Carolina on Jan. 31, 1981 (South Carolina 124, Notre Dame 48)

Most Points, Individual – 38 by Latasha Byears (DePaul) on Jan. 16, 1995

Fewest Points (Game), Team – 21 by Southeast Missouri State on Jan. 2, 2011 (Notre Dame 97, Southeast Missouri State 21)

Fewest Points (Half), Team – 6 (1st) by Southeast Missouri State on Jan. 2, 2011 (Notre Dame 97, Southeast Missouri State 21)

Most Field-Goals Made, Team – 55 by South Carolina on Jan. 31, 1981 (82 att.)

Most Field-Goals Made, Individual – 17 by Shelly Pennefather (Villanova) on Feb. 11, 1984 (24 attempts)

Most Field-Goals Made, Individual – 17 by Anucha Brown (Northwestern) on Dec. 7, 1983 (30)

Most Field-Goals Attempted, Team – 93 by Illinois-Chicago on Feb. 19, 1980 (30 made)

Most Field-Goals Attempted, Individual – 37 by Andrea Smith (South Florida) on Jan. 8, 2013 (13 made)

Highest Field-Goal Percentage, Team – .671 (55-82) by South Carolina on Jan. 31, 1981

Highest Field-Goal Percentage, Individual – 1.000 (10-10) by Nykesha Sales (Connecticut) on Dec. 6, 1997

Lowest Field-Goal Percentage, Team – .125 (7-56) by Southeast Missouri State on Jan. 2, 2011

Most 3-Point Field-Goals Made, Team – 13, three times (MR: by Boston College on Jan. 11, 2015 (22 attempts))

Most 3-Point Field-Goals Made, Individual – 7, five times (MR: Angie Bjorklund (Tennessee) on Jan. 5, 2008 (9 attempts))

Most 3-Point Field-Goals Attempted, Team – 34 by DePaul on March 22, 2015 (10 made)

Most 3-Point Field-Goals Attempted, Individual – 17 by Laurie Koehn (Kansas State) on March 25, 2003 (7 made)

Highest 3-Point Field-Goal Percentage, Team – 1.000 (3-3) by Pittsburgh on Feb. 15, 1998

Highest 3-Point Field-Goal Percentage, Individual – 1.000 (6-6) by Nicole Erickson (Duke) on Nov. 22, 1997

Most Free-Throws Made, Team – 34 by St. Joseph's (Ind.) on Feb. 17, 1981

Most Free-Throws Made, Individual – 15, four times (MR: Nok Duany (Georgetown) on Feb. 23, 2002)

Most Free-Throws Attempted, Team – 45 by South Florida on Jan. 13, 2007

Most Free-Throws Attempted, Individual – 19 by Nok Duany (Georgetown) on Feb. 23, 2002

Highest Free-Throw Percentage, Team – 1.000 (20-20) by Arizona on Nov. 24, 2001

Highest Free-Throw Percentage, Individual – 1.000 (15-15) by Jen Cole (La Salle) on Jan. 2, 1993

Most Rebounds, Team – 67 by Michigan on Jan. 20, 1979

Most Rebounds, Individual – 20, four times (MR: Wendy Scholtens (Vanderbilt) on Jan. 8, 1989)

Most Assists, Team – 30 by Loyola (Ill.) on Feb. 18, 1989

Most Assists, Individual – 16 by Veronica Pettry (Loyola, Ill.) on Feb. 18, 1989

Most Turnovers, Team – 49 by New Hampshire on Nov. 12, 2010

Most Turnovers, Individual – 13 by Chanivra Broussard (Miami) on Feb. 25, 2004

Fewest Turnovers, Team – 5 by Villanova on Jan. 25, 2003

Most Blocked Shots, Team – 16 by Connecticut on Jan. 27, 2007

Most Blocked Shots, Individual – 9, three times (MR: Jassany Williams (Miami) on Jan. 8, 2015)

Most Steals, Team – 26 by Michigan on Dec. 8, 1979

Most Steals, Individual – 12 by Diana Vines (DePaul) on Jan. 24, 1989

Most Fouls – 37 by Mercer on Dec. 30, 2011

Single-Season Records

Fewest Points (full season - 20+ games)

1.	1,315	1978-79 (22 games)
2.	1,378	1981-82 (25)
3.	1,645	1984-85 (28)

Most Points: 2,408, 1996-97 (38)

Lowest Scoring Average

1.	52.9	2011-12 (2,062p/39g)
2.	55.1	1981-82 (1,378/25)
3.	55.8	2000-01 (2,008/36)

Highest Scoring Average: 71.8, 1991-92 (2,227/31)

Fewest Field-Goals Made

1.	544	1978-79
2.	564	1981-82
3.	608	2001-02

Most Field-Goals Made: 895, 2014-15

Fewest Field-Goals Attempted

1.	1,315	1978-79
2.	1,407	1981-82
3.	1,610	1992-93

Most Field-Goals Attempted: 2,378, 2014-15

Lowest Field-Goal Percentage

1.	.336	2000-01 (748-2,228)
2.	.349	2001-02 (608-1,740)
3.	.3548	1999-00 (701-1,976)

Highest Field-Goal Percentage: .446, 1983-84 (755-1,693)

Fewest 3-Point Field-Goals Made

1.	55	1989-90
2.	60	1987-88
3.	66	1988-89

Most 3-Point Field-Goals Made: 188, 2014-15 & 1996-97

Fewest 3-Point Field-Goals Attempted

1.	177	1989-90
2.	179	1987-88
3.	195	1988-89

Most 3-Point Field-Goals Attempted: 661, 1996-97

Lowest 3-Point Field-Goal Percentage

1.	.251	2000-01 (157-625)
2.	.253	2003-04 (128-506)
3.	.265	2011-12 (131-495)

Highest 3-Point Field-Goal Percentage: .375, 2005-06 (181-483)

Fewest Free-Throws Made

1.	227	1978-79
2.	248	1981-82
3.	309	1987-88

Most Free-Throws Made: 544, 1997-98

Fewest Free-Throws Attempted

1. 384 1981-82
2. 396 1978-79
3. 474 1987-88

Most Free-Throws Attempted: 793, 1997-98

Lowest Free-Throw Percentage

1. .573 1978-79 (227-396)
2. .589 1979-80 (346-578)
3. .633 1984-85 (343-542)

Highest Free-Throw Percentage: .744, 2002-03 (389-523)

Fewest Rebounds

1. 806 1981-82
2. 925 1987-88
3. 931 1984-85

Most Rebounds: 1,350, 1996-97

Lowest Rebound Average

1. 32.23 2011-12
2. 32.24 1981-82
3. 32.3 2010-11

Highest Rebound Average: 46.3, 1978-79

Fewest Assists

1. 251 1981-82
2. 300 1982-83
3. 316 1992-93

Most Assists: 612, 1978-79

Fewest Blocked Shots

1. 43 1986-87
2. 46 1988-89
3. 48 1984-85

Most Blocked Shots: 176, 2012-13

Fewest Steals

1. 205 2005-06
2. 238 2008-09
3. 247 1981-82

Most Steals: 612, 1978-79

Fewest Fouls

1. 421 1986-87
2. 427 1981-82
3. 433 1992-93

Most Fouls: 739, 2010-11

Fewest Times Fouled Out

1. 0 2000-01
2. 5 1992-93
3. 7 1986-87

Most Times Fouled Out: 22, 1998-99 & 1985-86

Most Turnovers (not kept before 1987-88)

1. 873 2011-12
2. 864 2010-11
3. 791 2009-10

Fewest Turnovers: 432, 2001-02

THIS IS NOTRE DAME

2015-16 SEASON PREVIEW

THE FIGHTING IRISH

COACHES AND STAFF

OPPONENTS

2014-15 SEASON IN REVIEW

RECORDS

HISTORY



Career 1,000-Point Scorers

	Player, Years	G	FGM	3FGM	FTM	Avg.	Pts.
1.	Skylar Diggins, 2009-13	150	822	150	563	15.7	2,357
2.	Beth Morgan, 1993-97	125	822	231	447	18.6	2,322
3.	Katryna Gaither, 1993-97	128	899	0	328	16.6	2,126
4.	Ruth Riley, 1997-01	131	777	0	518	15.8	2,072
5.	Jewell Loyd, 2012-15	112	703	99	404	17.0	1,909
6.	Kayla McBride, 2010-14	133	743	90	300	14.1	1,876
7.	Jacqueline Batteast, 2001-05	123	723	62	366	15.2	1,874
8.	Alicia Ratay, 1999-03	130	557	262	387	13.6	1,763
9.	Karen Robinson, 1987-91	121	633	17	307	13.1	1,590
10.	Trena Keys, 1982-86	111	690	—	209	14.3	1,589
11.	Natalie Novosel, 2008-12	144	511	83	464	10.9	1,569
12.	Charel Allen, 2004-08	129	602	64	298	12.1	1,566
13.	Natalie Achonwa, 2010-14	145	597	5	347	10.7	1,546
14.	Ashley Barlow, 2006-10	130	497	139	359	11.5	1,492
15.	Sandy Botham, 1984-88	114	594	0	272	12.8	1,460
16.	Sheila McMillen, 1995-99	131	454	249	282	11.0	1,439
17.	Niele Ivey, 1996-01	132	477	190	286	10.8	1,430
18.	Lindsay Schrader, 2005-10	128	594	6	235	11.2	1,429
19.	Shari Matvey, 1979-83	109	616	—	141	12.6	1,373
20.	Devereaux Peters, 2007-12	129	541	0	237	10.2	1,319
21.	Margaret Nowlin, 1988-92	119	540	0	232	11.0	1,312
22.	Megan Duffy, 2002-06	127	363	161	403	10.2	1,290
23.	Mary Beth Schueth, 1981-85	105	487	—	259	11.7	1,233
24.	Letitia Bowen, 1991-95	113	456	2	305	10.8	1,219
25.	Heidi Bunek, 1985-89	83	509	0	184	14.5	1,202
26.	Krissi Davis, 1987-91	118	462	0	270	10.1	1,194
27.	Courtney LaVere, 2002-06	122	471	8	200	9.4	1,150
28.	Becca Bruszewski, 2007-11	136	462	30	194	8.4	1,148
29.	Danielle Green, 1995-00	116	409	5	283	9.5	1,106
30.	Carrie Bates, 1981-85	96	439	—	182	11.0	1,060
31.	Mollie Peirick, 1994-98	128	364	129	177	8.1	1,034
32.	Kelley Siemon, 1997-01	127	398	0	210	7.9	1,006
33.	Melissa Lechlitner, 2006-10	131	373	71	188	7.7	1,005

Single-Game 30-Point Scorers (sorted by date)

Player	Opponent	Date	Result	Points	Player	Opponent	Date	Result	Points
Shari Matvey	(1) vs. Chicago State	Jan. 11, 1980	W, 68-61	31	Jacqueline Batteast	(10) #10/9 Ohio State	Nov. 20, 2004	W, 66-62	32
Shari Matvey	Mount St. Joseph	Jan. 26, 1980	W, 78-76	31	Megan Duffy	Marquette	Jan. 10, 2006	W, 67-65 (ot)	32
Shari Matvey	(2) at Pacific Lutheran	March 12, 1980	W, 57-48	30	Charel Allen	St. John's	Jan. 16, 2007	W, 83-65	31
Trena Keys	at Dayton	Feb. 5, 1985	W, 81-66	30	Charel Allen	(11) vs. #14/13 Oklahoma	March 25, 2008	W, 79-75 (ot)	35
Trena Keys	at Northern Illinois	Dec. 15, 1985	W, 88-65	31	Skylar Diggins	(12) Vermont	March 23, 2010	W, 84-66	31
Trena Keys	at #18 Rutgers	Jan. 9, 1986	L, 61-69	30	Skylar Diggins	West Virginia	Feb. 12, 2012	L, 63-65	32
Trena Keys	at Loyola (Ill.)	Feb. 21, 1986	W, 79-67	30	Natalie Novosel	South Florida	Feb. 25, 2012	W, 80-68	32
Heidi Bunek	Marquette	Jan. 26, 1988	W, 88-51	32	Skylar Diggins	at #9/9 Tennessee	Jan. 28, 2013	W, 77-67	33
Krissi Davis	at Dayton	Feb. 28, 1991	L, 76-79	30	Jewell Loyd	Central Michigan	Dec. 22, 2013	W, 106-72	30
Karen Robinson	(3) vs. Northern Illinois	March 23, 1991	L, 82-84	30	Jewell Loyd	at #8/6 Maryland	Jan. 27, 2014	W, 87-83	31
Michelle Marciniak	at #NR/24 Georgia	Dec. 8, 1991	L, 86-90 (ot)	33	Kayla McBride	#7/7 Duke	Feb. 23, 2014	W, 81-70	31
Margaret Nowlin	Louisville	Jan. 15, 1992	L, 53-64	30	Jewell Loyd	(13) #5/6 Baylor	March 31, 2014	W, 88-69	30
Katryna Gaither	Cleveland State	Jan. 9, 1995	W, 90-66	34	Jewell Loyd	#3/3 Connecticut	Dec. 6, 2014	L, 58-76	31
Katryna Gaither	at Cleveland State	Feb. 16, 1995	W, 83-79 (ot)	31	Jewell Loyd	at #25/25 DePaul	Dec. 10, 2014	W, 94-93 (ot)	41*
Katryna Gaither	at Northern Illinois	Feb. 23, 1995	W, 58-51	32	Jewell Loyd	#5/6 Tennessee	Jan. 19, 2015	W, 88-77	34
Katryna Gaither	at Indiana	Nov. 24, 1995	W, 82-73	31†	Jewell Loyd	at Georgia Tech	Feb. 19, 2015	W, 71-61	31
Beth Morgan	(4) vs. #12/13 Penn State	Dec. 1, 1995	L, 77-86	32					
Beth Morgan	(4) vs. #NR/22 Texas A&M	Dec. 3, 1995	L, 84-88 (ot)	34					
Beth Morgan	Syracuse	Jan. 10, 1996	W, 91-52	32					
Katryna Gaither	at Providence	Jan. 14, 1996	W, 90-80	34					
Katryna Gaither	(5) vs. Ohio	Nov. 29, 1996	W, 95-82	40					
Beth Morgan	(6) at #1/1 Connecticut	March 4, 1997	L, 77-86	30					
Beth Morgan	(7) vs. #8/7 Alabama	March 22, 1997	W, 87-71	36					
Ruth Riley	vs. Providence	Jan. 10, 1999	W, 79-56	36					
Ruth Riley	at Providence	Jan. 30, 1999	W, 97-59	41*					
Alicia Ratay	(8) vs. #9/12 North Carolina	Dec. 4, 1999	W, 99-86	32					
Ruth Riley	(8) vs. Liberty	Dec. 5, 1999	W, 85-68	32					
Ruth Riley	vs. Miami (Fla.)	Feb. 22, 2000	W, 83-68	36					
Ruth Riley	(9) vs. #10/13 Vanderbilt	March 26, 2001	W, 72-64	32					
Alicia Ratay	West Virginia	Feb. 19, 2002	W, 72-63	31					
Alicia Ratay	at Providence	Feb. 16, 2003	W, 67-61	30					

(1) Huskie Invitational (DeKalb, Ill.)
 (2) AIAW National Tournament (Tacoma, Wash.)
 (3) NWTI (Amarillo, Texas)
 (4) Kona Women's Basketball Classic (Kona, Hawaii)
 (5) Comfort Inn Downtown Classic (Atlanta, Ga.)
 (6) BIG EAST Championship Final (Storrs, Conn.)
 (7) NCAA East Regional Semifinal (Columbia, S.C.)
 (8) Wachovia Women's Invitational Tournament (Richmond, Va.)
 (9) NCAA Midwest Regional Final (Denver, Colo.)
 (10) Preseason WNIT Championship Game (Notre Dame, Ind.)
 (11) NCAA Oklahoma City Region - Second Round (West Lafayette, Ind.)
 (12) NCAA Kansas City Region - Second Round (Notre Dame, Ind.)
 (13) NCAA Notre Dame Regional Final (Notre Dame, Ind.)

Current players listed in **boldface** (freshmen in italics)
 * - indicates school record
 † - indicates season opener
 Rankings listed are from AP/USA Today polls at tipoff (single rankings are from AP poll only)



South Bend, Ind.
(2009-13) – 2,357

1. SKYLAR DIGGINS

Holder or co-holder of 32 school records upon her graduation • only Notre Dame player (male or female) with 2,000 points/500 rebounds/500 assists/300 steals in career • One of only three Notre Dame players to top 1,000 points during sophomore year (Loyd, Morgan) • member of 2011 and 2012 NCAA Final Four All-Tournament Teams and three-time NCAA Regional Most Outstanding Player (2011-13) • recipient of 2012 and 2013 Nancy Lieberman Awards and 2013 Dawn Staley Award • helped lead Notre Dame to 130 wins and three NCAA Final Fours, including 2011 and 2012 NCAA national championship games • four-time All-American,

including consensus first-team pick in 2012 and 2013 • two-time BIG EAST Player of the Year (2012, 2013) • four-time all-BIG EAST selection (2010-13) • two career triple-doubles • five-time USA Basketball gold medalist, most recently with 2012 USA 3x3 World Championship Team • second of four ND players chosen with WNBA Draft lottery (top-three) pick, going third overall in 2013 to Tulsa Shock • 2013 WNBA All-Rookie Team pick • 2014 All-WNBA First Team selection • 2014 WNBA Most Improved Player • Two-time WNBA All-Star starter (2014, 2015) • member of 2014-16 USA Basketball Senior Women's National Team player pool.

Diggins' Career Statistics

Year	GP-GS	FG-FGA	Pct.	3FG-FGA	Pct.	FTM-FTA	Pct.	OR	DR	TR	Avg.	A	TO	B	S	PF	Min-Avg.	Pts	Avg.
2009-10	35-30	169-395	.439	35-100	.350	111-142	.782	48	95	143	4.1	112	97	23	90	80	1028-29.4	484	13.8
2010-11	39-38	202-468	.432	36-108	.333	145-198	.732	42	114	156	4.0	186	155	17	75	72	1226-31.4	585	15.0
2011-12	39-39	233-466	.500	33-93	.355	158-201	.786	45	82	127	3.3	222	103	19	102	64	1201-30.8	657	16.8
2012-13	37-37	218-515	.423	46-127	.362	149-183	.814	29	102	131	3.5	225	135	27	114	66	1184-32.0	631	17.1
Totals	150-144	822-1834	.448	150-428	.350	563-724	.778	164	393	557	3.7	745	490	86	381	282	4639-30.9	2357	15.7



Bloomington, Ind.
(1993-97) – 2,322

2. BETH MORGAN

Set or tied 28 school records during her four-year career • captained team during the 1995-96 and 1996-97 campaigns • earned Associated Press and Women's Basketball Coaches Association (WBCA) honorable mention All-America honors as a junior and senior • first team all-BIG EAST selection in her final two campaigns • twice named to the BIG EAST All-Tournament Team • named to the 1997 NCAA East Regional All-Tournament Team • set a career high and NCAA East Regional record with her 36-point performance in '97 against Alabama tying a school record with her six three-pointers in the contest • helped USA team capture the gold medal at the World University Games in August '97 • teamed

with Katryna Gaither to help the USA World Championship Qualifying Team to the silver medal at World Championship Qualifying Tournament in Brazil during the summer of '97 • earned a spot on the U.S. Select Team in summer of '96 • scored in double figures in 115 of 125 games • a second-round draft pick in 1997 by the American Basketball League's Philadelphia Rage, where she played for two seasons • also saw action with the WNBA's Washington Mystics in 2000 • in fourth season as associate coach at Notre Dame after 11 seasons on staff (the final nine as head coach) at Virginia Commonwealth University.

Morgan's Career Statistics

Year	GP-GS	FG-FGA	Pct.	3FG-FGA	Pct.	FTM-FTA	Pct.	OR	DR	TR	Avg.	A	TO	B	S	PF	Min-Avg.	Pts	Avg.
1993-94	29-25	192-410	.468	46-124	.371	88-112	.786	33	92	125	4.3	64	106	6	31	43	913-31.5	518	17.9
1994-95	27-21	176-392	.449	53-139	.381	77-96	.802	23	87	110	4.1	43	78	6	37	46	808-29.9	482	17.9
1995-96	31-31	219-475	.461	71-178	.399	117-137	.854	27	127	154	5.0	80	97	6	64	59	1010-32.6	626	20.2
1996-97	38-38	235-575	.409	61-187	.326	165-204	.809	39	194	233	6.1	97	132	5	66	56	1227-32.3	696	18.3
Totals	125-115	822-1852	.444	231-628	.368	447-549	.814	122	500	622	5.0	284	413	23	198	204	3958-31.7	2322	18.6



Mt. Vernon, N.Y.
(1993-97) – 2,126

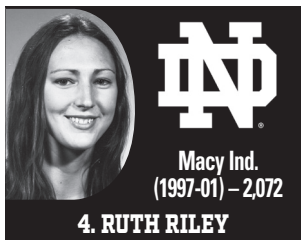
3. KATRYNA GAITHER

Set or tied 22 Irish school records at time of graduation • led team in scoring with a school-record 20.4 ppg. during Notre Dame's 1997 NCAA Final Four campaign • also was the team's leading rebounder during 1996-97 as she averaged 9.7 rebounds • 1997 NCAA East Regional Most Outstanding Player • garnered Associated Press and Women's Basketball Coaches Association (WBCA) honorable mention All-America honors as a junior and senior • a two-time first-team all-BIG EAST and conference all-tournament team selection • set Irish single-season scoring record during the 1996-97 campaign with 776 points • registered career-high 40-point performance versus Ohio University • scored in double

figures in school-record 76 straight games from 1995-97 • first-ever recipient of the Philadelphia On-Line National Player-of-the-Week award • recorded 40 double-doubles during her career • along with Beth Morgan, played on the '97 USA World Championship Qualifying Team and led that team to the silver medal • a third-round draft pick in 1997 by the American Basketball League's San Jose Lasers, where she played for two seasons • played in the WNBA from 2000-02 with five different teams • enjoyed successful pro career in Europe before retiring in 2012 • currently serves as systems administrator for New Haven (Conn.) Board of Education.

Gaither's Career Statistics

Year	GP-GS	FG-FGA	Pct.	3FG-FGA	Pct.	FTM-FTA	Pct.	OR	DR	TR	Avg.	A	TO	B	S	PF	Min-Avg.	Pts	Avg.
1993-94	28-0	62-112	.554	0-0	.000	23-47	.489	38	58	96	3.4	1	25	20	15	47	281-10.0	147	5.3
1994-95	31-26	252-406	.621	0-1	.000	86-167	.515	83	156	239	7.7	35	73	46	55	82	838-27.0	580	19.0
1995-96	31-31	261-412	.633	0-0	.000	91-157	.580	87	196	283	9.1	28	77	40	61	82	893-28.8	613	19.8
1996-97	38-38	324-544	.596	0-0	.000	128-180	.711	149	219	368	9.7	35	73	35	76	97	1177-31.0	776	20.4
Totals	128-95	899-1474	.610	0-1	.000	328-551	.595	357	629	986	7.7	99	248	141	207	308	3189-24.9	2126	16.6



Macy Ind.
(1997-01) – 2,072
4. RUTH RILEY

Only Irish player with 2,000 points and 1,000 rebounds in her career • winner of 2001 Naismith Award, the first Notre Dame player to be honored • two-time first-team Associated Press All-America selection (2000, 2001) • two-time first-team CoSIDA Academic All-American (2000, 2001) and 2001 CoSIDA Academic All-America Team Member of the Year • 2012 CoSIDA Academic All-America Hall of Fame inductee • school's all-time career leader in seven categories at time of her graduation • three-time BIG EAST Defensive Player of the Year (1999-2001) • three-time first-team all-BIG EAST selection and 2001 BIG EAST Player of the Year • holds Notre Dame single-game scoring record (41 points vs. Providence on Jan. 30, 1998) • Most Outstanding Player of 2001 NCAA Final Four, where she hit two free-throws with 5.8 seconds left to lift Irish to national championship • selected by the Miami Sol in the first round (fifth overall) of 2001 WNBA

Draft • 2003 WNBA Finals Most Valuable Player after leading Detroit to its first title (Shock won second crown in 2006) • 2005 WNBA All-Star • one of three women's basketball players named Finals MVP at both NCAA and WNBA levels • traded to San Antonio Silver Stars in 2007, helping team to five consecutive playoff berths, including '08 WNBA Finals • signed as free agent with Chicago Sky in February 2012 and Atlanta Dream in June 2013, helping latter to '13 WNBA Finals • first vice-president of WNBA Players Association from 2005-14 • member of 2004 U.S. Olympic Team that won gold at Athens Games • one of nine players to win NCAA and WNBA championships and earn an Olympic gold medal • retired from WNBA in 2014 • currently pursuing Master of Business Administration (MBA) degree through Notre Dame's top-ranked Mendoza College of Business.

Riley's Career Statistics

Year	GP-GS	FG-FGA	Pct.	3FG-FGA	Pct.	FTM-FTA	Pct.	OR	DR	TR	Avg.	A	TO	B	S	PF	Min-Avg.	Pts	Avg.
1997-98	32-26	141-235	.600	0-0	.000	86-115	.748	91	142	233	7.3	21	64	71	27	109	674-21.1	388	11.5
1998-99	31-31	199-290	.683	0-0	.000	118-171	.690	105	155	260	8.4	40	81	101	25	106	791-25.5	514	16.6
1999-00	32-31	193-314	.615	0-0	.000	132-164	.805	88	145	233	7.3	41	88	85	17	109	790-24.7	518	16.2
2000-01	36-36	245-390	.628	0-0	.000	182-237	.768	92	189	281	7.8	70	83	113	20	87	1024-28.4	672	18.7
Totals	131-124	777-1229	.632	0-0	.000	518-687	.754	376	631	1007	7.7	172	316	370	89	411	3279-25.0	2072	15.8




Lincolnwood, Ill.
(2012-15) – 1,909
5. JEWELL LOYD

2015 espnW National Player of the Year • two-time consensus All-America selection (2014, 2015) • 2015 ACC Player of the Year • three-time all-conference pick (2013-BIG EAST; 2014-15-ACC) • Most Outstanding Player of 2014 NCAA Notre Dame Regional and 2014 and 2015 ACC Championships, leading Irish to title in each tournament • two-time NCAA Final Four All-Tournament Team (2014, 2015) • two-time All-ACC Defensive Team choice (2014, 2015) • 2013 USBWA National Freshman of the Year • 2013 BIG EAST Freshman of the Year • one of three ND players to score 1,000 points before end of sophomore season (along with Diggins and Morgan) • her 17.0 career points-per-game

average is second-highest in school history (Morgan - 18.6) • holds school record with seven career 30-point games and ranks fifth with 35 career 20-point games, in addition to scoring in double figures 99 times (seventh in school history) • scored in double figures in 60 consecutive games (from 2013-15), the second-longest streak in program history (Gaither - 76) • elected to forgo her final year at Notre Dame to enter 2015 WNBA Draft • selected by Seattle Storm with No. 1 overall pick, the most recent of ND's WNBA-record four consecutive lottery picks from 2012-15 (first-ever No. 1 choice) • 2015 WNBA All-Rookie Team selection • 2015 WNBA Rookie of the Year.

Loyd's Career Statistics

Year	GP-GS	FG-FGA	Pct.	3FG-FGA	Pct.	FTM-FTA	Pct.	OR	DR	TR	Avg.	A	TO	B	S	PF	Min-Avg.	Pts	Avg.
2012-13	36-35	164-367	.447	31-75	.413	91-111	.820	93	94	187	5.2	76	76	11	35	55	1120-31.1	450	12.5
2013-14	37-37	267-516	.517	35-88	.398	118-146	.808	97	142	239	6.5	79	65	18	58	51	1104-29.3	687	18.6
2014-15	39-39	272-614	.443	33-107	.308	195-236	.826	56	152	208	5.3	118	98	17	59	44	1249-32.0	772	19.8
Totals	112-111	703-1497	.470	99-270	.367	404-493	.819	246	388	634	5.7	273	239	46	152	150	3473-31.0	1909	17.0



Erie, Pa.
(2010-14) – 1,876
6. KAYLA McBRIDE

Two-time Associated Press and Women's Basketball Coaches Association (WBCA) All-America selection, including consensus first-team choice in 2014 • 2014 NCAA Final Four All-Tournament Team pick • three-time NCAA regional all-tournament team selection (2012-14) • 2014 Atlantic Coast Conference Player of the Year • two-time first-team all-conference (2013-BIG EAST; 2014-ACC) • 2013 BIG EAST Championship Most Outstanding Player after leading Notre Dame to its first BIG EAST Tournament title in its final season in that conference • scored 669 points as a senior (sixth-most by an Irish player in one season) • her 882

career free-throw percentage is tops in school history and 16th in NCAA D-I history • earned gold medal with USA Basketball U18 National Team at 2010 FIBA Americas U18 Championship in Colorado Springs • member of 2014-16 USA Basketball Senior Women's National Team player pool (added after solid effort at Oct. 2013 mini-camp, when she was first active Notre Dame player to suit up for USA Basketball Senior National Team) • selected by San Antonio Stars with No. 3 overall pick in first round of 2014 WNBA Draft (third of ND's four consecutive lottery selections from 2012-15) • named to 2014 WNBA All-Rookie Team • 2015 WNBA All-Star.

McBride's Career Statistics

Year	GP-GS	FG-FGA	Pct.	3FG-FGA	Pct.	FTM-FTA	Pct.	OR	DR	TR	Avg.	A	TO	B	S	PF	Min-Avg.	Pts	Avg.
2010-11	19-4	68-122	.557	4-17	.235	25-29	.862	20	43	63	3.3	29	33	3	18	22	452-23.8	165	8.7
2011-12	39-36	179-361	.496	19-50	.380	75-86	.872	58	120	178	4.6	67	71	4	60	75	1081-27.7	452	11.6
2012-13	37-36	237-523	.453	26-82	.317	90-100	.900	60	110	170	4.6	88	73	8	57	74	1083-29.3	590	15.9
2013-14	38-38	259-557	.465	41-112	.366	110-125	.880	43	157	200	5.3	146	82	6	48	57	1119-29.4	669	17.6
Totals	133-114	743-1563	.475	90-261	.345	300-340	.882	181	430	611	4.6	330	259	21	183	228	3735-28.1	1876	14.1



South Bend, Ind.
(2001-05) – 1,874

7. JACQUELINE BATTEAST

Ended career in the top five on 16 of Notre Dame's career statistical charts • 2005 Women's Basketball Coaches Association (WBCA) All-America Team selection and three-time WBCA All-America Team finalist (2002, 2004, 2005) • two-time Associated Press All-America pick • *Basketball Times* Fifth-Team All-America choice (2004) • United States Basketball Writers Association (USBWA) National Freshman of the Year (2002) • BIG EAST Player of the Year (2005) • four-time all-BIG EAST selection, including first-team honors in 2004 and 2005 • BIG EAST Rookie of the Year (2002) • NCAA East Regional All-Tournament Team (2004) • Preseason WNIT Most Valuable Player (2004) • started

school-record 97 consecutive games to end her career • scored in double figures 101 times in 123 career games • played in 10 NCAA Championship games, guiding Notre Dame to Sweet 16 in 2003 and 2004 • averaged 22.0 ppg. and 11.7 rpg. with a .483 field-goal percentage and three double-doubles in 2004 NCAA Championship • chosen in second round of 2005 WNBA Draft by Minnesota Lynx • traded to Detroit Shock in 2006 and won WNBA title that season (was teammates with Ruth Riley) • later spent time on coaching staff at her prep alma mater, South Bend's Washington High School.

Batteast's Career Statistics

Year	GP-GS	FG-FGA	Pct.	3FG-FGA	Pct.	FTM-FTA	Pct.	OR	DR	TR	Avg.	A	TO	B	S	PF	Min-Avg.	Pts	Avg.
2001-02	26-22	132-327	.404	27-81	.333	67-100	.670	68	136	204	7.8	53	75	36	35	61	718-27.6	358	13.8
2002-03	32-32	179-461	.388	9-46	.196	78-116	.672	95	172	267	8.3	81	99	50	63	78	1022-31.9	445	13.9
2003-04	32-32	204-451	.452	10-29	.345	94-150	.627	91	185	276	8.6	73	90	38	48	76	1052-32.9	512	16.0
2004-05	33-33	208-505	.412	16-47	.340	127-162	.784	67	151	218	6.6	87	73	43	39	68	1109-33.6	569	16.9
Totals	123-119	723-1744	.415	62-203	.305	366-528	.693	321	644	965	7.8	294	337	167	185	283	3901-31.7	1874	15.2



Lake Zurich, Ill.
(1999-03) – 1,763

8. ALICIA RATAY

One of the top perimeter shooters in NCAA history • holds NCAA record for career three-point percentage (.478) • her .547 three-point percentage in 2000-01 remains an NCAA record for sophomores • at time of her graduation, she was the holder of six Notre Dame career records • started all but one game in her 130-game career, including 71 consecutive starts over her last two-plus seasons • tied with Ruth Riley and Kelley Siemon for the most NCAA Championship games played (14) in school history at time of her graduation • two-time Associated Press honorable mention All-America selection (2000, 2002) • two-time all-BIG EAST choice, including

first-team honors in 2002 • two-time CoSIDA Academic All-District V Second Team pick (2002, 2003) • 2003 BIG EAST Women's Basketball Scholar-Athlete of the Year • earned 2001 NCAA Midwest Regional All-Tournament Team laurels • named 2000 BIG EAST Rookie of the Year • six-time BIG EAST Rookie of the Week pick in 2000 • inducted into Illinois Basketball Coaches Association Hall of Fame in 2006 and Illinois High School Basketball Hall of Fame in 2012.

Ratay's Career Statistics

Year	GP-GS	FG-FGA	Pct.	3FG-FGA	Pct.	FTM-FTA	Pct.	OR	DR	TR	Avg.	A	TO	B	S	PF	Min-Avg.	Pts	Avg.
1999-00	32-32	145-294	.493	73-152	.480	84-101	.832	30	129	159	5.0	75	75	7	49	46	693-31.1	447	14.0
2000-01	36-35	160-318	.503	81-148	.547	65-73	.890	29	156	185	5.1	79	68	14	48	47	1147-31.9	466	12.9
2001-02	30-30	146-328	.445	58-142	.408	112-127	.882	46	119	165	5.5	44	54	6	34	34	1015-33.8	462	15.4
2002-03	32-32	106-266	.398	50-108	.463	126-143	.881	30	126	156	4.9	41	46	9	30	26	1070-33.4	388	12.1
Totals	130-129	557-1206	.462	262-500	.476	387-444	.872	135	530	665	5.1	239	243	36	161	153	4231-32.6	1763	13.6



Turnersville, N.J.
(1987-91) – 1,590

9. KAREN ROBINSON

Led team in scoring during her final three campaigns with the Irish • Notre Dame's first-ever Women's Basketball Coaches Association (WBCA) all-district selection • twice selected as the Midwestern Collegiate Conference Player of the Year (1990 and 1991) • three-time first team all-MCC and was an MCC All-Tournament Team selection as a sophomore, junior and senior • named to the all-tournament team at the 1991 National Women's Invitation Tournament (NWIT) • member of the first Notre Dame women's basketball team (1990-91) to earn a Top 25 ranking in the Associated Press poll • became

(at the time) Notre Dame's all-time leading scorer when she scored 30 points in her final collegiate outing • participated in the 1987 U.S. Olympic Sports Festival • played professional basketball in Switzerland • now living in her home state of New Jersey • in February 2015, she and her husband, Kevin Keyes (a former varsity tennis player at Notre Dame), made a \$5 million gift to endow Notre Dame's head women's basketball coaching position, the largest endowment of its kind in NCAA women's basketball history and the first endowment of an Irish coaching position in any sport.

Robinson's Career Statistics

Year	GP-GS	FG-FGA	Pct.	3FG-FGA	Pct.	FTM-FTA	Pct.	OR	DR	TR	Avg.	A	TO	B	S	PF	Min-Avg.	Pts	Avg.
1987-88	28-27	79-160	.494	0-2	.000	57-73	.781	7	32	39	1.4	99	96	1	36	44	675-24.1	215	7.7
1988-89	32-31	158-313	.505	2-10	.200	82-102	.804	20	56	76	2.4	184	184	3	63	60	1017-31.8	400	12.5
1989-90	29-27	168-356	.472	0-2	.000	101-128	.789	17	50	67	2.3	137	111	2	62	51	847-29.2	437	15.1
1990-91	32-31	228-475	.480	15-40	.375	67-82	.817	15	65	80	2.5	159	120	1	67	65	1016-31.8	538	16.8
Totals	121-116	633-1304	.485	17-54	.315	307-385	.797	59	203	262	2.2	579	511	7	228	220	3555-29.4	1590	13.1

THIS IS NOTRE DAME

2015-16 SEASON PREVIEW

THE FIGHTING IRISH


COACHES AND STAFF

OPPONENTS

2014-15 SEASON IN REVIEW

RECORDS

HISTORY



ND

Marion, Ind.
(1982-86) – 1,589


10. TRENA KEYS

Two-time North Star Conference Player of the Year (1985 and 1986) • first Notre Dame player to earn league player-of-the-year honors • fourth Fighting Irish player to score more than 1,000 points during her career, reaching that plateau in her junior season • became a full-time starter in the lineup midway through her sophomore season and started

78 consecutive games • team leader in blocks each of the four seasons she was with the Irish • led team in scoring as a junior and senior • inducted into Indiana Basketball Hall of Fame in 2009 • now makes her home in Atlanta, where she is senior vice president for sales/research and development at Southeastern Mills, a food industry supply company.

Keys' Career Statistics

Year	GP-GS	FG-FGA	Pct.	3FG-FGA	Pct.	FTM-FTA	Pct.	OR	DR	TR	Avg.	A	TO	B	S	PF	Min-Avg.	Pts	Avg.
1982-83	25-2	117-243	.481	—	—	28-36	.778	—	—	89	3.6	24	—	25	25	48	509-20.4	262	10.5
1983-84	28-20	111-269	.413	—	—	35-51	.686	—	—	88	3.1	41	—	26	29	57	586-20.9	257	9.2
1984-85	28-28	212-410	.517	—	—	59-84	.702	—	—	157	5.6	67	—	43	37	63	861-30.8	483	17.3
1985-86	30-30	250-483	.518	—	—	87-122	.713	—	—	178	5.9	76	—	30	46	67	933-31.1	587	19.6
Totals	111-80	690-1405	.491	—	—	209-293	.713	—	—	512	4.6	208	—	124	137	235	2889-26.0	1589	14.3



ND

Lexington, Ky.
(2008-12) – 1,569


11. NATALIE NOVOSEL

Had remarkable career turnaround with exceptional final two seasons, helping lead Notre Dame to consecutive appearances in NCAA national championship game (2011 and 2012) • two-time Women's Basketball Coaches Association (WBCA) All-America Team finalist and first-team all-BIG EAST selection (2011, 2012) • 2012 Associated Press honorable mention All-America choice • 2011 BIG EAST Most Improved Player • two-time NCAA Championship all-regional team selection (2011 - Dayton; 2012 - Raleigh) • started final 78 games of her career • carved niche in Notre Dame lore for ability to get to foul line (among all-time leaders in

free-throws, including NCAA Championship record 18 of 20 in 2012 second-round win over California) • factoring into tying/winning baskets in five different games during final two seasons, including game-tying offensive rebound/putback with 4.6 seconds left in regulation of 2012 NCAA Final Four national semifinal game vs. Connecticut (Irish went on to win in overtime) • drafted in first round (eighth overall) of 2012 WNBA Draft by Washington Mystics • currently playing professionally in Australia.

Novosel's Career Statistics

Year	GP-GS	FG-FGA	Pct.	3FG-FGA	Pct.	FTM-FTA	Pct.	OR	DR	TR	Avg.	A	TO	B	S	PF	Min-Avg.	Pts	Avg.
2008-09	31-0	74-150	.493	1-10	10.0	65-90	.722	44	45	89	2.9	47	60	3	45	57	630-20.6	214	6.9
2009-10	35-4	58-138	.428	7-20	.350	51-67	.761	26	51	77	2.2	61	60	7	47	48	527-15.1	176	5.0
2010-11	39-39	187-414	.452	31-75	.413	183-232	.789	47	110	157	4.0	75	102	11	75	64	1102-28.3	588	15.1
2011-12	39-39	191-455	.420	44-107	.411	165-199	.829	51	108	159	4.1	77	92	14	48	60	1051-26.9	591	15.2
Totals	144-82	511-1157	.442	83-212	.392	464-588	.789	168	314	482	3.3	260	314	35	215	229	3318-23.0	1569	10.9



ND

Monessen, Pa.
(2004-08) – 1,566

12. CHAREL ALLEN

Two-time Women's Basketball Coaches Association (WBCA) honorable mention All-America selection (2007, 2008) • two-time first-team all-BIG EAST pick (2007, 2008) • first player in school history to amass 1,000 points/500 rebounds/200 assists/200 steals in her career • ranked among the top 10 in eight career statistical categories at time of her graduation • started final 66 games of her career, logging back-to-back 500-point seasons • became first Notre Dame player since 1997 (Katryna Gaiher) to score at least 25 points in three consecutive games (2006-07 season) • posted (at the time) the ninth-highest single-season point total in school history

(545 points in 2006-07) • made BIG EAST All-Freshman Team in 2005 • named to 2008 Preseason WNIT All-Tournament Team • helped Irish advance to NCAA Sweet 16 as a senior in 2007-08, scoring career-high 35 points in second-round overtime win over Oklahoma; 35 points were sixth-most in school history and second-most in program's postseason record book • selected in third round of 2008 WNBA Draft by Sacramento Monarchs, helping team advance to '08 WNBA playoffs • currently playing professionally in Bulgaria.

Allen's Career Statistics

Year	GP-GS	FG-FGA	Pct.	3FG-FGA	Pct.	FTM-FTA	Pct.	OR	DR	TR	Avg.	A	TO	B	S	PF	Min-Avg.	Pts	Avg.
2004-05	33-0	87-199	.437	7-16	.438	72-85	.847	48	89	137	4.2	47	60	11	39	63	794-24.1	253	7.7
2005-06	30-1	104-285	.365	15-57	.263	32-53	.604	39	91	130	4.3	39	41	16	41	45	737-24.6	255	8.5
2006-07	32-32	213-491	.434	26-85	.306	93-111	.838	63	134	197	6.2	69	77	18	63	67	1082-33.8	545	17.0
2007-08	34-34	198-447	.443	16-42	.381	101-124	.815	63	129	192	5.6	84	68	26	63	53	1026-30.2	513	15.1
Totals	129-67	602-1422	.423	64-200	.320	298-373	.799	213	443	656	5.1	239	246	71	206	228	3639-28.2	1566	12.1



ND
Guelph, Ontario
(2010-14) – 1,546
13. NATALIE ACHONWA

Two-time Associated Press and Women's Basketball Coaches Association (WBCA) All-America selection (2013, 2014) • three-time NCAA regional all-tournament team pick (2012-14) • two-time all-conference choice • set school record with 19 double-doubles as a junior in 2012-13 (had one double-double in career prior to that season) • posted career highs in 2013-14 for scoring (14.9 ppg.), assists (2.8 avg.) and field-goal percentage (.611) despite missing five games with injuries • along with Kayla McBride and Ariel Braker, helped Fighting Irish to second-most wins (138) of any senior class in school history • member of four consecutive NCAA Final Four teams, including Notre Dame squads that reached 2011, 2012 and 2014 NCAA national championship games • ranks among

program career leaders in field-goal percentage, rebounds, blocked shots and double-doubles (28) • first international player to suit up for Notre Dame in program history • member of Canadian Senior National Team since age 16 (played for country at 2012 London Olympics and has helped team qualify for 2016 Rio Games) • earned five medals (golds at 2015 Pan Am Games and 2015 FIBA Americas Championship, plus two silver and one bronze) in international competition • selected by Indiana Fever with No. 9 overall pick in first round of 2014 WNBA Draft • after missing 2014 season with knee injury, returned in 2015 to help Fever make playoffs • 2015 WNBA All-Rookie Team selection.

Achonwa's Career Statistics

Year	GP-GS	FG-FGA	Pct.	3FG-FGA	Pct.	FTM-FTA	Pct.	OR	DR	TR	Avg.	A	TO	B	S	PF	Min-Avg.	Pts	Avg.
2010-11	39-0	112-198	.566	2-4	.500	44-77	.571	86	122	208	5.3	44	64	17	32	73	713-18.3	270	6.9
2011-12	36-1	108-194	.557	3-10	.300	54-75	.720	63	94	157	4.4	49	53	27	24	71	618-17.2	273	7.6
2012-13	37-37	184-354	.520	0-0	.000	144-180	.800	119	231	350	9.5	85	82	34	41	70	1001-27.1	512	13.8
2013-14	33-33	193-316	.611	0-0	.000	105-148	.709	70	185	255	7.7	91	90	39	34	74	838-25.4	491	14.9
Totals	145-71	597-1062	.562	5-14	.357	347-480	.723	338	632	970	6.7	269	289	117	131	288	3170-21.9	1546	10.7




ND
Indianapolis, Ind.
(2006-10) – 1,492
14. ASHLEY BARLOW

Three-time all-BIG EAST selection (2008-10) • earned Women's Basketball Coaches Association (WBCA) all-region honors in 2010 • two-year team captain (2008-09 and 2009-10) • first Notre Dame basketball player (male or female) ever to amass 1,000 points/500 rebounds/250 assists/250 steals in her career under the Golden Dome • one of only four Notre Dame women's players to register at least 60 steals in four consecutive seasons (along with Coquese Washington, Niele Ivey and Skylar Diggins) • graduated with a place in the

top 10 on no fewer than 12 of Notre Dame's career statistical charts • competed in the State Farm College Three-Point Championship in her hometown of Indianapolis in April 2010, finishing second to post the best-ever finish by a Notre Dame women's player (and tie the best showing by an Irish player of either gender following a runner-up finish by future NBA player Chris Quinn in 2006, also in Indianapolis) • played professionally in Israel • currently an assistant women's basketball coach at University of Evansville.

Barlow's Career Statistics

Year	GP-GS	FG-FGA	Pct.	3FG-FGA	Pct.	FTM-FTA	Pct.	OR	DR	TR	Avg.	A	TO	B	S	PF	Min-Avg.	Pts	Avg.
2006-07	32-3	110-254	.433	19-58	.328	90-109	.826	79	94	173	5.4	61	70	3	63	80	810-25.3	329	10.3
2007-08	34-32	136-290	.469	27-89	.303	111-138	.804	64	95	159	4.7	64	60	2	68	86	899-26.4	410	12.1
2008-09	29-28	127-317	.401	40-110	.364	74-95	.779	50	90	140	4.8	80	75	3	70	51	955-32.9	368	12.7
2009-10	35-35	124-292	.425	53-146	.363	84-102	.824	71	103	174	5.0	85	62	6	80	58	1001-28.6	385	11.0
Totals	130-98	497-1153	.431	139-403	.345	359-444	.809	264	382	646	5.0	290	267	14	281	275	3664-28.2	1492	11.5



ND
Madison, Wis.
(1984-88) – 1,460
15. SANDY BOTHAM



Earned all-North Star Conference honors four consecutive seasons (1985-88) • named to the All-NSC First Team as a sophomore, junior and senior and was a second-team honoree as a freshman • was member of current head coach Muffet McGraw's first team at Notre Dame in 1987-88 • as a sophomore during the 1985-86 campaign, finished sixth in the nation in field-goal percentage as she hit on 63.9 percent of her field-goal attempts, a mark that still stands second in the Irish record books • started 101 of the 114 games she played in • was a graduate assistant on McGraw's staff at Notre Dame for two seasons following her graduation • later

served an assistant coach at her alma mater for four years • enjoyed successful 16-year tenure (1997-98 to 2012-13) as head coach at the University of Wisconsin-Milwaukee, retiring as Horizon League's all-time winningest coach (245) and leading the Panthers to the first two NCAA Championship berths in school history (2001 and 2006) • member of Wisconsin Basketball Coaches Association and Madison Athletics Halls of Fame (inducted into both for her playing exploits, the latter also honoring her coaching achievements) • currently serves as director of athletics and operations at her prep alma mater, Madison (Wis.) West High School.

Botham's Career Statistics

Year	GP-GS	FG-FGA	Pct.	3FG-FGA	Pct.	FTM-FTA	Pct.	OR	DR	TR	Avg.	A	TO	B	S	PF	Min-Avg.	Pts	Avg.
1984-85	28-21	108-204	.529	—	—	46-66	.697	—	—	142	5.1	11	—	3	21	82	560-20.0	262	9.4
1985-86	31-27	172-269	.639	—	—	79-105	.752	—	—	223	7.2	25	—	15	18	99	744-24.0	423	13.7
1986-87	27-25	138-246	.561	—	—	51-72	.708	59	132	191	7.1	25	—	13	16	94	722-26.7	327	12.1
1987-88	28-28	176-291	.605	0-0	.000	96-126	.762	85	133	218	7.8	27	107	9	20	91	749-26.8	448	16.0
Totals	114-101	594-1010	.588	0-0	.000	272-369	.737	—	—	774	6.8	88	—	40	75	366	2775-24.3	1460	12.8

1,000-Point Scorers

**Rochester, Ind.
(1995-99) – 1,439**


16. SHEILA McMULLEN

Holder of six school records at the conclusion of her career • her 98 three-point field-goals and 247 attempts in 1998-99 set Notre Dame single-season marks that still stand • first Notre Dame women's basketball player to appear in four consecutive NCAA Championships • earned second-team all-BIG EAST honors as a senior and was named to the 1999 BIG EAST Championship All-Tournament Team after guiding the Irish to their third title game berth in four years • one of four Irish women's basketball players to receive Notre Dame's Francis Patrick O'Connor Award (the

others are former Irish guards Coqueuse Washington, Megan Duffy and Kayla McBride) • named to the 1999 Successful Farming All-America Team • spent time as assistant women's basketball coach at Western Michigan University (1999-2001) and Northwestern University (2001-02), as well as Cathedral High School in Indianapolis (2004-07) • served in NCAA Championships Group from 2003-08 • now makes her home in Carmel, Indiana, and runs Triple Threat Hoops basketball academy.

McMullen's Career Statistics

Year	GP-GS	FG-FGA	Pct.	3FG-FGA	Pct.	FTM-FTA	Pct.	OR	DR	TR	Avg.	A	TO	B	S	PF	Min-Avg.	Pts	Avg.
1995-96	31-3	81-174	.466	41-89	.461	33-47	.702	25	60	85	2.7	33	74	2	29	53	769-24.8	236	7.6
1996-97	38-5	99-253	.391	42-142	.296	64-80	.800	23	78	101	2.7	47	64	2	33	67	950-25.0	304	8.0
1997-98	31-30	129-330	.391	68-172	.395	97-121	.802	24	61	85	2.7	45	65	4	33	53	903-29.1	423	13.7
1998-99	31-31	145-352	.412	98-247	.397	88-101	.871	27	107	134	4.3	68	76	13	34	64	1048-33.8	476	15.4
Totals	131-69	454-1109	.409	249-650	.383	282-349	.808	99	306	405	3.1	193	279	21	129	237	3670-28.0	1439	11.0

**St. Louis, Mo.
(1996-01) – 1,429**



17. NIELE IVEY

Appeared on 16 of school's career top 10 lists at time of her graduation • earned third-team Associated Press All-America honors in 2001, the first Irish point guard to be so recognized • recipient of 2001 Frances Pomeroy Naismith Award (nation's most outstanding female senior player 5-foot-8 or under) • finalist for the 2001 Nancy Lieberman Award (nation's top point guard) • member of 2001 NCAA Final Four All-Tournament Team • three-time all-BIG EAST selection, including first-team laurels in 2001 • first-team defensive All-America choice by *Women's Basketball Journal* • one of only four players in school history to record 200

assists in a season (school-record 247 in 2000-01) • earned fifth year of eligibility after suffering torn ACL in her right knee five games into freshman season • selected by the WNBA's Indiana Fever in the second round of 2001 draft, playing four years for the Fever • spent 2005 season with Detroit Shock and Phoenix Mercury • in ninth year on Irish coaching staff (first as associate coach/recruiting coordinator after eight as assistant coach/recruiting coordinator) • spent two seasons (2005-07) on women's basketball staff at Xavier University • member of all seven of Notre Dame's Final Four teams (two as player, five as coach).

Ivey's Career Statistics

Year	GP-GS	FG-FGA	Pct.	3FG-FGA	Pct.	FTM-FTA	Pct.	OR	DR	TR	Avg.	A	TO	B	S	PF	Min-Avg.	Pts	Avg.
1996-97	5-0	6-16	.375	0-1	.000	3-4	.750	3	9	12	2.4	15	13	1	8	7	86-17.2	15	3.0
1997-98	31-19	83-185	.449	25-67	.373	63-80	.788	44	62	106	3.4	90	97	6	77	55	858-26.1	254	8.2
1998-99	28-28	121-241	.502	47-105	.448	80-92	.870	40	66	106	3.8	181	85	1	74	56	880-31.4	369	13.2
1999-00	32-31	118-272	.434	61-167	.365	61-81	.753	35	76	111	3.5	194	101	3	95	53	1028-32.1	358	11.2
2000-01	36-36	149-322	.463	57-129	.442	79-111	.712	33	114	147	4.1	247	109	8	94	74	1151-32.0	434	12.1
Totals	132-114	477-1036	.460	190-469	.405	286-368	.777	155	327	482	3.7	727	405	19	348	245	3954-30.0	1430	10.8

**Bartlett, Ill.
(2005-10) – 1,429**


18. LINDSAY SCHRADER

Three-time all-BIG EAST selection, including first-team honors in 2009 and 2010 • named Associated Press and Women's Basketball Coaches Association (WBCA) honorable mention All-American in 2010 • one of five players in program history with 1,400 points and 800 rebounds (along with Katryna Gaither, Ruth Riley, Jacqueline Batteast and Natalie Achonwa) • two-year team captain (2008-09 and 2009-10) • returned for fifth year of eligibility in 2009-10 after missing entire 2006-07 season with knee injury suffered on fourth day of practice • holds school records for double-doubles

by a guard in career (17) and single season (7 in 2008-09) • finished her career ranked among the top 10 on nine of Notre Dame's career statistical lists • became second Notre Dame player (after Shari Matvey) to register a double-double in her college debut, notching 10 points and 14 rebounds in November 2005 win over Michigan • spent two seasons as assistant women's basketball coach at Longwood University (2011-12) and Loyola (Ill.) University (2012-13) • currently working in private sector near hometown of Bartlett, Illinois.

Schrader's Career Statistics

Year	GP-GS	FG-FGA	Pct.	3FG-FGA	Pct.	FTM-FTA	Pct.	OR	DR	TR	Avg.	A	TO	B	S	PF	Min-Avg.	Pts	Avg.
2005-06	30-27	127-287	.443	4-7	.571	58-111	.523	36	126	162	5.4	52	57	11	33	55	858-28.6	316	10.5
2007-08	34-33	148-322	.460	1-2	.500	52-80	.650	71	139	210	6.2	73	63	4	54	44	955-28.1	349	10.3
2008-09	31-31	165-356	.463	1-3	.333	61-91	.670	63	165	228	7.4	67	72	14	43	45	958-30.9	392	12.6
2009-10	33-33	154-285	.540	0-1	.000	64-111	.577	73	155	228	6.9	53	59	6	23	39	849-25.7	372	11.3
Totals	128-124	594-1250	.475	6-13	.462	235-393	.598	243	585	828	6.5	245	251	35	153	183	3620-28.3	1429	11.2



ND
Youngstown, Ohio
(1979-83) – 1,373
19. SHARI MATVEY

First Notre Dame player to score more than 1,000 points during her career • averaged double figures in both her freshman and sophomore campaigns • enjoyed a career-best 17.6 scoring average as she set an Irish single-season freshman mark for points in a season (529) — a record which still stands • averaged 14.8 points in her sophomore season • led team in rebounding as a freshman and sophomore • only player to average double figures in rebounding (10.2) in

a single season • formerly held Notre Dame single-season blocks record (94) as she averaged 3.1 blocks per game in her rookie season • earned second-team CoSIDA Academic All-America honors in 1981 • currently a doctor living in Cincinnati • daughter, Sam Fry, is a sophomore on the Notre Dame volleyball team and son, Matt Fry, will graduate from Notre Dame in 2016.

THIS IS NOTRE DAME

2015-16 SEASON PREVIEW

THE FIGHTING IRISH

COACHES AND STAFF

OPPONENTS


2014-15 SEASON IN REVIEW

RECORDS

HISTORY

Matvey's Career Statistics

Year	GP-GS	FG-FGA	Pct.	3FG-FGA	Pct.	FTM-FTA	Pct.	OR	DR	TR	Avg.	A	TO	B	S	PF	Min-Avg.	Pts	Avg.
1979-80	30-20	237-407	.582	—	—	55-93	.591	—	—	305	10.2	34	—	94	42	85	837-27.9	529	17.6
1980-81	28-24	184-379	.485	—	—	46-68	.676	—	—	213	7.6	13	—	23	13	50	690-24.6	414	14.8
1981-82	25-20	109-203	.537	—	—	14-24	.583	—	—	119	4.8	14	—	9	21	45	475-19.0	232	9.3
1982-83	26-23	86-167	.515	—	—	26-35	.743	—	—	105	4.0	11	—	7	18	57	422-16.2	198	7.6
Totals	109-87	616-1156	.533	—	—	141-220	.641	—	—	742	6.8	72	—	133	94	237	2424-22.2	1373	12.6




ND
Chicago, Ill.
(2007-12) – 1,319
20. DEVEREAUX PETERS

Battled back from two knee injuries to become one of most versatile and dominant posts in school history • only Notre Dame player ever to amass 1,000 points/500 rebounds/200 blocks/200 steals in her career • two-time Women's Basketball Coaches Association (WBCA) All-America Team finalist (honorable mention) and first-team all-BIG EAST selection (2011, 2012) • two-time BIG EAST Defensive Player of the Year • tied 35-year-old school record in 2011-12 with seven 15-rebound games • matched school record with four 15-point/15-rebound games in 2011-12 • missed final month of 2007-08 season with torn ACL, then suffered same injury in

third game of 2008-09 season (earning medical redshirt status for latter campaign) • in four official seasons, led Notre Dame to four NCAA Sweet 16s, including NCAA national championship games in 2011 and 2012 • Irish won 142 games during her five seasons, third-most in program history for five-year span • started final 78 games of her career • among ND career leaders for blocks and double-doubles (23) • first of four ND players chosen with WNBA Draft lottery (top-four) picks, going third overall in 2012 to Minnesota Lynx, helping franchise to 2013 and 2015 WNBA titles and three Western Conference titles (2012, 2013, 2015).

Peters' Career Statistics

Year	GP-GS	FG-FGA	Pct.	3FG-FGA	Pct.	FTM-FTA	Pct.	OR	DR	TR	Avg.	A	TO	B	S	PF	Min-Avg.	Pts	Avg.
2007-08	23-2	82-157	.522	0-0	.000	42-56	.750	57	72	129	5.6	23	40	45	39	78	468-20.3	206	9.0
2008-09	3-1	11-16	.688	0-0	.000	0-3	.000	3	10	13	4.3	5	4	6	5	6	61-20.3	22	7.3
2009-10	25-0	67-139	.482	0-1	.000	33-60	.550	48	91	139	5.6	27	30	30	34	69	455-18.2	167	6.7
2010-11	39-39	195-329	.593	0-0	.000	75-103	.728	128	165	293	7.5	63	71	68	66	96	953-24.4	465	11.9
2011-12	39-39	186-342	.544	0-0	.000	87-130	.669	144	219	363	9.3	83	88	78	78	102	945-24.2	459	11.8
Totals	129-81	541-983	.550	0-1	.000	237-352	.673	380	557	937	7.3	201	233	227	222	351	2882-22.3	1319	10.2





ND
St. Paul, Minn.
(1988-92) – 1,312
21. MARGARET NOWLIN

Catalyst behind Notre Dame's first NCAA Championship appearance in 1992 • selected as Most Valuable Player of the 1992 Midwestern Collegiate Conference Tournament as she scored 16 points and grabbed 12 rebounds in Notre Dame's upset victory over Xavier in the championship game • led team in scoring (16.5) and rebounding (8.7) in her final campaign with the Irish • also led team in rebounding (7.5) during her junior season (1990-91) • three-year starter who

averaged in double figures in each of her last three seasons • first-team all-MCC selection in 1992 • twice named to the MCC All-Tournament Team (1990 and 1992) • played professionally in France after graduation • was an assistant coach on Muffet McGraw's staff at Notre Dame during the 1995-96 campaign • currently lives in Iowa City, Iowa, with her husband, Fran McCaffery, who is the head men's basketball coach at the University of Iowa.

Nowlin's Career Statistics

Year	GP-GS	FG-FGA	Pct.	3FG-FGA	Pct.	FTM-FTA	Pct.	OR	DR	TR	Avg.	A	TO	B	S	PF	Min-Avg.	Pts	Avg.
1988-89	27-9	48-98	.490	0-0	.000	14-27	.519	38	61	99	3.7	23	47	9	10	63	441-16.3	110	4.1
1989-90	29-28	137-271	.506	0-0	.000	64-85	.753	68	149	217	7.5	22	50	21	23	102	767-26.5	338	11.7
1990-91	32-32	143-278	.514	0-0	.000	65-92	.707	59	181	240	7.5	46	87	33	35	106	872-27.3	351	11.0
1991-92	31-31	212-381	.556	0-0	.000	89-123	.784	81	189	270	8.7	50	87	19	25	86	961-31.0	513	16.6
Totals	119-100	540-1028	.525	0-0	.000	232-327	.709	246	580	826	6.9	141	271	82	93	357	3041-25.6	1312	11.0

**Dayton, Ohio
(2002-06) – 1,290**


22. MEGAN DUFFY

Ranked among the top 10 on 12 career statistical charts at Notre Dame upon her graduation • two-time Associated Press and Women's Basketball Coaches Association (WBCA) honorable mention All-American (2005, 2006) • winner of 2006 Frances Pomeroy Naismith Award • finalist for 2006 Nancy Lieberman Award • CoSIDA Academic All-America First Team honoree (2006) • three-time all-BIG EAST pick, including twice on first team (unanimous in 2006) • 2006 BIG EAST Women's Basketball Scholar-Athlete of the Year • one of four players in school history to amass 1,000 points/500 assists/200 steals in her career (others are Karen Robinson, Niele Ivey and Skylar Diggins) • among top 20 in

NCAA history with .859 career free-throw percentage, and among top 10 in nation in foul shooting her final two seasons • posted (then) school-record .895 free-throw percentage in 2004-05 • earned gold medal with 2005 U.S. World University Games Team • selected in third round of 2006 WNBA Draft by Minnesota Lynx (spent two seasons) • signed as free agent with WNBA's New York Liberty in 2008, helping team to Eastern Conference finals • in seventh season as assistant women's basketball coach at college level, and second at Michigan, following prior stops at St. John's (three seasons) and George Washington (two seasons).

Duffy's Career Statistics

Year	GP-GS	FG-FGA	Pct.	3FG-FGA	Pct.	FTM-FTA	Pct.	OR	DR	TR	Avg.	A	TO	B	S	PF	Min-Avg.	Pts	Avg.
2002-03	32-5	22-91	.242	7-35	.200	45-59	.763	9	51	60	1.9	73	78	1	26	59	749-23.4	96	3.0
2003-04	32-31	93-231	.403	46-114	.404	86-105	.819	11	82	93	2.9	125	92	1	45	56	1066-33.3	318	9.9
2004-05	33-33	110-252	.437	50-125	.400	137-153	.895	7	94	101	3.1	178	103	2	90	50	1222-37.0	407	12.3
2005-06	30-30	138-346	.399	58-167	.347	135-152	.888	15	101	116	3.9	124	72	2	59	52	1152-38.4	469	15.6
Totals	127-99	363-920	.395	161-441	.365	403-469	.859	42	328	370	2.9	500	345	6	220	217	4188-33.0	1290	10.2




**Indianapolis, Ind
(1981-85) – 1,233**

23. MARY BETH SCHUETH

Consistent producer who is one of just eight players in the program's history to average in double figures in scoring in all four seasons (along with Jacqueline Batteast, Ashley Barlow, Beth Morgan, Alicia Rlatay, Ruth Riley and Lindsay Schrader) • averaged career bests of 13.0 points and 9.1 rebounds in her freshman season • started all but 10 games during her career (made 95 starts in the 105 games she played) • two-time all-North Star Conference selection, earning second-team honors as a junior and first-team laurels as a senior •

third player in the program's history to earn CoSIDA Academic All-America honors, garnering second-team recognition in 1983 • inducted into Indiana Basketball Hall of Fame as part of 2006 Silver Anniversary Team before earning individual enshrinement in 2008 (one of four women with ties to the Notre Dame women's basketball program that now are in the Hall, along with Krissi Davis, Trena Keys and current Irish head coach Muffet McGraw) • currently a doctor at St. Vincent Medical Group in Indianapolis.

Schueth's Career Statistics

Year	GP-GS	FG-FGA	Pct.	3FG-FGA	Pct.	FTM-FTA	Pct.	OR	DR	TR	Avg.	A	TO	B	S	PF	Min-Avg.	Pts	Avg.
1981-82	25-24	131-285	.517	—	—	52-105	.495	—	—	227	9.1	37	—	20	52	64	785-31.4	326	13.0
1982-83	27-27	128-267	.479	—	—	61-101	.604	—	—	241	8.9	39	—	20	42	71	824-30.5	317	11.7
1983-84	27-25	114-222	.514	—	—	69-108	.639	—	—	186	6.9	17	—	18	26	55	852-24.2	297	11.0
1984-85	26-19	108-214	.505	—	—	77-107	.720	—	—	199	7.7	14	—	10	39	62	663-25.5	293	11.3
Totals	105-95	487-968	.503	—	—	259-421	.615	—	—	853	8.1	107	—	68	159	252	2924-27.9	1233	11.7




**Buchanan, Mich.
(1991-95) – 1,219**

24. LETITIA BOWEN

Ranks second on Notre Dame's all-time list for rebounds (999) and holds record rebounding average (8.8) • one of six players in school history to score more than 1,000 points and grab more than 900 rebounds during her four-year career (others are Jacqueline Batteast, Katryna Gaither, Ruth Riley, Devereaux Peters and Natalie Achonwa) • only senior on 1994-95 squad that finished third at the National Women's Invitation Tournament (NWIT) • averaged double figures in scoring each of her last three seasons at Notre Dame • was team's leading rebounder during her sophomore, junior and senior campaigns with a career-high rebounding

average of 9.8 rpg. (second-best in school history) during the 1992-93 campaign • member of Notre Dame's first-ever NCAA Championship team (1992) • served as Irish captain in her senior season (1994-95) • first-team all-Midwestern Collegiate Conference selection as a junior and second-team honoree as a sophomore • played professionally in Italy • spent six seasons on Muffet McGraw's staff at Notre Dame (four as assistant coach, two as director of basketball operations) • currently lives in Upper Arlington, Ohio, with her husband (and former Irish assistant coach), Kevin McGuff, who is the head women's basketball coach at Ohio State.

Bowen's Career Statistics

Year	GP-GS	FG-FGA	Pct.	3FG-FGA	Pct.	FTM-FTA	Pct.	OR	DR	TR	Avg.	A	TO	B	S	PF	Min-Avg.	Pts	Avg.
1991-92	28-20	89-172	.517	0-1	.000	45-58	.776	66	152	218	7.8	29	69	13	26	91	640-22.9	223	8.0
1992-93	25-23	125-253	.494	0-2	.000	87-106	.821	78	168	246	9.8	29	87	15	39	83	676-27.0	337	13.5
1993-94	29-28	121-295	.410	0-1	.000	85-98	.863	103	173	276	9.5	69	104	22	69	103	769-26.5	307	10.6
1994-95	31-31	121-281	.431	2-6	.333	108-134	.806	110	149	259	8.4	91	92	26	65	101	896-28.9	352	11.4
Totals	113-102	456-1001	.456	2-10	.200	305-396	.770	357	642	999	8.8	218	352	76	199	378	2981-26.4	1219	10.8




ND
Milwaukee, Wis.
(1985-89) – 1,202
25. HEIDI BUNEK

All-America candidate heading into her senior season (1988-89) before suffering a career-ending knee injury in the sixth game of the year • led the team in scoring and rebounding during the 1986-87 and 1987-88 campaigns • two-time second-team all-North Star Conference selection (1987 and 1988) • averaged career bests of 17.9 points and 8.8 rebounds per game while shooting .609 from the floor (18th in the nation) during her junior year • grabbed a career-high 20 rebounds at DePaul on Jan. 20, 1988 (the fourth-most rebounds in school history and tied the most by an Irish

player since the program elevated to Division I status in 1980) • ranks among program's all-time leaders in scoring average, rebounding average and field-goal percentage • played in the U.S. Olympic Sports Festivals during the summers of 1995 and 1996 • inducted into the Wisconsin Basketball Coaches Association Hall of Fame in 2010 following a long and successful career as high school head coach in her home state of Wisconsin.

Bunek's Career Statistics

Year	GP-GS	FG-FGA	Pct.	3FG-FGA	Pct.	FTM-FTA	Pct.	OR	DR	TR	Avg.	A	TO	B	S	PF	Min-Avg.	Pts	Avg.
1985-86	22-7	96-161	.596	—	—	23-38	.605	—	—	138	6.3	15	—	18	9	56	458-20.9	215	9.8
1986-87	27-25	161-267	.603	—	—	66-91	.725	70	145	215	8.0	19	—	31	24	79	808-29.9	388	14.4
1987-88	28-28	212-348	.609	0-0	.000	78-125	.624	70	176	246	8.8	19	112	39	43	70	827-29.5	502	17.9
1988-89	6-6	40-67	.597	0-0	.000	17-27	.630	12	33	45	7.5	7	21	5	7	19	181-30.2	97	16.2
Totals	83-66	509-943	.604	0-0	.000	184-281	.655	—	—	644	7.8	60	—	93	83	224	2275-27.4	1202	14.5




ND
Noblesville, Ind.
(1987-91) – 1,194
26. KRISSI DAVIS

Averaged double figures in scoring in each of her last three seasons • team's leading rebounder in her sophomore and junior campaigns • netted a career-best scoring average of 13.7 points in her senior season and personal best rebounding average as a junior (8.0 rpg.) • after not starting at all as a freshman, she started every game in her final three campaigns • earned starts in final 92 games of her career, the third-longest streak in school history (Jacqueline Batteast - 97; Katryna Gaither - 95) • was a first-team all-Midwestern Collegiate Conference honoree in her senior season after

being named to the all-MCC second team as a junior • twice selected most valuable player of the MCC Tournament (1989 and 1991) in addition to being named to the all-tournament team on both occasions • one of nine women's basketball players to earn the University's most prestigious athletics honor — the Byron V. Kanaley Award, which is presented annually to a senior student-athlete who is most exemplary as a student and leader • enshrined in Indiana Basketball Hall of Fame as part of 2012 Silver Anniversary Team.

Davis' Career Statistics

Year	GP-GS	FG-FGA	Pct.	3FG-FGA	Pct.	FTM-FTA	Pct.	OR	DR	TR	Avg.	A	TO	B	S	PF	Min-Avg.	Pts	Avg.
1987-88	26-0	39-67	.582	0-0	.000	13-23	.565	30	65	95	3.7	21	20	1	12	15	361-13.9	91	3.5
1988-89	32-32	120-208	.577	0-0	.000	94-124	.758	67	141	208	6.5	54	45	4	81	71	1022-31.9	334	10.4
1989-90	29-29	145-250	.580	0-0	.000	56-82	.683	70	163	233	8.0	59	44	9	57	61	938-32.3	346	11.9
1990-91	31-31	158-273	.579	0-0	.000	107-126	.849	67	127	194	6.3	61	53	18	76	69	888-28.7	423	13.7
Totals	118-92	462-798	.579	0-0	.000	270-355	.761	234	496	730	6.2	195	162	32	226	216	3209-27.2	1194	10.1



ND
Ventura, Calif.
(2002-06) – 1,150
27. COURTNEY LAVERE

Valuable, versatile forward who was a member of four NCAA Championship teams, including two NCAA Sweet 16 squads, during her career at Notre Dame • ranks among school's career leaders in blocked shots and blocks per game • one of eight Notre Dame players to record 1,000 points/500 rebounds/100 blocks in their careers (others are Natalie Achorova, Jacqueline Batteast, Katryna Gaither, Trena Keys, Shari Matvey, Devereaux Peters and Ruth Riley) • scored 1,000th career point three games after classmate Megan Duffy, marking the shortest interval between 1,000-point milestones in school history • logged five double-doubles as a freshman, including three in a row with two coming against

ranked opponents (Tennessee and Purdue) • set school record for freshmen with 12-of-16 foul-shooting performance at Villanova • played key role in Notre Dame's 2003 NCAA Sweet 16 run, averaging 11.7 points and 5.7 rebounds in the three-game set • 2003 Freshman All-America selection by WomenCollegeHoops.com • winner of 2006 Robin Roberts/Women's Basketball Coaches Association (WBCA) Broadcasting Scholarship Award • spent nearly five years with Turner Broadcasting (focusing primarily on ad sales with Cartoon Network) • served as associate director of regional development at Notre Dame from 2012-14.

LaVere's Career Statistics

Year	GP-GS	FG-FGA	Pct.	3FG-FGA	Pct.	FTM-FTA	Pct.	OR	DR	TR	Avg.	A	TO	B	S	PF	Min-Avg.	Pts	Avg.
2002-03	32-10	151-311	.486	1-3	.333	95-136	.699	81	99	180	5.6	21	80	27	19	88	723-22.6	398	12.4
2003-04	32-17	113-274	.412	3-10	.300	47-85	.553	61	84	145	4.5	30	75	41	36	87	709-22.2	276	8.6
2004-05	28-16	88-190	.463	1-6	.167	34-59	.576	34	76	110	3.9	37	57	28	26	61	583-20.8	211	7.5
2005-06	30-14	119-234	.509	3-7	.429	24-46	.522	59	66	125	4.2	37	33	50	22	78	725-24.2	285	8.8
Totals	122-57	471-1009	.467	8-26	.308	200-326	.613	235	325	560	4.6	125	245	146	103	314	2740-22.5	1150	9.4




**Valparaiso, Ind.
(2007-11) – 1,148**


28. BECCA BRUSZEWSKI

Co-captain of Notre Dame's 2010-11 NCAA national finalist team • (then) school-record 136 games during her career, missing only three contests (one in her final three seasons) • set school record (since tied) with 39 starts and 39 games played in 2010-11 (sharing mark with Natalie Novosel and Devereaux Peters) • nicknamed "Bruiser" for her fearless and physical style of play, despite being an undersized post at just 6-foot-1 • played all three front-line positions during her career • known for her toughness, play-

ing through numerous injuries, most notably in the 2011 BIG EAST Championship final vs. Connecticut (eight points; three rebounds after rib injury in semifinal vs. DePaul) and 2011 NCAA Dayton Regional final vs. Tennessee (13 points, eight rebounds in game-high 37 minutes playing on sprained knee suffered in regional semifinal vs. Oklahoma) • currently plays professionally in Puerto Rico after previously spending time in Finland • also serves as co-director of Midwest Basketball Academy (MBA) Select AAU program based in Mishawaka.

Bruszewski's Career Statistics

Year	GP-GS	FG-FGA	Pct.	3FG-FGA	Pct.	FTM-FTA	Pct.	OR	DR	TR	Avg.	A	TO	B	S	PF	Min-Avg.	Pts	Avg.
2007-08	32-0	58-104	.558	1-2	.500	42-54	.778	37	43	80	2.5	13	31	10	16	58	423-132	159	5.0
2008-09	31-31	132-271	.487	21-56	.375	48-71	.676	31	125	156	5.0	52	53	15	33	88	842-272	333	10.7
2009-10	34-26	129-261	.494	8-31	.258	42-64	.656	46	60	106	3.1	48	42	18	23	92	629-185	308	9.1
2010-11	39-39	143-276	.518	0-8	.000	62-93	.667	62	145	207	5.3	59	78	20	41	99	994-25.5	348	8.9
Totals	136-96	462-912	.507	30-97	.309	194-282	.688	176	373	549	4.0	172	204	63	113	337	2888-212	1148	8.4

**Chicago, Ill.
(1995-00) – 1,106**

29. DANIELLE GREEN

Posted double-figure scoring averages in each of her last three seasons, finishing with a 9.5 ppg. career scoring average in 116 games • started 65 games during her career • earned a fifth year of eligibility after missing the entire 1996-97 Final Four campaign with a torn Achilles' tendon suffered the first day of practice • third-leading scorer (14.4 ppg.) and second-leading rebounder (7.2 rpg.) during the 1998-99 season • netted a personal single-season best 432 points during that campaign • scored a career-high 28 points versus West Virginia on Jan. 17, 1999 • had 16 points and seven rebounds in Notre Dame's second-round victory over George Washington in the 2000 NCAA Championship, helping the

Irish to third Sweet 16 appearance in four years • spent one season as assistant women's basketball coach at Chicago State • enlisted in U.S. Army in 2003 and was awarded a Purple Heart in May 2004 after suffering significant arm and leg injuries while serving in Baghdad, Iraq • has earned two master's degrees • now lives in South Bend where she is a readjustment counselor for U.S. Department of Veterans Affairs, helping fellow veterans cope with physical and psychological trauma suffered on the battlefield • received 2015 Pat Tillman Award for Service during nationally-televised ESPY Awards ceremony in Los Angeles.

Green's Career Statistics

Year	GP-GS	FG-FGA	Pct.	3FG-FGA	Pct.	FTM-FTA	Pct.	OR	DR	TR	Avg.	A	TO	B	S	PF	Min-Avg.	Pts	Avg.	
1995-96	27-0	12-38	.316	0-4	.000	6-20	.300	9	36	45	1.7	7	20	0	9	29	235-8.7	30	1.1	
1996-97		DNP - injury																		
1997-98	30-14	116-259	.448	2-8	.250	72-111	.649	60	83	143	4.8	38	60	2	45	64	752-25.1	306	10.2	
1998-99	30-30	157-369	.425	2-9	.222	116-151	.768	68	148	216	7.2	52	93	3	38	69	882-29.7	432	14.4	
1999-00	29-21	124-257	.482	1-11	.091	89-113	.788	42	75	117	4.0	79	83	0	35	65	751-25.9	338	11.7	
Totals	116-65	409-923	.443	5-32	.156	283-395	.716	179	342	521	4.5	176	256	5	127	227	2630-22.7	1106	9.5	




**Kansas City, Mo.
(1981-85) – 1,060**


30. CARRIE BATES

Averaged double figures in scoring in three of her four seasons at Notre Dame • still ranks among top 10 in school history with a .553 career field-goal percentage • averaged career best of 12.5 points as a senior and 6.5 rebounds as a freshman • also averaged 12.4 points as a rookie • led

team in scoring during her junior campaign as she averaged 11.9 ppg. • posted career numbers of 11.0 ppg. and 5.5 rpg. as she played in 96 contests during her Irish tenure • now resides in Bangor, Maine.

Bates' Career Statistics

Year	GP-GS	FG-FGA	Pct.	3FG-FGA	Pct.	FTM-FTA	Pct.	OR	DR	TR	Avg.	A	TO	B	S	PF	Min-Avg.	Pts	Avg.
1981-82	25-3	136-231	.589	—	—	39-59	.661	—	—	163	6.5	16	—	7	22	39	676-27.0	311	12.4
1982-83	27-3	86-168	.512	—	—	44-56	.786	—	—	127	4.7	20	—	8	14	36	588-21.8	216	8.0
1983-84	28-22	129-234	.551	—	—	75-91	.824	—	—	155	5.5	16	—	11	30	44	738-26.4	333	11.9
1984-85	16-14	88-161	.547	—	—	24-44	.545	—	—	78	4.9	4	—	6	7	17	418-26.1	200	12.5
Totals	96-42	439-794	.553	—	—	182-250	.728	—	—	523	5.5	56	—	32	73	136	2420-25.2	1060	11.0



ND
Eureka, Mo.
(1994-98) – 1,034
31. MOLLIE PEIRICK

Started more NCAA Championship games (10) than any Irish player prior to 2001 • her 118 career starts and .819 career free-throw percentage ranked first all-time at the time of her graduation • started 118 of the 128 games she appeared in during her career • led the Irish to four postseason appearances during her career — three NCAA Championship berths (1996-98) and the 1995 National Women's Invitation

Tournament (NWIT) • co-captained team as a junior and senior and led Notre Dame to the 1997 NCAA Final Four and 1998 Sweet 16 • a third team all-BIG EAST selection as a senior, she averaged 10.8 ppg., 4.9 rpg. and 6.2 app. in her final campaign with the Irish • named to the Midwestern Collegiate Conference All-Newcomer Team in 1995 • currently lives in Cincinnati, Ohio.

THIS IS NOTRE DAME


2015-16 SEASON PREVIEW

THE FIGHTING IRISH

COACHES AND STAFF

Peirick's Career Statistics

Year	GP-GS	FG-FGA	Pct.	3FG-FGA	Pct.	FTM-FTA	Pct.	OR	DR	TR	Avg.	A	TO	B	S	PF	Min-Avg.	Pts	Avg.
1994-95	27-22	67-127	.528	13-25	.520	22-27	.815	14	65	79	2.9	106	89	9	28	57	681-25.2	169	6.3
1995-96	31-31	79-180	.439	20-60	.333	41-49	.837	14	94	108	3.5	177	138	16	60	67	935-30.2	219	7.1
1996-97	38-33	107-242	.442	39-94	.415	47-60	.783	45	110	155	4.1	189	110	18	51	100	1026-27.0	300	7.9
1997-98	32-32	111-316	.351	57-163	.350	67-80	.838	27	130	157	4.9	199	137	22	50	76	1010-31.6	346	10.8
Totals	128-118	364-865	.421	129-342	.377	177-216	.819	100	399	499	3.9	651	474	65	189	300	3652-28.5	1034	8.1




ND
Edina, Minn.
(1997-01) – 1,006
32. KELLEY SIEMON

Joined Notre Dame's 1,000-Point Club when she poured in 10 markers in her final collegiate game, a 68-66 win over Purdue in the 2001 NCAA national championship game • an athletic and talented forward who started 95 games in her Irish career • had her best season at Notre Dame as a senior, averaging 11.3 points and 7.1 rebounds per game to earn the BIG EAST Conference Most Improved Player award • also garnered honorable mention all-BIG EAST laurels in 2001 • named to 2001 BIG EAST and NCAA Midwest Regional all-tournament

teams • ranked ninth in career rebounds at Notre Dame (707) upon her graduation • was tied with Alicia Ratay and Ruth Riley for the most NCAA Championship games played (14) in school history, prior to 2011 • was selected in the third round of the 2001 WNBA Draft by the Los Angeles Sparks • played professionally in Austria and toured with Athletes in Action • spent four seasons as an assistant women's basketball coach at Liberty University and still resides in Lynchburg, Virginia.

Siemon's Career Statistics

Year	GP-GS	FG-FGA	Pct.	3FG-FGA	Pct.	FTM-FTA	Pct.	OR	DR	TR	Avg.	A	TO	B	S	PF	Min-Avg.	Pts	Avg.
1997-98	32-30	96-186	.516	0-0	.000	65-110	.591	54	111	165	5.2	42	90	5	28	90	753-23.5	257	8.0
1998-99	31-30	66-141	.468	0-0	.000	47-74	.635	52	102	154	5.0	63	85	7	15	94	641-20.7	179	5.8
1999-00	32-4	81-154	.526	0-0	.000	47-84	.560	49	111	160	5.0	47	67	9	25	74	614-19.2	209	6.5
2000-01	32-31	155-282	.550	0-0	.000	51-115	.443	62	166	228	7.1	99	83	4	48	68	980-30.6	361	11.3
Totals	127-95	398-763	.522	0-0	.000	210-383	.548	217	490	707	5.6	251	325	25	116	326	2988-23.5	1006	7.9



ND
Mishawaka, Ind.
(2006-10) – 1,005
33. MELISSA LECHLITNER

Like Siemon, joined the Notre Dame 1,000-Point Club in her final collegiate game, a stirring 22-point effort in a last-second overtime loss to Oklahoma in the NCAA Kansas City Regional semifinals in Kansas City, Mo. • two-year team captain (2008-09 and 2009-10) • earned second-team CoSIDA Academic All-District honors in 2010 • named to 2010 NCAA Kansas City Regional All-Tournament Team • upon graduation, ranked among the top 10 in school history for games played, free-throw percentage and assists •

started every game for Irish in her final two seasons, leading Notre Dame to one of its most successful years ever in 2009-10, including a 1.07 team assist/turnover ratio • named 2010 recipient of Notre Dame's Byron V. Kanaley Award, one of nine Irish women's basketball players to earn the honor • played professionally in Finland, Germany, Iceland and Puerto Rico • returned to Michiana in December 2013 and now serves as senior sales associate in the collegiate division of Anthony Travel, Inc., in the company's South Bend offices.

Lechlitner's Career Statistics


Year	GP-GS	FG-FGA	Pct.	3FG-FGA	Pct.	FTM-FTA	Pct.	OR	DR	TR	Avg.	A	TO	B	S	PF	Min-Avg.	Pts	Avg.
2006-07	31-0	68-198	.343	12-61	.197	47-62	.758	14	49	63	2.0	83	61	1	40	41	744-24.0	195	6.3
2007-08	34-1	71-201	.353	8-37	.216	36-47	.766	14	53	67	2.0	87	68	3	36	40	753-22.1	186	5.5
2008-09	31-31	124-323	.384	22-65	.338	60-73	.822	17	64	81	2.6	106	77	2	38	55	1033-33.3	330	10.6
2009-10	35-35	110-283	.389	29-69	.420	45-53	.849	12	56	68	1.9	112	88	4	44	46	1030-29.4	294	8.4
Totals	131-67	373-1005	.371	71-232	.306	188-235	.800	57	222	279	2.1	388	294	10	158	182	3560-27.2	1005	7.7

OPPONENTS

2014-15 SEASON IN REVIEW

RECORDS

HISTORY



Charel Allen



Lindsay Schrader



Skylar Diggins

Scoring

Season	Team Leader	Gms	FGM	FTM	Pts.	PPG
2014-15	Jewell Loyd	39	272	195	772	19.8
2013-14	Jewell Loyd	37	267	118	687	18.6
2012-13	Skylar Diggins	37	218	149	631	17.1
2011-12	Skylar Diggins	39	233	158	657	16.8
2010-11	Natalie Novosel	39	187	183	588	15.1
2009-10	Skylar Diggins	35	169	111	484	13.8
2008-09	Ashley Barlow	29	127	74	368	12.7
2007-08	Charel Allen	34	198	101	513	15.1
2006-07	Charel Allen	32	213	93	545	17.0
2005-06	Megan Duffy	30	138	135	469	15.6
2004-05	Jacqueline Batteast	33	208	127	559	16.9
2003-04	Jacqueline Batteast	32	204	94	512	16.0
2002-03	Jacqueline Batteast	32	179	78	445	13.9
2001-02	Alicia Retay	30	146	112	462	15.4
2000-01	Ruth Riley	36	245	182	672	18.7
1999-00	Ruth Riley	31	193	132	518	16.2
1998-99	Ruth Riley	31	198	118	514	16.6
1997-98	Sheila McMillen	31	129	97	423	13.6
1996-97	Katryna Gaither	38	324	128	776	20.4
1995-96	Beth Morgan	31	219	117	626	20.2
1994-95	Katryna Gaither	29	252	86	590	19.0
1993-94	Beth Morgan	29	192	88	518	17.9
1992-93	Letitia Bowen	25	125	87	337	13.4
1991-92	Margaret Nowlin	31	212	89	513	16.5
1990-91	Karen Robinson	32	228	67	538	16.8
1989-90	Karen Robinson	29	168	101	437	15.1
1988-89	Karen Robinson	32	158	82	400	12.5
1987-88	Heidi Bunek	28	212	78	502	17.9
1986-87	Heidi Bunek	27	161	66	388	14.4
1985-86	Trena Keys	30	250	87	587	19.6
1984-85	Trena Keys	28	212	59	483	17.2
1983-84	Carrie Bates	28	129	75	333	11.9
1982-83	Mary Beth Schueth	27	128	61	317	11.7
1981-82	Mary Beth Schueth	25	137	52	326	13.0
1980-81	Shari Matvey	28	184	46	414	14.8
1979-80	Shari Matvey	30	237	55	529	17.6
1978-79	Carol Lally	22	117	47	281	12.8
1977-78	Carol Lally	16	82	14	171	10.7

Rebounds

Season	Team Leader	Gms	Rebs.	RPG
2014-15	Brianna Turner	36	283	7.9
2013-14	Natalie Achonwa	33	255	7.7
2012-13	Natalie Achonwa	37	350	9.5
2011-12	Devereaux Peters	39	363	9.3
2010-11	Devereaux Peters	39	293	7.5
2009-10	Lindsay Schrader	33	228	6.9
2008-09	Lindsay Schrader	31	228	7.4
2007-08	Lindsay Schrader	34	210	6.2
2006-07	Charel Allen	32	197	6.2
2005-06	Lindsay Schrader	30	162	5.4
2004-05	Jacqueline Batteast	33	218	6.6
2003-04	Jacqueline Batteast	32	276	8.6
2002-03	Jacqueline Batteast	32	267	8.3
2001-02	Jacqueline Batteast	26	204	7.8
2000-01	Ruth Riley	36	281	7.8
1999-00	Ruth Riley	32	233	7.3
1998-99	Ruth Riley	31	260	8.4
1997-98	Ruth Riley	32	233	7.3
1996-97	Katryna Gaither	38	368	9.7
1995-96	Katryna Gaither	31	283	9.1
1994-95	Letitia Bowen	31	259	8.4
1993-94	Letitia Bowen	29	276	9.5
1992-93	Letitia Bowen	25	246	9.8
1991-92	Margaret Nowlin	31	270	8.7
1990-91	Margaret Nowlin	32	240	7.5
1989-90	Krissi Davis	29	233	8.0
1988-89	Krissi Davis	32	208	6.5
1987-88	Heidi Bunek	28	246	8.8
1986-87	Heidi Bunek	27	215	8.0
1985-86	Sandy Botham	31	223	7.2
1984-85	Mary Beth Schueth	26	199	7.7
1983-84	Mary Beth Schueth	27	186	6.9
1982-83	Mary Beth Schueth	27	241	8.9
1981-82	Mary Beth Schueth	25	227	9.1
1980-81	Shari Matvey	28	213	7.6
1979-80	Shari Matvey	30	305	10.2
1978-79	Jane Politiski	22	212	9.6

Assists

Season	Team Leader	Gms	Rebs.	APG
2014-15	Lindsay Allen	39	205	5.3
2013-14	Lindsay Allen	38	150	3.9
2012-13	Skylar Diggins	37	225	6.1
2011-12	Skylar Diggins	39	222	5.7
2010-11	Skylar Diggins	39	186	4.8
2009-10	Skylar Diggins	35	112	3.2
2008-09	Melissa Lechlitner	31	106	3.4
2007-08	Tulyah Gaines	34	129	3.8
2006-07	Tulyah Gaines	32	125	3.9
2005-06	Megan Duffy	30	124	4.1
2004-05	Megan Duffy	33	178	5.4
2003-04	Megan Duffy	32	125	3.9
2002-03	Le'Tania Severe	32	121	3.8
2001-02	Le'Tania Severe	30	146	4.9
2000-01	Niele Ivey	36	247	6.9
1999-00	Niele Ivey	32	194	6.1
1998-99	Niele Ivey	28	181	6.5
1997-98	Mollie Peirick	32	199	6.2
1996-97	Jeannine Augustin	38	193	5.1
1995-96	Mollie Peirick	31	177	5.7
1994-95	Mollie Peirick	27	106	3.9
1993-94	Kara Leary	29	151	5.2
1992-93	Coquese Washington	27	122	4.5
1991-92	Coquese Washington	25	152	5.6
1990-91	Coquese Washington	32	179	5.6
1989-90	Karen Robinson	29	137	4.7
1988-89	Karen Robinson	32	184	5.8
1987-88	Mary Gavin	28	243	8.7
1986-87	Mary Gavin	27	214	7.9
1985-86	Mary Gavin	31	205	6.6
1984-85	Mary Gavin	26	116	4.5
1983-84	Vonnice Thompson	28	83	3.0
1982-83	Laura Dougherty	27	102	3.8
1981-82	Ruth Kaiser	23	89	3.9
1980-81	Maggie Lally	28	52	1.9
1979-80	Molly Cashman	29	88	3.0
1978-79	Molly Cashman	22	88	4.0

Blocked Shots

Season	Team Leader	Gms	Blks.	BPG
2014-15	Brianna Turner	36	89	2.5
2013-14	Taya Reimer	38	52	1.4
2012-13	Ariel Braker	36	45	1.3
2011-12	Devereaux Peters	39	78	2.0
2010-11	Devereaux Peters	39	68	1.7
2009-10	Devereaux Peters	25	30	1.2
2008-09	Erica Solomon	31	38	1.2
2007-08	Devereaux Peters	23	45	2.0
2006-07	Erica Williamson	31	39	1.3
2005-06	Courtney LaVere	30	50	1.7
2004-05	Teresa Borton	33	57	1.7
2003-04	Courtney LaVere	32	41	1.3
2002-03	Jacqueline Batteast	32	50	1.6
2001-02	Amanda Barksdale	26	78	3.0
2000-01	Ruth Riley	36	113	3.1
1999-00	Ruth Riley	32	85	2.7
1998-99	Ruth Riley	31	101	3.3
1997-98	Ruth Riley	32	71	2.2
1996-97	Katryna Gaither	38	35	0.9
1995-96	Katryna Gaither	31	40	1.3
1994-95	Katryna Gaither	31	46	1.5
1993-94	Letitia Bowen	29	22	0.8
1992-93	Letitia Bowen	25	15	0.6
1991-92	Margaret Nowlin	32	19	0.6

1990-91	Margaret Nowlin	32	33	1.0
1989-90	Margaret Nowlin	29	21	0.7
1988-89	Comalita Haysbert	32	12	0.4
1987-88	Heidi Bunek	28	39	1.4
1986-87	Heidi Bunek	27	31	1.1
1985-86	Trena Keys	30	30	1.0
1984-85	Trena Keys	28	43	1.5
1983-84	Trena Keys	28	26	0.9
1982-83	Trena Keys	25	25	1.0
1981-82	Mary Beth Schueth	25	20	0.8
1980-81	Tricia McManus	28	27	1.0
1979-80	Shari Matvey	30	94	3.1

Steals

Season	Team Leader	Gms	Stls.	SPG
2014-15	Madison Cable/Jewell Loyd	39	59	1.5
2013-14	Jewell Loyd	37	58	1.6
2012-13	Skylar Diggins	37	114	3.1
2011-12	Skylar Diggins	39	102	2.6
2010-11	Brittany Mallory	37	77	2.1
2009-10	Skylar Diggins	35	90	2.6
2008-09	Ashley Barlow	29	70	2.4
2007-08	Ashley Barlow	34	68	2.0
2006-07	Tulyah Gaines	32	66	2.1
2005-06	Megan Duffy	30	59	2.0
2004-05	Megan Duffy	33	90	2.7
2003-04	Le'Tania Severe	32	54	1.7

2002-03	Le'Tania Severe	32	69	2.2
2001-02	Le'Tania Severe	30	60	2.0
2000-01	Niele Ivey	36	94	2.6
1999-00	Niele Ivey	32	95	3.0
1998-99	Niele Ivey	31	74	2.4
1997-98	Niele Ivey	31	77	2.5
1996-97	Jeanine Augustin	38	92	2.4
1995-96	Beth Morgan	31	64	2.1
1994-95	Letitia Bowen	31	65	2.1
1993-94	Kara Leary	29	71	2.4
1992-93	Coquese Washington	27	78	2.9
1991-92	Coquese Washington	25	79	3.2
1990-91	Coquese Washington	32	83	2.6
1989-90	Coquese Washington	29	67	2.3
1988-89	Krissi Davis	32	81	2.5
1987-88	Mary Gavin	28	93	3.3
1986-87	Mary Gavin	27	80	3.0
1985-86	Mary Gavin	31	72	2.3
1984-85	Mary Beth Schueth	26	39	1.5
1983-84	Laura Dougherty	27	42	1.6
1982-83	Ruth Kaiser	27	57	2.1
1981-82	Ruth Kaiser	23	61	2.7
1980-81	Molly Ryan	28	39	1.4
1979-80	Molly Cashman	29	50	1.7

current players listed in boldface

THIS IS NOTRE DAME

2015-16 SEASON PREVIEW

THE FIGHTING IRISH

COACHES AND STAFF

OPONENTS

2014-15 SEASON IN REVIEW

RECORDS

HISTORY



Devereaux Peters led Notre Dame in blocked shots during each of her four full seasons, averaging two blocks per game in two of those campaigns.

ND
A

JEANNINE AUGUSTIN

Captained Notre Dame's 1997 NCAA Final Four team to a (then) school-record 31 wins.

- **** Achonwa, Natalie, 2010-14.....Guelph, Ontario
- **** Alexander, Andrea, 1990-94.....Niles, Mich.
- **** Allen, Charel, 2004-08.....Monessen, Pa.
- ** **Allen, Lindsay, 2013-present.....Mitchellville, Md.**
- **** Antolik, Renee, 1978-80.....Painesville, Ohio
- **** Atchinson, Susie, 1992-94.....Plymouth, Mich.
- **** Augustin, Jeannine, 1993-97.....Rochester, Mich.

ND
B

JACQUELINE BATTEAST

One of six South Bend-area natives to play for the Irish, she ranked among the top five on 16 career lists at Notre Dame when she graduated.

- **** Badway, Veronica, 2010-11.....Pittsburgh, Pa.
- **** Barksdale, Amanda, 1999-02.....Friendswood, Texas
- **** Barlow, Ashley, 2006-10.....Indianapolis, Ind.
- **** Barron, Kathy, 1984-88.....Okemos, Mich.
- **** Basford, Denise, 1982-86.....Farmington, Mich.
- **** Bates, Carrie, 1981-85.....Kansas City, Mo.
- **** **Batteast, Jacqueline, 2001-05.....South Bend, Ind.**
- **** Battel, Cynthia, 1978-79.....Fairfax, Va.
- * Ben-Tsvulon, Danielle, 2006-07.....Fort Wayne, Ind.
- **** Bohman, Rosanne, 1993-97.....Greensburg, Ind.
- **** Bolden, Brittny, 2005-06.....South Bend, Ind.
- **** Borkowski, Mary, 1983-84.....South Bend, Ind.
- **** Borton, Teresa, 2001-05.....Yakima, Wash.
- **** Botham, Sandy, 1984-88.....Madison, Wis.
- **** Bowen, Letitia, 1991-95.....Buchanan, Mich.
- **** Braendly, Diana, 1995-99.....Staten Island, N.Y.
- **** Braker, Ariel, 2010-14.....Grosse Pointe Woods, Mich.
- ** Brommeland, Kathy, 1984-87.....Naples, Fla.
- **** Brown, Lisa, 1982-84.....Palmyra, N.J.
- **** Bruszewski, Becca, 2007-11.....Valparaiso, Ind.
- **** Bunek, Heidi, 1985-89.....Milwaukee, Wis.
- * Bustamante, Allison, 2001-02.....Miami, Fla.

ND
C

MISSY CONBOY

Now the senior deputy athletics director at Notre Dame, she captained the 1981-82 Irish team that finished with a 16-9 record.

- **** **Cable, Madison, 2011-present.....Mt. Lebanon, Pa.**
- **** Cashman, Molly, 1977-80.....Hopkins, Minn.
- * Christiansen, Alena, 2008-10.....Fort Lauderdale, Fla.
- **** Conboy, Missy, 1978-82.....Columbia, Mo.
- **** Conlisk, Beth, 1977-78.....Darlington, Md.
- **** Crowe, Janice, 1979-82.....Deerfield Beach, Fla.
- * Cummings, Carola, 1977-79.....Worcester, Mass.
- **** Curless, Laura, 1980-81.....Blanchester, Ohio

ND
D

KRISSI DAVIS

Awarded the Byron V. Kanaley Award in 1991. It is presented to the senior athlete who is most exemplary as a student and leader.

- **** D'Amico, Melissa, 2004-08.....Manorville, N.Y.
- **** Davis, Krissi, 1987-91.....Noblesville, Ind.
- **** Diggins, Skylar, 2009-13.....South Bend, Ind.
- **** Dougherty, Laura, 1981-85.....Hillsdale, N.J.
- **** Duffy, Megan, 2002-06.....Dayton, Ohio
- **** Dunbar, Imani, 1997-01.....San Angelo, Texas

ND
E

LYNN EB BEN

Notre Dame's third-leading scorer (7.4 ppg.) during the 1985-86 season.

- **** Ebben, Lynn, 1982-86.....Mendham, N.J.
- ** Elliott, Carol, 1986-89.....Grand Junction, Colo.
- ** Emigholz, Cathy, 1986-89.....Staten Island, N.Y.
- **** Erwin, Crystal, 2003-07.....Rancho Cucamonga, Calif.

ND
F

STACY FIELDS

Started 34 of the 84 games she played from 1992-96.

- **** Fields, Stacy, 1992-96.....North St. Paul, Minn.
- **** Fitzgerald, Deb, 1988-92.....Watertown, Wis.
- **** Flecky, Katy, 2001-04.....Lone Tree, Colo.
- **** Forbes, Mary Joan, 1980-81.....Raleigh, N.C.
- * Forr, Mary, 2010-11.....Altoona, Pa.

ND
G

MARY GAVIN

Ranks as Notre Dame's career leader in assists (778) and assists per game (7.0).

- **** Gaines, Tulyah, 2004-08.....North Las Vegas, Nev.
- **** Gaither, Katryna, 1993-97.....Mt. Vernon, N.Y.
- **** Garrison, Kim, 1986-87.....Mill Creek, Wash.
- **** Garske, Julie, 1986-87.....Amherst, Wis.
- **** Gavin, Mary, 1984-88.....North Wildwood, N.J.
- **** Gomez, Audrey, 1991-93.....Keyport, N.J.
- * Gossard, Heather, 1994-96.....Camel, Ind.
- **** Grady, Christy, 1996-97.....Lodi, Calif.
- **** Gray, Breona, 2003-07.....Las Vegas, Nev.
- **** Green, Danielle, 1995-00.....Chicago, Ill.

ND
H

JULIE HENDERSON

Served as a captain on the 1999-00 team and is now a model and actress represented by world-renowned agency IMG Models in New York.

- **** Haney, Erica, 1998-02.....Toledo, Ohio
- ** Haysbert, Comalita, 1988-92.....Baltimore, Md.
- ** Heath, Kelly, 1994-96.....Lafayette, Ind.
- **** Henderson, Julie, 1996-00.....Ann Arbor, Mich.
- **** Hensley, Debbi, 1980-83.....Oklahoma City, Okla.
- **** Hernandez, Monique, 1999-02, 2004.....Rio Rancho, N.M.
- ** Hicks, Kelly, 1977-80.....Bandera, Texas
- ** Hills, Sherisha, 1998-99.....Tampa, Fla.
- **** Holloway, Whitney, 2011-15.....Plainfield, Ill.
- **** **Huffman, Hannah, 2012-present.....Diablo, Calif.**
- **** Hutchinson, Kari, 1994-98.....Nine Mile Falls, Wash.

ND
I

NIELE IVEY

Co-captain and the starting point guard in Notre Dame's 2001 NCAA championship season. She also received the '01 Frances Pomeroy Naismith Award, played five years in WNBA and is in her ninth year on the Irish coaching staff.

- **** Ivey, Niele, 1996-01.....St. Louis, Mo.

ND
J

KATURA "TOOTIE" JONES

A 29-game starter during the 1993-94 season when she averaged 10.0 points and 5.8 rebounds.

- **** Jergesen, Jane, 1979-80.....Havre, Mont.
- * **Johnson, Mychal, 2014-present.....Huntington, W.Va.**
- **** Jones, Katura "Tootie", 1990-94.....Moore, Okla.
- **** Jordan, Adrienne, 1994-97.....Columbus, Ohio
- **** Joyce, Jeneka, 2000-04.....Topeka, Kan.

ND
K

KRISTIN KNAPP

Played on Notre Dame's 1993-94 team which earned the school's second NCAA Championship bid; now an assistant coach at Texas-Arlington.

- **** Kaiser, Ruth, 1981-85.....Tempe, Ariz.
- **** Keys, Trena, 1982-86.....Maion, Ind.
- ** Klauke, Jenny, 1980-84.....Glenview, Ill.
- **** Knapp, Kristin, 1990-94.....Santa Barbara, Calif.
- ** Krause, Jill, 2001-03.....Glenview, Ill.
- **** Kuhns, Lisa, 1985-90.....Fort Walton Beach, Fla.



SARA LIEBSCHER
One of three Irish players with a triple-double, doing so against Detroit in 1990; now director of athletics advancement at Notre Dame.

- ** Lally, Carol, 1977-79 Sharon, Pa.
- **** Lally, Maggie, 1977-81 Sharon, Pa.
- **** LaVere, Courtney, 2002-06 Ventura, Calif.
- **** Layden, Jenny, 1992-94 LaGrange Park, Ill.
- **** Leahy, Meaghan, 1997-01 Wilbraham, Mass.
- **** Leary, Kara, 1990-94 Nashua, N.H.
- **** Lechtitrner, Melissa, 2006-10 Mishawaka, Ind.
- **** Leffers, Mary, 1997-98 Tampa, Fla.
- **** Lew, Kathy, 1977-78 Milwaukee, Wis.
- **** Liebscher, Sara, 1987-91 Davenport, Iowa
- ** Liebscher, Sheila, 1979-81 Davenport, Iowa
- *** Loyd, Jewell, 2012-15 Lincolnwood, Ill.



SHARI MATVEY
The first Irish women's basketball player to score 1,000 points. She also set the program's freshman scoring record (529 points in 1979-80).

- *** **Mabrey, Michaela, 2012-present** **Belmar, N.J.**
- * Mahoney, Molly, 1986-87 South Bend, Ind.
- **** Mallory, Brittany, 2007-12 Baltimore, Md.
- * Marciniak, Michelle, 1991-92 Allentown, Pa.
- **** Matvey, Shari, 1979-83 Youngstown, Ohio
- **** Mauch, Ellen, 1987 Mineral Wells, Texas
- **** McBride, Kayla, 2010-14 Erie, Pa.
- * McLean, Martha, 1978-79 Romeo, Mich.
- **** McManus, Tricia, 1978-81 Oak Ridge, Tenn.
- **** McMillen, Sheila, 1995-99 Rochester, Ind.
- * Meagher, Marge, 1977-78 Larchmont, N.Y.
- ** Meyer, Pat, 1977-79 North Babylon, N.Y.
- **** Miller, Fradenica, 2008-12 Atlanta, Ga.
- **** Monagle, Janice, 1981-83 Brooklawn, N.J.
- **** Morgan, Beth, 1993-97 Bloomington, Ind.
- ** Morrison, Beth, 1984-87 St. Louis, Mo.
- **** Mullins, Theresa, 1980-84 Wilmington, Del.
- ** Murphy, Byrne, 1977-78 Cos Cob, Conn.



MARGARET NOWLIN
MVP of the 1992 Midwestern Collegiate Conference Tournament, helping the Irish earned their first NCAA Championship berth.

- **** Nelligan, Maureen, 1988-89 St. Joseph, Mich.
- * **Nelson, Kristina, 2013-present** **Buford, Ga.**
- * Neville, Susan, 1981-82 Decatur, Ala.
- **** Newman, Dava, 1983-84 Davis, Calif.
- **** Novosel, Natalie, 2008-12 Lexington, Ky.
- **** Nowlin, Margaret, 1988-92 St. Paul, Minn.



SHERRI ORLOSKY
Four-year monogram recipient from 1990-94, played on Notre Dame's first two NCAA Championship teams (1992 and 1994).

- * O'Brien, Patti, 1978-80 Fairview Heights, Ill.
- O'Haren, Michelle, 1977-78 Marietta, Ga.
- * O'Malley, Dara, 1980-81 Three Rivers, Mich.
- **** Orlosky, Sherri, 1990-94 Columbia, Md.




CAREY POOR
Two-time Irish captain from 1994-96. She was a member of the '95-'96 team that became the first in the program's history to advance to the second round of the NCAA Championship.

- **** Peirick, Mollie, 1994-98 Eureka, Mo.
- **** Peters, Devereaux, 2007-12 Chicago, Ill.
- *** Politiski, Jane, 1977-80 Wahpeton, N.D.
- **** Poor, Carey, 1992-96 Celina, Ohio
- ** Powers, Susie, 2003-05 Centennial, Colo.




RUTH RILEY
The only player in school history to register 2,000 points and 1,000 rebounds in her career. In addition to the 2001 NCAA title at Notre Dame, she was a member of two WNBA championship teams with the Detroit Shock (2003, 2006) and won a gold medal with the 2004 U.S. Olympic Team.

- **** Ratay, Alicia, 1993-03 Lake Zurich, Ill.
- ** **Reimer, Taya, 2013-present** **Fishers, Ind.**
- **** Riley, Ruth, 1997-01 Macy, Ind.
- **** Robillard, Regina, 1977-78 Newport, R.I.
- **** Robinson, Karen, 1987-91 Turnersville, N.J.
- **** Rooney, Carrie, 1977-78 Basking Ridge, N.J.
- **** Rupe, Majeonica, 1989-93 Big Rapids, Mich.
- * Ryan, Molly, 1980-81 Springfield, Ill.



MARY BETH SCHUETH
One of eight players to average in double figures in scoring in each of her four seasons at Notre Dame.

- Schlaff, Janet, 1978-79 Lincoln Park, Mich.
- **** Schrader, Lindsay, 2005-10 Bartlett, Ill.
- **** Schueth, Mary Beth, 1981-85 Indianapolis, Ind.
- **** Schwartz, Annie, 1986-89 Ann Arbor, Mich.
- **** Severe, Le'Tania, 2000-04 Pembroke Pines, Fla.
- **** Siemon, Kelley, 1997-01 Edina, Minn.
- **** Skieresz, Mickey, 1983-85 Westlake Village, Calif.
- **** Smith, Ann, 1977-78 Middletown, Ohio
- * Smith, Chandraica, 2005-06 Stone Mountain, Ga.
- * Smith, Dionne, 1989-93 Indianapolis, Ind.
- **** Smith, Theresa, 1980-81 West Islip, N.Y.
- * Solomon, Erica, 2008-10 Charleston, W.Va.
- Sullivan, Eunice, 1977-78 Evanston, Ill.
- **** Swanson, Karen, 1999-03 Westlake, Ohio



DIONDRA TONEY
Averaged a career-best 10.2 ppg. during both her sophomore and junior seasons.

- ** **Thompson, Diamond, 2013-present** **Wheaton, Ill.**
- * Thompson, Vornie, 1983-85 Saginaw, Mich.
- **** Toney, Diondra, 1985-89 Chicago, Ill.
- **** Tranel, Jenni, 1988-89 Billings, Mont.
- **** Trezza, Christine, 2005-06 Staten Island, N.Y.
- **** Tsipis, Amanda, 2004-08 Perry, Ohio
- * **Turner, Brianna, 2014-present** **Pearland, Texas**
- **** Turner, Kaila, 2009-13 Joliet, Ill.



COQUESE WASHINGTON
Former Fighting Irish associate head coach and current Penn State head coach who led the team in steals from 1989-93 and ranks third in school history with 307 career thefts.

- **** Washington, Coquese, 1989-93 Flint, Mich.
- * Watson, Kellie, 2008-09 Ionia, Mich.
- * Weese, Anne, 2002-04 Salina, Kan.
- * **Westfeld, Kathryn, 2014-present** **Kettering, Ohio**
- * Wicks, Kelsey, 2001-03 Gillette, Wyo.
- **** Williamson, Erica, 2006-10 Charlotte, N.C.
- ** Willis, Lavetta, 1984-87 Wayne, Mich.
- **** Wright, Markisha, 2011-15 Des Moines, Iowa

Current players listed in **boldface**
Class years listed by fall of first year through spring of last year

THIS IS NOTRE DAME

2015-16 SEASON PREVIEW

THE FIGHTING IRISH

COACHES AND STAFF

OPPONENTS

2014-15 SEASON IN REVIEW

RECORDS

HISTORY



All-Time Numerical Roster



Sharpshooting guard Jeneka Joyce was the first player to wear No. 5 for the Irish, sporting that number from 2000-04.

00

Ruth Riley (1997-01)

1

Tulyah Gaines (2004-08)
Erica Solomon (2008-10)

2

Charel Allen (2004-08)
Veronica Badway (2010-11)

3

Kristin Knapp (1990-94)
Mollie Peirick (1994-98)
Ericka Haney (1998-02)
Susie Powers (2003-05)
Whitney Holloway (2011-15)

4

Audrey Gomez (1992-93)
Le'Tania Severe (2000-04)
Skylar Diggins (2009-13)

5

Jeneka Joyce (2000-04)
Madison Cable (2011-12)
Kristina Nelson (2013-14)

10

Beth Conlink (1977-78)
Maggie Lally (1978-81)
Janice Monagle (1981-83)
Dava Newman (1983-84)
Mary Gavin (1984-88)
Maureen Nelligan (1988-89)
Kara Leary (1990-94)
Adrienne Jordan (1994-97)
Jill Krause (2001-03)
Kellie Watson (2008-09)

11

Carol Lally (1977-79)
Tricia McManus (1980-81)
Cathy O'Brien (1982-83)
Mickey Skieresz (1983-85)
Cathy Emigholz (1986-87)
Sara Liebscher (1987-91)
Audrey Gomez (1991-92)
Jeannine Augustin (1993-97)
Sherisha Hills (1998-99)
Karen Swanson (1999-03)
Amanda Tspis (2004-08)
Natalie Achonwa (2010-14)
Brianna Turner (2014-present)

12

Eunice Sullivan (1977-78)
Molly Cashman (1978-79)
Tricia McManus (1979-80)
Kara O'Malley (1980-81)
Lynn Ebben (1982-86)
Carol Elliot (1988-89)
Dionne Smith (1991-92)
Katryna Gaither (1993-97)
Danielle Green (1997-00)
Teresa Borton (2001-05)
Fraderica Miller (2008-12)
Taya Reimer (2013-present)

13

Michelle O'Haren (1977-78)
Missy Conboy (1978-82)
Trena Keys (1982-86)
Danielle Green (1995-96)
Megan Duffy (2002-06)

14

Carola Cummings (1977-79)
Sheila Liebscher (1979-81)
Vonnie Thompson (1983-84)
Lisa Kuhns (1985-90)
Devereaux Peters (2007-12)
Mychal Johnson (2014-present)

15

Renee Antolik (1978-80)
Molly Ryan (1980-81)
Lisa Brown (1982-84)

Carol Elliot (1986-88)
Dionne Smith (1992-93)
Kailla Turner (2009-13)
Lindsay Allen (2013-present)

20

Byrne Murphy (1977-78)
Kelly Hicks (1978-80)
Laura Curliss (1980-81)
Mary Beth Schueth (1981-85)
Molly Mahoney (1986-87)
Karen Robinson (1987-91)
Sheila McMillen (1995-99)
Ashley Barlow (2006-10)

21

Ann Smith (1977-78)
Janey Schlaff (1978-79)
Molly Cashman (1979-80)
Debbi Hensley (1981-83)
Diondra Toney (1985-89)
Coquese Washington (1989-93)
Beth Morgan (1993-97)
Jacqueline Batteast (2001-05)
Chandrica Smith (2005-06)
Natalie Novosel (2008-12)
Kayla McBride (2012-14)
Kristina Nelson (2014-present)

22

Carrie Rooney (1977-78)
Patricia O'Brien (1978-79)
Shari Matvey (1980-83)
Mary Borkowski (1983-84)
Kathy Brommeland (1984-87)
Comalita Haysbert (1988-89)
Sherri Orlosky (1990-94)
Heather Gossard (1994-95)
Alicia Ratay (1999-03)
Brittany Mallory (2007-12)
Madison Cable (2012-present)

23

Kelly Hicks (1977-78)
Tricia McManus (1978-79)
Theresa Smith (1980-81)
Laura Dougherty (1981-85)
Comalita Haysbert (1989-91)
Michelle Marciniak (1991-92)
Stacy Fields (1992-96)
Niele Ivey (1996-97)
Monique Hernandez (1999-02, 2004)
Melissa Lechlitner (2006-10)
Kayla McBride (2010-12)
Michaela Mabrey (2012-present)

24

Pat Meyer (1977-79)
Janice Crowe (1979-80)
Theresa Mullins (1980-84)
Kathy Barron (1984-88)





All-Time Numerical Roster

Deb Fitzgerald (1988-89)
 Andrea Alexander (1990-94)
 Kelsey Wicks (2001-03)
 Lindsay Schrader (2005-10)
Hannah Huffman (2012-present)

25

Marge Meagher (1977-78)
 Ruth Kaiser (1981-85)
 Deb Fitzgerald (1989-92)
 Jenny Layden (1992-94)
 Christy Grady (1996-97)

30

Kathy Lew (1977-78)
 Martha McLean (1978-79)
 Janice Crowe (1980-81)
 Lavetta Willis (1983-87)
 Cathy Emigholz (1987-89)
 Dionne Smith (1989-90)

31

Cynthia Battel (1978-79)
 Patti O'Brien (1979-80)
 Debbi Hensley (1980-81)
 Letitia Bowen (1991-95)
 Amanda Barksdale (1999-02)
 Danielle Ben-Tsvulun (2006-07)

32

Jane Politiski (1977-78, 1979-80)
 Jenny Klauke (1980-84)
 Vonnie Thompson (1984-85)
 Comalita Haysbert (1991-92)
 Susan Atchinson (1992-94)
 Julie Henderson (1996-00)
 Breona Gray (2003-07)
 Becca Bruszewski (2007-11)
 Jewell Loyd (2012-15)

33

Shari Matvey (1979-80)
 Denise Basford (1982-86)
 Annie Schwartz (1986-90)
 Majenica Rupe (1990-93)
 Rosanne Bohman (1993-97)
 Niele Ivey (1997-01)
 Katy Flecky (2001-04)
 Melissa D'Amico (2004-08)
Kathryn Westbeld (2014-present)

34

Jane Politiski (1978-79)
 Janice Crowe (1981-82)
 Julie Garske (1986-87)
 Majenica Rupe (1989-90)
 Kelly Heath (1994-95)
 Heather Gossard (1995-96)
 Crystal Erwin (2003-07)
 Markisha Wright (2011-15)

35

Kelly Heath (1994-95)
 Mary Leffers (1997-98)
Diamond Thompson (2013-present)

40

Regina Robillard (1977-78)
 Carey Poor (1994-96)
 Diana Braendly (1997-99)

41

Imani Dunbar (1997-01)
 Courtney LaVere (2002-06)
 Mary Forr (2010-11)

42

Molly Cashman (1977-78)
 Carrie Bates (1981-85)
 Krissi Davis (1989-91)
 Carey Poor (1992-94)
 Kari Hutchinson (1994-98)

43

Maggie Lally (1977-78)

44

Heidi Bunek (1985-89)
 Katura "Tootie" Jones (1990-94)
 Meaghan Leahy (1997-01)
 Allison Bustamante (2001-02)
 Anne Weese (2002-04)
 Alena Christiansen (2008-10)
 Ariel Braker (2010-14)

45

Diana Braendly (1995-96)

50

Krissi Davis (1987-89)
 Kelley Siemon (1997-01)

52

Sandy Botham (1984-88)
 Margaret Nowlin (1988-92)
 Erica Williamson (2006-10)

55

Beth Morrison (1984-87)
 Jenni Tranel (1988-89)

*Current players listed in **boldface**
 Class years listed by fall of first year through
 spring of last year (must have played
 in one game to appear)*

ALL-TIME CAPTAINS

1977-78 Carol Lally, Marge Meagher
 1978-79 Molly Cashman, Carol Lally
 1979-80 Molly Cashman, Jane Politiski
 1980-81 Maggie Lally
 1981-82 Missy Conboy
 1982-83 Debbi Hensley, Theresa Mullins
 1983-84 Theresa Mullins, Mary Beth Schueth
 1984-85 Laura Dougherty,
 Mary Beth Schueth
 1985-86 Lynn Ebben, Trena Keys
 1986-87 game captains
 1987-88 Sandy Botham, Kathy Brown,
 Mary Gavin
 1988-89 Heidi Bunek, Lisa Kuhns
 1989-90 Lisa Kuhns, Karen Robinson
 1990-91 Krissi Davis, Sara Liebscher,
 Karen Robinson
 1991-92 Margaret Nowlin
 Coquese Washington
 1992-93 Kara Leary, Coquese Washington
 1993-94 Letitia Bowen, Kara Leary
 1994-95 Letitia Bowen, Carey Poor
 1995-96 Beth Morgan, Carey Poor
 1996-97 Jeannine Augustin, Beth Morgan,
 Mollie Peirick
 1997-98 Sheila McMillen, Mollie Peirick
 1998-99 Sheila McMillen
 1999-00 Julie Henderson, Niele Ivey
 2000-01 Niele Ivey, Ruth Riley
 2001-02 Ericka Haney
 2002-03 Alicia Ratay, Le'Tania Severe
 2003-04 Le'Tania Severe
 2004-05 Jacqueline Batteast, Teresa Borton,
 Megan Duffy
 2005-06 Megan Duffy, Courtney LaVere
 2006-07 Tulyah Gaines, Breona Gray
 2007-08 Charel Allen, Tulyah Gaines,
 Amanda Tsipis
 2008-09 Ashley Barlow, Melissa Lechltner,
 Lindsay Schrader
 2009-10 Ashley Barlow, Melissa Lechltner,
 Lindsay Schrader
 2010-11 Becca Bruszewski, Brittany Mallory
 2011-12 Brittany Mallory, Natalie Novosel,
 Devereaux Peters
 2012-13 Skylar Diggins, Kaila Turner
 2013-14 Natalie Achonwa, Ariel Braker,
 Kayla McBride
 2014-15 ... Whitney Holloway, Michaela Mabrey,
 Markisha Wright

THIS IS MORE GAME

2015-16 SEASON PREVIEW

THE FIGHTING IRISH

COACHES AND STAFF

OPPONENTS

2014-15 SEASON IN REVIEW

RECORDS

HISTORY

Year-By-Year Results



Members of the 1978-79 Irish team included Maggie Lally (#10), Cynthia Battel (#31), Janet Schlaff (#21), Renee Antolik (#15), Molly Cashman (#12) and Carola Cummings (#14).

1977-78 (13-4)

Coach: Sharon Petro
Captains: Carol Lally, Marge Meagher
Home: 5-1, Away: 6-2, Neutral: 2-1

Dec. 3	Valparaiso	W	48-41	H
6	St. Joseph's (Ind.)	W	79-67	A
Jan. 18	Purdue-Calumet	W	50-46	A
24	IPFW	W	68-39	H
31	Grace	W	68-25	H
Feb. 3	Marquette	L	41-66	A
6	Saint Mary's (Ind.)	W	61-51	H
9	Manchester	W	74-49	A
11	Northern Illinois	L	58-65	H
13	Goshen	W	62-57	A
15	Indiana Tech	W	68-51	A
18	Marion	W	62-50	H
20	Saint Mary's (Ind.)	W	69-59	A
24	Huntington*	W	62-52	N
25	St. Francis (Ind.)*	W	61-45	N
Mar. 4	Vincennes #	L	69-73	N
5	St. Joseph's (Ind.) #	L	64-65	A

* - North District Tournament at Rensselaer, Ind.; # - IAAIW Tournament at Rensselaer, Ind.

1978-79 (16-6)

Coach: Sharon Petro
Captains: Molly Cashman, Carol Lally
Home: 5-0, Away: 5-5, Neutral: 6-1

Nov. 1	Clark	W	81-51	H
6	Illinois	L	60-81	A
Dec. 1	Valparaiso	W	57-43	A
9	Huntington*	W	74-66	A
9	Valparaiso*	W	66-52	N
11	Saint Mary's (Ind.)	W	71-54	H
Jan. 12	Northern Illinois #	W	62-60	A
12	Upper Iowa #	W	71-49	N
13	Chicago State #	W	78-55	N
20	Michigan	L	66-93	A
22	Valparaiso	W	57-43	H
24	IPFW	W	49-41	A
27	Saint Mary's (Ind.)	W	70-43	A
30	DePaul	L	53-82	A

Feb. 3	Marquette	W	60-57	H
10	Goshen	W	68-64	H
13	St. Joseph's (Ind.)	L	62-67	A
16	Marion	L	63-65	A
22	Valparaiso %	W	52-49	N
23	Saint Mary's (Ind.) %	W	61-49	N
24	Rensselaer (Ind.) %	W (ot)	70-69	N
Mar. 3	Franklin @	L	64-69	N

* - Huntington Tournament at Huntington, Ind.; # - Northern Illinois Tournament at DeKalb, Ill.; % - North District Tournament at Rensselaer, Ind. (St. Joseph's); @ - IAAIW Tournament at Terre Haute, Ind.

1979-80 (20-10)

Coach: Sharon Petro
Captains: Molly Cashman, Jane Politiski
Home: 5-4, Away: 6-3, Neutral: 9-3

Nov. 30	Marion*	W	68-60	N
Dec. 1	Cedarville*	W	73-60	N
4	Saint Mary's (Ind.)	W	81-45	A
8	Michigan	L (ot)	60-66	H
Jan. 11	SIU-Edwardsville #	W	65-51	N
11	Chicago State #	W	68-61	N
12	Northeast Missouri State #	L	43-77	N
14	South Dakota	L	61-76	A
16	St. Joseph's (Ind.)	W	72-64	H
18	St. Ambrose	W	54-52	H
20	Saint Louis	L	49-65	H
22	Valparaiso	W	65-55	A
24	Chicago	W	70-61	A
26	Mount St. Joseph	W	78-76	H
30	Saint Mary's (Ind.)	W	73-56	H
Feb. 2	Marquette	L	46-67	H
7	Purdue-Calumet	W	79-38	H
9	Goshen	W	52-49	A
12	Huntington	W	70-64	A
15	Marion	L	61-62	H
19	Illinois-Chicago	L	59-71	A
23	Grace %	W	61-45	N
23	Goshen %	W	61-54	N
29	Huntington @	W	52-46	N

Mar. 1	Goshen @	W	80-66	N
6	Greenville !	W	55-51	N
7	Adrian !	L	59-73	N
8	Spring Arbor !	L	56-61	N
12	Pacific Lutheran \$	W	57-48	A
15	Wisconsin-La Crosse \$	L	57-80	A

* - Taylor Invitational at Upland, Ind.; # - Huskie Invitational at DeKalb, Ill.; % - North District Tournament at Angola, Ind.; @ - Indiana Division III State Tournament at Notre Dame, Ind. (Saint Mary's); ! - AIAW Midwest Regional at Upland, Ind.; \$ - AIAW National Tournament

1980-81 (10-18)

Coach: Mary DiStanislaio
Captain: Maggie Lally

Home: 6-7, Away: 1-6, Neutral: 3-5

Nov. 22	South Dakota	L	60-67	H
Dec. 1	Butler	L	51-60	H
6	Concordia	W	82-51	H
8	Saint Mary's (Ind.)	W	71-52	H
11	St. Francis (Ill.)	L	54-57	H
19	Iona*	W	69-65	N
20	Delaware*	L	56-70	N
Jan. 4	Davidson #	W	85-37	N
6	Villanova	L	57-70	A
10	Marquette	L	55-62	A
14	Taylor	W	77-71	H
17	Miami (Ohio)	L	53-93	H
18	Illinois-Chicago	L	61-78	H
22	Valparaiso	W	57-48	H
28	Saint Mary's (Ind.)	W	59-44	A
31	South Carolina (15)	L	48-124	H
Feb. 5	Goshen	W	86-44	H
7	St. Ambrose	W	56-49	H
11	Ball State	L	61-79	A
17	St. Joseph's (Ind.)	L	64-84	A
20	Michigan	L	65-96	A
22	Virginia (17)	L	40-68	N
26	Michigan State	L	45-76	A
28	Illinois	L	53-88	H
Mar. 6	Ball State @	L	68-76	N
20	Alaska-Anchorage !	W	59-58	N
21	San Diego State !	L	34-71	N
22	Hawaii !	L	55-61	N

* - Penn Holiday Tournament at Philadelphia, Pa.; # - game played at Charlotte, N.C.; @ - AIAW State Tournament at Bloomington, Ind.; ! - Northern Lights Tournament at Anchorage, Alaska

NOTE: First season as Division I program

1981-82 (16-9)

Coach: Mary DiStanislaio
Captain: Missy Conboy

Home: 9-4, Away: 4-4, Neutral: 3-1

Dec. 2	St. Joseph's (Ind.)	W	78-44	H
5	UCLA (8)	L	45-50	H
8	Saint Mary's (Ind.)	W	92-29	H
10	Butler	L	58-67	A
12	Northern Illinois	W	67-52	H
18	Pennsylvania*	W	62-47	A
19	Mount St. Mary's*	L	44-57	N
Jan. 2	Missouri	W	60-53	N
9	Creighton %	W	69-48	N
10	Marquette %	W	50-36	N
13	St. Francis (Ill.)	W	61-57	A
17	SMU	W	76-60	H
21	Valparaiso	W	84-27	A
24	Michigan	W	71-48	H
28	Ball State	W	60-57	H
30	Marquette	W	60-43	H

Feb. 5	Mount St. Joseph	W	70-54	A
6	Miami (Ohio)	L	61-65	A
10	Taylor	W	79-41	H
13	Cincinnati	W	67-58	H
16	Illinois	L	53-83	A
20	South Carolina (15)	L	54-76	A
25	Nebraska	L (ot)	88-98	H
27	DePaul	L	55-60	H
Mar. 6	Michigan State	L	59-68	H

* - Penn Holiday Classic at Philadelphia, Pa.; % - Saint Catherine's Tournament at Minneapolis, Minn.

1982-83 [20-7]

Coach: Mary DiStanislo

Captains: Debbi Hensley, Theresa Mullins

Home: 11-2, Away: 9-3, Neutral: 0-2

Nov. 26	UCLA *	L	54-82	N
27	Rutgers (14) *	L	74-81	N
Dec. 2	Butler	W	80-73	H
4	St. Francis (Ill.)	W	86-42	H
8	Western Michigan	W	68-62	A
10	Miami (Ohio)	W	64-59	H
12	Michigan	W	62-58	A
15	Eastern Michigan	W	75-58	H
30	East Carolina	W	52-50	H

Jan. 3	Villanova	W	72-68	A
6	Georgetown	W	78-68	A
8	Maryland (3)	L	62-84	A
13	Augustana	W	87-66	H
16	Alabama	L	56-71	H
21	Detroit	W	78-61	A
23	Illinois-Chicago	W	88-61	A
27	Arizona State (14)	L	57-82	A
30	UCLA (16)	L	53-84	A

Feb. 4	Loyola (Ill.)	W	80-61	H
6	Iowa State	W	69-58	H
11	Louisiana Tech	L	39-81	H
18	Bradley	W	68-57	A
19	Illinois State	W	48-47	A
25	Marquette	W	74-50	A
27	DePaul	W	52-50	A
Mar. 6	Dayton	W (ot)	68-64	H
9	Indiana	W (ot)	63-61	H

* - Orange Crush Classic at Chicago, Ill.

1983-84 [14-14, 6-4 NORTH STAR]

Coach: Mary DiStanislo

Captains: Theresa Mullins,

Mary Beth Schueth

Home: 9-5, Away: 5-8, Neutral: 0-1

Nov. 22	Marquette	W	96-63	H
25	Tennessee *	L	56-71	H
26	Maryland (8) *	L	57-75	H
Dec. 3	UCLA	W	70-61	H
7	Northwestern	L	74-78	A
9	Michigan	W	66-50	H
14	Western Michigan	W	75-54	H
21	Central Michigan	L	69-72	H
29	Old Dominion (10) #	L	57-71	N
30	Boston College #	L	55-59	A

Jan. 5	East Carolina	W	66-50	A
7	Xavier	W	85-68	A
12	Louisiana Tech (1)	L	56-83	A
15	SMU	L	63-64	A
18	Loyola (Ill.)	L	56-59	H
21	DePaul	L	46-62	A
27	Evansville	W	77-56	H
30	DePaul	W	78-62	H



Shari Matvey became the first player in Notre Dame history to score 1,000 career points, reaching that milestone with 11 points in a win over Missouri on Jan. 2, 1982.

Feb. 3	Michigan State	L	72-73	A
8	Illinois State	L	59-61	H
11	Villanova	W	85-79	H
14	Detroit	W	72-67	H
18	Detroit	L	80-85	A
25	Xavier	W	91-77	H
27	Illinois-Chicago	W	77-58	A

Mar. 3	Dayton	W	63-57	A
8	Loyola (Ill.)	L	53-64	A
10	Evansville	W	80-68	A

* - Notre Dame Thanksgiving Classic at Notre Dame, Ind.; # - Nike Christmas Classic at Chestnut Hill, Mass.

1984-85 [20-8, 13-1 NORTH STAR]

Coach: Mary DiStanislo

Captains: Laura Dougherty,

Mary Beth Schueth

Home: 11-1, Away: 9-6, Neutral: 0-1

Nov. 24	Tennessee (14)	L	57-62	A
26	Purdue	L	59-62	H
30	Eastern Michigan	W	70-59	A
Dec. 2	Michigan	L	64-75	A
5	Western Michigan	W	76-46	H
8	Georgetown	W	72-49	H
12	Northern Illinois	W	71-60	A
20	Michigan State	W	71-59	H
30	UCLA	L	51-78	A

Jan. 2	USC	L	53-69	N
6	LaSalle	L	66-71	A
9	Maryland	W	49-40	A
14	Illinois-Chicago	W	70-49	H
19	Detroit	W	76-62	A
27	DePaul	L	64-72	A
30	Butler	W	79-40	A

Feb. 1	Evansville	W	74-53	H
5	Dayton	W	81-66	A
9	Xavier	W	107-61	H
13	Alabama	L	62-67	A
17	Detroit	W	66-53	H
20	Loyola (Ill.)	W	84-59	H
24	DePaul	W	68-57	H
26	Loyola (Ill.)	W	64-63	A
28	Butler	W	99-36	H

Mar. 3	Evansville	W	72-70	A
6	Dayton	W	72-57	H
9	Xavier	W	78-50	A

1985-86 [23-8, 13-1 NORTH STAR]

Coach: Mary DiStanislo

Captains: Lynn Ebben, Trena Keys

Home: 9-4, Away: 11-2, Neutral: 3-2

Nov. 30	Purdue	L	54-71	A
Dec. 2	Western Michigan	W	94-65	A
5	Michigan	W	76-71	H
9	Tennessee (11)	L	63-71	H
13	Marquette	W	90-46	A
15	Northern Illinois	W	88-65	H
21	UCLA	L	67-73	H

Jan. 3	James Madison *	L	51-53	N
4	Southwest Texas State *	W	68-43	A
5	Miami *	W	59-53	A
9	Rutgers (18)	L	61-69	A
13	Marquette	W	75-42	H
17	Detroit	W	72-58	H
19	Boston University	L	72-74	H
23	Loyola (Ill.)	W	75-54	H
26	DePaul	W	55-53	H
29	Butler	W	91-40	A

Feb. 2	Evansville	W	76-55	A
5	Dayton	L	58-61	H
8	Xavier	W	104-57	H
10	Illinois-Chicago	W	67-42	A
15	Detroit	W	67-56	A
21	Loyola (Ill.)	W	79-67	A
23	DePaul	W	73-58	A
26	Butler	W	77-48	H
28	Evansville	W	73-57	H

Mar. 6	Xavier	W	76-43	A
8	Dayton	W	66-62	A
20	U.S. International #	W	86-61	N
21	Idaho #	L (ot)	65-67	N
22	Duke #	W	74-67	N

* - Burger King Classic at Coral Gables, Fla.; # - NWIT at Amarillo, Texas

THIS IS NOTRE DAME

2015-16 SEASON PREVIEW

THE FIGHTING IRISH


COACHES AND STAFF

OPPONENTS


2014-15 SEASON IN REVIEW

RECORDS

HISTORY



Sandy Botham was a first-team all-North Star Conference selection as a sophomore in 1985-86 after ranking sixth in the nation with a .639 field-goal percentage.



Annie Schwartz averaged 9.1 points and 4.7 rebounds per game as a freshman in 1986-87. She made 19 starts in the 27 games she played.



Diondra Toney was one of three Irish players who scored in double figures during the 1987-88 season, as she averaged 10.1 points per game.

1986-87 (12-15, 4-2 NORTH STAR)

Coach: Mary DiStanislaw

Captains: Game Captains

Home: 7-6, Away: 5-6, Neutral: 0-3

Nov. 29	Rutgers (6)	L	50-71	H
Dec. 5	Texas (1) *	L	59-84	A
6	Colorado *	L	53-76	N
9	Indiana	L	71-80	H
13	Loyola (Ill.)	W	65-62	H
20	St. Ambrose	W	66-50	H
30	Oklahoma #	L	54-57	N
31	Montana #	L	48-50	N
Jan. 3	Loyola Marymount	W	78-40	A
5	UCLA	L (ot)	65-67	A
10	Maryland (20)	L	48-69	H
13	Northern Illinois	L	71-81	A
18	DePaul	L	68-80	H
20	Cleveland State	W	85-68	H
24	Saint Joseph's (Pa.)	L	57-71	A
28	Dayton	L	54-55	H
31	Marquette	W	95-60	H
Feb. 3	Western Michigan	W	65-58	H
7	Miami	L	61-62	H
11	Detroit	L	86-94	A
14	Tennessee (7)	L	55-90	A
18	Illinois-Chicago	W	90-53	H
21	DePaul	W	53-44	A
24	Northern Illinois	W	82-66	H
28	Marquette	W	77-53	A
Mar. 1	Wisconsin	W	80-70	A
7	Dayton	W	59-48	A

* - Texas Classic at Austin, Texas; # - Seattle Times Classic at Seattle, Wash.

1987-88 (20-8, 7-3 NORTH STAR)

Coach: Muffet McGraw

Captains: Kathy Barron, Sandy Botham,

Mary Gavin

Home: 9-2, Away: 9-6, Neutral: 2-0

Nov. 28	Loyola (Ill.)	W	67-61	A
30	Northwestern	W	69-49	H
Dec. 4	Wisconsin-Green Bay *	L	65-69	A
5	BYU *	W	81-69	N
9	Oakland	W	100-51	H
12	St. Ambrose	W	86-73	H
19	Valparaiso	W	93-60	H
21	Indiana	L	59-62	A
28	Fairfield #	W	75-62	N
29	Villanova #	L	55-56	A
Jan. 4	Virginia (7)	L	59-79	A
7	Miami (Fla.)	W	83-68	A
14	Northern Illinois	W	89-66	H
16	Syracuse	W	81-64	H
20	DePaul	L	77-80	A
24	Michigan State	W	57-55	A
26	Marquette	W	88-51	H
Feb. 3	Tennessee (4)	L	71-91	H
6	Duke (17)	W	78-66	A
11	Detroit	W	79-51	H
13	Dayton	W	60-58	H
17	Cleveland State	W	87-69	A
20	Marquette	W	79-69	A
25	Valparaiso	W	91-56	A
28	DePaul	L	68-69	H
Mar. 2	Illinois-Chicago	W	79-50	A
9	Northern Illinois	L	74-95	A
12	Dayton	W	77-64	A

* - Phoenix Classic at Green Bay, Wis.; # - Wildcat Tournament at Villanova, Pa.

1988-89 (21-11, 12-2 MCC)


Coach: Muffet McGraw

Captains: Heidi Bunek, Lisa Kuhns

Home: 10-1, Away: 6-6, Neutral: 5-4

Nov. 29	Northwestern	W	75-63	A
Dec. 2	Georgetown *	L	60-70	N
3	Arizona *	W (ot)	85-81	N
7	Marquette	W	70-66	H
19	Toledo	W	77-70	H
29	James Madison #	L	49-65	N
30	Youngstown State #	W	61-50	N
Jan. 3	Indiana	W	56-49	H
8	Vanderbilt	L	64-86	A
10	Old Dominion	L	65-82	H
12	Evansville	W	75-65	A
14	Saint Louis	W	79-54	A
19	Detroit	W	76-67	H
21	Butler	W	61-40	A
24	DePaul	L	62-83	A
26	Xavier	W	66-52	H
28	Dayton	W	72-57	H
Feb. 2	Detroit	W	71-57	A
4	Syracuse	L	56-63	A
9	Evansville	W	71-55	H
11	Saint Louis	W	78-34	H
18	Loyola (Ill.)	L	77-108	A
20	Tennessee (2/2)	L	43-98	A
23	Dayton	L	55-67	A
25	Xavier	W	69-56	A
Mar. 2	Loyola (Ill.)	W	77-57	H
5	Butler	W	88-65	H
10	Evansville %	W	75-66	N
11	Loyola (Ill.) %	W	75-53	N
23	Toledo @	L	62-85	N
24	DePaul @	L	69-77	N
25	Richmond @	W	51-46	N


* - Investors Women's Classic at Richmond, Va.; # - Saint Joseph's (Pa.) Invitational at Philadelphia, Pa.; % - MCC Tournament at Dayton, Ohio; @ - NWIT at Amarillo, Texas



Heidi Bunek, a captain for the Irish in 1988-89, finished her career with a sparkling .604 field goal percentage, averaging 14.5 points per game and tallying 1,202 points (still among the top 25 scorers in school history).



Coque Washington started 15 times as a freshman point guard for the Irish in 1989-90, averaging 6.8 points and 3.9 assists per game.



Margaret Nowlin averaged 11 points and 7.6 rebounds per game in 1990-91, helping Notre Dame win the third of four consecutive Midwestern Collegiate Conference titles.

THIS IS NOTRE DAME

2015-16 SEASON PREVIEW

THE FIGHTING IRISH

COACHES AND STAFF

OPPONENTS

2014-15 SEASON IN REVIEW

RECORDS

HISTORY

1989-90 [23-6, 16-0 MCC]

Coach: Muffet McGraw
Captains: Lisa Kuhns, Karen Robinson
Home: 10-3, Away: 11-3, Neutral: 2-0

Nov. 24	Liberty *	W	113-35	N
25	Central Florida *	W	81-61	A
Dec. 3	Tennessee (1/1)	L	54-77	H
6	Indiana	W	75-67	A
9	Marquette	W	87-67	A
13	Michigan State	L	48-64	H
22	UCLA	W	61-60	H
29	Temple	L	61-70	A
Jan. 4	Vanderbilt (20/24)	W	77-63	H
6	Toledo	L	69-70	A
9	Butler	W	74-59	H
12	Old Dominion (21/23)	L	61-62	A
16	Loyola (Ill.)	W	85-72	H
18	Marquette	W	81-64	H
23	Dayton	W	85-60	A
25	Xavier	W	92-59	A
27	DePaul	L	64-71	H
29	Evansville	W	79-45	H
Feb. 1	Saint Louis	W	84-50	H
3	Evansville	W	70-58	A
6	Loyola (Ill.)	W	75-63	A
13	Butler	W	59-46	A
15	Detroit	W	99-58	H
20	Saint Louis	W	78-48	A
26	Xavier	W	85-61	H
Mar. 1	Dayton	W	76-47	A
6	Detroit	W	86-72	A
9	Dayton #	W	67-59	A
10	Butler #	W	67-66	N

* - Rotary Classic at Orlando, Fla.; # - MCC Tournament at Dayton, Ohio

1990-91 [23-9, 15-1 MCC]

Coach: Muffet McGraw
Captains: Krissi Davis, Sara Liebscher, Karen Robinson
Home: 11-2, Away: 10-4, Neutral: 2-3

Nov. 26	Evansville	W	83-85	H
30	UCLA	L	75-89	A
Dec. 2	Stanford (6/6)	L	67-97	A
6	Indiana	L	76-79	H
8	Syracuse	W	71-66	H
13	Texas Christian	W	78-67	H
21	Marquette	W	109-56	H
28	Louisiana Tech (11/11) *	W	71-66	N
29	Saint Joseph's (Pa.) *	W	72-53	A
Jan. 3	(25) Detroit	W	87-53	H
7	(24) Butler	W	80-64	A
11	(24/25) DePaul	W	81-66	A
15	(22/22) Loyola (Ill.)	W	66-55	A
19	(22/22) Marquette	W	91-73	A
21	(20/22) Dayton	W	79-49	H
29	(19/18) Xavier	W	74-50	H
31	(19/18) Saint Louis	W	97-48	A
Feb. 2	(19/18) Evansville	W	73-56	A
5	(20/19) Loyola (Ill.)	W	81-61	H
9	(20/19) Tennessee (5/5)	L	71-88	A
12	(20/20) Butler	W	94-62	H
14	(20/20) Detroit	W	87-62	A
17	(20/20) Miami (Ohio)	L	65-69	H
19	(22/22) Saint Louis	W	87-47	H
23	(22/22) Old Dominion	W	70-58	H
28	(22/22) Dayton	L	76-79	A
Mar. 2	(22/23) Xavier	W	69-53	A
8	Dayton #	W	81-61	A
9	Butler #	W	62-52	N
21	Santa Clara %	L	65-81	N
22	Louisville %	L	75-80	N
23	Northern Illinois %	L	82-84	N

* - Texaco-Hawk Classic at Philadelphia, Pa.; # - MCC Tournament at Dayton, Ohio; % - NWIT at Amarillo, Texas

1991-92 [14-17, 8-4 MCC]

Coach: Muffet McGraw
Captains: Margaret Nowlin, Coque Washington
Home: 7-7, Away: 5-10, Neutral: 2-0

Nov. 22	Penn State (3/3)	L	70-86	H
24	Stanford (5/7)	L	76-88	H
27	Marquette	W	83-68	H
Dec. 1	Purdue (11/10)	L	66-80	A
8	Georgia (NR/24)	L (ot)	86-90	A
13	Michigan	L	75-86	A
21	Loyola (Md.)	W	84-49	H
28	Temple	L	69-80	A
31	Syracuse	W	81-60	A
Jan. 5	LaSalle	L	65-86	H
7	Xavier	L	66-69	H
9	Dayton	W (2ot)	76-70	H
12	Tennessee (2/3)	L	82-85	H
15	Louisville	L	53-64	H
23	Butler	L	63-77	A
29	Detroit	W	86-70	A
Feb. 1	Loyola (Ill.)	W	78-66	H
6	Xavier	L	86-104	A
8	Dayton	L	62-63	A
11	DePaul	L	49-62	H
13	Evansville	W	78-67	A
20	Detroit	W	66-58	H
22	Butler	W	79-70	H
24	Evansville	W	79-65	A
27	Loyola (Ill.)	W	73-66	A
Mar. 2	LSU	L	62-72	A
7	Old Dominion	L	76-85	A
12	Dayton *	W	74-55	N
13	Detroit *	W	85-44	N
14	Xavier *	W	59-54	N
18	UCLA #	L	72-93	A

* - MCC Tournament at Cincinnati, Ohio; # - NCAA Championship (First Round) at Westwood, Calif.



Sara Liebscher served as a tri-captain on the 1990-91 Notre Dame squad that earned its first-ever Associated Press top 25 ranking. The Irish peaked at No. 19 that season and earned a trip to the NWIT.

1992-93 (15-12, 11-5 MCC)

Coach: Muffet McGraw
Captains: Kara Leary, Coquese Washington
Home: 8-5, Away: 7-7, Neutral: 0-0

Dec.	1	Marquette	L	62-66	A
	4	Purdue (17)	L	41-74	A
	9	Illinois-Chicago	W	76-71	A
	12	Michigan	W	62-54	H
	19	Loyola (Md.)	W	55-48	A
	21	Georgia (20/20)	L	75-81	H
	30	Georgetown	W (ot)	78-72	H
Jan.	2	LaSalle	L	63-69	A
	4	Tennessee (1/2)	L	48-79	A
	7	Dayton	W	72-60	A
	9	Xavier	W	64-56	A
	14	Detroit	W	80-55	H
	19	Penn State (17/21)	L	66-87	A
	25	DePaul (21)	L	55-71	A
	28	Evansville	L	69-73	A
	30	Butler	L	70-82	A
Feb.	4	LaSalle	W	61-58	H
	6	Duquesne	W	95-67	H
	11	Xavier	L	68-70	H
	13	Dayton	W	92-80	H
	16	Loyola (Ill.)	W	76-50	H
	18	Loyola (Ill.)	W	74-60	A
	20	Detroit	W	68-55	A
Mar.	1	Duquesne	W	91-63	A
	4	Butler	L	69-80	H
	6	Evansville	W	74-62	H
	8	Dayton *	L	74-78	H

* - MCC Tournament at Notre Dame, Ind.

1993-94 (22-7, 10-2 MCC)

Coach: Muffet McGraw
Captains: Letitia Bowen, Kara Leary
Home: 9-5, Away: 10-2, Neutral: 3-0

Nov.	27	Illinois-Chicago	W	93-50	H
Dec.	1	Marquette	W	90-76	H
	4	Wisconsin *	W	77-55	N
	5	Brown *	W	58-54	A
	8	Purdue (22/22)	L	59-66	A
	11	Seton Hall	L	55-62	H
	19	LSU	W	82-80	H
	21	Temple	W	83-51	H
	30	Georgetown	W	83-62	A
Jan.	2	Old Dominion	L	67-76	A
	4	Dayton	W	63-55	A
	7	Tennessee (1/1)	L	70-105	H
	11	DePaul	W	77-63	H
	15	LaSalle	W	92-73	A
	20	Evansville	W	93-48	H
	22	Butler	L	62-65	H
	27	Xavier	W	72-58	H
	29	Detroit	W	80-67	H
Feb.	5	Loyola (Ill.)	W	81-67	A
	10	Butler	W	82-80	A
	12	Evansville	W	89-62	A
	17	LaSalle	L	75-85	H
	21	Louisville	W	69-54	A
	24	Detroit	W	87-76	A
	26	Xavier	W	72-67	A
Mar.	3	Loyola (Ill.)	W	84-75	H
	6	LaSalle #	W	79-55	N
	8	Xavier #	W	72-63	N
	16	Minnesota %	L	76-81	H

* - Brown PowerBar Tournament at Providence, R.I.; # - MCC Tournament at Indianapolis, Ind.; % - NCAA Championship (First Round) at Notre Dame, Ind.

1994-95 (21-10, 15-1 MCC)

Coach: Muffet McGraw
Captains: Letitia Bowen, Carey Poor
Home: 9-2, Away: 9-4, Neutral: 3-4

Nov.	26	Seton Hall (25/25)	L (ot)	60-65	A
	30	Purdue (13/11)	L	83-87	H
Dec.	2	UC Irvine *	W	72-71	A
	3	Alabama (6/6) *	L	87-105	N
	7	Michigan State	L	73-75	H
	27	Colorado (9/9) #	L	70-91	N
	28	Miami (Ohio) #	L	76-79	N
Jan.	2	Dayton	W	80-63	H
	5	Xavier	W	72-63	A
	7	Wright State	W	76-41	A
	9	Cleveland State	W	90-66	H
	14	Detroit	W	67-65	A
	16	DePaul	L	87-96	A
	19	Wright State	W	67-48	H
	21	LaSalle	W	87-65	H
	25	Wisconsin-Green Bay	W	67-56	A
	28	Wisconsin-Milwaukee	W	98-50	H
Feb.	1	Marquette	W	87-66	A
	4	Loyola (Ill.)	W	92-76	A
	10	Butler	W	68-56	H
	12	Illinois-Chicago	W	73-57	H
	16	Cleveland State	W (ot)	83-79	A
	18	LaSalle	L	68-84	A
	23	Northern Illinois	W	58-51	A
	25	Detroit	W	83-62	H


Mar.	1	Xavier	W	86-73	H
	9	Xavier %	W	83-52	N
	10	Northern Illinois %	L	64-87	A
	23	Pacific @	W	88-74	N
	24	Northwestern State @	L	93-103	N
	25	Massachusetts @	W	90-72	N

* - UC/Newport Beach Marriott Classic at Irvine, Calif.; # - Seattle Times Husky Classic at Seattle, Wash.; % - MCC Tournament at DeKalb, Ill.; @ - NWIT at Amarillo, Texas

1995-96 (23-8, 15-3 BIG EAST)

Coach: Muffet McGraw
Captains: Beth Morgan, Carey Poor
Home: 11-1, Away: 8-5, Neutral: 4-2

Nov.	24	Indiana	W	82-73	A
	26	Bowling Green	W	92-67	H
	28	Rutgers	W	66-54	H
Dec.	1	Perin State (12/13) *	L	77-86	N
	2	Washington *	W	80-67	N
	3	Texas A&M (NR/22) *	L (ot)	84-88	N
	8	Marquette	W	84-62	H
	17	Valparaiso	W	90-44	H
	21	Michigan State	L (ot)	83-87	A
Jan.	2	Seton Hall	W (ot)	88-79	A
	4	St. John's	W	74-48	A
	6	Boston College	W	80-51	H
	10	Syracuse	W	91-52	H
	14	Providence	W	90-80	A
	18	Connecticut (3/3)	L	64-87	H
	21	Georgetown	W	92-61	H
	24	St. John's	W	66-53	H
	27	Miami (Fla.)	W	67-50	A



Carey Poor, a two-time co-captain, was Notre Dame's third-leading scorer (8.5 ppg.) and second-leading rebounder (6.0 rpg.) during her senior season in 1995-96.



Jeannine Augustin started 37 out of a possible 38 games during Notre Dame's first NCAA Final Four season in 1996-97.

Feb.	3	Rutgers	L	62-73	A
	7	(24) Pittsburgh	W	90-51	H
	10	(24) Georgetown	W	81-63	A
	14	(25) Villanova	W	72-56	H
	17	(25) Pittsburgh	W	89-51	A
	20	(23/24) Miami (Fla.)	W	86-70	H
	24	(23/24) Connecticut (3/4)	L	79-86	A
	26	(23/24) West Virginia	W	73-55	A
Mar.	3	(23/24) Syracuse !	W	70-55	N
	4	(22/23) Seton Hall !	W	69-58	N
	5	(22/23) Connecticut (2/3) !	L	54-71	A
	15	(21/23) Purdue (15/16) #	W	73-60	N
	17	(21/23) Texas Tech (9/9) #	L	67-82	A

* – Kona Women's Basketball Classic at Kona, Hawaii;
! – BIG EAST Tournament at Storrs, Conn.; # – NCAA Championship (First and Second Rounds) at Lubbock, Texas

1996-97 (31-7, 17-1 BIG EAST)

Coach: Muffet McGraw
Captains: Jeannine Augustin, Beth Morgan, Mollie Peirick
Home: 11-1, Away: 13-4, Neutral: 7-2

Nov.	15	(20/25) Kent State !	W	66-41	H
	17	(20/25) Iowa (6/6) !	W	61-50	A
	19	(14/17) Tennessee (3/2) #	L	59-72	N
	20	(14/17) N.C. State (8/12) #	W	64-53	N
	23	(14/17) Bowling Green	W	85-70	A
	29	(9/12) Ohio %	W	95-82	N
	30	(9/12) Georgia Tech %	W	76-69	A
Dec.	5	(7/14) Purdue	L	58-73	A
	7	(7/14) Providence	W	91-75	H
	9	(10/17) Wisconsin (19/13)	L	69-81	H
	11	(10/17) Indiana	W	71-63	H
	21	(16/19) Valparaiso	W	75-56	A

Jan.	2	(17/22) Seton Hall	W	87-47	A
	4	(17/22) Ohio State	L	67-74	A
	7	(21/24) Boston College	W	61-57	A
	9	(21/24) West Virginia	W	103-58	H
	12	(21/24) Villanova	W	77-54	A
	15	(21/24) Syracuse	W	72-45	A
	18	(21/24) Pittsburgh	W	65-49	H
	21	(19/22) Rutgers	W	76-61	H
	25	(19/22) Georgetown	W	67-63	H
	29	(19/22) Miami (Fla.)	W	72-71	A
Feb.	2	(19/22) St. John's	W	75-47	A
	6	(15/21) Syracuse	W	90-73	H
	9	(15/21) Connecticut (1/1)	L	49-72	A
	12	(17/18) Boston College	W	91-64	H
	16	(17/18) Providence	W	97-74	A
	19	(16/17) Villanova	W	68-51	H
	22	(16/17) Seton Hall	W	75-61	H
	25	(14/15) West Virginia	W	80-67	A
Mar.	2	(14/15) Rutgers ^	W	86-58	N
	3	(13/15) Georgetown ^	W	84-43	N
	4	(13/15) Connecticut (1/1) ^	L	77-86	A
	15	(15/14) Memphis &	W	93-62	N
	17	(15/14) Texas (14/13) &	W	86-83	A
	22	(15/14) Alabama (8/7) *	W	87-71	N
	24	(15/14) George Washington (22/16) *	W	62-52	N
	28	(15/14) Tennessee (10/11) **	L	66-80	N

! – Preseason WNIT; # – Preseason WNIT Semifinals/Third-Place Game at Ruston, La.; % – Comfort Inn Downtown Classic at Atlanta, Ga.; ^ – BIG EAST Tournament at Storrs, Conn.; & – NCAA Championship (First and Second Rounds) at Austin, Texas; * – NCAA Championship (Regional Semifinal and Final) at Columbia, S.C.; ** – NCAA Women's Final Four (National Semifinal) at Cincinnati, Ohio

1997-98 (22-10, 12-6 BIG EAST)

Coach: Muffet McGraw
Captains: Sheila McMillen, Mollie Peirick
Home: 12-1, Away: 7-7, Neutral: 3-2

Nov.	18	Butler	W	71-65	H
	22	Duke (19/19)	L	62-80	A
	28	UC Santa Barbara	W	86-75	A
	30	UCLA	W (Tot)	93-91	A
Dec.	3	Rutgers	L	67-80	A
	6	Connecticut (3/2)	L	59-78	H
	8	Wisconsin (17/19)	L	77-89	A
	10	Purdue	W	77-71	H
	13	South Florida	W	73-50	H
	28	San Francisco	W	62-47	H
	31	Pittsburgh	W	66-46	A
Jan.	6	Georgetown	W	69-44	A
	8	Miami (Fla.)	W	75-47	H
	10	St. John's	W	77-57	A
	14	West Virginia	W	86-78	H
	17	Boston College	L	76-78	A
	21	Syracuse	W	87-69	A
	24	Providence	W	109-60	H
	28	Villanova	L	54-70	H
	31	Seton Hall	W	91-35	H
Feb.	3	Miami (Fla.)	L	76-77	A
	12	St. John's	W	76-44	H
	15	Pittsburgh	W	75-60	H
	18	Georgetown	W	80-54	H
	21	Connecticut (2/2)	L	61-73	A
	24	Rutgers	W	71-64	H
	28	St. John's ^	W	94-57	N

Mar.	1	Villanova ^	W	56-48	N
	2	Connecticut (2/3) ^	L	53-73	N
	13	Southwest Missouri State &	W	78-64	N
	15	Texas Tech (6/5) &	W	74-59	A
	21	Purdue (21/22) *	L	65-70	N

^ – BIG EAST Tournament at Piscataway, N.J.; & – NCAA Championship (First and Second Rounds) at Lubbock, Texas; * – NCAA Championship (Regional Semifinal) at Lubbock, Texas

1998-99 (26-5, 15-3 BIG EAST)

Coach: Muffet McGraw
Captain: Sheila McMillen
Home: 12-1, Away: 12-3, Neutral: 2-1

Nov.	14	(17/19) UCLA (6/6)	W	99-82	H
	18	(11/19) Butler	W	71-60	A
	21	(11/19) Duke (6/4)	W	84-57	H
	24	(7/10) Illinois (25/23)	W	101-93	H
	28	(7/10) San Francisco	W	74-43	A
Dec.	2	(6/9) Toledo	W	82-64	H
	8	(6/6) Connecticut (1/1)	L	81-106	H
	12	(6/6) Villanova	W	63-62	H
	19	(6/7) South Florida	W	83-63	A
	21	(7/7) Michigan State	W	75-64	A
	30	(7/7) Boston College	L	65-78	A
Jan.	2	(7/7) Georgetown	W	93-61	A
	7	(9/9) West Virginia	W	111-90	H
	10	(9/9) Providence	W	79-56	H
	16	(9/9) Pittsburgh	W	81-72	A
	20	(9/9) Seton Hall	W	87-47	A
	23	(9/9) St. John's	W	99-60	H
	26	(9/9) Syracuse	W	94-61	A
	30	(7/7) Providence	W	97-59	A
Feb.	3	(6/7) Boston College (20/22)	W	74-59	H
	6	(6/7) Seton Hall	W	77-49	H
	10	(6/6) Villanova	W	74-52	A
	13	(6/6) Rutgers (9/12)	L	57-77	A
	17	(9/9) Syracuse	W	82-60	H
	20	(9/9) West Virginia	W	89-54	H
	23	(10/10) Miami (Fla.)	W	89-62	H
	28	(10/10) Villanova ^	W	83-53	N
Mar.	1	(10/10) Rutgers (7/8) ^	W	68-61	A
	2	(8/9) Connecticut (6/5) ^	L	75-96	N
	13	(8/9) Saint Mary's (Calif.) &	W	61-57	N
	15	(8/9) LSU (21/21) &	L	64-74	A

^ – BIG EAST Tournament at Piscataway, N.J.; & – NCAA Championship (First and Second Rounds) at Baton Rouge, La.

1999-00 (27-5, 15-1 BIG EAST)

Coach: Muffet McGraw
Captains: Julie Henderson, Niele Ivey
Home: 15-0, Away: 9-3, Neutral: 3-2

Nov.	20	(7/9) Toledo	W	68-52	A
	27	(6/6) Illinois (15/15)	L	67-77	A
Dec.	1	(11/8) Butler	W	77-57	H
	4	(11/8) North Carolina (9/12) #	W	99-86	N
	5	(11/8) Liberty #	W	85-68	N
	8	(7/6) Purdue (18/16)	L	61-71	A
	11	(7/6) Michigan State	W	84-54	H
	19	(11/7) Florida International	W	68-62	A
	27	(12/8) USC	W	74-59	H
	29	(10/8) Valparaiso	W	88-65	H

THIS IS NOTRE DAME

2015-16 SEASON PREVIEW

THE FIGHTING IRISH

COACHES AND STAFF

OPPONENTS

2014-15 SEASON IN REVIEW

RECORDS

HISTORY

Year-By-Year Results



Jan. 2	(10/8) Marquette	W	75-60	H
5	(8/6) West Virginia	W	75-54	H
8	(8/6) Georgetown	W	82-60	A
11	(6/6) Seton Hall	W	80-52	H
15	(6/6) Syracuse	W	71-56	H
18	(5/6) Pittsburgh	W	67-53	A
22	(5/6) Miami (Fla.)	W	76-54	A
26	(5/5) St. John's	W	69-49	A
29	(5/5) Georgetown	W	87-56	H
Feb. 1	(5/5) Providence	W	90-60	A
5	(5/5) Boston College (18/18)	W	72-59	H
9	(5/5) Pittsburgh	W	81-74	H
12	(5/5) St. John's	W	94-51	H
16	(5/5) Villanova	W	70-52	A
19	(5/5) Rutgers (8/11)	W (ot)	78-74	A
22	(5/5) Miami (Fla.)	W	83-68	H
26	(5/5) Connecticut (1/1)	L	59-77	A
Mar. 5	(6/6) Miami (Fla.) ^	W	67-52	N
6	(5/5) Rutgers (8/10) ^	L (ot)	72-81	N
17	(5/6) San Diego &	W	87-61	H
19	(5/6) George Washington (NR/23) &	W	95-60	H
25	(5/6) Texas Tech (11/11) *	L	65-69	N

- Wachovia Women's Basketball Invitational at Richmond, Va.; ^ - BIG EAST Tournament at Storrs, Conn.; & - NCAA Championship (First and Second Rounds) at Notre Dame, Ind.; * - NCAA Championship (Regional Semifinal) at Memphis, Tenn.

2000-01 (34-2, 15-1 BIG EAST)

Coach: Muffet McGraw
Captains: Niele Ivey, Ruth Riley
Home: 15-0, Away: 11-2, Neutral: 8-0

Nov. 17	(6/5) Valparaiso	W	71-46	A
20	(5/5) Arizona	W	95-65	H
22	(5/5) Wisconsin (19) #	W	83-56	A
24	(5/5) Georgia (6/6) #	W	75-73	N
27	(4/4) Fordham	W	89-44	H
Dec. 3	(4/4) North Carolina \$	W	78-55	N
6	(4/4) Villanova	W	64-33	H
9	(4/4) Purdue (6/5)	W	72-61	H
18	(3/3) Western Michigan	W	84-54	H
21	(3/3) Marquette	W	75-56	A
28	(3/3) USC	W	70-61	A
31	(3/3) Rice	W	80-40	H
Jan. 3	(3/3) Virginia Tech	W	75-64	A
6	(3/3) Rutgers (9/10)	W	67-46	H
9	(3/3) St. John's	W	84-49	A
13	(3/3) Virginia Tech	W	75-55	H
15	(3/3) Connecticut (1/1)	W	92-76	H
21	(3/3) Seton Hall	W	72-47	A
24	(1/1) West Virginia	W	87-64	A
31	(1/1) Providence	W	64-44	H
Feb. 2	(1/1) Boston College	W	81-65	A
7	(1/1) Pittsburgh	W	72-58	H
14	(1/1) Syracuse	W	75-61	A
17	(1/1) Rutgers (11/14)	L	53-54	A
20	(2/2) Miami (Fla.)	W	81-43	H
24	(2/2) Georgetown	W	65-53	H
27	(2/2) Pittsburgh	W	82-63	A
Mar. 4	(2/2) Georgetown ^	W	89-33	N
5	(1/1) Virginia Tech ^	W	67-49	N
6	(1/1) Connecticut (2/2) ^	L	76-78	A
17	(2/2) Alcorn State &	W	98-49	H
19	(2/2) Michigan &	W	88-54	H
24	(2/2) Utah (17/16) *	W	69-54	N
26	(2/2) Vanderbilt (10/13) *	W	72-64	N
30	(2/2) Connecticut (1/1) **	W	90-75	N



Danielle Green ranks 29th on Notre Dame's all-time scoring list with 1,106 points and turned in her best season in 1998-99, averaging a career-high 14.4 points and 7.2 rebounds per game.

Apr. 1 (2/2) Purdue (9/8) ** W 68-66 N
 # - Coaches vs. Cancer Challenge at Madison, Wis.; \$ - Honda Elite 4 Classic at Lake Buena Vista, Fla.; ^ - BIG EAST Tournament at Storrs, Conn.; & - NCAA Championship (First and Second Rounds) at Notre Dame, Ind.; * - NCAA Championship (Regional Semifinal and Final) at Denver, Colo.; ** - NCAA Women's Final Four (National Semifinal and Final) at St. Louis, Mo.

2001-02 (20-10, 13-3 BIG EAST)

Coach: Muffet McGraw
Captain: Ericka Haney
Home: 13-1, Away: 6-7, Neutral: 1-2

Nov. 18	(15/14) Valparaiso	W	42-35	H
21	(15/15) Colorado State (20/22)	L	66-72	A
24	(15/15) Arizona	L	70-72	A
26	(23/23) Army	W	89-57	H
Dec. 2	(23/23) Michigan (16/17) ^	L	63-78	N
6	Purdue (7/8)	L	57-70	A
9	USC	W	62-49	H
12	Western Michigan	W	71-48	H
22	Marquette	W	60-33	H
28	Rice	L	61-72	A
31	DePaul	W	79-50	H

Jan. 2	Miami (Fla.)	W	69-65	A
5	Providence	W	72-66	H
9	Seton Hall	W	79-45	H
12	Villanova	L	59-60	A
19	Providence	W	69-41	A
21	Connecticut (1/1)	L	53-80	A
26	Virginia Tech (16/17)	W	64-57	H
29	Syracuse	W	71-46	H
Feb. 2	Seton Hall	W	65-60	A
5	Pittsburgh	W	68-56	A
10	Boston College (16/18)	W	60-44	H
13	(23) St. John's	W	66-31	H
16	(23) Rutgers	W	57-52	A
19	(22) West Virginia	W	72-63	H
23	(22) Georgetown	W	86-66	A
26	(21/25) Villanova	L	45-48	H
Mar. 3	(21/25) Syracuse *	L	79-84	N
15	New Mexico **	W	58-44	N
17	Tennessee (6/6) **	L	50-89	A

^ - Women's College Basketball Showcase at Grand Rapids, Mich.; * - BIG EAST Tournament at Piscataway, N.J.; ** - NCAA Championship (First and Second Rounds) at Knoxville, Tenn.

2002-03 (21-11, 10-6 BIG EAST)

Coach: Muffet McGraw
Captains: Alicia Ratay, Le'Tania Severe
Home: 9-4, Away: 10-4, Neutral: 2-3

Nov. 26	(10/10) Cleveland State	W	107-65	H
29	(10/10) USC	W	69-57	A
Dec. 4	(9/9) Valparaiso	W	74-68	A
7	(9/9) Arizona State #	W	81-52	A
11	(8/8) DePaul	L	59-75	A
14	(8/8) Temple	W	84-61	H
21	(12/11) IPFW	W	82-54	H
23	(12/11) Colorado State	W	46-45	H
28	(12/12) Tennessee (5/5)	L	61-77	N
31	(13/13) Marquette	W	75-68	A
Jan. 4	(13/13) Purdue (7/6)	L	54-71	H
8	(16/17) West Virginia	W	66-59	A
11	(16/17) Miami (Fla.)	L	70-80	H
14	(21/20) St. John's	W	71-42	A
18	(21/20) Rutgers	L	61-64	H
20	(21/20) Connecticut (3/2)	L	52-73	H
25	(NR/23) Villanova (20/24)	W	58-56	A
29	(NR/24) Boston College (NR/25)	L	48-76	A
Feb. 1	(NR/24) West Virginia	W	69-64	H
5	Georgetown	W	74-49	H
9	Virginia Tech	L	50-53	A
12	St. John's	W	76-48	H
16	Providence	W	67-61	A
23	Connecticut (1/1)	L	59-77	A
26	Pittsburgh	W	77-69	H
Mar. 1	Seton Hall	W	62-60	H
4	Syracuse	W	62-54	A
8	Pittsburgh ^	W	73-65	N
9	Villanova (20/18) ^	L	39-50	N
23	Arizona (22/22) *	W	59-47	N
25	Kansas State (8/7) *	W	59-53	A
30	Purdue (10/10) **	L	47-66	N

- AstraZeneca Hoops for the Cure Classic II at Tempe, Ariz.; ^ - BIG EAST Tournament at Piscataway, N.J.; * - NCAA Championship (First and Second Rounds) at Manhattan, Kan.; ** - NCAA Championship (Regional Semifinal) at Dayton, Ohio

2003-04 (21-1, 12-4 BIG EAST)

Coach: Muffet McGraw
Captain: Le Tania Severe

Home: 15-0, Away: 5-9, Neutral: 1-2

Nov. 14	(15/16) Auburn (22/25) #	W	77-64	N
15	(15/16) Colorado (20/20) #	L (ot)	63-67	A
21	(20/20) Valparaiso	W	74-57	H
26	(17/17) Michigan State	L	63-92	A
30	(17/17) Tennessee (3/3)	L	59-83	A
Dec. 4	Wisconsin	W	82-64	H
7	Washington	L	74-85	A
13	Dayton	W	78-41	H
22	USC	W	73-62	H
29	Colorado State	W	63-59	A
Jan. 1	Marquette	W	72-64	H
4	Purdue (7/8) \$	L	63-76	A
7	Georgetown	L	73-76	A
10	Virginia Tech (16/15)	W	53-40	H
13	Connecticut (4/4)	W	66-51	H
17	West Virginia	L	51-64	A
21	Syracuse	W	64-35	A
24	Villanova (23/25)	W	38-36	H
28	Miami (Fla.) (17/16)	W	59-50	A
31	Boston College (NR/23)	W	52-50	H
Feb. 4	(23) Georgetown	W	66-52	H
8	(23) Seton Hall	L	45-51	A
14	Providence	W	81-51	H
17	St. John's	W	69-56	A
21	Pittsburgh	W	72-68	A
25	Miami (Fla.) (21/19)	W	93-58	H
28	Rutgers	L	56-69	A
Mar. 2	Syracuse	W	54-33	H
7	Rutgers ^	L	45-51	N
21	Southwest Missouri State *W (ot)	69-65	H	
23	Middle Tennessee *	W	59-46	H
27	Penn State (5/7) **	L	49-55	N

- WBCA Classic at Boulder, Colo.; \$ - BIG EAST/Big Ten Challenge at West Lafayette, Ind.; ^ - BIG EAST Tournament at Hartford, Conn.; * - NCAA Championship (First and Second Rounds) at Notre Dame, Ind.; ** - NCAA Championship (Regional Semifinal) at Hartford, Conn.

2004-05 (27-6, 13-3 BIG EAST)

Coach: Muffet McGraw
Captains: Jacqueline Batteast, Teresa Borton, Megan Duffy

Home: 14-2, Away: 11-3, Neutral: 2-1

Nov. 12	(10/11) Illinois State #	W	92-73	H
14	(10/11) Nebraska #	W	73-57	H
17	(11/10) Duke (6/6) #	W	76-65	H
20	(11/10) Ohio St. (10/9) #	W	66-62	H
22	(6/6) Colorado State	W	69-47	H
26	(6/6) USC	W	60-56	A
30	(3/3) Valparaiso	W	69-59	A
Dec. 2	(3/3) Michigan St. (15/15)	L (ot)	73-82	H
9	(7/5) Dayton	W	65-39	A
11	(7/5) Washington	W	72-58	H
19	(7/5) Marquette	W	50-47	A
30	(6/4) Northern Illinois	W	73-49	A
Jan. 2	(6/4) Seton Hall	W	54-33	H
5	(4/3) Syracuse	W	75-58	H
9	(4/3) at Villanova	L	54-59	A
12	(7/6) Connecticut (16/16)	L	50-67	H
16	(7/6) Purdue (20/20) \$	W	86-69	H
19	(11/10) Syracuse	W	74-61	A
23	(11/10) Rutgers (6/7)	W	63-47	H
26	(6/7) St. John's	W	72-65	H
30	(6/7) Connecticut (9/10)	W	65-59	A

Feb. 2	(6/7) Boston College (16/13)	W	64-57	H
5	(6/7) Pittsburgh	W	75-47	A
9	(6/7) Providence	W	75-57	A
12	(6/7) Georgetown	W	72-58	H
15	(5/7) Boston College (25/22)	W	54-47	A
19	(5/7) Rutgers (10/10)	L	48-59	A
26	(10/10) West Virginia	W	82-57	H
Mar. 1	(10/10) Seton Hall	W	41-35	A
6	(10/10) West Virginia ^	W	70-59	N
7	(10/10) Connecticut (13/14) ^	L	54-67	A
19	(11/13) UC Santa Barbara *	W	61-51	N
21	(11/13) Arizona State (NR/24) *	L	61-70	N

- Preseason WNIT; \$ - BIG EAST/Big Ten Challenge at Notre Dame, Ind.; ^ - BIG EAST Tournament at Hartford, Conn.; * - NCAA Championship (First and Second Rounds) at Fresno, Calif.

2005-06 (18-12, 8-8 BIG EAST)

Coach: Muffet McGraw
Captains: Megan Duffy, Courtney LaVere
Home: 8-5, Away: 7-6, Neutral: 3-1

Nov. 18	(15/16) Michigan	W	55-45	H
20	(15/16) Western Michigan	W	71-68	A
23	(13/15) Indiana	W	74-61	A
27	(13/15) USC (24/21)	W	73-62	H
29	(11/12) Iona	W	74-55	H
Dec. 4	(11/12) Wisconsin	W	77-72	A
7	(10/10) Purdue (24/23)	L	54-85	A
17	(13/14) Arkansas State #	W	77-54	N
18	(13/14) Utah (22/21) #	W	68-55	N
28	(12/11) Valparaiso	W	58-50	H
31	(12/11) Tennessee (1/1)	L	51-62	H
Jan. 4	(12/12) St. John's	L	63-66	A
7	(12/12) Seton Hall	L	61-74	H
10	(20/19) Marquette	W (ot)	67-65	H
14	(20/19) Louisville	L	51-61	A
17	(24/22) DePaul (10/10)	W	78-75	H
21	(24/22) Georgetown	W	54-52	A
24	(21/21) Rutgers (10/9)	L	43-69	A
28	(21/21) South Florida	L (ot)	64-68	H
31	Syracuse	W	67-55	A

Feb. 4	Providence	W	66-48	H
7	Villanova	L (ot)	65-69	H
12	DePaul (17/15)	L	50-79	A
19	Connecticut (8/6)	L	64-79	H
22	West Virginia	W	70-58	A
25	Cincinnati	W (ot)	75-66	A
28	Pittsburgh	W	72-65	A
Mar. 4	South Florida ^	W	73-66	N
5	Connecticut (7/7) ^	L	60-71	A
19	Boston College *	L	61-78	N

- Duel in the Desert at Las Vegas, Nev.; ^ - BIG EAST Tournament at Hartford, Conn.; * - NCAA Championship (First Round) at West Lafayette, Ind.

2006-07 (20-12, 10-6 BIG EAST)

Coach: Muffet McGraw
Captains: Tulyah Gaines, Breona Gray
Home: 14-2, Away: 5-8, Neutral: 1-2

Nov. 10	Central Michigan	W	88-66	H
13	Bowling Green	W (ot)	85-81	H
16	Penn State	L	49-75	A
19	Western Michigan	W	87-67	H
24	USC	L	58-69	A
28	Richmond	W	87-66	H
Dec. 1	Michigan	W	61-58	A
3	Indiana	L	51-54	H
6	Purdue (10/9)	W	67-58	H
16	IUPUI	W	75-65	H
19	Valparaiso	W	60-59	A
28	Prairie View A&M	W	94-55	H
30	Tennessee (4/4)	L	54-78	A
Jan. 2	Seton Hall	W	64-61	A
10	Cincinnati	W	81-70	H
13	South Florida	L (ot)	78-87	A
16	St. John's	W	83-65	H
20	Syracuse	W	83-55	H
23	Marquette (17/18)	L	62-71	A
27	Connecticut (7/5)	L	47-64	A
31	Pittsburgh	L	62-71	A



Courtney LaVere (left), Jacqueline Batteast (center) and Le Tania Severe (right) celebrate after Notre Dame's 59-53 win at No. 8/7 Kansas State in the second round of the 2003 NCAA Championship.

THIS IS NOTRE DAME
2015-16 SEASON PREVIEW
THE FIGHTING IRISH
COACHES AND STAFF
OPPONENTS
2014-15 SEASON IN REVIEW
RECORDS
HISTORY

Year-By-Year Results



Lindsay Schrader (left), Melissa Lechlitner (center) and Ashley Barlow (right) hoist the hardware after Notre Dame won the 2009 Paradise Jam title in the U.S. Virgin Islands with an 81-71 victory over No. 20/17 Oklahoma.

Feb. 4	West Virginia	W	77-67	H
7	Louisville (17/16)	W	64-55	H
11	DePaul	W	78-70	A
13	Villanova	W	75-58	A
17	Providence	W	82-65	A
21	Georgetown	W	73-48	H
24	Rutgers (21/22)	L	60-76	H
26	DePaul	L	73-87	A
Mar. 3	DePaul ^	L	71-76	N
18	California*	W	62-59	N
20	North Carolina (2/2)*	L	51-60	N

^ - BIG EAST Tournament at Hartford, Conn.; * - NCAA Championship (First and Second Rounds) at Pittsburg, Pa.

2007-08 (25-9, 11-5 BIG EAST)

Coach: Muffet McGraw
Captains: Charel Allen, Tulyah Gaines, Amanda Tsipsis
Home: 13-3, Away: 10-4, Neutral: 2-2

Nov. 9	(24) Miami (Ohio) #	W	98-50	H
13	(23/25) Western Kentucky #	W	78-59	H
16	(23/25) Maryland (3/3) #	L	59-75	A
20	(23/24) Central Michigan	W	94-41	A
24	(23/24) Boston College	W	89-58	H
27	(22/23) Canisius	W	93-47	H
Dec. 2	(22/23) Michigan	W	77-46	H
5	(16/20) Bowling Green	W (ot)	86-84	A
8	(16/20) Purdue	W	61-48	A
12	(17/17) Valparaiso	W	94-56	H
21	(17/17) IUPUI	W	67-44	A
29	(16/16) Saint Francis (Pa.)	W	82-39	H
Jan. 2	(14/14) Richmond	W	84-59	A
5	(14/14) Tennessee (3/3)	L	63-87	H
8	(14/14) Louisville	W	82-74	A
13	(14/14) West Virginia (16/16)	L	50-56	A
16	(17/15) Villanova	W	69-58	H
19	(17/15) Georgetown	W	104-86	A
22	(16/16) DePaul (NR/25)	L	80-81	H
27	(16/16) Connecticut (1/1)	L	64-81	H
30	(20/20) Providence	W	85-54	H

Feb. 2	(20/20) Cincinnati	W	73-41	A
10	(16/17) Pittsburgh (15/15)	W	81-66	H
13	(16/16) Marquette	W	99-76	H
16	(16/16) Syracuse (21/23)	W	79-67	A
19	(14/14) Rutgers (5/4)	L	51-57	A
24	(14/14) DePaul	W	66-64	A
27	(14/14) South Florida	W	92-49	H
Mar. 1	(14/14) Seton Hall	W	70-55	H
3	(9/14) St. John's	L	51-61	A
9	(9/15) Pittsburgh ^	L	53-64	N
23	(15/19) SMU *	W	75-62	N
25	(15/19) Oklahoma (14/13)*	W (ot)	79-75	N
30	(15/19) Tennessee (3/3)**	L	64-74	N

- Preseason WNIT; ^ - BIG EAST Tournament at Hartford, Conn.; * - NCAA Championship (First and Second Rounds) at West Lafayette, Ind.; ** - NCAA Championship (Regional Semifinal) at Oklahoma City, Okla.

2008-09 (22-9, 10-6 BIG EAST)

Coach: Muffet McGraw
Captains: Ashley Barlow, Melissa Lechlitner, Lindsay Schrader
Home: 11-3, Away: 10-5, Neutral: 1-1

Nov. 16	(16/14) LSU (24/22) #	W	62-53	A
19	(15/15) Evansville	W	96-61	H
23	(15/15) Boston College	W	102-54	A
25	(14/10) Georgia Southern	W	85-36	H
29	(14/10) Michigan State (24)	W	78-72	H
Dec. 2	(11/8) Eastern Michigan	W	83-63	A
7	(11/8) Purdue (17/20)	W	62-51	H
10	(8/8) Michigan	L (ot)	59-63	A
13	(8/8) Valparaiso	W	63-55	A
20	(13/7) Loyola (Ill.)	W	89-45	H
28	(12/6) Charlotte	W	68-61	A
30	(12/6) Vanderbilt (20/19)	W	59-57	A
Jan. 3	(12/6) Seton Hall	W	66-60	A
6	(12/4) DePaul	W	86-62	A
10	(12/4) Georgetown	W	84-63	H
13	(10/4) Marquette	L	65-75	A
17	(10/4) St. John's	W	70-67	H
24	(13/9) Villanova	L	48-55	A
27	(17/13) Rutgers	L	68-78	H
31	(17/13) Cincinnati	W	66-50	H

Feb. 3	(19/16) Pittsburgh (22/24)	L	70-82	A
8	(19/16) DePaul (25/25)	W	62-59	H
11	(22/22) Louisville (10/12)	L	66-71	H
17	(24/24) South Florida	W	86-79	A
22	(24/24) Connecticut (1/1)	L	66-76	A
24	(23/22) Syracuse	W	90-79	H
28	(23/22) Providence	W	65-56	A
Mar. 2	(20/22) West Virginia	W	72-66	H
7	(20/17) St. John's ^	W	62-45	N
8	(20/17) Villanova ^	L	47-58	N
22	(23/20) Minnesota *	L	71-79	H

- State Farm Tip-Off Classic at Baton Rouge, La.; ^ - BIG EAST Tournament at Hartford, Conn.; * - NCAA Championship (First Round) at Notre Dame, Ind.

2009-10 (29-6, 12-4 BIG EAST)

Coach: Muffet McGraw
Captains: Ashley Barlow, Melissa Lechlitner, Lindsay Schrader
Home: 16-1, Away: 8-4, Neutral: 5-1

Nov. 15	(4/7) Arkansas-Pine Bluff	W	102-57	H
19	(5/6) Michigan State (21/21)	W	68-67	A
22	(5/6) Iona	W	80-45	H
26	(5/6) San Diego State (23/24) #	W	84-79	N
27	(5/6) South Carolina #	W	78-55	N
28	(5/6) Oklahoma (20/17) #	W	81-71	N
Dec. 2	(5/6) Eastern Michigan	W	69-59	H
8	(3/4) IPFW	W	96-60	H
12	(3/4) Valparaiso	W	88-47	H
20	(4/4) Charlotte	W	90-31	H
29	(3/3) Central Florida	W	85-52	A
31	(3/3) Vanderbilt (18/16)	W	74-69	H



Skylar Diggins (left) and Lindsay Schrader (right) combined for 45 points in Notre Dame's 84-66 win over Vermont in the second round of the 2010 NCAA Championship at Purcell Pavilion.

Jan. 4	(3/3) Purdue	W	79-75	A
9	(3/3) Villanova	W	81-46	H
12	(3/3) South Florida	W	81-64	H
16	(3/3) Connecticut (1/1)	L	46-70	A
19	(4/5) Louisville	W	78-60	A
24	(4/5) West Virginia (16/11)	W	74-66	H
27	(3/3) Providence	W	84-59	H
30	(3/3) Syracuse	W	74-73	A
Feb. 1	(3/3) Rutgers	W	75-63	A
6	(3/3) Pittsburgh	W	86-76	H
9	(4/3) Cincinnati	W	66-50	A
14	(4/3) DePaul	W	90-66	H
16	(4/3) St. John's (22/23)	L	71-76	A
20	(4/3) Georgetown (14/12)	L	66-76	A
23	(7/8) Marquette	W	82-67	H
27	(7/8) Seton Hall	W	72-47	A
Mar. 1	(6/8) Connecticut (1/1)	L	51-76	H
6	(6/7) Louisville ^	W	89-52	N
7	(6/7) St. John's (16/16) ^	W	75-67	N
8	(6/7) Cincinnati (1/1) ^	L	44-59	A
21	(7/7) Cleveland State *	W	86-58	H
23	(7/7) Vermont *	W	84-66	H
28	(7/7) Oklahoma (12/12) **	L (ot)	72-77	N

– Paradise Jam at St. Thomas, U.S. Virgin Islands; ^ – BIG EAST Tournament at Hartford, Conn.; * – NCAA Championship (First and Second Rounds) at Notre Dame, Ind.; ** – NCAA Tournament (Regional Semifinal) at Kansas City, Mo.

2010-11 (31-8, 13-3 BIG EAST)

Coach: Muffet McGraw
Captains: Becca Bruszewski, Brittany Mallory
Home: 15-2, Away: 8-5, Neutral: 8-1

Nov. 12	(12/12) New Hampshire	W	99-48	H
15	(12/12) Morehead State	W	91-28	H
18	(12/12) UCLA (15/15)	L (2ot)	83-86	H
21	(12/12) Kentucky (9/10)	L	76-81	A
26	(18/16) IUPUI #	W	95-29	H
27	(18/16) Wake Forest #	W	92-69	H
28	(18/16) Butler #	W	85-54	H
Dec. 1	(16/16) Baylor (2/3)	L	65-76	A
5	(16/16) Purdue	W	72-51	H
8	(18/18) Providence	W	79-43	A
11	(18/18) Creighton	W	91-54	H
20	(17/16) Valparaiso	W	94-43	A
29	(16/14) Gonzaga %	W	70-61	N
30	(16/14) Loyola Marymount %	W	91-47	N
Jan. 2	(16/14) Southeast Missouri State W	97-21	H	
5	(13/12) Marquette	W	73-55	A
8	(13/12) Connecticut (2/2)	L	76-79	H
12	(12/12) Louisville	W	80-60	H
15	(12/12) Pittsburgh	W	82-50	A
18	(11/10) Georgetown (16/17)	W	80-58	H
23	(11/10) St. John's (NR/23)	W	69-36	H
29	(9/9) Villanova	W	58-43	A
Feb. 1	(8/8) Syracuse (NR/25)	W	71-48	H
5	(8/8) South Florida	W	76-68	A
8	(8/8) Seton Hall	W	89-38	H
12	(8/8) Rutgers	W	71-49	H
19	(8/8) Connecticut (2/2)	L	57-78	A
22	(8/7) West Virginia (19/18)	W	72-60	A
26	(8/7) Cincinnati	W	66-48	H
28	(7/7) DePaul (12/11)	L	69-70	A

Mar. 6	(7/8) Louisville ^	W	63-53	N
7	(10/8) DePaul (9/13) ^	W	71-67	N
8	(10/7) Connecticut (1/1) ^	L	64-73	A
19	(9/7) Utah *	W	67-54	A
21	(9/7) Temple *	W	77-64	N
26	(9/7) Oklahoma (21/20) **	W	78-53	N
28	(9/7) Tennessee (4/4) **	W	73-59	N
Apr. 3	(9/7) Connecticut (1/1) ****	W	72-63	N
5	(9/7) Texas A&M (7/8) ****	L	70-76	N

– WBCA Classic at Notre Dame, Ind.; % – State Farm Holiday Hoops Classic at Seattle, Wash.; ^ – BIG EAST Tournament at Hartford, Conn.; * – NCAA Championship (First and Second Rounds) at Salt Lake City, Utah; ** – NCAA Championship (Regional Semifinal and Final) at Dayton, Ohio; **** – NCAA Women's Final Four (National Semifinal and Final) at Indianapolis, Ind.

2011-12 (35-4, 15-1 BIG EAST)

Coach: Muffet McGraw
Captains: Brittany Mallory, Natalie Novosel, Devereaux Peters
Home: 17-1, Away: 11-2, Neutral: 7-1

Nov. 11	(2/2) Akron #	W	81-61	H
13	(2/2) Indiana State #	W	99-34	H
17	(2/2) Hartford #	W	98-43	H
20	(2/2) Baylor (1/1) #	L	81-94	A
25	(4/3) USC %	W	80-58	N
26	(4/3) Duke (7/6) %	W	56-54	N
Dec. 2	(3/3) Pennsylvania	W	69-38	H
4	(3/3) Creighton	W	76-48	A
7	(3/3) Marquette	W	95-42	H
10	(3/3) Purdue (12/14)	W	66-38	A
18	(3/3) Kentucky (8/7)	W	92-83	H
20	(3/3) Central Florida	W	90-38	H
28	(3/3) Longwood	W	92-26	H
30	(3/3) Mercer	W	128-42	A
Jan. 4	(3/3) Seton Hall	W	74-36	A
7	(3/3) Connecticut (2/2)	W (ot)	74-67	H
10	(2/2) Georgetown (18/17)	W	80-60	A
14	(2/2) Cincinnati	W	76-50	A
17	(2/2) Pittsburgh	W	120-44	H
21	(2/2) Villanova	W	76-43	H
23	(2/2) Tennessee (7/9)	W	72-44	H
28	(2/2) St. John's	W	71-56	A
31	(2/2) Rutgers (13/14)	W	71-41	A
Feb. 5	(2/2) DePaul (NR/23)	W	90-70	H
7	(2/2) Syracuse	W	74-55	A
12	(2/2) West Virginia	L	63-65	H
14	(4/4) Providence	W	66-47	H
20	(3/4) Louisville (16/16)	W	68-52	A
25	(3/3) South Florida	W	80-68	H
27	(3/3) Connecticut (4/4)	W	72-59	A

Mar. 4	(3/3) DePaul (NR/23) ^	W	69-54	N
5	(3/3) West Virginia (25) ^	W	73-45	N
6	(3/3) Connecticut (4/4) ^	L	54-63	A
18	(4/4) Liberty *	W	74-43	H
20	(4/4) California *	W	73-62	H
25	(4/4) St. Bonaventure (21/25) **W	79-35	N	
27	(4/4) Maryland (5/5) **	W	80-49	N
Apr. 1	(4/4) Connecticut (3/3) ****	W (ot)	83-75	N
3	(4/4) Baylor (1/1) ****	L	61-80	N

– Preseason WNIT; % – Junkanoo Jam at Freeport, Bahamas; ^ – BIG EAST Tournament at Hartford, Conn.; * – NCAA Championship (First and Second Rounds) at Notre Dame, Ind.; ** – NCAA Championship (Regional Semifinal and Final) at Raleigh, N.C.; **** – NCAA Women's Final Four (National Semifinal and Final) at Denver, Colo.

2012-13 (35-2, 16-0 BIG EAST)

Coach: Muffet McGraw
Captains: Skylar Diggins, Kaila Turner
Home: 13-1, Away: 13-0, Neutral: 9-1

Nov. 9	(7/6) Ohio State (19/21) #	W	57-51	N
18	(7/6) Massachusetts	W	94-50	H
20	(5/5) Mercer	W	93-36	H
23	(5/5) UCLA (19/22)	W	76-64	A
29	(5/5) Central Michigan	W	72-63	A
Dec. 5	(5/5) Baylor (3/3)	L	61-73	H
8	(5/5) Utah State	W	109-70	H
19	(5/5) Alabama A&M %	W	100-39	N
20	(5/5) Kansas State %	W	87-57	N
21	(5/5) Texas A&M (22/22) %	W	83-74	N
29	(5/5) Purdue (11/11)	W	74-47	H
31	(5/5) St. Francis (Pa.)	W	128-55	H
Jan. 5	(5/5) Connecticut (1/1)	W	73-72	A
8	(2/3) South Florida	W (ot)	75-71	A
13	(2/3) Rutgers	W	71-46	H
15	(2/3) Georgetown	W	79-64	H
20	(2/3) St. John's	W	74-50	H
23	(2/3) Pittsburgh	W	73-47	A
26	(2/3) Providence	W	89-44	H
28	(2/3) Tennessee (9/9)	W	77-67	A
Feb. 2	(2/3) Cincinnati	W	64-42	H
5	(2/3) Villanova	W	59-52	A
9	(2/3) Seton Hall	W	69-49	A
11	(2/3) Louisville (10/11)	W	93-64	H
17	(2/3) Marquette	W	87-49	A
24	(2/2) DePaul	W	84-56	A
26	(2/2) Syracuse (22/20)	W	79-68	H



Natalie Novosel's offensive rebound and putback with 4.6 seconds left in regulation forced overtime in Notre Dame's 2012 NCAA national semifinal game against Connecticut, with the Fighting Irish ultimately earning an 83-75 win at the Pepsi Center in Denver.

Year-By-Year Results



Mar. 2	(2/2) Providence	W	92-57	A
4	(2/2) Connecticut (3/3)	W (3ot)	96-87	H
10	(2/2) South Florida ^	W	75-66	N
11	(2/2) Louisville (16/15) ^	W	83-59	N
12	(2/2) Connecticut (3/3) ^	W	61-59	A
24	(2/2) Tennessee-Martin *	W	97-64	N
26	(2/2) Iowa *	W	74-57	A
31	(2/2) Kansas **	W	93-63	N
Apr. 2	(2/2) Duke (5/5) **	W	87-76	N
7	(2/2) Connecticut (3/3) ***	L	65-83	N

– Carrier Classic at Mount Pleasant, S.C.; % – World Vision Classic at Las Vegas, Nev.; ^ – BIG EAST Tournament at Hartford, Conn.; * – NCAA Championship (First and Second Rounds) at Iowa City, Iowa; ** – NCAA Championship (Regional Semifinal and Final) at Norfolk, Va.; *** – NCAA Women's Final Four (National Semifinal) at New Orleans, La.

2013-14 (37-1, 16-0 ACC)

Coach: Muffet McGraw

Captains: Natalie Achonwa, Ariel Braker, Kayla McBride

Home: 17-0, Away: 13-0, Neutral: 7-1

Nov. 9	(6/7) UNC Wilmington	W	99-50	H
11	(6/6) Michigan State (19/18)	W	81-62	H
16	(6/6) Valparaiso	W	96-46	H
23	(5/6) Pennsylvania	W	76-54	A
26	(5/6) DePaul (25/25)	W	92-76	H
Dec. 1	(5/6) Duquesne #	W	100-61	N
4	(4/5) Penn State (10/11) %	W	77-67	A
7	(4/5) UCLA	W	90-48	H
14	(4/4) Michigan	W	86-64	A
22	(4/4) Central Michigan	W	106-72	H
29	(2/2) Oregon State	W	70-58	A
Jan. 2	(2/2) South Dakota State	W	94-51	H
5	(2/2) Clemson	W	71-51	H
9	(2/2) Boston College	W	95-53	H
12	(2/2) Virginia	W	79-72	A
16	(2/2) Pittsburgh	W	109-66	A
20	(2/2) Tennessee (11/10)	W	86-70	A
23	(2/2) Miami (Fla.)	W	79-52	H
27	(2/2) Maryland (8/6)	W	87-83	A
30	(2/2) Virginia Tech	W	74-48	H
Feb. 2	(2/2) Duke (3/3)	W	88-67	A
6	(2/2) Florida State	W	81-60	A
9	(2/2) Syracuse	W	101-64	H
13	(2/2) Boston College	W	82-61	A
17	(2/2) Georgia Tech	W	87-72	H
20	(2/2) Wake Forest	W	86-61	A
23	(2/2) Duke (7/7)	W	81-70	H
27	(2/2) North Carolina (14/11)	W	100-75	H
Mar. 2	(2/2) N.C. State (13/17)	W	84-60	A
7	(2/2) Florida State ^	W	83-57	N
8	(2/2) N.C. State (14/17) ^	W	83-48	N
9	(2/2) Duke (10/10) ^	W	69-53	N
22	(2/2) Robert Morris *	W	93-42	N
24	(2/2) Arizona State *	W	84-67	N
29	(2/2) Oklahoma St. (21/18) **	W	89-72	H
31	(2/2) Baylor (5/6) **	W	88-69	H
Apr. 6	(2/2) Maryland (11/9) ***	W	87-61	N
8	(2/2) Connecticut (1/1) ***	L	58-79	N

– at Toronto, Ontario; % – Big Ten/ACC Challenge at University Park, Pa.; ^ – ACC Tournament at Greensboro, N.C.; * – NCAA Championship (First and Second Rounds) at Toledo, Ohio; ** – NCAA Championship (Regional Semifinal and Final) at Notre Dame, Ind.; *** – NCAA Women's Final Four (National Semifinal and Final) at Nashville, Tenn.



Notre Dame rolled through its inaugural season in the Atlantic Coast Conference in 2013-14, winning the ACC regular-season title by four games and claiming the ACC Tournament crown with a 69-53 win over Duke in Greensboro, North Carolina. The Fighting Irish defeated all 20 ACC teams it faced that season by an average of 23.6 points per game and never trailed at the half in any of those 20 games.

2014-15 (36-3, 15-1 ACC)

Coach: Muffet McGraw

Captains: Whitney Holloway, Michaela Mabrey, Markisha Wright

Home: 19-1, Away: 10-1, Neutral: 7-1

Nov. 14	(3/3) UMass Lowell	W	105-51	H
19	(3/2) Michigan State (15/17)	W	71-63	A
21	(3/2) Chattanooga	W	88-53	H
23	(3/2) Holy Cross +	W	104-29	H
24	(2/2) Harvard +	W	97-43	H
25	(2/1) Quinnipiac +	W	112-52	H
30	(2/1) Kansas #	W	89-47	N
Dec. 3	(2/1) Maryland (15/10) %	W	92-72	H
6	(2/1) Connecticut (3/3) \$	L	58-76	H
10	(5/4) DePaul (25/25)	W (ot)	94-93	A
13	(5/4) Michigan	W	70-50	H
21	(5/4) Saint Joseph's (Pa.)	W	64-50	H
28	(4/4) UCLA	W	82-67	A
Jan. 2	(4/4) Florida State	W	74-68	H
4	(4/4) Syracuse (21/22)	W	85-74	A
8	(4/4) Miami (Fla.)	L	63-78	A
11	(4/4) Boston College	W	104-58	H
15	(7/7) North Carolina (12/10)	W	89-79	A
19	(6/7) Tennessee (5/6)	W	88-77	H
22	(6/5) Georgia Tech	W	89-76	H
24	(6/5) Clemson	W	74-36	A
29	(4/4) Virginia Tech	W	74-50	H
Feb. 1	(4/4) Wake Forest	W	92-63	H
5	(4/4) Virginia	W	75-54	H
8	(4/4) Boston College	W	89-56	A
16	(4/4) Duke (10/11)	W	63-50	H
19	(4/4) Georgia Tech	W	71-61	A
23	(4/4) Louisville (8/7)	W	88-52	H
26	(4/4) Pittsburgh	W	87-59	H

Mar. 1	(4/4) N.C. State	W	67-60	A
6	(2/2) Miami (Fla.) ^	W	77-61	N
7	(2/2) Duke (16/16) ^	W	55-49	N
8	(2/2) Florida State (7/6) ^	W	71-58	N
20	(2/2) Montana *	W	77-43	H
22	(2/2) DePaul *	W	79-67	H
27	(2/2) Stanford (14/17) **	W	81-60	N
29	(2/2) Baylor (5/6) **	W	77-68	N
Apr. 5	(2/2) South Carolina (3/4) ***	W	86-65	N
7	(2/2) Connecticut (1/1) ***	L	53-63	N

+ – Naismith Memorial Basketball Hall of Fame Women's Challenge at Notre Dame, Ind.; # – Naismith Memorial Basketball Hall of Fame Women's Challenge at Uncasville, Conn.; % – ACC/Big Ten Challenge at Fort Wayne, Ind.; \$ – Jimmy V Women's Classic at Notre Dame, Ind.; ^ – ACC Tournament at Greensboro, N.C.; * – NCAA Championship (First and Second Rounds) at Notre Dame, Ind.; ** – NCAA Championship (Regional Semifinal and Final) at Oklahoma City, Okla.; *** – NCAA Women's Final Four (National Semifinal and Final) at Tampa, Fla.

NOTE: The numbers in front of the opponent indicate Notre Dame's rankings in the Associated Press poll and WBCA/USA Today poll at the time of the game. The numbers following the opponent indicate the opponent's ranking in both polls. The first number for only one listed is the AP poll ranking. The 1988-89 season was the first year of the WBCA/USA Today poll. NR indicates the team was not ranked in the top 25 at game time.



Sharon Petro




Mary DiStanislao




Muffet McGraw

ALL-TIME HEAD COACHING RECORDS

Years	Coach	Seasons	Won	Lost	Pct.
1977-78	Sharon Petro		13	4	.765
1978-79	Sharon Petro		16	6	.727
1979-80	Sharon Petro		20	10	.667
	Totals	3	49	20	.710
1980-81	Mary DiStanislao		10	18	.357
1981-82	Mary DiStanislao		16	9	.640
1982-83	Mary DiStanislao		20	7	.740
1983-84	Mary DiStanislao		14	14	.500
1984-85	Mary DiStanislao		20	8	.714
1985-86	Mary DiStanislao		23	8	.742
1986-87	Mary DiStanislao		12	15	.444
	Totals	7	115	79	.593
1987-88	Muffet McGraw		20	8	.714
1988-89	Muffet McGraw		21	11	.636
1989-90	Muffet McGraw		23	6	.793
1990-91	Muffet McGraw		23	9	.719
1991-92	Muffet McGraw		14	17	.452
1992-93	Muffet McGraw		15	12	.556
1993-94	Muffet McGraw		22	7	.759
1994-95	Muffet McGraw		21	10	.677
1995-96	Muffet McGraw		23	8	.742
1996-97	Muffet McGraw		31	7	.816
1997-98	Muffet McGraw		22	10	.688
1998-99	Muffet McGraw		26	5	.839
1999-00	Muffet McGraw		27	5	.843
2000-01	Muffet McGraw		34	2	.944
2001-02	Muffet McGraw		20	10	.667
2002-03	Muffet McGraw		21	11	.656
2003-04	Muffet McGraw		21	11	.656
2004-05	Muffet McGraw		27	6	.818
2005-06	Muffet McGraw		18	12	.600
2006-07	Muffet McGraw		20	12	.625
2007-08	Muffet McGraw		25	9	.735
2008-09	Muffet McGraw		22	9	.710
2009-10	Muffet McGraw		29	6	.829
2010-11	Muffet McGraw		31	8	.795
2011-12	Muffet McGraw		35	4	.897
2012-13	Muffet McGraw		35	2	.946
2013-14	Muffet McGraw		37	1	.974
2014-15	Muffet McGraw		36	3	.923
	Totals	28	699	221	.760
	Program Totals	38	863	320	.730



Sharon Petro (1977-80)



Mary DiStanislao (1980-87)






Sara Liebscher scored 19 points to lead Notre Dame to its first-ever win against a ranked opponent, a 78-66 victory at No. 17 Duke on Feb. 6, 1988.

1980-1981	ND Rank*	Opponent	Opp Rank*	Result
1/31	NR	South Carolina	15	L, 48-124
2/22	NR	vs. Virginia	17	L, 40-68
1981-1982	ND Rank*	Opponent	Opp Rank*	Result
12/5	NR	UCLA	8	L, 45-50
2/20	NR	at South Carolina	15	L, 54-76
1982-1983	ND Rank*	Opponent	Opp Rank*	Result
11/27	NR	vs. Rutgers	14	L, 74-81
1/8	NR	at Maryland	3	L, 62-84
1/27	NR	at Arizona State	14	L, 57-82
1/30	NR	at UCLA	16	L, 53-84
1983-1984	ND Rank*	Opponent	Opp Rank*	Result
11/26	NR	Maryland	8	L, 57-75
12/29	NR	vs. Old Dominion	10	L, 57-71
1/12	NR	at Louisiana Tech	1	L, 56-83
1984-1985	ND Rank*	Opponent	Opp Rank*	Result
11/24	NR	at Tennessee	14	L, 57-62
1985-1986	ND Rank*	Opponent	Opp Rank*	Result
12/9	NR	Tennessee	11	L, 63-71
1/9	NR	at Rutgers	18	L, 61-69

1986-1987	ND Rank*	Opponent	Opp Rank*	Result
11/29	NR	Rutgers	6	L, 50-71
12/5	NR	Texas	1	L, 59-84
1/10	NR	Maryland	20	L, 48-69
2/14	NR	at Tennessee	7	L, 55-90
1987-1988	ND Rank*	Opponent	Opp Rank*	Result
1/4	NR	at Virginia	7	L, 59-79
2/3	NR	Tennessee	4	L, 71-91
2/6	NR	at Duke	17	W, 78-66
1988-1989	ND Rank*	Opponent	Opp Rank*	Result
2/20	NR	at Tennessee	2/2	L, 77-108
1989-1990	ND Rank*	Opponent	Opp Rank*	Result
12/3	NR	Tennessee	1/1	L, 54-77
1/4	NR	Vanderbilt	20/24	W, 77-63
1/12	NR	at Old Dominion	21/23	L, 61-62
1990-1991	ND Rank*	Opponent	Opp Rank*	Result
12/2	NR	at Stanford	6/6	L, 67-97
12/28	NR	vs. Louisiana Tech	11/11	W, 71-66
1/3	25/NR	Detroit	NR	W, 87-53
1/7	24/NR	at Butler	NR	W, 80-64
1/11	24/25	at DePaul	NR	W, 81-66
1/15	22/22	at Loyola (Ill.)	NR	W, 66-55
1/19	22/22	at Marquette	NR	W, 91-73
1/21	20/22	Dayton	NR	W, 79-49
1/29	19/18	Xavier	NR	W, 74-50
1/31	19/18	at Saint Louis	NR	W, 97-48
2/2	19/18	at Evansville	NR	W, 73-56
2/5	20/19	Loyola (Ill.)	NR	W, 81-61
2/9	20/19	at Tennessee	5/5	L, 71-88
2/12	20/20	Butler	NR	W, 94-62
2/14	20/20	at Detroit	NR	W, 87-62
2/17	20/20	Miami (Ohio)	NR	L, 65-69
2/19	22/22	Saint Louis	NR	W, 87-47
2/23	22/22	Old Dominion	NR	W, 70-58
2/28	22/21	at Dayton	NR	L, 76-79
3/2	22/23	at Xavier	NR	W, 69-53
1991-1992	ND Rank*	Opponent	Opp Rank*	Result
11/22	NR	Penn State	3/3	L, 70-86
11/24	NR	Stanford	5/7	L, 76-88
12/1	NR	at Purdue	11/10	L, 66-80
12/8	NR	at Georgia	NR/24	L, 86-90 (ot)
1/12	NR	Tennessee	2/3	L, 82-85
1992-1993	ND Rank*	Opponent	Opp Rank*	Result
12/4	NR	Purdue	17/NR	L, 41-74
12/21	NR	Georgia	20/20	L, 75-81
1/4	NR	at Tennessee	1/2	L, 48-79
1/19	NR	at Penn State	17/21	L, 66-87
1/25	NR	at DePaul	21/NR	L, 55-71
1993-1994	ND Rank*	Opponent	Opp Rank*	Result
12/8	NR	at Purdue	22/22	L, 59-66
1/7	NR	Tennessee	1/1	L, 70-105

1994-1995	ND Rank*	Opponent	Opp Rank*	Result
11/26	NR	at Seton Hall	25/25	L, 60-85 (ot)
11/30	NR	Purdue	13/11	L, 83-87
12/3	NR	vs. Alabama	6/6	L, 87-105
12/27	NR	vs. Colorado	9/9	L, 70-91
1995-1996	ND Rank*	Opponent	Opp Rank*	Result
12/1	NR	vs. Penn State	12/13	L, 77-86
12/3	NR	vs. Texas A&M	NR/22	L, 84-88 (ot)
1/18	NR	Connecticut	3/3	L, 64-87
2/7	24/NR	Pittsburgh	NR	W, 90-51
2/10	24/NR	at Georgetown	NR	W, 81-63
2/14	25/NR	Villanova	NR	W, 72-56
2/17	25/NR	at Pittsburgh	NR	W, 89-51
2/20	23/24	Miami (Fla.)	NR	W, 86-70
2/24	23/24	at Connecticut	3/4	L, 79-86
2/26	23/24	at West Virginia	NR	W, 73-55
3/3	23/24	vs. Syracuse	NR	W, 70-55
3/4	22/23	vs. Seton Hall	NR	W, 69-58
3/5	22/23	at Connecticut	2/3	L, 54-71
3/15	21/23	vs. Purdue	15/16	W, 73-60
3/17	21/23	at Texas Tech	9/9	L, 67-82



Katryna Gaither's 27 points and 14 rebounds propelled Notre Dame to a 71-60 victory at sixth-ranked Iowa in the second round of the 1996 Preseason WNIT. It was the first-ever win over an Associated Press top 10 program for the Irish.

1996-1997	ND Rank*	Opponent	Opp Rank*	Result
11/15	20/25	Kent State	NR	W, 66-41
11/17	20/25	at Iowa	6/6	W, 61-50
11/19	14/17	vs. Tennessee	3/2	L, 59-72
11/20	14/17	vs. NC State	8/12	W, 64-53
11/23	14/17	at Bowling Green	NR	W, 85-70
11/29	9/12	vs. Ohio	NR	W, 95-85
11/30	9/12	at Georgia Tech	NR	W, 76-69
12/5	7/14	at Purdue	NR	L, 58-73
12/7	7/14	Providence	NR	W, 91-75
12/9	10/17	Wisconsin	19/13	L, 69-81
12/11	10/17	Indiana	NR	W, 71-63
12/21	16/19	at Valparaiso	NR	W, 75-56
1/2	17/22	at Seton Hall	NR	W, 87-47
1/4	17/22	at Ohio State	NR	L, 67-74
1/7	21/24	at Boston College	NR	W, 61-57
1/9	21/24	West Virginia	NR	W, 103-58
1/12	21/24	at Villanova	NR	W, 77-54
1/15	21/24	at Syracuse	NR	W, 72-45
1/18	21/24	Pittsburgh	NR	W, 65-49
1/21	19/22	Rutgers	NR	W, 76-61
1/25	19/22	Georgetown	NR	W, 67-63
1/29	19/22	at Miami (Fla.)	NR	W, 72-71
2/2	19/22	at St. John's	NR	W, 75-47
2/6	15/21	Syracuse	NR	W, 90-73
2/9	15/21	at Connecticut	1/1	L, 49-72
2/12	17/18	Boston College	NR	W, 91-64
2/16	17/18	at Providence	NR	W, 97-74
2/19	16/17	Villanova	NR	W, 68-51
2/22	16/17	Seton Hall	NR	W, 65-61
2/25	14/15	at West Virginia	NR	W, 80-67
3/2	14/15	vs. Rutgers	NR	W, 86-58
3/3	13/15	vs. Georgetown	NR	W, 84-43
3/4	13/15	at Connecticut	1/1	L, 77-86
3/15	15/14	vs. Memphis	NR	W, 93-62
3/17	15/14	at Texas	14/13	W, 86-83
3/22	15/14	vs. Alabama	8/7	W, 87-71
3/24	15/14	vs. Geo. Washington	22/16	W, 62-52
3/28	15/14	vs. Tennessee	10/11	L, 66-80

1997-1998	ND Rank*	Opponent	Opp Rank*	Result
11/22	NR	at Duke	19/19	L, 62-80
12/6	NR	Connecticut	3/2	L, 59-78
12/8	NR	at Wisconsin	17/19	L, 77-89
2/21	NR	at Connecticut	2/2	L, 61-73
3/2	NR	vs. Connecticut	2/3	L, 53-73
3/15	NR	at Texas Tech	6/5	W, 74-59
3/21	NR	vs. Purdue	21/22	L, 65-70

1998-1999	ND Rank*	Opponent	Opp Rank*	Result
11/14	17/19	UCLA	6/6	W, 99-82
11/18	11/19	at Butler	NR	W, 71-60
11/21	11/19	Duke	6/4	W, 84-57
11/24	7/10	Illinois	25/23	W, 101-92
11/28	7/10	at San Francisco	NR	W, 74-43
12/2	6/9	Toledo	NR	W, 82-64
12/8	6/6	Connecticut	1/1	L, 81-106
12/12	6/6	Villanova	NR	W, 63-62
12/19	6/7	at South Florida	NR	W, 83-63
12/21	7/7	at Michigan State	NR	W, 75-64
12/30	7/7	at Boston College	NR	L, 65-78
1/2	7/7	at Georgetown	NR	W, 93-61
1/7	9/9	West Virginia	NR	W, 111-90
1/10	9/9	Providence	NR	W, 79-56
1/16	9/9	at Pittsburgh	NR	W, 81-72
1/20	9/9	at Seton Hall	NR	W, 87-47
1/23	9/9	St. John's	NR	W, 99-60

1/26	9/9	at Syracuse	NR	W, 94-61
1/30	7/7	at Providence	NR	W, 97-59
2/3	6/7	Boston College	20/22	W, 74-59
2/6	6/7	Seton Hall	NR	W, 77-49
2/10	6/6	at Villanova	NR	W, 74-52
2/13	6/6	at Rutgers	9/12	L, 57-77
2/17	9/9	Syracuse	NR	W, 82-60
2/20	9/9	at West Virginia	NR	W, 89-54
2/23	10/10	Miami (Fla.)	NR	W, 89-62
2/28	10/10	vs. Villanova	NR	W, 83-53
3/1	10/10	at Rutgers	7/8	W, 68-61
3/2	8/9	vs. Connecticut	6/5	L, 75-96
3/13	8/9	vs. Saint Mary's	NR	W, 61-57
3/15	8/9	at LSU	21/21	L, 64-74

1999-2000	ND Rank*	Opponent	Opp Rank*	Result
11/20	7/9	at Toledo	NR	W, 66-52
11/27	6/6	at Illinois	15/15	L, 67-77
12/1	11/8	Butler	NR	W, 77-57
12/4	11/8	vs. No. Carolina	9/12	W, 99-86
12/5	11/8	vs. Liberty	NR	W, 85-68
12/8	7/6	at Purdue	18/16	L, 61-71
12/11	7/6	Michigan State	NR	W, 84-54
12/19	11/7	at Fla. International	NR	W, 68-62
12/27	12/8	USC	NR	W, 74-59
12/29	10/8	Valparaiso	NR	W, 88-65
1/2	10/8	Marquette	NR	W, 75-60
1/5	8/6	West Virginia	NR	W, 75-54
1/8	8/6	at Georgetown	NR	W, 82-60
1/11	6/6	Seton Hall	NR	W, 80-52
1/15	6/6	Syracuse	NR	W, 71-56
1/18	5/6	at Pittsburgh	NR	W, 67-53
1/22	5/6	at Miami	NR	W, 76-54
1/26	5/5	at St. John's	NR	W, 69-49
1/29	5/5	Georgetown	NR	W, 87-56
2/1	5/5	at Providence	NR	W, 90-60
2/5	5/5	Boston College	18/18	W, 72-59
2/9	5/5	Pittsburgh	NR	W, 81-74



During the 1997 NCAA Championship, Beth Morgan averaged 26.7 points per game in three consecutive victories over ranked opponents, helping Notre Dame reach the NCAA Final Four for the first time in school history.

ADDITIONAL POLLING DATA

(based on Associated Press poll ranking)

First game vs. ranked opponent

#15 South Carolina, 1/31/81 (L, 124-88)

First win vs. ranked opponent

at #17 Duke, 2/6/88 (W, 78-66)

First home win vs. ranked opponent

#20 Vanderbilt, 1/4/90 (W, 77-63)

First victory vs. Top 10 team

at #6 Iowa, 11/15/96 (W, 61-50)

First time Notre Dame was ranked

December 31, 1990 (25th)

Most consecutive weeks ranked

155 (11/4/07 to present)

Record vs. ranked teams: 121-128

Home: 48-35

Away: 33-67

Neutral: 40-26

Record vs. ranked teams since 1996-97: 117-83

Home: 46-17

Away: 33-46

Neutral: 38-20

Record as a ranked team: 450-95

Home: 214-25

Away: 162-52

Neutral: 74-18

Record when both teams are ranked: 106-63

Record vs. Top 10 opponents: 53-81

Record vs. Top 5 opponents: 17-53

Record vs. top-ranked opponents: 4-21

Highest-ranked team defeated:

1st, four times (Connecticut, 1/15/01, 92-76; vs. Connecticut, 3/30/01, 90-75; vs. Connecticut, 4/3/11, 72-63; at Connecticut, 1/5/13, 73-72)

Most victories over ranked teams in one season: 14 (2013-14)

Total weeks in Top 10: 181

(two in 1996-97, 16 in '98-99, 15 in '99-00, 18 in '00-01, five in '02-03, 16 in '04-05, one in '05-06, one in '07-08, two in '08-09, 19 in '09-10, eight in '10-11, 19 in '11-12, 20 in '12-13, 20 in '13-14, 19 in '14-15)

Weeks as top-ranked team: 6 (2000-01)

THIS IS NOTRE DAME

2015-16 SEASON PREVIEW

THE FIGHTING IRISH


COACHES AND STAFF

OPPONENTS

2014-15 SEASON IN REVIEW

RECORDS

HISTORY



Notre Dame earned its first-ever No. 1 ranking in 2000-01 following a 92-76 win over Connecticut. The Irish would hold the top spot in both major national polls for six weeks that season en route to the program's first NCAA title.

2/12	5/5	St. John's	NR	W, 94-51
2/16	5/5	at Villanova	NR	W, 70-52
2/19	5/5	at Rutgers	8/11	W, 78-74 (ot)
2/22	5/5	Miami	NR	W, 83-68
2/26	5/5	at Connecticut	1/1	L, 59-77
3/5	6/6	vs. Miami	NR	W, 67-52
3/6	5/5	vs. Rutgers	8/10	L, 72-81 (ot)
3/17	5/6	San Diego	NR	W, 87-61
3/19	5/6	vs. Geo. Washington	NR/23	W, 95-60
3/25	5/6	vs. Texas Tech	11/11	L, 65-69

2000-2001	Rank*	Opponent	Opp Rank*	Result
11/17	6/5	at Valparaiso	NR	W, 71-46
11/20	5/5	Arizona	NR	W, 95-65
11/22	5/5	at Wisconsin	19/NR	W, 83-56
11/24	5/5	vs. Georgia	6/6	W, 75-73
11/27	4/4	Fordham	NR	W, 89-44
12/3	4/4	vs. No. Carolina	NR	W, 78-55
12/6	4/4	Villanova	NR	W, 64-33
12/9	4/4	Purdue	6/5	W, 72-61
12/18	3/3	W. Michigan	NR	W, 84-54
12/21	3/3	at Marquette	NR	W, 75-56
12/28	3/3	at USC	NR	W, 70-61
12/31	3/3	Rice	NR	W, 80-40
1/3	3/3	at Virginia Tech	NR	W, 75-54
1/6	3/3	Rutgers	9/10	W, 67-46
1/9	3/3	at St. John's	NR	W, 84-49
1/13	3/3	Virginia Tech	NR	W, 75-55
1/15	3/3	Connecticut	1/1	W, 92-76
1/21	3/3	at Seton Hall	NR	W, 72-47
1/24	1/1	at West Virginia	NR	W, 87-64
1/31	1/1	Providence	NR	W, 64-44
2/2	1/1	at Boston College	NR	W, 81-65
2/7	1/1	Pittsburgh	NR	W, 72-58
2/14	1/1	at Syracuse	NR	W, 75-61
2/17	1/1	at Rutgers	11/14	L, 53-54
2/20	2/2	Miami (Fla.)	NR	W, 81-43
2/24	2/2	Georgetown	NR	W, 65-53
2/27	2/2	at Pittsburgh	NR	W, 82-63
3/4	2/2	vs. Georgetown	NR	W, 89-33
3/5	1/1	vs. Virginia Tech	NR	W, 67-49
3/6	1/1	at Connecticut	2/2	L, 76-78
3/17	2/2	Alcorn State	NR	W, 98-49
3/19	2/2	Michigan	NR	W, 88-54
3/24	2/2	vs. Utah	17/16	W, 69-54
3/26	2/2	vs. Vanderbilt	10/13	W, 72-64
3/30	2/2	vs. Connecticut	1/1	W, 90-75
4/1	2/2	vs. Purdue	9/8	W, 68-66

2001-2002	Rank*	Opponent	Opp Rank*	Result
11/18	15/14	Valparaiso	NR	W, 42-35
11/21	15/14	at Colorado St.	20/22	L, 66-72
11/24	15/14	at Arizona	NR	L, 70-72
11/26	23/23	Army	NR	W, 89-57
12/2	23/23	vs. Michigan	16/17	L, 63-78
12/6	NR	at Purdue	7/8	L, 57-70
1/21	NR	at Connecticut	1/1	L, 53-80
1/26	NR	Virginia Tech	16/17	W, 64-57
2/10	NR	Boston College	16/18	W, 60-44
2/13	23/NR	St. John's	NR	W, 66-31
2/16	23/NR	at Rutgers	NR	W, 57-52
2/19	22/NR	West Virginia	NR	W, 72-63
2/23	22/NR	at Georgetown	NR	W, 86-66
2/26	21/25	Villanova	NR	L, 45-48
3/3	21/25	vs. Syracuse	NR	L, 79-84
3/17	NR	at Tennessee	6/6	L, 50-89

2002-2003	Rank*	Opponent	Opp Rank*	Result
11/26	10/10	Cleveland State	NR	W, 107-65
11/29	10/10	at USC	NR	W, 69-57
12/4	9/9	at Valparaiso	NR	W, 74-68
12/7	9/9	at Arizona State	NR	W, 81-52
12/11	8/8	at DePaul	NR	L, 59-75
12/14	8/8	Temple	NR	W, 84-61
12/21	12/11	IPFW	NR	W, 82-54
12/23	12/11	Colorado State	NR	W, 46-45
12/28	12/12	vs. Tennessee	5/5	L, 61-77
12/31	13/13	at Marquette	NR	W, 75-68
1/4	13/13	Purdue	7/6	L, 54-71
1/8	16/17	at West Virginia	NR	W, 66-59
1/11	16/17	Miami (Fla.)	NR	L, 70-80
1/14	21/20	at St. John's	NR	W, 71-42
1/18	21/20	Rutgers	NR	L, 61-64
1/20	21/20	Connecticut	3/2	L, 52-73
1/25	NR/23	at Villanova	20/24	W, 58-56
1/29	NR/24	at Boston College	NR/25	L, 48-76
2/1	NR/24	West Virginia	NR	W, 69-64
2/3	NR	at Connecticut	1/1	L, 59-77
3/9	NR	vs. Villanova	20/18	L, 39-50
3/23	NR	vs. Arizona	22/22	W, 59-47
3/25	NR	at Kansas State	8/7	W, 59-53
3/30	NR	vs. Purdue	10/10	L, 47-66

2003-2004	Rank*	Opponent	Opp Rank*	Result
11/14	15/16	vs. Auburn	22/25	W, 77-64
11/15	15/16	at Colorado	20/20	L, 63-67 (ot)
11/21	20/20	Valparaiso	NR	W, 74-57
11/26	17/17	at Michigan St.	NR	L, 63-92
11/30	17/17	at Tennessee	3/3	L, 59-83
1/4	NR	at Purdue	7/8	L, 63-76
1/10	NR	Virginia Tech	16/15	W, 53-40
1/13	NR	Connecticut	4/4	W, 66-51
1/24	NR	Villanova	23/25	W, 38-36
1/28	NR	at Miami (Fla.)	17/16	W, 59-50
1/31	NR	Boston College	NR/23	W, 52-50
2/4	23/NR	Georgetown	NR	W, 66-52
2/8	23/NR	at Seton Hall	NR	L, 45-51
2/25	NR	Miami (Fla.)	21/19	W, 93-58
3/27	NR	vs. Penn State	5/7	L, 49-55

2004-2005	Rank*	Opponent	Opp Rank*	Result
11/12	10/11	Illinois State	NR	W, 92-73
11/14	10/11	Nebraska	NR	W, 73-57
11/17	11/10	Duke	6/6	W, 76-65
11/20	11/10	Ohio State	10/9	W, 66-62
11/22	6/6	Colorado State	NR	W, 69-47
11/26	6/6	at USC	NR	W, 80-56
11/30	3/3	at Valparaiso	NR	W, 69-59
12/2	3/3	Michigan State	15/15	L, 73-82 (ot)
12/9	7/5	at Dayton	NR	W, 65-39
12/11	7/5	Washington	NR	W, 72-58
12/19	7/5	at Marquette	NR	W, 50-47
12/30	6/4	at No. Illinois	NR	W, 73-49
1/2	6/4	Seton Hall	NR	W, 54-33
1/5	4/3	Syracuse	NR	W, 75-58
1/9	4/3	at Villanova	NR	L, 54-59
1/12	7/6	Connecticut	16/16	L, 50-67
1/16	7/6	Purdue	20/20	W, 86-69
1/19	11/10	at Syracuse	NR	W, 74-61
1/23	11/10	Rutgers	6/7	W, 63-47
1/26	6/7	St. John's	NR	W, 72-65
1/30	6/7	at Connecticut	9/10	W, 65-59
2/2	6/7	Boston College	16/13	W, 64-57
2/5	6/7	at Pittsburgh	NR	W, 75-47
2/9	6/7	at Providence	NR	W, 75-57
2/12	6/7	Georgetown	NR	W, 72-58
2/15	5/7	at Boston College	25/22	W, 54-47
2/19	5/7	at Rutgers	10/10	L, 48-59
2/26	10/10	West Virginia	NR	W, 82-57
3/1	10/10	at Seton Hall	NR	W, 41-35
3/6	10/10	vs. West Virginia	NR	W, 70-59
3/7	10/10	at Connecticut	13/14	L, 54-67
3/19	11/13	vs. UCSB	NR	W, 61-51
3/21	11/13	vs. Arizona State	NR/24	L, 61-70

2005-2006	Rank*	Opponent	Opp Rank*	Result
11/18	15/16	Michigan	NR	W, 55-45
11/20	15/16	at W. Michigan	NR	W, 71-68
11/23	13/15	at Indiana	NR	W, 74-61
11/27	13/15	USC	24/21	W, 73-62
11/29	11/12	Iona	NR	W, 74-55
12/4	11/12	at Wisconsin	NR	W, 77-72
12/7	10/10	at Purdue	24/23	L, 54-65
12/17	13/14	vs. Arkansas State	NR	W, 77-54
12/18	13/14	vs. Utah	22/21	W, 68-55
12/28	12/11	Valparaiso	NR	W, 58-50
12/31	12/11	Tennessee	1/1	L, 51-62
1/4	12/12	at St. John's	NR	L, 63-66
1/7	12/12	Seton Hall	NR	L, 61-74

1/10	20/19	Marquette	NR	W, 67-65 (ot)
1/14	20/19	at Louisville	NR	L, 51-61
1/17	24/22	DePaul	10/10	W, 78-75
1/21	24/22	at Georgetown	NR	W, 54-52
1/24	21/21	at Rutgers	10/9	L, 43-69
1/28	21/21	South Florida	NR	L, 64-68 (ot)
2/12	NR	at DePaul	17/15	L, 50-79
2/19	NR	Connecticut	8/6	L, 64-79
3/5	NR	at Connecticut	7/7	L, 60-71

2006-2007	ND Rank*	Opponent	Opp Rank*	Result
12/6	NR	Purdue	10/9	W, 67-58
12/30	NR	at Tennessee	4/4	L, 54-78
1/23	NR	at Marquette	17/18	L, 62-71
1/27	NR	at Connecticut	7/5	L, 47-64
2/7	NR	Louisville	17/16	W, 64-55
2/24	NR	Rutgers	21/22	L, 60-76
3/20	NR	vs. North Carolina	2/2	L, 51-60

2007-2008	ND Rank*	Opponent	Opp Rank*	Result
11/9	24/NR	Miami (Ohio)	NR	W, 98-50
11/13	23/25	Western Kentucky	NR	W, 78-59
11/16	23/25	at Maryland	3/3	L, 59-75
11/20	23/24	at Central Michigan	NR	W, 94-41
11/24	23/24	Boston College	NR	W, 88-58
11/27	22/23	Canisius	NR	W, 93-47
12/2	22/23	Michigan	NR	W, 77-46
12/5	16/20	at Bowling Green	NR	W, 86-84 (ot)
12/8	16/20	at Purdue	NR	W, 61-48
12/12	17/17	Valparaiso	NR	W, 94-56
12/21	17/17	at IUPUI	NR	W, 67-44
12/29	16/16	Saint Francis (Pa.)	NR	W, 82-39
1/2	14/14	at Richmond	NR	W, 84-59
1/5	14/14	Tennessee	3/3	L, 63-87
1/8	14/14	at Louisville	NR	W, 82-74
1/13	14/14	at West Virginia	16/16	L, 50-56
1/16	17/15	Villanova	NR	W, 69-58
1/19	17/15	at Georgetown	NR	W, 104-86
1/22	16/16	DePaul	NR/25	L, 80-81
1/27	16/16	Connecticut	1/1	L, 64-81
1/30	20/20	Providence	NR	W, 85-54
2/2	20/20	at Cincinnati	NR	W, 73-41
2/10	16/17	Pittsburgh	15/15	W, 81-66
2/13	16/16	Marquette	NR	W, 99-76
2/16	16/16	at Syracuse	21/23	W, 79-67
2/19	14/14	at Rutgers	5/4	L, 51-57
2/24	14/14	at DePaul	NR	W, 66-64
2/27	14/14	South Florida	NR	W, 92-49
3/1	14/14	Seton Hall	NR	W, 70-55
3/3	9/14	at St. John's	NR	L, 51-61
3/9	9/15	vs. Pittsburgh	NR	L, 53-64
3/23	15/19	vs. SIMU	NR	W, 75-62
3/25	15/19	vs. Oklahoma	14/13	W, 79-75 (ot)
3/30	15/19	vs. Tennessee	3/3	L, 64-74

2008-2009	ND Rank*	Opponent	Opp Rank*	Result
11/16	16/14	at LSU	24/22	W, 62-53
11/19	15/15	Evansville	NR	W, 96-61
11/23	15/15	at Boston College	NR	W, 102-54
11/25	14/10	Georgia Southern	NR	W, 85-36
11/29	14/10	Michigan State	24/NR	W, 78-72
12/2	11/8	at E. Michigan	NR	W, 83-63
12/7	11/8	Purdue	17/20	W, 62-51
12/10	8/8	at Michigan	NR	L, 59-63 (ot)
12/13	8/8	at Valparaiso	NR	W, 63-55
12/20	13/7	Loyola (Ill.)	NR	W, 89-45
12/28	12/6	at Charlotte	NR	W, 68-61


12/30	12/6	at Vanderbilt	20/19	W, 59-57
1/3	12/6	at Seton Hall	NR	W, 66-60
1/6	12/4	at DePaul	NR	W, 86-62
1/10	12/4	Georgetown	NR	W, 84-63
1/13	10/4	at Marquette	NR	L, 65-75
1/17	10/4	St. John's	NR	W, 70-67
1/24	13/9	at Villanova	NR	L, 48-55
1/27	17/13	Rutgers	NR	L, 68-78
1/31	17/13	Cincinnati	NR	W, 66-50
2/3	19/16	at Pittsburgh	22/24	L, 70-82
2/8	19/16	DePaul	25/25	W, 62-59
2/11	22/22	Louisville	10/12	L, 66-71
2/17	24/24	at South Florida	NR	W, 86-79
2/22	24/24	at Connecticut	1/1	L, 66-76
2/24	23/22	Syracuse	NR	W, 90-79
2/28	23/22	at Providence	NR	W, 65-56
3/2	20/22	West Virginia	NR	W, 72-66
3/7	20/17	vs. St. John's	NR	W, 62-45
3/8	20/17	vs. Villanova	NR	L, 47-58
3/22	23/20	Minnesota	NR	L, 71-79

2009-2010	ND Rank*	Opponent	Opp Rank*	Result
11/15	4/7	Ark.-Pine Bluff	NR	W, 102-57
11/19	5/6	at Michigan St.	21/21	W, 68-67
11/22	5/6	Iona	NR	W, 80-45
11/26	5/6	vs. San Diego St.	23/24	W, 84-79
11/27	5/6	vs. South Carolina	NR	W, 78-55
11/28	5/6	vs. Oklahoma	20/17	W, 81-71
12/2	5/6	Eastern Michigan	NR	W, 69-59
12/8	3/4	IPFW	NR	W, 96-60
12/12	3/4	Valparaiso	NR	W, 88-47
12/20	4/4	Charlotte	NR	W, 90-31
12/29	3/3	at Central Florida	NR	W, 85-52
12/31	3/3	Vanderbilt	18/16	W, 74-69
1/4	3/3	at Purdue	NR	W, 79-75
1/9	3/3	Villanova	NR	W, 81-46
1/12	3/3	South Florida	NR	W, 81-64
1/16	3/3	at Connecticut	1/1	L, 46-70
1/19	4/5	at Louisville	NR	W, 78-60
1/24	4/5	West Virginia	16/11	W, 74-66
1/27	3/3	Providence	NR	W, 84-59
1/30	3/3	at Syracuse	NR	W, 74-73
2/1	3/3	at Rutgers	NR	W, 75-63
2/6	3/3	Pittsburgh	NR	W, 86-76
2/9	4/3	at Cincinnati	NR	W, 66-50
2/14	4/3	DePaul	NR	W, 90-66
2/16	4/3	at St. John's	22/23	L, 71-76
2/20	4/3	at Georgetown	14/12	L, 66-76
2/23	7/8	Marquette	NR	W, 82-67
2/27	7/8	at Seton Hall	NR	W, 72-47
3/1	6/8	Connecticut	1/1	L, 51-76
3/6	6/7	vs. Louisville	NR	W, 89-52
3/7	6/7	vs. St. John's	16/16	W, 75-67
3/8	6/7	at Connecticut	1/1	L, 44-59
3/21	7/7	Cleveland State	NR	W, 86-58
3/23	7/7	Vermont	NR	W, 84-66
3/28	7/7	vs. Oklahoma	12/12	L, 72-77 (ot)

2010-2011	ND Rank*	Opponent	Opp Rank*	Result
11/12	12/12	New Hampshire	NR	W, 99-48
11/15	12/12	Morehead State	NR	W, 91-28
11/18	12/12	UCLA	15/15	L, 83-86 (2ot)
11/21	12/12	at Kentucky	9/10	L, 76-81
11/26	18/16	IUPUI	NR	W, 95-29
11/27	18/16	Wake Forest	NR	W, 92-69
11/28	18/16	Butler	NR	W, 85-54
12/1	16/16	at Baylor	2/3	L, 65-76
12/5	16/16	Purdue	NR	W, 72-51

12/8	18/18	at Providence	NR	W, 79-43
12/11	18/18	Creighton	NR	W, 91-54
12/20	17/16	at Valparaiso	NR	W, 94-43
12/29	16/14	vs. Gonzaga	NR	W, 70-61
12/30	16/14	vs. Loy. Marymount	NR	W, 91-47
1/2	16/14	SE Missouri State	NR	W, 97-21
1/5	13/12	at Marquette	NR	W, 73-55
1/8	13/12	Connecticut	2/2	L, 76-79
1/12	12/12	Louisville	NR	W, 80-60
1/15	12/12	at Pittsburgh	NR	W, 82-50
1/18	11/10	Georgetown	16/17	W, 80-58
1/23	11/10	St. John's	NR/23	W, 69-36
1/29	9/9	at Villanova	NR	W, 58-43
2/1	8/8	Syracuse	NR/25	W, 71-48
2/5	8/8	at South Florida	NR	W, 76-68
2/8	8/8	Seton Hall	NR	W, 89-38
2/12	8/8	Rutgers	NR	W, 71-49
2/19	8/8	at Connecticut	2/2	L, 57-78
2/22	8/7	at West Virginia	19/18	W, 72-60
2/26	8/7	Cincinnati	NR	W, 66-48
2/28	7/7	at DePaul	12/11	L, 69-70
3/6	7/8	vs. Louisville	NR	W, 63-53
3/7	10/8	vs. DePaul	9/13	W, 71-67
3/8	10/7	at Connecticut	1/1	L, 64-73
3/19	9/7	at Utah	NR	W, 67-54
3/21	9/7	vs. Temple	NR	W, 77-64
3/26	9/7	vs. Oklahoma	21/20	W, 78-53
3/28	9/7	vs. Tennessee	4/4	W, 73-59
4/3	9/7	vs. Connecticut	1/1	W, 72-63
4/5	9/7	vs. Texas A&M	7/8	L, 70-76

2011-2012	ND Rank*	Opponent	Opp Rank*	Result
11/11	2/2	Akron	NR	W, 81-61
11/13	2/2	Indiana State	NR	W, 99-34
11/17	2/2	Hartford	NR	W, 98-43
11/20	2/2	at Baylor	1/1	L, 81-94



Becca Bruszewski scored 10 of her 12 points after halftime as Notre Dame set a school record by rallying from an 18-point second-half deficit to earn a 59-57 win at No. 20/19 Vanderbilt in 2008.

THIS IS NOTRE DAME

2015-16 SEASON PREVIEW

THE FIGHTING IRISH

COACHES AND STAFF

OPPONENTS

2014-15 SEASON IN REVIEW

RECORDS

HISTORY

In the Rankings



11/25	4/3	vs. USC	NR	W, 80-58
11/26	4/3	vs. Duke	7/6	W, 56-54
12/2	3/3	Pennsylvania	NR	W, 69-38
12/4	3/3	at Creighton	NR	W, 76-48
12/7	3/3	Marquette	NR	W, 95-42
12/10	3/3	at Purdue	12/14	W, 66-38
12/18	3/3	Kentucky	8/7	W, 92-83
12/20	3/3	Central Florida	NR	W, 90-38
12/28	3/3	Longwood	NR	W, 92-26
12/30	3/3	at Mercer	NR	W, 128-42
1/4	3/3	at Seton Hall	NR	W, 74-36
1/7	3/3	Connecticut	2/2	W, 74-67 (ot)
1/10	2/2	at Georgetown	18/17	W, 80-60
1/14	2/2	at Cincinnati	NR	W, 75-50
1/17	2/2	Pittsburgh	NR	W, 120-44
1/21	2/2	Villanova	NR	W, 76-43
1/23	2/2	Tennessee	7/9	W, 72-44
1/28	2/2	at St. John's	NR	W, 71-56
1/31	2/2	at Rutgers	13/14	W, 71-41
2/5	2/2	DePaul	NR/23	W, 90-70
2/7	2/2	at Syracuse	NR	W, 74-55
2/12	2/2	West Virginia	NR	L, 63-65
2/14	4/4	Providence	NR	W, 66-47
2/20	3/4	at Louisville	16/16	W, 68-52
2/25	3/3	South Florida	NR	W, 80-68
2/27	3/3	at Connecticut	4/4	W, 72-59
3/4	3/3	vs. DePaul	NR/23	W, 69-54
3/5	3/3	vs. West Virginia	25/NR	W, 73-45
3/6	3/3	at Connecticut	4/4	L, 54-63
3/18	4/4	Liberty	NR	W, 74-43

3/20	4/4	California	NR	W, 73-62
3/25	4/4	vs. St. Bonaventure	21/25	W, 79-35
3/27	4/4	vs. Maryland	5/5	W, 80-49
4/1	4/4	vs. Connecticut	3/3	W, 83-75 (ot)
4/3	4/4	vs. Baylor	1/1	L, 61-80


2012-2013	ND Rank*	Opponent	Opp Rank*	Result
11/9	7/6	vs. Ohio State	19/21	W, 57-51
11/18	7/6	Massachusetts	NR	W, 94-50
11/20	5/5	Mercer	NR	W, 93-36
11/23	5/5	at UCLA	19/22	W, 76-64
11/29	5/5	at Central Michigan	NR	W, 72-63
12/5	5/5	Baylor	3/3	L, 61-73
12/8	5/5	Utah State	NR	W, 109-70
12/19	5/5	vs. Alabama A&M	NR	W, 100-39
12/20	5/5	vs. Kansas State	NR	W, 87-57
12/21	5/5	vs. Texas A&M	22/22	W, 83-74
12/29	5/5	Purdue	11/11	W, 74-47
12/31	5/5	Saint Francis (Pa.)	NR	W, 128-55
1/5	5/5	at Connecticut	1/1	W, 73-72
1/8	2/3	at South Florida	NR	W, 75-71 (ot)
1/13	2/3	Rutgers	NR	W, 71-46
1/15	2/3	Georgetown	NR	W, 79-64
1/20	2/3	St. John's	NR	W, 74-50
1/23	2/3	at Pittsburgh	NR	W, 73-47
1/26	2/3	Providence	NR	W, 89-44
1/28	2/3	at Tennessee	9/9	W, 77-67
2/2	2/3	Cincinnati	NR	W, 64-42
2/5	2/3	at Villanova	NR	W, 59-52
2/9	2/3	at Seton Hall	NR	W, 69-49
2/11	2/3	Louisville	10/11	W, 93-64
2/17	2/3	at Marquette	NR	W, 87-49
2/24	2/2	at DePaul	NR	W, 84-56
2/26	2/2	Syracuse	22/20	W, 79-88
3/2	2/2	at Providence	NR	W, 92-57
3/4	2/2	Connecticut	3/3	W, 96-87 (3ot)
3/10	2/2	vs. South Florida	NR	W, 75-66
3/11	2/2	vs. Louisville	16/15	W, 83-59
3/12	2/2	at Connecticut	3/3	W, 61-59
3/24	2/2	vs. UT-Martin	NR	W, 97-64
3/26	2/2	at Iowa	NR	W, 74-57
3/31	2/2	vs. Kansas	NR	W, 93-63
4/2	2/2	vs. Duke	NR	W, 87-76
4/7	2/2	vs. Connecticut	3/3	L, 65-83

2013-2014	ND Rank*	Opponent	Opp Rank*	Result
11/9	6/7	UNC Wilmington	NR	W, 99-50
11/11	6/6	Michigan State	19/18	W, 82-61
11/16	6/6	Valparaiso	NR	W, 96-46
11/23	5/6	at Pennsylvania	NR	W, 76-54
11/26	5/6	DePaul	25/25	W, 92-76
12/1	5/6	vs. Duquesne	NR	W, 100-61
12/4	4/5	at Penn State	10/11	W, 77-67
12/7	4/5	UCLA	NR	W, 90-48
12/14	4/4	at Michigan	NR	W, 86-64
12/22	4/4	Central Michigan	NR	W, 106-72
12/29	2/2	at Oregon State	NR	W, 70-58
1/2	2/2	South Dakota St.	NR	W, 94-51
1/5	2/2	Clemson	NR	W, 71-51
1/9	2/2	Boston College	NR	W, 95-53
1/12	2/2	at Virginia	NR	W, 79-72
1/16	2/2	at Pittsburgh	NR	W, 109-66
1/20	2/2	at Tennessee	11/10	W, 86-70
1/23	2/2	Miami (Fla.)	NR	W, 79-52
1/27	2/2	at Maryland	8/6	W, 87-83
1/30	2/2	Virginia Tech	NR	W, 74-48
2/2	2/2	at Duke	3/3	W, 88-67
2/6	2/2	at Florida State	NR	W, 81-60

2/9	2/2	Syracuse	NR	W, 101-64
2/13	2/2	at Boston College	NR	W, 82-61
2/17	2/2	Georgia Tech	NR	W, 87-72
2/20	2/2	at Wake Forest	NR	W, 86-61
2/23	2/2	Duke	7/7	W, 81-70
2/27	2/2	North Carolina	14/11	W, 100-75
3/2	2/2	at N.C. State	13/17	W, 84-60
3/7	2/2	vs. Florida State	NR	W, 83-57
3/8	2/2	vs. N.C. State	14/17	W, 83-48
3/9	2/2	vs. Duke	10/10	W, 69-53
3/22	2/2	vs. Robert Morris	NR	W, 93-42
3/24	2/2	vs. Arizona State	NR	W, 84-67
3/29	2/2	Oklahoma State	21/18	W, 89-72
3/31	2/2	Baylor	5/6	W, 88-69
4/6	2/2	vs. Maryland	11/9	W, 87-61
4/8	2/2	vs. Connecticut	1/1	L, 58-79

2014-2015	ND Rank*	Opponent	Opp Rank*	Result
11/14	3/3	UMass Lowell	NR	W, 105-51
11/19	3/2	at Michigan State	15/17	W, 71-63
11/21	3/2	Chattanooga	NR	W, 88-53
11/23	3/2	Holy Cross	NR	W, 104-29
11/24	2/2	Harvard	NR	W, 97-43
11/25	2/1	Quinnipiac	NR	W, 112-52
11/30	2/1	vs. Kansas	NR	W, 89-47
12/3	2/1	Maryland	15/10	W, 92-72
12/6	2/1	Connecticut	3/3	L, 58-76
12/10	5/4	at DePaul	25/25	W, 94-93 (ot)
12/13	5/4	Michigan	NR	W, 70-50
12/21	5/4	Saint Joseph's (Pa.)	NR	W, 64-50
12/28	4/4	at UCLA	NR	W, 82-67
1/2	4/4	Florida State	NR	W, 74-68
1/4	4/4	at Syracuse	21/22	W, 85-74
1/8	4/4	at Miami (Fla.)	NR	L, 63-78
1/11	4/4	Boston College	NR	W, 104-58
1/15	7/7	at North Carolina	12/10	W, 89-79
1/19	6/7	Tennessee	5/6	W, 88-77
1/22	6/5	Georgia Tech	NR	W, 89-76
1/24	6/5	at Clemson	NR	W, 74-36
1/29	4/4	at Virginia Tech	NR	W, 74-50
2/1	4/4	Wake Forest	NR	W, 92-63
2/5	4/4	Virginia	NR	W, 75-54
2/8	4/4	at Boston College	NR	W, 89-56
2/16	4/4	Duke	10/11	W, 63-50
2/19	4/4	at Georgia Tech	NR	W, 71-61
2/23	4/4	Louisville	8/7	W, 68-52
2/26	4/4	Pittsburgh	NR	W, 87-59
3/1	4/4	at N.C. State	NR	W, 67-60
3/6	2/2	vs. Miami (Fla.)	NR	W, 77-61
3/7	2/2	vs. Duke	NR	W, 55-49
3/8	2/2	vs. Florida State	7/6	W, 71-58
3/20	2/2	Montana	NR	W, 77-43
3/22	2/2	DePaul	NR	W, 79-67
3/27	2/2	vs. Stanford	14/17	W, 81-60
3/29	2/2	vs. Baylor	5/6	W, 77-68
4/5	2/2	vs. South Carolina	3/4	W, 66-65
4/7	2/2	vs. Connecticut	1/1	L, 53-63

* - The numbers in front of the opponent indicate Notre Dame's rankings in the Associated Press poll and WBCA/USA Today poll at the time of the game. The numbers following the opponent indicate the opponent's ranking in both polls. The first number listed is the AP poll ranking. The 1988-89 season was the first year of the WBCA/USA Today poll. NR indicates the team was not ranked in the top 25 at game time.



Notre Dame won a school-record 15 games against ranked opponents in 2011-12, including the program's largest margin of victory against a top-five opponent with its 80-49 win against No. 5 Maryland in the NCAA Raleigh Regional final.



NCAA Championship History

NOTRE DAME'S NCAA CHAMPIONSHIP HISTORY

Year	Seed	Region	Qualified	Round	Seed/Opponent	Result	Location
1992	12	Midwest	MCC Champion	1st	#5 UCLA	L, 72-93	Los Angeles, Calif.
1994	7	East	MCC Champion	1st	#10 Minnesota	L, 76-81	Notre Dame, Ind.
1996	12	Midwest	At-Large	1st	#5 Purdue	W, 73-60	Lubbock, Texas
				2nd	#4 Texas Tech	L, 67-82	Lubbock, Texas
1997	6	East	At-Large	1st	#11 Memphis	W, 93-62	Austin, Texas
				2nd	#3 Texas	W, 86-83	Austin, Texas
				Regional Semifinal	#2 Alabama	W, 87-71	Columbia, S.C.
				National Semifinal	#5 George Washington	W, 62-52	Columbia, S.C.
				National Semifinal	#3 Tennessee	L, 66-80	Cincinnati, Ohio
1998	9	Midwest	At-Large	1st	#8 Southwest Missouri State	W, 78-64	Lubbock, Texas
				2nd	#1 Texas Tech	W, 74-59	Lubbock, Texas
				Regional Semifinal	#4 Purdue	L, 65-70	Lubbock, Texas
1999	5	West	At-Large	1st	#12 Saint Mary's (Calif.)	W, 61-57	Baton Rouge, La.
				2nd	#4 LSU	L, 64-74	Baton Rouge, La.
2000	2	Midwest	At-Large	1st	#15 San Diego	W, 87-61	Notre Dame, Ind.
				2nd	#7 George Washington	W, 95-60	Notre Dame, Ind.
				Regional Semifinal	#3 Texas Tech	L, 65-69	Memphis, Tenn.
2001	1	Midwest	At-Large	1st	#16 Alcorn State	W, 98-49	Notre Dame, Ind.
				2nd	#8 Michigan	W, 88-54	Notre Dame, Ind.
				Regional Semifinal	#5 Utah	W, 69-54	Denver, Colo.
				Regional Final	#3 Vanderbilt	W, 72-64	Denver, Colo.
				National Semifinal	#1 Connecticut	W, 90-75	St. Louis, Mo.
				National Championship	#3 Purdue	W, 88-66	St. Louis, Mo.
2002	7	Midwest	At-Large	1st	#10 New Mexico	W, 58-44	Knoxville, Tenn.
				2nd	#2 Tennessee	L, 50-89	Knoxville, Tenn.
2003	11	East	At-Large	1st	#6 Arizona	W, 59-47	Manhattan, Kan.
				2nd	#3 Kansas State	W, 59-53	Manhattan, Kan.
				Regional Semifinal	#2 Purdue	L, 47-66	Dayton, Ohio
2004	5	East	At-Large	1st	#5 Southwest Missouri State	W, 69-65 (OT)	Notre Dame, Ind.
				2nd	#13 Middle Tennessee	W, 59-46	Notre Dame, Ind.
				Regional Semifinal	#1 Penn State	L, 49-55	Hartford, Conn.
2005	4	Tempe	At-Large	1st	#13 UC Santa Barbara	W, 61-51	Fresno, Calif.
				2nd	#5 Arizona State	L, 61-70	Fresno, Calif.
2006	9	Albuquerque	At-Large	1st	#8 Boston College	L, 61-78	West Lafayette, Ind.
2007	9	Dallas	At-Large	1st	#8 California	W, 62-59	Pittsburgh, Pa.
				2nd	#1 North Carolina	L, 51-60	Pittsburgh, Pa.
2008	5	Oklahoma City	At-Large	1st	#12 SMU	W, 75-62	West Lafayette, Ind.
				2nd	#4 Oklahoma	W, 79-75 (OT)	West Lafayette, Ind.
				Regional Semifinal	#1 Tennessee	L, 64-74	Oklahoma City, Okla.
2009	7	Trenton	At-Large	1st	#10 Minnesota	L, 71-79	Notre Dame, Ind.
2010	2	Kansas City	At-Large	1st	#15 Cleveland State	W, 86-58	Notre Dame, Ind.
				2nd	#10 Vermont	W, 84-66	Notre Dame, Ind.
				Regional Semifinal	#3 Oklahoma	L, 72-77 (OT)	Kansas City, Mo.
2011	2	Dayton	At-Large	1st	#15 Utah	W, 67-54	Salt Lake City, Utah
				2nd	#10 Temple	W, 77-64	Salt Lake City, Utah
				Regional Semifinal	#6 Oklahoma	W, 78-53	Dayton, Ohio
				Regional Final	#1 Tennessee	W, 73-59	Dayton, Ohio
				National Semifinal	#1 Connecticut	W, 72-63	Indianapolis, Ind.
				National Championship	#2 Texas A&M	L, 70-76	Indianapolis, Ind.
2012	1	Raleigh	At-Large	1st	#16 Liberty	W, 74-43	Notre Dame, Ind.
				2nd	#8 California	W, 73-62	Notre Dame, Ind.
				Regional Semifinal	#5 Saint Bonaventure	W, 79-35	Raleigh, N.C.
				Regional Final	#2 Maryland	W, 80-49	Raleigh, N.C.
				National Semifinal	#1 Connecticut	W, 83-75 (OT)	Denver, Colo.
				National Championship	#1 Baylor	L, 61-80	Denver, Colo.
2013	1	Norfolk	BIG EAST Champion	1st	#16 Tennessee-Martin	W, 97-64	Iowa City, Iowa
				2nd	#9 Iowa	W, 74-57	Iowa City, Iowa
				Regional Semifinal	#12 Kansas	W, 93-63	Norfolk, Va.
				Regional Final	#2 Duke	W, 87-76	Norfolk, Va.
				National Semifinal	#1 Connecticut	L, 65-83	New Orleans, La.
2014	1	Notre Dame	ACC Champion	1st	#16 Robert Morris	W, 93-42	Toledo, Ohio
				2nd	#9 Arizona State	W, 84-67	Toledo, Ohio
				Regional Semifinal	#5 Oklahoma State	W, 89-72	Notre Dame, Ind.
				Regional Final	#2 Baylor	W, 88-69	Notre Dame, Ind.
				National Semifinal	#4 Maryland	W, 87-61	Nashville, Tenn.
				National Championship	#1 Connecticut	L, 58-79	Nashville, Tenn.
2015	1	Oklahoma City	ACC Champion	1st	#16 Montana	W, 77-43	Notre Dame, Ind.
				2nd	#9 DePaul	W, 79-67	Notre Dame, Ind.
				Regional Semifinal	#4 Stanford	W, 81-60	Oklahoma City, Okla.
				Regional Final	#2 Baylor	W, 77-68	Oklahoma City, Okla.
				National Semifinal	#1 South Carolina	W, 66-65	Tampa, Fla.
				National Championship	#1 Connecticut	L, 53-63	Tampa, Fla.

Overall: 51-21 (.708)
 National Championship Games: 1-4 (.200)
 National Semifinals: 5-2 (.714)
 Women's Final Four (combined): 6-6 (.500)

Regional Finals (Elite Eight): 7-0 (1.000)
 Regional Semifinals (Sweet Sixteen): 7-6 (.538)
 Second Round: 13-5 (.722)
 First Round: 18-4 (.818)

Home: 14-2 (.875)
 Away: 5-4 (.556)
 Neutral: 32-15 (.681)

THIS IS NOTRE DAME

2015-16 SEASON PREVIEW

THE FIGHTING IRISH

COACHES AND STAFF

OPPONENTS

2014-15 SEASON IN REVIEW

RECORDS

HISTORY

Irish Eyes Were Smiling In 2001

*Notre Dame wins first NCAA title to cap off a magical season;
Riley and McGraw named consensus National Player and Coach of the Year*



Surrounded by her players, Notre Dame head coach Muffet McGraw accepts the NCAA championship trophy moments after the Fighting Irish defeated Purdue, 68-66, on April 1, 2001, capping off a magical 34-2 season with the program's first national title.

When the University of Notre Dame women's basketball team first played in the NCAA Final Four in 1997, high school senior Ruth Riley — already signed to play for the Irish — watched on television.

Little did she know four years later she would be the star of stars in that same show.

When Niele Ivey came to Notre Dame in the fall of 1996, she thought she would have been graduated and gone by the time the 2000-01 came along. But, a pair of serious knee ligament injuries set her career back by a season, leaving her a final year of eligibility to play with Riley in 2000-01.

Little did she know it would turn into a dream come true in her St. Louis hometown.

When Muffet McGraw became Notre Dame's head coach in 1987, the Irish were still five seasons away from making the NCAA Championship for the first time in the history of the program. But, then-athletic director Gene Corrigan dubbed her the perfect person to lead the Irish to the promised land.

Little did she know 2001 would be the perfect year.

When senior Kelley Siemon looked ahead to her final season at Notre Dame, her modest personal goal involved attempting to regain the starting job she lost a the previous year after two seasons in the starting lineup.

Little did she know she would accomplish that objective with such flair, earning herself the BIG EAST Conference's most improved player award in the process.

When Notre Dame began the 2000-01 season, the Irish had never beaten perennial national power Connecticut. McGraw readily admitted you couldn't call it a rivalry when the Huskies had won all 11 previous meetings. In five of the previous six meetings, Connecticut won by 18 or more points — and only twice in the 11 meetings had the Huskies' winning margins been in single digits.

Little did the Irish know they twice would defeat Connecticut in 2000-01, both times when the Huskies were ranked number one in the country — and by margins of 16 and 15 points.

Now, that's progress.

It marked the first time Connecticut had been beaten twice in a season by the same team since Miami (Fla.) did it in 1992-93 when the Hurricanes stormed through their second BIG EAST season.

And so it went in a magical confluence of skill, grit, fortune and character that turned into a national championship for Riley, Ivey, McGraw, Siemon and their cohorts in 2000-01.

Any real Irish fan might have known this would happen way back in November and December. After all, Notre Dame got off to a zesty start thanks to Thanksgiving weekend victories over 19th-ranked Wisconsin (on the Badgers' floor) and sixth-

rated Georgia in the Coaches vs. Cancer Challenge, followed by a first-week-of-December home win over sixth-ranked and eventual championship game adversary Purdue.

Still, for all the glitz produced by their 16-0 record, the third-ranked Irish somehow knew they needed to prove they could go toe to toe with the Connecticut and Tennessees of the women's hoops world before they would be viewed as serious contenders for the NCAA crown that eight previous times had gone to the Huskies or the Vols.

And so they did just that.

On a Martin Luther King Day afternoon in the Joyce Center on the Notre Dame campus, the Irish recorded a victory that registered much stronger on the Richter scale than anything else they'd ever accomplished in women's basketball.

They didn't just beat Connecticut, they led wire to wire. They didn't just sneak by, by a point or two, they dominated the game from start to finish, led by a singular performance by Riley, who finished with 29 points and 12 rebounds.

They might have used Siemon's bandaged hand as an excuse. Instead, the senior forward became that day's poster child for determination, as she gutted out a 15-point, eight-rebound, five-assist effort.

That day put Notre Dame women's basketball on the map like no other game had. It earned the Irish the number-one ranking, it lit up the number-one sign on top of Grace Hall — and it prompted the raising of the number-one flag in front of the Joyce Center.

Being first marked a first for the Irish women. Longtime Irish athletic observers called it one of the most uplifting sports moments seen at Notre Dame in some time.

McGraw's crew ran its winning streak to 23 before a one-point road loss at Rutgers and a two-point BIG EAST Tournament championship game loss at Connecticut. That sent Notre Dame into the NCAA Championship as one of four number-one seeds (Connecticut, Tennessee and Duke were the others).

Ironically, the two defeats might have steeled the Irish for what was to come in March. They found at Rutgers that even when you out-shoot (the Scarlet Knights shot only 33 percent) and out-rebound your opponent, 50 percent free-throw shooting (11 of 22) can prove to be your undoing.

And even in the loss on Connecticut's floor on a last-gasp shot in the conference tourney finale, they proved they could play at a frenetic pace (Connecticut led 52-46 at half) in a hostile environment and survive impressively. Despite the loss, the game further cemented the notion in the heads of the Irish that they could compete with the Huskies. All of a sudden, the Irish appeared as likely a team as any other to win it all.



Kelley Siemon (#50), Ruth Riley (#00), Alicia Ratay (#22) and Niele Ivey (#33) celebrate Notre Dame's first NCAA championship after Purdue's Katie Douglas missed a potential game-tying shot at the buzzer.

Meanwhile, the bandwagon grew bigger by the day. Thanks to sellout crowds at the Joyce Center for the Connecticut and Georgetown home dates, and including nine of the top 15 crowds in Irish women's basketball history during the 2000-01 campaign, Notre Dame finished 10th in the country in home attendance at 6,376 per game.

The Irish breezed through their first two NCAA tests, playing for the second straight season on their home floor for the first two rounds. Against 16th-seeded Alcorn State in the first round, a 19-1 run at the end of the first half enabled Notre Dame to double the score by halftime (47-23), with Riley required for only 20 minutes of play (she hit all six shots for 16 points) in the 98-49 win. The Irish were nearly as dominant two nights later in an 88-54 triumph over Michigan.

Next, it was on to the Midwest Regional in Denver. In the semifinals, Riley notched 12 of Notre Dame's first 13 second-half points as the Irish prevailed 69-54 against defense-minded Utah. Then came a stretch in which Notre Dame displayed a resiliency never before seen by an NCAA champion in women's basketball.

The Irish had been so dominant throughout the season they trailed only four percent of the time in their games. They averaged a 14-point halftime lead during the season. But, in none of the final three games of the NCAA Championship did Notre Dame hold the lead at halftime. The Irish became the first team to win an NCAA crown in women's basketball by overcoming double-digit deficits in both the semifinal and championship games.

Against Vanderbilt in the regional final, there were more than enough storylines to go around with McGraw facing her former mentor in Commodore coach Jim Foster — and first-team All-America center Riley going up against Vanderbilt's second-team All-America center, Chantelle Anderson. The Irish broke out of a 40-40 halftime tie, with Riley scoring 11 straight points after Anderson fouled out (and 22 overall in the second half on her way to a season-high 32) to pave the way for a 72-64 triumph.

Now on to the NCAA Final Four for the second time in five years, the Irish headed for Ivey's hometown of St. Louis where the Savvis Center would be home to the women's basketball championship. The semifinal matchup between top-rated Connecticut and second-rated Notre Dame provided a turnaround that proved absolutely spellbinding.

The Irish never led early on, facing deficits of 6-0, 23-10, 44-31 and as many as 16 points at 47-31. Riley played only 12 minutes in the first half after picking up a second foul and had only three points at intermission. Ivey kept her team somewhere in range with a dozen points in the first 20 minutes. An Asjha Jones jumper at the 19:13 mark of the second session made it 54-39 for the Huskies — and from there the Irish went to work with a vengeance.

An 11-2 Notre Dame run pulled McGraw's troops within a bucket by the 14:37 mark — and Alicia Ratay's three-pointer gave the Irish their first lead of the night at 61-59. Then, from the time Notre Dame trailed 65-63, the Irish used a 16-1 run to take a commanding 79-66 advantage that held up for a final 90-75 margin. The Irish set a Final Four and Notre Dame record for three-point percentage by hitting eight of 11 (.727) from long range. Notre Dame ended the top-ranked team's season by outscoring Connecticut, 53-26 in the second half.

The comeback in the championship game against downstate rival Purdue was slightly less profound, but no less significant considering the stakes. Purdue ran out to 16-5 and 19-7 advantages, but the Irish clawed back and scored the first eight points of the second half to take their first lead at 34-32. Purdue held leads most of the rest of the way (including an eight-point bulge with 12 minutes remaining) until Riley's inside bucket tied the contest at 66 with 1:01 left on the clock. After Shereka Wright missed for Purdue, the Irish called timeout with 25 seconds remaining.

Siemon then did what most of the crowd of 20,551 expected. She made an entry pass to Riley, and with 5.8 seconds left, freshman Wright fouled Riley and sent her

to the line for two shots. The national player of the year showed why she merited that honor, hitting both attempts for a 66-66 Notre Dame lead. That left her with 28 points, 13 rebounds and seven blocked shots — an effort that earned her the most outstanding player designation for the Final Four.

Purdue's Katie Douglas had one final chance, but as her last-gasp shot bounced off the rim, the celebration began — as the purple, pink and gold streamers surrounded a giddy cast of Irish players and coaches. The 22nd national championship in Notre Dame athletic history hardly could have come in more dramatic fashion. The Irish led for only 1:18 of the 40 minutes. Erica Haney slashed her way to 13 points, Ivey added 12 and Siemon chipped in with 10 to complement Riley.

Years from now, Ruth Riley will remember the tears and the hugs and the euphoria of those precious seconds after victory was secured — and she'll try to put them in perspective.

Niele Ivey will thank her lucky stars that uncontrollable injuries left her in position to star on the 2000-01 squad.

Muffet McGraw will wonder where her coaching road might have taken her if she'd never accepted Gene Corrigan's invitation.

And Kelley Siemon will laugh at the idea anyone even considered that a broken bone in her hand might keep her from helping Notre Dame to its first-ever women's basketball national championship.

In a season that will leave behind a remarkable glow for some time to come at Notre Dame, the 2000-01 Irish were as good as gold.

Notre Dame 68 • Purdue 66
(National Championship Game)

April 1, 2001
Savvis Center (St. Louis, Mo.)

Purdue	3-pt			REB	PF	TP	A	TO	B	ST	Min
	FG-A	FG-A	FT-A								
Shelica Hums	7-13	0-0	3-5	4-3-7	0	17	0	2	1	1	39
Shereka Wright	6-15	2-4	3-5	2-2-4	2	17	0	2	1	1	34
Camille Cooper	3-9	0-0	0-0	1-5-6	6	6	2	2	2	1	23
Kelly Komara	3-9	2-5	0-0	0-2-2	1	8	2	1	0	1	37
Katie Douglas	6-15	3-6	3-3	1-6-7	2	18	5	6	0	5	40
Lindsay Hicks	0-0	0-0	0-0	0-0-0	0	0	0	0	0	0	0
Shinika Parks	0-3	0-2	0-0	1-1-2	1	0	1	1	0	0	12
Candi Crawford	0-2	0-0	0-2	3-1-4	4	0	2	1	0	1	11
Mary Jo Noon	0-1	0-0	0-0	0-0-0	2	0	0	0	0	0	3
Team				5-4-9				1			
TOTALS	25-67	7-17	9-15	17-24-41	16	66	12	16	4	10	200

Notre Dame	3-pt			REB	PF	TP	A	TO	B	ST	Min
	FG-A	FG-A	FT-A								
Erica Haney	6-11	0-0	1-2	1-4-5	3	13	2	0	1	1	35
Kelley Siemon	5-11	0-0	0-0	2-7-9	3	10	6	7	0	0	40
Ruth Riley	9-13	0-0	10-14	6-7-13	3	28	1	3	7	0	35
Alicia Ratay	1-6	1-4	0-0	0-4-4	4	3	2	1	0	1	25
Niele Ivey	5-13	0-4	2-3	1-4-5	0	12	4	4	1	6	40
Jeneka Joyce	0-2	0-2	0-0	0-1-2	1	2	1	0	0	0	20
Amanda Barksdale	0-1	0-0	0-0	1-1-2	1	0	0	1	0	0	8
Team				0-0-0							
TOTALS	26-56	1-10	15-21	27-38	14	68	16	15	11	8	200

SCORE BY PERIODS			
	1	2	F
Purdue	32	34	66
Notre Dame	26	42	68

Officials: Sally Bell, Scott Yarbrough, Lisa Mattingly; Attendance: 20,551

THIS IS NOTRE DAME

2015-16 SEASON PREVIEW

THE FIGHTING IRISH

COACHES AND STAFF

OPPONENTS

2014-15 SEASON IN REVIEW

RECORDS

HISTORY

Points

- 36 Beth Morgan vs. Alabama, 3/22/97 (East Regional Semifinal at Columbia, S.C.)
- 35 Charel Allen vs. Oklahoma, 3/25/08 (Oklahoma City Region Second Round at West Lafayette, Ind.)
- 32 Ruth Riley vs. Vanderbilt, 3/26/01 (Midwest Regional Final at Denver, Colo.)
- 31 Skylar Diggins vs. Vermont, 3/23/10 (Kansas City Region Second Round at Notre Dame, Ind.)

Rebounds

- 16 Katryna Gaither vs. George Washington, 3/24/97 (East Regional Final at Columbia, S.C.)
- 15 Natalie Achonwa vs. Baylor, 3/31/14 (Notre Dame Regional Final at Notre Dame, Ind.)
- 14 four times (MR: Natalie Achonwa at Iowa, 3/26/13 (Norfolk Region Second Round at Iowa City, Iowa))

Assists

- 12 Skylar Diggins vs. Oklahoma, 3/26/11 (Dayton Regional Semifinal at Dayton, Ohio)
- 11 Skylar Diggins vs. Maryland, 3/27/12 (Raleigh Regional Final at Raleigh, N.C.)
- 11 Mollie Peirick at Texas Tech, 3/15/98 (Midwest Region Second Round at Lubbock, Texas)
- 11 Mollie Peirick vs. Alabama, 3/22/97 (East Regional Semifinal at Columbia, S.C.)
- 9 five times (MR: Kayla McBride vs. Arizona State, 3/24/14 (Notre Dame Region Second Round at Toledo, Ohio))

Blocks

- 7 Devereaux Peters vs. California, 3/20/12 (Raleigh Region Second Round at Notre Dame, Ind.)
- 7 Ruth Riley vs. Purdue, 4/1/01 (National Championship Game at St. Louis, Mo.)
- 5 four times (MR: Natalie Achonwa vs. Oklahoma State, 3/29/14 (Notre Dame Region Semifinal at Notre Dame, Ind.))

Steals

- 7 Skylar Diggins vs. Vermont, 3/23/10 (Kansas City Region Second Round at Notre Dame, Ind.)
- 7 Niele Ivey vs. Southwest Missouri State, 3/13/98 (Midwest Region First Round at Lubbock, Texas)
- 6 five times (MR: Skylar Diggins vs. Oklahoma, 3/28/10 (Kansas City Regional Semifinal at Kansas City, Mo.))

Field-Goals Made

- 13 Skylar Diggins vs. Vermont, 3/23/10 (Kansas City Region Second Round at Notre Dame, Ind.)
- 13 Jacqueline Batteast vs. Middle Tennessee, 3/23/04 (East Region Second Round at Notre Dame, Ind.)

- 13 Beth Morgan vs. Alabama, 3/22/97 (East Regional Semifinal at Columbia, S.C.)
- 12 three times (MR: Kayla McBride vs. Maryland, 4/6/14 (National Semifinal at Nashville, Tenn.))

Field-Goals Attempted

- 27 Jewell Loyd vs. Baylor, 3/31/14 (Notre Dame Regional Final at Notre Dame, Ind.)
- 24 Jewell Loyd vs. South Carolina, 4/5/15 (National Semifinal at Tampa, Fla.)
- 23 Lindsay Schrader vs. Boston College, 3/19/06 (Albuquerque Region First Round at West Lafayette, Ind.)
- 22 Jacqueline Batteast vs. Penn State, 3/27/04 (East Regional Semifinal at Hartford, Conn.)
- 22 Beth Morgan vs. Alabama, 3/22/97 (East Regional Semifinal at Columbia, S.C.)

Field-Goal Percentage (min. 6 made)

- 1.000 (8-8) Rosanne Bohman at Texas, 3/17/97 (East Region Second Round at Austin, Texas)
- 1.000 (6-6) Ruth Riley vs. Alcorn State, 3/17/01 (Midwest Region First Round at Notre Dame, Ind.)
- .875 (7-8) Ruth Riley vs. San Diego, 3/17/00 (Midwest Region First Round at Notre Dame, Ind.)
- .857 (6-7) Michaela Mabrey vs. Robert Morris, 3/22/14 (Notre Dame Region First Round at Toledo, Ohio)**
- .818 (9-11) Katryna Gaither at Texas Tech, 3/17/96 (Midwest Region Second Round at Lubbock, Texas)

Three-Point Field-Goals Made

- 6 Brittany Mallory vs. Oklahoma, 3/26/11 (Dayton Regional Semifinal at Dayton, Ohio)
- 6 Sheila McMillen vs. Purdue, 3/21/98 (Midwest Regional Semifinal at Lubbock, Texas)
- 6 Beth Morgan vs. Alabama, 3/22/97 (East Regional Semifinal at Columbia, S.C.)
- 5 **Michaela Mabrey vs. DePaul, 3/22/15 (Oklahoma City Region Second Round at Notre Dame, Ind.)**
- 4 **12 times (MR: Michaela Mabrey vs. Baylor, 3/29/15 (Oklahoma City Regional Final at Oklahoma City, Okla.))**

Three-Point Field-Goals Attempted

- 11 Beth Morgan at Texas Tech, 3/17/96 (Midwest Region Second Round at Lubbock, Texas)
- 10 four times (MR: Brittany Mallory vs. Oklahoma, 3/26/11 (Dayton Regional Semifinal at Dayton, Ohio))

Three-Point Field-Goal Percentage (min. 3 made)

- 1.000 (4-4) **Michaela Mabrey vs. Baylor, 3/29/15 (Oklahoma City Regional Final at Oklahoma City, Okla.)**
- 1.000 (3-3) **Michaela Mabrey vs. Connecticut, 4/7/15 (National Championship Game at Tampa, Fla.)**
- 1.000 (3-3) Natalie Novosel vs. Temple, 3/21/11 (Dayton Region Second Round at Salt Lake City, Utah)
- 1.000 (3-3) Charel Allen vs. Oklahoma, 3/25/08 (Oklahoma City Region Second Round at West Lafayette, Ind.)
- .800 (4-5) three times (MR: Michaela Mabrey vs. Robert Morris, 3/22/14 (Notre Dame Region First Round at Toledo, Ohio))**

Free-Throws Made

- 18 Natalie Novosel vs. California, 3/20/12 (Raleigh Region Second Round at Notre Dame, Ind.)
- 14 Beth Morgan at Texas, 3/17/97 (East Region Second Round at Austin, Texas)
- 12 Charel Allen vs. Oklahoma, 3/25/08 (Oklahoma City Region Second Round at West Lafayette, Ind.)
- 10 four times (MR: Ruth Riley vs. Purdue, 4/1/01 (National Championship Game at St. Louis, Mo.))

Free-Throws Attempted

- 20 Natalie Novosel vs. California, 3/20/12 (Raleigh Region Second Round at Notre Dame, Ind.)
- 18 Beth Morgan at Texas, 3/17/97 (East Region Second Round at Austin, Texas)
- 14 Ruth Riley vs. Purdue, 4/1/01 (National Championship Game at St. Louis, Mo.)
- 13 Michelle Marciniak at UCLA, 3/18/92 (Midwest Region First Round at Los Angeles, Calif.)
- 12 four times (MR: Natalie Achonwa vs. Arizona State, 3/24/14 (Notre Dame Region Second Round at Toledo, Ohio))

Free-Throw Percentage (min. 8 made)

- 1.000 (12-12) Charel Allen vs. Oklahoma, 3/25/08 (Oklahoma City Region Second Round at West Lafayette, Ind.)
- 1.000 (10-10) Beth Morgan vs. Alabama, 3/22/97 (East Regional Semifinal at Columbia, S.C.)
- 1.000 (8-8) Becca Bruszewski vs. Temple, 3/21/11 (Dayton Region Second Round at Salt Lake City, Utah)
- 1.000 (8-8) Niele Ivey vs. Connecticut, 3/30/01 (National Semifinal at St. Louis, Mo.)
- 1.000 (8-8) Katryna Gaither vs. Tennessee, 3/28/97 (National Semifinal at Cincinnati, Ohio)



Team NCAA Championship Records



Most Points (Game)

- 98 vs. Alcorn State, 3/17/01 (Midwest Region First Round at Notre Dame, Ind.)
- 97 vs. Tennessee-Martin, 3/24/13 (Norfolk Region First Round at Iowa City, Iowa)
- 95 vs. George Washington, 3/19/00 (Midwest Region Second Round at Notre Dame, Ind.)
- 93 three times (MR: vs. Robert Morris, 3/22/14 (Notre Dame Region First Round at Toledo, Ohio))

Most Points (One Half)

- 56 (2nd) vs. Duke, 4/2/13 (Norfolk Regional Final at Norfolk, Va.)
- 55 (2nd) vs. Alabama, 3/22/97 (East Regional Semifinal at Columbia, S.C.)
- 53 (2nd) vs. Kansas, 3/31/13 (Norfolk Regional Semifinal at Norfolk, Va.)
- 53 (2nd) vs. Connecticut, 3/30/01 (National Semifinal at St. Louis, Mo.)
- 52 (2nd) four times (MR: vs. Arizona State, 3/24/14 (Notre Dame Region Second Round at Toledo, Ohio))

Fewest Points (Game)

- 47 vs. Purdue, 3/30/03 (East Regional Semifinal at Dayton, Ohio)
- 49 vs. Penn State, 3/27/04 (East Regional Semifinal at Hartford, Conn.)
- 50 at Tennessee, 3/17/02 (Midwest Region Second Round at Knoxville, Tenn.)
- 51 vs. North Carolina, 3/20/07 (Dallas Region Second Round at Pittsburgh, Pa.)
- 53 vs. Connecticut, 4/7/15 (National Championship Game at Tampa, Fla.)

Fewest Points (One Half)

- 18 (1st) vs. Purdue, 3/30/03 (East Regional Semifinal at Dayton, Ohio)
- 20 (2nd) vs. Connecticut, 4/8/14 (National Championship Game at Nashville, Tenn.)
- 22 (1st) vs. Penn State, 3/27/04 (East Regional Semifinal at Hartford, Conn.)
- 23 (2nd) four times (MR: 1st vs. Connecticut, 4/7/15 (National Championship Game at Tampa, Fla.))

Rebounds

- 62 vs. Alcorn State, 3/17/01 (Midwest Region First Round at Notre Dame, Ind.)
- 54 vs. George Washington, 3/19/00 (Midwest Region Second Round at Notre Dame, Ind.)
- 53 vs. George Washington, 3/24/97 (East Regional Final at Columbia, S.C.)
- 51 vs. DePaul, 3/22/15 (Oklahoma City Region Second Round at Notre Dame, Ind.)
- 51 vs. Memphis, 3/15/97 (East Region First Round at Austin, Texas)

Assists

- 26 vs. Tennessee-Martin, 3/24/13 (Norfolk Region First Round at Iowa City, Iowa)
- 25 five times (MR: vs. Duke, 4/2/13 (Norfolk Regional Final at Norfolk, Va.))

Blocks

- 11 vs. Purdue, 4/1/01 (National Championship Game at St. Louis, Mo.)
- 10 vs. Oklahoma State, 3/29/14 (Notre Dame Regional Semifinal at Notre Dame, Ind.)
- 9 vs. Arizona State, 3/21/05 (Tempe Region Second Round at Fresno, Calif.)
- 9 vs. Purdue, 3/30/03 (East Regional Semifinal at Dayton, Ohio)
- 8 six times (MR: vs. Kansas, 3/31/13 (Norfolk Regional Semifinal at Norfolk, Va.))

Steals

- 20 vs. Southwest Missouri State, 3/13/98 (Midwest Region First Round at Lubbock, Texas)
- 19 vs. Vermont, 3/23/10 (Kansas City Region Second Round at Notre Dame, Ind.)
- 17 vs. Arizona State, 3/21/05 (Tempe Region Second Round at Fresno, Calif.)
- 16 vs. Arizona, 3/23/03 (East Region First Round at Manhattan, Kan.)
- 16 vs. Purdue, 3/15/96 (Midwest Region First Round at Lubbock, Texas)

Field-Goals Made

- 38 vs. Robert Morris, 3/22/14 (Notre Dame Region First Round at Toledo, Ohio)
- 36 vs. Alcorn State, 3/17/01 (Midwest Region First Round at Notre Dame, Ind.)
- 35 vs. Memphis, 3/15/97 (East Region First Round at Austin, Texas)
- 34 vs. Oklahoma State, 3/29/14 (Notre Dame Regional Semifinal at Notre Dame, Ind.)
- 34 vs. Michigan, 3/19/01 (Midwest Region Second Round at Notre Dame, Ind.)

Field-Goals Attempted

- 74 vs. Connecticut, 4/7/13 (National Semifinal at New Orleans, La.)
- 72 vs. Connecticut, 4/1/12 (National Semifinal at Denver, Colo.)
- 71 at UCLA, 3/18/92 (Midwest Region First Round at Westwood, Calif.)
- 70 vs. Southwest Missouri State, 3/21/04 (East Region First Round at Notre Dame, Ind.)
- 69 vs. SMU, 3/23/08 (Oklahoma City Region First Round at West Lafayette, Ind.)

Field-Goal Percentage (min. 20 made)

- .636 (28-44) vs. San Diego, 3/17/00 (Midwest Region First Round at Notre Dame, Ind.)
- .623 (33-53) vs. Montana, 3/20/15 (Oklahoma City Region First Round at Notre Dame, Ind.)
- .594 (38-64) vs. Robert Morris, 3/22/14 (Notre Dame Region First Round at Toledo, Ohio)
- .593 (32-54) vs. Alabama, 3/22/97 (East Regional Semifinal at Columbia, S.C.)
- .558 (29-52) vs. Vanderbilt, 3/26/01 (Midwest Regional Final at Denver, Colo.)

Three-Point Field-Goals Made

- 10 vs. Robert Morris, 3/22/14 (Notre Dame Region First Round at Toledo, Ohio)
- 9 vs. Duke, 4/2/13 (Norfolk Regional Final at Norfolk, Va.)
- 9 vs. Oklahoma, 3/26/11 (Dayton Regional Semifinal at Dayton, Ohio)
- 8 four times (MR: vs. Connecticut, 3/30/01 (National Semifinal at St. Louis, Mo.))

Three-Point Field-Goals Attempted

- 23 vs. Southwest Missouri State, 3/21/04 (East Region First Round at Notre Dame, Ind.)
- 20 at Texas Tech, 3/17/96 (Midwest Region Second Round at Lubbock, Texas)
- 19 vs. Connecticut, 4/8/14 (National Championship Game at Nashville, Tenn.)
- 18 five times (MR: vs. Robert Morris, 3/22/14 (Notre Dame Region First Round at Toledo, Ohio))

Three-Point Field-Goal Percentage (min. 5 made)

- .750 (8-12) vs. Alabama, 3/22/97 (East Regional Semifinal at Columbia, S.C.)
- .714 (5-7) vs. Baylor, 3/29/15 (Oklahoma City Regional Final at Oklahoma City, Okla.)
- .727 (8-11) vs. Connecticut, 3/30/01 (National Semifinal at St. Louis, Mo.)

Free-Throws Made

- 33 vs. George Washington, 3/19/00 (Midwest Region Second Round at Notre Dame, Ind.)
- 30 vs. Baylor, 3/31/14 (Notre Dame Regional Final at Notre Dame, Ind.)
- 28 vs. Connecticut, 3/30/01 (National Semifinal at St. Louis, Mo.)
- 26 vs. California, 3/20/12 (Raleigh Region Second Round at Notre Dame, Ind.)
- 25 three times (MR: vs. Arizona State, 3/24/14 (Notre Dame Region Second Round at Toledo, Ohio))

Free-Throws Attempted

- 45 vs. George Washington, 3/19/00 (Midwest Region Second Round at Notre Dame, Ind.)
- 36 vs. Connecticut, 3/30/01 (National Semifinal at St. Louis, Mo.)
- 36 vs. San Diego, 3/17/00 (Midwest Region First Round at Notre Dame, Ind.)
- 33 twice (MR: vs. Baylor, 3/31/14 (Notre Dame Regional Final at Notre Dame, Ind.))

Free-Throw Percentage (min. 15 made)

- .950 (19-20) vs. Tennessee-Martin, 3/24/13 (Norfolk Region First Round at Iowa City, Iowa)
- .917 (22-24) vs. Oklahoma, 3/25/08 (Oklahoma City Region Second Round at West Lafayette, Ind.)
- .909 (30-33) vs. Baylor, 3/31/14 (Notre Dame Regional Final at Notre Dame, Ind.)
- .882 (15-17) vs. Oklahoma, 3/28/10 (Kansas City Regional Semifinal at Kansas City, Mo.)
- .880 (22-25) at UCLA, 3/18/92 (Midwest Region First Round at Westwood, Calif.)

THIS IS NOTRE DAME

2015-16 SEASON PREVIEW

THE FIGHTING IRISH

COACHES AND STAFF

OPPONENTS

2014-15 SEASON IN REVIEW

RECORDS

HISTORY

Most Points (Individual): 37 by Heather Butler (UT-Martin), 3/24/13 (Norfolk Region First Round at Iowa City, Iowa)

Most Points (Team, Game): 92 by UCLA, 3/18/92 (Midwest Region First Round at Los Angeles, Calif.)

Most Points (Team, One Half): 56 (2nd) by UCLA, 3/18/92 (Midwest Region First Round at Los Angeles, Calif.)

Fewest Points (Team, Game): 35 by St. Bonaventure, 3/25/12 (Raleigh Regional Semifinal at Raleigh, N.C.)

Fewest Points (Team, One Half): 11 by New Mexico, 3/17/02 (Midwest Region First Round at Knoxville, Tenn.)

Most Rebounds (Individual): 17 by Kelly Schumacher (Connecticut), 3/30/01 (National Semifinal at St. Louis, Mo.)

Most Rebounds (Team): 64 by UCLA, 3/18/92 (Midwest Region First Round at Los Angeles, Calif.)

Most Assists (Individual): 13, twice (MR: by Angel Goodrich (Kansas), 3/31/13 (Norfolk Regional Semifinal at Norfolk, Va.))

Most Assists (Team): 25 by Connecticut, 4/8/14 (National Championship Game at Nashville, Tenn.)

Most Blocks (Individual): 6 by Tajama Abraham (George Washington), 3/24/97 (East Regional Final at Columbia, S.C.)

Most Blocks (Team): 9 by North Carolina, 3/20/07 (Dallas Region Second Round at Pittsburgh, Pa.)

Most Steals (Individual): 7 by Courtney Pilypaitis (Vermont), 3/23/10 (Kansas City Region Second Round at Notre Dame, Ind.)

Most Steals (Team): 17 by George Washington, 3/19/00 (Midwest Region Second Round at Notre Dame, Ind.)

Most Field Goals Made (Individual): 14 by Maya Moore (Connecticut), 4/3/11 (National Semifinal at Indianapolis, Ind.)

Most Field Goals Made (Team): 34, three times (MR: by Connecticut, 4/8/14 (National Championship Game at Nashville, Tenn.))

Fewest Field-Goals Made (Team): 9 by St. Bonaventure, 3/25/12 (Raleigh Regional Semifinal at Raleigh, N.C.)

Most Field-Goals Attempted (Individual): 30 by Maya Moore (Connecticut), 4/3/11 (National Semifinal at Indianapolis, Ind.)

Most Field-Goals Attempted (Team): 83 by UCLA, 3/18/92 (Midwest Region First Round at Los Angeles, Calif.)

Fewest Field-Goals Attempted (Team): 42 by Liberty, 3/18/12 (Raleigh Region First Round at Notre Dame, Ind.)

Highest Field-Goal Percentage (Individual - min. 6 made): .900 (9-10) by Nicole Griffin (Oklahoma), 3/26/11 (Dayton Regional Semifinal at Dayton, Ohio)

Highest Field-Goal Percentage (Team - min. 20 made): .547 (29-53) by Texas A&M, 4/5/11 (National Championship Game at Indianapolis, Ind.)

Lowest Field-Goal Percentage (Team): .188 (9-48) by St. Bonaventure, 3/25/12 (Raleigh Regional Semifinal at Raleigh, N.C.)

Most Three-Point Field Goals Made (Individual): 7 by Laurie Koehn (Kansas State), 3/25/03 (East Region Second Round at Manhattan, Kan.)

Most Three-Point Field Goals Made (Team): 10 by DePaul, 3/22/15 (Oklahoma City Region Second Round at Notre Dame, Ind.)

Fewest Three-Point Field Goals Made (Team): 0, twice (MR: by Iowa, 3/26/13 (Norfolk Region Second Round at Iowa City, Iowa))

Most Three-Point Field Goals Attempted (Individual): 17 by Laurie Koehn (Kansas State), 3/25/03 (East Region Second Round at Manhattan, Kan.)

Most Three-Point Field Goals Attempted (Team): 41 by Alcorn State, 3/17/01 (Midwest Region First Round at Notre Dame, Ind.)

Fewest Three-Point Field Goals Attempted (Team): 5 by UCLA, 3/18/92 (Midwest Region First Round at Los Angeles, Calif.)

Highest Three-Point Field Goal Percentage (Individual - min. 3 made): .750 (3-4), four times (MR: by Kristen McCarthy (Temple), 3/21/11 (Dayton Region Second Round at Salt Lake City, Utah))

Highest Three-Point Field Goal Percentage (Team - min. 5 made): .615 (8-13) by Temple, 3/21/11 (Dayton Region Second Round at Salt Lake City, Utah)

Lowest Three-Point Field Goal Percentage (Team): .000 (0-8) by Maryland, 3/27/12 (Raleigh Regional Final at Raleigh, N.C.)

Most Free-Throws Made (Individual): 12 by Candace Parker (Tennessee), 3/30/08 (Oklahoma City Regional Semifinal at Oklahoma City, Okla.)

Most Free-Throws Made (Team): 29 by Boston College, 3/19/06 (Albuquerque Region First Round at West Lafayette, Ind.)

Fewest Free-Throws Made (Team): 3, twice (MR: by Montana, 3/20/15, Oklahoma City Region First Round at Notre Dame, Ind.)

Most Free-Throws Attempted (Individual): 17 by Candace Parker (Tennessee), 3/30/08 (Oklahoma City Regional Semifinal at Oklahoma City, Okla.)

Most Free-Throws Attempted (Team): 36 by Boston College, 3/19/06 (Albuquerque Region First Round at West Lafayette, Ind.)

Fewest Free-Throws Attempted (Team): 5, twice (MR: by Montana, 3/20/15, Oklahoma City Region First Round at Notre Dame, Ind.)

Highest Free-Throw Percentage (Individual - min. 6 made): 1.000 (8-8) by Adrienne Thomas (Arizona State), 3/24/14 (Notre Dame Region Second Round at Toledo, Ohio))

Highest Free-Throw Percentage (Team - min. 15 made): .905 (19-21) by Connecticut, 4/7/13 (National Semifinal at New Orleans, La.)

Lowest Free-Throw Percentage (Team): .300 (3-10) by George Washington, 3/24/97 (East Regional Final at Columbia, S.C.)



Lindsay Allen was named the Most Outstanding Player of the 2015 NCAA Oklahoma City Regional after scoring 23 points and dishing out seven assists in a 77-68 win over No. 5/6 Baylor in the regional title game.

ADRIAN

Adrian leads 1-0
Home: 0-0, Away: 0-0, Neutral: 0-1

Date	Site	Score
3/7/80	Upland, Ind. *	L 59-73

* - AIAW Midwest Regional

AKRON

Notre Dame leads 1-0
Home: 1-0, Away: 0-0, Neutral: 0-0

Date	Site	Score
11/11/11	Notre Dame, Ind. *	W 81-61

* - Preseason WNIT (First Round)

ALABAMA

Alabama leads 3-1
Home: 0-1, Away: 0-1, Neutral: 1-1

Date	Site	Score
1/16/83	Notre Dame, Ind.	L 56-71
2/13/85	Tuscaloosa, Ala.	L 62-67
12/3/94	Irvine, Calif. *	L 87-105
3/22/97	Columbia, S.C. !	W 87-71

* - UCI/Newport Beach Marriott Classic
 ! - NCAA Championship (Regional Semifinal)

ALABAMA A&M

Notre Dame leads 1-0
Home: 0-0, Away: 0-0, Neutral: 1-0

Date	Site	Score
12/19/12	Las Vegas, Nev. *	W 100-39

* - World Vision Classic

ALASKA-ANCHORAGE

Notre Dame leads 1-0
Home: 0-0, Away: 1-0, Neutral: 0-0

Date	Site	Score
3/20/81	Anchorage, Alaska *	W 59-58

* - Northern Lights Tournament

ALCORN STATE

Notre Dame leads 1-0
Home: 1-0, Away: 0-0, Neutral: 0-0

Date	Site	Score
3/17/01	Notre Dame, Ind. *	W 98-49

* - NCAA Championship (First Round)

ARIZONA

Notre Dame leads 3-1
Home: 1-0, Away: 0-1, Neutral: 2-0

Date	Site	Score
12/3/88	Charlottesville, Va. *	W (ot) 85-81
11/20/00	Notre Dame, Ind.	W 95-65
11/24/01	Tucson, Ariz.	L 70-72
3/23/03	Manhattan, Kan. ^	W 59-47

* - Investors Women's Classic
 ^ - NCAA Championship (First Round)

ARIZONA STATE

Series tied 2-2
Home: 0-0, Away: 1-1, Neutral: 1-1

Date	Site	Score
1/27/83	Tempe, Ariz.	L 57-82
12/7/02	Tempe, Ariz. *	W 81-52
3/21/05	Fresno, Calif. ^	L 61-70
3/24/14	Toledo, Ohio ^	W 84-67

* - AstraZeneca Hoops for the Cure Classic II
 ^ - NCAA Championship (Second Round)

ARKANSAS-PINE BLUFF

Notre Dame leads 1-0
Home: 1-0, Away: 0-0, Neutral: 0-0

Date	Site	Score
11/15/09	Notre Dame, Ind.	W 102-57

ARKANSAS STATE

Notre Dame leads 1-0
Home: 0-0, Away: 0-0, Neutral: 1-0

Date	Site	Score
12/17/05	Las Vegas, Nev. *	W 77-54

* - Duel in the Desert

ARMY

Notre Dame leads 1-0
Home: 1-0, Away: 0-0, Neutral: 0-0

Date	Site	Score
11/26/01	Notre Dame, Ind.	W 89-57

AUBURN

Notre Dame leads 1-0
Home: 0-0, Away: 0-0, Neutral: 1-0

Date	Site	Score
11/14/03	Boulder, Colo. *	W 77-64

* - WBCA Classic

AUGUSTANA

Notre Dame leads 1-0
Home: 1-0, Away: 0-0, Neutral: 0-0

Date	Site	Score
1/13/83	Notre Dame, Ind.	W 87-66

BALL STATE

Ball State leads 2-1
Home: 1-0, Away: 0-1, Neutral: 0-1

Date	Site	Score
2/11/81	Muncie, Ind.	L 61-79
3/6/81	Bloomington, Ind. *	L 69-76
1/28/82	Notre Dame, Ind.	W 60-57

* - AIAW State Tournament

BAYLOR

Baylor leads 4-2
Home: 1-1, Away: 0-2, Neutral: 1-1

Date	Site	Score
12/1/10	Waco, Texas	L 65-76
11/20/11	Waco, Texas *	L 81-94
4/3/12	Denver, Colo. !	L 61-80
12/5/12	Notre Dame, Ind.	L 61-73
3/31/14	Notre Dame, Ind. ^	W 88-69
3/29/15	Oklahoma City, Okla. ^	W 77-68

* - Preseason WNIT (Championship)
 ! - NCAA Championship (National Championship)
 ^ - NCAA Championship (Regional Final)

BOSTON COLLEGE

Notre Dame leads 16-5
Home: 10-0, Away: 6-4, Neutral: 0-1

Date	Site	Score
12/30/83	Chestnut Hill, Mass. *	L 55-59
1/6/96	Notre Dame, Ind.	W 80-51
1/7/97	Chestnut Hill, Mass.	W 61-57
2/12/97	Notre Dame, Ind.	W 91-64
1/17/98	Chestnut Hill, Mass.	L 76-78
12/30/98	Chestnut Hill, Mass.	L 65-78
2/3/99	Notre Dame, Ind.	W 74-59
2/5/00	Notre Dame, Ind.	W 72-59
2/3/01	Chestnut Hill, Mass.	W 81-65
2/10/02	Notre Dame, Ind.	W 60-44
1/29/03	Chestnut Hill, Mass.	L 48-76
1/31/04	Notre Dame, Ind.	W 52-50
2/2/05	Notre Dame, Ind.	W 64-57
2/15/05	Chestnut Hill, Mass.	W 54-47
3/19/06	West Lafayette, Ind. #	L 61-78
11/24/07	Notre Dame, Ind.	W 88-58
11/23/08	Chestnut Hill, Mass.	W 102-54
1/9/14	Notre Dame, Ind.	W 95-53
12/3/14	Chestnut Hill, Mass.	W 82-61
1/11/15	Notre Dame, Ind.	W 104-58
2/8/15	Chestnut Hill, Mass.	W 89-56

* - Nike Christmas Classic
 # - NCAA Championship (First Round)

BOSTON UNIVERSITY

Boston University leads 1-0
Home: 0-1, Away: 0-0, Neutral: 0-0

Date	Site	Score
1/19/86	Notre Dame, Ind.	L 72-74

BOWLING GREEN

Notre Dame leads 4-0
Home: 2-0, Away: 2-0, Neutral: 0-0

Date	Site	Score
11/26/95	Notre Dame, Ind.	W 92-67
11/23/96	Bowling Green, Ohio	W 85-70
11/13/06	Notre Dame, Ind.	W (ot) 85-81
12/5/07	Bowling Green, Ohio	W (ot) 86-84

BRADLEY

Notre Dame leads 1-0
Home: 0-0, Away: 1-0, Neutral: 0-0

Date	Site	Score
2/18/83	Peoria, Ill.	W 68-57

BRIGHAM YOUNG

Notre Dame leads 1-0
Home: 0-0, Away: 0-0, Neutral: 1-0

Date	Site	Score
12/5/87	Green Bay, Wis. *	W 81-69

* - Phoenix Classic

BROWN

Notre Dame leads 1-0
Home: 0-0, Away: 1-0, Neutral: 0-0

Date	Site	Score
12/5/93	Providence, R.I. *	W 58-54

* - Brown PowerBar Tournament

THIS IS NOTRE DAME

2015-16 SEASON PREVIEW

THE FIGHTING IRISH

COACHES AND STAFF

OPPONENTS

2014-15 SEASON IN REVIEW

RECORDS

HISTORY

BUTLER

Notre Dame leads 20-6
Home: 11-3, Away: 7-3, Neutral: 2-0

Date	Site	Score
12/1/80	Notre Dame, Ind.	L 51-60
12/10/81	Indianapolis, Ind.	L 58-67
12/2/82	Notre Dame, Ind.	W 80-73
1/30/85	Indianapolis, Ind.	W 79-40
2/28/85	Notre Dame, Ind.	W 99-36
1/29/86	Indianapolis, Ind.	W 91-40
2/26/86	Notre Dame, Ind.	W 77-48
1/21/89	Indianapolis, Ind.	W 61-40
3/5/89	Notre Dame, Ind.	W 88-65
1/9/90	Notre Dame, Ind.	W 74-59
2/13/90	Indianapolis, Ind.	W 59-46
3/10/90	Dayton, Ohio *	W 67-66
1/7/91	Indianapolis, Ind.	W 80-64
2/12/91	Notre Dame, Ind.	W 94-62
3/9/91	Dayton, Ohio *	W 62-52
1/23/92	Indianapolis, Ind.	L 63-77
2/22/92	Notre Dame, Ind.	W 79-70
1/30/93	Indianapolis, Ind.	L 70-82
3/4/93	Notre Dame, Ind.	L 69-80
1/22/94	Notre Dame, Ind.	L 62-65
2/10/94	Indianapolis, Ind.	W 82-80
2/10/95	Notre Dame, Ind.	W 68-56
11/18/97	Notre Dame, Ind.	W 71-65
11/18/98	Indianapolis, Ind.	W 71-60
12/1/99	Notre Dame, Ind.	W 77-57
11/28/10	Notre Dame, Ind. #	W 85-54

* - MCC Tournament
 # - WBCA Classic

CALIFORNIA

Notre Dame leads 2-0
Home: 1-0, Away: 0-0, Neutral: 1-0

Date	Site	Score
3/18/07	Pittsburgh, Pa. *	W 62-59
3/20/12	Notre Dame, Ind. **	W 73-62

* - NCAA Championship (First Round)
 ** - NCAA Championship (Second Round)



Natalie Novosel set an NCAA Championship record by making 18 of 20 free-throws in Notre Dame's 73-62 second-round win over California in 2012 at Purcell Pavilion.

CANISIUS

Notre Dame leads 1-0
Home: 1-0, Away: 0-0, Neutral: 0-0

Date	Site	Score
11/27/07	Notre Dame, Ind.	W 93-47

CEDARVILLE

Notre Dame leads 1-0
Home: 0-0, Away: 0-0, Neutral: 1-0

Date	Site	Score
12/1/79	Upland, Ind. *	W 73-60

* - Taylor Invitational

CENTRAL FLORIDA

Notre Dame leads 3-0
Home: 1-0, Away: 2-0, Neutral: 0-0

Date	Site	Score
11/25/89	Orlando, Fla. *	W 81-61
12/29/09	Orlando, Fla.	W 85-52
12/20/11	Notre Dame, Ind.	W 90-38

* - Rotary Classic

CENTRAL MICHIGAN

Notre Dame leads 4-1
Home: 2-1, Away: 2-0, Neutral: 0-0

Date	Site	Score
12/21/83	Notre Dame, Ind.	L 69-72
11/10/06	Notre Dame, Ind.	W 88-66
11/20/07	Mount Pleasant, Mich.	W 94-41
11/29/12	Mount Pleasant, Mich.	W 72-63
12/22/13	Notre Dame, Ind.	W 106-72

CHARLOTTE

Notre Dame leads 2-0
Home: 0-0, Away: 2-0, Neutral: 0-0

Date	Site	Score
12/28/08	Charlotte, N.C.	W 68-61
12/20/09	Notre Dame, Ind.	W 90-31

CHATTANOOGA

Notre Dame leads 1-0
Home: 1-0, Away: 0-0, Neutral: 0-0

Date	Site	Score
11/21/14	Notre Dame, Ind.	W 88-53

CHICAGO

Notre Dame leads 1-0
Home: 0-0, Away: 1-0, Neutral: 0-0

Date	Site	Score
1/24/80	Chicago, Ill.	W 70-61

CHICAGO STATE

Notre Dame leads 2-0
Home: 0-0, Away: 0-0, Neutral: 2-0

Date	Site	Score
1/13/79	DeKalb, Ill. *	W 78-55
1/11/80	DeKalb, Ill. #	W 68-61

* - Northern Illinois Tournament
 # - Huskie Invitational

CINCINNATI

Notre Dame leads 9-0
Home: 5-0, Away: 4-0, Neutral: 0-0

Date	Site	Score
2/13/82	Notre Dame, Ind.	W 67-58
2/25/06	Cincinnati, Ohio	W (ot) 75-66
1/10/07	Notre Dame, Ind.	W 81-70
2/2/08	Cincinnati, Ohio	W 73-41
1/31/09	Notre Dame, Ind.	W 66-50
2/9/10	Cincinnati, Ohio	W 66-50
2/26/11	Notre Dame, Ind.	W 66-48
1/14/12	Cincinnati, Ohio	W 76-50
2/2/13	Notre Dame, Ind.	W 64-42

CLARK

Notre Dame leads 1-0
Home: 1-0, Away: 0-0, Neutral: 0-0

Date	Site	Score
11/1/78	Notre Dame, Ind.	W 81-51

CLEMSON

Notre Dame leads 2-0
Home: 1-0, Away: 0-0, Neutral: 0-0

Date	Site	Score
1/5/14	Notre Dame, Ind.	W 71-51
1/24/15	Clemson, S.C.	W 74-36

CLEVELAND STATE

Notre Dame leads 6-0
Home: 4-0, Away: 2-0, Neutral: 0-0

Date	Site	Score
1/20/87	Notre Dame, Ind.	W 85-68
2/17/88	Cleveland, Ohio	W 87-69
1/9/95	Notre Dame, Ind.	W 90-66
2/16/95	Cleveland, Ohio	W (ot) 83-79
11/26/02	Notre Dame, Ind.	W 107-65
3/21/10	Notre Dame, Ind. *	W 86-58

* - NCAA Championship (First Round)

COLORADO

Colorado leads 3-0
Home: 0-0, Away: 0-1, Neutral: 0-2

Date	Site	Score
12/6/86	Austin, Texas *	L 53-76
12/27/94	Seattle, Wash. #	L 70-91
11/15/03	Boulder, Colo. !	L (ot) 63-67

* - Texas Classic
 # - Seattle Times Husky Classic
 ! - WBCA Classic

COLORADO STATE

Notre Dame leads 3-1
Home: 2-0, Away: 1-1, Neutral: 0-0

Date	Site	Score
11/21/01	Fort Collins, Colo.	L 66-72
12/23/02	Notre Dame, Ind.	W 46-45
12/29/03	Fort Collins, Colo.	W 63-59
11/22/04	Notre Dame, Ind.	W 69-47

CONCORDIA

Notre Dame leads 1-0
Home: 1-0, Away: 0-0, Neutral: 0-0

Date	Site	Score
12/6/80	Notre Dame, Ind.	W 82-51

CONNECTICUT

Connecticut leads 33-11
Home: 4-10, Away: 4-18, Neutral: 3-5

Date	Site	Score
1/18/96	Notre Dame, Ind.	L 64-87
2/24/96	Storrs, Conn.	L 79-86
3/5/96	Storrs, Conn. *	L 54-71
2/9/97	Storrs, Conn.	L 49-72
3/4/97	Storrs, Conn. *	L 77-86
12/6/97	Notre Dame, Ind.	L 59-78
2/21/98	Storrs, Conn.	L 61-73
3/2/98	Piscataway, N.J. *	L 53-73
12/8/98	Notre Dame, Ind.	L 81-106
3/2/99	Piscataway, N.J. *	L 75-96
2/26/00	Hartford, Conn.	L 59-77
1/15/01	Notre Dame, Ind.	W 92-76
3/6/01	Storrs, Conn. *	L 76-78
3/30/01	St. Louis, Mo. #	W 90-75
1/21/02	Hartford, Conn.	L 53-80
1/20/03	Notre Dame, Ind.	L 52-73
2/23/03	Storrs, Conn.	L 59-77
1/13/04	Notre Dame, Ind.	W 66-51
1/12/05	Notre Dame, Ind.	L 50-67
1/30/05	Storrs, Conn.	W 65-59
3/7/05	Hartford, Conn. *	L 54-67

2/19/06	Notre Dame, Ind.	L	64-79
3/5/06	Hartford, Conn. *	L	60-71
1/27/07	Storrs, Conn.	L	47-64
1/27/08	Notre Dame, Ind.	L	64-81
2/22/09	Hartford, Conn.	L	66-76
1/16/10	Storrs, Conn.	L	46-70
3/1/10	Notre Dame, Ind.	L	51-76
3/8/10	Hartford, Conn. *	L	44-59
1/8/11	Notre Dame, Ind.	L	76-79
2/19/11	Storrs, Conn.	L	57-78
3/8/11	Hartford, Conn. *	L	64-73
4/3/11	Indianapolis, Ind. #	W	72-63
1/7/12	Notre Dame, Ind.	W (ot)	74-67
2/27/12	Hartford, Conn.	W	72-59
3/6/12	Hartford, Conn. *	L	54-63
4/1/12	Denver, Colo. #	W (ot)	83-75
1/5/13	Storrs, Conn.	W	73-72
3/4/13	Notre Dame, Ind.	W (3ot)	96-87
3/12/13	Hartford, Conn. *	W	61-59
4/7/13	New Orleans, La. #	L	65-83
4/8/14	Nashville, Tenn. %	L	58-79
12/6/14	Notre Dame, Ind. ^	L	58-76
4/7/15	Tampa, Fla. %	L	53-63

* - BIG EAST Tournament
 # - NCAA Championship (National Semifinal)
 % - NCAA Championship (National Championship)
 ^ - Jimmy V Women's Classic

CREIGHTON

Notre Dame leads 3-0
Home: 1-0, Away: 1-0, Neutral: 1-0

Date	Site	Score
1/9/82	Minneapolis, Minn. *	W 69-48
12/11/10	Notre Dame, Ind.	W 91-54
12/4/11	Omaha, Neb.	W 76-48

* - Saint Catherine's Tournament

DAVIDSON

Notre Dame leads 1-0
Home: 0-0, Away: 0-0, Neutral: 1-0

Date	Site	Score
1/4/81	Charlotte, N.C.	W 85-37

DAYTON

Notre Dame leads 22-6
Home: 10-3, Away: 11-3, Neutral: 1-0

Date	Site	Score
3/6/83	Notre Dame, Ind.	W (ot) 68-64
3/3/84	Dayton, Ohio	W 63-57
2/5/85	Dayton, Ohio	W 81-66
3/6/85	Notre Dame, Ind.	W 72-57
2/5/86	Notre Dame, Ind.	L 58-61
3/8/86	Dayton, Ohio	W 66-62
1/28/87	Notre Dame, Ind.	L 54-55
3/7/87	Dayton, Ohio	W 59-48
2/13/88	Notre Dame, Ind.	W 60-58
3/12/88	Dayton, Ohio	W 77-64
1/28/89	Notre Dame, Ind.	W 72-57
2/23/89	Dayton, Ohio	L 55-67
1/23/90	Dayton, Ohio	W 85-60
3/1/90	Notre Dame, Ind.	W 76-47
3/9/90	Dayton, Ohio *	W 67-59
1/21/91	Notre Dame, Ind.	W 79-49
2/28/91	Dayton, Ohio	L 76-79
3/8/91	Dayton, Ohio *	W 81-61
1/9/92	Notre Dame, Ind.	W (2ot) 76-70
2/8/92	Dayton, Ohio	L 62-63
3/12/92	Cincinnati, Ohio *	W 74-55
1/7/93	Dayton, Ohio	W 72-60
2/13/93	Notre Dame, Ind.	W 92-80
3/8/93	Notre Dame, Ind. *	L 74-78
1/4/94	Dayton, Ohio	W 63-55
1/2/95	Notre Dame, Ind.	W 80-63
12/13/03	Notre Dame, Ind.	W 78-41
12/9/04	Dayton, Ohio	W 65-39

* - MCC Tournament

DELAWARE

Delaware leads 1-0
Home: 0-0, Away: 0-0, Neutral: 0-1

Date	Site	Score
12/20/80	Philadelphia, Pa. *	L 56-70

* - Penn Holiday Tournament

DEPAUL

Notre Dame leads 22-19
Home: 12-6, Away: 8-11, Neutral: 2-2


Date	Site	Score
1/30/79	Chicago, Ill.	L 53-82
2/27/82	Notre Dame, Ind.	L 55-60
2/27/83	Chicago, Ill.	W 52-50
1/21/84	Chicago, Ill.	L 46-62
1/30/84	Notre Dame, Ind.	W 78-62
1/27/85	Chicago, Ill.	L 64-72
2/24/85	Notre Dame, Ind.	W 68-57
1/26/86	Notre Dame, Ind.	W 55-53
2/23/86	Chicago, Ill.	L 73-58
1/18/87	Notre Dame, Ind.	L 68-80
2/21/87	Chicago, Ill.	W 53-44
1/20/88	Chicago, Ill.	L 77-80
2/28/88	Notre Dame, Ind.	L 68-69
1/24/89	Chicago, Ill.	L 62-83
3/24/89	Amarillo, Texas *	L 69-77
1/27/90	Notre Dame, Ind.	L 64-71
1/11/91	Chicago, Ill.	W 81-66
2/11/92	Notre Dame, Ind.	L 49-62
1/25/93	Chicago, Ill.	L 55-71
1/11/94	Notre Dame, Ind.	W 77-63
1/16/95	Chicago, Ill.	L 87-96
12/31/01	Notre Dame, Ind.	W 79-50
12/11/02	Chicago, Ill.	L 59-75
1/17/06	Notre Dame, Ind.	W 78-75
2/12/06	Chicago, Ill.	L 50-79
2/11/07	Notre Dame, Ind.	W 78-70
2/26/07	Chicago, Ill.	L 73-87
3/3/07	Hartford, Conn. #	L 71-76
1/22/08	Notre Dame, Ind.	L 80-81
2/24/08	Chicago, Ill.	W 66-64
1/6/09	Chicago, Ill.	W 86-62
2/8/09	Notre Dame, Ind.	W 62-59
2/14/10	Notre Dame, Ind.	W 90-66
2/28/11	Chicago, Ill.	L 69-70
3/7/11	Hartford, Conn. #	W 71-67
2/5/12	Notre Dame, Ind.	W 90-70
3/4/12	Hartford, Conn. #	W 69-54
2/24/13	Chicago, Ill.	W 84-56
11/26/13	Notre Dame, Ind.	W 92-76
12/10/14	Chicago, Ill.	W (ot) 94-93
3/22/15	Notre Dame, Ind. +	W 79-67

* - NWIT
 # - BIG EAST Tournament
 + - NCAA Championship (Second Round)

DETROIT

Notre Dame leads 22-2
Home: 12-0, Away: 9-2, Neutral: 1-0

Date	Site	Score
1/21/83	Notre Dame, Ind.	W 78-61
2/14/84	Notre Dame, Ind.	W 72-67
2/18/84	Detroit, Mich.	L 80-85
1/19/85	Detroit, Mich.	W 76-62
2/17/85	Notre Dame, Ind.	W 66-53
1/17/86	Notre Dame, Ind.	W 72-58
2/15/86	Detroit, Mich.	W 67-56
2/11/87	Detroit, Mich.	L 86-94
2/11/88	Notre Dame, Ind.	W 79-51
1/19/89	Notre Dame, Ind.	W 76-67
2/2/89	Detroit, Mich.	W 71-57
2/15/90	Notre Dame, Ind.	W 99-58
3/6/90	Detroit, Mich.	W 86-72
1/3/91	Notre Dame, Ind.	W 87-53



Danielle Green posted a double-double with 20 points and 15 rebounds as Notre Dame defeated No. 6 Duke in 1998.

2/14/91	Detroit, Mich.	W	87-62
1/29/92	Detroit, Mich.	W	86-70
2/20/92	Notre Dame, Ind.	W	66-58
3/13/92	Cincinnati, Ohio *	W	85-44
1/14/93	Notre Dame, Ind.	W	80-55
2/20/93	Detroit, Mich.	W	68-55
1/29/94	Notre Dame, Ind.	W	80-67
2/24/94	Detroit, Mich.	W	87-76
1/14/95	Detroit, Mich.	W	67-65
2/25/95	Notre Dame, Ind.	W	83-62

* - MCC Tournament

DUKE

Notre Dame leads 11-1
Home: 4-0, Away: 2-1, Neutral: 5-0

Date	Site	Score
3/22/86	Amarillo, Texas *	W 74-67
2/6/88	Durham, N.C.	W 78-66
11/22/97	Durham, N.C.	L 62-80
11/21/98	Notre Dame, Ind.	W 84-57
11/17/04	Notre Dame, Ind. ^	W 76-65
11/26/11	Freeport, Bahamas !	W 56-54
4/2/13	Norfolk, Va. &	W 87-76
2/2/14	Durham, N.C.	W 88-67
2/23/14	Notre Dame, Ind.	W 81-70
3/9/14	Greensboro, N.C. #	W 69-53
2/16/15	Notre Dame, Ind.	W 63-50
3/7/15	Greensboro, N.C. #	W 55-49

* - NWIT
 ^ - Preseason WNIT (Semifinal)
 ! - Junkanoo Jam
 & - NCAA Championship (Regional Final)
 # - ACC Tournament

THIS IS NOTRE DAME

2015-16 SEASON PREVIEW

THE FIGHTING IRISH

COACHES AND STAFF

OPPONENTS

2014-15 SEASON IN REVIEW

RECORDS

HISTORY

DUQUESNE

Notre Dame leads 3-0
Home: 1-0, Away: 1-0, Neutral: 1-0

Date	Site	Score
2/6/93	Notre Dame, Ind.	W 95-67
3/1/93	Pittsburgh, Pa.	W 91-63
12/1/13	Toronto, Ontario	W 100-61

EAST CAROLINA

Notre Dame leads 2-0
Home: 1-0, Away: 1-0, Neutral: 0-0

Date	Site	Score
12/30/82	Notre Dame, Ind.	W 52-50
1/5/84	Greenville, N.C.	W 66-50

EASTERN MICHIGAN

Notre Dame leads 4-0
Home: 2-0, Away: 2-0, Neutral: 0-0

Date	Site	Score
12/15/82	Notre Dame, Ind.	W 75-58
11/30/84	Ypsilanti, Mich.	W 70-59
12/2/08	Ypsilanti, Mich.	W 83-63
12/2/09	Notre Dame, Ind.	W 69-59

EVANSVILLE

Notre Dame leads 19-1
Home: 10-0, Away: 8-1, Neutral: 1-0

Date	Site	Score
1/27/84	Notre Dame, Ind.	W 77-56
3/10/84	Evansville, Ind.	W 80-68
2/1/85	Notre Dame, Ind.	W 74-53
3/3/85	Evansville, Ind.	W 72-70
2/2/86	Evansville, Ind.	W 76-55
2/28/86	Notre Dame, Ind.	W 73-57
1/12/89	Evansville, Ind.	W 75-65
2/9/89	Notre Dame, Ind.	W 71-55
3/10/89	Dayton, Ohio *	W 75-66
1/29/90	Notre Dame, Ind.	W 79-45
2/3/90	Evansville, Ind.	W 70-58
11/26/90	Notre Dame, Ind.	W 83-65
2/2/91	Evansville, Ind.	W 73-56
2/13/92	Notre Dame, Ind.	W 78-62
2/24/92	Evansville, Ind.	W 79-65
1/28/93	Evansville, Ind.	L 69-73
3/6/93	Notre Dame, Ind.	W 74-62
1/20/94	Notre Dame, Ind.	W 93-48
2/12/94	Evansville, Ind.	W 89-62
11/19/08	Notre Dame, Ind.	W 96-61

* - MCC Tournament

FAIRFIELD

Notre Dame leads 1-0
Home: 0-0, Away: 0-0, Neutral: 1-0

Date	Site	Score
12/28/87	Villanova, Pa. *	W 75-62

* - Wildcat Tournament

FLORIDA INTERNATIONAL

Notre Dame leads 1-0
Home: 0-0, Away: 1-0, Neutral: 0-0

Date	Site	Score
12/19/99	Miami, Fla.	W 68-62

FLORIDA STATE

Notre Dame leads 4-0
Home: 1-0, Away: 1-0, Neutral: 2-0

Date	Site	Score
2/6/14	Tallahassee, Fla.	W 81-60
3/7/14	Greensboro, N.C. *	W 83-57
1/2/15	Notre Dame, Ind.	W 74-68
3/8/15	Greensboro, N.C. *	W 71-58

* - ACC Tournament

FORDHAM

Notre Dame leads 1-0
Home: 1-0, Away: 0-0, Neutral: 0-0

Date	Site	Score
11/27/00	Notre Dame, Ind.	W 89-44

FRANKLIN

Franklin leads 1-0
Home: 0-0, Away: 0-0, Neutral: 0-1

Date	Site	Score
3/3/79	Terre Haute, Ind. *	L 64-69

* - IAAIW Tournament

GEORGETOWN

Notre Dame leads 26-3
Home: 14-0, Away: 10-2, Neutral: 2-1

Date	Site	Score
1/6/83	Washington, D.C.	W 78-68
12/8/84	Notre Dame, Ind.	W 72-49
12/2/88	Charlottesville, Va. *	L 60-70
12/30/92	Notre Dame, Ind.	W (ot) 78-72
12/30/93	Washington, D.C.	W 83-62
1/21/96	Notre Dame, Ind.	W 92-61
2/10/96	Washington, D.C.	W 81-63
1/25/97	Notre Dame, Ind.	W 67-63
3/3/97	Storrs, Conn. †	W 83-43
1/6/98	Washington, D.C.	W 69-44
2/18/98	Notre Dame, Ind.	W 80-54
1/2/99	Washington, D.C.	W 93-61
1/8/00	Washington, D.C.	W 82-60
1/29/00	Notre Dame, Ind.	W 87-56
2/24/01	Notre Dame, Ind.	W 85-53
3/4/01	Storrs, Conn. †	W 89-33
2/23/02	Washington, D.C.	W 86-66
2/5/03	Notre Dame, Ind.	W 74-49
1/7/04	Washington, D.C.	L 73-76
2/4/04	Notre Dame, Ind.	W 66-52
2/12/05	Notre Dame, Ind.	W 72-58
1/21/06	Washington, D.C.	W 54-52
2/21/07	Notre Dame, Ind.	W 73-48
1/19/08	Washington, D.C.	W 104-86
1/10/09	Notre Dame, Ind.	W 84-63
2/20/10	Washington, D.C.	L 66-76
1/18/11	Notre Dame, Ind.	W 80-58
1/10/12	Washington, D.C.	W 80-60
1/15/13	Notre Dame, Ind.	W 79-64

* - Investors Women's Classic
 † - BIG EAST Tournament

GEORGE WASHINGTON

Notre Dame leads 2-0
Home: 1-0, Away: 0-0, Neutral: 1-0

Date	Site	Score
3/24/97	Columbia, S.C. *	W 62-52
3/19/00	Notre Dame, Ind. †	W 95-60

* - NCAA Championship (Regional Final)
 † - NCAA Championship (Second Round)

GEORGIA

Georgia leads 2-1
Home: 0-1, Away: 0-1, Neutral: 1-0


Date	Site	Score
12/8/91	Athens, Ga.	L (ot) 86-90
12/21/92	Notre Dame, Ind.	L 75-81
11/24/00	Madison, Wis. *	W 75-73

* - Coaches vs. Cancer Challenge

GEORGIA SOUTHERN

Notre Dame leads 1-0
Home: 1-0, Away: 0-0, Neutral: 0-0

Date	Site	Score
11/25/08	Notre Dame, Ind.	W 85-36



Meaghan Leahy registered her first career double-double in a 2000 win over Fordham, ending up with 16 points and 14 rebounds in 24 minutes.

GEORGIA TECH

Notre Dame leads 4-0
Home: 2-0, Away: 2-0, Neutral: 0-0

Date	Site	Score
11/30/96	Atlanta, Ga. *	W 76-69
2/17/14	Notre Dame, Ind.	W 87-72
1/22/15	Notre Dame, Ind.	W 89-76
2/19/15	Atlanta, Ga.	W 71-61

* - Cornfort Inn Downtown Classic

GONZAGA

Notre Dame leads 1-0
Home: 0-0, Away: 0-0, Neutral: 1-0

Date	Site	Score
12/29/10	Seattl, Wash. *	W 70-61

* - State Farm Holiday Hoops Classic

GOSHEN

Notre Dame leads 6-0
Home: 2-0, Away: 2-0, Neutral: 2-0

Date	Site	Score
2/13/78	Goshen, Ind.	W 62-57
2/10/79	Notre Dame, Ind.	W 68-64
2/9/80	Goshen, Ind.	W 52-49
2/23/80	Angola, Ind. *	W 61-54
3/1/80	Notre Dame, Ind. #	W 80-66
2/5/81	Notre Dame, Ind.	W 86-44

* - North District Tournament
 # - Indiana Division III Tournament (at Saint Mary's)

GRACE

Notre Dame leads 2-0
Home: 1-0, Away: 0-0, Neutral: 1-0

Date	Site	Score
1/31/78	Notre Dame, Ind.	W 68-25
2/23/80	Angola, Ind. *	W 61-45

* - North District Tournament

GREENVILLE

Notre Dame leads 1-0
Home: 0-0, Away: 0-0, Neutral: 1-0

Date	Site	Score
3/6/80	Upland, Ind. *	W 55-51

* - AIAW Midwest Regional



All-Time Series

HARTFORD

Notre Dame leads 1-0
Home: 1-0, Away: 0-0, Neutral: 0-0

Date	Site	Score
11/17/11	Notre Dame, Ind. *	W 98-43

* - Preseason WNIT (Semifinal)

HARVARD

Notre Dame leads 1-0
Home: 1-0, Away: 0-0, Neutral: 0-0

Date	Site	Score
11/24/14	Notre Dame, Ind. *	W 97-43

* - Hall of Fame Women's Challenge

HAWAII

Hawaii leads 1-0
Home: 0-0, Away: 0-0, Neutral: 0-1

Date	Site	Score
3/22/81	Anchorage, Alaska *	L 55-61

* - Northern Lights Tournament

HOLY CROSS

Notre Dame leads 1-0
Home: 1-0, Away: 0-0, Neutral: 0-0

Date	Site	Score
11/23/14	Notre Dame, Ind. *	W 104-29

* - Hall of Fame Women's Challenge

HUNTINGTON

Notre Dame leads 4-0
Home: 0-0, Away: 2-0, Neutral: 2-0

Date	Site	Score
2/24/78	Rensselaer, Ind. *	W 62-52
12/9/78	Huntington, Ind. #	W 74-66
2/12/80	Huntington, Ind.	W 70-64
2/29/80	Notre Dame, Ind. %	W 52-46

* - North District Tournament
 # - Huntington Tournament
 % - Indiana State Tournament (at Saint Mary's)

IDAHO

Idaho leads 1-0
Home: 0-0, Away: 0-0, Neutral: 0-1

Date	Site	Score
3/21/86	Amarillo, Texas *	L (ot) 65-67

* - NWIT

ILLINOIS

Illinois leads 4-1
Home: 1-1, Away: 0-3, Neutral: 0-0

Date	Site	Score
11/6/78	Champaign, Ill.	L 60-81
2/28/81	Notre Dame, Ind.	L 53-88
2/16/82	Champaign, Ill.	L 53-83
11/24/98	Notre Dame, Ind.	W 101-92
11/27/99	Champaign, Ill.	L 67-77

ILLINOIS-CHICAGO

Notre Dame leads 9-2
Home: 4-1, Away: 5-1, Neutral: 0-0

Date	Site	Score
2/19/80	Chicago, Ill.	L 59-71
1/18/81	Notre Dame, Ind.	L 61-78
1/23/83	Chicago, Ill.	W 88-61
2/27/84	Chicago, Ill.	W 77-58
1/14/85	Notre Dame, Ind.	W 70-49
2/10/86	Chicago, Ill.	W 67-42
2/18/87	Notre Dame, Ind.	W 90-53
3/2/88	Chicago, Ill.	W 79-50
12/9/92	Chicago, Ill.	W 76-71
11/27/93	Notre Dame, Ind.	W 93-50
2/12/95	Notre Dame, Ind.	W 73-57

ILLINOIS STATE

Notre Dame leads 2-1
Home: 1-1, Away: 1-0, Neutral: 0-0

Date	Site	Score
2/19/83	Normal, Ill.	W 48-47
2/8/84	Notre Dame, Ind.	L 59-61
11/12/04	Notre Dame, Ind. *	W 92-73

* - Preseason WNIT (First Round)

INDIANA

Notre Dame leads 6-4
Home: 3-3, Away: 3-1, Neutral: 0-0

Date	Site	Score
3/9/83	Notre Dame, Ind.	W (ot) 63-61
12/9/86	Notre Dame, Ind.	L 71-80
12/21/87	Bloomington, Ind.	L 59-62
1/3/89	Notre Dame, Ind.	W 56-49
12/6/89	Bloomington, Ind.	W 75-67
12/6/90	Notre Dame, Ind.	L 76-79
11/24/95	Bloomington, Ind.	W 82-73
12/11/96	Notre Dame, Ind.	W 71-63
11/23/05	Bloomington, Ind.	W 74-61
12/3/06	Notre Dame, Ind.	L 51-54

INDIANA STATE

Notre Dame leads 1-0
Home: 1-0, Away: 0-0, Neutral: 0-0

Date	Site	Score
11/13/11	Notre Dame, Ind. *	W 99-34

* - Preseason WNIT (Second Round)

INDIANA TECH

Notre Dame leads 1-0
Home: 0-0, Away: 1-0, Neutral: 0-0

Date	Site	Score
2/15/78	Fort Wayne, Ind.	W 68-51

IONA

Notre Dame leads 3-0
Home: 2-0, Away: 0-0, Neutral: 1-0

Date	Site	Score
12/19/80	Philadelphia, Pa. *	W 69-65
11/29/05	Notre Dame, Ind.	W 74-55
11/22/09	Notre Dame, Ind.	W 80-45

* - Penn Holiday Tournament

IOWA

Notre Dame leads 2-0
Home: 0-0, Away: 2-0, Neutral: 0-0

Date	Site	Score
11/17/96	Iowa City, Iowa *	W 61-50
3/26/13	Iowa City, Iowa #	W 74-57

* - Preseason WNIT (Second Round)
 # - NCAA Championship (Second Round)

IOWA STATE

Notre Dame leads 1-0
Home: 1-0, Away: 0-0, Neutral: 0-0

Date	Site	Score
2/6/83	Notre Dame, Ind.	W 69-58

IPFW

Notre Dame leads 4-0
Home: 3-0, Away: 1-0, Neutral: 0-0

Date	Site	Score
1/24/78	Notre Dame, Ind.	W 68-39
1/24/79	Fort Wayne, Ind.	W 49-41
12/21/02	Notre Dame, Ind.	W 82-54
12/8/09	Notre Dame, Ind.	W 96-60

IUPUI

Notre Dame leads 3-0
Home: 2-0, Away: 1-0, Neutral: 0-0

Date	Site	Score
12/16/06	Notre Dame, Ind.	W 75-65
12/21/07	Indianapolis, Ind.	W 67-44
11/26/10	Notre Dame, Ind. *	W 95-29

* - WBCA Classic

JAMES MADISON

James Madison leads 2-0
Home: 0-0, Away: 0-0, Neutral: 0-2

Date	Site	Score
1/3/86	Coral Gables, Fla. *	L 51-53
12/29/88	Philadelphia, Pa. #	L 49-65

* - Burger King Classic
 # - Saint Joseph's Invitational

KANSAS

Notre Dame leads 2-0
Home: 0-0, Away: 0-0, Neutral: 2-0

Date	Site	Score
3/31/13	Norfolk, Va. *	W 93-63
11/30/14	Uncasville, Conn. #	W 89-47

* - NCAA Championship (Regional Semifinal)
 # - Hall of Fame Women's Challenge

KANSAS STATE

Notre Dame leads 2-0
Home: 0-0, Away: 1-0, Neutral: 1-0

Date	Site	Score
3/25/03	Manhattan, Kan. *	W 59-53
12/20/12	Las Vegas, Nev. #	W 87-57


* - NCAA Championship (Second Round)
 # - World Vision Classic

KENT STATE

Notre Dame leads 1-0
Home: 1-0, Away: 0-0, Neutral: 0-0

Date	Site	Score
11/15/96	Notre Dame, Ind. *	W 66-41

* - Preseason WNIT (First Round)



Kayla McBride scored a (then) career-high 28 points, including 4 of 7 three-pointers, as the Irish posted a 74-57 win at Iowa in the second round of the 2013 NCAA Championship.

THIS IS NOTRE DAME
 2015-16 SEASON PREVIEW
 THE FIGHTING IRISH
 COACHES AND STAFF
 OPPONENTS
 2014-15 SEASON IN REVIEW
 RECORDS
 HISTORY



KENTUCKY

Series tied 1-1
Home: 1-0, Away: 0-1, Neutral: 0-0

Date	Site	Score
11/21/10	Lexington, Ky.	L 76-81
12/18/11	Notre Dame, Ind.	W 92-83

LA SALLE

La Salle leads 5-4
Home: 2-2, Away: 1-3, Neutral: 1-0

Date	Site	Score
1/6/85	Philadelphia, Pa.	L 66-71
1/5/92	Notre Dame, Ind.	L 65-86
1/2/93	Philadelphia, Pa.	L 63-69
2/4/93	Notre Dame, Ind.	W 61-58
1/15/94	Philadelphia, Pa.	W 92-73
2/17/94	Notre Dame, Ind.	L 75-85
3/6/94	Indianapolis, Ind. *	W 79-55
1/21/95	Notre Dame, Ind.	W 87-65
2/18/95	Philadelphia, Pa.	L 68-84

* - MCC Tournament

LIBERTY

Notre Dame leads 3-0
Home: 1-0, Away: 0-0, Neutral: 2-0

Date	Site	Score
11/24/89	Orlando, Fla. *	W 113-35
12/5/99	Richmond, Va. #	W 85-68
3/18/12	Notre Dame, Ind. !	W 74-43

* - Rotary Classic
 # - Wachovia Women's Basketball Invitational
 ! - NCAA Championship (First Round)

LONGWOOD

Notre Dame leads 1-0
Home: 1-0, Away: 0-0, Neutral: 0-0

Date	Site	Score
12/28/11	Notre Dame, Ind.	W 92-26

LSU

Series tied 2-2
Home: 1-0, Away: 1-2, Neutral: 0-0

Date	Site	Score
3/2/92	Baton Rouge, La.	L 62-72
12/19/93	Notre Dame, Ind.	W 82-80
3/15/99	Baton Rouge, La. *	L 64-74
11/16/08	Baton Rouge, La. #	W 62-53

* - NCAA Championship (Second Round)
 # - State Farm Tip-Off Classic

LOUISIANA TECH

Louisiana Tech leads 2-1
Home: 0-1, Away: 0-1, Neutral: 1-0

Date	Site	Score
2/11/83	Notre Dame, Ind.	L 39-81
1/12/84	Ruston, La.	L 56-83
12/28/90	Philadelphia, Pa. *	W 71-66

* - Texaco-Hawk Classic

LOUISVILLE

Notre Dame leads 11-4
Home: 4-2, Away: 4-1, Neutral: 3-1

Date	Site	Score
3/22/91	Amarillo, Texas *	L 75-80
1/15/92	Notre Dame, Ind.	L 53-64
2/21/94	Louisville, Ky.	W 69-54
1/14/06	Louisville, Ky.	L 51-61
2/7/07	Notre Dame, Ind.	W 64-55
1/8/08	Louisville, Ky.	W 82-74
2/11/09	Notre Dame, Ind.	L 66-71
1/19/10	Louisville, Ky.	W 78-60
3/6/10	Hartford, Conn. #	W 89-52
1/12/11	Notre Dame, Ind.	W 80-60
3/6/11	Hartford, Conn. #	W 63-53
2/20/12	Louisville, Ky.	W 68-52
2/11/13	Notre Dame, Ind.	W 93-64



Megan Duffy scored a career-high 32 points against Marquette in 2006, including this off-handed layup at the horn in overtime to help the Irish to a 67-65 win.

3/11/13	Hartford, Conn. #	W	83-59
2/23/15	Notre Dame, Ind.	W	68-52

* - NWIT
 # - BIG EAST Tournament

LOYOLA (ILL.)

Notre Dame leads 21-3
Home: 11-1, Away: 9-2, Neutral: 1-0

Date	Site	Score
2/4/83	Notre Dame, Ind.	W 80-61
1/18/84	Notre Dame, Ind.	L 56-59
3/8/84	Chicago, Ill.	L 53-64
2/20/85	Notre Dame, Ind.	W 84-59
2/26/85	Chicago, Ill.	W 64-63
1/23/86	Notre Dame, Ind.	W 75-54
2/21/86	Chicago, Ill.	W 79-67
12/13/86	Notre Dame, Ind.	W 65-62
11/28/87	Chicago, Ill.	W 67-61
2/18/89	Chicago, Ill.	L 77-108
3/2/89	Notre Dame, Ind.	W 77-57
3/11/89	Dayton, Ohio *	W 75-53
1/16/90	Notre Dame, Ind.	W 85-72
2/6/90	Chicago, Ill.	W 75-63
1/15/91	Chicago, Ill.	W 66-55
2/5/91	Notre Dame, Ind.	W 81-61
2/1/92	Notre Dame, Ind.	W 78-66
2/27/92	Chicago, Ill.	W 73-66
2/16/93	Notre Dame, Ind.	W 76-50
2/18/93	Chicago, Ill.	W 74-60
2/5/94	Chicago, Ill.	W 81-67
3/3/94	Notre Dame, Ind.	W 84-75
2/4/95	Chicago, Ill.	W 92-76
12/20/08	Notre Dame, Ind.	W 89-45

* - MCC Tournament

LOYOLA (MD.)

Notre Dame leads 2-0
Home: 1-0, Away: 1-0, Neutral: 0-0

Date	Site	Score
12/21/91	Notre Dame, Ind.	W 84-49
12/19/92	Baltimore, Md.	W 55-48

LOYOLA MARYMOUNT

Notre Dame leads 2-0
Home: 0-0, Away: 1-0, Neutral: 1-0

Date	Site	Score
1/3/87	Los Angeles, Calif.	W 78-40
12/30/10	Seattle, Wash. *	W 91-47

* - State Farm Holiday Hoops Classic

MANCHESTER

Notre Dame leads 1-0
Home: 0-0, Away: 1-0, Neutral: 0-0

Date	Site	Score
2/9/78	Manchester, Ind.	W 74-49

MARION

Series tied 2-2
Home: 1-1, Away: 0-1, Neutral: 1-0

Date	Site	Score
2/18/78	Notre Dame, Ind.	W 62-50
2/16/79	Marion, Ind.	L 63-65
11/30/79	Upland, Ind. *	W 68-60
2/15/80	Notre Dame, Ind.	L 61-62

* - Taylor Invitational

MARQUETTE

Notre Dame leads 32-6
Home: 19-1, Away: 12-5, Neutral: 1-0

Date	Site	Score
2/3/78	Milwaukee, Wis.	L 41-66
2/3/79	Notre Dame, Ind.	W 60-57
2/2/80	Notre Dame, Ind.	L 46-67
1/10/81	Milwaukee, Wis.	L 55-62
1/10/82	Minneapolis, Minn. *	W 50-36
1/30/82	Notre Dame, Ind.	W 60-43
2/25/83	Milwaukee, Wis.	W 74-50
11/22/83	Notre Dame, Ind.	W 96-63
12/13/85	Milwaukee, Wis.	W 90-46
1/13/86	Notre Dame, Ind.	W 75-42
1/31/87	Notre Dame, Ind.	W 95-60
2/28/87	Milwaukee, Wis.	W 77-53
1/26/88	Notre Dame, Ind.	W 88-51
2/20/88	Milwaukee, Wis.	W 79-69
12/7/88	Notre Dame, Ind.	W 70-66
12/9/89	Milwaukee, Wis.	W 87-67
1/18/90	Notre Dame, Ind.	W 81-64
12/21/90	Notre Dame, Ind.	W 109-56
1/19/91	Milwaukee, Wis.	W 91-73
11/27/91	Notre Dame, Ind.	W 83-68
12/1/92	Milwaukee, Wis.	L 62-66
12/1/93	Notre Dame, Ind.	W 90-76
2/1/95	Milwaukee, Wis.	W 87-66
12/8/95	Notre Dame, Ind.	W 84-62
1/2/00	Notre Dame, Ind.	W 75-60
12/21/00	Milwaukee, Wis.	W 75-56
12/22/01	Notre Dame, Ind.	W 60-33
12/31/02	Milwaukee, Wis.	W 75-68
1/1/04	Notre Dame, Ind.	W 72-64
12/19/04	Milwaukee, Wis.	W 50-47
1/10/06	Notre Dame, Ind.	W (ot) 67-85
1/23/07	Milwaukee, Wis.	L 62-71
2/13/08	Notre Dame, Ind.	W 99-76
1/13/09	Milwaukee, Wis.	L 65-75
2/23/10	Notre Dame, Ind.	W 82-67
1/5/11	Milwaukee, Wis.	W 73-55
12/7/11	Notre Dame, Ind.	W 95-42
2/17/13	Marquette, Wis.	W 87-49

* - Saint Catherine's Tournament

MARYLAND

Notre Dame leads 5-4

Home: 1-2, Away: 2-2, Neutral: 2-0

Date	Site	Score
1/8/83	College Park, Md.	L 62-84
11/26/83	Notre Dame, Ind. *	L 57-75
1/9/85	College Park, Md.	W 49-40
1/10/87	Notre Dame, Ind.	L 48-69
11/16/07	College Park, Md. #	L 59-75
3/27/12	Raleigh, N.C. !	W 80-49
1/27/14	College Park, Md.	W 87-83
4/6/14	Nashville, Tenn. %	W 87-61
12/3/14	Fort Wayne, Ind. +	W 92-72

* - Notre Dame Thanksgiving Classic

- Preseason WNIT (Semifinal)

! - NCAA Championship (Regional Final)

% - NCAA Championship (National Semifinal)

+ - ACC/Big Ten Challenge

MASSACHUSETTS

Notre Dame leads 2-0

Home: 1-0, Away: 0-0, Neutral: 1-0

Date	Site	Score
3/25/95	Amarillo, Texas *	W 90-72
11/18/12	Notre Dame, Ind.	W 94-50

* - NWT

UMASS LOWELL

Notre Dame leads 1-0

Home: 1-0, Away: 0-0, Neutral: 0-0

Date	Site	Score
11/14/14	Notre Dame, Ind.	W 105-51

MEMPHIS

Notre Dame leads 1-0

Home: 0-0, Away: 0-0, Neutral: 1-0

Date	Site	Score
3/15/97	Austin, Texas *	W 93-62

* - NCAA Championship (First Round)

MERCER

Notre Dame leads 2-0

Home: 1-0, Away: 1-0, Neutral: 0-0

Date	Site	Score
12/30/11	Macon, Ga.	W 128-42
11/20/12	Notre Dame, Ind.	W 93-36

MIAMI (FLA.)

Notre Dame leads 16-4

Home: 7-2, Away: 7-2, Neutral: 2-0

Date	Site	Score
1/5/86	Coral Gables, Fla. *	W 59-53
2/7/87	Notre Dame, Ind.	L 61-62
1/7/88	Coral Gables, Fla.	W 83-68
1/27/96	Coral Gables, Fla.	W 67-50
2/20/96	Notre Dame, Ind.	W 86-70
1/29/97	Coral Gables, Fla.	W 72-71
1/8/98	Notre Dame, Ind.	W 75-47
2/3/98	Coral Gables, Fla.	L 76-77
2/23/99	Notre Dame, Ind.	W 89-62
1/22/00	Coral Gables, Fla.	W 76-54
2/22/00	Notre Dame, Ind.	W 83-68
3/5/00	Stors, Conn. !	W 67-52
2/20/01	Notre Dame, Ind.	W 81-43
1/2/02	Coral Gables, Fla.	W 69-65
1/11/03	Notre Dame, Ind.	L 70-80
1/28/04	Coral Gables, Fla.	W 59-50
2/25/04	Notre Dame, Ind.	W 93-58
1/23/14	Notre Dame, Ind.	W 79-52
1/8/15	Coral Gables, Fla.	L 63-78
3/6/15	Greensboro, N.C. #	W 77-61

* - Burger King Classic

! - BIG EAST Tournament

- ACC Tournament

MIAMI (OHIO)

Miami leads 4-2

Home: 2-2, Away: 0-1, Neutral: 0-1

Date	Site	Score
1/17/81	Notre Dame, Ind.	L 53-93
2/6/82	Oxford, Ohio	L 61-65
12/10/82	Notre Dame, Ind.	W 64-59
2/17/91	Notre Dame, Ind.	L 65-69
12/28/94	Seattle, Wash. *	L 76-79
11/9/07	Notre Dame, Ind. #	W 98-50

* - Seattle Times Husky Classic

- Preseason WNIT (First Round)

MICHIGAN

Notre Dame leads 11-7

Home: 8-1, Away: 3-5, Neutral: 0-1

Date	Site	Score
1/20/79	Ann Arbor, Mich.	L 66-93
12/8/79	Notre Dame, Ind.	L (ot) 60-66
2/20/81	Ann Arbor, Mich.	L 65-96
1/24/82	Notre Dame, Ind.	W 71-48
12/12/82	Ann Arbor, Mich.	W 62-58
12/9/83	Notre Dame, Ind.	W 66-50
12/2/84	Ann Arbor, Mich.	L 64-75
12/5/85	Notre Dame, Ind.	W 76-71
12/13/91	Ann Arbor, Mich.	L 75-86
12/12/92	Notre Dame, Ind.	W 62-54
3/19/01	Notre Dame, Ind. *	W 88-54
12/2/01	Grand Rapids, Mich. #	L 63-78
11/18/05	Notre Dame, Ind.	W 55-45
12/1/06	Ann Arbor, Mich.	W 61-58
12/2/07	Notre Dame, Ind.	W 77-46
12/10/08	Ann Arbor, Mich.	L (ot) 59-63
12/14/13	Ann Arbor, Mich.	W 86-64
12/13/14	Notre Dame, Ind.	W 70-50

* - NCAA Championship (Second Round)

- Women's College Basketball Showcase

MICHIGAN STATE

Series tied 8-8

Home: 4-4, Away: 4-4, Neutral: 0-0

Date	Site	Score
2/26/81	East Lansing, Mich.	L 45-76
3/6/82	Notre Dame, Ind.	L 59-68
2/3/84	East Lansing, Mich.	L 72-73
12/20/84	Notre Dame, Ind.	W 71-59
1/24/88	East Lansing, Mich.	W 57-55
12/13/89	Notre Dame, Ind.	L 48-64
12/7/94	Notre Dame, Ind.	L 73-75
12/21/95	East Lansing, Mich.	L (ot) 83-87
12/21/98	East Lansing, Mich.	W 75-64
12/11/99	Notre Dame, Ind.	W 84-54
11/26/03	East Lansing, Mich.	L 63-92
12/2/04	Notre Dame, Ind.	L (ot) 73-82
11/29/08	Notre Dame, Ind.	W 78-72
11/19/09	East Lansing, Mich.	W 68-67
11/11/13	Notre Dame, Ind.	W 81-62
11/19/14	East Lansing, Mich.	W 71-63

MIDDLE TENNESSEE

Notre Dame leads 1-0

Home: 1-0, Away: 0-0, Neutral: 0-0

Date	Site	Score
3/23/04	Notre Dame, Ind. *	W 59-46

* - NCAA Championship (Second Round)


MINNESOTA

Minnesota leads 2-0

Home: 0-2, Away: 0-0, Neutral: 0-0

Date	Site	Score
3/16/94	Notre Dame, Ind. *	L 76-81
3/22/09	Notre Dame, Ind. *	L 71-79

* - NCAA Championship (First Round)



In her fourth college game, Alicia Ratay scored a career-high 32 points on 12-for-15 shooting as the Irish blitzed North Carolina in 1999.

MISSOURI

Notre Dame leads 1-0

Home: 0-0, Away: 0-0, Neutral: 1-0

Date	Site	Score
1/2/82	Kansas City, Mo.	W 60-53

MISSOURI STATE

Notre Dame leads 2-0

Home: 1-0, Away: 0-0, Neutral: 1-0

Date	Site	Score
3/13/98	Lubbock, Texas *	W 78-64
3/21/04	Notre Dame, Ind. *	W (ot) 69-65

* - NCAA Championship (First Round)

NOTE: School formerly Southwest Missouri State

MONTANA

Series tied 1-1

Home: 1-0, Away: 0-0, Neutral: 0-1

Date	Site	Score
12/31/86	Seattle, Wash. *	L 48-50
3/20/15	Notre Dame, Ind. #	W 77-43

* - Seattle Times Classic

- NCAA Championship (First Round)

MOREHEAD STATE

Notre Dame leads 1-0

Home: 1-0, Away: 0-0, Neutral: 0-0

Date	Site	Score
11/15/10	Notre Dame, Ind.	W 91-28

MOUNT ST. JOSEPH

Notre Dame leads 2-0

Home: 1-0, Away: 1-0, Neutral: 0-0

Date	Site	Score
1/26/80	Notre Dame, Ind.	W 78-76
2/5/82	Cincinnati, Ohio	W 70-54



Jacqueline Batteast lets out a scream after blocking a last-second three-point try in Notre Dame's 66-62 win over Ohio State in the 2004 Preseason WNIT championship game.

MOUNT ST. MARY'S

Mount St. Mary's leads 1-0
Home: 0-0, Away: 0-0, Neutral: 0-1

Date	Site	Score
12/19/81	Philadelphia, Pa. *	L 44-57

* - Penn Holiday Tournament

NEBRASKA

Series tied 1-1
Home: 1-1, Away: 0-0, Neutral: 0-0

Date	Site	Score
2/25/82	Notre Dame, Ind.	L (2ot) 88-98
11/14/04	Notre Dame, Ind. *	W 73-57

* - Preseason WNIT (Second Round)

NEW HAMPSHIRE

Notre Dame leads 1-0
Home: 1-0, Away: 0-0, Neutral: 0-0

Date	Site	Score
11/12/10	Notre Dame, Ind.	W 99-48

NEW MEXICO

Notre Dame leads 1-0
Home: 0-0, Away: 0-0, Neutral: 1-0

Date	Site	Score
3/15/02	Knoxville, Tenn. *	W 58-44

* - NCAA Championship (First Round)

NORTH CAROLINA

Notre Dame leads 4-1
Home: 1-0, Away: 1-0, Neutral: 2-1

Date	Site	Score
12/4/99	Richmond, Va. #	W 99-86
12/3/00	Lake Buena Vista, Fla. *	W 78-55
3/20/07	Pittsburgh, Pa. ^	L 51-60
2/27/14	Notre Dame, Ind.	W 100-75
1/15/15	Chapel Hill, N.C.	W 89-79

- Wachovia Women's Basketball Invitational
 * - Honda Elite 4 Classic
 ^ - NCAA Championship (Second Round)

NORTH CAROLINA STATE

Notre Dame leads 4-0
Home: 0-0, Away: 2-0, Neutral: 2-0

Date	Site	Score
11/20/96	Ruston, La. *	W 64-53
3/2/14	Raleigh, N.C.	W 84-60
3/8/14	Greensboro, N.C. #	W 83-48
3/1/15	Raleigh, N.C.	W 67-60

* - Preseason WNIT (Third Place Game)
 # - ACC Tournament

UNC WILMINGTON

Notre Dame leads 1-0
Home: 1-0, Away: 0-0, Neutral: 0-0

Date	Site	Score
11/9/13	Notre Dame, Ind.	W 99-50

NORTHEAST MISSOURI

Northeast Missouri leads 1-0
Home: 0-0, Away: 0-0, Neutral: 0-1

Date	Site	Score
1/12/80	DeKalb, Ill. *	L 43-77

* - Huskie Invitational

NORTHERN ILLINOIS

Notre Dame leads 8-5
Home: 4-1, Away: 4-3, Neutral: 0-1

Date	Site	Score
2/11/78	Notre Dame, Ind.	L 58-65
1/12/79	DeKalb, Ill. *	W 62-60
12/12/81	Notre Dame, Ind.	W 67-52
12/12/84	DeKalb, Ill.	W 71-60
12/15/85	Notre Dame, Ind.	W 88-65
1/13/87	DeKalb, Ill.	L 71-81
2/24/87	Notre Dame, Ind.	W 82-66
1/14/88	Notre Dame, Ind.	W 89-66
3/9/88	DeKalb, Ill.	L 74-95
3/23/91	Amarillo, Texas #	L 82-84
2/23/95	DeKalb, Ill.	W 58-51
3/10/95	DeKalb, Ill. %	L 64-87
12/30/04	DeKalb, Ill.	W 73-49

* - Northern Illinois Tournament
 # - NWIT
 % - MCC Tournament

NORTHWESTERN

Notre Dame leads 2-1
Home: 1-0, Away: 1-1, Neutral: 0-0

Date	Site	Score
12/7/83	Evanston, Ill.	L 74-78
11/30/87	Notre Dame, Ind.	W 69-49
11/29/88	Evanston, Ill.	W 75-63

NORTHWESTERN STATE

Northwestern State leads 1-0
Home: 0-0, Away: 0-0, Neutral: 0-1

Date	Site	Score
3/24/95	Amarillo, Texas *	L 93-103

* - NWIT

OAKLAND

Notre Dame leads 1-0
Home: 1-0, Away: 0-0, Neutral: 0-0

Date	Site	Score
12/9/87	Notre Dame, Ind.	W 100-51

OHIO STATE

Notre Dame leads 2-1
Home: 1-0, Away: 0-1, Neutral: 1-0

Date	Site	Score
1/4/97	Columbus, Ohio	L 67-74
11/20/04	Notre Dame, Ind. *	W 66-62
11/9/13	Mount Pleasant, S.C. %	W 57-51

* - Preseason WNIT (Championship)
 % - Carrier Classic

OHIO UNIVERSITY

Notre Dame leads 1-0
Home: 0-0, Away: 0-0, Neutral: 1-0

Date	Site	Score
11/29/96	Atlanta, Ga. *	W 95-82

* - Comfort Inn Downtown Classic

OKLAHOMA

Notre Dame leads 3-2
Home: 0-0, Away: 0-0, Neutral: 3-2

Date	Site	Score
12/30/86	Seattle, Wash. *	L 54-57
3/25/08	West Lafayette, Ind. #	W (ot) 79-75
11/28/09	St. Thomas, U.S.V.I. ^	W 81-71
3/28/10	Kansas City, Mo. +	L (ot) 72-77
3/26/11	Dayton, Ohio +	W 78-53

* - Seattle Times Classic
 # - NCAA Championship (Second Round)
 ^ - Paradise Jam
 + - NCAA Championship (Regional Semifinal)

OKLAHOMA STATE

Notre Dame leads 1-0
Home: 1-0, Away: 0-0, Neutral: 0-0

Date	Site	Score
3/29/14	Notre Dame, Ind. *	W 89-72

* - NCAA Championship (Regional Semifinal)

OLD DOMINION

Old Dominion leads 5-1
Home: 1-1, Away: 0-3, Neutral: 0-1

Date	Site	Score
12/29/83	Chestnut Hill, Mass. *	L 57-71
1/10/89	Notre Dame, Ind.	L 65-82
1/12/90	Norfolk, Va.	L 61-62
2/23/91	Notre Dame, Ind.	W 70-58
3/7/92	Norfolk, Va.	L 76-85
1/2/94	Norfolk, Va.	L 67-76

* - Nike Christmas Classic

OREGON STATE

Notre Dame leads 1-0
Home: 0-0, Away: 1-0, Neutral: 0-0

Date	Site	Score
12/29/13	Corvallis, Ore.	W 70-58

PACIFIC

Notre Dame leads 1-0
Home: 0-0, Away: 0-0, Neutral: 1-0

Date	Site	Score
3/23/95	Amarillo, Texas *	W 88-74

* - NWIT

PACIFIC LUTHERAN

Notre Dame leads 1-0
Home: 0-0, Away: 1-0, Neutral: 0-0

Date	Site	Score
3/12/80	Tacoma, Wash. *	W 57-48

* - AIAW National Tournament

PENNSYLVANIA

Notre Dame leads 3-0
Home: 1-0, Away: 2-0, Neutral: 0-0

Date	Site	Score
12/18/81	Philadelphia, Pa. *	W 62-47
12/2/11	Notre Dame, Ind.	W 69-38
11/23/13	Philadelphia, Pa.	W 76-54

* - Penn Holiday Tournament

PENN STATE

Penn State leads 5-1
Home: 0-1, Away: 1-2, Neutral: 0-2

Date	Site	Score
11/22/91	Notre Dame, Ind.	L 70-86
1/19/93	University Park, Pa.	L 66-87
12/1/95	Kona, Hawaii *	L 77-86
3/27/04	Hartford, Conn. !	L 49-55
11/16/06	University Park, Pa.	L 49-75
12/4/13	University Park, Pa. #	W 77-67

* - Kona Women's Basketball Classic
 ! - NCAA Championship (Regional Semifinal)
 # - ACC/Big Ten Challenge

PITTSBURGH

Notre Dame leads 23-3
Home: 11-0, Away: 11-2, Neutral: 1-1

Date	Site	Score
2/7/96	Notre Dame, Ind.	W 90-51
2/17/96	Pittsburgh, Pa.	W 89-51
1/18/97	Notre Dame, Ind.	W 65-49
12/31/97	Pittsburgh, Pa.	W 66-46
2/15/98	Notre Dame, Ind.	W 75-60
1/16/99	Pittsburgh, Pa.	W 81-72
1/18/00	Pittsburgh, Pa.	W 67-53
2/9/00	Notre Dame, Ind.	W 81-74
2/7/01	Notre Dame, Ind.	W 72-58
2/27/01	Pittsburgh, Pa.	W 82-63
2/5/02	Pittsburgh, Pa.	W 69-56
2/26/03	Notre Dame, Ind.	W 77-69
3/8/03	Piscataway, N.J. *	W 73-65
2/21/04	Pittsburgh, Pa.	W 72-68
2/5/05	Pittsburgh, Pa.	W 75-47
2/28/06	Notre Dame, Ind.	W 72-65
1/31/07	Pittsburgh, Pa.	L 62-71
2/10/08	Notre Dame, Ind.	W 81-66
3/9/08	Hartford, Conn. *	L 53-64
2/3/09	Pittsburgh, Pa.	L 70-82
2/6/10	Notre Dame, Ind.	W 86-76
1/15/11	Pittsburgh, Pa.	W 82-50
1/17/12	Notre Dame, Ind.	W 120-44
1/23/13	Pittsburgh, Pa.	W 73-47
1/16/14	Pittsburgh, Pa.	W 109-66
2/26/15	Notre Dame, Ind.	W 87-59

* - BIG EAST Tournament

PRAIRIE VIEW A&M

Notre Dame leads 1-0
Home: 1-0, Away: 0-0, Neutral: 0-0

Date	Site	Score
12/28/06	Notre Dame, Ind.	W 94-55

PROVIDENCE

Notre Dame leads 22-0
Home: 11-0, Away: 11-0, Neutral: 0-0

Date	Site	Score
1/14/96	Providence, R.I.	W 90-80
12/7/96	Notre Dame, Ind.	W 91-75
2/16/97	Providence, R.I.	W 97-74
1/24/98	Notre Dame, Ind.	W 109-60
1/10/99	Notre Dame, Ind.	W 79-56
1/30/99	Providence, R.I.	W 97-59
2/1/00	Providence, R.I.	W 90-60
1/31/01	Notre Dame, Ind.	W 64-44
1/5/02	Notre Dame, Ind.	W 72-66
1/19/02	Providence, R.I.	W 69-41
2/16/03	Providence, R.I.	W 67-61
2/14/04	Notre Dame, Ind.	W 81-51
2/9/05	Providence, R.I.	W 75-57
2/4/06	Notre Dame, Ind.	W 66-48
2/17/07	Providence, R.I.	W 82-65
1/30/08	Notre Dame, Ind.	W 85-54
2/28/09	Providence, R.I.	W 65-56
1/27/10	Notre Dame, Ind.	W 84-59
12/8/10	Providence, R.I.	W 79-43

2/14/12	Notre Dame, Ind.	W 66-47
1/26/13	Notre Dame, Ind.	W 89-44
3/2/13	Providence, R.I.	W 92-57

PURDUE

Purdue leads 14-12
Home: 7-4, Away: 3-8, Neutral: 2-2

Date	Site	Score
11/26/84	Notre Dame, Ind.	L 59-62
11/30/85	West Lafayette, Ind.	L 54-71
12/1/91	West Lafayette, Ind.	L 66-80
12/4/92	Notre Dame, Ind.	L 41-74
12/8/93	West Lafayette, Ind.	L 59-66
11/30/94	Notre Dame, Ind.	L 83-87
3/15/96	Lubbock, Texas *	W 73-60
12/15/96	West Lafayette, Ind.	L 58-73
12/10/97	Notre Dame, Ind.	W 77-71
3/21/98	Lubbock, Texas #	L 65-70
12/8/99	West Lafayette, Ind.	L 61-71
12/9/00	Notre Dame, Ind.	W 72-61
4/1/01	St. Louis, Mo. %	W 68-66
12/6/01	West Lafayette, Ind.	L 57-70
1/4/03	Notre Dame, Ind.	L 54-71
3/30/03	Dayton, Ohio #	L 47-66
1/4/04	West Lafayette, Ind. +	L 63-76
1/16/05	Notre Dame, Ind. +	W 86-69
12/7/05	West Lafayette, Ind.	L 54-65
12/6/06	Notre Dame, Ind.	W 67-58
12/8/07	West Lafayette, Ind.	W 61-48
12/7/08	Notre Dame, Ind.	W 62-51
1/4/10	West Lafayette, Ind.	W 79-75
12/5/10	Notre Dame, Ind.	W 72-51
12/10/11	West Lafayette, Ind.	W 66-38
12/29/12	Notre Dame, Ind.	W 74-47

* - NCAA Championship (First Round)
 # - NCAA Championship (Regional Semifinal)
 % - NCAA Championship (National Championship)
 + - BIG EAST/Big Ten Challenge

PURDUE-CALUMET

Notre Dame leads 2-0
Home: 1-0, Away: 1-0, Neutral: 0-0

Date	Site	Score
1/18/78	Hammond, Ind.	W 50-46
2/7/80	Notre Dame, Ind.	W 79-38

QUINNIPIAC

Notre Dame leads 1-0
Home: 1-0, Away: 0-0, Neutral: 0-0

Date	Site	Score
11/25/14	Notre Dame, Ind. *	W 112-52

* - Hall of Fame Women's Challenge

RICE

Series tied 1-1
Home: 1-0, Away: 0-1, Neutral: 0-0

Date	Site	Score
12/31/00	Notre Dame, Ind.	W 80-40
12/28/01	Houston, Texas	L 61-72

RICHMOND

Notre Dame leads 3-0
Home: 1-0, Away: 1-0, Neutral: 1-0

Date	Site	Score
3/25/89	Amarillo, Texas *	W 51-46
11/28/06	Notre Dame, Ind.	W 87-66
1/2/08	Richmond, Va.	W 84-59


* - NWIT

ROBERT MORRIS

Notre Dame leads 1-0
Home: 0-0, Away: 0-0, Neutral: 1-0

Date	Site	Score
3/22/14	Toledo, Ohio *	W 93-42

* - NCAA Championship (First Round)



Notre Dame has won seven in a row and eight of its last nine games against in-state rival Purdue, most recently defeating the Boilermakers, 74-47 on Dec. 29, 2012, at Purcell Pavilion behind 15 points and 17 rebounds from All-America forward Natalie Achonwa.



All-America guard Skylar Diggins registered a career-high 14 assists (third-most in school history) as Notre Dame tied a program scoring record with a 128-55 win over Saint Francis (Pa.) on Dec. 31, 2012, at Purcell Pavilion.

RUTGERS

Rutgers leads 16-13
Home: 7-4, Away: 5-9, Neutral: 1-3

Date	Site	Score
11/27/82	Chicago, Ill. *	L 74-81
1/9/86	Piscataway, N.J.	L 61-69
11/29/86	Notre Dame, Ind.	L 50-71
11/28/95	Notre Dame, Ind.	W 66-54
2/3/96	Piscataway, N.J.	L 62-73
1/21/97	Notre Dame, Ind.	W 76-61
3/2/97	Storrs, Conn. #	W 86-58
12/3/97	Piscataway, N.J.	L 67-80
2/24/98	Notre Dame, Ind.	W 71-64
2/13/99	Piscataway, N.J.	L 57-77
3/1/99	Piscataway, N.J. #	W 68-61
2/19/00	Piscataway, N.J.	W (ot) 78-74
3/6/00	Storrs, Conn. #	L (ot) 72-81
1/6/01	Notre Dame, Ind.	W 67-46
2/17/01	Piscataway, N.J.	L 53-54
2/16/02	Piscataway, N.J.	W 57-52
1/18/03	Notre Dame, Ind.	L 61-64
2/28/04	Piscataway, N.J.	L 55-69
3/7/04	Hartford, Conn. #	L 45-51
1/23/05	Notre Dame, Ind.	W 63-47
2/19/05	Piscataway, N.J.	L 48-59
1/24/06	Piscataway, N.J.	L 43-69
2/24/07	Notre Dame, Ind.	L 60-76
2/19/08	Piscataway, N.J.	L 51-57
1/27/09	Notre Dame, Ind.	L 68-78
2/1/10	Piscataway, N.J.	W 75-63
2/12/11	Notre Dame, Ind.	W 71-49
1/31/12	Piscataway, N.J.	W 71-41
1/13/13	Notre Dame, Ind.	W 71-46

* - Orange Crush Classic
- BIG EAST Tournament

ST. AMBROSE

Notre Dame leads 4-0
Home: 4-0, Away: 0-0, Neutral: 0-0

Date	Site	Score
1/18/80	Notre Dame, Ind.	W 54-52
2/7/81	Notre Dame, Ind.	W 56-49
12/20/86	Notre Dame, Ind.	W 66-50
12/12/87	Notre Dame, Ind.	W 86-73

ST. BONAVENTURE

Notre Dame leads 1-0
Home: 0-0, Away: 0-0, Neutral: 1-0

Date	Site	Score
3/25/12	Raleigh, N.C. *	W 79-35

* - NCAA Championship (Regional Semifinal)

ST. FRANCIS (ILL.)

Notre Dame leads 2-1
Home: 1-1, Away: 1-0, Neutral: 0-0

Date	Site	Score
12/11/80	Notre Dame, Ind.	L 54-57
1/13/82	Joliet, Ill.	W 61-57
12/4/82	Notre Dame, Ind.	W 86-42

ST. FRANCIS (IND.)

Notre Dame leads 1-0
Home: 0-0, Away: 0-0, Neutral: 1-0

Date	Site	Score
2/25/78	Rensselaer, Ind. *	W 61-45

* - North District Tournament

SAINT FRANCIS (PA.)

Notre Dame leads 2-0
Home: 2-0, Away: 0-0, Neutral: 0-0

Date	Site	Score
12/29/07	Notre Dame, Ind.	W 82-39
12/31/12	Notre Dame, Ind.	W 128-55

ST. JOHN'S

Notre Dame leads 22-3
Home: 11-0, Away: 8-3, Neutral: 3-0

Date	Site	Score
1/4/96	Jamaica, N.Y.	W 74-48
1/24/96	Notre Dame, Ind.	W 66-53
2/2/97	Jamaica, N.Y.	W 75-47
1/10/98	Jamaica, N.Y.	W 77-57
2/12/98	Notre Dame, Ind.	W 76-44
2/28/98	Piscataway, N.J. *	W 94-57
1/23/99	Notre Dame, Ind.	W 99-60
1/26/00	Jamaica, N.Y.	W 69-49
2/12/00	Notre Dame, Ind.	W 94-51
1/9/01	Jamaica, N.Y.	W 84-49
2/13/02	Notre Dame, Ind.	W 66-31
1/14/03	Jamaica, N.Y.	W 71-42
2/12/03	Notre Dame, Ind.	W 76-48
2/17/04	Jamaica, N.Y.	W 69-56
1/26/05	Notre Dame, Ind.	W 72-65
1/4/06	Jamaica, N.Y.	L 63-66
1/16/07	Notre Dame, Ind.	W 83-65
3/3/08	Jamaica, N.Y.	L 51-61
1/17/09	Notre Dame, Ind.	W 70-67
3/7/09	Hartford, Conn. *	W 62-45
2/16/10	Jamaica, N.Y.	L 71-76
3/7/10	Hartford, Conn. *	W 75-67
1/23/11	Notre Dame, Ind.	W 69-36
1/28/12	Jamaica, N.Y.	W 71-56
1/20/13	Notre Dame, Ind.	W 74-50

* - BIG EAST Tournament

ST. JOSEPH'S (IND.)

Notre Dame leads 4-3
Home: 2-0, Away: 2-3, Neutral: 0-0

Date	Site	Score
12/6/77	Rensselaer, Ind.	W 79-67
3/5/78	Rensselaer, Ind. *	L 64-65
2/13/79	Rensselaer, Ind.	L 62-67
2/24/79	Rensselaer, Ind. #	W (ot) 70-69
1/16/80	Notre Dame, Ind.	W 72-64
2/17/81	Rensselaer, Ind.	L 64-84
12/2/81	Notre Dame, Ind.	W 78-44

* - IAAW Tournament
- North District Tournament

SAINT JOSEPH'S (PA.)

Notre Dame leads 2-1
Home: 1-0, Away: 1-1, Neutral: 0-0

Date	Site	Score
1/24/87	Philadelphia, Pa.	L 57-71
12/29/90	Philadelphia, Pa. *	W 72-53
12/21/14	Notre Dame, Ind.	W 64-50

* - Texaco-Hawk Classic

SAINT LOUIS

Notre Dame leads 6-1
Home: 3-1, Away: 3-0, Neutral: 0-0

Date	Site	Score
1/20/80	Notre Dame, Ind.	L 49-65
1/14/89	St. Louis, Mo.	W 79-54
2/11/89	Notre Dame, Ind.	W 78-34
2/1/90	Notre Dame, Ind.	W 84-50
2/20/90	St. Louis, Mo.	W 78-48
1/31/91	St. Louis, Mo.	W 97-48
2/19/91	Notre Dame, Ind.	W 87-47

SAINT MARY'S (CALIF.)

Notre Dame leads 1-0
Home: 0-0, Away: 0-0, Neutral: 1-0

Date	Site	Score
3/13/99	Baton Rouge, La. *	W 61-57

* - NCAA Championship (First Round)

SAINT MARY'S (IND.)

Notre Dame leads 10-0
Home: 5-0, Away: 4-0, Neutral: 1-0

Date	Site	Score
2/6/78	Notre Dame, Ind.	W 61-51
2/20/78	Notre Dame, Ind. *	W 69-59
12/11/78	Notre Dame, Ind.	W 71-54
1/27/79	Notre Dame, Ind. *	W 70-43
2/23/79	Rensselaer, Ind. #	W 61-49
12/4/79	Notre Dame, Ind. *	W 81-45
1/30/80	Notre Dame, Ind.	W 73-56
12/8/80	Notre Dame, Ind.	W 71-52
1/28/81	Notre Dame, Ind. *	W 59-44
12/8/81	Notre Dame, Ind.	W 92-29

* - at Saint Mary's
- North District Tournament

SAN DIEGO

Notre Dame leads 1-0
Home: 1-0, Away: 0-0, Neutral: 0-0

Date	Site	Score
3/17/00	Notre Dame, Ind. *	W 87-61

* - NCAA Championship (First Round)

SAN DIEGO STATE

Series tied 1-1
Home: 0-0, Away: 0-0, Neutral: 1-1

Date	Site	Score
3/21/81	Anchorage, Alaska *	L 34-71
11/26/09	St. Thomas, U.S.V.I. #	W 84-79

* - Northern Lights Tournament
- Paradise Jam

SAN FRANCISCO

Notre Dame leads 2-0
Home: 1-0, Away: 1-0, Neutral: 0-0

Date	Site	Score
12/28/97	Notre Dame, Ind.	W 62-47
11/28/98	San Francisco, Calif.	W 74-43

SANTA CLARA

Santa Clara leads 1-0
Home: 0-0, Away: 0-0, Neutral: 0-1

Date	Site	Score
3/21/91	Amarillo, Texas *	L 65-81

* - *NWIT*

SETON HALL

Notre Dame leads 21-4
Home: 9-2, Away: 11-2, Neutral: 1-0

Date	Site	Score
12/11/93	Notre Dame, Ind.	L 55-62
11/26/94	South Orange, N.J.	L (ot) 60-65
1/2/96	South Orange, N.J.	W (ot) 88-79
3/4/96	Storrs, Conn. *	W 69-58
1/2/97	South Orange, N.J.	W 87-47
2/22/97	Notre Dame, Ind.	W 75-61
1/31/98	Notre Dame, Ind.	W 91-35
1/20/99	South Orange, N.J.	W 87-47
2/6/99	Notre Dame, Ind.	W 77-49
1/11/00	Notre Dame, Ind.	W 80-52
1/21/01	South Orange, N.J.	W 72-47
1/9/02	Notre Dame, Ind.	W 79-45
2/2/02	South Orange, N.J.	W 65-60
3/1/03	Notre Dame, Ind.	W 62-60
2/8/04	South Orange, N.J.	L 45-51
1/2/05	Notre Dame, Ind.	W 54-33
3/1/05	South Orange, N.J.	W 41-35
1/7/06	Notre Dame, Ind.	L 61-74
1/2/07	South Orange, N.J.	W 64-61
3/1/08	Notre Dame, Ind.	W 70-55
1/3/09	South Orange, N.J.	W 66-60
2/27/10	South Orange, N.J.	W 72-47
2/8/11	Notre Dame, Ind.	W 89-38
1/4/12	South Orange, N.J.	W 74-36
2/9/13	South Orange, N.J.	W 69-49

* - *BIG EAST Tournament*

SOUTH CAROLINA

Series tied 2-2
Home: 0-1, Away: 0-1, Neutral: 2-0

Date	Site	Score
1/31/81	Notre Dame, Ind.	L 48-124
2/20/82	Columbia, S.C.	L 54-76
11/27/09	St. Thomas, U.S.VI. *	W 78-55
4/5/15	Tampa, Fla. #	W 66-65

* - *Paradise Jam*
 # - *NCAA Championship (National Semifinal)*

SOUTH DAKOTA

South Dakota leads 2-0
Home: 0-1, Away: 0-1, Neutral: 0-0

Date	Site	Score
1/14/80	Vermillion, S.D.	L 61-76
11/22/80	Notre Dame, Ind.	L 60-67

SOUTH DAKOTA STATE

Notre Dame leads 1-0
Home: 1-0, Away: 0-0, Neutral: 0-0

Date	Site	Score
1/2/14	Notre Dame, Ind.	W 94-51

SOUTHEAST MISSOURI

Notre Dame leads 1-0
Home: 1-0, Away: 0-0, Neutral: 0-0

Date	Site	Score
1/2/11	Notre Dame, Ind.	W 97-21

SOUTHERN CALIFORNIA (USC)

Notre Dame leads 8-2
Home: 4-0, Away: 3-1, Neutral: 1-1

Date	Site	Score
1/2/85	Fullerton, Calif.	L 53-69
12/27/99	Notre Dame, Ind.	W 74-59
12/28/00	Los Angeles, Calif.	W 70-61
12/9/01	Notre Dame, Ind.	W 62-49
11/29/02	Los Angeles, Calif.	W 69-57
12/22/03	Notre Dame, Ind.	W 73-62
11/26/04	Los Angeles, Calif.	W 60-56
11/27/05	Notre Dame, Ind.	W 73-62
11/24/06	Los Angeles, Calif.	L 58-69
11/25/11	Freeport, Bahamas *	W 80-58

* - *Junkanoo Jam*

SIU-EDWARDSVILLE

Notre Dame leads 1-0
Home: 0-0, Away: 0-0, Neutral: 1-0

Date	Site	Score
1/11/80	DeKalb, Ill. *	W 65-51

* - *Huskie Invitational*

SOUTHERN METHODIST (SMU)

Notre Dame leads 2-1
Home: 1-0, Away: 0-1, Neutral: 1-0

Date	Site	Score
1/17/82	Notre Dame, Ind.	W 76-60
1/15/84	Dallas, Texas	L 63-64
3/23/08	West Lafayette, Ind. *	W 75-62

* - *NCAA Championship (First Round)*

SOUTH FLORIDA (USF)

Notre Dame leads 10-2
Home: 4-1, Away: 4-1, Neutral: 2-0

Date	Site	Score
12/13/97	Notre Dame, Ind.	W 73-50
12/19/98	Tampa, Fla.	W 83-63
1/28/06	Notre Dame, Ind.	L (ot) 64-68
3/4/06	Hartford, Conn. *	W 73-66
1/13/07	Tampa, Fla.	L (ot) 78-87
2/27/08	Notre Dame, Ind.	W 92-49
2/17/09	Tampa, Fla.	W 86-79
1/12/10	Notre Dame, Ind.	W 81-64
2/5/11	Tampa, Fla.	W 76-68
2/25/12	Notre Dame, Ind.	W 80-68
1/8/13	Tampa, Fla.	W (ot) 75-71
3/10/13	Hartford, Conn. *	W 75-66

* - *BIG EAST Tournament*

SPRING ARBOR

Spring Arbor leads 1-0
Home: 0-0, Away: 0-0, Neutral: 0-1

Date	Site	Score
3/8/80	Upland, Ind. *	L 56-61

* - *AIAW Midwest Regional*

STANFORD

Stanford leads 2-1
Home: 0-1, Away: 0-1, Neutral: 1-0


Date	Site	Score
12/2/90	Stanford, Calif.	L 67-97
11/24/91	Notre Dame, Ind.	L 76-88
3/27/15	Oklahoma City, Okla. *	W 81-60

* - *NCAA Championship (Regional Semifinal)*

SYRACUSE

Notre Dame leads 28-2
Home: 14-0, Away: 13-1, Neutral: 1-1

Date	Site	Score
1/16/88	Notre Dame, Ind.	W 81-64
2/4/89	Syracuse, N.Y.	L 56-63
12/8/90	Notre Dame, Ind.	W 71-66
12/31/91	Syracuse, N.Y.	W 81-60
1/10/96	Notre Dame, Ind.	W 91-52



Ashley Barlow tallied a double-double with 20 points and 12 rebounds to pace the Irish to a 75-62 win over SMU in the first round of the 2008 NCAA Championship.

3/3/96	Storrs, Conn. ^	W 70-55
1/15/97	Syracuse, N.Y.	W 72-45
2/6/97	Notre Dame, Ind.	W 90-73
1/21/98	Syracuse, N.Y.	W 87-69
1/26/99	Syracuse, N.Y.	W 94-61
2/17/99	Notre Dame, Ind.	W 82-60
1/15/00	Notre Dame, Ind.	W 71-56
2/14/01	Syracuse, N.Y.	W 75-61
1/29/02	Notre Dame, Ind.	W 71-46
3/3/02	Piscataway, N.J. ^	L 79-94
3/4/03	Syracuse, N.Y.	W 62-54
1/21/04	Syracuse, N.Y.	W 64-35
3/2/04	Notre Dame, Ind.	W 54-33
1/5/05	Notre Dame, Ind.	W 75-58
1/19/05	Syracuse, N.Y.	W 74-61
1/31/06	Syracuse, N.Y. *	W 67-55
1/20/07	Notre Dame, Ind.	W 83-55
2/16/08	Syracuse, N.Y. *	W 79-67
2/24/09	Notre Dame, Ind.	W 90-79
1/30/10	Syracuse, N.Y. *	W 74-73
2/1/11	Notre Dame, Ind.	W 71-48
2/7/12	Syracuse, N.Y. *	W 74-55
2/26/13	Notre Dame, Ind.	W 79-68
2/9/14	Notre Dame, Ind.	W 101-64
1/4/15	Syracuse, N.Y. *	W 85-74

^ - *BIG EAST Tournament*
 * - *Game played at Carrier Dome*

TAYLOR

Notre Dame leads 2-0
Home: 2-0, Away: 0-0, Neutral: 0-0

Date	Site	Score
1/14/81	Notre Dame, Ind.	W 77-71
2/10/82	Notre Dame, Ind.	W 79-41

TEMPLE

Notre Dame leads 3-2
Home: 2-0, Away: 0-2, Neutral: 1-0

Date	Site	Score
12/29/89	Philadelphia, Pa.	L 61-70
12/28/91	Philadelphia, Pa.	L 69-80
12/21/93	Notre Dame, Ind.	W 83-51
12/14/02	Notre Dame, Ind.	W 84-61
3/21/11	Salt Lake City, Utah *	W 77-64

* - *NCAA Championship (Second Round)*

THIS IS NOTRE DAME

2015-16 SEASON PREVIEW

THE FIGHTING IRISH

COACHES AND STAFF

OPPONENTS

2014-15 SEASON IN REVIEW

RECORDS

HISTORY

TENNESSEE

Tennessee leads 20-5

Home: 2-8, Away: 2-8, Neutral: 1-4

Date	Site	Score
11/25/83	Notre Dame, Ind. *	L 56-71
11/24/84	Knoxville, Tenn.	L 57-62
12/9/85	Notre Dame, Ind.	L 63-71
2/14/87	Knoxville, Tenn.	L 55-90
2/3/88	Notre Dame, Ind.	L 71-91
2/20/89	Knoxville, Tenn.	L 43-98
12/3/89	Notre Dame, Ind.	L 54-77
2/9/91	Knoxville, Tenn.	L 71-88
1/12/92	Notre Dame, Ind.	L 82-85
1/4/93	Knoxville, Tenn.	L 48-79
1/7/94	Notre Dame, Ind.	L 70-105
11/19/96	Ruston, La. †	L 59-72
3/28/97	Cincinnati, Ohio @	L 66-80
3/17/02	Knoxville, Tenn. #	L 50-89
12/28/02	Indianapolis, Ind.	L 61-77
11/30/03	Knoxville, Tenn.	L 59-83
12/31/05	Notre Dame, Ind.	L 51-62
12/30/06	Knoxville, Tenn.	L 54-78
1/5/08	Notre Dame, Ind.	L 63-87
3/30/08	Oklahoma City, Okla. \$	L 64-74
3/28/11	Dayton, Ohio %	W 73-59
1/23/12	Notre Dame, Ind.	W 72-44
1/28/13	Knoxville, Tenn.	W 77-67
1/20/14	Knoxville, Tenn.	W 86-70
1/19/15	Notre Dame, Ind.	W 88-77

* - Notre Dame Thanksgiving Classic
 † - Preseason VNIIT (Semifinal)
 @ - NCAA Championship (National Semifinal)
 # - NCAA Championship (Second Round)
 \$ - NCAA Championship (Regional Semifinal)
 % - NCAA Championship (Regional Final)

TENNESSEE-MARTIN

Notre Dame leads 1-0

Home: 0-0, Away: 0-0, Neutral: 1-0

Date	Site	Score
3/24/13	Iowa City, Iowa *	W 97-64

* - NCAA Championship (First Round)

TEXAS

Series tied 1-1

Home: 0-0, Away: 1-1, Neutral: 0-0

Date	Site	Score
12/5/86	Austin, Texas*	L 59-84
3/17/97	Austin, Texas !	W 86-83

* - Texas Classic
 ! - NCAA Championship (Second Round)

TEXAS A&M

Texas A&M leads 2-1

Home: 0-0, Away: 0-0, Neutral: 1-2

Date	Site	Score
12/3/95	Kona, Hawaii *	L (ot) 84-88
4/5/11	Indianapolis, Ind. #	L 70-76
12/21/12	Las Vegas, Nev. &	W 83-74

* - Kona Women's Basketball Classic
 # - NCAA Championship (National Championship)
 & - World Vision Classic

TEXAS CHRISTIAN (TCU)

Notre Dame leads 1-0

Home: 1-0, Away: 0-0, Neutral: 0-0

Date	Site	Score
12/13/90	Notre Dame, Ind.	W 78-67

TEXAS STATE

Notre Dame leads 1-0

Home: 0-0, Away: 0-0, Neutral: 1-0

Date	Site	Score
1/4/86	Coral Gables, Fla. *	W 68-43

* - Burger King Classic
 NOTE: School formerly Southwest Texas State

TEXAS TECH

Texas Tech leads 2-1

Home: 0-0, Away: 1-1, Neutral: 0-1

Date	Site	Score
3/17/96	Lubbock, Texas *	L 67-82
3/15/98	Lubbock, Texas *	W 74-59
3/25/00	Memphis, Tenn. †	L 65-69

* - NCAA Championship (Second Round)
 † - NCAA Championship (Regional Semifinal)

TOLEDO

Notre Dame leads 3-2

Home: 2-0, Away: 1-1, Neutral: 0-1

Date	Site	Score
12/19/88	Notre Dame, Ind.	W 77-70
3/23/89	Amarillo, Texas *	L 62-85
1/6/90	Toledo, Ohio	L 69-70
12/2/98	Notre Dame, Ind.	W 82-64
11/20/99	Toledo, Ohio	W 68-52

* - NWIT

UC IRVINE

Notre Dame leads 1-0

Home: 0-0, Away: 1-0, Neutral: 0-0

Date	Site	Score
12/2/94	Irvine, Calif. *	W 72-71

* - UC/Newport Beach Marriott Classic

UCLA

UCLA leads 9-7

Home: 4-3, Away: 3-5, Neutral: 0-1

Date	Site	Score
12/5/81	Notre Dame, Ind.	L 45-50
11/26/82	Chicago, Ill. *	L 54-82
1/30/83	Los Angeles, Calif.	L 53-84
12/3/83	Notre Dame, Ind.	W 70-61
12/30/84	Los Angeles, Calif.	L 51-78
12/21/85	Notre Dame, Ind.	L 67-73
1/5/87	Los Angeles, Calif.	L (ot) 65-67
12/22/89	Notre Dame, Ind.	W 61-60
11/30/90	Los Angeles, Calif.	L 75-89
3/18/92	Los Angeles, Calif. #	L 71-92
11/30/97	Los Angeles, Calif.	W (2ot) 93-91
11/14/98	Notre Dame, Ind.	W 99-82
11/18/10	Notre Dame, Ind.	L (2ot) 83-86
11/23/12	Los Angeles, Calif.	W 76-64
12/7/13	Notre Dame, Ind.	W 90-48
12/28/14	Los Angeles, Calif.	W 82-67

* - Orange Crush Classic
 # - NCAA Championship (First Round)

UC SANTA BARBARA

Notre Dame leads 2-0

Home: 0-0, Away: 1-0, Neutral: 1-0

Date	Site	Score
11/28/97	Santa Barbara, Calif.	W 86-75
3/19/05	Fresno, Calif. *	W 61-51

* - NCAA Championship (First Round)

UPPER IOWA

Notre Dame leads 1-0

Home: 0-0, Away: 0-0, Neutral: 1-0

Date	Site	Score
1/12/79	DeKalb, Ill. *	W 71-49

* - Northern Illinois Tournament

U.S. INTERNATIONAL

Notre Dame leads 1-0

Home: 0-0, Away: 0-0, Neutral: 1-0

Date	Site	Score
3/20/86	Amarillo, Texas *	W 86-61

* - NWIT

UTAH

Notre Dame leads 3-0

Home: 0-0, Away: 1-0, Neutral: 2-0

Date	Site	Score
3/24/01	Denver, Colo. *	W 69-54
12/18/05	Las Vegas, Nev. ^	W 68-55
3/19/11	Salt Lake City, Utah #	W 67-54

* - NCAA Championship (Regional Semifinal)
 ^ - Duel in the Desert (Championship)
 # - NCAA Championship (First Round)

UTAH STATE

Notre Dame leads 1-0

Home: 1-0, Away: 0-0, Neutral: 0-0

Date	Site	Score
12/8/12	Notre Dame, Ind.	W 109-70


VALPARAISO

Notre Dame leads 25-0

Home: 12-0, Away: 11-0, Neutral: 2-0

Date	Site	Score
12/3/77	Notre Dame, Ind.	W 48-41
12/1/78	Valparaiso, Ind.	W 57-43
12/9/78	Huntington, Ind. *	W 66-52
1/22/79	Notre Dame, Ind.	W 57-43
2/22/79	Rensselaer, Ind. #	W 52-49
1/22/80	Valparaiso, Ind.	W 65-55
1/22/81	Notre Dame, Ind.	W 57-48
1/21/82	Valparaiso, Ind.	W 84-27
12/19/87	Notre Dame, Ind.	W 93-60
2/25/88	Valparaiso, Ind.	W 91-56
12/17/95	Notre Dame, Ind.	W 90-44
12/21/96	Valparaiso, Ind.	W 75-56
12/29/99	Notre Dame, Ind.	W 88-63
11/17/00	Valparaiso, Ind.	W 71-46
11/18/01	Notre Dame, Ind.	W 42-35
12/4/02	Valparaiso, Ind.	W 74-68
11/21/03	Notre Dame, Ind.	W 74-57
11/30/04	Valparaiso, Ind.	W 69-59
12/28/05	Notre Dame, Ind.	W 58-50
12/19/06	Valparaiso, Ind.	W 60-59
12/12/07	Notre Dame, Ind.	W 94-56
12/13/08	Valparaiso, Ind.	W 63-55
12/12/09	Notre Dame, Ind.	W 88-47
12/20/10	Valparaiso, Ind.	W 94-43
11/16/13	Notre Dame, Ind.	W 96-46

* - Huntington Tournament
 # - North District Tournament



All-America guard Jewell Loyd scored a game-high 22 points as Notre Dame won for the 25th time in as many matchups against Valparaiso, 96-46 on Nov. 16, 2013, at Purcell Pavilion.

VANDERBILT

Notre Dame leads 4-1
Home: 2-0, Away: 1-1, Neutral: 1-0

Date	Site	Score
1/8/89	Nashville, Tenn.	L 64-86
1/4/90	Notre Dame, Ind.	W 77-63
3/26/01	Denver, Colo. *	W 72-64
12/30/08	Nashville, Tenn.	W 59-57
12/31/09	Notre Dame, Ind.	W 74-69

* - NCAA Championship (Regional Final)

VERMONT

Notre Dame leads 1-0
Home: 1-0, Away: 0-0, Neutral: 0-0

Date	Site	Score
3/23/10	Notre Dame, Ind. *	W 84-66

* - NCAA Championship (Second Round)

VILLANOVA

Notre Dame leads 19-10
Home: 9-2, Away: 8-6, Neutral: 2-2

Date	Site	Score
1/6/81	Villanova, Pa.	L 57-70
1/3/83	Villanova, Pa.	W 72-68
2/11/84	Notre Dame, Ind.	W 85-79
12/29/87	Villanova, Pa. *	L 55-56
2/14/96	Notre Dame, Ind.	W 72-56
1/12/97	Villanova, Pa.	W 77-54
2/19/97	Notre Dame, Ind.	W 68-51
1/28/98	Villanova, Pa.	L 54-70
3/1/98	Piscataway, N.J. #	W 56-48
12/12/98	Notre Dame, Ind.	W 63-62
2/10/99	Villanova, Pa.	W 74-52
2/28/99	Piscataway, N.J. #	W 83-53
2/16/00	Villanova, Pa.	W 70-52
12/6/00	Notre Dame, Ind.	W 64-33
1/12/02	Villanova, Pa.	L 59-60
2/26/02	Notre Dame, Ind.	L 45-48
1/25/03	Villanova, Pa.	W 58-56
3/9/03	Piscataway, N.J. #	L 39-50
1/24/04	Notre Dame, Ind.	W 38-36
1/9/05	Villanova, Pa.	L 54-59
2/7/06	Notre Dame, Ind.	L (ot) 65-69
2/13/07	Villanova, Pa.	W 75-58
1/16/08	Notre Dame, Ind.	W 69-58
1/24/09	Villanova, Pa.	L 48-55
3/8/09	Hartford, Conn. #	L 47-58
1/9/10	Notre Dame, Ind.	W 81-46
1/29/11	Villanova, Pa.	W 58-43
1/21/12	Notre Dame, Ind.	W 76-43
2/5/13	Villanova, Pa.	W 59-52

* - Wildcat Tournament
 # - BIG EAST Tournament

VINCENNES

Vincennes leads 1-0
Home: 0-0, Away: 0-0, Neutral: 0-1

Date	Site	Score
3/4/78	Rensselaer, Ind. *	L 69-73

* - IAAIW Tournament

VIRGINIA

Series tied 2-2
Home: 1-0, Away: 1-1, Neutral: 0-1

Date	Site	Score
2/22/81	Chicago, Ill.	L 40-68
1/4/88	Charlottesville, Va.	L 59-79
1/12/14	Charlottesville, Va.	W 79-72
2/5/15	Notre Dame, Ind.	W 75-54

VIRGINIA TECH

Notre Dame leads 7-1
Home: 4-0, Away: 2-1, Neutral: 1-0

Date	Site	Score
1/3/01	Blacksburg, Va.	W 75-64
1/13/01	Notre Dame, Ind.	W 75-55

3/5/01	Storrs, Conn. *	W 67-49
1/26/02	Notre Dame, Ind.	W 64-57
2/9/03	Blacksburg, Va.	L 50-53
1/10/04	Notre Dame, Ind.	W 53-40
1/30/14	Notre Dame, Ind.	W 74-48
1/29/15	Blacksburg, Va.	W 74-50

* - BIG EAST Tournament

WAKE FOREST

Notre Dame leads 3-0
Home: 2-0, Away: 1-0, Neutral: 0-0

Date	Site	Score
11/27/10	Notre Dame, Ind. *	W 92-69
2/20/14	Winston-Salem, N.C.	W 86-61
2/1/15	Notre Dame, Ind.	W 92-63

* - WBCA Classic

WASHINGTON

Notre Dame leads 2-1
Home: 1-0, Away: 0-1, Neutral: 1-0

Date	Site	Score
12/2/95	Kona, Hawaii *	W 80-67
12/7/03	Seattle, Wash.	L 74-85
12/11/04	Notre Dame, Ind.	W 72-58

* - Kona Women's Basketball Classic

WESTERN KENTUCKY

Notre Dame leads 1-0
Home: 1-0, Away: 0-0, Neutral: 0-0

Date	Site	Score
11/13/07	Notre Dame, Ind. *	W 75-59

* - Preseason WNIT (Second Round)

WESTERN MICHIGAN

Notre Dame leads 9-0
Home: 6-0, Away: 3-0, Neutral: 0-0

Date	Site	Score
12/8/82	Kalamazoo, Mich.	W 68-62
12/14/83	Notre Dame, Ind.	W 75-54
12/5/84	Notre Dame, Ind.	W 76-46
12/2/85	Kalamazoo, Mich.	W 94-85
2/3/87	Notre Dame, Ind.	W 65-58
12/18/00	Notre Dame, Ind.	W 84-54
12/12/01	Notre Dame, Ind.	W 71-48
11/20/05	Kalamazoo, Mich.	W 71-68
11/19/06	Notre Dame, Ind.	W 87-67

WEST VIRGINIA

Notre Dame leads 19-3
Home: 10-1, Away: 7-2, Neutral: 2-0

Date	Site	Score
2/26/96	Morgantown, W.Va.	W 73-55
1/9/97	Notre Dame, Ind.	W 103-58
2/25/97	Morgantown, W.Va.	W 80-67
1/14/98	Notre Dame, Ind.	W 86-78
1/7/99	Notre Dame, Ind.	W 111-90
2/20/99	Morgantown, W.Va.	W 89-54
1/5/00	Notre Dame, Ind.	W 75-54
1/24/01	Morgantown, W.Va.	W 87-64
2/19/02	Notre Dame, Ind.	W 72-63
1/8/03	Morgantown, W.Va.	W 66-59
2/1/03	Notre Dame, Ind.	W 69-64
1/17/04	Morgantown, W.Va.	L 51-64
2/26/05	Notre Dame, Ind.	W 82-57
3/6/05	Hartford, Conn. *	W 70-59
2/22/06	Morgantown, W.Va.	W 70-58
2/4/07	Notre Dame, Ind.	W 77-67
1/13/08	Morgantown, W.Va.	L 50-56
3/2/09	Notre Dame, Ind.	W 72-66
1/24/10	Notre Dame, Ind.	W 74-66
2/22/10	Morgantown, W.Va.	W 72-60
12/2/12	Notre Dame, Ind.	L 63-65
3/5/12	Hartford, Conn. *	W 73-45

* - BIG EAST Tournament

WISCONSIN

Notre Dame leads 5-2
Home: 1-1, Away: 3-1, Neutral: 1-0

Date	Site	Score
3/1/87	Madison, Wis.	W 80-70
12/4/93	Providence, R.I. *	W 77-55
12/9/96	Notre Dame, Ind.	L 69-81
12/8/97	Madison, Wis.	L 77-89
11/22/00	Madison, Wis. #	W 83-56
12/4/03	Notre Dame, Ind.	W 82-64
12/4/05	Madison, Wis.	W 77-72

* - Brown PowerBar Tournament
 # - Coaches vs. Cancer Challenge

WISCONSIN-GREEN BAY

Series tied 1-1
Home: 0-0, Away: 1-1, Neutral: 0-0

Date	Site	Score
12/4/87	Green Bay, Wis. *	L 65-69
1/25/95	Green Bay, Wis.	W 67-56

* - Phoenix Classic

WISCONSIN-LA CROSSE

Wisconsin-La Crosse leads 1-0
Home: 0-0, Away: 0-1, Neutral: 0-0

Date	Site	Score
3/15/80	La Crosse, Wis. *	L 57-80

* - AIAW National Tournament

WISCONSIN-MILWAUKEE

Notre Dame leads 1-0
Home: 1-0, Away: 0-0, Neutral: 0-0

Date	Site	Score
1/28/95	Notre Dame, Ind.	W 98-50

WRIGHT STATE

Notre Dame leads 2-0
Home: 1-0, Away: 1-0, Neutral: 0-0

Date	Site	Score
1/7/95	Dayton, Ohio	W 76-41
1/19/95	Notre Dame, Ind.	W 67-48

XAVIER

Notre Dame leads 20-3
Home: 8-2, Away: 10-1, Neutral: 2-0

Date	Site	Score
1/7/84	Cincinnati, Ohio	W 85-68
2/25/84	Notre Dame, Ind.	W 91-77
2/9/85	Notre Dame, Ind.	W 107-61
3/9/85	Cincinnati, Ohio	W 78-50
2/8/86	Notre Dame, Ind.	W 104-57
3/6/86	Cincinnati, Ohio	W 76-43
1/26/89	Notre Dame, Ind.	W 66-52
2/25/89	Cincinnati, Ohio	W 69-56
1/25/90	Cincinnati, Ohio	W 92-59
2/26/90	Notre Dame, Ind.	W 85-61
1/29/91	Notre Dame, Ind.	W 74-50
3/2/91	Cincinnati, Ohio	W 69-53
1/7/92	Notre Dame, Ind.	L 66-69
2/6/92	Cincinnati, Ohio	L 86-104
3/14/92	Cincinnati, Ohio *	W 59-54
1/9/93	Cincinnati, Ohio	W 64-56
2/11/93	Notre Dame, Ind.	L 68-70
1/27/94	Notre Dame, Ind.	W 72-58
2/26/94	Cincinnati, Ohio	W 72-67
3/8/94	Indianapolis, Ind. *	W 72-63
1/5/95	Cincinnati, Ohio	W 72-63
3/1/95	Notre Dame, Ind.	W 86-73
3/9/95	DeKalb, Ill. *	W 83-52

* - IMCC Tournament

YOUNGSTOWN STATE

Notre Dame leads 1-0
Home: 0-0, Away: 0-0, Neutral: 1-0

Date	Site	Score
12/30/88	Philadelphia, Pa. *	W 61-50

* - Saint Joseph's Invitational

THIS IS NOTRE DAME

2015-16 SEASON PREVIEW

THE FIGHTING IRISH

COACHES AND STAFF

OPPONENTS

2014-15 SEASON IN REVIEW

RECORDS

HISTORY

Series vs. Opponents



	Games	Won	Lost
Adrian	1	0	1
Akron	1	1	0
Alabama	4	1	3
Alabama A&M	1	1	0
Alaska-Anchorage	1	1	0
Alcorn State	1	1	0
Arizona	4	3	1
Arizona State	4	2	2
Arkansas-Pine Bluff	1	1	0
Arkansas State	1	1	0
Army	1	1	0
Auburn	1	1	0
Augustana	1	1	0
Ball State	3	1	2
Baylor	6	2	4
Boston College	21	16	5
Boston University	1	0	1
Bowling Green	4	4	0
Bradley	1	1	0
Brigham Young (BYU)	1	1	0
Brown	1	1	0
Butler	26	20	6
California	2	2	0
Canisius	1	1	0
Cedarville	1	1	0
Central Florida (UCF)	3	3	0
Central Michigan	5	4	1
Charlotte	2	2	0
Chattanooga	1	1	0
Chicago	1	1	0
Chicago State	2	2	0
Cincinnati	9	9	0
Clark	1	1	0
Clemson	2	2	0
Cleveland State	6	6	0
Colorado	3	0	3
Colorado State	4	3	1
Concordia	1	1	0
Connecticut	44	11	33
Creighton	3	3	0
Davidson	1	1	0
Dayton	28	22	6
Delaware	1	0	1
DePaul	41	22	19
Detroit	24	22	2
Duke	12	11	1
Duquesne	3	3	0
East Carolina	2	2	0
Eastern Michigan	4	4	0
Evansville	20	19	1
Fairfield	1	1	0
Florida International	1	1	0
Florida State	4	4	0
Fordham	1	1	0
Franklin	1	0	1
Georgetown	29	26	3
George Washington	2	2	0
Georgia	3	1	2
Georgia Southern	1	1	0
Georgia Tech	4	4	0
Gonzaga	1	1	0
Goshen	6	6	0
Grace	2	2	0
Greenville	1	1	0
Hartford	1	1	0
Harvard	1	1	0
Hawaii	1	0	1
Holy Cross	1	1	0
Huntington	4	4	0
Idaho	1	0	1
Illinois	5	1	4
Illinois-Chicago	11	9	2
Illinois State	3	2	1

	Games	Won	Lost
Indiana	10	6	4
Indiana State	1	1	0
Indiana Tech	1	1	0
Iona	3	3	0
Iowa	2	2	0
Iowa State	1	1	0
IPFW	4	4	0
IUPUI	3	3	0
James Madison	2	0	2
Kansas	2	2	0
Kansas State	2	2	0
Kent State	1	1	0
Kentucky	2	1	1
La Salle	9	4	5
Liberty	3	3	0
Longwood	1	1	0
LSU	4	2	2
Louisiana Tech	3	1	2
Louisville	15	11	4
Loyola (Ill.)	24	21	3
Loyola (Md.)	2	2	0
Loyola Marymount	2	2	0
Manchester	1	1	0
Marion	4	2	2
Marquette	38	32	6
Maryland	9	5	4
Massachusetts	2	2	0
UMass Lowell	1	1	0
Memphis	1	1	0
Mercer	2	2	0
Miami (Fla.)	20	16	4
Miami (Ohio)	6	2	4
Michigan	18	11	7
Michigan State	16	8	8
Middle Tennessee	1	1	0
Minnesota	2	0	2
Missouri	1	1	0
Missouri State*	2	2	0
Montana	2	1	1
Morehead State	1	1	0
Mount St. Joseph	2	2	0
Mount St. Mary's	1	0	1
Nebraska	2	1	1
New Hampshire	1	1	0
New Mexico	1	1	0
North Carolina	5	4	1
North Carolina State	4	0	0
UNC Wilmington	1	1	0
Northeast Missouri	1	0	1
Northern Illinois	13	8	5
Northwestern	3	2	1
Northwestern State	1	0	1
Oakland	1	1	0
Ohio State	3	2	1
Ohio University	1	1	0
Oklahoma	5	3	2
Oklahoma State	1	1	0
Old Dominion	6	1	5
Oregon State	1	1	0
Pacific	1	1	0
Pacific Lutheran	1	1	0
Pennsylvania	3	3	0
Penn State	6	1	5
Pittsburgh	26	23	3
Prairie View A&M	1	1	0
Providence	22	22	0
Purdue	26	12	14
Purdue-Calumet	2	2	0
Quinnipiac	1	1	0
Rice	2	1	1
Richmond	3	3	0
Robert Morris	1	1	0
Rutgers	29	13	16

	Games	Won	Lost
St. Ambrose	4	4	0
St. Bonaventure	1	1	0
St. Francis (Ill.)	3	2	1
St. Francis (Ind.)	1	1	0
Saint Francis (Pa.)	2	2	0
St. John's	25	22	3
St. Joseph's (Ind.)	7	4	3
Saint Joseph's (Pa.)	3	2	1
Saint Louis	7	6	1
Saint Mary's (Calif.)	1	1	0
Saint Mary's (Ind.)	10	10	0
San Diego	1	1	0
San Diego State	2	1	1
San Francisco	2	2	0
Santa Clara	1	0	1
Seton Hall	25	21	4
South Carolina	4	2	2
South Dakota	2	0	2
South Dakota State	1	1	0
Southeast Missouri	1	1	0
Southern California (USC)	10	8	2
SIU-Edwardsville	1	1	0
Southern Methodist (SMU)	3	2	1
South Florida (USF)	12	10	2
Spring Arbor	1	0	1
Stanford	3	1	2
Syracuse	30	28	2
Taylor	2	2	0
Temple	5	3	2
Tennessee	25	5	20
Tennessee-Martin	1	1	0
Texas	2	1	1
Texas A&M	3	1	2
Texas Christian (TCU)	1	1	0
Texas State**	1	1	0
Texas Tech	3	1	2
Toledo	5	3	2
UC Irvine	1	1	0
UCLA	16	7	9
UC Santa Barbara	2	2	0
Upper Iowa	1	1	0
U.S. International	1	1	0
Utah	3	3	0
Utah State	1	1	0
Valparaiso	25	25	0
Vanderbilt	5	4	1
Vermont	1	1	0
Villanova	29	19	10
Vincennes	1	0	1
Virginia	4	2	2
Virginia Tech	8	7	1
Wake Forest	3	3	0
Washington	3	2	1
Western Kentucky	1	1	0
Western Michigan	9	9	0
West Virginia	22	19	3
Wisconsin	7	5	2
Wisconsin-Green Bay	2	1	1
Wisconsin-La Crosse	1	0	1
Wisconsin-Milwaukee	1	1	0
Wright State	2	2	0
Xavier	23	20	3
Youngstown State	1	1	0
Totals	1183	863	320

* - school formerly Southwest Missouri State

** - school formerly Southwest Texas State

boldface indicates 2015-16 opponent

Women's Basketball Hall of Fame
 Muffet McGraw 2011

Indiana Basketball Hall of Fame
 Muffet McGraw 2014

CoSIDA Academic All-America Hall of Fame
 Carol Lally (Shields)..... 2011
 Ruth Riley 2012

CoSIDA Academic All-America Team Member of the Year
 Ruth Riley 2001

CoSIDA Academic All-America Women's Basketball Team Member of the Year
 Ruth Riley 2001

CoSIDA Academic All-America Team
 Megan Duffy 2006 (First Team)
 Maggie Lally 1980, 1981 (Second Team)
 Shari Matvey 1981 (Second Team)
 Ruth Riley 2000, 2001 (First Team)
 Mary Beth Schueth 1983 (Second Team)

Associated Press National Player of the Year
 Ruth Riley 2001

Associated Press National Coach of the Year
 Muffet McGraw 2001, 2013, 2014

Naismith Trophy (National Player of the Year)
 Ruth Riley 2001

Naismith National Coach of the Year
 Muffet McGraw 2001, 2013, 2014

USBWA National Coach of the Year
 Muffet McGraw 2013, 2014



Skylar Diggins (left) is one of three players in NCAA history to be a two-time recipient of the Nancy Lieberman Award, given annually to the nation's top point guard.



Natalie Achonwa (center) and Kayla McBride (right) - pictured with classmate Ariel Braker (left) - earned Associated Press All-America honors in both 2013 and 2014.

WBCA National Coach of the Year (Pat Summitt Trophy)
 Muffet McGraw 2001, 2013

WBCA Regional Coach of the Year
 Muffet McGraw 1996, 2001, 2012, 2013, 2014

WBCA Carol Eckman Award
 Muffet McGraw 2009

espnW National Player of the Year
 Jewell Loyd 2015

Sports Illustrated National Player of the Year
 Ruth Riley 2001

Sports Illustrated National Coach of the Year
 Muffet McGraw 2001, 2014

Nancy Lieberman Award (top point guard in nation)
 Skylar Diggins 2012, 2013

Dawn Staley Award (top guard in nation)
 Skylar Diggins 2013

Frances Pomeroy Naismith Award (top senior player 5-foot-8 and under)
 Megan Duffy 2006
 Niele Ivey 2001

Associated Press All-America Team
 Natalie Achonwa 2014 (Third Team)
 2013 (Honorable Mention)
 Charel Allen 2008 (Honorable Mention)
 Lindsay Allen 2015 (Honorable Mention)
 Jacqueline Batteast 2005 (Third Team)
 2004 (Honorable Mention)
 Skylar Diggins 2012, 2013 (First Team)
 2011 (Third Team)
 2010 (Honorable Mention)
 Megan Duffy 2005, 2006 (Honorable Mention)
 Katryna Gaither 1996, 1997 (Honorable Mention)
 Niele Ivey 2001 (Third Team)
 Jewell Loyd 2015 (First Team)
 2014 (Second Team)
 Kayla McBride 2014 (First Team)
 2013 (Third Team)

Beth Morgan 1996, 1997 (Honorable Mention)
 Alicia Ratay 2000, 2002 (Honorable Mention)
 Ruth Riley 2000, 2001 (First Team)
 1999 (Third Team)
 Lindsay Schrader 2010 (Honorable Mention)
 Brianna Turner 2015 (Honorable Mention)

WBCA Coaches' All-America Team
 Jacqueline Batteast 2005
 Skylar Diggins 2011, 2012, 2013
 Jewell Loyd 2014, 2015
 Kayla McBride 2013, 2014
 Ruth Riley 2001

WBCA Coaches' All-America Team Finalist (honorable mention All-America)
 Natalie Achonwa 2013
 Charel Allen 2007
 Jacqueline Batteast 2002, 2004
 Skylar Diggins 2010
 Megan Duffy 2005, 2006
 Katryna Gaither 1996, 1997
 Beth Morgan 1996, 1997
 Natalie Novosel 2011, 2012
 Devereaux Peters 2011, 2012
 Ruth Riley 1999, 2000
 Karen Robinson 1991
 Lindsay Schrader 2010
 Brianna Turner 2015

USBWA All-America Team
 Skylar Diggins 2012, 2013
 Jewell Loyd 2014, 2015
 Kayla McBride 2014
 Ruth Riley 2000, 2001

USBWA National Freshman of the Year
 Jacqueline Batteast 2002
 Jewell Loyd 2013

USBWA Women's Basketball Scholar-Athlete of the Year
 Ruth Riley 2000

UPI All-America Team
 Katryna Gaither 1996 (Honorable Mention)
 Beth Morgan 1996 (Honorable Mention)

THIS IS MORE DAME

2015-16 SEASON PREVIEW

THE FIGHTING IRISH

COACHES AND STAFF

OPponents

2014-15 SEASON IN REVIEW

RECORDS

HISTORY



Jewell Loyd (pictured with ACC Commissioner John Swofford) was the first Notre Dame sophomore in 25 years to earn conference tournament MVP honors when she led the Irish to the 2014 ACC crown.

Wooden Award All-America Team

Skylar Diggins	2012, 2013
Jewell Loyd	2015
Kayla McBride	2014

**Senior CLASS Award
All-America Team**

Natalie Novosel	2012 (Second Team)
Skylar Diggins	2013 (First Team)

**NCAA Women's Final Four
Most Outstanding Player**

Ruth Riley	2001
------------	------

**NCAA Women's Final Four
All-Tournament Team**

Skylar Diggins	2011, 2012
Niele Ivey	2001
Jewell Loyd	2014, 2015
Kayla McBride	2014
Devereaux Peters	2011
Ruth Riley	2001
Brianna Turner	2015

NCAA Championship Regional MVP

Lindsay Allen	2015 (Oklahoma City)
Skylar Diggins	2011 (Dayton), 2012 (Raleigh), 2013 (Norfolk)
Katryna Gaither	1997 (East)
Jewell Loyd	2014 (Notre Dame)
Ruth Riley	2001 (Midwest)

**NCAA Regional
All-Tournament Team**

Natalie Achonwa	2012 (Raleigh), 2013 (Norfolk), 2014 (Notre Dame)
Lindsay Allen	2015 (Oklahoma City)
Jacqueline Batteast	2004 (East)
Becca Bruszewski	2011 (Dayton)
Skylar Diggins	2011 (Dayton), 2012 (Raleigh), 2013 (Norfolk)
Katryna Gaither	1997 (East)
Melissa Lechitner	2010 (Kansas City)
Jewell Loyd	2014 (Notre Dame), 2015 (Okla. City)
Kayla McBride	2012 (Raleigh), 2013 (Norfolk), 2014 (Notre Dame)
Beth Morgan	1997 (East)
Natalie Novosel	2011 (Dayton), 2012 (Raleigh)

Alicia Ratay	2001 (Midwest)
Ruth Riley	2000 (Midwest), 2001 (Midwest)
Kelley Siemon	2001 (Midwest)

**Postseason NWIT/WNIT
All-Tournament Team**

Katryna Gaither	1995
Mary Gavin	1986
Trena Keys	1986
Karen Robinson	1991

**Preseason WNIT
All-Tournament Team**

Charel Allen	2007
Jacqueline Batteast (MVP)	2004
Skylar Diggins	2011
Megan Duffy	2004
Katryna Gaither	1996
Natalie Novosel	2011

ACC Player of the Year

Jewell Loyd	2015
Kayla McBride	2014 (Coaches)

ACC Coach of the Year

Muffet McGraw	2014
---------------	------

ACC All-Conference Team

Natalie Achonwa	2014 (Second Team)
Jewell Loyd	2014, 2015 (First Team)
Kayla McBride	2014 (First Team)
Brianna Turner	2015 (First Team)

ACC All-Defensive Team

Jewell Loyd	2014, 2015
Brianna Turner	2015

ACC Tournament MVP

Jewell Loyd	2014, 2015
-------------	------------

ACC All-Tournament Team

Natalie Achonwa	2014 (Second Team)
Madison Cable	2015 (Second Team)
Jewell Loyd	2014, 2015 (First Team)
Kayla McBride	2014 (First Team)
Taya Reimer	2015 (Second Team)
Brianna Turner	2015 (First Team)

ACC Player of the Week

Jewell Loyd	2015 (Jan. 26, Feb. 23) 2014 (Feb. 24, Dec. 8, Dec. 15)
Kayla McBride	2014 (Feb. 3)
Brianna Turner	2015 (Jan. 19)

ACC Freshman of the Week

Brianna Turner	2015 (Jan. 5, Jan. 19, Jan. 26) 2014 (Nov. 17, Nov. 24, Dec. 29)
----------------	---

All-ACC Academic Team

Natalie Achonwa	2014
-----------------	------

ACC Academic Honor Roll

Natalie Achonwa	2014
Whitney Holloway	2015
Hannah Huffman	2014, 2015
Jewell Loyd	2014
Kayla McBride	2014
Kristina Nelson	2015
Taya Reimer	2014, 2015
Markisha Wright	2015

BIG EAST Player of the Year

Jacqueline Batteast	2005
Skylar Diggins	2012, 2013
Ruth Riley	2001

BIG EAST Coach of the Year

Muffet McGraw	2001, 2013
---------------	------------

BIG EAST

Defensive Player of the Year

Devereaux Peters	2011, 2012
Ruth Riley	1999, 2000, 2001

BIG EAST Most Improved Player

Megan Duffy	2004
Natalie Novosel	2011
Kelley Siemon	2001

**BIG EAST Rookie/
Freshman of the Year**

Jacqueline Batteast	2002
Jewell Loyd	2013
Alicia Ratay	2000

**BIG EAST Female
Scholar-Athlete of the Year**

Ruth Riley	2001
------------	------

**BIG EAST Women's Basketball
Scholar-Athlete of the Year**

Megan Duffy	2006
Alicia Ratay	2003
Ruth Riley	2001

BIG EAST All-Conference Team

Natalie Achonwa	2013 (First Team)
Charel Allen	2007, 2008 (First Team)
Ashley Barlow	2009, 2010 (Second Team) 2008 (Honorable Mention)
Jacqueline Batteast	2004, 2005 (First Team) 2002, 2003 (Second Team)
Skylar Diggins	2011, 2012, 2013 (First Team) 2010 (Second Team)
Megan Duffy	2005, 2006 (First Team) 2004 (Honorable Mention)
Katryna Gaither	1996, 1997 (First Team)

Niele Ivey.....	2001 (First Team)
	2000 (Second Team)
	1999 (Third Team)
Jewell Loyd.....	2013 (Honorable Mention)
Kayla McBride.....	2013 (First Team)
Sheila McMillen.....	1999 (Second Team)
Beth Morgan.....	1996, 1997 (First Team)
Natalie Novosel.....	2011, 2012 (First Team)
Devereaux Peters.....	2011, 2012 (First Team)
Alicia Ratay.....	2003 (Honorable Mention)
	2002 (First Team)
	2001 (Third Team)
Ruth Riley.....	1999, 2000, 2001 (First Team)
Lindsay Schrader.....	2009, 2010 (First Team)
	2008 (Honorable Mention)
Kelley Siemon.....	2001 (Honorable Mention)

BIG EAST All-Freshman Team

Natalie Achonwa.....	2011
Charel Allen.....	2005
Ashley Barlow.....	2007
Jacqueline Batteast.....	2002
Skylar Diggins.....	2010
Courtney LaVere.....	2003
Melissa Lechitner.....	2007
Jewell Loyd.....	2013
Brittany Mallory.....	2008
Natalie Novosel.....	2009
Devereaux Peters.....	2008
Alicia Ratay.....	2000
Ruth Riley.....	1998
Erica Solomon.....	2009
Erica Williamson.....	2007

BIG EAST Tournament MVP

Kayla McBride.....	2013
--------------------	------

BIG EAST All-Tournament Team

Skylar Diggins.....	2010, 2011, 2013
Megan Duffy.....	2005
Katryna Gaither.....	1996, 1997
Jewell Loyd.....	2013
Kayla McBride.....	2012, 2013
Sheila McMillen.....	1999
Beth Morgan.....	1996, 1997
Natalie Novosel.....	2011
Devereaux Peters.....	2012
Ruth Riley.....	1999, 2001
Kelley Siemon.....	2001

BIG EAST Player of the Week

Charel Allen.....	2007 (Jan. 22, Feb. 12)
Jacqueline Batteast.....	2005 (Jan. 24, Feb. 14)
	2004 (Nov. 22, Dec. 20)
	2003 (Dec. 29)
Teresa Borton.....	2005 (Feb. 28)
Melissa D'Amico.....	2005 (Dec. 19)
Skylar Diggins.....	2013 (Feb. 18, March 5)
	2012 (Jan. 9, Feb. 28, Dec. 23)
	2011 (Feb. 14, Nov. 21)
Megan Duffy.....	2006 (Jan. 23, Feb. 27)
	2003 (Dec. 8)
Katryna Gaither.....	1997 (Jan. 13)
	1996 (Jan. 9 & 16, Nov. 25, Dec. 2)
Danielle Green.....	1998 (Nov. 23)
Niele Ivey.....	2000 (Jan. 17)
	1999 (Feb. 8, Nov. 27)
	1998 (Nov. 16, Dec. 15)
Kayla McBride.....	2013 (Jan. 7)
Sheila McMillen.....	1999 (Feb. 22)

Beth Morgan.....	1997 (Feb. 2)
	1995 (Dec. 4)
Natalie Novosel.....	2011 (Dec. 19)
Devereaux Peters.....	2012 (Jan. 23)
Alicia Ratay.....	2003 (Feb. 17)
	2002 (Feb. 18 & 25)
Ruth Riley.....	2001 (Jan. 1 & 22, Feb. 12)
	2000 (Feb. 21)
	1999 (Jan. 11, Feb. 1, Dec. 6)
	1998 (Dec. 28)
Kelley Siemon.....	2000 (Feb. 7)

**BIG EAST Rookie/
Freshman of the Week**

Natalie Achonwa.....	2010 (Dec. 13)
Charel Allen.....	2005 (Feb. 7)
Jacqueline Batteast.....	2002 (Jan. 7 & 28, Feb. 11)
	2001 (Dec. 3, 10 & 17)
Diana Braendly.....	1996 (Feb. 12)
Skylar Diggins.....	2010 (Jan. 11 & 25, Feb. 8)
	2009 (Nov. 23)
Katy Flecky.....	2002 (Feb. 25)
Ericka Haney.....	1999 (Feb. 22)
Sherisha Hills.....	1998 (Nov. 30)
Courtney LaVere.....	2003 (March 3)
Jewell Loyd.....	2013 (Jan. 14, Feb. 25)
	2012 (Nov. 26, Dec. 10)
Natalie Novosel.....	2009 (Jan. 12)
	2008 (Dec. 29)
Alicia Ratay.....	2000 (Jan. 10, Feb. 7, 14 & 21)
	1999 (Dec. 6 & 20)
Ruth Riley.....	1998 (Jan. 12, 19 & 26)
Lindsay Schrader.....	2005 (Nov. 21)
Kellie Watson.....	2008 (Dec. 1 & 8)
Markisha Wright.....	2012 (Jan. 2)

BIG EAST All-Academic Team

Charel Allen.....	2008
Jeannine Augustin.....	1996, 1997
Veronica Badway.....	2011
Ashley Barlow.....	2009, 2010
Jacqueline Batteast.....	2004, 2005
Diana Braendly.....	1996, 1998, 1999
Teresa Borton.....	2002, 2003, 2004, 2005
Alena Christiansen.....	2010
Skylar Diggins.....	2010, 2011, 2012, 2013
Megan Duffy.....	2003, 2004, 2005, 2006
Imani Dunbar.....	2000, 2001

Crystal Erwin.....	2006
Stacy Fields.....	1996
Katy Flecky.....	2002, 2004
Mary Forr.....	2011
Tulyah Gaines.....	2006, 2007
Breona Gray.....	2006
Danielle Green.....	1996, 1999
Hannah Huffman.....	2013
Whitney Holloway.....	2012, 2013
Monique Hernandez.....	2001, 2004
Kari Hutchinson.....	1998
Adrienne Jordan.....	1996, 1997
Jeneka Joyce.....	2001, 2002, 2004
Jill Krause.....	2002
Courtney LaVere.....	2005, 2006
Melissa Lechitner.....	2007, 2008, 2009, 2010
Brittany Mallory.....	2012
Sheila McMillen.....	1999
Fraderica Miller.....	2009, 2010, 2012
Beth Morgan.....	1996
Natalie Novosel.....	2012
Mollie Peirick.....	1998
Carey Poor.....	1996
Susie Powers.....	2004, 2005
Alicia Ratay.....	2000, 2001, 2002, 2003
Ruth Riley.....	1998, 1999, 2000, 2001
Lindsay Schrader.....	2006, 2009
Le'Tania Severe.....	2002, 2003, 2004
Karen Swanson.....	2000, 2001, 2002, 2003
Amanda Tsipis.....	2005, 2006, 2007, 2008
Kaila Turner.....	2013
Anne Weese.....	2004
Kelsey Wicks.....	2002
Erica Williamson.....	2007, 2009, 2010

**Midwestern Collegiate Conference
Player of the Year**

Karen Robinson.....	1990, 1991
---------------------	------------

**Midwestern Collegiate Conference
Coach of the Year**

Muffet McGraw.....	1991
--------------------	------

**Midwestern Collegiate Conference
Newcomer of the Year**

Beth Morgan.....	1994
------------------	------



Jacqueline Batteast (pictured with BIG EAST associate commissioner Donna DeMarco) was one of three Notre Dame players to be chosen as BIG EAST Player of the Year, earning the award in 2005.

THIS IS NOTRE DAME

2015-16 SEASON PREVIEW

THE FIGHTING IRISH

COACHES AND STAFF

OPPONENTS

2014-15 SEASON IN REVIEW

RECORDS

HISTORY



Midwestern Collegiate Conference Tournament MVP

Krissi Davis	1989, 1991
Margaret Nowlin	1992
Karen Robinson	1990

All-Midwestern Collegiate Conference Team

Letitia Bowen	1994 (First Team) 1993 (Second Team)
Krissi Davis	1991 (First Team) 1990 (Second Team)
Katryna Gaither	1995 (First Team)
Sara Liebscher	1989 (Second Team)
Beth Morgan	1994, 1995 (First Team)
Margaret Nowlin	1992 (First Team)
Karen Robinson	1989, 1990, 1991 (First Team)
Coquese Washington	1991, 1993 (Second Team)

Midwestern Collegiate Conference All-Newcomer Team

Stacy Fields	1993
Comalita Haysbert	1989
Michelle Marciniak	1992
Beth Morgan	1994
Kristin Knapp	1991
Mollie Peirick	1995
Coquese Washington	1990

Midwestern Collegiate Conference All-Tournament Team

Letitia Bowen	1994
Krissi Davis	1989, 1991
Beth Morgan	1994
Margaret Nowlin	1990, 1992
Sherri Orlosky	1992
Karen Robinson	1989, 1990, 1991

Midwestern Collegiate Conference Player of the Week

Letitia Bowen	1993 (Jan. 10, March 6)
Krissi Davis	1991 (March 10) 1990 (March 6)
Katryna Gaither	1995 (Jan. 16, Feb. 26)
Comalita Haysbert	1992 (Feb. 3)
Michelle Marciniak	1991 (Dec. 9)
Beth Morgan	1994 (Feb. 7) 1993 (Dec. 26)
Margaret Nowlin	1992 (March 16) 1990 (Feb. 18)
Sherri Orlosky	1991 (Dec. 23)
Karen Robinson	1991 (Feb. 18) 1990 (Jan. 28) 1988 (Dec. 5)

North Star Conference Player of the Year

Trena Keys	1985, 1986
------------	------------

North Star Conference Coach of the Year

Mary DiStanislao	1985, 1986
Muffet McGraw	1988

All-North Star Conference Team

Sandy Botham	1986, 1987, 1988 (First Team) 1985 (Second Team)
Heidi Bunek	1987, 1988 (Second Team)
Mary Gavin	1987 (First Team) 1986, 1988 (Second Team)
Mary Beth Schueth	1985 (First Team) 1984 (Second Team)

Byron V. Kanaley Award

Awarded to a Notre Dame senior student-athlete who is most exemplary as a student and leader.

Krissi Davis	1991
Skyлар Diggins	2013
Megan Duffy	2006
Lisa Kuhns	1990
Carol Lally	1979
Maggie Lally	1981
Kara Leary	1994
Melissa Lechlitrner	2010
Ruth Riley	2001

Francis Patrick O'Connor Award

Awarded to a male and female student-athlete who display the total embodiment of the true spirit of Notre Dame as exemplified by their contributions and inspiration to their respective teams.

Megan Duffy	2006
Kayla McBride	2014
Sheila McMillen	1999
Coquese Washington	1993

Community Champion Award

Awarded to Notre Dame student-athletes to recognize their contributions to the University and the community at-large.

Erica Williamson	2010
------------------	------

Monogram Club Team MVP

Charel Allen	2007, 2008
Jacqueline Batteast	2002*, 2003, 2004, 2005
Becca Bruszewski	2011
Skyлар Diggins	2013
Megan Duffy	2006
Melissa Lechlitrner	2009, 2010
Jewell Loyd	2015
Kayla McBride	2014
Natalie Novosel	2012*
Devereaux Peters	2012*
Alicia Ratay	2002*

* - co-recipients

Woody Miller Player of the Year

Named in honor of late South Bend Tribune women's basketball beat writer Forrest "Woody" Miller and selected annually through vote of media covering Notre Dame women's basketball.

Skyлар Diggins	2011, 2012, 2013
Jewell Loyd	2015
Kayla McBride	2014
Lindsay Schrader	2010

Notre Dame Club of St. Joseph Valley Rockne Student-Athlete Award

Alena Christiansen	2010
Veronica Badway	2011
Megan Duffy	2005, 2006
Whitney Holloway	2013
Hannah Huffman	2014, 2015
Jeneka Joyce	2004
Melissa Lechlitrner	2009
Fraderica Miller	2012
Alicia Ratay	2003*
Karen Swanson	2002, 2003*
Amanda Tsipis	2007, 2008

* - co-recipients

Team Most Improved Player

Teresa Borton	2003
Ariel Braker	2013
Becca Bruszewski	2008, 2009
Megan Duffy	2004
Katy Flecky	2002
Tulyah Gaines	2006, 2007*
Breona Gray	2005
Michaela Mabrey	2014
Kayla McBride	2012
Natalie Novosel	2010, 2011
Taya Reimer	2015
Erica Williamson	2007*

* - co-recipients

Team Defensive Player of the Year

Amanda Barksdale	2002
Ashley Barlow	2009, 2010*
Teresa Borton	2003*
Skyлар Diggins	2010*
Tulyah Gaines	2008
Breona Gray	2005, 2006, 2007
Monique Hernandez	2004*
Jewell Loyd	2013, 2014
Brittany Mallory	2011, 2012
Le' Tania Severe	2003*, 2004*
Brianna Turner	2015

* - co-recipients

Team Spirit Award

Alena Christiansen	2009, 2010
Mary Forr	2011
Whitney Holloway	2012, 2014, 2015
Karen Swanson	2003
Amanda Tsipis	2005, 2006, 2007, 2008
Kaila Turner	2013
Anne Weese	2004
Kelsey Wicks	2002
Erica Williamson	2010

* - co-recipients

NOTE: Team awards and honors (except Woody Miller Player of the Year) selected through vote of team members after season ... list of team awards and honors is incomplete prior to 2002.



Former Notre Dame All-America guards Skylar Diggins (left) and Kayla McBride (right) are among the next generation of USA Basketball Women's National Team players as part of the 2014-16 USA Women's National Team player pool. Both were finalists for the 2014 USA Basketball World Championship Team.

Through the years, the University of Notre Dame women's basketball program not only has achieved success during the college season, but also it has seen its players and coaches reach similar heights on the international stage while representing both the United States and Canada.

All told, the Fighting Irish have seen 19 players who have successfully competed in domestic and/or international competition (with either USA or Canada Basketball), with the players having won 32 medals (including 18 golds, led by **Ruth Riley's** gold medal as a member of the 2004 U.S. Olympic

Team). In fact, at least one Notre Dame player (either an alumnus, current player or incoming freshman) has played for a USA or Canada Basketball team at an international tournament in 10 of the past 12 years (2004-15), with the Fighting Irish collecting at least one gold medal each summer in that span.

Included on this list are seven current Notre Dame players — guards **Lindsay Allen**, **Marina Mabrey**, **Michaela Mabrey**, **Arike Ogunbowale** and **Ali Patberg**, and forwards **Taya Reimer** and **Brianna Turner** — who have combined to earn 15 medals (12 gold) in their careers, dating back to when they first signed their official national letters of intent to enroll at Notre Dame, and not counting any additional medals won during skills competitions related to 3x3 tournaments.

The Irish have four current staff members with international basketball experience in head coach **Muffet McGraw**, associate head coach **Carol Owens** (the 2008 USA Basketball Developmental Coach of the Year), associate coach **Beth (Morgan) Cunningham** (who played for four USA Basketball teams during the mid-1990s) and athletic trainer **Anne Marquez**. Together, this quartet has led its USA teams to 10 medals (seven gold) in 10 domestic or international competitions.

The summer of 2015 was particularly busy for Notre Dame on the international front, led by **Natalie Achonwa** ('14), who nabbed a pair of gold medals with Team Canada at the Pan Am Games and FIBA Americas Championship. The victory in the latter tournament was especially noteworthy as it clinched Canada's place in the 2016 Rio de Janeiro Olympics, putting Achonwa in position to become the first Fighting Irish

player ever to appear in two Olympics (she also suited up for Canada at the 2012 London Games).

Ogunbowale (3x3 National Championships) and **Patberg** (FIBA U19 World Championships) also earned gold medals with USA Basketball, with Ogunbowale (FIBA 3x3 World Championships), **Reimer** and **Marquez** (both Pan Am Games) adding silver medals to their collections this past summer.

In 2014, **Jewell Loyd** earned two gold medals in 3x3 play with the USA Basketball 3x3 National Team at the national championships in Colorado Springs, as well as the FIBA 3x3 World Championships in Moscow, Russia.

That same summer, **Turner** earned her fifth career USA Basketball gold medal (first since signing to attend Notre Dame) as a starter and captain with the 2014 USA U18 Americas Championship Team. One of Turner's teammates on that squad was current Fighting Irish freshman guard **Marina Mabrey** (who declared her intention to enroll at Notre Dame later that year).

Notre Dame remains front and center with the USA Basketball Senior Women's National Team, led by **Skylar Diggins** ('13) and **Kayla McBride** ('14), who are members of the 2014-16 USA Basketball player pool and were among 16 finalists for the 2014 USA World Championship Team.

Both players are under consideration for USA Basketball teams that will compete in international events during the next year, including the 2016 Rio Olympics. They are the first Irish players to suit up with the USA Senior Women's National Team since Riley's 2004 Olympic appearance, and McBride, who joined the player pool prior to her senior



The 2012 USA Basketball U18 Americas Championship Team had a distinct Notre Dame flavor, as guard Michaela Mabrey (left) and athletic trainer Anne Marquez (right) helped the United States earn the gold medal (weeks before the start of Mabrey's freshman year at Notre Dame).

THIS IS NOTRE DAME

2015-16 SEASON PREVIEW

THE FIGHTING IRISH

COACHES AND STAFF

OPPONENTS

2014-15 SEASON IN REVIEW

RECORDS

HISTORY





Former Notre Dame All-America center Ruth Riley (center) and her United States Olympic teammates Lisa Leslie (left) and Sheryl Swoopes (right) listen to the National Anthem after winning the gold medal at the 2004 Athens Games.

season (2013-14), became the first active Notre Dame player to train with the USA Senior Women's National Team.

Along with Achonwa's Olympic debut in the summer of 2012, **Michaela Mabrey** laid the foundation for her college career by leading the USA U18 National Team to the gold medal at the 2012 FIBA Americas U18 Championship in Puerto Rico. Mabrey was joined on that team by **Marquez**, giving the Fighting Irish another tie to international championship gold.

The future of Notre Dame women's basketball was on display for USA Basketball at the 2012 U17 World Championship in Amsterdam, Netherlands, as **Allen**, **Reimer** and **Turner** all combined to lead the Americans to a 9-0 record and the gold medal.

As it turns out, Notre Dame is no stranger to international success on the U17 level, as **Loyd** helped USA Basketball to the title at the inaugural FIBA U17 World Championship in 2010 in Toulouse, France.

Diggins wrapped up the summer of 2012 in historic fashion, earning her fifth USA Basketball gold medal (and fourth in international competition, all since 2008), pacing the United States to the gold at the inaugural 3x3 World Championships in Athens, Greece.

A year earlier, Diggins teamed with fellow Notre Dame All-Americans **Natalie Novosel** and **Devereaux Peters** to become the first Fighting Irish trio to win gold medals for the same USA Basketball team in the same tournament, helping the U.S. to a 6-0 record and the 2011 World University Games title in Shenzhen, China.

Diggins averaged 12.3 ppg., while also leading all tournament players in assists (4.8 apg.) and ranking among the top 10 at the event in steals (third with team-high 3.3 spg.) and field-goal percentage (10th at .475). In fact, Diggins narrowly missed breaking two longstanding USA Basketball World University Games records, with her 20 steals ranking third all-time behind the 21 thefts collected in 1987 by Alisa Scott and Women's Basketball Hall of Famer/1988 Wade Trophy recipient Teresa Weatherspoon. Diggins' 29 assists also are third-most by a USA Basketball player at the World University Games, one off the record shared by Kamie Ethridge (1985) and Suzie McConnell (1987).

Peters also had an impressive showing at the World University Games as the leading American scorer off the bench (and fourth overall) with 10.0 points per game. She also was fourth on the team in rebounding (5.3 rpg.), and ranked among the top 10 in the entire tournament in field-goal percentage (fifth at .560, second-best on team) and blocked shots (ninth with team-high 1.0 bpg.).


Novosel was one of the "glue" players for the United States, starting all six games in her international debut and doing a bit of everything, winding up with 4.5 points, 3.3 rebounds and 1.6 steals per game, the latter total ranking fourth on the team.

Led by the Notre Dame trio, the United States set new USA Basketball World University Games records for scoring margin (+45.0 points per game) and average rebounds per game (56.5 rpg.). The

Americans also posted their second-best scoring average ever at the World University Games, and best in 20 years (97.8 points per game; the record is 105.0 ppg. by the 1991 squad that included Hall of Famers Lisa Leslie, Dawn Staley and Ruthie Bolton), as well as their second-best defensive scoring average at the tournament, and best in 38 years (52.8 ppg.; the record is 48.0 ppg. set by the inaugural 1973 team).

Like Mabrey, **McBride** earned a place on the United States U18 National Team back in 2010, a squad that took home the gold medal at the FIBA U18 Americas Championship in Colorado Springs, Colo.

Owens made her mark as both an assistant coach and head coach in the USA Basketball program from 2006-09, helping the United States win four gold medals in as many international tournaments under her tutelage. The Chicago native coached twice at the FIBA U18 Americas Championship, striking gold as an assistant in 2006 and a head coach in 2008, and twice at the FIBA U19 World Championships, winning titles as an assistant in 2007 and head coach in 2009. During her four successful head-coaching runs with USA Basketball, Owens also had the opportunity to work with Diggins, adding an even greater Golden Dome glitter to the Americans' championship medals.



Natalie Achonwa is a rising star for her native Canada, having earned five medals (two gold, two silver, one bronze) on the international stage. At age 19, she was the second-youngest player at the 2012 London Olympics, averaging 7.2 ppg. and 3.8 rpg. as Canada made the quarterfinals for the first time since 1984.



For the first time in school history, Notre Dame had three players earn gold medals while playing for the same USA Basketball team, as Devereaux Peters (left), Skylar Diggins (center) and Natalie Novosel (right) led the United States to a 6-0 record and the 2011 World University Games championship in Shenzhen, China.

Other representatives of the Notre Dame women's basketball program to compete on the world stage include: **Melissa Lechlitner** ('10), who struck gold with the 2007 Women's U19 World Championship Team (making Lechlitner the first South Bend-area female to earn a gold medal in international basketball competition and paving the way for Diggins' gold rush), **Megan Duffy** ('06), who claimed a gold medal as a co-captain and starter for the 2005 USA World University Games Team, and **Riley** ('01), who made prior USA Basketball appearances in 1998 and 1999 before her historic Olympic gold medal in 2004, which made her one of just nine women's basketball players in history to win a NCAA title, a WNBA championship and an Olympic gold medal. Two other former Fighting Irish All-Americans — **Katryna Gaither** ('97) (two teams, two medals) and **Cunningham** ('97) (four teams, three medals) — also have suited up for Team USA since 1996.

In earlier years, Notre Dame also had several players compete at the U.S. Olympic Festival during its existence from 1978-95 — **Trena Keys** (1982-83 for North Team), **Heidi Bunek** (1985-86 for North Team), **Karen Robinson** (1987 and 1989 for East Team) and **Kristin Knapp** (1991 for West Team). Both Bunek and Robinson earned silver and bronze medals in their two appearances, while Knapp took home a bronze in her only visit.

McGraw herself served as an assistant coach with the South Team at the 1993 U.S. Olympic Festival, helping that squad post a perfect 4-0 record and claim the gold medal.

Notre Dame players also have regular participants at USA Basketball national team trials in recent seasons, with at least one Fighting Irish player competing to wear the Stars and Stripes nearly every summer since 1996. In addition, the Fighting

Irish women's basketball program has been well-represented on USA Basketball committees in the last few years, with **McGraw** spending time as part of the USA Basketball Women's Collegiate Committee (now evolved into the Junior National Team Committee), while Notre Dame graduates **Morgan** ('97) and **Coquese Washington** ('92, JD '97) both also served on the USA Basketball Junior National Team Committee.

Fighting Irish on National Teams

NATALIE ACHONWA ('14)

- 2009 - Canada Americas Championship Team***
- 2010 - Canada World Championship Team
- 2012 - Canada Olympic Team
- 2013 - Canada Americas Championship Team**
- 2015 - Canada Pan American Games Team*
- 2015 - Canada Americas Championship Team*
- 2014-16 - Canada Senior National Team Player Pool
- HEIDI BUNEK ('89)**
- 1985 - USA Olympic Festival North Team***
- 1986 - USA Olympic Festival North Team**
- SKYLAR DIGGINS ('13)**
- 2009 - USA U19 World Championship Team*
- 2011 - USA World University Games Team*
- 2012 - USA 3x3 World Championship Team*
- 2014-16 - USA Senior National Team Player Pool
- MEGAN DUFFY ('06)**
- 2005 - USA World University Games Team*
- KATRYNA GAITHER ('97)**
- 1997 - USA World Championship Qualifying Team**
- 1999 - USA Pan American Games Team***
- TRENA KEYS ('86)**
- 1982 - USA Olympic Festival North Team
- 1983 - USA Olympic Festival North Team
- KRISTIN KNAPP ('94)**
- 1991 - USA Olympic Festival West Team***
- MELISSA LECHLITNER ('10)**
- 2007 - USA U19 World Championship Team*

JEWELL LOYD ('16)

- 2014 - USA 3x3 National Team*
- 2014 - USA 3x3 World Championship Team*
- MICHAELA MABREY ('16)**
- 2012 - USA U18 Americas Championship Team*
- ANNE MARQUEZ (athletic trainer)**
- 2012 - USA U18 Americas Championship Team*+
- 2015 - USA Pan American Games Team**+
- KAYLA McBRIDE ('14)**
- 2010 - USA U18 Americas Championship Team*
- 2014-16 - USA Senior National Team Player Pool
- MUFFET MCGRAW (head coach)**
- 1993 - USA Olympic Festival South Team**
- BETH MORGAN (CUNNINGHAM) ('97)**
- 1996 - USA Basketball Select Team
- 1997 - USA World Championship Qualifying Team**
- 1997 - USA World University Games Team*
- 1999 - USA Pan American Games Team***
- NATALIE NOVOSEL ('12)**
- 2011 - USA World University Games Team*
- ARIKE OGUNBOWALE ('19)**
- 2015 - USA 3x3 National Team*
- 2015 - USA 3x3 World Championship Team**

CAROL OWENS (associate head coach)

- 2006 - USA U18 Americas Championship Team**
- 2007 - USA U19 World Championship Team**
- 2008 - USA U18 Americas Championship Team*#
- 2009 - USA U19 World Championship Team*#
- ALI PATBERG ('19)**
- 2015 - USA U19 World Championship Team*
- DEVEREAUX PETERS ('11)**
- 2011 - USA World University Games Team*
- TAYA REIMER ('17)**
- 2015 - USA Pan American Games Team**
- RUTH RILEY ('01)**
- 1998 - USA Basketball Select Team
- 1999 - USA World University Games Team**
- 2004 - USA Olympic Team*
- KAREN ROBINSON ('91)**
- 1987 - USA Olympic Festival East Team***
- 1989 - USA Olympic Festival East Team**
- BRIANNA TURNER ('18)**
- 2015 - USA U18 Americas Championship Team*

* - won gold medal // ** - won silver medal // *** - won bronze medal // * - assistant coach // # - head coach // + - athletic trainer

NOTE: Participation (teams/medals) only listed for student-athlete once she signed National Letter of Intent (thus, prior teams/medals for Loyd, Ogunbowale, Reimer and Turner, as well as Lindsay Allen and Marina Mabrey, not listed); staff noted from time they worked first game at Notre Dame.

THIS IS NOTRE DAME

2015-16 SEASON PREVIEW

THE FIGHTING IRISH

COACHES AND STAFF

OPPONENTS

2014-15 SEASON IN REVIEW

RECORDS

HISTORY



Broadcast Roster



MUFFET MCGRAW

Head Coach
29th season
Saint Joseph's (Pa.) '77



CAROL OWENS

Associate Head Coach
16th season
Northern Illinois '90



BETH CUNNINGHAM

Associate Coach
4th season
Notre Dame '97



NIELE IVEY

Associate Coach/
Recruiting Coordinator
9th season
Notre Dame '00



KATIE CAPPS

Director of Basketball Operations
1st season
Western Kentucky '02



#2 ARIKE OGUNBOWALE

Guard
5-8, Freshman
Milwaukee, Wis.
(Divine Savior Holy Angels)



#3 MARINA MABREY

Guard
5-11, Freshman
Belmar, N.J.
(Manasquan)



#11 BRIANNA TURNER

Forward
6-3, Sophomore
Pearland, Texas
(Marvel)



#12 TAYA REIMER (C)

Forward
6-4, Junior
Fishers, Ind.
(Hamilton Southeastern)



#14 MYCHAL JOHNSON

Guard
5-7, Sophomore
Huntington, W.Va.
(Huntington St. Joseph)



#15 LINDSAY ALLEN (C)

Guard
5-8, Junior
Mitchellville, Md.
(St. John's College)



#20 ALI PATBERG

Guard
5-10, Freshman
Columbus, Ind.
(Columbus North)



#21 KRISTINA NELSON

Forward
6-4, Junior
Buford, Ga.
(Buford)



#22 MADISON CABLE

Guard
5-10, Graduate Student
Mt. Lebanon, Pa.
(Mt. Lebanon)



#23 MICHAELA MABREY (C)

Guard
5-10, Senior
Belmar, N.J.
(Manasquan)



#24 HANNAH HUFFMAN

Guard
5-9, Senior
Diablo, Calif.
(Carondelet)



#33 KATHRYN WESTBELD

Forward
6-2, Sophomore
Kettering, Ohio
(Kettering Fairmont)



#35 DIAMOND THOMPSON

Center
6-5, Junior
Wheaton, Ill.
(Wheaton Warrenville South)





“ I hope recruits are paying attention **to the number of players Notre Dame is sending to the WNBA.** You want to go somewhere and play for coaches who develop you as people, who develop you as players, and who prepare for the next level of your career, whether it’s in athletics or not.”

Stephanie White
Head Coach, Indiana Fever

1ST ROUND DRAFT PICKS

	KAYLA McBRIDE San Antonio Stars, 2015 WNBA All-Star	
	DEVEREAUX PETERS Minnesota Lynx, Two-Time WNBA Champion	
	SKYLAR DIGGINS Tulsa Shock, Two-Time WNBA All-Star	
	NATALIE ACHONWA Indiana Fever, 2015 WNBA All-Rookie Team	
	JEWELL LOYD Seattle Storm, No. 1 Overall Selection, 2015 WNBA Rookie of the Year	
	NATALIE NOVOSEL Washington Mystics	

WOMEN'S BASKETBALL 2015-16 SCHEDULE

NOVEMBER			
7	Wayne State*	1:00 p.m.	
15	Bucknell	1:00 p.m.	
18	Toledo	7:00 p.m.	
21	at South Dakota State	3:00 p.m.	
23	at Valparaiso	8:00 p.m.	
27	Denver**	3:15 p.m.	
28	Louisiana Tech or UCLA**	1/3:15 p.m.	
DECEMBER			
2	Ohio State***	7:00 p.m.	
5	at Connecticut #	5:15 p.m.	
9	DePaul	7:00 p.m.	
12	at TCU	Noon	FSN
21	at Saint Joseph's (Pa.)	7:00 p.m.	
28	Oregon State	7:00 p.m.	
30	★ Georgia Tech	7:00 p.m.	
JANUARY			
3	★ at Pittsburgh	3:00 p.m.	RSN
7	★ at Virginia	7:00 p.m.	
10	★ North Carolina	1:00 p.m.	
14	★ at Boston College	7:00 p.m.	

18	Tennessee	7:00 p.m.	
21	★ Syracuse	7:00 p.m.	
24	★ Virginia Tech	1:00 p.m.	
28	★ at Georgia Tech	7:00 p.m.	RSN
FEBRUARY			
1	★ at Duke	6:00 p.m.	
4	★ NC State	7:00 p.m.	
7	★ at Louisville	2/4:00 p.m.	
14	★ Miami	1:00 p.m.	RSN
18	★ at Wake Forest	7:00 p.m.	
22	★ at Florida State	7:00 p.m.	
25	★ Clemson	7:00 p.m.	
27	★ Boston College	1:00 p.m.	
MARCH			
2-6	ACC Championship +	TBA	
18-28	NCAA Championship ++	TBA	
APRIL			
3-5		TBA	

★ ACC Game * Exhibition ** Junkanoo Jam, Freeport, Bahamas *** Big Ten/ACC Challenge # Jimmy V Classic
+ at Greensboro, N.C. ++ Selected Sites \$ at Indianapolis, Ind. All times Eastern and subject to change.

Live radio for all games is provided on Pulse FM (96.9/92.1) in South Bend and worldwide on WatchND, presented by Saint Joseph's Health System.



Taya Reimer (Captain)
Junior • Forward • Fishers, Ind.



Lindsay Allen (Captain)
Junior • Guard • Mitchellville, Md.



Brianna Turner
Sophomore • Forward • Pearland, Texas