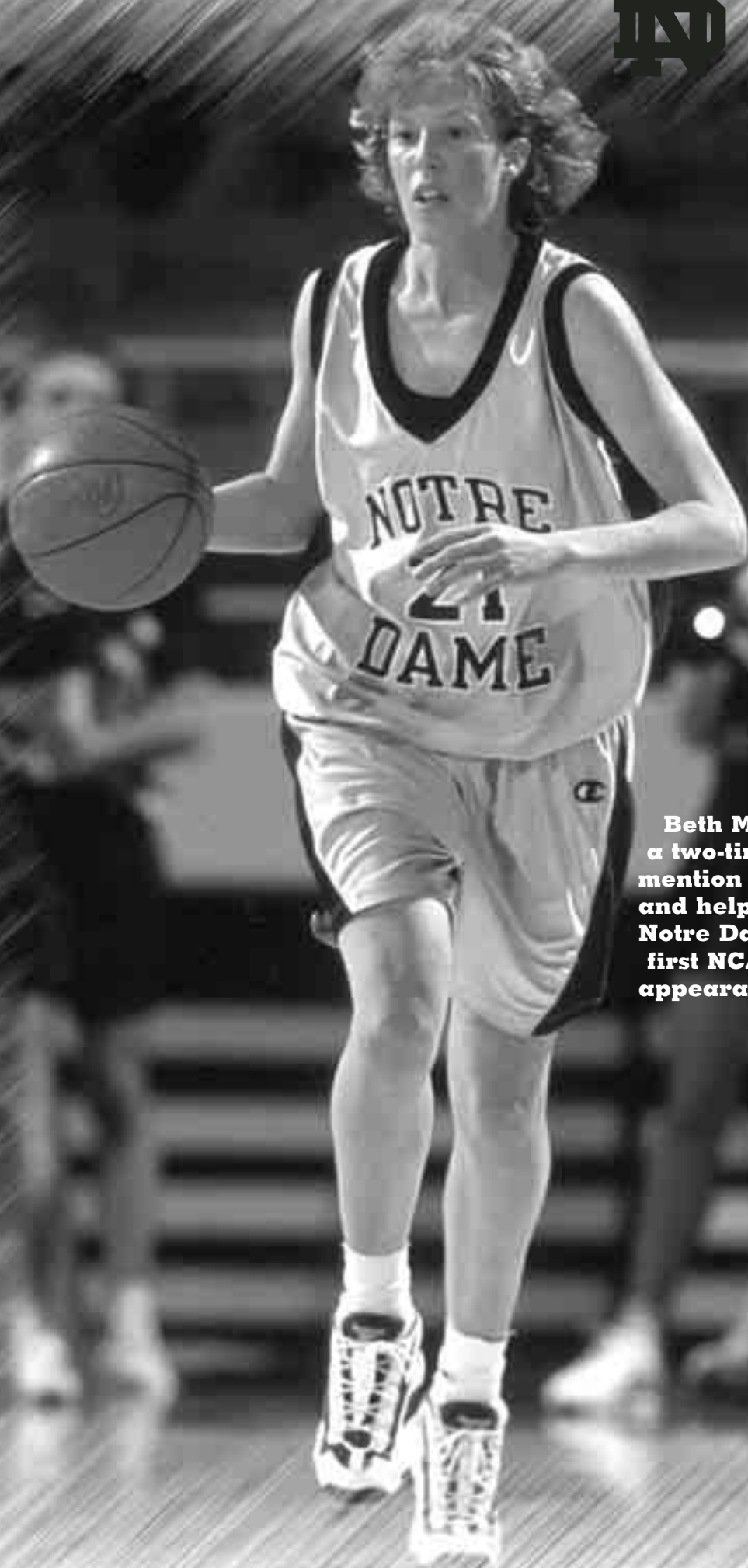




Irish

HISTORY



Beth Morgan was a two-time honorable mention All-American and helped lead Notre Dame to its first NCAA Final Four appearance in 1997.



A
Jeannine Augustin

Captained Notre Dame's 1997 NCAA Final Four team to a (then) school-record 31 wins.

- **** Alexander, Andrea, 1990-94.....Niles, Mich.
- Antolik, Renee, 1978-80Painesville, Ohio
- Atchinson, Susie, 1992-94Plymouth, Mich.
- **** Augustin, Jeannine, 1993-97Rochester, Mich.



B
Rosanne Bohman

Lettered all four seasons and started a school-record 38 games during the 1996-97 campaign.

- *** Barksdale, Amanda, 1999-02.....Friendswood, Texas
- **** Barron, Kathy, 1984-88.....Okemos, Mich.
- **** Basford, Denise, 1982-86Farmington, Mich.
- *** Bates, Carrie, 1981-85Kansas City, Mo.
- *** Batteast, Jacqueline,
2001-presentSouth Bend, Ind.
- Battel, Cynthia, 1978-79.....Fairfax, Va.
- **** Bohman, Rosanne, 1993-97Greensburg, Ind.
- Borkowski, Mary, 1983-84.....South Bend, Ind.
- *** Borton, Teresa, 2001-presentYakima, Wash.
- **** Botham, Sandy, 1984-88Madison, Wis.
- **** Bowen, Letitia, 1991-95Buchanan, Mich.
- *** Braendly, Diana, 1995-99Staten Island, N.Y.
- ** Brommeland, Kathy, 1984-87.....Naples, Fla.
- Brown, Lisa, 1982-84.....Palmyra, N.J.
- *** Bunek, Heidi, 1985-89.....Milwaukee, Wis.
- * Bustamante, Allison, 2001-02.....Miami, Fla.



C
Missy Conboy

Now a deputy athletics director at Notre Dame, she captained the 1981-82 team which finished with a 16-9 record.

- *** Cashman, Molly, 1977-80Hopkins, Minn.
- *** Conboy, Missy, 1978-82Columbia, Mo.
- Conlisk, Beth, 1977-78Darlington, Md.
- Crowe, Jan, 1979-82Deerfield Beach, Fla.
- * Cummings, Carola, 1977-79Worcester, Mass.
- Curliss, Laura, 1980-81Blanchester, Ohio



D
Krissi Davis

Awarded the Byron V. Kanaley Award in 1991. It is presented to the senior athlete who is most exemplary as a student and leader.

- **** Davis, Krissi, 1987-91Noblesville, Ind.
- **** Dougherty, Laura, 1981-85Hillsdale, N.J.
- ** Duffy, Megan, 2002-presentDayton, Ohio
- **** Dunbar, Imani, 1997-01San Angelo, Texas



E
Lynn Ebben

Notre Dame's third-leading scorer (7.4 ppg.) during the 1985-86 season.

- **** Ebben, Lynn, 1982-86Mendham, N.J.
- ** Elliott, Carol, 1986-89Grand Junction, Colo.
- ** Emigholz, Cathy, 1986-89Staten Island, N.Y.
- * Erwin, Crystal
2003-presentRancho Cucamonga, Calif.



F
Stacy Fields

Started 34 of the 84 games she played from 1992-96.

- *** Fields, Stacy, 1992-96North St. Paul, Minn.
- ** Fitzgerald, Deb, 1988-92Watertown, Wis.
- *** Flecky, Katy, 2001-04Lone Tree, Colo.
- Forbes, Mary Joan, 1980-81Raleigh, N.C.



G
Mary Gavin

Ranks as Notre Dame's career leader in assists (778) and assists per game (7.0). She also posted three consecutive 200-assist seasons from 1985-88.

- **** Gaither, Katryna, 1993-97Mt. Vernon, N.Y.
- Garrison, Kim, 1986-87Mill Creek, Wash.
- Garske, Julie, 1986-87Amherst, Wis.
- **** Gavin, Mary, 1984-88North Wildwood, N.J.
- ** Gomez, Audrey, 1991-93Keyport, N.J.
- * Gossard, Heather, 1994-96Carmel, Ind.
- Grady, Christy, 1996-97Lodi, Calif.
- * Gray, Breona, 2003-presentLas Vegas, Nev.
- **** Green, Danielle, 1995-00Chicago, Ill.



H
Julie Henderson

Served as a captain on the 1999-00 team. She ranks among Notre Dame's all-time leaders in career games played (130).

- **** Haney, Ericka, 1998-02.....Toledo, Ohio
- ** Haysbert, Comalita, 1988-92Baltimore, Md.
- * Heath, Kelly, 1994-96Lafayette, Ind.
- **** Henderson, Julie, 1996-00Ann Arbor, Mich.
- *** Hensley, Debbi, 1980-83.....Oklahoma City, Okla.
- *** Hernandez, Monique,
1999-02, 2004Rio Rancho, N.M.
- ** Hicks, Kelly, 1977-80Bandera, Texas
- * Hills, Sherisha, 1998-99Tampa, Fla.
- *** Hutchinson, Kari, 1994-98 Nine Mile Falls, Wash.



I
Niele Ivey

Co-captain and the starting point guard for all 36 games in Notre Dame's 2001 NCAA championship season. She currently is playing for the Indiana Fever in the WNBA.

- **** Ivey, Niele, 1996-01St. Louis, Mo.



J
Katura "Tootie" Jones

A 29-game starter during the 1993-94 season when she averaged 10.0 points and 5.8 rebounds.

- Jergesen, Jane, 1979-80Havre, Mont.
- ** Jones, Katura "Tootie", 1990-94.....Moore, Okla.
- *** Jordan, Adrienne,
1994-97Columbus, Ohio
- *** Joyce, Jeneka, 2000-04Topeka, Kan.



K
Kristin Knapp

Won four monograms and played on Notre Dame's 1993-94 team which earned the school's second NCAA Tournament bid. She now serves as an assistant coach at Xavier University.

- **** Kaiser, Ruth, 1981-85.....Tempe, Ariz.
- **** Keys, Trenc, 1982-86Marion, Ind.
- * Klauke, Jenny, 1980-84Glenview, Ill.
- **** Knapp, Kristin, 1991-94.....Santa Barbara, Calif.
- ** Krause, Jill, 2001-03Glenview, Ill.
- *** Kuhns, Lisa, 1985-90Ft. Walton Beach, Fla.






L
Sara Liebscher

Last Irish player to notch a triple-double, pulling off that feat against Detroit in 1990. Sara now is a senior counselor in the Academic Services for Student-Athletes Office at Notre Dame.

- ** Lally, Carol, 1977-79Sharon, Pa.
- **** Lally, Maggie, 1977-81Sharon, Pa.
- ** LaVere, Courtney,
2002-presentVentura, Calif.
- Layden, Jenny, 1992-94LaGrange Park, Ill.
- **** Leahy, Meaghan, 1997-01Wilbraham, Mass.
- *** Leary, Kara, 1990-94Nashua, N.H.
- Lew, Mary, 1997-98Tampa, Fla.
- Lew, Kathy, 1977-78Milwaukee, Wis.
- **** Liebscher, Sara, 1987-91Davenport, Iowa
- ** Liebscher, Sheila, 1979-81Davenport, Iowa



M
Shari Matvey

The first Notre Dame women's basketball player to reach the 1,000-point plateau. She also set the Irish freshman scoring record with 529 points in 1979-80.

- * Mahoney, Molly, 1986-87South Bend, Ind.
- * Marciniak, Michelle, 1991-92Allentown, Pa.
- **** Matvey, Shari, 1979-83Youngstown, Ohio
- Mauch, Ellen, 1987Mineral Wells, Texas
- * McLean, Martha, 1978-79Romeo, Mich.
- *** McManus, Tricia, 1978-81Oak Ridge, Tenn.
- **** McMillen, Sheila, 1995-99Rochester, Ind.
- * Meagher, Marge, 1977-78Larchmont, N.Y.
- ** Meyer, Pat, 1977-79North Babylon, N.Y.
- Monagle, Janice, 1981-83Brooklawn, N.J.
- **** Morgan, Beth, 1993-97Bloomington, Ind.
- *** Morrison, Beth, 1984-87St. Louis, Mo.
- ** Mullins, Theresa, 1980-84Wilmington, Del.
- * Murphy, Byrne, 1977-78Cos Cob, Conn.



N
Margaret Nowlin

Named MVP at the 1992 Midwestern Collegiate Conference tournament.

- Nelligan, Maureen, 1988-89St. Joseph, Mich.
- * Neville, Susan, 1981-82Decatur, Ala.
- Newman, Dava, 1983-84Davis, Calif.
- **** Nowlin, Margaret, 1988-92St. Paul, Minn.



O
Sherri Orlosky

Four-year letter-winner from 1990-94, played on two NCAA Tournament teams (1992 and 1994).

- * O'Brien, Patti, 1978-80Fairview Hts., Ill.
- O'Haren, Michelle, 1977-78Marietta, Ga.
- * O'Malley, Dara, 1980-81Three Rivers, Mich.
- **** Orlosky, Sherri, 1990-94Columbia, Md.



P
Carey Poor

Two-time Irish captain from 1994-96. She was a member of the '95-'96 team which advanced to the second round of the NCAA Tournament.


- **** Peirick, Mollie, 1994-98Eureka, Mo.
- *** Politiski, Jane, 1977-80Wahpeton, N.D.
- **** Poor, Carey, 1992-96Celina, Ohio
- * Powers, Susie, 2003-presentCentennial, Colo.



R
Ruth Riley

The only player in school history to register 2,000 points and 1,000 rebounds in her career. She currently is playing for the 2003 WNBA Champion Detroit Shock and was a member of the 2004 U.S. Olympic Team.

- **** Ratay, Alicia, 1999-03Lake Zurich, Ill.
- **** Riley, Ruth, 1997-01Macy, Ind.
- Robillard, Regina, 1977-78Newport, R.I.
- **** Robinson, Karen, 1987-91Turnersville, N.J.
- Rooney, Carrie, 1977-78Basking Ridge, N.J.
- **** Rupe, Majenica, 1989-93Big Rapids, Mich.
- * Ryan, Molly, 1980-81Springfield, Ill.



S
Mary Beth Schueth

One of just four players to average in double figures in scoring throughout her career.

- Schlaff, Janet, 1978-79Lincoln Park, Mich.
- **** Schueth, Mary Beth,
1981-85Indianapolis, Ind.
- *** Schwartz, Annie, 1986-89Ann Arbor, Mich.
- **** Severe, Le'Tania, 2000-04Pembroke Pines, Fla.
- **** Siemon, Kelley, 1997-01Edina, Minn.
- Skieresz, Mickey, 1983-85Westlake Village, Calif.
- Smith, Ann, 1977-78Middletown, Ohio
- * Smith, Dionne, 1989-93Indianapolis, Ind.
- Smith, Theresa, 1980-81West Islip, N.Y.
- Sullivan, Eunice, 1977-78Evanston, Ill.
- **** Swanson, Karen, 1999-03Westlake, Ohio



T
Diondra Toney

Averaged a career-best 10.2 ppg. during both her sophomore and junior seasons.

- * Thompson, Vonnie, 1983-85Saginaw, Mich.
- *** Toney, Diondra, 1985-89Chicago, Ill.
- Tranel, Jenni, 1988-89Billings, Mont.



W
Coquese Washington

Current Irish assistant coach Coquese Washington led the team in steals from 1989-93 and ranks second in school history with 307 career thefts.

- **** Washington, Coquese, 1989-93Flint, Mich.
- * Weese, Anne, 2002-04Salina, Kan.
- * Wicks, Kelsey, 2001-03Gillette, Wyo.
- ** Willis, Lavetta, 1984-87Wayne, Mich.





Popular walk-on guard Karen Swanson is the most recent of a school-record 10 different players to wear the No. 11 at Notre Dame.

00

Ruth Riley (1997-01)

3

Susie Powers (2003-present)
 Ericka Haney (1998-02)
 Mollie Peirick (1994-98)
 Kristin Knapp (1990-94)

4

Le'Tania Severe (2000-04)
 Audrey Gomez (1992-93)

5

Jeneka Joyce (2000-04)

10

Jill Krause (2001-03)
 Adrienne Jordan (1994-97)
 Kara Leary (1990-94)
 Maureen Nelligan (1988-89)
 Mary Gavin (1984-88)
 Dava Newman (1983-84)
 Janice Monagle (1981-83)
 Maggie Lally (1978-81)
 Beth Conlink (1977-78)

11

Karen Swanson (1999-03)
 Sherisha Hills (1998-99)
 Jeannine Augustin (1993-97)
 Audrey Gomez (1991-92)
 Sara Liebscher (1987-91)
 Cathy Emigholz (1986-87)
 Mickey Skieresz (1983-85)
 Cathy O'Brien (1982-83)
 Tricia McManus (1980-81)
 Carol Lally (1977-79)

12

Teresa Borton (2001-present)
 Danielle Green (1997-00)
 Katryna Gaither (1993-97)
 Dionne Smith (1991-92)
 Carol Elliot (1988-89)
 Lynn Ebben (1982-86)
 Kara O'Malley (1980-81)
 Tricia McManus (1979-80)
 Molly Cashman (1978-79)
 Eunice Sullivan (1977-78)

13

Megan Duffy (2002-present)
 Danielle Green (1995-96)
 Trena Keys (1982-86)
 Missy Conboy (1978-82)
 Michelle O'Haren (1977-78)

14

Lisa Kuhns (1985-90)
 Vonnie Thompson (1983-84)
 Sheila Liebscher (1979-81)
 Carola Cummings (1977-79)

15

Dionne Smith (1992-93)
 Carol Elliot (1986-88)
 Lisa Brown (1982-84)
 Molly Ryan (1980-81)
 Renee Antolik (1978-80)

20

Sheila McMillen (1995-99)
 Karen Robinson (1987-91)
 Molly Mahoney (1986-87)
 Mary Beth Schueth (1981-85)
 Laura Curliss (1980-81)
 Kelly Hicks (1978-80)
 Byrne Murphy (1977-78)

21

Jacqueline Batteast (2001-present)
 Beth Morgan (1993-97)
 Coquese Washington (1989-93)
 Diondra Toney (1985-89)
 Debbi Hensley (1981-83)
 Molly Cashman (1979-80)
 Janey Schlaff (1978-79)
 Ann Smith (1977-78)

22

Alicia Ratay (1999-03)
 Heather Gossard (1994-95)
 Sherri Orlosky (1990-94)
 Comalita Haysbert (1988-89)
 Kathy Brommeland (1984-87)
 Mary Borkowski (1983-84)
 Shari Matvey (1980-83)
 Patricia O'Brien (1978-79)
 Carrie Rooney (1977-78)

23

Monique Hernandez (1999-02, 2004)
 Niele Ivey (1996-97)
 Stacy Fields (1992-96)
 Michelle Marciniak (1991-92)
 Comalita Haysbert (1989-91)
 Laura Dougherty (1981-85)
 Theresa Smith (1980-81)
 Tricia McManus (1978-79)
 Kelly Hicks (1977-78)

24

Kelsey Wicks (2001-03)
 Andrea Alexander (1990-94)
 Deb Fitzgerald (1988-89)
 Kathy Barron (1984-88)
 Theresa Mullins (1980-84)
 Jan Crowe (1979-80)
 Pat Meyer (1977-79)

25

Christy Grady (1996-97)
 Jenny Layden (1992-94)
 Deb Fitzgerald (1989-92)
 Ruth Kaiser (1981-85)
 Marge Meagher (1977-78)

30

Dionne Smith (1989-90)
 Cathy Emigholz (1987-89)
 Lavetta Willis (1983-87)
 Jan Crowe (1980-81)
 Martha McLean (1978-79)
 Kathy Lew (1977-78)



31

Amanda Barksdale (1999-02)
 Letitia Bowen (1991-95)
 Debbi Hensley (1980-81)
 Patti O'Brien (1979-80)
 Cynthia Battel (1978-79)

32

Breona Gray (2003-present)
 Julie Henderson (1996-00)
 Susan Atchinson (1992-94)
 Comalita Haysbert (1991-92)
 Vonnie Thompson (1984-85)
 Jenny Klauke (1980-84)
 Jane Politiski (1977-78, 1979-80)

33

Katy Flecky (2001-04)
 Niele Ivey (1997-01)
 Rosanne Bohman (1993-97)
 Majenica Rupe (1990-93)
 Annie Schwartz (1986-90)
 Denise Basford (1982-86)
 Shari Matvey (1979-80)

34

Crystal Erwin (2003-present)
 Heather Gossard (1995-96)
 Kelly Heath (1994-95)
 Majenica Rupe (1989-90)
 Julie Garske (1986-87)
 Jan Crowe (1981-82)
 Jane Politiski (1978-79)

35

Mary Leffers (1997-98)
 Kelly Heath (1994-95)

40

Diana Braendly (1997-99)
 Carey Poor (1994-96)
 Regina Robillard (1977-78)

41

Courtney LaVere (2002-present)
 Imani Dunbar (1997-01)

42

Kari Hutchinson (1994-98)
 Carey Poor (1992-94)
 Krissi Davis (1989-91)
 Carrie Bates (1981-85)
 Molly Cashman (1977-78)

43

Maggie Lally (1977-78)

44

Anne Weese (2002-04)
 Allison Bustamante (2001-02)
 Meaghan Leahy (1997-01)
 Katura "Tootie" Jones (1990-94)
 Heidi Bunek (1985-89)

45

Diana Braendly (1995-96)

50

Kelley Siemon (1997-01)
 Krissi Davis (1987-89)

52

Margaret Nowlin (1988-92)
 Sandy Botham (1984-88)

55

Jenni Tranel (1988-89)
 Beth Morrison (1984-87)

boldface indicates current players



Reserve guard Imani Dunbar, a key component of Notre Dame's 2001 national championship team, was the first Irish player ever to wear No. 41.

All-Time Captains	
1977-78	Carol Lally Marge Meagher
1978-79	Molly Cashman Carol Lally
1979-80	Molly Cashman Jane Politiski
1980-81	Maggie Lally
1981-82	Missy Conboy
1982-83	Debbi Hensley Theresa Mullins
1983-84	Theresa Mullins Mary Beth Schueth
1984-85	Laura Dougherty Mary Beth Schueth
1985-86	Lynn Ebben Trena Keys
1986-87	game captains
1987-88	Kathy Brown Sandy Botham Mary Gavin
1988-89	Heidi Bunek Lisa Kuhns
1989-90	Lisa Kuhns Karen Robinson
1990-91	Krissi Davis Sara Liebscher Karen Robinson
1991-92	Margaret Nowlin Coquese Washington
1992-93	Kara Leary Coquese Washington
1993-94	Letitia Bowen Kara Leary
1994-95	Letitia Bowen Carey Poor
1995-96	Beth Morgan Carey Poor
1996-97	Jeannine Augustin Beth Morgan Mollie Peirick
1997-98	Sheila McMillen Mollie Peirick
1998-99	Sheila McMillen
1999-00	Julie Henderson Niele Ivey
2000-01	Niele Ivey Ruth Riley
2001-02	Ericka Haney
2002-03	Alicia Ratay Le'Tania Severe
2003-04	Le'Tania Severe
2004-05	Jacqueline Batteast Teresa Borton Megan Duffy





Trena Keys was named the North Star Conference Player of the Year in each of her final two seasons at Notre Dame (1985 and 1986).

1979-80 (20-10)

Indiana AIAW Division III North District Champions
Indiana AIAW Division III State Champions
4th Place — AIAW Division III Region V Tournament
AIAW Division III National Tournament (Round of 16)
Maggie Lally — GTE Academic All-American (Second Team)
Shari Matvey — AIAW Division III All-Region V Team
 F - Kelly Hicks, 5-10, Sr., 4.3 ppg., 3.7 rpg.
 F - Jane Politiski, 5-11, Sr., 11.2 ppg., 7.9 rpg.
 C - Shari Matvey, 6-1, Fr., 17.6 ppg., 10.2 rpg.
 G - Maggie Lally, 5-0, Jr., 6.2 ppg., 1.6 rpg.
 G - Molly Cashman, 5-4, Sr., 4.8 ppg., 2.2 rpg.
 Top Subs - Tricia McManus, 5-11, So., 8.9 ppg., 6.3 rpg.; Sheila Liebscher, 5-8, Jr., 3.2 ppg., 2.9 rpg.; Missy Conboy, 5-8, So., 6.5 ppg., 3.8 rpg.

1980-81 (10-18)

Maggie Lally — GTE Academic All-American (Second Team)
Shari Matvey — GTE Academic All-American (Second Team)
 F - Tricia McManus, 5-11, Jr., 6.8 ppg., 6.0 rpg.
 F - Missy Conboy, 5-8, Jr., 2.9 ppg., 2.5 rpg.
 C - Shari Matvey, 6-1, So., 14.8 ppg., 7.6 rpg.
 G - Maggie Lally, 5-1, Sr., 1.9 ppg., 0.9 rpg.
 G - Sheila Liebscher, 5-8, Sr., 2.9 ppg., 2.8 rpg.
 Top Subs - Jenny Klauke, 5-9, Fr., 10.2 ppg., 5.0 rpg.; Molly Ryan, 5-6, Fr., 7.2 ppg., 2.0 rpg.; Theresa Mullins, 5-6, Fr., 3.9 ppg., 1.3 rpg.

1981-82 (16-9)

Dial Classic Champions
 F - Ruth Kaiser, 5-10, Fr., 9.6 ppg., 5.5 rpg.
 F - Shari Matvey, 6-1, Jr., 9.3 ppg., 4.8 rpg.
 C - Mary Beth Schueth, 6-0, Fr., 13.0 ppg., 9.1 rpg.
 G - Theresa Mullins, 5-6, So., 4.2 ppg., 1.2 rpg.
 G - Debbie Hensley, 5-7, Jr., 1.4 ppg., 1.2 rpg.
 Top Subs - Carrie Bates, 6-1, Fr., 12.4 ppg., 6.5 rpg.; Laura Dougherty, 5-10, Fr., 8.8 ppg., 1.3 rpg.; Susan Neville, 5-9, Fr., 3.2 ppg., 1.3 rpg.

1982-83 (20-7)

Mary Beth Schueth — GTE Academic All-American (Second Team)
 F - Ruth Kaiser, 5-11, So., 7.1 ppg., 4.0 rpg.
 F - Shari Matvey, 6-1, Sr., 7.6 ppg., 4.0 rpg.
 C - Mary Beth Schueth, 6-0, So., 11.7 ppg., 8.9 rpg.
 G - Debbie Hensley, 5-6, Sr., 1.1 ppg., 1.8 rpg.
 G - Laura Dougherty, 5-10, So., 10.9 ppg., 2.1 rpg.
 Top Subs - Carrie Bates, 6-1, So., 8.0 ppg., 4.7 rpg.; Lynn Ebben, 6-0, Fr., 7.7 ppg., 3.6 rpg.; Trena Keys, 6-1, Fr., 10.5 ppg., 3.6 rpg.

1983-84 (14-14, 6-4 North Star)

Mary Beth Schueth — Second Team All-North Star Conference
 F - Carrie Bates, 6-1, Jr., 11.9 ppg., 5.5 rpg.
 F - Trena Keys, 6-1, So., 9.2 ppg., 3.1 rpg.
 C - Mary Beth Schueth, 6-0, Jr., 11.0 ppg., 6.9 rpg.
 G - Laura Dougherty, 5-10, Jr., 9.7 ppg., 1.5 rpg.
 G - Vonnice Thompson, 5-8, Fr., 4.4 ppg., 1.8 rpg.
 Top Subs - Lynn Ebben, 6-0, So., 6.9 ppg., 2.4 rpg.; Ruth Kaiser, 5-11, Jr., 5.7 ppg., 3.9 rpg.; Lavetta Willis, 5-11, Fr., 4.6 ppg., 4.1 rpg.; Denise Basford, 5-9, So., 2.4 ppg., 1.7 rpg.

1984-85 (20-8, 13-1 North Star)

North Star Conference Champions
Sandy Botham — Second Team All-North Star Conference
Mary DiStanislaio — North Star Conference Coach of the Year
Trena Keys — North Star Conference Player of the Year
Mary Beth Schueth — First Team All-North Star Conference, GTE District V Academic All-American
 F - Lynn Ebben, 6-0, Jr., 5.4 ppg., 2.3 rpg.
 F - Mary Beth Schueth, 6-0, Sr., 11.3 ppg., 7.7 rpg.
 C - Sandy Botham, 6-2, Fr., 9.4 ppg., 5.1 rpg.
 G - Mary Gavin, 5-6, Fr., 3.3 ppg., 2.2 rpg., 4.5 apg.
 G - Trena Keys, 6-1, Jr., 17.2 ppg., 5.6 rpg.
 Top Subs - Laura Dougherty, 5-10, Sr., 6.8 ppg., 1.0 rpg.; Ruth Kaiser, 5-11, Sr., 2.2 ppg., 2.3 rpg.; Denise Basford, 5-9, Jr., 1.4 ppg., 1.7 rpg.

1985-86 (23-8, 13-1 North Star)

North Star Conference Champions
3rd Place — National Women's Invitation Tournament
Sandy Botham — First-Team All-North Star Conference
Heidi Bunek — NWIT All-Tournament Team
Mary DiStanislaio — North Star Conference Coach of the Year
Mary Gavin — Second-Team All-North Star Conference
Trena Keys — North Star Conference Player of the Year, NWIT All-Tournament Team
 F - Trena Keys, 6-1, Sr., 19.6 ppg., 5.9 rpg.
 F - Heidi Bunek, 6-4, Fr., 9.8 ppg., 6.3 rpg.
 C - Sandy Botham, 6-2, So., 13.6 ppg., 7.2 rpg.
 G - Mary Gavin, 5-6, So., 6.1 ppg., 3.0 rpg., 6.6 apg.
 G - Diondra Toney, 5-9, Fr., 5.5 ppg., 3.3 rpg.
 Top Subs - Lynn Ebben, 6-0, Sr., 7.4 ppg., 3.7 rpg., 3.0 apg.; Lavetta Willis, 5-11, Jr., 6.3 ppg., 4.5 rpg.; Kathy Brommeland, 6-3, So., 3.8 ppg., 2.3 rpg.; Kathy Barron, 5-9, So., 2.0 ppg., 1.3 rpg.

1986-87 (12-15, 4-2 North Star)

Sandy Botham — First-Team All-North Star Conference
Heidi Bunek — Second-Team All-North Star Conference
Mary Gavin — First-Team All-North Star Conference
 F - Heidi Bunek, 6-4, So., 14.4 ppg., 8.0 rpg.
 F - Annie Schwartz, 6-3, Fr., 9.1 ppg., 4.7 rpg.
 C - Sandy Botham, 6-2, Jr., 12.1 ppg., 7.1 rpg.
 G - Mary Gavin, 5-6, Jr., 6.7 ppg., 3.3 rpg., 7.9 apg.
 G - Diondra Toney, 5-9, So., 10.2 ppg., 3.4 rpg.
 Top Subs - Beth Morrison, 6-5, Jr., 4.5 ppg., 3.7 rpg.; Cathy Emigholz, 6-1, Fr., 3.6 ppg., 2.6 rpg.; Molly Mahoney, 5-11, Fr., 2.3 ppg., 1.3 rpg.; Kathy Barron, 5-9, Jr., 2.0 ppg., 1.1 rpg.; Carol Elliott, 5-5, Fr., 1.3 ppg., 0.5 rpg.

1977-78 (13-4)

Indiana AIAW Small College North District Champions
4th Place — Indiana AIAW Small College State Tournament
 F - Carol Lally, 5-8, Jr., 10.7 ppg.
 F - Marge Meagher, 5-9, Sr., 8.1 ppg.
 C - Jane Politiski, 5-11, So., 9.4 ppg.
 G - Maggie Lally, 5-0, Fr., 6.4 ppg.
 G - Molly Cashman, 5-4, So., 8.9 ppg.

1978-79 (16-6)

Huntington Tournament Champions
Northern Illinois Tournament Champions
Indiana AIAW Small College North District Champions
 F - Carol Lally, 5-8, Sr., 12.8 ppg., 5.9 rpg.
 F - Pat Meyer, 5-9, Sr., 5.3 ppg., 3.9 rpg.
 C - Jane Politiski, 5-11, Jr., 11.1 ppg., 9.6 rpg.
 G - Maggie Lally, 5-0, So., 6.7 ppg., 1.5 rpg.
 G - Molly Cashman, 5-4, Jr., 7.7 ppg., 1.8 rpg.
 Top Subs - Tricia McManus, 5-11, Fr., 6.9 ppg., 5.4 rpg.; Jan Schaff, 5-5, Fr., 3.7 ppg., 0.7 rpg.



1987-88 (20-8, 7-3 North Star)

Sandy Botham — First Team All-North Star Conference

Heidi Bunek — Second Team All-North Star Conference

Muffet McGraw — North Star Conference Coach of the Year

Mary Gavin — Second Team All-North Star Conference

F - Heidi Bunek, 6-4, Jr., 17.9 ppg., 8.8 rpg.

F - Diondra Toney, 5-9, Jr., 10.1 ppg., 4.6 rpg.

C - Sandy Botham, 6-2, Sr., 16.0 ppg., 7.8 rpg.

G - Mary Gavin, 5-6, Sr., 5.9 ppg., 2.9 rpg., 8.7 apg.

G - Karen Robinson, 5-6, Fr., 7.7 ppg., 1.4 rpg., 3.5 apg.

Top Subs - Lisa Kuhns, 5-10, Jr., 9.2 ppg., 3.0 rpg.;

Sara Liebscher, 5-8, Fr., 5.1 ppg., 2.8 rpg.;

Krissi Davis, 5-9, Fr., 3.5 ppg., 3.7 rpg.

1988-89 (21-11, 12-2 MCC)

MCC Regular Season Champions

MCC Tournament Champions

7th Place — National Women's Invitation Tournament

Krissi Davis — MCC Tournament MVP,

MCC All-Tournament Team, MCC Player of the Week (March 6)

Comalita Haysbert — MCC All-Newcomer Team

Sara Liebscher — Second Team All-MCC

Karen Robinson — First Team All-MCC, MCC All-Tournament Team, Investors Classic All-Tournament Team, MCC Player of Week (December 5)

F - Diondra Toney, 5-9, Sr., 5.9 ppg., 3.2 rpg.

F - Krissi Davis, 5-9, So., 10.4 ppg., 6.5 rpg.

C - Margaret Nowlin, 6-1, Fr., 4.1 ppg., 3.7 rpg.

G - Sara Liebscher, 5-8, So., 9.7 ppg., 4.2 rpg.

G - Karen Robinson, 5-6, So., 12.5 ppg., 5.8 apg.

Top Subs - Comalita Haysbert, 6-0, Fr., 6.8 ppg., 3.6

rpg.; Annie Schwartz, 6-3, Jr., 5.7 ppg., 2.9 rpg.;

Annie Schwartz, 6-3, Jr., 5.7 ppg., 2.9 rpg., Lisa

Kuhns, 5-10, Sr., 5.6 ppg., 1.7 rpg.

1989-90 (23-6, 16-0 MCC)

Rotary Classic Champions

MCC Regular Season Champions

MCC Tournament Champions

Krissi Davis — Second-Team All-MCC

Comalita Haysbert — Rotary Classic MVP

Sara Liebscher — Rotary Classic

All-Tournament Team

Margaret Nowlin — MCC Player of the Week

(February 18), MCC All-Tournament Team

Karen Robinson — First Team All-MCC, MCC

Tournament MVP, MCC All-Tournament Team,

Rotary Classic All-Tournament Team, MCC

Player of the Week (January 28)

Coquese Washington — MCC All-Newcomer Team

F - Krissi Davis, 5-9, Jr., 11.9 ppg., 8.0 rpg.

F - Margaret Nowlin, 6-1, So., 11.7 ppg., 7.5 rpg.

G - Sara Liebscher, 5-8, Jr., 9.7 ppg., 5.3 rpg.

G - Karen Robinson, 5-6, Jr., 15.1 ppg., 2.3 rpg.

G - Coquese Washington, 5-6, Fr., 6.8 ppg., 2.1 rpg.

Top Subs - Lisa Kuhns, 5-10, Sr., 7.8 ppg., 3.1 rpg.;

Deb Fitzgerald, 5-10, So., 4.0 ppg., 2.3 rpg.;

Majenica Rupe, 6-5, Fr., 2.9 ppg., 3.2 rpg.;

Comalita Haysbert, 6-0, So., 13.9 ppg., 3.3 rpg.

1990-91 (23-9, 15-1 MCC)

MCC Regular Season Champions

MCC Tournament Champions

8th Place — National Women's Invitation Tournament

Krissi Davis — First-Team All-MCC, MCC

Tournament MVP, MCC All-Tournament Team,

Texaco-Hawk Classic All-Tournament Team,

MCC Player of the Week (March 10)

Kristin Knapp — MCC All-Newcomer Team

Sara Liebscher — Notre Dame Club of St.

Joseph Valley Rockne Student-Athlete Award

Muffet McGraw — MCC Coach of the Year

Karen Robinson — MCC Player of the Year,

First Team All-MCC, MCC All-Tournament

Team, Texaco-Hawk Classic Tournament MVP,

NWIT All-Tournament Team, MCC Player of the

Week (February 18), KODAK District IV All-

American

Coquese Washington — Second-Team All-MCC

F - Comalita Haysbert, 6-0, Jr., 12.5 ppg., 3.7 rpg.

F - Krissi Davis, 5-9, Sr., 13.6 ppg., 6.2 rpg.

C - Margaret Nowlin, 6-1, Jr., 11.0 ppg., 7.5 rpg.

G - Karen Robinson, 5-8, Sr., G, 16.8 ppg., 2.5

rpg., 5.0 apg.

G - Coquese Washington, 5-6, So., 9.2 ppg., 3.8

rpg., 5.6 apg.

Top Subs — Sara Liebscher, 5-8, Sr., G, 9.2 ppg.,

4.2 rpg.; Andrea Alexander, 5-11, Fr., F, 1.4

ppg., 2.3 rpg.; Kristin Knapp, 6-3, Fr., F, 6.7

ppg., 3.7 rpg.; Sherri Orlosky, 5-11, Fr., G, 3.2

ppg., 2.2 rpg.; Tootie Jones, 6-1, Fr., F, 5.6 ppg.,

4.3 rpg.; Deb Fitzgerald, 5-10, Jr., G, 3.5 ppg.,

1.0 rpg.; Majenica Rupe, 6-5, So., C, 1.9 ppg.,

2.2 rpg.; Kara Leary, 5-5, Fr., G, 0.4 ppg., 0.5 rpg.

1991-92 (14-17, 8-4 MCC)

NCAA Tournament (First Round)

MCC Tournament Champions

Comalita Haysbert — MCC Player of the Week

(February 3)

Michelle Marciniak — MCC All-Newcomer

Team, MCC Player of the Week (December 9)

Margaret Nowlin — First-Team All-MCC, MCC

All-Tournament Team, MCC Tournament MVP,

MCC Player of the Week (March 16), Notre

Dame National Monogram Club MVP

Sherri Orlosky — MCC All-Tournament Team,

MCC Player of the Week (December 23), Notre

Dame Club of St. Joseph Valley Rockne Scholar-

Athlete Award

F - Comalita Haysbert, 6-0, Sr., 11.1 ppg., 5.3 rpg.

F - Letitia Bowen, 6-0, Fr., 7.5 ppg., 7.8 rpg.

C - Margaret Nowlin, 6-1, Sr., 16.5 ppg., 8.7 rpg.

G - Sherri Orlosky, 5-10, So., 8.4 ppg., 2.8 rpg.

G - Coquese Washington, 5-6, Jr., 7.4 ppg.,

3.5 apg. OR

G - Kara Leary, 5-5, So., 3.4 ppg, 3.0 apg

Top Subs: Michelle Marciniak, 5-9, Fr., G, 12.3

ppg., 2.9 apg., Audrey Gomez, 5-7, Fr., G, 4.7

ppg., 3.0 apg., Kristin Knapp, 6-3, So., F, 3.9

ppg., 2.7 rpg., Andrea Alexander, 5-11, So., F,

1.1 ppg., 3.3 rpg., Dionne Smith, 6-3, Jr., F, 1.7

ppg., 2.4 rpg., Majenica Rupe, 6-5, Jr., C 1.2

ppg., 1.6 rpg.



As a freshman, Stacy Fields was a starter for the 1992-93 squad. She averaged 7.6 points and 4.6 rebounds per game as the only rookie in the everyday lineup.

1992-93 (15-12, 11-5 MCC)

Letitia Bowen — Second Team All-MCC, Notre

Dame National Monogram Club MVP, MCC

Player of the Week (January 10) and (March 7)

Stacy Fields — MCC All-Newcomer Team

Sherri Orlosky — Notre Dame Club of St.

Joseph Valley Rockne Student-Athlete Award

Coquese Washington — Second-Team

All-MCC

F - Letitia Bowen, 6-0, So., 13.4 ppg., 9.8 rpg.

F - Kristin Knapp, 6-3, Jr., 9.3 ppg., 6.7 rpg.

G - Sherri Orlosky, 5-10, Jr., 9.9 ppg., 3.0 rpg.

G - Coquese Washington, 5-6, Sr., 10.0 ppg., 4.4

apg.

G - Stacy Fields, 6-0, Fr., 7.4 ppg., 4.6 rpg.

Top Subs: Tootie Jones, 6-1, Jr., F, 8.0 ppg., 3.5 rpg.;

Carey Poor, 6-0, Fr., F, 5.6 ppg., 3.1 rpg.;

Audrey Gomez, 5-7, So., G, 4.5 ppg., 1.6 apg.,

2.0 rpg.; Kara Leary, 5-5, Jr., G, 3.1 ppg., 1.8

rpg., 2.5 apg.; Andrea Alexander, 5-11, Jr., F,

0.8 ppg., 0.6 rpg.; Susie Atchinson, 5-7, So., G,

1.0 ppg., 0.9 rpg.; Majenica Rupe, 6-5, Sr., C,

0.6 ppg., 0.1 rpg.; Jenny Layden, 5-5, Fr., G, 0.5

ppg., 0.3 rpg.





Katryna Gaither averaged a school-record 20.4 points per game in 1996-97 and was named an honorable mention All-American by three media organizations.

1994-95 (21-10, 15-1 MCC)

MCC Regular Season Champions

3rd Place — National Women's Invitation Tournament

Letitia Bowen — Notre Dame National Monogram Club MVP, NWIT Leadership and Spirit Award

Stacy Fields — Notre Dame Club of St. Joseph Valley Rockne Student-Athlete Award

Katryna Gaither — First-Team All-MCC, NWIT All-Tournament Team, MCC Player of the Week (January 15 and February 26)

Beth Morgan — First-Team All-MCC, UCI-Newport Beach Classic All-Tournament Team, Seattle Times Classic All-Tournament Team

Mollie Peirick — MCC All-Newcomer Team

Carey Poor — UCI-Newport Beach Classic All-Tournament team

F - Letitia Bowen, 6-0, Sr., 11.4 ppg., 8.4 rpg.

F - Carey Poor, 6-0, Jr., 10.1 ppg., 5.1 rpg.

C - Katryna Gaither, 6-3, So., 19.0 ppg., 7.7 apg.

G - Beth Morgan, 6-0, So., 17.9 ppg., 4.1 rpg.

G - Mollie Peirick, 5-11, Fr., 6.3 ppg., 2.9 rpg.

Top Subs: Stacy Fields, 6-0, Jr., G, 4.6 ppg., 4.2 rpg.; Rosanne Bohman, 6-1, So., F, 4.0 ppg., 3.1 rpg.; Kari Hutchinson, 6-0, Fr., G, 3.0 ppg., 2.3 rpg.; Jeannine Augustin, 5-4, So., G, 2.6 ppg., 1.7 rpg.; Kelly Heath, 6-1, Fr., F, 2.6 ppg., 1.6 rpg.; Heather Gossard, 5-5, Fr., G, 1.3 ppg., 0.8 rpg.; Adrienne Jordan, 5-8, So., G, 0.5 ppg., 0.4 rpg.

1995-96 (23-8, 15-3 BIG EAST)

NCAA Tournament (Second Round)

Jeannine Augustin — BIG EAST Academic All-Star Team

Diana Braendly — BIG EAST Rookie of the Week (February 12), BIG EAST Academic All-Star Team

Katryna Gaither — Associated Press Honorable Mention All-American, United Press International Honorable Mention All-American; KODAK Honorable Mention All-American, Notre Dame National Monogram Club MVP, First team All-BIG EAST, BIG EAST All-Tournament team, BIG EAST Player of the Week (January 9 & 16)

Danielle Green — BIG EAST Academic All-Star Team

Adrienne Jordan — BIG EAST Academic All-Star Team

Muffet McGraw — WBCA District II Coach of the Year

Beth Morgan — Associated Press Honorable Mention All-American, United Press International Honorable Mention All-American; KODAK Honorable Mention All-American, Notre Dame National Monogram Club MVP, First Team All-BIG EAST, BIG EAST All-Tournament Team, Kona Women's Basketball Classic All-Tournament team, BIG EAST Player of the Week (December 4), BIG EAST Academic All-Star Team

Carey Poor — Notre Dame Club of St. Joseph Valley Rockne Student-Athlete Award, BIG EAST Academic All-Star Team

F - Beth Morgan, 6-0, Jr., 20.2 ppg., 5.0 rpg.

F - Carey Poor, 6-0, Sr., 8.5 ppg., 6.0 rpg.

C - Katryna Gaither, 6-3, Jr., 19.8 ppg., 9.1 apg.

G - Jeannine Augustin, 5-4, Jr., 1.9 ppg., 1.7 rpg.

G - Mollie Peirick, 5-11, So., 7.1 ppg., 3.5 rpg.

Top Subs: Sheila McMillen, 5-10, Fr., G, 7.6 ppg., 2.7 rpg.; Rosanne Bohman, 6-1, Jr., F, 5.8 ppg., 2.6 rpg.; Stacy Fields, 6-0, Sr., G, 3.8 ppg., 3.0 rpg.; Diana Braendly, 6-3, Fr., C, 2.8 ppg., 2.0 rpg.; Danielle Green, 5-8, Fr., G, 1.1 ppg., 1.7 rpg.; Adrienne Jordan, 5-8, Jr., G, 0.1 ppg., 0.4 rpg.

1996-97 (31-7, 17-1 BIG EAST)

NCAA Tournament Final Four

East Regional Champions

3rd Place — Preseason Women's National Invitation Tournament

Jeannine Augustin — BIG EAST Academic All-Star Team, Notre Dame Club of St. Joseph Valley Rockne Student-Athlete Award

Katryna Gaither — Associated Press Honorable Mention All-American, United Press International Honorable Mention All-American; KODAK Honorable Mention All-American, East Regional MVP, East Regional All-Tournament Team, Notre Dame National Monogram Club MVP, First Team All-BIG EAST, BIG EAST All-Tournament Team, Women's National Invitation All-Tournament Team, Philadelphia On-Line National Player of the Week, CBS Player of the Game vs. Ohio State (January 4), Comfort Inn Downtown Classic MVP, Comfort Inn Downtown Classic All-Tournament Team, BIG EAST Player of the Week (November 25, December 2 and January 13)

Adrienne Jordan — BIG EAST Academic All-Star Team

Beth Morgan — Associated Press Honorable Mention All-American, United Press International Honorable Mention All-American; KODAK Honorable Mention All-American, East Regional All-Tournament Team, Notre Dame National Monogram Club MVP, First-Team All-BIG EAST, BIG EAST All-Tournament Team, Comfort Inn Downtown Classic All-Tournament Team, BIG EAST Player of the Week (February 2)

F - Beth Morgan, 6-0, Sr., 18.3 ppg., 6.1 rpg.

F - Rosanne Bohman, 6-1, Sr., 9.8 ppg., 5.7 rpg.

C - Katryna Gaither, 6-3, Sr., 20.4 ppg., 9.7 apg.

G - Jeannine Augustin, 5-4, Jr., 5.1 ppg., 2.6 rpg.

G - Mollie Peirick, 5-11, Jr., 7.9 ppg., 4.1 rpg.

Top Subs: Sheila McMillen, 5-10, So., G, 8.0 ppg., 2.7 rpg.; Julie Henderson, 6-3, Fr., F/C, 3.0 ppg., 2.3 rpg.; Kari Hutchinson, 6-0, Jr., G, 2.8 ppg., 2.7 rpg.; Adrienne Jordan, 5-8, Sr., G, 0.8 ppg., 0.5 rpg.; Christy Grady, 5-8, Jr., F, 0.5 ppg., 0.8 rpg.

1993-94 (22-7, 10-2 MCC)

NCAA Tournament (First Round)

MCC Regular Season Champions

MCC Tournament Champions

Letitia Bowen — First-Team All-MCC, MCC All-Tournament Team

Kara Leary — Brown Power Bar Tourn. MVP

Sherri Orlosky — Notre Dame Club of St.

Joseph Valley Rockne Student-Athlete Award

Beth Morgan — First-Team All-MCC, MCC All-

Tournament Team, MCC Newcomer of the Year,

MCC All-Newcomer Team, Brown Power Bar

All-Tournament Team, MCC Player of the Week

(December 26) and (February 7), Notre Dame

National Monogram Club MVP

F - Letitia Bowen, 6-0, Jr., 10.6 ppg., 9.5 rpg.

F - Tootie Jones, 6-1, Sr., 9.9 ppg., 5.9 rpg.

G - Kara Leary, 5-5, Sr., 7.6 ppg., 5.2 apg.

G - Beth Morgan, 6-0, Fr., 17.9 ppg., 4.3 rpg.

G - Sherri Orlosky, 5-10, Sr., 8.7 ppg., 4.1 rpg.

Top Subs: Carey Poor, 6-1, So., F, 8.7 ppg., 4.5 rpg.; Katryna Gaither, 6-3, Fr., F, 5.3 ppg., 3.4 rpg.; Jeannine Augustin, 5-5, Fr., G, 3.9 ppg., 2.1 apg.; Kristin Knapp, 6-3, Sr., F, 2.1 ppg., 1.5 rpg.; Rosanne Bohman, 6-1, Fr., F, 2.1 ppg., 1.9 rpg.; Andrea Alexander, 5-10, Sr., F, 1.8 ppg., 2.5 rpg.; Susie Atchinson, 5-7, Jr., G, .5 ppg., .4 rpg.; Jenny Layden, 5-5, So., G, 0.0 ppg., 2.0 apg.



1997-98 (22-10, BIG EAST)

NCAA Tournament Midwest Regional Semifinalist

Diana Braendly — Notre Dame Club of St. Joseph Valley Rockne Student-Athlete Award, BIG EAST Academic All-Star Team

Kari Hutchinson — BIG EAST Academic All-Star Team

Niele Ivey — BIG EAST Player of the Week (December 15)

Mollie Peirick — Third-Team All-BIG EAST, Notre Dame National Monogram Club MVP Award, BIG EAST Academic All-Star Team

Ruth Riley — BIG EAST All-Rookie Team, Basketball Times All-Freshman Team, BIG EAST Rookie of the Week (January 12, 19 and 26), BIG EAST Academic All-Star Team

F - Kelley Siemon, 6-2, Fr., 8.0 ppg, 5.2 rpg

C - Ruth Riley, 6-5, Fr., 11.5 ppg, 7.3 rpg

G - Niele Ivey, 5-8, So., 8.2 ppg, 3.4 rpg

G - Sheila McMillen, 5-10, Jr., 13.6 ppg, 2.7 rpg

G - Mollie Peirick, 5-11, Sr., 10.8 ppg, 4.9 rpg

Top Subs: Danielle Green, 5-8, Jr., G, 10.2 ppg.,

4.8 rpg.; Julie Henderson, 6-3, Jr., C, 4.1 ppg.,

3.0 rpg.; Diana Braendly, 6-4, Jr., C, 3.7 ppg., 2.3

rpg.; Kari Hutchinson, 6-0, Sr., G, 3.2 ppg., 2.7

rpg.; Meaghan Leahy, 6-4, Fr., F, 1.9 ppg., 1.8

rpg.; Imani Dunbar, 5-7, Fr., 1.0 ppg., 0.3 rpg.

1998-99 (26-5, 15-2 BIG EAST)

NCAA Tournament (Second Round)

Diana Braendly — BIG EAST Academic All-Star Team

Danielle Green — BIG EAST Player of the Week (November 23), BIG EAST Academic All-Star Team

Ericka Haney — BIG EAST Rookie of the Week (February 22)

Niele Ivey — Third-Team All-BIG EAST, BIG EAST Player of the Week (November 16 and February 8)

Muffet McGraw — Associated Press Coach of the Year finalist, Naismith Coach of the Year finalist

Sheila McMillen — Second-Team All-BIG EAST, BIG EAST All-Tournament Team, Successful Farming All-America Team, BIG EAST Player of the Week (February 22), BIG EAST Academic All-Star Team

Ruth Riley — Associated Press Third-Team All-American, BIG EAST Defensive Player of the Year, First-Team All-BIG EAST, KODAK Honorable Mention All-American, BIG EAST All-Tournament, BIG EAST Academic All-Star Team, GTE/CoSIDA District V Academic Team, Women's Basketball Journal Defensive All-America Team, Women's Basketball Journal Fourth-Team All-American, BIG EAST Player of the Week (December 28, January 11 and February 1), Associated Press Player of the Year Finalist

F - Kelley Siemon, 6-2, So., 5.8 ppg., 5.0 rpg.,

C - Ruth Riley, 6-5, So., 16.6 ppg., 8.4 rpg.

G - Danielle Green, 5-8, Sr., 14.4 ppg, 7.2 rpg.

G - Niele Ivey, 5-8, Jr., 13.2 ppg., 3.8 rpg., 6.5 apg.

G - Sheila McMillen, 5-8, 15.4 ppg, 4.3 rpg.

Top Subs: Sherisha Hills, 5-8, Fr., G, 7.0 ppg., 2.6

rpg.; Ericka Haney, 6-2, Fr., G/F, 6.0 ppg., 4.3

rpg.; Julie Henderson, 6-3, Jr., C/F, 1.0 ppg., 2.7

rpg.; Diana Braendly, 6-4, Sr., 1.8 ppg.,

Meaghan Leahy, 6-4, So., F, 1.2 ppg., 1.2 rpg.;

Imani Dunbar, 5-7, So., G, 0.7 ppg., 1.0 rpg.

1999-00 (27-5, 15-1 BIG EAST)

NCAA Tournament Midwest Regional Semifinalist

Imani Dunbar — BIG EAST Academic All-Star Team

Niele Ivey — Second Team All-BIG EAST, BIG EAST Player of the Week (January 17)

Muffet McGraw — Associated Press Coach of the Year finalist, Naismith Coach of the Year finalist

Alicia Ratay — BIG EAST Rookie of the Year; Associated Press Honorable Mention All-American, BIG EAST All-Rookie Team, BIG EAST Rookie of the Week (December 6 and 20, January 10, February 14 and 21), BIG EAST Academic All-Star Team



All-Time

Irish Lineup

Ruth Riley — Associated Press First-Team All-American, First-Team GTE Women's Basketball Academic All-American, United States Basketball Writers Association Women's Basketball Scholar-Athlete of the Year, WBCA/Kodak All-America Team Finalist, BIG EAST Defensive Player of the Year, First-Team All-BIG EAST, BIG EAST All-Tournament Team, NCAA Midwest Regional All-Tournament Team, BIG EAST Player of the Week (February 7), BIG EAST Academic All-Star Team

Kelley Siemon — BIG EAST Player of the Week (February 7)

Karen Swanson — BIG EAST Academic All-Star Team

F - Julie Henderson, 6-3, Sr., 5.2 ppg, 4.6 rpg

C - Ruth Riley, 6-5, Jr., 16.2 ppg, 7.3 rpg

G - Danielle Green, 5-8, Sr., 11.7 ppg, 4.0 rpg

G - Niele Ivey, 5-8, Sr., 11.2 ppg, 3.5 rpg

G - Alicia Ratay, 5-11, Fr., 14.0 ppg, 5.0 rpg

Top Subs: Ericka Haney, 6-2, So., G/F, 6.8 ppg.,

3.7 rpg.; Kelley Siemon, 6-2, Jr., F, 6.5 ppg., 5.0

rpg.; Monique Hernandez, Fr., G, 2.4 ppg., 1.0

rpg.; Meaghan Leahy, 6-4, Jr., F, 2.4 ppg., 2.4

rpg.; Amanda Barksdale, 6-3, Fr., F, 1.1 ppg.,

1.2 rpg.; Imani Dunbar, 5-7, Jr., 1.1 ppg., 1.4

rpg.; Karen Swanson, 5-7, So., G, 0.9 ppg., 0.4

rpg.

2000-01 (34-2, 15-1 BIG EAST)

NCAA CHAMPION

Midwest Regional Champion

BIG EAST Regular Season Co-Champion

Coaches vs. Cancer Challenge Champion

Imani Dunbar — BIG EAST Academic All-Star Team

Monique Hernandez — BIG EAST Academic All-Star Team

Niele Ivey — Francis Pomeroy Naismith Award, Associated Press Third-Team All-American, NCAA Final Four All-Tournament Team, First Team All-BIG EAST, Coaches vs. Cancer Challenge MVP, Coaches vs. Cancer Challenge All-Tournament Team, BIG EAST Player of the Week (November 27)

Jeneka Joyce — BIG EAST Academic All-Star Team

Muffet McGraw — Naismith Coach of the Year, Associated Press Coach of the Year, WBCA Coach of the Year, BIG EAST Coach of the Year, Sports Illustrated for Women Coach of the Year

The Irish bench erupts in celebration late in Notre Dame's NCAA second-round win over George Washington in 2000 at the Joyce Center.





Kelley Siemon was named the BIG EAST Conference Most Improved Player in 2000-01 after averaging 11.3 points and 7.1 rebounds per game.

Alicia Ratay — Midwest Regional All-Tournament Team, Third Team All-BIG EAST, BIG EAST All-Tournament Team, BIG EAST Academic All-Star Team

Ruth Riley — Naismith Player of the Year, Associated Press Player of the Year, Sports Illustrated Player of the Year, Sports Illustrated for Women Player of the Year, Women's Basketball Journal Player of the Year, Kodak/WBCA All-American, Verizon Academic All-America Team Member of the Year, Verizon Women's Basketball Academic All-American of the Year, Verizon Women's Basketball First Team Academic All-American, NCAA Final Four Most Outstanding Player, NCAA Final Four All-Tournament Team, NCAA Midwest Regional Most Outstanding Player, Midwest Regional All-Tournament Team, NCAA

Postgraduate Scholarship, BIG EAST Player of the Year, BIG EAST Defensive Player of the Year, BIG EAST Female Scholar Athlete of the Year, BIG EAST Women's Basketball Scholar Athlete of the Year, First Team All-BIG EAST, BIG EAST All-Tournament Team, Coaches vs. Cancer Challenge All-Tournament Team, BIG EAST Player of the Week (January 1, 8, 22 and February 12), Byron V. Kanaley Award

Kelley Siemon — BIG EAST Most Improved Player, Midwest Regional All-Tournament Team, BIG EAST All-Tournament Team, Honorable Mention All-BIG EAST

Karen Swanson — BIG EAST Academic All-Star Team
 F - Ericka Haney, 6-2, Jr., 11.0 ppg, 5.7 rpg
 F - Kelley Siemon, 6-2, Sr., 11.3 ppg, 7.1 rpg
 C - Ruth Riley, 6-5, Sr., 18.7 ppg, 7.8 rpg
 G - Niele Ivey, 5-8, Sr., 12.1 ppg, 4.1 rpg
 G - Alicia Ratay, 5-11, So., 12.9 ppg, 5.1 rpg

Top Subs: Jeneka Joyce, 5-9, Fr., G, 5.2 ppg, 1.2 rpg; Meaghan Leahy, 6-4, Sr., F, 3.1 ppg., 2.8 rpg. Monique Hernandez, 5-9, So., G., 2.6 ppg., 1.1 rpg.; Le'Tania Severe, 5-9, Fr., G, 1.9 ppg., 1.8 ppg.; Amanda Barksdale, 6-3, So., C, 1.4 ppg., 2.2 rpg.; Imami Dunbar, 5-7, Sr., G., 1.4 ppg., 0.7 rpg.; Karen Swanson, 5-7, So., G, 1.2 ppg., 0.5 ppg.

2001-02 (20-10, 13-3 BIG EAST)

NCAA Tournament (Second Round)

Jacqueline Batteast — USBWA National Freshman of the Year, WBCA/Kodak All-America Team Finalist, BIG EAST Rookie of the Year, Second-Team All-BIG EAST, BIG EAST All-Rookie Team, BIG EAST Rookie of the Week (December 3, 10 & 17, January 7 & 28, February 11)

Teresa Borton — BIG EAST Academic All-Star Team

Katy Flecky — BIG EAST Rookie of the Week (February 25), BIG EAST Academic All-Star Team

Jeneka Joyce — BIG EAST Academic All-Star Team

Jill Krause — BIG EAST Academic All-Star Team

Alicia Ratay — Associated Press Honorable Mention All-American, First-Team All-BIG EAST, BIG EAST Player of the Week (February 18 & 25), Verizon Academic All-District V Second Team, BIG EAST Academic All-Star Team

Le'Tania Severe — BIG EAST Academic All-Star Team

Karen Swanson — BIG EAST Academic All-Star Team

Kelsey Wicks — BIG EAST Academic All-Star Team

F - Jacqueline Batteast, 6-2, Fr., 13.8 ppg, 7.8 rpg
 F - Ericka Haney, 6-0, Sr., 6.2 ppg, 4.5 rpg
 C - Amanda Barksdale, 6-3, Jr., 3.8 ppg, 3.8 rpg
 G - Alicia Ratay, 6-0, Jr., 15.4 ppg, 5.5 rpg
 G - Le'Tania Severe, 5-8, So., 6.6 ppg, 3.8 rpg
 Top Subs: Teresa Borton, 6-3, Fr., C, 6.0 ppg, 4.8 rpg; Katy Flecky, 6-2, Fr., F, 4.9 ppg, 3.3 rpg; Kelsey Wicks, 6-2, Fr., G, 4.7 ppg, 3.3 rpg; Allison Bustamante, 6-0, Fr., G, 4.6 ppg, 1.7 rpg; Jeneka Joyce, 5-9, So., G, 3.4 ppg, 1.5 rpg; Karen Swanson, 5-8, Jr., G, 1.0 ppg, 0.5 rpg; Jill Krause, 5-8, Fr., G, 0.4 ppg, 0.3 rpg.

2002-03 (21-11, 10-6 BIG EAST)

NCAA Tournament East Regional

Semifinalist

Jacqueline Batteast — Second-Team All-BIG EAST

Teresa Borton — BIG EAST Academic All-Star Team

Megan Duffy — BIG EAST Academic All-Star Team

Courtney LaVere — BIG EAST All-Rookie Team, BIG EAST Rookie of the Week (March 3)

Alicia Ratay — Aeropostale/BIG EAST Basketball Scholar-Athlete, Honorable Mention All-BIG EAST, BIG EAST Player of the Week (February 17), Verizon Academic All-District V Second Team, BIG EAST Academic All-Star Team

Le'Tania Severe — BIG EAST Academic All-Star Team

Karen Swanson — BIG EAST Academic All-Star Team

F - Jacqueline Batteast, 6-2, So., 13.9 ppg, 8.3 rpg
 F - Katy Flecky, 6-2, So., 7.0 ppg, 4.1 rpg
 C - Teresa Borton, 6-3, So., 8.0 ppg, 5.0 rpg
 G - Alicia Ratay, 6-0, Sr., 12.1 ppg, 4.9 rpg
 G - Le'Tania Severe, 5-8, Jr., 7.3 ppg, 3.8 rpg
 Top Subs: Courtney LaVere, 6-3, Fr., F, 12.4 ppg, 5.6 rpg; Megan Duffy, 5-7, Fr., G, 3.0 ppg, 2.3 rpg; Karen Swanson, 5-8, Sr., G, 0.5 ppg, 0.2 rpg; Jill Krause, 5-8, So., G, 0.4 ppg, 0.2 rpg.

2003-04 (21-11, 12-4 BIG EAST)

NCAA Tournament East Regional

Semifinalist

Jacqueline Batteast — Basketball Times Fifth-Team All-American, Associated Press Honorable Mention All-American, WBCA/Kodak All-America Team Finalist, First-Team All-BIG EAST, NCAA East Regional All-Tournament Team, WBCA Classic All-Tournament Team, BIG EAST Player of the Week (December 29), BIG EAST Academic All-Star Team

Teresa Borton — BIG EAST Academic All-Star Team

Megan Duffy — BIG EAST Most Improved Player, Honorable Mention All-BIG EAST, BIG EAST Player of the Week (December 8), BIG EAST Academic All-Star Team

Katy Flecky — BIG EAST Academic All-Star Team

Monique Hernandez — BIG EAST Academic All-Star Team

Jeneka Joyce — BIG EAST Academic All-Star Team

Susie Powers — BIG EAST Academic All-Star Team

Le'Tania Severe — WBCA Classic All-Tournament Team, BIG EAST Academic All-Star Team

Anne Weese — BIG EAST Academic All-Star Team

F - Jacqueline Batteast, 6-2, Jr., 16.0 ppg, 8.6 rpg
 F - Courtney LaVere, 6-3, So., 8.6 ppg, 4.5 rpg
 C - Teresa Borton, 6-3, Jr., 5.8 ppg, 4.0 rpg
 G - Megan Duffy, 5-7, So., 9.9 ppg, 3.9 rpg
 G - Le'Tania Severe, 5-8, Sr., 7.3 ppg, 4.0 rpg
 Top Subs: Jeneka Joyce, 5-9, Sr., G, 5.4 ppg, 1.2 rpg; Katy Flecky, 6-2, Jr., F, 3.6 ppg, 2.2 rpg; Crystal Erwin, 6-1, Fr., F, 3.3 ppg, 2.1 rpg; Monique Hernandez, 5-9, Sr., G, 2.9 ppg, 1.9 rpg.; Breona Gray, 5-7, Fr., G, 2.2 ppg., 1.6 rpg.; Anne Weese, 5-8, Sr., G, 0.7 ppg., 0.4 rpg.; Susie Powers, 5-10, Fr., G, 0.6 ppg., 0.9 rpg.



1977-78 (13-4)

Coach: Sharon Petro

Captains: Carol Lally, Marge Meagher

Home: 5-1, Away: 6-2, Neutral: 2-1

Dec. 3	Valparaiso	W	48-41	H
6	St. Joseph's (Ind.)	W	79-67	A
Jan. 18	Purdue-Calumet	W	50-46	A
24	IPFW	W	68-39	H
31	Grace	W	68-25	H
Feb. 3	Marquette	L	41-66	A
6	Saint Mary's (Ind.)	W	61-51	H
9	Manchester	W	74-49	A
11	Northern Illinois	L	58-65	H
13	Goshen	W	62-57	A
15	Indiana Tech	W	68-51	A
18	Marion	W	62-50	H
20	Saint Mary's (Ind.)	W	69-59	A
24	Huntington *	W	62-52	N
25	St. Francis (Ind.) *	W	61-45	N
Mar. 4	Vincennes #	L	69-73	N
5	St. Joseph's (Ind.) #	L	64-65	A

* - North District Tournament at Rensselaer, Ind.; # - IIAIW Tournament at Rensselaer, Ind.

1978-79 (16-6)

Coach: Sharon Petro

Captains: Molly Cashman, Carol Lally

Home: 5-0, Away: 5-5, Neutral: 6-1

Nov. 1	Clark	W	81-51	H
6	Illinois	L	60-81	A
Dec. 1	Valparaiso	W	57-43	A
9	Huntington *	W	74-66	A
9	Valparaiso *	W	66-52	N
11	Saint Mary's (Ind.)	W	71-54	H
Jan. 12	Northern Illinois #	W	62-60	A
12	Upper Iowa #	W	71-49	N
13	Chicago State #	W	78-55	N
20	Michigan	L	66-93	A
22	Valparaiso	W	57-43	H
24	IPFW	W	49-41	A
27	Saint Mary's (Ind.)	W	70-43	A
30	DePaul	L	53-82	A
Feb. 3	Marquette	W	60-57	H
10	Goshen	W	68-64	H
13	St. Joseph's (Ind.)	L	62-67	A
16	Marion	L	63-65	A
22	Valparaiso %	W	52-49	N
23	Saint Mary's (Ind.) %	W	61-49	N
24	Rensselaer (Ind.) %	W (ot)	70-69	N
Mar. 3	Franklin @	L	64-69	N

* - Huntington Tournament at Huntington, Ind.; # - Northern Illinois Tournament at DeKalb, Ill.; % - North District Tournament at Rensselaer, Ind. (St. Joseph's); @ - IIAIW Tournament at Terre Haute, Ind.



Members of the 1978-79 team included Maggie Lally (#10), Cynthia Battel (#31), Janet Schlaff (#25), Renee Antolik (#15), Molly Cashman (#12) and Carola Cummings (#14).

1979-80 (20-10)

Coach: Sharon Petro

Captains: Molly Cashman, Jane Politiski

Home: 5-4, Away: 6-3, Neutral: 9-3

Nov. 30	Marion *	W	68-60	N
Dec. 1	Cedarville *	W	73-60	N
4	Saint Mary's (Ind.)	W	81-45	A
8	Michigan	L (ot)	60-66	H
Jan. 11	SIU-Edwardsville #	W	65-51	N
11	Chicago State #	W	68-61	N
12	Northeast Missouri State #	L	43-77	N
14	South Dakota	L	61-76	A
16	St. Joseph's (Ind.)	W	72-64	H
18	St. Ambrose	W	54-52	H
20	Saint Louis	L	49-65	H
22	Valparaiso	W	65-55	A
24	Chicago	W	70-61	A
26	Mount St. Joseph	W	78-76	H
30	Saint Mary's (Ind.)	W	73-56	H
Feb. 2	Marquette	L	46-67	H
7	Purdue-Calumet	W	79-38	H
9	Goshen	W	52-49	A
12	Huntington	W	70-64	A
15	Marion	L	61-62	H
19	Illinois-Chicago	L	59-71	A
23	Grace %	W	61-45	N
23	Goshen %	W	61-54	N
29	Huntington @	W	52-46	N
Mar. 1	Goshen @	W	80-66	N
6	Greenville !	W	55-51	N
7	Adrian !	L	59-73	N
8	Spring Arbor !	L	56-61	N
12	Pacific Lutheran \$	W	57-48	A
15	Wisconsin-La Crosse \$	L	57-80	A

* - Taylor Invitational at Upland, Ind.; # - Huskie Invitational at DeKalb, Ill.; % - North District Tournament at Angola, Ind.; @ - Indiana Division III State Tournament at Notre Dame, Ind. (Saint Mary's); ! - AIAW Midwest Regional at Upland, Ind.; \$ - AIAW National Tournament

1980-81 (10-18)

Coach: Mary DiStanislaio

Captain: Maggie Lally

Home: 6-7, Away: 1-6, Neutral: 3-5

Nov. 22	South Dakota	L	60-67	H
Dec. 1	Butler	L	51-60	H
6	Concordia	W	82-51	H
8	Saint Mary's (Ind.)	W	71-52	H
11	St. Francis (Ill.)	L	54-57	H
19	Iona *	W	69-65	N
20	Delaware *	L	56-70	N
Jan. 4	Davidson #	W	85-37	N
6	Villanova	L	57-70	A
10	Marquette	L	55-62	A
14	Taylor	W	77-71	H
17	Miami (Ohio)	L	53-93	H
18	Illinois-Chicago	L	61-78	H
22	Valparaiso	W	57-48	H
28	Saint Mary's (Ind.)	W	59-44	A
31	South Carolina (15)	L	48-124	H
Feb. 5	Goshen	W	86-44	H
7	St. Ambrose	W	56-49	H
11	Ball State	L	61-79	A
17	St. Joseph's (Ind.)	L	64-84	A
20	Michigan	L	65-96	A
22	Virginia (17)	L	40-68	N
26	Michigan State	L	45-76	A
28	Illinois	L	53-88	H
Mar. 6	Ball State @	L	69-76	N
20	Alaska-Anchorage !	W	59-58	N
21	San Diego State !	L	34-71	N
22	Hawaii !	L	55-61	N

* - Penn Holiday Tournament at Philadelphia, Pa.; # - game played at Charlotte, N.C.; @ - AIAW State Tournament at Bloomington, Ind.; ! - Northern Lights Tournament at Anchorage, Alaska





Shari Matvey became the first player in Notre Dame history to score 1,000 career points, reaching that milestone with 11 points in a win over Missouri on Jan. 2, 1982.

1981-82 (16-9)

Coach: Mary DiStanislaio

Captain: Missy Conboy

Home: 9-4, Away: 4-4, Neutral: 3-1

Dec. 2	St. Joseph's (Ind.)	W	78-44	H
5	UCLA (8)	L	45-50	H
8	Saint Mary's (Ind.)	W	92-29	H
10	Butler	L	58-67	A
12	Northern Illinois	W	67-52	H
18	Pennsylvania *	W	62-47	A
19	Mount St. Mary's *	L	44-57	N
Jan. 2	Missouri	W	60-53	N
9	Creighton %	W	69-48	N
10	Marquette %	W	50-36	N
13	St. Francis (Ill.)	W	61-57	A
17	Southern Methodist	W	76-70	H
21	Valparaiso	W	84-27	A
24	Michigan	W	71-48	H
28	Ball State	W	60-57	H
30	Marquette	W	60-43	H
Feb. 5	Mount St. Joseph	W	70-54	A
6	Miami (Ohio)	L	61-65	A
10	Taylor	W	79-41	H
13	Cincinnati	W	67-58	H
16	Illinois	L	53-83	A
20	South Carolina (15)	L	54-76	A
25	Nebraska	L (2ot)	88-98	H
27	DePaul	L	55-60	H
Mar. 6	Michigan State	L	59-68	H

* - Penn Holiday Classic at Philadelphia, Pa.; % - Dial Classic at Minneapolis, Minn.

1982-83 (20-7)

Coach: Mary DiStanislaio

Captains: Debbi Hensley, Theresa Mullins

Home: 11-2, Away: 9-3, Neutral: 0-2

Nov. 26	UCLA *	L	54-82	N
27	Rutgers (14) *	L	74-81	N
Dec. 2	Butler	W	80-73	H
4	St. Francis (Ill.)	W	86-42	H
8	Western Michigan	W	68-82	A
10	Miami (Ohio)	W	64-59	H
12	Michigan	W	62-58	A
15	Eastern Michigan	W	75-58	H
30	East Carolina	W	52-50	H
Jan. 3	Villanova	W	72-68	A
6	Georgetown	W	78-68	A
8	Maryland (3)	L	62-84	A
13	Augustana	W	87-66	H
16	Alabama	L	56-71	H
21	Detroit	W	78-61	H
23	Illinois-Chicago	W	88-61	A
27	Arizona State (14)	L	57-82	A
30	UCLA (16)	L	53-84	A
Feb. 4	Loyola (Ill.)	W	80-61	H
6	Iowa State	W	69-58	H
11	Louisiana Tech	L	39-81	H
18	Bradley	W	68-57	A
19	Illinois State	W	48-47	A
25	Marquette	W	74-50	A
27	DePaul	W	52-50	A
Mar. 6	Dayton	W (ot)	68-64	H
9	Indiana	W (ot)	63-61	H

* - Orange Crush Classic at Chicago, Ill.

1983-84 (14-14, 6-4 North Star)

Coach: Mary DiStanislaio

Captains: Theresa Mullins, Mary Beth Schueth

Home: 9-5, Away: 5-8, Neutral: 0-1

Nov. 22	Marquette	W	96-63	H
25	Tennessee *	L	56-71	H
26	Maryland (8) *	L	57-75	H
Dec. 3	UCLA	W	70-61	H
7	Northwestern	L	74-78	A
9	Michigan	W	66-50	H
14	Western Michigan	W	75-54	H
21	Central Michigan	L	69-72	H
29	Old Dominion (10) #	L	57-71	N
30	Boston College #	L	55-59	A
Jan. 5	East Carolina	W	66-50	A
7	Xavier	W	85-68	A
12	Louisiana Tech (1)	L	56-83	A
15	Southern Methodist	L	63-64	A
18	Loyola (Ill.)	L	56-59	H
21	DePaul	L	46-62	A
27	Evansville	W	77-56	H
30	DePaul	W	78-62	H
Feb. 3	Michigan State	L	72-73	A
8	Illinois State	L	59-61	H
11	Villanova	W	85-79	H
14	Detroit	W	72-67	H
18	Detroit	L	80-85	A
25	Xavier	W	91-77	H
27	Illinois-Chicago	W	77-58	A
Mar. 3	Dayton	W	63-57	A
8	Loyola (Ill.)	L	53-64	A
10	Evansville	W	80-68	A

* - Notre Dame Thanksgiving Classic at Notre Dame, Ind.; # - Nike Christmas Classic at Chestnut Hill, Mass.

1984-85 (20-8, 13-1 North Star)

Coach: Mary DiStanislaio

Captains: Laura Dougherty, Mary Beth Schueth

Home: 11-1, Away: 9-6, Neutral: 0-1

Dec. 2	Michigan	L	64-75	A
Nov. 24	Tennessee (14)	L	57-62	A
26	Purdue	L	59-62	H
30	Eastern Michigan	W	70-59	A
Dec. 2	Michigan	L	64-75	A
5	Western Michigan	W	76-46	H
8	Georgetown	W	72-49	H
12	Northern Illinois	W	71-60	A
20	Michigan State	W	71-59	H
30	UCLA	L	51-78	A
Jan. 2	USC	L	53-69	N
6	LaSalle	L	66-71	A
9	Maryland	W	49-40	A
14	Illinois-Chicago	W	70-49	H
19	Detroit	W	76-62	A
27	DePaul	L	64-72	A
30	Butler	W	79-40	A
Feb. 1	Evansville	W	74-53	H
5	Dayton	W	81-66	A
9	Xavier	W	107-61	H
13	Alabama	L	62-67	A
17	Detroit	W	66-53	H
20	Loyola (Ill.)	W	84-59	H
24	DePaul	W	68-57	H
26	Loyola (Ill.)	W	64-63	A
28	Butler	W	99-36	H
Mar. 3	Evansville	W	72-70	A
6	Dayton	W	72-57	H
9	Xavier	W	78-50	A





Sandy Botham was a first-team all-North Star Conference selection as a sophomore in 1985-86 after ranking sixth in the nation with a .639 field goal percentage.



Annie Schwartz averaged 9.1 points and 4.7 rebounds per game as a freshman in 1986-87. She made 19 starts in the 27 games she played.



Dondra Toney was one of three Irish players who scored in double figures during the 1987-88 season, as she averaged 10.1 points per game.

1985-86 (23-8, 13-1 North Star)

Coach: Mary DiStanislao

Captains: Lynn Ebben, Trena Keys

Home: 9-4, Away: 11-2, Neutral: 3-2

Nov. 30	Purdue	L	54-71	A
Dec. 2	Western Michigan	W	94-65	A
5	Michigan	W	76-71	H
9	Tennessee (11)	L	63-71	H
13	Marquette	W	90-46	A
15	Northern Illinois	W	88-65	H
21	UCLA	L	67-73	H
Jan. 3	James Madison *	L	51-53	N
4	Southwest Texas State *	W	68-43	N
5	Miami *	W	59-53	A
9	Rutgers (18)	L	61-69	A
13	Marquette	W	75-42	H
17	Detroit	W	72-58	H
19	Boston University	L	72-74	H
23	Loyola (Ill.)	W	75-54	H
26	DePaul	W	55-53	H
29	Butler	W	91-40	A
Feb. 2	Evansville	W	76-55	A
5	Dayton	L	58-61	H
8	Xavier	W	104-57	H
10	Illinois-Chicago	W	67-42	A
15	Detroit	W	67-56	A
21	Loyola (Ill.)	W	79-67	A
23	DePaul	W	73-58	A
26	Butler	W	77-48	H
28	Evansville	W	73-57	H
Mar. 6	Xavier	W	76-43	A
8	Dayton	W	66-62	A
20	U.S. International #	W	86-61	N
21	Idaho #	L (ot)	65-67	N
22	Duke #	W	74-67	N

* - Burger King Classic at Coral Gables, Fla.; # - NWIT at Amarillo, Texas

1986-87 (12-15, 4-2 North Star)

Coach: Mary DiStanislao

Captains: Game Captains

Home: 7-6, Away: 5-6, Neutral: 0-3

Nov. 29	Rutgers (6)	L	50-71	H
Dec. 5	Texas (1) *	L	59-84	A
6	Colorado *	L	53-76	N
9	Indiana	L	71-80	H
13	Loyola (Ill.)	W	65-62	H
20	St. Ambrose	W	66-50	H
30	Oklahoma #	L	54-57	N
31	Montana #	L	48-50	N
Jan. 3	Loyola Marymount	W	78-40	A
5	UCLA	L (ot)	65-67	A
10	Maryland (20)	L	48-69	H
13	Northern Illinois	L	71-81	A
18	DePaul	L	68-80	H
20	Cleveland State	W	85-68	H
24	Saint Joseph's (Pa.)	L	57-71	A
28	Dayton	L	54-55	H
31	Marquette	W	95-60	H
Feb. 3	Western Michigan	W	65-58	H
7	Miami	L	61-62	H
11	Detroit	L	86-94	A
14	Tennessee (7)	L	55-90	A
18	Illinois-Chicago	W	90-53	H
21	DePaul	W	53-44	A
24	Northern Illinois	W	82-66	H
28	Marquette	W	77-53	A
Mar. 1	Wisconsin	W	80-70	A
7	Dayton	W	59-48	A

* - Texas Classic at Austin, Texas; # - Seattle Times Classic at Seattle, Wash.

1987-88 (20-8, 7-3 North Star)

Coach: Muffet McGraw

Captains: Kathy Baron, Sandy Botham,

Mary Gavin

Home: 9-2, Away: 9-6, Neutral: 2-0

Nov. 28	Loyola (Ill.)	W	67-61	A
30	Northwestern	W	69-49	H
Dec. 4	Wisconsin-Green Bay *	L	65-69	A
5	BYU *	W	81-69	N
9	Oakland	W	100-51	H
12	St. Ambrose	W	86-73	H
19	Valparaiso	W	93-60	H
21	Indiana	L	59-62	A
28	Fairfield #	W	75-62	N
29	Villanova #	L	55-56	A
Jan. 4	Virginia (7)	L	59-79	A
7	Miami (Fla.)	W	83-68	A
14	Northern Illinois	W	89-66	H
16	Syracuse	W	81-64	H
20	DePaul	L	77-80	A
24	Michigan State	W	57-55	A
26	Marquette	W	88-51	H
Feb. 3	Tennessee (4)	L	71-91	H
6	Duke (17)	W	78-66	A
11	Detroit	W	79-51	H
13	Dayton	W	60-58	H
17	Cleveland State	W	87-69	A
20	Marquette	W	79-69	A
25	Valparaiso	W	91-56	A
28	DePaul	L	68-69	H
Mar. 2	Illinois-Chicago	W	79-50	A
9	Northern Illinois	L	74-95	A
12	Dayton	W	77-64	A

* - Phoenix Classic at Green Bay, Wis.; # - Wildcat Tournament at Villanova, Pa.





Heidi Bunek, a captain for the Irish in 1988-89, finished her career with a sparkling .604 field goal percentage, averaging 14.5 points per game and tallying 1,202 points, 14th-best in school history.



Current Notre Dame assistant coach Coquese Washington started 15 times as a freshman point guard for the Irish in 1989-90, averaging 6.8 points and 3.9 assists per game.



Margaret Nowlin averaged 11 points and 7.6 rebounds per game in 1990-91, helping Notre Dame win the third of four consecutive Midwestern Collegiate Conference titles.

1988-89 (21-11, 12-2 MCC)

Coach: Muffet McGraw

Captains: Heidi Bunek, Lisa Kuhns

Home: 10-1, Away: 6-6, Neutral: 5-4

Nov. 29	Northwestern	W	75-63	A
Dec. 2	Georgetown *	L	60-70	N
3	Arizona *	W (ot)	85-81	N
7	Marquette	W	70-66	H
19	Toledo	W	77-70	H
29	James Madison #	L	49-65	N
30	Youngstown State #	W	61-50	N
Jan. 3	Indiana	W	56-49	H
8	Vanderbilt	L	64-86	A
10	Old Dominion	L	65-82	H
12	Evansville	W	75-65	A
14	Saint Louis	W	79-54	A
19	Detroit	W	76-67	H
21	Butler	W	61-40	A
24	DePaul	L	62-83	A
26	Xavier	W	66-52	H
28	Dayton	W	72-57	H
Feb. 2	Detroit	W	71-57	A
4	Syracuse	L	56-63	A
9	Evansville	W	71-55	H
11	Saint Louis	W	78-34	H
18	Loyola (Ill.)	L	77-108	A
20	Tennessee (2/2)	L	43-98	A
23	Dayton	L	55-67	A
25	Xavier	W	69-56	A
Mar. 2	Loyola (Ill.)	W	77-57	H
5	Butler	W	88-65	H
10	Evansville %	W	75-66	N
11	Loyola (Ill.) %	W	75-53	N
23	Toledo @	L	62-85	N
24	DePaul @	L	69-77	N
25	Richmond @	W	51-46	N

* - Investors Women's Classic at Richmond, Va.; # - Saint Joseph's (Pa.) Invitational at Philadelphia, Pa.; % - MCC Tournament at Dayton, Ohio; @ - NWIT at Amarillo, Texas

1989-90 (23-6, 16-0 MCC)

Coach: Muffet McGraw

Captains: Lisa Kuhns, Karen Robinson

Home: 10-3, Away: 11-3, Neutral: 2-0

Nov. 24	Liberty *	W	113-35	N
25	Central Florida *	W	81-61	A
Dec. 3	Tennessee (1/1)	L	54-77	H
6	Indiana	W	75-67	A
9	Marquette	W	87-67	A
13	Michigan State	L	48-64	H
22	UCLA	W	61-60	H
29	Temple	L	61-70	A
Jan. 4	Vanderbilt (20/24)	W	77-63	H
6	Toledo	L	69-70	A
9	Butler	W	74-59	H
12	Old Dominion (21/23)	L	61-62	A
16	Loyola (Ill.)	W	85-72	H
18	Marquette	W	81-64	H
23	Dayton	W	85-60	A
25	Xavier	W	92-59	A
27	DePaul	L	64-71	H
29	Evansville	W	79-45	H
Feb. 1	Saint Louis	W	84-50	H
3	Evansville	W	70-58	A
6	Loyola (Ill.)	W	75-63	A
13	Butler	W	59-46	A
15	Detroit	W	99-58	H
20	Saint Louis	W	78-48	A
26	Xavier	W	85-61	H
Mar. 1	Dayton	W	76-47	H
6	Detroit	W	86-72	A
9	Dayton #	W	67-59	A
10	Butler #	W	67-66	N

* - Rotary Classic at Orlando, Fla.; # - MCC Tournament at Dayton, Ohio

1990-91 (23-9, 15-1 MCC)

Coach: Muffet McGraw

Captains: Krissi Davis, Sara Liebscher,

Karen Robinson

Home: 11-2, Away: 10-4, Neutral: 2-3

Nov. 26	Evansville	W	83-65	H
30	UCLA	L	75-89	A
Dec. 2	Stanford (6/6)	L	67-97	A
6	Indiana	L	76-79	H
8	Syracuse	W	71-66	H
13	Texas Christian	W	78-67	H
21	Marquette	W	109-56	H
28	Louisiana Tech (11/11) *	W	71-66	N
29	Saint Joseph's (Pa.) *	W	72-53	A
Jan. 3	(25) Detroit	W	87-53	H
7	(24) Butler	W	80-64	A
11	(24/25) DePaul	W	81-66	A
15	(22/22) Loyola (Ill.)	W	66-55	A
19	(22/22) Marquette	W	91-73	A
21	(20/22) Dayton	W	79-49	H
29	(19/18) Xavier	W	74-50	H
31	(19/18) Saint Louis	W	97-48	A
Feb. 2	(19/18) Evansville	W	73-56	A
5	(20/19) Loyola (Ill.)	W	81-61	H
9	(20/19) Tennessee (5/5)	L	71-88	A
12	(20/20) Butler	W	94-62	H
14	(20/20) Detroit	W	87-62	A
17	(20/20) Miami (Ohio)	L	65-69	H
19	(22/22) Saint Louis	W	87-47	H
23	(22/22) Old Dominion	W	70-58	H
28	(22/22) Dayton	L	76-79	A
Mar. 2	(22/23) Xavier	W	69-53	A
8	Dayton #	W	81-61	A
9	Butler #	W	62-52	N
21	Santa Clara %	L	65-81	N
22	Louisville %	L	75-80	N
23	Northern Illinois %	L	82-84	N

* - Texaco-Hawk Classic at Philadelphia, Pa.; # - MCC Tournament at Dayton, Ohio; % - NWIT at Amarillo, Texas



1991-92 (14-17, 8-4 MCC)

Coach: Muffet McGraw

Captains: Margaret Nowlin, Coquese Washington
Home: 7-7, Away: 5-10, Neutral: 2-0

Nov. 22	Penn State (3/3)	L	70-86	H
24	Stanford (5/7)	L	76-88	H
27	Marquette	W	83-68	H
Dec. 1	Purdue (11/10)	L	66-80	A
8	Georgia (NR/24)	L (ot)	86-90	A
13	Michigan	L	75-86	A
21	Loyola (Md.)	W	84-49	H
28	Temple	L	69-80	A
31	Syracuse	W	81-60	A
Jan. 5	LaSalle	L	65-86	H
7	Xavier	L	66-69	H
9	Dayton	W (2ot)	76-70	H
12	Tennessee (2/3)	L	82-85	H
15	Louisville	L	53-64	H
23	Butler	L	63-77	A
29	Detroit	W	86-70	A
Feb. 1	Loyola (Ill.)	W	78-66	H
6	Xavier	L	86-104	A
8	Dayton	L	62-63	A
11	DePaul	L	49-62	H
13	Evansville	W	78-62	H
20	Detroit	W	66-58	H
22	Butler	W	79-70	H
24	Evansville	W	79-65	A
27	Loyola (Ill.)	W	73-66	A
Mar. 2	LSU	L	62-72	A
7	Old Dominion	L	76-85	A
12	Dayton *	W	74-55	N
13	Detroit *	W	85-44	N
14	Xavier *	W	59-54	A
18	UCLA #	L	71-92	A

* - MCC Tournament at Cincinnati, Ohio; # - NCAA Tournament (First Round) at Westwood, Calif.

1992-93 (15-12, 11-5 MCC)

Coach: Muffet McGraw

Captains: Kara Leary, Coquese Washington
Home: 8-5, Away: 7-7, Neutral: 0-0

Dec. 1	Marquette	L	62-66	A
4	Purdue (17)	L	41-74	H
9	Illinois-Chicago	W	76-71	A
12	Michigan	W	62-54	H
19	Loyola (Md.)	W	55-48	A
21	Georgia (20/20)	L	75-81	H
30	Georgetown	W (ot)	78-72	H
Jan. 2	LaSalle	L	63-69	A
4	Tennessee (1/2)	L	48-79	A
7	Dayton	W	72-60	A
9	Xavier	W	64-56	A
14	Detroit	W	80-55	H
19	Penn State (7/21)	L	66-87	A
25	DePaul (21)	L	55-71	A
28	Evansville	L	69-73	A
30	Butler	L	70-82	A
Feb. 4	LaSalle	W	61-58	H
6	Duquesne	W	95-67	H
11	Xavier	L	68-70	H
13	Dayton	W	92-80	H
16	Loyola (Ill.)	W	76-50	H
18	Loyola (Ill.)	W	74-60	A
20	Detroit	W	68-55	A
Mar. 1	Duquesne	W	91-63	A
4	Butler	L	69-80	H
6	Evansville	W	74-62	H
8	Dayton *	L	74-78	H

* - MCC Tournament at Notre Dame, Ind.



Letitia Bowen appeared in eight NCAA Tournaments at Notre Dame – two as a player (1992 and 1994) and six as a member of the Irish coaching staff (1997-01, '03).



Sara Liebscher served as a tri-captain on the 1990-91 Notre Dame squad that earned its first-ever Top 25 ranking. The Irish peaked at No. 19 that season and earned a trip to the NWIT.

1993-94 (22-7, 10-2 MCC)

Coach: Muffet McGraw

Captains: Letitia Bowen, Kara Leary
Home: 9-5, Away: 10-2, Neutral: 3-0

Nov. 27	Illinois-Chicago	W	93-50	H
Dec. 1	Marquette	W	90-76	H
4	Wisconsin *	W	77-55	N
5	Brown *	W	58-54	A
8	Purdue (22/22)	L	59-66	A
11	Seton Hall	L	55-62	H
19	LSU	W	82-80	H
21	Temple	W	83-51	H
30	Georgetown	W	83-62	A
Jan. 2	Old Dominion	L	67-76	A
4	Dayton	W	63-55	A
7	Tennessee (1/1)	L	70-105	H
11	DePaul	W	77-63	H
15	LaSalle	W	92-73	A
20	Evansville	W	93-48	H
22	Butler	L	62-65	H
27	Xavier	W	72-58	H
29	Detroit	W	80-67	H
Feb. 5	Loyola (Ill.)	W	81-67	A
10	Butler	W	82-80	A
12	Evansville	W	89-62	A
17	LaSalle	L	75-85	H
21	Louisville	W	69-54	A
24	Detroit	W	87-76	A
26	Xavier	W	72-67	A
Mar. 3	Loyola (Ill.)	W	84-75	H
6	LaSalle #	W	79-55	N
8	Xavier #	W	72-63	N
16	Minnesota %	L	76-81	H

* - Brown PowerBar Tournament at Providence, R.I.; # - MCC Tournament at Indianapolis, Ind.; % - NCAA Tournament (First Round) at Notre Dame, Ind.





Carey Poor, a two-time co-captain, was Notre Dame's third-leading scorer (8.5 ppg.) and second-leading rebounder (6.0 rpg.) during her senior season in 1995-96.

1995-96 (23-8, 15-3 BIG EAST)

Coach: Muffet McGraw

Captains: Beth Morgan, Carey Poor

Home: 11-1, Away: 8-5, Neutral: 4-2

Nov. 24	Indiana	W	82-73	A
26	Bowling Green	W	92-67	H
28	Rutgers	W	66-54	H
Dec. 1	Penn State (12/13) *	L	77-86	N
2	Washington *	W	80-67	N
3	Texas A&M (NR/22) *	L (ot)	84-88	N
8	Marquette	W	84-62	H
17	Valparaiso	W	90-44	H
21	Michigan State	L (ot)	83-87	A
Jan. 2	Seton Hall	W (ot)	88-79	A
4	St. John's	W	74-48	A
6	Boston College	W	80-51	H
10	Syracuse	W	91-52	H
14	Providence	W	90-80	A
18	Connecticut (3/3)	L	64-87	H
21	Georgetown	W	92-61	H
24	St. John's	W	66-53	H
27	Miami (Fla.)	W	67-50	A
Feb. 3	Rutgers	L	62-73	A
7	(24) Pittsburgh	W	90-51	H
10	(24) Georgetown	W	81-63	A
14	(25) Villanova	W	72-56	H
17	(25) Pittsburgh	W	89-51	A
20	(23/24) Miami (Fla.)	W	86-70	H
24	(23/24) Connecticut (3/4)	L	79-86	A
26	(23/24) West Virginia	W	73-55	A
Mar. 3	(23/24) Syracuse !	W	70-55	N
4	(22/23) Seton Hall !	W	69-58	N
5	(22/23) Connecticut (2/3) !	L	54-71	A
15	(21/23) Purdue (15/16) #	W	73-60	N
17	(21/23) Texas Tech (9/9) #	L	67-82	A

* - Kona Women's Basketball Classic at Kona, Hawaii;
! - BIG EAST Tournament at Storrs, Conn.; # - NCAA
Tournament (First and Second Rounds) at Lubbock, Texas

1996-97 (31-7, 17-1 BIG EAST)

Coach: Muffet McGraw

Captains: Jeannine Augustin, Beth Morgan,

Mollie Peirick

Home: 11-1, Away: 13-4, Neutral: 7-2

Nov. 15	(20/25) Kent State !	W	66-41	H
17	(20/25) Iowa (6/6) @	W	61-50	A
19	(14/17) Tennessee (3/2) #	L	59-72	N
20	(14/7) N.C. State (8/12) \$	W	64-53	N
23	(14/17) Bowling Green	W	85-70	A
29	(9/12) Ohio %	W	95-85	N
30	(9/12) Georgia Tech %	W	76-69	A
Dec. 5	(7/14) Purdue	L	58-73	A
7	(7/14) Providence	W	91-75	H
9	(10/17) Wisconsin (19/13)	L	69-81	H
11	(10/17) Indiana	W	71-63	H
21	(16/19) Valparaiso	W	75-56	A
Jan. 2	(17/22) Seton Hall	W	87-47	A
4	(17/22) Ohio State	L	67-74	A
7	(21/24) Boston College	W	61-57	A
9	(21/24) West Virginia	W	103-58	H
12	(21/24) Villanova	W	77-54	A
15	(21/24) Syracuse	W	72-45	A
18	(21/24) Pittsburgh	W	65-49	H
21	(19/22) Rutgers	W	76-61	H
25	(19/22) Georgetown	W	67-63	H
29	(19/22) Miami (Fla.)	W	72-71	A
Feb. 2	(19/22) St. John's	W	75-47	A
6	(15/21) Syracuse	W	90-73	H
9	(15/21) Connecticut (1/1)	L	49-72	A
12	(17/18) Boston College	W	91-64	H
16	(17/18) Providence	W	97-74	A
19	(16/17) Villanova	W	68-51	H
22	(16/17) Seton Hall	W	75-61	H
25	(14/15) West Virginia	W	80-67	A
Mar. 2	(14/15) Rutgers ^	W	86-58	N
3	(13/15) Georgetown ^	W	84-43	N
4	(13/15) Connecticut (1/1) ^	L	77-86	A
15	(15/14) Memphis &	W	93-62	N
17	(15/14) Texas (14/13) &	W	86-83	A
22	(15/14) Alabama (8/7) *	W	87-71	N
24	(15/14) George Washington (22/16) *	W	62-52	N
28	(15/14) Tennessee (10/11) **	L	66-80	N

! - Preseason WNIT (First Round) at Notre Dame, Ind.; @ - Preseason WNIT (Second Round) at Iowa City, Iowa; # - Preseason WNIT at Ruston, La. (Semifinal); \$ - Preseason WNIT at Ruston, La. (Consolation); % - Comfort Inn Downtown Classic at Atlanta, Ga.; ^ - BIG EAST Tournament at Storrs, Conn.; & - NCAA Tournament (First and Second Rounds) at Austin, Texas; * - NCAA Tournament (Regional Semifinal and Final) at Columbia, S.C.; ** - NCAA Tournament (National Semifinal) at Cincinnati, Ohio

1994-95 (21-10, 15-1 MCC)

Coach: Muffet McGraw

Captains: Letitia Bowen, Carey Poor

Home: 9-2, Away: 9-4, Neutral: 3-4

Dec. 2	UC Irvine *	W	72-71	A
Nov. 26	Seton Hall (25/25)	L (ot)	60-65	A
30	Purdue (13/11)	L	83-87	H
Dec. 2	UC Irvine *	W	72-71	A
3	Alabama (6/6) *	L	87-105	N
7	Michigan State	L	73-75	H
27	Colorado (9/9) #	L	70-91	N
28	Miami (Ohio) #	L	76-79	N
Jan. 2	Dayton	W	80-63	H
5	Xavier	W	72-63	A
7	Wright State	W	76-41	A
9	Cleveland State	W	90-66	H
14	Detroit	W	67-65	A
16	DePaul	L	87-96	A
19	Wright State	W	67-48	H
21	LaSalle	W	87-65	H
25	Wisconsin-Green Bay	W	67-56	A
28	Wisconsin-Milwaukee	W	98-50	H
Feb. 1	Marquette	W	87-66	A
4	Loyola (Ill.)	W	92-76	A
10	Butler	W	68-56	H
12	Illinois-Chicago	W	73-57	H
16	Cleveland State	W (ot)	83-79	A
18	LaSalle	L	68-84	A
23	Northern Illinois	W	58-51	A
25	Detroit	W	83-62	H
Mar. 1	Xavier	W	86-73	H
9	Xavier %	W	83-52	N
10	Northern Illinois %	L	64-87	A
23	Pacific @	W	88-74	N
24	Northwestern State @	L	93-103	N
25	Massachusetts @	W	90-72	N

* - UCI/Newport Beach Marriott Classic at Irvine, Calif.;
- Seattle Times Husky Classic at Seattle, Wash.; % - MCC
Tournament at DeKalb, Ill.; @ - NWIT at Amarillo, Texas



Mollie Peirick was a four-year starter in head coach Muffet McGraw's backcourt. The St. Louis, Mo., native starred for the Irish from 1994-98.



1997-98 (22-10, 12-6 BIG EAST)

Coach: Muffet McGraw

Captains: Sheila McMillen, Mollie Peirick

Home: 12-1, Away: 7-7, Neutral: 3-2

Dec. 3	Rutgers	L	67-80	A
Nov. 18	Butler	W	71-65	H
22	Duke (19/19)	L	62-80	A
28	UC Santa Barbara	W	86-75	A
30	UCLA	W (2ot)	93-91	A
Dec. 3	Rutgers	L	67-80	A
6	Connecticut (3/2)	L	59-78	H
8	Wisconsin (17/19)	L	77-89	A
10	Purdue	W	77-71	H
13	South Florida	W	73-50	H
28	San Francisco	W	62-47	H
31	Pittsburgh	W	66-46	A
Jan. 6	Georgetown	W	69-44	A
8	Miami (Fla.)	W	75-47	H
10	St. John's	W	77-57	A
14	West Virginia	W	86-78	H
17	Boston College	L	76-78	A
21	Syracuse	W	87-69	A
24	Providence	W	109-60	H
28	Villanova	L	54-70	A
31	Seton Hall	W	91-35	H
Feb. 3	Miami (Fla.)	L	76-77	A
12	St. John's	W	76-44	H
15	Pittsburgh	W	75-60	H
18	Georgetown	W	80-54	H
21	Connecticut (2/2)	L	61-73	A
24	Rutgers	W	71-64	H
28	St. John's ^	W	94-57	N
Mar. 1	Villanova ^	W	56-48	N
2	Connecticut (2/3) ^	L	53-73	N
13	Southwest Missouri State & W	W	78-64	N
15	Texas Tech (6/5) &	W	74-59	A
21	Purdue (21/22) *	L	65-70	N

^ - BIG EAST Tournament at Piscataway, N.J.; & - NCAA Tournament (First and Second Rounds) at Lubbock, Texas; * - NCAA Tournament (Regional Semifinal) at Lubbock, Texas

1998-99 (26-5, 15-3 BIG EAST)

Coach: Muffet McGraw

Captain: Sheila McMillen

Home: 12-1, Away: 12-3, Neutral: 2-1

Nov. 14	(17/19) UCLA (6/6)	W	99-82	H
18	(11/19) Butler	W	71-60	A
21	(11/19) Duke (6/4)	W	84-57	H
24	(7/10) Illinois (25/23)	W	101-93	H
28	(7/10) San Francisco	W	74-43	A
Dec. 2	(6/9) Toledo	W	82-64	H
8	(6/6) Connecticut (1/1)	L	81-106	H
12	(6/6) Villanova	W	63-62	H
19	(6/7) South Florida	W	83-63	A
21	(7/7) Michigan State	W	75-64	A
30	(7/7) Boston College	L	65-78	A
Jan. 2	(7/7) Georgetown	W	93-61	A
7	(9/9) West Virginia	W	111-90	H
10	(9/9) Providence	W	79-56	H
16	(9/9) Pittsburgh	W	81-72	A
20	(9/9) Seton Hall	W	87-47	A
23	(9/9) St. John's	W	99-60	H
26	(9/9) Syracuse	W	94-61	A
30	(7/7) Providence	W	97-59	A
Feb. 3	(6/7) Boston College (20/22)	W	74-59	H
6	(6/7) Seton Hall	W	77-49	H
10	(6/6) Villanova	W	74-52	A
13	(6/6) Rutgers (9/12)	L	57-77	A
17	(9/9) Syracuse	W	82-60	H
20	(9/9) West Virginia	W	89-54	A
23	(10/10) Miami (Fla.)	W	89-62	H
28	(10/10) Villanova ^	W	83-53	N
Mar. 1	(10/10) Rutgers (7/8) ^	W	68-61	A
2	(8/9) Connecticut (6/5) ^	L	75-96	N
13	(8/9) Saint Mary's (Calif.) &	W	61-57	N
15	(8/9) LSU (21/21) &	L	64-74	A

^ - BIG EAST Tournament at Piscataway, N.J.; & - NCAA Tournament (First and Second Rounds) at Baton Rouge, La.



Jeannine Augustin started 37 out of a possible 38 games during Notre Dame's first Final Four season in 1996-97.

1999-00 (27-5, 15-1 BIG EAST)

Coach: Muffet McGraw

Captains: Julie Henderson, Niele Ivey

Home: 15-0, Away: 9-3, Neutral: 3-2

Nov. 20	(7/9) Toledo	W	68-52	A
27	(6/6) Illinois (15/15)	L	67-77	A
Dec. 1	(11/8) Butler	W	77-57	H
4	(11/8) North Carolina (9/12) #	W	99-86	N
5	(11/8) Liberty #	W	85-68	N
8	(7/6) Purdue (18/16)	L	61-71	A
11	(7/6) Michigan State	W	84-54	H
19	(11/7) Florida International	W	68-82	A
27	(12/8) USC	W	74-59	H
29	(10/8) Valparaiso	W	88-65	H
Jan. 2	(10/8) Marquette	W	75-60	H
5	(8/6) West Virginia	W	75-54	H
8	(8/6) Georgetown	W	82-60	A
11	(6/6) Seton Hall	W	80-52	H
15	(6/6) Syracuse	W	71-56	H
18	(5/6) Pittsburgh	W	67-53	A
22	(5/6) Miami (Fla.)	W	76-54	A
26	(5/5) St. John's	W	69-49	A
29	(5/5) Georgetown	W	87-56	H
Feb. 1	(5/5) Providence	W	90-60	A
5	(5/5) Boston College (18/18)	W	72-59	H
9	(5/5) Pittsburgh	W	81-74	H
12	(5/5) St. John's	W	94-51	H
16	(5/5) Villanova	W	70-52	A
19	(5/5) Rutgers (8/11)	W (ot)	78-74	A
22	(5/5) Miami (Fla.)	W	83-68	H
26	(5/5) Connecticut (1/1)	L	62-89	A
Mar. 5	(6/6) Miami (Fla.) ^	W	67-52	N
6	(5/5) Rutgers (8/10) ^	L (ot)	72-81	N
17	(5/6) San Diego &	W	87-61	H
19	(5/6) George Washington (NR/23) &	W	95-60	H
25	(5/6) Texas Tech (11/11) *	L	65-69	N

- Wachovia Women's Basketball Invitational at Richmond, Va.; ^ - BIG EAST Tournament at Storrs, Conn.; & - NCAA Tournament (First and Second Rounds) at Notre Dame, Ind.; * - NCAA Tournament (Regional Semifinal) at Memphis, Tenn.

2000-01 (34-2, 15-1 BIG EAST)

Coach: Muffet McGraw

Captains: Niele Ivey, Ruth Riley

Home: 15-0, Away: 11-2, Neutral: 8-0

Nov. 17	(6/5) Valparaiso	W	71-46	A
20	(5/5) Arizona	W	95-65	H
22	(5/5) Wisconsin (19) #	W	83-56	A
24	(5/5) Georgia (6/6) #	W	75-73	N
27	(4/4) Fordham	W	89-44	H
Dec. 3	(4/4) North Carolina \$	W	78-55	N
6	(4/4) Villanova	W	64-33	H
9	(4/4) Purdue (6/5)	W	72-61	H
18	(3/3) Western Michigan	W	84-54	H
21	(3/3) Marquette	W	75-56	A
28	(3/3) USC	W	70-61	A
31	(3/3) Rice	W	80-40	H
Jan. 3	(3/3) Virginia Tech	W	75-64	A
6	(3/3) Rutgers (9/10)	W	67-46	H
9	(3/3) St. John's	W	84-49	A
13	(3/3) Virginia Tech	W	75-55	H
15	(3/3) Connecticut (1/1)	W	92-76	H
21	(3/3) Seton Hall	W	72-47	A
24	(1/1) West Virginia	W	87-64	A
31	(1/1) Providence	W	64-44	H
Feb. 2	(1/1) Boston College	W	81-65	A
7	(1/1) Pittsburgh	W	72-58	H
14	(1/1) Syracuse	W	75-61	A
17	(1/1) Rutgers (11/14)	L	53-54	A
20	(2/2) Miami (Fla.)	W	81-43	H
24	(2/2) Georgetown	W	65-53	H
27	(2/2) Pittsburgh	W	82-63	A
Mar. 4	(2/2) Georgetown ^	W	89-33	N
5	(1/1) Virginia Tech ^	W	67-49	N
6	(1/1) Connecticut (2/2) ^	L	76-78	A
17	(2/2) Alcorn State &	W	98-49	H
19	(2/2) Michigan &	W	88-54	H
24	(2/2) Utah (17/16) *	W	69-54	N
26	(2/2) Vanderbilt (10/13) *	W	72-64	N
30	(2/2) Connecticut (1/1) **	W	90-75	N
Apr. 1	(2/2) Purdue (9/8) **	W	68-66	N

- Coaches vs. Cancer Challenge at Madison, Wis.; \$ - Honda Elite Classic at Lake Buena Vista, Fla.; ^ - BIG EAST Tournament at Storrs, Conn.; & - NCAA Tournament (First and Second Rounds) at Notre Dame, Ind.; * - NCAA Tournament (Regional Semifinal and Final) at Denver, Colo.; ** - NCAA Tournament (National Semifinal and Final) at St. Louis, Mo.





Head coach Muffet McGraw accepts the 2001 NCAA championship trophy after the Irish defeated Purdue, 68-66, at the Savvis Center in St. Louis, Mo.

2001-02 (20-10, 13-3 BIG EAST)

Coach: Muffet McGraw
Captain: Ericka Haney

Home: 13-1, Away: 6-7, Neutral: 1-2

Nov. 18	(15/14) Valparaiso	W	42-35	H
21	(15/15) Colorado State (20/22)	L	66-72	A
24	(15/15) Arizona	L	70-72	A
26	(23/23) Army	W	89-57	H
Dec. 2	(23/23) Michigan (16/17) ^	L	63-78	N
6	Purdue (7/8)	L	57-70	A
9	USC	W	62-49	H
12	Western Michigan	W	71-48	H
22	Marquette	W	60-33	H
28	Rice	L	61-72	A
31	DePaul	W	79-50	H
Jan. 2	Miami (Fla.)	W	69-65	A
5	Providence	W	72-66	H
9	Seton Hall	W	79-45	H
12	Villanova	L	59-60	A
19	Providence	W	69-41	A
21	Connecticut (1/1)	L	53-80	A
26	Virginia Tech (16/17)	W	64-57	H
29	Syracuse	W	71-46	H
Feb. 2	Seton Hall	W	65-60	A
5	Pittsburgh	W	68-56	A
10	Boston College (16/18)	W	60-44	H
13	(23) St. John's	W	66-31	H
16	(23) Rutgers	W	57-52	A
19	(22) West Virginia	W	72-63	H
23	(22) Georgetown	W	86-66	A
26	(21/25) Villanova	L	45-48	H
Mar. 3	(21/25) Syracuse *	L	79-84	N
15	New Mexico **	W	58-44	N
17	Tennessee (6/6) **	L	50-89	A

^ - Women's College Basketball Showcase at Grand Rapids, Mich.; * - BIG EAST Tournament at Piscataway, N.J.; ** - NCAA Tournament (First and Second Rounds) at Knoxville, Tenn.

2002-03 (21-11, 10-6 BIG EAST)

Coach: Muffet McGraw

Captains: Alicia Ratay, Le'Tania Severe

Home: 9-4, Away: 10-4, Neutral: 2-3

Nov. 26	(10/10) Cleveland State	W	107-65	H
29	(10/10) USC	W	69-57	A
Dec. 4	(9/9) Valparaiso	W	74-68	A
7	(9/9) Arizona State #	W	81-52	A
11	(8/8) DePaul	L	59-75	A
14	(8/8) Temple	W	84-61	H
21	(12/11) IPFW	W	82-54	H
23	(12/11) Colorado State	W	46-45	H
28	(12/12) Tennessee (5/5)	L	61-77	N
31	(13/13) Marquette	W	75-68	A
Jan. 4	(13/13) Purdue (7/6)	L	54-71	H
8	(16/17) West Virginia	W	66-59	A
11	(16/17) Miami (Fla.)	L	70-80	H
14	(21/20) St. John's	W	71-42	A
18	(21/20) Rutgers	L	61-64	H
20	(21/20) Connecticut (3/2)	L	52-73	H
25	(NR/23) Villanova (20/24)	W	58-56	A
29	(NR/24) Boston Coll. (NR/25)	L	48-76	A
Feb. 1	(NR/24) West Virginia	W	69-64	H
5	Georgetown	W	74-49	H
9	Virginia Tech	L	50-53	A
12	St. John's	W	76-48	H
16	Providence	W	67-61	A
23	Connecticut (1/1)	L	59-77	A
26	Pittsburgh	W	77-69	H
Mar. 1	Seton Hall	W	62-60	H
4	Syracuse	W	62-54	A
8	Pittsburgh ^	W	73-65	N
9	Villanova (20/18) ^	L	39-50	N
23	Arizona (22/22) *	W	59-47	N
25	Kansas State (8/7) *	W	59-53	A
30	Purdue (10/10) **	L	47-66	N

- AstraZeneca Hoops for the Cure Classic II at Tempe, Ariz.; ^ - BIG EAST Tournament at Piscataway, N.J.; * - NCAA Tournament (First and Second Rounds) at Manhattan, Kan.; ** - NCAA Tournament (Regional Semifinal) at Dayton, Ohio

2003-04 (21-11, 12-4 BIG EAST)

Coach: Muffet McGraw

Captain: Le'Tania Severe

Home: 15-0, Away: 5-9, Neutral: 1-2

Nov. 14	(15/16) Auburn (22/25) #	W	77-64	N
15	(15/16) Colorado (20/20) #	L (ot)	63-67	A
21	(20/20) Valparaiso	W	74-57	H
26	(17/17) Michigan State	L	63-92	A
30	(17/17) Tennessee (3/3)	L	59-83	A
Dec. 4	Wisconsin	W	82-64	H
7	Washington	L	74-85	A
13	Dayton	W	78-41	H
22	USC	W	73-62	H
29	at Colorado State	W	63-59	A
Jan. 1	Marquette	W	72-64	H
4	Purdue (7/8) \$	L	63-76	A
7	Georgetown	L	73-76	A
10	Virginia Tech (16/15)	W	53-40	H
13	Connecticut (4/4)	W	66-51	H
17	West Virginia	L	51-64	A
21	Syracuse	W	64-35	A
24	Villanova (23/25)	W	38-36	H
28	Miami (Fla.) (17/16)	W	59-50	A
31	Boston College (NR/23)	W	52-50	H
Feb. 4	(23) Georgetown	W	66-52	H
8	(23) Seton Hall	L	45-51	A
14	Providence	W	81-51	H
17	St. John's	W	69-56	A
21	Pittsburgh	W	72-68	A
25	Miami (Fla.) (21/19)	W	93-58	H
28	at Rutgers	L	55-69	A
Mar. 2	Syracuse	W	54-33	H
7	Rutgers ^	L	45-51	N
21	Southwest Missouri State *W (ot)	W	69-65	H
23	Middle Tennessee *	W	59-46	H
27	Penn State (5/7) **	L	49-55	N

- WBCA Classic at Boulder, Colo.; \$ - BIG EAST/Big Ten Challenge at West Lafayette, Ind.; ^ - BIG EAST Tournament at Hartford, Conn.; * - NCAA Tournament (First and Second Rounds) at Notre Dame, Ind.; ** - NCAA Tournament (Regional Semifinal) at Hartford, Conn.

The numbers in front of the opponent indicates Notre Dame's ranking in the Associated Press and USA Today/CNN or USA Today/ESPN polls at the time of the game. The first number is the AP ranking. The 1988-89 season was the first year of the USA Today poll. When only one number is listed, it indicates the AP ranking that week.




Sharon Petro

Mary DiStanislao

Muffet McGraw


Sharon Petro (1977-80)



Mary DiStanislao (1980-87)

All-Time Coaches Records

<u>Years</u>	<u>Coach</u>	<u>Seasons</u>	<u>Won</u>	<u>Lost</u>	<u>Pct.</u>
1977-78	Sharon Petro		13	4	.765
1978-79	Sharon Petro		16	6	.727
1979-80	Sharon Petro		20	10	.667
	Totals	3	49	20	.710
1980-81	Mary DiStanislao		10	18	.357
1981-82	Mary DiStanislao		16	9	.640
1982-83	Mary DiStanislao		20	7	.740
1983-84	Mary DiStanislao		14	14	.500
1984-85	Mary DiStanislao		20	8	.714
1985-86	Mary DiStanislao		23	8	.742
1986-87	Mary DiStanislao		12	15	.444
	Totals	7	115	79	.593
1987-88	Muffet McGraw		20	8	.714
1988-89	Muffet McGraw		21	11	.636
1989-90	Muffet McGraw		23	6	.793
1990-91	Muffet McGraw		23	9	.719
1991-92	Muffet McGraw		14	17	.452
1992-93	Muffet McGraw		15	12	.556
1993-94	Muffet McGraw		22	7	.759
1994-95	Muffet McGraw		21	10	.677
1995-96	Muffet McGraw		23	8	.742
1996-97	Muffet McGraw		31	7	.816
1997-98	Muffet McGraw		22	10	.688
1998-99	Muffet McGraw		26	5	.839
1999-00	Muffet McGraw		27	5	.843
2000-01	Muffet McGraw		34	2	.944
2001-02	Muffet McGraw		20	10	.667
2002-03	Muffet McGraw		21	11	.656
2003-04	Muffet McGraw		21	11	.656
	Totals	17	384	149	.720
	Program Totals	27	548	248	.688





Lisa Kuhns (left) and Sara Liebscher (right) were instrumental in Notre Dame's first-ever win over a ranked opponent, a 78-66 victory at No. 17 Duke on Feb. 6, 1988. Both players scored 19 points to pace the Irish to the upset.

1980- 1981	ND Rank*	Opponent	Opp Rank*	Result
1/31	NR	South Carolina	15	L, 124-48
2/22	NR	vs. Virginia	17	L, 68-40
1981- 1982	ND Rank*	Opponent	Opp Rank*	Result
12/5	NR	UCLA	8	L, 50-45
2/20	NR	at South Carolina	15	L, 76-54
1982- 1983	ND Rank*	Opponent	Opp Rank*	Result
11/27	NR	vs. Rutgers	14	L, 81-74
1/8	NR	at Maryland	3	L, 84-62
1/27	NR	at Arizona State	14	L, 82-57
1/30	NR	at UCLA	16	L, 84-53
1983- 1984	ND Rank*	Opponent	Opp Rank*	Result
11/26	NR	Maryland	8	L, 75-57
12/29	NR	vs. Old Dominion	10	L, 71-57
1/12	NR	at Louisiana Tech	1	L, 83-56
1984- 1985	ND Rank*	Opponent	Opp Rank*	Result
11/24	NR	at Tennessee	14	L, 62-57
1985- 1986	ND Rank*	Opponent	Opp Rank*	Result
12/9	NR	Tennessee	11	L, 71-63
1/9	NR	at Rutgers	18	L, 69-61
1986- 1987	ND Rank*	Opponent	Opp Rank*	Result
11/29	NR	Rutgers	6	L, 71-50
12/5	NR	Texas	1	L, 84-59
1/10	NR	Maryland	20	L, 69-48
2/14	NR	at Tennessee	7	L, 90-55

1987- 1988	ND Rank*	Opponent	Opp Rank*	Result
1/4	NR	at Virginia	7	L, 79-59
2/3	NR	Tennessee	4	L, 91-71
2/6	NR	at Duke	17	W, 78-66
1988- 1989	ND Rank*	Opponent	Opp Rank*	Result
2/20	NR	at Tennessee	2/2	L, 108-77
1989- 1990	ND Rank*	Opponent	Opp Rank*	Result
12/3	NR	Tennessee	1/1	L, 77-54
1/4	NR	Vanderbilt	20/24	W, 77-63
1/12	NR	at Old Dominion	21/23	L, 62-61
1990- 1991	ND Rank*	Opponent	Opp Rank*	Result
12/2	NR	at Stanford	6/6	L, 97-67
12/28	NR	vs. Louisiana Tech	11/11	W, 71-66
1/3	25/NR	Detroit	NR	W, 87-53
1/7	24/NR	at Butler	NR	W, 80-64
1/11	24/25	at DePaul	NR	W, 81-66
1/15	22/22	at Loyola (Ill.)	NR	W, 66-55
1/19	22/22	at Marquette	NR	W, 91-73
1/21	20/22	Dayton	NR	W, 79-49
1/29	19/18	Xavier	NR	W, 74-50
1/31	19/18	at Saint Louis	NR	W, 97-48
2/2	19/18	at Evansville	NR	W, 73-56
2/5	20/19	Loyola (Ill.)	NR	W, 81-61
2/9	20/19	at Tennessee	5/5	L, 88-71
2/12	20/20	Butler	NR	W, 94-62
2/14	20/20	at Detroit	NR	W, 87-62
2/17	20/20	Miami (OH)	NR	L, 69-65
2/19	22/22	Saint Louis	NR	W, 87-47
2/23	22/22	Old Dominion	NR	W, 70-58
2/28	22/21	at Dayton	NR	L, 79-76
3/2	22/23	at Xavier	NR	W, 69-53

1991- 1992	ND Rank*	Opponent	Opp Rank*	Result
11/22	NR	Penn State	3/3	L, 86-70
11/24	NR	Stanford	5/7	L, 88-76
12/1	NR	at Purdue	11/10	L, 80-66
12/8	NR	at Georgia	NR/24	L, 90-86 (ot)
1/12	NR	Tennessee	2/3	L, 85-82
1992- 1993	ND Rank*	Opponent	Opp Rank*	Result
12/4	NR	Purdue	17/NR	L, 74-41
12/21	NR	Georgia	20/20	L, 81-75
1/4	NR	at Tennessee	1/2	L, 79-48
1/19	NR	at Penn State	7/21	L, 87-66
1/25	NR	at DePaul	21/NR	L, 71-55
1993- 1994	ND Rank*	Opponent	Opp Rank*	Result
12/8	NR	at Purdue	22/22	L, 66-59
1/7	NR	Tennessee	1/1	L, 105-70
1994- 1995	ND Rank*	Opponent	Opp Rank*	Result
11/26	NR	at Seton Hall	25/25	L, 65-60 (ot)
11/30	NR	Purdue	13/11	L, 87-83
12/3	NR	vs. Alabama	6/6	L, 105-87
12/27	NR	vs. Colorado	9/9	L, 91-70
1995- 1996	ND Rank*	Opponent	Opp Rank*	Result
12/1	NR	vs. Penn State	12/13	L, 86-77
12/3	NR	vs. Texas A&M	NR/22	L, 88-84 (ot)
1/18	NR	Connecticut	3/3	L, 87-64
2/7	24/NR	Pittsburgh	NR	W, 90-51
2/10	24/NR	at Georgetown	NR	W, 81-63
2/14	25/NR	Villanova	NR	W, 72-56
2/17	25/NR	at Pittsburgh	NR	W, 89-51
2/20	23/24	Miami	NR	W, 86-70
2/24	23/24	at Connecticut	3/4	L, 86-79
2/26	23/24	at West Virginia	NR	W, 73-55
3/3	23/24	vs. Syracuse	NR	W, 70-55
3/4	22/23	vs. Seton Hall	NR	W, 69-58
3/5	22/23	at Connecticut	2/3	L, 71-54
3/15	21/23	vs. Purdue	15/16	W, 73-60
3/17	21/23	at Texas Tech	9/9	L, 82-67



Katryna Gaither's 27 points and 14 rebounds propelled Notre Dame to a 71-60 victory at sixth-ranked Iowa in the second round of the 1996 Preseason WNIT. It was the first-ever win over a Top 10 program for the Irish.





During the 1997 NCAA Tournament, Beth Morgan averaged 26.7 points per game in three consecutive victories over ranked opponents, helping Notre Dame reach the Final Four for the first time in school history.

1996- 1997	ND Rank*	Opponent	Opp Rank*	Result
11/15	20/25	Kent State	NR	W, 66-41
11/17	20/25	at Iowa	6/6	W, 61-50
11/19	14/17	vs. Tennessee	3/2	L, 72-59
11/20	14/17	vs. NC State	8/12	W, 64-53
11/23	14/17	at Bowling Green	NR	W, 85-70
11/29	9/12	vs. Ohio	NR	W, 95-85
11/30	9/12	at Georgia Tech	NR	W, 76-69
12/5	7/14	at Purdue	NR	L, 73-58
12/7	7/14	Providence	NR	W, 91-75
12/9	10/17	Wisconsin	19/13	L, 81-69
12/11	10/17	Indiana	NR	W, 71-63
12/21	16/19	at Valparaiso	NR	W, 75-56
1/2	17/22	at Seton Hall	NR	W, 87-47
1/4	17/22	at Ohio State	NR	L, 74-67
1/7	21/24	at Boston College	NR	W, 61-57
1/9	21/24	West Virginia	NR	W, 103-58
1/12	21/24	at Villanova	NR	W, 77-54
1/15	21/24	at Syracuse	NR	W, 72-45
1/18	21/24	Pittsburgh	NR	W, 65-49
1/21	19/22	Rutgers	NR	W, 76-61
1/25	19/22	Georgetown	NR	W, 67-63
1/29	19/22	at Miami	NR	W, 72-71
2/2	19/22	at St. John's	NR	W, 75-47
2/6	15/21	Syracuse	NR	W, 90-73
2/9	15/21	at Connecticut	1/1	L, 72-49
2/12	17/18	Boston College	NR	W, 91-64
2/16	17/18	at Providence	NR	W, 97-74
2/19	16/17	Villanova	NR	W, 68-51
2/22	16/17	Seton Hall	NR	W, 65-61
2/25	14/15	at West Virginia	NR	W, 80-67
3/2	14/15	vs. Rutgers	NR	W, 86-58
3/3	13/15	vs. Georgetown	NR	W, 84-43
3/4	13/15	at Connecticut	1/1	L, 86-77

3/15	15/14	vs. Memphis	NR	W, 93-62
3/17	15/14	at Texas	14/13	W, 86-83
3/22	15/14	vs. Alabama	8/7	W, 87-71
3/24	15/14	vs. Geo. Washington	22/16	W, 62-52
3/28	15/14	vs. Tennessee	10/11	L, 80-66

1997- 1998	ND Rank*	Opponent	Opp Rank*	Result
11/22	NR	at Duke	19/19	L, 80-62
12/6	NR	Connecticut	3/2	L, 78-59
12/8	NR	at Wisconsin	17/19	L, 89-77
2/21	NR	at Connecticut	2/2	L, 73-53
3/2	NR	vs. Connecticut	2/3	L, 73-53
3/15	NR	at Texas Tech	6/5	W, 74-59
3/21	NR	vs. Purdue	21/22	L, 70-65

1998- 1999	ND Rank*	Opponent	Opp Rank*	Result
11/14	17/19	UCLA	6/6	W, 99-82
11/18	11/19	at Butler	NR	W, 71-60
11/21	11/19	Duke	6/4	W, 84-57
11/24	7/10	Illinois	25/23	W, 101-92
11/28	7/10	at San Francisco	NR	W, 74-43
12/2	6/9	Toledo	NR	W, 82-64
12/8	6/6	Connecticut	1/1	L, 106-81
12/12	6/6	Villanova	NR	W, 63-62
12/19	6/7	at South Florida	NR	W, 83-63
12/21	7/7	at Michigan State	NR	W, 75-64
12/30	7/7	at Boston College	NR	L, 78-65
1/2	7/7	at Georgetown	NR	W, 93-61
1/7	9/9	West Virginia	NR	W, 111-90
1/10	9/9	Providence	NR	W, 79-56
1/16	9/9	at Pittsburgh	NR	W, 81-72
1/20	9/9	at Seton Hall	NR	W, 87-47
1/23	9/9	St. John's	NR	W, 99-60
1/26	9/9	at Syracuse	NR	W, 94-61
1/30	7/7	at Providence	NR	W, 97-59
2/3	6/7	Boston College	20/22	W, 74-59
2/6	6/7	Seton Hall	NR	W, 77-49
2/10	6/6	at Villanova	NR	W, 74-52
2/13	6/6	at Rutgers	9/12	L, 77-57
2/17	9/9	Syracuse	NR	W, 82-60
2/20	9/9	at West Virginia	NR	W, 89-54
2/23	10/10	Miami	NR	W, 89-62
2/28	10/10	vs. Villanova	NR	W, 83-53
3/1	10/10	at Rutgers	7/8	W, 68-61
3/2	8/9	vs. Connecticut	6/5	L, 96-75
3/13	8/9	vs. Saint Mary's	NR	W, 61-57
3/15	8/9	at LSU	21/21	L, 74-64

1999- 2000	ND Rank*	Opponent	Opp Rank*	Result
11/20	7/9	at Toledo	NR	W, 66-52
11/27	6/6	at Illinois	15/15	L, 77-67
12/1	11/8	Butler	NR	W, 77-57
12/4	11/8	vs. No. Carolina	9/12	W, 99-86
12/5	11/8	vs. Liberty	NR	W, 85-68
12/8	7/6	at Purdue	18/16	L, 71-61
12/11	7/6	Michigan State	NR	W, 85-54
12/19	11/7	at Fla. International	NR	W, 68-62
12/27	12/8	USC	NR	W, 74-59
12/29	10/8	Valparaiso	NR	W, 88-65
1/2	10/8	Marquette	NR	W, 75-60
1/5	8/6	West Virginia	NR	W, 75-54
1/8	8/6	at Georgetown	NR	W, 82-60
1/11	6/6	Seton Hall	NR	W, 80-52
1/15	6/6	Syracuse	NR	W, 71-56
1/18	5/6	at Pittsburgh	NR	W, 67-53
1/22	5/6	at Miami	NR	W, 76-54
1/26	5/5	at St. John's	NR	W, 69-49
1/29	5/5	Georgetown	NR	W, 87-56
2/1	5/5	at Providence	NR	W, 90-60
2/5	5/5	Boston College	18/18	W, 72-59
2/9	5/5	Pittsburgh	NR	W, 81-74
2/12	5/5	St. John's	NR	W, 94-51

Additional Polling Data

(based on Associated Press ranking)

First game vs. ranked opponent
#15 South Carolina, 1/31/81 (L, 124-48)

First win vs. ranked opponent
at #17 Duke, 2/6/88 (W, 78-66)

First home win vs. ranked opponent
#20 Vanderbilt, 1/4/90 (W, 77-63)

First victory vs. Top 10 team
at #6 Iowa, 11/15/96 (W, 61-50)

First time Notre Dame ranked
December 31, 1990 (25th)

Most consecutive weeks ranked
57 (11/9/98 to 11/26/01)

Record vs. ranked teams: 37-82
Home: 15-22
Away: 9-42
Neutral: 13-18

Record as a ranked team: 161-40
Home: 73-8
Away: 64-24
Neutral: 24-8

Record when both teams are ranked: 24-26

Record vs. Top 10 opponents: 18-49

Record vs. Top 5 opponents: 3-29

Record vs. No. 1 opponents: 2-10

Highest-ranked team defeated:
1st, twice (Connecticut, 1/15/01, 92-76; vs. Connecticut, 3/30/01, 90-75)

Most victories over ranked teams in one season: 11 (2000-01)

Total weeks in Top 10
46 (two in 1996-97, 16 in '98-99, 15 in '99-00, 18 in '00-01, five in '02-03)

Record vs. ranked teams since start of 1996-97 season: 34-37

Weeks as No. 1-ranked team: 6 (2000-01)



In the Rankings



Notre Dame earned its first-ever No. 1 ranking in 2000-01 following a 92-76 win over Connecticut. The Irish would hold the top spot in both major national polls for six weeks that season.

2/16	5/5	at Villanova	NR	W, 70-52
2/19	5/5	at Rutgers	8/11	W, 78-74
2/22	5/5	Miami	NR	W, 83-68
2/26	5/5	at Connecticut	1/1	L, 77-59
3/5	6/6	vs. Miami	NR	W, 67-52
3/6	5/5	vs. Rutgers	8/10	L, 81-72
3/17	5/6	San Diego	NR	W, 87-61
3/19	5/6	vs. Geo. Washington	NR/23	W, 95-60
3/25	5/6	vs. Texas Tech	11/11	L, 69-65

3/6	1/1	at Connecticut	2/2	L, 78-76
3/17	2/2	Alcorn State	NR	W, 98-49
3/19	2/2	Michigan	NR	W, 88-54
3/24	2/2	vs. Utah	17/16	W, 69-54
3/26	2/2	vs. Vanderbilt	10/13	W, 72-64
3/30	2/2	vs. Connecticut	1/1	W, 90-75
4/1	2/2	vs. Purdue	9/8	W, 68-66

1/14	21/20	at St. John's	NR	W, 71-42
1/18	21/20	Rutgers	NR	L, 64-61
1/20	21/20	Connecticut	3/2	L, 73-52
1/25	NR/23	Villanova	20/24	W, 58-56
1/29	NR/24	Boston College	NR/25	L, 76-48
2/1	NR/24	West Virginia	NR	W, 69-64
2/23	NR	Connecticut	1/1	L, 77-59
3/9	NR	vs. Villanova	20/18	L, 50-39
3/23	NR	vs. Arizona	22/22	W, 59-47
3/25	NR	at Kansas State	8/7	W, 59-53
3/30	NR	vs. Purdue	10/10	L, 66-47

2000-2001	ND Rank*	Opponent	Opp Rank*	Result
11/17	6/5	at Valparaiso	NR	W, 71-46
11/20	5/5	Arizona	NR	W, 95-65
11/22	5/5	at Wisconsin	19/NR	W, 83-56
11/24	5/5	vs. Georgia	6/6	W, 75-73
11/27	4/4	Fordham	NR	W, 89-44
12/3	4/4	vs. No. Carolina	NR	W, 78-55
12/6	4/4	Villanova	NR	W, 64-33
12/9	4/4	Purdue	6/5	W, 72-61
12/18	3/3	W. Michigan	NR	W, 84-54
12/21	3/3	at Marquette	NR	W, 75-56
12/28	3/3	at USC	NR	W, 70-61
12/31	3/3	Rice	NR	W, 80-40
1/3	3/3	at Virginia Tech	NR	W, 75-54
1/6	3/3	Rutgers	9/10	W, 67-46
1/9	3/3	at St. John's	NR	W, 84-49
1/13	3/3	Virginia Tech	NR	W, 75-55
1/15	3/3	Connecticut	1/1	W, 92-76
1/21	3/3	at Seton Hall	NR	W, 72-47
1/24	1/1	at West Virginia	NR	W, 87-64
1/31	1/1	Providence	NR	W, 64-44
2/2	1/1	at Boston College	NR	W, 81-65
2/7	1/1	Pittsburgh	NR	W, 72-58
2/14	1/1	at Syracuse	NR	W, 75-61
2/17	1/1	at Rutgers	11/14	L, 54-53
2/24	2/2	Georgetown	NR	W, 65-53
2/27	2/2	at Pittsburgh	NR	W, 82-63
3/4	2/2	vs. Georgetown	NR	W, 89-33
3/5	1/1	vs. Virginia Tech	NR	W, 67-49

2001-2002	ND Rank*	Opponent	Opp Rank*	Result
11/18	15/14	Valparaiso	NR	W, 42-35
11/21	15/14	at Colorado St.	20/22	L, 72-66
11/24	15/14	at Arizona	NR	L, 72-70
11/26	23/23	Army	NR	W, 89-57
12/2	23/23	vs. Michigan	16/17	L, 78-63
12/6	NR	at Purdue	7/8	L, 70-57
1/21	NR	at Connecticut	1/1	L, 80-53
1/26	NR	Virginia Tech	16/17	W, 64-57
2/10	NR	Boston College	16/18	W, 60-44
2/13	23/NR	St. John's	NR	W, 66-31
2/16	23/NR	at Rutgers	NR	W, 57-52
2/19	22/NR	West Virginia	NR	W, 72-63
2/23	22/NR	at Georgetown	NR	W, 86-66
2/26	21/25	Villanova	NR	L, 48-45
3/3	21/25	vs. Syracuse	NR	L, 84-79
3/17	NR	at Tennessee	6/6	L, 89-50

2002-2003	ND Rank*	Opponent	Opp Rank*	Result
11/26	10/10	Cleveland State	NR	W, 107-65
11/29	10/10	at USC	NR	W, 69-57
12/4	9/9	at Valparaiso	NR	W, 74-68
12/7	9/9	at Arizona State	NR	W, 81-52
12/11	8/8	at DePaul	NR	L, 75-59
12/14	8/8	Temple	NR	W, 84-61
12/21	12/11	IPFW	NR	W, 82-54
12/23	12/11	Colorado State	NR	W, 46-45
12/28	12/12	vs. Tennessee	5/5	L, 77-61
12/31	13/13	at Marquette	NR	W, 75-68
1/4	13/13	Purdue	7/6	L, 71-54
1/8	16/17	at West Virginia	NR	W, 66-59
1/11	16/17	Miami	NR	L, 80-70

2003-2004	ND Rank*	Opponent	Opp Rank*	Result
11/14	15/16	vs. Auburn	22/25	W, 77-64
11/15	15/16	at Colorado	20/20	L, 67-63 (ot)
11/21	20/20	Valparaiso	NR	W, 74-57
11/26	17/17	at Michigan St.	NR	L, 92-63
11/30	17/17	at Tennessee	3/3	L, 83-59
1/4	NR	at Purdue	7/8	L, 76-63
1/10	NR	Virginia Tech	16/15	W, 53-40
1/13	NR	Connecticut	4/4	W, 66-51
1/24	NR	Villanova	23/25	W, 38-36
1/28	NR	at Miami	17/16	W, 59-50
1/31	NR	Boston College	NR/23	W, 52-50
2/4	23/NR	Georgetown	NR	W, 66-52
2/8	23/NR	at Seton Hall	NR	L, 51-45
2/25	NR	Miami	21/19	W, 93-58
3/27	NR	vs. Penn State	5/7	L, 55-49

* - The numbers in front of the opponent indicates Notre Dame's ranking in the Associated Press and USA Today/CNN or USA Today/ESPN polls at the time of the game. The numbers following the opponent indicates the opponent's ranking in both polls. The first number is the AP ranking. The 1988-89 season was the first year of the USA Today poll. NR indicates the team was not ranked at game time.





1992 NCAA Tournament

**UCLA 93 • Notre Dame 72
(First Round)**

**March 18, 1992
Pauley Pavilion (Westwood, Calif.)**

Despite a losing record (14-16), Notre Dame made its first-ever NCAA Tournament appearance when the Irish claimed the Midwestern Collegiate Conference Tournament title with a 59-54 win over top-seeded Xavier to earn the league's inaugural automatic berth.

The 12th seed in the Midwest Region, Notre Dame was the only member of the 48-team NCAA field with a losing record. The Irish traveled to UCLA to face the fifth-seeded Bruins (19-9) who were making their fourth NCAA Tournament appearance.

UCLA jumped all over the Irish early on as the Bruins raced to an early 15-point lead and led by as many as 17 in the first half. Notre Dame shot just 29.7 percent from the field in the first half and were outrebounded 30-19 in the first 20 minutes of the contest as UCLA enjoyed a 37-24 halftime advantage.

The Bruins scored 56 second-half points en route to a 93-72 victory. Notre Dame finished the game hitting just 33.8 percent of its shots (24-71) and was outrebounded 64-37 for the game. UCLA had four players in double figures as Natalie Williams led all scorers and rebounders with 22 points and 15 rebounds. Amy Jalewalia added 21 points for the Bruins.

Michelle Marciniak was the leading scorer for Notre Dame as she netted 21 points. Letitia Bowen added 18 points and a team-high 12 rebounds, while Margaret Nowlin was the only other Irish player in double figures as she chipped in 14.

Notre Dame finished the campaign with a 14-17 record.

Notre Dame	3-pt			Reb.	PF	TP	A	TO	B	ST	MP
	FG-A	FG-A	FTA								
Letitia Bowen	7-13	0-0	4-4	4-8-12	2	18	1	2	0	0	32
Comalita Haysbert	0-4	0-0	0-0	1-0-1	5	0	1	0	0	0	12
Margaret Nowlin	4-12	0-0	6-6	0-2-2	2	14	1	0	2	3	30
Kara Leary	0-6	0-0	0-0	0-1-1	3	0	5	6	0	1	26
Sherri Orlosky	4-10	0-2	0-0	1-2-3	2	8	0	0	0	1	26
Kristin Knapp	0-0	0-0	0-0	0-0-0	2	0	0	0	0	0	9
Dionne Smith	1-1	0-0	0-0	0-0-0	0	2	0	0	0	0	7
Coquese Washington	2-8	1-2	2-2	1-2-3	1	7	4	3	0	4	19
Michelle Marciniak	5-13	1-4	10-13	2-1-3	3	21	3	5	0	4	27
Andrea Alexander	1-3	0-0	0-0	0-2-2	2	2	0	1	0	0	8
Majenica Rupe	0-1	0-0	0-0	0-1-1	2	0	0	0	0	0	4
TOTALS	24-71	2-8	22-25	14-23-37	24	72	15	17	2	13	200

UCLA	3-pt			REB	PF	TP	A	TO	BK	ST	Min
	FG-A	FG-A	FTA								
Rebema Stephens	4-13	0-0	3-4	1-5-6	2	11	1	2	1	1	17
Natalie Williams	9-19	0-0	4-6	6-9-15	3	22	2	2	0	0	28
Lynn Kamrath	3-8	0-0	0-1	6-8-14	2	6	5	5	4	1	30
Nicole Anderson	7-11	0-0	2-2	2-4-6	3	16	6	3	0	4	30
DeDe Moshan	4-14	1-4	0-0	3-3-6	4	9	5	1	0	1	32
Marcy Tarabochia	0-0	0-0	0-0	0-0-0	0	0	0	0	0	0	2
Detra Lockhart	0-3	0-1	0-0	2-1-3	3	0	0	3	0	1	18
Amy Jalewalia	6-14	0-0	10-12	4-3-7	1	21	4	1	2	0	27
Stephanie Allen	0-0	0-0	0-0	0-1-1	0	0	0	0	0	0	1
Melissa Gische	0-0	0-0	0-0	0-0-0	0	0	0	0	0	0	1
Gena Vancoostveen	1-1	0-0	6-7	0-2-2	2	8	0	1	0	1	14
TOTALS	34-83	1-5	25-32	27-37-64	20	93	23	18	7	9	200

SCORE BY PERIODS	1	2	F
Notre Dame	24	48	72
UCLA	37	56	93

Officials: Al Miller, Bruce Allen; Attendance: 441



1994 NCAA Tournament

**Minnesota 81 • Notre Dame 76
(First Round)**

**March 16, 1994
Joyce Center (Notre Dame, Ind.)**

By winning its fifth Midwestern Collegiate Conference championship in six seasons, Notre Dame earned the automatic berth into the 64-team field and made its second NCAA Tournament appearance in school history. The Irish received the seventh seed in the East Region and played host to its first-ever NCAA contest, hosting 10th-seeded Minnesota at the Joyce Center. The game marked the first meeting between the two schools.

Trailing by as many as 11 in the first half, the Irish closed with a 12-2 run and went into halftime down 31-30. The Irish regained the lead 42-40 with 14 minutes to play on a Carey Poor basket, but the Gophers answered with nine straight points and never let the Irish get closer than six until the final six seconds of the game.

Notre Dame committed 28 fouls in the contest as Minnesota made 24 of 34 from the free throw line. The Irish outrebounded the Gophers 44-29, but 21 turnovers hurt Notre Dame.

Minnesota shot 51.0 percent for the game (26 of 51) and 65.0 percent in the second half. Five players scored in double figures for the Gophers. Carol Ann Shudlick led the Gophers with 19 points, while Nikki Coates added 14. Nancy Alexander came off the bench to score 13 points as she hit on all five of her field goal attempts.

Irish freshman Beth Morgan led all scorers with 26 points. Carey Poor and Kara Leary were the only other Notre Dame players in double figures scoring 11 and 10 points, respectively. Letitia Bowen led all rebounders with eight.

Notre Dame ended the season with a 22-7 record.

Minnesota	3-pt			REB	PF	TP	A	TO	BK	ST	Min
	FG-A	FG-A	FTA								
Carla Pearson	0-3	0-0	1-2	0-7-7	4	1	1	3	0	0	21
Crystal Flint	6-8	0-0	1-3	2-2-4	0	13	3	4	1	2	32
Carol Ann Shudlick	7-12	0-0	5-6	1-2-3	4	19	2	4	3	2	36
Shannon Loeblein	2-11	1-5	6-7	0-5-5	3	11	3	3	1	2	35
Nikki Coates	4-8	2-3	4-7	1-2-3	3	14	3	2	0	2	29
Mary Klotzbeecher	1-3	0-1	0-0	0-0-0	0	2	3	1	0	3	11
Nancy Alexander	5-5	2-2	1-1	1-3-4	2	13	1	1	0	1	22
Nancy Shudlick	0-0	0-0	0-0	0-0-0	0	0	0	0	0	0	2
Lori Lawler	1-1	0-0	6-8	0-0-0	0	8	1	2	0	2	12
TOTALS	26-51	5-11	24-34	5-24-29	16	81	17	20	5	14	200

Notre Dame	3-pt			REB	PF	TP	A	TO	BK	ST	Min
	FG-A	FG-A	FTA								
Beth Morgan	10-21	2-7	4-4	2-2-4	4	26	2	0	1	1	39
Letitia Bowen	4-14	0-0	1-2	2-6-8	5	9	0	3	0	3	27
Tootie Jones	3-6	0-0	2-2	2-5-7	4	8	4	3	1	2	28
Kara Leary	3-7	0-2	4-4	5-2-7	4	10	8	10	0	2	36
Sherri Orlosky	1-6	0-2	0-0	1-4-5	1	2	0	1	0	3	23
Kristin Knapp	1-1	1-1	0-0	0-1-1	0	3	0	0	0	0	1
Jeannine Augustin	0-1	0-0	0-0	0-0-0	2	0	1	0	0	1	10
Katryna Gaither	1-1	0-0	2-2	0-1-1	2	4	0	0	0	0	6
Andrea Alexander	1-1	0-0	1-2	1-2-3	1	3	2	1	1	0	12
Carey Poor	5-9	0-0	1-3	2-4-6	5	11	1	3	0	1	18
TOTALS	29-67	3-12	15-19	15-29-44	28	76	18	21	3	13	200

SCORE BY PERIODS	1	2	F
Minnesota	31	50	81
Notre Dame	30	46	76

Officials: Forrest Phillips, Bill Pickett; Attendance: 2,296





1996 NCAA Tournament

Notre Dame 73 • Purdue 60
(First Round)

March 15, 1996
Lubbock Municipal Coliseum
(Lubbock, Texas)

Notre Dame 73, Purdue 60. It marked a defining moment in the 19-year history of the Notre Dame women's basketball program.

After two previous trips to the NCAA Tournament, the Notre Dame women's basketball squad finally got the respect it deserved as the Irish, a 12th seed in the Midwest Region, shocked fifth-seeded and 15th-ranked Purdue for its first-ever NCAA tournament victory. The two in-state schools, located just two hours apart geographically, played in Lubbock, Texas in the first round to determine their tournament fate.

The win was Notre Dame's first in seven outings against the Boilermakers and it marked the first time a Purdue team coached by Lin Dunn had lost to an Indiana school. The victory also was the first for the Irish over a ranked opponent since the 1990-91 season.

Katryna Gaither led three Notre Dame players in double figures as she scored a game-high 18 points and grabbed 13 rebounds. Beth Morgan and Rosanne Bohman each added 16 points. For Bohman, the 16 points marked a career-high as she connected on seven of 11 field goal attempts coming off the bench.

Notre Dame led for much of the game and built a 10-point advantage in the first half on several occasions and had a 33-26 lead at intermission. Purdue got as close as two points (50-48) with 10:23 left to play in the game, but the Irish outscored the Boilermakers 23-12 down the stretch.

The Irish defense held Purdue to just 31.5 percent shooting for the game. Notre Dame had a decisive advantage from the charity stripe as the Irish converted on 25 of 32 attempts, while the Boilermakers went to the line just 13 times and hit nine of their free throws.

Stacey Lovelace led four Purdue players in double figures as she netted 17 points and grabbed a game-high 15 rebounds.

With the win over the Boilermakers, the Irish improved to 23-7, tying the school mark for victories in a season.

Notre Dame	3-pt			REB	PF	TP	A	TOBK	ST	Min	
	FG-A	FG-A	FTA								
Beth Morgan	3-14	0-5	10-10	2-24	2	16	5	0	1	4	34
Carey Poor	1-4	0-0	5-6	1-34	1	7	0	1	0	1	24
Katryna Gaither	8-14	0-0	2-8	4-9-13	4	18	0	1	1	1	33
Mollie Peirick	0-8	0-5	6-6	0-5-5	1	6	6	4	1	5	35
Jeannine Augustin	1-2	0-0	0-0	1-2-3	2	2	5	1	2	2	15
Adrienne Jordan	0-0	0-0	0-0	0-0-0	0	0	0	0	0	0	1
Danielle Green	0-1	0-0	0-0	1-2-3	1	0	0	2	0	1	7
Sheila McMillen	3-3	2-2	0-0	1-2-3	0	8	1	1	0	1	27
Rosanne Bohman	7-11	0-0	2-2	1-4-5	3	3	1	3	0	1	20
Diana Braendly	0-1	0-0	0-0	1-0-1	0	0	0	0	0	0	4
TOTALS	23-58	2-12	25-32	12-33-45	14	73	18	15	3	16	200

Purdue	3-pt			REB	PF	TP	A	TOBK	ST	Min	
	FG-A	FG-A	FTA								
Tonya Kirk	5-11	0-2	1-3	5-6-11	5	11	0	3	0	1	24
Jannon Roland	4-15	0-4	3-3	2-5-7	4	11	4	4	2	2	36
Stacey Lovelace	7-16	0-1	3-3	5-10-15	4	17	0	1	3	3	36
Nicole Erickson	4-15	4-12	0-0	1-2-3	2	12	4	3	0	1	38
Stephanie White	1-7	1-4	0-0	1-0-1	1	3	2	4	0	0	25
Summer Erb	0-0	0-0	0-2	1-0-1	1	0	0	0	0	0	3
Ukari Figgs	0-0	0-0	0-0	0-0-0	0	0	0	0	0	0	2
Melina Griffin	1-4	0-0	2-2	0-0-0	0	4	0	4	0	0	19
Michele VanGorp	1-5	0-0	0-0	2-1-3	2	2	0	0	2	0	17
TOTALS	23-73	5-23	9-13	19-28-47	19	60	10	19	7	7	200

SCORE BY PERIODS	1	2	F
Notre Dame	33	40	73
Purdue	26	34	60

Officials: Harry Coffee, Joe Cunningham, Buddy Horton; Attendance: 7,053



Notre Dame's 73-60 victory over Purdue in 1996 marked the first NCAA Tournament win ever for the Irish.

Texas Tech 82 • Notre Dame 67
(Second Round)

March 17, 1996
Lubbock Municipal Coliseum (Lubbock, Texas)

Despite playing on St. Patrick's Day for the first time in the program's history, Notre Dame's run in the NCAA Tournament ended as the Irish dropped an 82-67 decision to host Texas Tech, the fourth seed in the Midwest Region.

The Lady Raiders led from the opening tipoff and only once (3-3 with 18:19 left to play in the first half) was the score tied. Texas Tech led by eight at the half (32-24) and held the Irish, ranked second nationally in field goal percentage, to just 29.6 percent (8-27) shooting in the first half. Notre Dame shot 54.5 percent in the second half and finished with 43.3 accuracy.

Texas Tech dominated the boards outrebounding Notre Dame 40-28. The Red Raiders also hit 26 of 33 free throw attempts. The Irish missed only one free throw, but went to the line just 11 times.

Notre Dame was led in scoring and rebounding by Katryna Gaither who finished with 21 points and eight rebounds. Beth Morgan added 16 despite making just five of her 20 field goal attempts. Sheila McMillen was the only other Irish player in double figures as she netted 13.

Texas Tech had four players in double figures. Alicia Thompson led all scorers with 25 points, while Michi Atkins added 18 and Julie Lake and Rene Hanebutt each chipped in 16.

Notre Dame finished its storybook season with a 23-8 record and final ranking of 21st in both the Associated Press and USA Today/CNN polls.

Notre Dame	3-pt			REB	PF	TP	A	TOBK	ST	Min	
	FG-A	FG-A	FTA								
Beth Morgan	5-20	2-11	4-4	1-1-2	2	16	2	4	0	3	33
Carey Poor	1-3	0-0	0-0	1-2-3	1	2	1	2	0	0	14
Katryna Gaither	9-11	0-0	3-3	2-6-8	4	21	0	3	0	2	37
Mollie Peirick	2-6	0-3	0-0	1-3-4	1	4	5	4	1	3	29
Jeannine Augustin	0-3	0-1	0-0	0-0-0	3	0	5	2	0	4	27
Danielle Green	0-0	0-0	0-0	0-3-3	2	0	0	0	0	0	9
Sheila McMillen	5-8	3-5	0-0	0-0-0	3	13	3	1	0	2	22
Stacy Fields	0-0	0-0	0-0	0-0-0	0	0	1	1	0	0	4
Rosanne Bohman	2-6	0-0	1-2	1-0-1	5	5	1	1	0	0	17
Diana Braendly	2-3	0-0	2-2	1-5-6	3	6	0	1	0	0	8
TOTALS	26-60	5-20	10-11	8-20-28	24	67	18	19	1	14	200

Texas Tech	3-pt			REB	PF	TP	A	TOBK	ST	Min	
	FG-A	FG-A	FTA								
Alicia Thompson	11-23	0-0	3-6	1-7-8	2	25	2	1	0	3	35
Melinda White	1-1	0-0	1-3	2-7-9	4	3	4	3	0	4	36
Michi Atkins	5-8	0-0	8-10	1-2-3	4	18	2	6	2	3	33
Julie Lake	4-10	2-3	6-6	4-2-6	1	16	6	1	1	2	35
Renee Hanebutt	5-9	2-5	4-4	0-0-0	0	16	2	5	0	0	23
Crystal Boles	0-1	0-0	0-0	0-0-0	0	0	0	0	1	0	11
Sandy Parker	0-0	0-0	4-4	2-3-5	0	4	5	2	0	1	22
Kim Sumrall	0-2	0-2	0-0	1-0-1	1	0	0	0	0	0	5
TOTALS	26-54	4-10	26-33	14-26-40	12	82	22	18	4	13	200

SCORE BY PERIODS	1	2	F
Notre Dame	24	43	67
Texas Tech	32	50	82

Officials: Ralph South, Wesley Dean, Harry Coffee; Attendance: 7,105





1997 NCAA Tournament

Notre Dame 93 • Memphis 62 (First Round)

March 15, 1997
Frank Erwin Center (Austin, Texas)

For the second straight year, Notre Dame received an at-large berth into the NCAA Tournament. And, for the second time in the program's history, the Irish advanced into the round of 32. The sixth-seeded Irish did so with little trouble as Notre Dame posted a 93-62 win over 11th-seeded Memphis.

Notre Dame never trailed in the contest and built a double-digit lead early in the contest. With the Irish leading 8-6 at the 14:39 mark of the first half, Tiger coach Joye Lee-Nelis went to a fullcourt press and promptly got burned as Notre Dame scored 15 of the game's next 19 points. Coach Muffet McGraw's squad led by 19 at half and pushed its lead to as many as 38 in the second half.

The Irish defense limited the the Tigers to 25.0 percent shooting (8 of 32) in the first half and 32.4 accuracy for the game. Memphis hit just 13.0 percent from three-point range hitting just three of 23 attempts from beyond the arc. Notre Dame, conversely, shot 53.0 percent for the game and held a decisive advantage, 51-38, on the boards.

All five starters scored in double figures. Katryna Gaither led all scorers and rebounders with 24 points and 12 rebounds. In the contest, she went over the 2,000-point plateau and joined teammate Beth Morgan as the only players in the program's history to score more than 2,000 career points. Morgan scored 15 points in the contest, while Rosanne Bohman and Jeannine Augustin each chipped in 12. Bohman also grabbed nine rebounds. Mollie Peirick was also in double figures as she scored 11 points.

Memphis was led by Tamika Whitmore's 20 points and 10 rebounds.

Memphis	3-pt			REB	PF	TP	A	TO	BK	ST	Min
	FG-A	FG-A	FT-A								
LaTonya Johnson	6-15	1-6	2-4	3-14	3	15	1	5	1	0	21
Tamika Whitmore	9-17	0-1	2-2	4-6-10	4	20	0	0	0	0	26
Heather Whitmore	1-5	0-1	3-4	0-4-4	2	5	1	1	0	2	24
Nicole Murry	2-4	0-0	0-0	2-2-4	3	4	2	4	0	2	24
Kitty Allen	1-15	0-7	3-5	2-3-5	3	5	2	3	1	1	29
Shanna Humphries	1-1	0-0	0-0	0-0-0	0	2	0	0	0	0	3
Regan Federic	2-6	0-0	0-0	0-4-4	4	4	2	5	0	3	25
Dwelia Smith	0-0	0-0	0-0	0-0-0	0	0	0	0	0	0	3
Patoshia Jeffery	0-5	0-4	0-0	2-0-2	0	0	0	2	0	0	9
Heather Phillips	1-1	1-1	0-0	0-1-1	2	3	4	1	0	1	18
Niki Bolden	0-4	0-2	1-2	1-1-2	1	1	1	0	0	0	18
Missy Burkes	1-1	1-1	0-0	0-0-0	0	3	1	0	0	0	2
TOTALS	24-74	3-23	11-17	14-24-38	22	62	14	21	2	12	200

Notre Dame	3-pt			REB	PF	TP	A	TO	BK	ST	Min
	FG-A	FG-A	FT-A								
Beth Morgan	5-13	1-4	4-6	1-4-5	0	15	2	2	1	2	29
Rosanne Bohman	5-8	0-0	2-5	3-6-9	2	12	3	3	0	1	26
Katryna Gaither	9-15	0-0	6-7	5-7-12	2	24	3	5	0	2	27
Mollie Peirick	4-7	1-3	2-2	1-6-7	3	11	6	3	2	0	29
Jeannine Augustin	4-7	0-1	4-4	0-2-2	0	12	6	7	0	6	33
Sheila McMillen	3-9	2-6	0-1	1-4-5	2	8	2	0	0	1	27
Christy Grady	0-1	0-0	0-0	0-0-0	2	0	0	0	0	0	3
Julie Henderson	4-4	0-0	1-2	2-2-4	4	0	2	1	0	1	18
Kari Hutchinson	1-2	0-1	0-0	0-2-2	0	2	1	0	1	0	8
TOTALS	35-66	4-15	19-27	13-38-51	15	93	25	21	4	13	200

SCORE BY PERIODS	1 2 F		
	Memphis	22	40
Notre Dame	41	52	93

Officials: Sally Bell, Greg Small, Mike Castle, Attendance: 8,185

Notre Dame 86 • Texas 83 (Second Round)

March 17, 1997
Frank Erwin Center (Austin, Texas)

This year playing on St. Patrick's Day proved lucky for head coach Muffet McGraw and her team. Notre Dame recorded its biggest win in school history as the Irish, playing a second-round NCAA matchup on March 17 for the second straight year, defeated sixth-seeded Texas 86-83 on the Longhorns' homecourt to earn a first-ever appearance in the Sweet 16.

Beth Morgan scored Notre Dame's final nine points of the contest, including six straight from the free throw line as the Irish earned a come-from-behind victory.

After leading for most of the second half, Notre Dame found itself down by five, 61-56, with 3:18 remaining in the contest following Angie Ogletree's driving

layup. Sheila McMillen's three-pointer cut the Longhorns' deficit to 61-59. Morgan's three-pointer with 2:29 left in the contest put Notre Dame ahead for good. In the final 1:44, she hit six of eight free throws.

Morgan and Katryna Gaither led three Notre Dame players in double figures as each scored 29 points. Morgan was 14 of 18 from the charity stripe, while Gaither hit all seven of her free throw attempts and grabbed a game-high 11 boards. Rosanne Bohman also netted double figures as she scored 16 points, hitting all eight of her shots from the field.

Both teams shot above 50 percent for the game. The Irish finished hitting 54.7 percent from the field and missed just seven shots (14-21) in the final 20 minutes of the game for a 66.7 percent accuracy. Texas also shot above 60 percent in the second half (65.5%) and ended the game at 54.7 percent.

Danielle Viglione led four Texas players in double figures as she finished with 19 points and five rebounds.

Notre Dame went to the free throw line 13 more times than the Longhorns. The Irish made 23 of their 27 attempts, while Texas was 10 of 14 from the charity stripe.

Notre Dame	3-pt			REB	PF	TP	A	TO	BK	ST	Min
	FG-A	FG-A	FT-A								
Beth Morgan	6-16	3-6	14-18	2-4-6	2	29	5	4	0	2	36
Rosanne Bohman	8-8	0-0	0-0	3-2-5	2	16	0	0	0	0	31
Katryna Gaither	11-19	0-0	7-7	6-5-11	1	29	2	3	1	1	40
Mollie Peirick	0-2	0-2	2-2	0-4-4	3	2	8	1	0	0	31
Jeannine Augustin	1-1	0-0	0-0	0-1-1	4	2	2	3	0	2	21
Sheila McMillen	2-6	2-4	0-0	0-3-3	2	6	0	1	0	1	30
Julie Henderson	1-1	0-0	0-0	0-0-0	0	2	0	0	0	0	7
Kari Hutchinson	0-0	0-0	0-0	1-1-2	2	0	0	0	0	0	4
TOTALS	29-53	5-12	23-27	13-21-34	16	86	17	12	1	6	200

Texas	3-pt			REB	PF	TP	A	TO	BK	ST	Min
	FG-A	FG-A	FT-A								
Amie Smith	7-12	0-0	0-0	2-3-5	2	14	1	2	0	2	35
Vanessa Wallace	4-9	0-1	3-6	0-2-2	4	11	13	4	0	0	26
Angela Jackson	3-5	0-0	0-0	1-0-1	4	6	0	0	1	0	17
Danielle Viglione	6-13	5-9	2-2	1-4-5	1	19	1	0	0	1	40
Amber Hasenmeyer	2-5	0-0	3-4	0-1-1	1	7	2	0	0	1	19
Angie Jo Ogletree	4-8	0-0	0-0	0-0-0	2	8	3	0	0	1	22
Edwina Brown	1-3	0-0	0-0	2-0-2	3	2	2	2	0	0	15
Kim Lummus	0-1	0-1	0-0	0-0-0	0	0	0	0	0	0	1
Carla Littleton	7-8	0-0	0-0	3-2-5	3	14	0	1	3	1	14
Jaime Bailey	0-1	0-0	2-2	1-3-4	0	2	0	0	0	0	11
TOTALS	34-65	5-11	10-14	12-15-27	20	83	22	9	4	7	200

SCORE BY PERIODS	1 2 F		
	Notre Dame	42	44
Texas	40	43	83

Officials: Sally Bell, Art Bomengen, Greg Small; Attendance: 7,418



Katryna Gaither scored 29 points and grabbed 11 rebounds while playing all 40 minutes in Notre Dame's 86-83 win at Texas in the second round of the 1997 NCAA Tournament.



Notre Dame 87 • Alabama 71
(Regional Semifinal)

March 22, 1997
Frank McGuire Arena (Columbia, S.C.)

Notre Dame moved one step closer to college basketball's pinnacle — the NCAA Final Four — as the Irish used a 22-0 spurt over a 6:03 stretch in the second half and overcame a nine-point halftime deficit to beat second-seeded and seventh-ranked Alabama 87-71. The win, which moved Notre Dame into the regional final against George Washington, marked the first-ever 30-win season for the program as the Irish improved to 30-6. The win was also the 300th of head coach Muffet McGraw's 15-year career.

Beth Morgan set an East Region record with her career-high 36 points. In a one minute 53-second span, she scored 11 points and single-handedly erased the nine-point Alabama lead (51-42) with 13:38 left in the contest. Morgan, who also grabbed a career and game-high 13 rebounds, hit three consecutive three-pointers to tie the game at 51-51 with 12:09 remaining. She finished the game hitting 13 of 22 shots from the field, including six of 10 from three-point range.

After the Tide grabbed a three-point lead 56-53 at the 10:10 mark, Katryna Gaither's two free throws pulled the Irish to within one 56-55. Sheila McMillen's hit back-to-back three-pointers which gave Notre Dame the lead for good as the Irish held Alabama scoreless for over five minutes and jumped out to a 20-point lead.

Gaither finished the game with 26 points and nine rebounds. McMillen's only points of the game were the ones scored on the three-pointers, but she also had six rebounds. Mollie Peirick dished off a game-high 11 assists in the game.

Notre Dame shot well from the field as the Irish hit on 59.3 percent of their shots, including 60.7 percent (17 of 28) in the second half. Alabama, meanwhile, shot just 30.7 percent (23 of 75) for the game and was just nine of 35 (25.7%) in the second half. The Irish also enjoyed a 47-37 advantage on the boards.

Shalonda Enis led Alabama in both scoring the rebounding as she tossed in 26 points and grabbed 10 rebounds.

Notre Dame	3-pt			REB	PF	TP	A	TO	BK	ST	Min
	FG-A	FG-A	FT-A								
Beth Morgan	13-22	6-10	4-4	0-13-13	1	36	2	5	0	0	36
Rosanne Bohman	3-5	0-0	0-2	1-4-5	3	6	2	5	1	1	33
Katryna Gaither	10-15	0-0	6-9	4-5-9	3	26	0	1	0	0	39
Mollie Peirick	0-2	0-0	5-6	1-3-4	3	5	11	2	0	1	28
Jeanine Augustin	3-6	0-0	0-2	0-3-3	4	6	1	6	0	1	27
Sheila McMillen	2-2	2-2	0-0	0-0-6	3	6	1	3	0	0	21
Christy Grady	0-0	0-0	0-0	0-0-0	0	0	0	0	0	0	1
Julie Henderson	0-0	0-0	0-0	0-1-1	1	0	0	0	0	1	7
Kari Hutchinson	1-2	0-0	0-0	0-1-1	1	2	1	0	0	0	8
TOTALS	32-54	8-12	15-23	7-40-47	19	87	18	23	1	4	200

Alabama	3-pt			REB	PF	TP	A	TO	BK	ST	Min
	FG-A	FG-A	FT-A								
Shalonda Enis	9-18	5-8	3-3	1-9-10	3	26	2	1	0	0	33
Yolanda Watkins	1-8	0-0	3-4	2-5-7	4	5	0	1	0	0	24
Dominique Canty	7-16	0-1	5-8	5-2-7	4	19	3	4	0	3	35
Brittney Ezell	1-7	1-7	1-2	0-0-0	0	4	6	2	0	3	25
Leah Monteith	1-6	0-4	0-0	1-1-2	2	2	2	0	1	2	22
Latrich Jones	1-1	0-0	4-4	2-0-2	1	6	0	2	0	1	9
Tausha Mills	1-4	0-0	1-2	1-2-3	4	3	0	1	0	1	16
Pam Duncan	1-7	0-3	1-2	1-0-1	2	3	1	0	0	1	12
Jennifer Teeple	0-1	0-0	0-0	0-0-0	1	0	0	0	0	0	1
Rebecca Baragry	1-7	1-4	0-0	0-1-1	4	3	3	0	0	2	21
Kidada Holtzclaw	0-0	0-0	0-0	0-0-0	0	0	0	0	0	0	1
TOTALS	23-75	7-27	18-25	15-22-37	25	71	17	11	1	13	200

SCORE BY PERIODS	1	2	F
Notre Dame	32	55	87
Alabama	41	30	71

Officials: Ray Bomeli, Teresa Dahlem, John Palermo; Attendance: 4,011

Notre Dame 62 • George Washington 52
(Regional Final)

March 24, 1997
Frank McGuire Arena (Columbia, S.C.)

Notre Dame left little doubt it was headed to the Final Four. Leading from the opening tip, the Irish beat fifth-seeded George Washington 62-52 to advance to the NCAA Final Four for the first time in school history. In a game between two unlikely East Regional finalists, Notre Dame, in just its second year as a member of the BIG EAST Conference, assured the league of having a team in the national semifinals for the third straight year.

Katryna Gaither, named MVP of the East Regional, scored



Beth Morgan is interviewed by ESPN's Nancy Lieberman following her 36-point performance against eighth-ranked Alabama in the 1997 NCAA East Regional semifinals in Columbia, S.C.

26 points and grabbed 16 rebounds to lead all scorers and rebounders as the Irish knocked off a higher seeded team for the third straight game.

Coach Muffet McGraw's team was in control right from the start and trailed only once in the contest. Beth Morgan, who finished with 15 points and six rebounds, nailed a three-pointer five seconds into the game and the Irish never looked back as they opened a 10-point lead and led 32-25 at the half.

Notre Dame, which had been shooting better than 50-percent throughout the tournament, hit just 36.4 percent from the field in the first half. The Irish defense, however, held the Colonials to 29.7-percent shooting in the first half. One of the team's leading scorer, center Tajama Abraham, was held to just four points at the intermission.

George Washington outscored Notre Dame 14-6 to open the second half and led for its first and only time, 39-38, with 11:37 to play in the contest when Lisa Cermignano nailed a 21-foot jumper. The Irish regained the lead 34 seconds later on a Gaither layup and never trailed again in the game outscoring George Washington 24-12 in the final 11:03.

Notre Dame finished the game shooting 41.8 percent from the field, while the Colonials hit just 31.4 percent (22-70) of their shots. George Washington also struggled from the free throw line making just 3 of its 10 attempts.

The Irish also had a decisive rebounding advantage outrebounding the Colonials 54-34. Mollie Peirick was Notre Dame's second leading rebounder in the contest with nine boards.

Notre Dame	3-pt			REB	PF	TP	A	TO	BK	ST	Min
	FG-A	FG-A	FT-A								
Beth Morgan	5-10	1-4	4-5	0-6-6	1	15	0	3	0	4	36
Rosanne Bohman	3-8	0-0	2-3	2-4-6	3	8	4	6	1	1	31
Katryna Gaither	10-18	0-0	5-8	6-10-16	2	25	1	2	0	0	36
Mollie Peirick	0-4	0-1	0-0	3-6-9	4	0	5	1	2	1	25
Jeanine Augustin	2-4	1-1	2-3	1-5-6	2	7	3	7	0	2	30
Sheila McMillen	3-7	1-3	0-0	0-4-4	0	7	2	4	0	0	28
Julie Henderson	0-3	0-0	0-0	0-2-2	3	0	0	1	0	0	8
Kari Hutchinson	0-1	0-0	0-0	1-0-1	0	0	0	0	0	0	6
TOTALS	23-55	3-9	13-19	14-39-53	15	62	15	24	3	8	200

George Wash.	3-pt			REB	PF	TP	A	TO	BK	ST	Min
	FG-A	FG-A	FT-A								
Lisa Cermignano	3-13	3-11	0-0	2-3-5	2	9	4	0	0	1	38
Noelia Gomez	7-13	0-0	1-2	2-4-6	5	15	2	4	0	1	34
Tajama Abraham	7-19	0-0	1-3	3-9-12	4	15	0	6	2	36	
Chasity Myers	2-7	0-1	0-0	1-1-2	5	4	4	1	0	2	23
Colleen McCrea	1-7	0-1	0-3	0-1-1	1	2	7	5	0	5	35
Marlo Egleston	2-11	2-9	0-0	2-1-3	1	6	1	1	0	0	25
Tami McGlynn	0-0	0-0	1-2	1-0-1	1	1	0	0	0	0	2
Khadija Deas	0-0	0-0	0-0	0-0-0	0	0	0	1	0	1	7
TOTALS	22-70	5-22	3-10	12-22-34	19	52	18	13	6	12	200

SCORE BY PERIODS	1	2	F
Notre Dame	32	30	62
George Washington	25	27	52

Officials: Dennis DeMayo, Melissa Barlow, Frank Geiselman; Attendance: 2,678



**Tennessee 80 • Notre Dame 66
(National Semifinal)**

**March 28, 1997
Riverfront Coliseum (Cincinnati, Ohio)**

Notre Dame's storybook season and thrilling ride through the NCAA Tournament and into the Final Four came to an all too familiar ending as the Irish lost to eventual national champion Tennessee, 80-66 at Riverfront Coliseum in Cincinnati, Ohio before a sellout crowd of 16,714. For the 13th time in as many games and the second time this season, the Lady Vols were the victors.

Tennessee, the third seed in the Midwest Region, already had four national championships to its credit and was making its third straight Final Four appearance, reached its national semifinal contest against Notre Dame after upsetting top-ranked Connecticut in the regional final.

The game marked the second meeting of the 1996-97 campaign between the two teams. The Irish and Lady Vols met previously in the semifinals of the Preseason Women's National Invitation Tournament as Tennessee earned a 13-point decision 72-59.

Behind the 31-point performance of sophomore Chamique Holdsclaw, the Lady Vols were able to hold off the Irish for the victory. Holdsclaw shot 13 of 25 for the game, including hitting eight of 12 field goal attempts in the second half.

Both teams shot poorly in the first half as the Irish hit just 34.5 percent (10 for 29) from the field, while the Lady Vols made only 11 of 34 shots for 32.4 percent accuracy. Notre Dame led only once in the contest (2-0 at 18:37) and trailed by just one at the half, 29-28.

After falling behind by eight to start the second half, Notre Dame closed to within 45-43 on a Beth Morgan three-pointer with 10:51 left to play in the game. Tennessee, however, answered with a 21-9 burst that put the game away. In the run, Holdsclaw scored eight points, while freshman Kyra Elzy finished with 14 points and nine rebounds.

Turnovers proved costly for the Irish who committed 23 for the game. The Lady Vols capitalized on those mistakes scoring 21 points off of turnovers.

In her final performance in a Notre Dame uniform, Katryna Gaither recorded her 41st career double double as she scored 28 points and grabbed a game-high 13 rebounds. Morgan was the only other Notre Dame player in double figures with 18 points.

The Irish finished the season with a 31-7 record, the most wins and best winning percentage in school history.

Notre Dame	3-pt			REB	PF	TP	A	TO	BK	ST	Min
	FG-A	FG-A	FTA								
Beth Morgan	6-21	4-8	2-4	1-2-3	3	18	2	3	0	4	35
Rosanne Bohman	2-4	0-0	2-2	2-2-4	2	6	3	3	0	0	36
Katryna Gaither	10-15	0-0	8-8	4-9-13	4	28	1	4	0	0	37
Mollie Peirick	3-8	1-4	0-0	1-4-5	3	7	4	7	1	2	34
Jeannine Augustin	1-3	0-0	0-0	0-1-1	3	2	4	5	0	2	25
Sheila McMillen	1-5	1-4	0-0	0-0-0	3	3	0	0	0	0	26
Julie Henderson	1-1	0-0	0-0	1-1-2	0	2	0	1	0	0	5
Kari Hutchinson	0-0	0-0	0-0	0-0-0	0	0	1	0	0	0	2
TOTALS	24-57	6-16	12-14	11-23-34	18	66	15	23	1	8	200

Tennessee	3-pt			REB	PF	TP	A	TO	BK	ST	Min
	FG-A	FG-A	FTA								
Chamique Holdsclaw	13-25	0-1	5-6	2-3-5	2	31	3	2	2	4	36
Abby Conklin	4-5	3-4	0-0	1-2-3	3	11	0	0	0	0	17
Pashen Thompson	3-4	0-0	0-1	6-3-9	3	6	0	1	0	1	36
Kyra Elzy	4-10	0-0	6-8	2-7-9	2	14	1	2	0	5	26
Kellie Jolly	1-10	0-2	4-4	0-4-4	1	6	9	2	0	2	36
Niya Butts	1-3	0-0	0-0	1-0-1	2	2	0	1	0	0	5
Tiffani Johnson	3-7	0-0	0-2	3-4-7	3	6	0	1	1	2	28
Misty Green	1-7	1-4	0-0	2-0-2	0	3	0	1	0	0	10
Brynea Laxton	0-0	0-0	0-0	1-0-1	0	0	0	2	0	1	5
LaShonda Stephens	0-0	0-0	1-2	1-0-1	0	1	0	0	0	0	1
TOTALS	30-71	4-11	16-23	20-23-43	17	80	13	12	3	15	200

SCORE BY PERIODS	1	2	F
Notre Dame	28	38	66
Tennessee	29	51	80

Officials: John Morningstar, Scott Yarbrough, Judy Schneider; Attendance: 16,714



1998 NCAA Tournament

**Notre Dame 78 • SMS 64
(First Round)**

**March 13, 1998
Lubbock Municipal Coliseum
(Lubbock, Texas)**

For the third straight year, Notre Dame was playing its first-round NCAA Tournament game in the state of Texas. And for the second time in three years, the Irish were playing in Lubbock, Texas. In 1996, the Lubbock Municipal Coliseum was the site of Notre Dame's first-ever NCAA Tournament win when the Irish beat in-state rival Purdue.

Entering the 1998 tournament as the ninth seed in the Midwest Region, the Irish advanced to the second round for the third consecutive season with a 78-64 victory over eighth-seeded Southwest Missouri State. The win improved Notre Dame's NCAA tournament record to 5-1 in the state of Texas, including four straight wins.

Four of Notre Dame's five starters scored in double figures as the Irish shot 51.7 percent from the field for the game while holding the Lady Bears to just 39.6 field goal accuracy and forcing 25 turnovers.

Notre Dame trailed just once in the contest and held a double-digit lead for a majority of the contest.

Freshman Ruth Riley posted game-highs of 21 points and nine rebounds, while junior guard Sheila McMillen scored 13 points on the strength of three three-point field goals. Senior Mollie Peirick added 12 points and nine assists, while another rookie, Kelley Siemon, has 12 points and six rebounds.

Sophomore Niele Ivey was the only Irish starter not in double figures as she chipped in nine points, but made a game-high seven steals (the second most in an NCAA Midwest Region first or second round game).

Southwest Missouri State had four players in double figures and were led by freshman guard Jackie Stiles (15 points).

Notre Dame	3-pt			REB	PF	TP	A	TO	BK	ST	Min
	FG-A	FG-A	FTA								
Mollie Peirick	3-7	1-3	5-6	1-2-3	4	12	9	7	1	1	33
Kelley Siemon	5-8	0-0	2-4	3-3-6	2	12	1	4	0	3	26
Ruth Riley	10-16	0-0	1-1	4-5-9	4	21	0	2	4	2	24
Sheila McMillen	4-14	3-6	2-2	0-2-2	1	13	0	1	0	2	32
Niele Ivey	3-4	0-0	3-4	0-3-3	3	9	3	5	0	7	28
Danielle Green	3-6	0-0	1-4	1-1-2	2	7	2	2	0	2	23
Julie Henderson	0-0	0-0	0-0	0-0-0	0	0	0	0	0	0	1
Mary Leffers	0-0	0-0	0-0	0-0-0	0	0	0	0	0	0	1
Diana Braendly	2-3	0-0	0-0	2-3-5	1	4	0	2	2	2	14
Imani Dunbar	0-0	0-0	0-0	0-0-0	0	0	0	0	0	0	1
Kari Hutchinson	0-0	0-0	0-0	0-2-2	2	0	1	1	1	1	17
TOTALS	30-58	4-9	14-21	12-23-35	19	78	16	25	8	20	200

SMS	3-pt			REB	PF	TP	A	TO	BK	ST	Min
	FG-A	FG-A	FTA								
Sarah Singer	1-2	0-1	4-4	1-3-4	1	6	4	2	0	3	31
Lisa Davies	4-9	0-0	6-6	3-5-8	5	14	0	2	0	3	24
Roshonda Reed	6-14	0-0	1-2	2-3-5	1	13	2	4	0	2	35
Jackie Stiles	5-8	1-1	4-6	1-2-3	5	15	3	8	0	2	34
Yen Quach	0-2	0-1	0-0	0-1-1	1	0	1	1	0	1	11
Kimberly McDowell	0-3	0-0	0-1	2-1-3	2	0	0	2	3	1	18
Shannon Gage	0-0	0-0	0-0	0-0-0	0	0	0	0	0	0	7
Jamie Bartlett	4-12	4-10	2-2	0-2-2	1	14	2	1	0	0	24
Melody Campbell	0-0	0-0	0-0	0-1-1	3	0	1	3	0	0	4
Kenya Tuttle	0-0	0-0	0-0	0-0-0	0	0	0	0	0	0	1
Carly Deer	1-2	0-0	0-0	0-1-1	1	2	0	1	0	1	8
Rachel Johnson	0-1	0-0	0-0	0-0-0	0	0	0	1	0	0	3
TOTALS	21-53	5-13	17-21	11-20-31	20	64	13	25	3	13	200

SCORE BY PERIODS	1	2	F
Notre Dame	38	40	78
Southwest Missouri State	25	39	64

Officials: Lawson Newton, Carla Fujimoto, Brian Mikkelson; Attendance: 8,174



Notre Dame 74 • Texas Tech 59
(Second Round)

March 15, 1998
Lubbock Municipal Coliseum (Lubbock, Texas)

Notre Dame played spoiler for the second straight year as the Irish produced one of the biggest upsets of the 1998 NCAA Tournament by beating top-seeded and fifth-ranked Texas Tech 74-59 on the Lady Raiders' homecourt to advance to the Sweet 16 for the second consecutive year.

It was the second-ever meeting between the two schools. Two years previous, the two teams met in the second round of the '96 NCAA Tournament as the Lady Raiders eliminated the Irish 82-67.

This time, however, Notre Dame would not be denied. Before a hostile crowd of 8,174, Coach Muffet McGraw's squad, despite trailing by three at halftime (29-26) and playing most of the first half without the services of freshman Ruth Riley who picked up two fouls in the first 47 seconds of the game, did not lose its composure. The Irish used runs of 9-0 and 12-0 in the second half and shot 62.1 percent from the field (18-29) to outscore Texas Tech 48-30 in the final 20 minutes of the contest.

The Irish turned in a stellar defensive performance as they held the Lady Raiders to just 33.3 percent accuracy for the game, while holding Texas Tech to just 10 second half field goals (10-37 for 27.0 percent).

For the second straight game, Riley led the Irish in both scoring and rebounding as she finished with a game-high 23 points (all in the second half) and grabbed a team-best eight boards.

Texas Tech led 36-30 after Julie Lake connected on a three-point goal with 17:04 remaining. The Irish responded with nine consecutive points — seven by Riley — to take a 39-36 lead.

Notre Dame took the lead for good when junior guard Sheila McMillen connected on two free throws with 8:53 remaining to give the Irish a 45-44 advantage. That was the start of a 12-0 Irish spurt over the next 2:20 that gave Notre Dame a 55-44 lead. The Lady Raiders drew no closer than nine points the rest of the way.

McMillen and Kelley Siemon were the only other Irish players in double figures, netting 13 points and 10 points, respectively. Mollie Peirick finished with a game-high 11 assists.

The victory over fifth-ranked Texas Tech marked the highest-ranked opponent Notre Dame had beaten in the 21-year history of the program and enabled Notre Dame to join a list of eight other teams that advanced to both the 1997 and 1998 Regional Semifinals.

Notre Dame	3-pt			REB	PF	TP	A	TOBK	ST	MP	
	FG-A	FG-A	FTA								
Niele Ivey	3-5	1-1	0-0	1-34	2	7	4	4	0	5	31
Kelley Siemon	4-7	0-0	2-2	0-77	5	10	1	6	0	0	23
Ruth Riley	9-12	0-0	5-5	0-33	1	23	0	1	1	1	21
Mollie Peirick	1-6	0-4	0-0	1-56	2	2	11	6	0	1	34
Sheila McMillen	4-7	1-4	4-5	0-33	1	13	2	2	0	0	31
Danielle Green	3-8	0-0	0-0	1-12	1	6	0	1	0	4	24
Julie Henderson	1-5	0-0	2-2	1-01	3	4	1	0	0	1	14
Diana Braendly	3-5	0-0	3-5	1-67	4	9	1	1	3	1	18
Imani Dunbar	0-1	0-1	0-0	0-00	0	0	0	0	0	0	1
Kari Hutchinson	0-0	0-0	0-0	0-00	0	0	0	0	0	0	1
Meaghan Leahy	0-0	0-0	0-0	0-11	0	0	0	0	0	0	2
TOTALS	28-56	2-10	16-19	5-29-34	19	74	20	21	4	14	200

Texas Tech	3-pt			REB	PF	TP	A	TOBK	ST	MP	
	FG-A	FG-A	FTA								
Rene Hanebutt	1-8	0-7	2-2	3-14	2	4	4	3	0	5	36
Alicia Thompson	7-20	0-0	3-6	4-59	4	17	0	0	0	0	35
Angie Braziel	3-8	0-0	5-6	4-48	4	11	1	2	1	2	21
Melinda Schmuiker	1-4	1-4	0-0	0-11	0	3	5	1	0	1	30
Julie Lake	4-14	2-5	2-2	2-13	0	12	2	7	0	0	38
Katrisa O'Neal	1-3	0-1	1-2	0-11	3	3	4	3	0	1	12
Cara Gibbs	4-5	0-0	1-2	3-47	0	9	1	4	0	1	19
Keitha Dickerson	0-1	0-0	0-2	0-22	2	0	0	0	0	0	9
TOTALS	21-63	3-17	14-22	16-20-36	15	59	17	21	1	10	200

SCORE BY PERIODS	1 2 F		
	Notre Dame	26	48
Texas Tech	29	30	59

Officials: Eric Larson, Carla Fujimoto, Anita Miles; Attendance: 8,174

Notre Dame's second-round upset of top-seeded Texas Tech in Lubbock, Texas, in 1998 produced an exhilarating moment for Irish players.

Purdue 70 • Notre Dame 65
(Regional Semifinal)

March 21, 1998
Lubbock Municipal Coliseum (Lubbock, Texas)

Notre Dame's Midwest Regional semifinal contest against fourth-seeded Purdue marked the second meeting of the season between the two teams. Both teams entered the game with identical 22-9 records and the Boilermakers were looking to avenge a 77-71 loss they suffered to the Irish at the Joyce Center in early December.

Entering the game, Purdue held a 7-2 advantage in the series. The Lubbock Coliseum was the site of Notre Dame's first-ever win against Purdue in 1996 when the Irish upset the Boilermakers 73-60 in the first round of the NCAA Tournament.

For much of the game it looked like Notre Dame was going to make it two straight to capture its third win over its instate rival in the last four meetings, as the Irish held a 16-point lead (56-40) with 13:21 remaining the contest. A 22-5 run, however, by Purdue over a nine-minute stretch thwarted Notre Dame's bid to earn an appearance in a regional final for the second straight year.

The Boilermakers led for the first time in the contest with 4:13 in regulation when Ukari Figgs nailed a jumper which put Purdue up for good 62-61.

Purdue's Stephanie White, who was held to just five points in the early December matchup between the two teams, scored 22 points and grabbed nine rebounds to lead four Boilermakers in double figures. Figgs had 15 points, while Camille Cooper and Tiffany Young tossed in 14 and 11 points, respectively.

Notre Dame's Sheila McMillen, an AAU teammate of White's in high school, also finished with 22 points. She had 19 in the first half in helping Notre Dame build a 42-30 halftime advantage.


The Irish were dominant in the first 20 minutes of the contest hitting 50.0 percent of their shots and 87.5 percent of their free throws. In the second half, Notre Dame was its own worst enemy, making just nine of 27 attempts from the field (33.3 percent) and committing 13 turnovers.

Niele Ivey and Ruth Riley were the only Irish players in double figures with 12 and 10 points, respectively.

Notre Dame, which held a 42-34 advantage on the boards, was led by freshman Kelley Siemon who had a game-high and personal best 13 boards.

The Irish closed out their season with a 22-10 record, its fifth consecutive 20-win campaign, and finished 17th in the final USA Today/ESPN Coaches Poll.





1999 NCAA Tournament

Notre Dame 61 • Saint Mary's (Calif.) 57 (First Round)

March 13, 1999

Pete Maravich Assembly Center (Baton Rouge, La.)



Despite being ranked in the Top 10 for a school-record 16 consecutive weeks, Notre Dame found itself on the road in Baton Rouge, La., for the first and second rounds of the NCAA Tournament. The Irish, making their fourth consecutive NCAA appearance, earned their highest seed ever in six berths as the number-five seed in the West Regional.

Notre Dame, which reached the 20-win plateau in 1998-99 faster than any other Irish team, was without the services of starting point guard, Ivey, a junior, was averaging double figures and was leading the team in assists and steals, before tearing her left anterior cruciate ligament (ACL) in Notre Dame's win over Rutgers in the semifinals of the BIG EAST Tournament.

Ivey's loss proved significant as the Irish offense, which averaged 81.0 ppg. during the campaign, was held to its lowest point total of the season. Notre Dame escaped with a 61-57 victory in its first-ever meeting with Saint Mary's to advance to the second round. Coach Muffet McGraw's team, which trailed by five points with 2:22 left in the game, used an 11-2 run at the end of the contest to escape with the four-point win over the 12th-seeded Gaels.

Saint Mary's, which was making its first NCAA tournament appearance, led 55-50 before the Irish outscored the Gaels 9-2 in the game's final two minutes. Notre Dame owned a 27-18 lead at intermission and was up by double figures early in the second half, but Saint Mary's came back from an 11-point deficit with 14 minutes remaining to grab its first lead of the game on Stacey Berg's three-pointer with five minutes to play.

After the Gaels built the five-point lead, Kelley Siemon cut the deficit to 55-52 with two free throws. Senior Sheila McMillen, the school's career three-point leader, hit her third three-pointer of the contest, when she nailed a jumper from the right baseline.

Notre Dame made four of its six free-throw attempts in the final minute to seal the victory as the Irish advanced to the second round for the fourth consecutive year. Despite shooting just 36.2 percent from the field, their second worst shooting effort of the season, the Irish had three players in double figures. Ruth Riley had game highs of 16 points and seven rebounds, while McMillen added 15 and Danielle Green tossed in 12. Tracey Morris led the Gaels as she scored 15 points.

Notre Dame	3-pt			REB	PF	TP	A TO	B	ST	MP		
	FG-A	FG-A	FTA									
Niele Ivey	4-6	1-3	3-4	2-2	4	12	3	1	0	2	31	
Kelley Siemon	2-8	0-0	0-2	4-9	13	2	4	1	3	0	1	33
Ruth Riley	4-6	0-0	2-2	3-2	5	10	1	4	4	0	17	
Mollie Peirick	2-12	1-5	0-0	0-3	3	5	8	5	2	3	35	
Sheila McMillen	7-13	6-10	2-2	1-3	4	22	2	0	0	2	37	
Danielle Green	3-5	0-0	2-3	0-2	2	8	1	4	0	0	17	
Julie Henderson	0-0	0-0	0-0	1-1	2	0	0	0	2	1	0	9
Diana Braendly	1-6	0-0	0-0	1-2	3	4	2	1	1	1	0	11
Kari Hutchinson	1-1	0-0	0-0	0-2	2	2	0	1	0	0	10	
TOTALS	24-57	8-18	9-13	13-29	42	23	65	17	22	8	8	200

Purdue	3-pt			REB	PF	TP	A TO	BK	ST	Min		
	FG-A	FG-A	FTA									
Stephanie White	7-16	2-4	6-7	4-5	3	22	6	3	0	6	40	
Michelle Duhart	0-0	0-0	1-4	1-2	3	1	0	0	0	0	25	
Mackenzie Curless	2-6	0-0	0-0	0-3	0	4	0	1	0	0	24	
Ukari Figgs	5-10	1-5	4-6	0-4	2	15	4	3	0	2	39	
Tiffany Young	4-11	2-4	1-3	1-1	2	11	1	1	0	1	26	
Candi Crawford	0-0	0-0	0-0	0-0	0	0	0	0	0	0	3	
Katie Douglas	0-3	0-0	3-4	2-1	3	3	3	3	0	1	15	
Rachel Johnson	0-1	0-0	0-0	0-0	0	0	0	1	0	0	3	
TOTALS	23-55	5-13	19-35	12-22	34	13	70	14	12	2	11	200

SCORE BY PERIODS	1	2	F
Notre Dame	42	23	65
Purdue	30	40	70

Officials: Mary Whatford, Kim Balque, Charles Gonzalez; Attendance: 7,823

Saint Mary's	3-pt			REB	PF	TP	A TO	B	ST	MP		
	FG-A	FG-A	FTA									
Stacey Berg	3-3	2-2	0-0	2-3	5	8	0	2	1	2	27	
Jermisha Dosty	4-10	0-0	0-5	1-3	4	8	1	4	0	3	28	
Tracey Morris	6-15	0-2	3-4	4-2	2	15	3	1	0	0	34	
J.R. Payne	3-8	0-1	2-2	0-2	5	8	5	2	0	2	32	
Leslie Quintal	1-6	1-6	0-0	0-2	1	3	0	5	0	0	29	
Brianne Jolley	1-3	0-1	0-0	0-0	3	2	1	1	0	0	15	
Erin Abraham	1-3	0-0	0-0	0-2	4	2	0	0	0	1	7	
Mary Volmer	0-0	0-0	0-1	0-0	0	0	0	0	0	0	1	
Hilary Parker	0-0	0-0	0-0	0-0	0	0	1	0	0	0	3	
Jerkisha Dosty	4-9	0-0	3-3	3-3	3	0	4	0	0	3	11	
TOTALS	23-57	3-12	8-15	12-24	36	22	57	11	19	1	8	200

Notre Dame	3-pt			REB	PF	TP	A TO	BK	ST	Min		
	FG-A	FG-A	FTA									
Sheila McMillen	5-13	3-9	2-2	2-3	0	15	0	3	0	0	39	
Kelley Siemon	1-3	0-0	7-9	2-2	3	9	0	0	0	0	25	
Ruth Riley	5-6	0-0	6-9	2-5	4	16	1	3	1	1	29	
Sherisha Hills	1-7	1-4	2-2	0-2	1	5	7	4	0	3	38	
Danielle Green	3-11	0-0	6-8	2-3	3	12	0	3	0	3	29	
Ericka Haney	2-3	0-0	0-0	0-4	0	4	0	3	9	9	16	
Julie Henderson	0-2	0-0	0-0	0-2	3	0	0	2	0	0	16	
Diana Braendly	0-1	0-0	0-0	0-0	1	0	0	0	0	0	1	
Imani Dunbar	0-1	0-0	0-0	1-1	2	0	0	0	0	1	7	
TOTALS	21-53	5-13	17-21	11-20	31	20	61	13	25	3	13	200

SCORE BY PERIODS	1	2	F
Saint Mary's	18	39	57
Notre Dame	27	34	61

Officials: Richard Moreno, Bryan Enterline, Paula Rodriguez; Attendance: 2,746



2000 NCAA Tournament

**Notre Dame 87 • San Diego 61
(First Round)**

**March 17, 2000
Joyce Center (Notre Dame, Ind.)**

**LSU 74 • Notre Dame 64
(Second Round)**

**March 15, 1999
Pete Maravich Assembly Center (Baton Rouge, La.)**

Seemingly on its way to a third consecutive appearance in the NCAA Sweet Sixteen, Notre Dame's high-scoring offense stumbled in the final eight minutes of its matchup with fourth-seeded and 21st-ranked LSU. Leading 59-51 with 8:32 remaining in the contest, the Irish managed just two field goals and a free throw as LSU outscored the Irish 23-5 en route to the 74-64 second-round victory.

Notre Dame, which shot 55.3 percent from the field in the contest and 59.1 percent in the second half, committed 29 turnovers in the contest. The Irish, however, managed just 47 field-goal attempts. Notre Dame's defense held the Tigers to 40.4 percent shooting for the game and forced 16 turnovers, but LSU came up with big plays in the final minutes of the contest to earn its first-ever appearance in a regional semifinal.

Notre Dame trailed 38-32 at halftime, but went on a 10-0 run to start the second half as the Irish opened up a four-point advantage with 15:28 left in the contest on Ruth Riley's basket. LSU point guard Latasha Dorsey, who scored 15 of her game-high 24 points in the second half, knotted the contest at 45-45 with 13:34 remaining with a three-pointer from the top of the key.

Following Dorsey's basket, the Irish outscored LSU 14-5 to open up the eight-point lead with just over eight minutes remaining in the game. Riley, who led the Irish with 20 points and a game-high 10 rebounds, had seven points in the run. After Riley's basket, LSU mounted its comeback with a 15-3 run that opened up a four-point advantage with just under two points to play. Notre Dame managed just one field goal and a free throw in a seven-minute span. The 10-point margin of victory for the Tigers was their largest lead of the contest.

In addition to Riley, Danielle Green and Kelley Siemon finished in double figures with 19 and 10 points, respectively. Sheila McMillen, playing her final game in an Irish uniform, had nine points.

Notre Dame's 26-5 record was its best in terms of winning percentage (.839).

Notre Dame	3-pt			REB	PF	TP	A	TO	B	ST	MP
	FG-A	FG-A	FT-A								
Sheila McMillen	3-8	3-8	0-0	0-4-4	4	9	0	3	1	1	40
Kelley Siemon	4-6	0-0	2-4	1-4-5	5	10	1	2	0	0	28
Ruth Riley	8-10	0-0	4-5	1-9-10	3	20	4	7	3	2	36
Sherisha Hills	0-3	0-2	1-2	0-1-1	2	1	6	8	0	3	33
Danielle Green	9-15	0-1	1-2	0-3-3	2	19	2	3	0	0	38
Ericka Haney	2-5	0-0	1-2	2-4-6	2	5	0	1	0	2	20
Julie Henderson	0-0	0-0	0-0	0-0-0	0	0	0	0	0	0	4
Imani Dunbar	0-0	0-0	0-0	0-0-0	1	0	0	0	0	0	1
TOTALS	26-47	3-11	9-15	4-30-34	19	64	13	27	4	8	200

LSU	3-pt			REB	PF	TP	A	TO	BK	ST	Min
	FG-A	FG-A	FT-A								
April Brown	3-10	2-3	4-4	2-2-4	0	12	2	1	0	0	39
Katrina Hibbert	6-13	1-3	2-3	1-4-5	3	15	3	3	0	3	27
DaTrina White	1-2	0-0	4-6	1-2-3	5	6	0	2	1	0	16
Marie Ferdinand	4-13	0-0	3-4	1-3-4	2	11	2	4	0	2	40
Latasha Dorsey	7-12	5-7	5-6	2-4-6	2	24	3	3	0	5	40
Kisha James	0-4	0-2	0-0	0-1-1	2	0	5	2	0	1	17
Ashley Bankston	0-1	0-0	0-0	0-0-0	0	0	1	1	0	0	5
Rachel Johnson	2-2	0-0	2-2	0-1-1	2	0	0	1	0	0	16
TOTALS	23-57	8-15	20-25	8-19-27	16	74	16	16	1	13	200

SCORE BY PERIODS	1	2	F
Notre Dame	32	32	64
LSU	38	36	74

Officials: James Balque, James Marino, Bryan Enterline; Attendance: 2,890



Wearing green jerseys for the fourth time that season, the Irish, the No. 2 seed in the Mideast Region, advanced to the second round of the NCAAs with an 87-61 victory over No. 15 seed San Diego.

Four Notre Dame players scored in double figures as the Irish shot a season-high 63.6 percent from the field, connecting on 28 of their 44 attempts. Ruth Riley and Niele Ivey each scored 14 points in the contest, while Kelley Siemon came off the bench to score 13 points making all five of her field goal attempts. Riley hit seven of her eight shot attempts and led all rebounders in the contest with five. Danielle Green added 12 points in the victory. Susie Erpelding finished with a game-high 19 points, while Maria Perez-Barris finished with 16 points as the Toreros ended their season with a final record of 17-13.

Notre Dame, which never trailed in the contest, led by 11 (42-31) at halftime. The Irish broke open the game in the first 10 minutes of the second half as they outscored San Diego 22-11. Coach Muffet McGraw's squad, which won its first round NCAA Tournament game for the fifth consecutive year, owned a 32-19 rebounding advantage in the contest.

The Irish reached the 26-win mark with the victory, marking the second straight season with 26 victories (the second most in school history).

San Diego	3-pt			REB	PF	TP	A	TO	B	ST	MP
	FG-A	FG-A	FT-A								
Kerri Nakamoto	1-7	1-7	0-0	0-1-1	0	3	3	1	0	2	32
Maria Perez-Barris	4-7	2-3	6-6	1-1-2	5	16	0	1	0	1	23
Jessica Gray	2-8	0-0	4-6	1-3-4	5	8	1	2	0	2	26
Melissa Glazebrook	2-6	1-3	1-3	0-2-2	3	6	4	5	0	0	33
Susie Erpelding	7-11	3-6	2-2	1-2-3	2	19	3	5	0	2	31
Andrea Burns	0-0	0-0	0-0	1-0-1	1	0	0	1	0	0	2
Marie Plocher	0-0	0-0	0-0	0-0-0	0	0	0	2	0	0	2
Janeene Arenden	0-1	0-0	0-0	0-0-0	1	0	1	0	0	0	3
Robyn Fortney	1-3	1-2	2-2	1-1-2	3	5	0	1	0	0	18
Jamie Lucia	0-1	0-0	0-0	0-0-0	2	0	0	1	0	0	3
Erin Malich	2-3	0-0	0-0	0-0-0	2	4	0	3	1	0	18
Jen Wedo	0-0	0-0	0-0	0-0-0	0	0	0	0	0	0	1
Erin Epperson	0-2	0-0	0-0	0-1-1	1	0	0	0	0	0	8
TOTALS	19-49	8-21	15-19	7-12-19	25	61	12	22	2	7	200

Notre Dame	3-pt			REB	PF	TP	A	TO	BK	ST	Min
	FG-A	FG-A	FT-A								
Alicia Ratay	0-1	0-0	4-4	1-2-3	2	4	0	0	0	0	25
Julie Henderson	3-6	0-0	2-2	1-3-4	3	8	4	3	3	3	21
Ruth Riley	7-8	0-0	4-4	1-4-5	2	14	2	3	3	0	21
Danielle Green	4-6	0-0	4-4	1-2-3	1	12	5	2	0	1	26
Niele Ivey	4-10	3-5	3-4	0-1-1	1	14	3	4	0	3	27
Ericka Haney	2-4	0-0	3-4	1-2-3	2	7	1	2	0	3	21
Karen Swanson	1-1	0-0	1-1	1-0-1	0	3	0	1	0	0	3
Monique Hernandez	2-2	0-0	1-2	0-0-0	0	5	0	2	0	2	7
Amanda Barksdale	0-1	0-0	2-2	0-1-1	1	2	0	0	1	0	7
Imani Dunbar	0-0	0-0	3-6	0-1-1	1	3	0	2	0	1	5
Mecaghan Leahy	0-0	0-0	2-2	0-1-1	2	2	3	2	0	0	2
Kelley Siemon	5-5	0-0	3-5	2-4-6	2	13	2	0	0	0	5
TOTALS	28-44	3-5	28-36	8-24-32	17	87	20	21	4	14	200

SCORE BY PERIODS	1	2	F
San Diego	31	30	61
Notre Dame	42	45	87

Officials: Joe Cunningham, Terri Maddock, Dee Marrera; Attendance: 5,195

Kelley Siemon came off the bench to score 13 points and grab a game-high six rebounds in Notre Dame's 87-61 win over San Diego to open the 2000 NCAA Tournament.



Notre Dame 95 • George Washington 60
(Second Round)

March 19, 2000
Joyce Center (Notre Dame, Ind.)

Niele Ivey scored a season-high 23 points to lead all five Notre Dame starters in double figures as the Irish posted a 95-60 win over George Washington to advance to the Sweet Sixteen of the NCAA Tournament for the third time in four years. The 95 points and 35-point margin of victory were the most by an Irish team in the NCAA Tournament.

Danielle Green was the spark for Notre Dame in the first half scoring all 16 of her points in the first 20 minutes of the contest as the Irish built a 43-25 half-time lead. Julie Henderson recorded her second double-double of the season as she scored 14 points and grabbed 10 rebounds. Ruth Riley, on the bench for most of the second half because of foul trouble, finished with 14 points and nine rebounds.

Alicia Ratay, who was held without a field goal against San Diego, hit three three-pointers in the contest and finished with 11 points. Kelley Siemon tied her career high with 14 rebounds in the game.

Notre Dame shot 51.9 percent from the field and limited George Washington to just 28.3 percent for the game. The Colonials, who missed 16 straight shots in the first half converted just 26.7 percent of their attempts in the first half. After trailing 8-5 less than four minutes into the contest, Notre Dame went on a 21-4 run as the Irish built a 26-12 lead with six minutes to play before intermission.

The Irish dominated the Colonials on the boards, out rebounding George Washington 54-28, its largest rebounding differential of the season.

Notre Dame went to the free throw line 45 times in the game as the Irish tied the school record for most free throws made (33). A total of 53 fouls were called in the game. George Washington went to the line 29 times and converted 19 of those attempts.

	3-pt																		
George Washington	FG-A	FG-A	FT-A	REB	PF	TP	A	TO	B	ST	MP								
Erica Lawrence	0-5	0-0	0-0	1-2-3	2	0	0	2	0	2	14								
Starr Jefferson	1-3	0-0	1-2	1-0-1	5	3	0	2	0	2	0								
Petra Dubovcova	0-9	0-2	8-12	1-7-8	3	8	1	2	0	3	28								
Marlo Egelston	4-8	3-6	2-3	0-0-0	5	13	2	1	0	2	25								
Elisa Aguilar	6-11	3-4	0-0	2-1-3	3	15	1	2	0	2	29								
Cathy Joens	1-5	0-3	2-2	2-1-3	2	4	0	2	0	1	16								
Kristeena Alexander	1-7	0-4	6-9	1-1-2	3	8	3	3	0	4	24								
Katarina Baskova	1-2	0-1	0-0	1-0-1	0	2	0	0	0	0	5								
Lindsey Davidson	1-2	1-2	0-1	0-2-2	4	3	5	3	0	1	19								
Corrin Reid	2-5	0-0	0-0	0-0-0	2	4	0	0	0	1	15								
Leslie Carlson	0-3	0-0	0-0	0-0-0	1	0	0	0	0	1	11								
TOTALS	17-60	7-22	19-29	12-16-28	30	60	12	19	0	17	200								

	3-pt																		
Notre Dame	FG-A	FG-A	FT-A	REB	PF	TP	A	TO	B	ST	MP								
Alicia Ratay	3-7	3-6	2-2	0-4-4	4	11	4	1	0	1	32								
Julie Henderson	6-9	0-0	2-5	6-4-10	4	14	3	5	1	1	29								
Ruth Riley	4-8	0-0	6-8	2-7-9	4	14	0	2	0	1	17								
Danielle Green	4-7	0-0	8-10	3-4-7	2	16	2	7	0	0	29								
Niele Ivey	5-8	3-6	10-12	0-2-2	2	23	1	3	0	5	35								
Ericka Haney	2-3	0-0	0-0	1-3-4	2	4	0	1	0	0	15								
Karen Swanson	1-1	0-0	0-0	0-0-0	0	2	0	0	0	0	2								
Monique Hernandez	0-2	0-0	0-0	0-0-0	1	0	0	2	0	1	10								
Amanda Barksdale	1-2	0-0	0-0	0-1-1	0	2	0	0	0	0	3								
Imani Dunbar	0-0	0-0	2-2	0-0-0	0	2	1	0	0	0	4								
Meaghan Leahy	1-1	0-0	0-0	2-1-3	0	2	0	0	0	0	4								
Kelley Siemon	1-6	0-0	3-6	4-10-14	4	5	5	4	0	2	20								
TOTALS	28-54	6-12	33-45	18-36-54	23	95	16	25	1	11	200								

SCORE BY PERIODS	1	2	F
George Washington	25	35	60
Notre Dame	43	52	95

Officials: Joe Cunningham, Teresa Dahlem, Terri Maddock; Attendance: 5,521

Texas Tech 69 • Notre Dame 65
(Regional Semifinal)

March 25, 2000
The Pyramid (Memphis, Tenn.)

Notre Dame, making its third appearance in the Sweet Sixteen in the last four years, jumped out to an early 17-0 lead, and despite leading by five points at halftime, could not maintain the lead as the second-seeded Irish fell to third-seeded Texas Tech 69-65 in the Midwest Regional semifinals.

The matchup marked the third meeting between the two schools. Previously, the Irish and Texas Tech had met in the second round of the NCAA Tournament with both meetings taking place in Lubbock, Texas. This would be the first time the two teams would be facing each other on a neutral court.



Julie Henderson notched her second double-double of the 2000 season with 14 points and 10 rebounds in Notre Dame's 95-60 NCAA Tournament second-round win over George Washington.

Despite having four players in double figures and having the advantage in nearly every statistical category, the Irish fell victim to their 25 turnovers. Ruth Riley, who fouled out of the game, led all scorers with 19 points and grabbed seven rebounds. Seniors Danielle Green and Julie Henderson, playing in their final collegiate contests, scored 15 and 10 points each, respectively, while sophomore Ericka Haney also chipped in 10 points.

The Irish built their 17-0 advantage with 13:31 and it wasn't until 7:02 into the contest that Texas Tech scored its first basket. Notre Dame, however, would go 9:19 without a point as the Lady Raiders tied the score at 17-17 with 4:40 to play on Keitha Dickerson's jumper. The Irish ended the scoring drought when Haney nailed a jumper from the top of the key. The two teams traded baskets twice before Notre Dame closed the second half with a 7-2 run that provided a 28-23 half-time advantage.

Coach Muffet McGraw's squad led for most of the first 10 minutes of the second. Melinda Schmucker-Pharies' three-pointer with 9:55 to play in the game resulted in the fourth tie of the contest at 46-46. Riley's jumper knotted the game at 50-all for the sixth tie of the afternoon with 7:58 left in regulation.

Texas Tech led by as many as five late in the game as the Irish lost for just the second time in 1999-2000 after leading at the break. The Lady Raiders were paced by four players in double figures and were led by Aleah Johnson's 18 points.

The loss ended Notre Dame's season at 27-5 with the 27 wins representing the second most in the program's 23-year history.

	3-pt																		
Texas Tech	FG-A	FG-A	FT-A	REB	PF	TP	A	TO	BK	ST	Min								
Aleah Johnson	7-13	0-0	4-7	4-4-8	2	18	2	3	0	0	30								
Keitha Dickerson	5-9	0-1	2-3	1-4-5	4	12	3	6	1	3	30								
Plenette Pierson	4-12	0-0	5-6	4-5-9	4	13	0	5	2	0	25								
Katrisa O'Neal	3-13	0-0	2-4	4-0-3	2	8	4	2	0	0	39								
Melinda Pharies	4-10	2-6	1-1	0-3-3	4	11	7	3	0	2	40								
Amber Parr	1-4	1-3	0-0	1-2-3	3	3	1	1	0	0	21								
Tanisha Ellison	2-3	0-0	0-0	0-2-2	2	4	1	1	0	0	15								
TOTALS	26-64	3-10	14-21	16-20-36	36	69	18	21	3	5	200								

	3-pt																		
Notre Dame	FG-A	FG-A	FT-A	REB	PF	TP	A	TO	BK	ST	Min								
Julie Henderson	5-6	0-0	0-0	3-5-8	3	10	3	4	1	2	33								
Ruth Riley	8-12	0-0	3-4	1-6-7	5	19	1	3	4	0	27								
Niele Ivey	1-9	1-5	4-4	1-3-4	2	7	4	5	0	6	36								
Alicia Ratay	1-7	0-2	0-1	2-2-4	1	2	4	3	0	0	30								
Danielle Green	4-11	0-0	7-10	3-2-5	3	15	1	6	0	1	35								
Ericka Haney	5-9	0-0	0-0	1-3-4	4	10	0	2	2	0	23								
Karen Swanson	1-1	0-0	0-0	0-0-0	0	2	0	0	0	0	2								
Monique Hernandez	0-0	0-0	0-0	0-0-0	0	0	0	0	0	0	1								
Amanda Barksdale	0-0	0-0	0-0	0-0-0	0	0	0	0	0	0	1								
Kelley Siemon	0-0	0-0	2-2	1-1-2	2	2	0	2	0	1	14								
TOTALS	24-54	1-7	16-21	14-25-39	20	95	13	25	7	10	200								

SCORE BY PERIODS	1	2	F
Texas Tech	23	46	69
Notre Dame	28	37	65

Officials: John Morningstar, Doc Sisk, Kim Watt; Attendance: 8,093

