

NOTRE DAME

FIGHTING IRISH

KASEY O'CONNOR

KRISTINA WRIGHT

DANI MILLER

ALEXA MALDONADO

2012

SOFTBALL



UND.com



LEARN Like A CHAMPION

6,000
366
221
49
22
20
17

Total community service hours by Irish teams in 2010-11

BIG EAST Academic All-Stars in 2010-11

Academic All-Americans

Postgraduate Scholars

Irish teams with GPA of 3.00 or higher in 2010-11

Irish teams with 100% graduation rate in 2010-11

Irish teams honored by NCAA for APR in 2010-11

ALL ABOUT THE IRISH

All About the Irish.....	4-8
--------------------------	-----

2012 SEASON PREVIEW

Preview	10-11
Team Roster / Team Photo.....	12
Preseason Information	13
T.V. Roster.....	14

STUDENT-ATHLETES

Alexa Maldonado.....	16-17
Dani Miller	18-19
Kasey O'Connor	20
Kristina Wright	21
Jackie Bowe.....	22
Amy Buntin	23
Kathryn Lux.....	24
Brittany O'Donnell	25
Kelsey Thornton.....	26
Chloe Saganowich	27
Lauren Stuhr.....	28
Monica Torres.....	29
Laura Winter	30
Katey Haus / Emilee Koerner.....	31
Jenna Simon / Cassidy Whidden.....	32

COACHING STAFF

Head Coach Deanna Gumpf	34-35
Assistant Coach Kris Ganeff	36
Assistant Coach Lizzy Lemire.....	37
Support Staff	38

2011 SEASON IN REVIEW

Season in Review	39-41
Results	42
Statistics.....	43
BIG EAST Standings.....	44

OPPONENTS

All-Time Series Records.....	48
Series vs. Opponents.....	49-61
On the Road with the Irish.....	62

HISTORY AND RECORDS

All-Time Results.....	64
Honors and Awards.....	65-66
All-Americans.....	67-69
Career Records.....	70-71
Season Records	72-73
Season / Game Records.....	76
No-Hitters.....	77
Statistical Leaders	78
Year-by-Year Team Statistics.....	79
Year-by-Year Results	80-87
NCAA Tournament	88
BIG EAST Championship.....	89
All-Time Roster.....	90-91
All-Time Roster (numerical).....	92
Melissa Cook Stadium.....	93
Melissa Cook Stadium Records.....	94
The BIG EAST Conference.....	95

MEDIA INFORMATION

The Notre Dame Media Relations Office is always interested in assisting members of the media in their coverage of the Irish softball team. Publicity and media information for the Notre Dame softball team is handled by assistant media relations director Alan George.

Photographs, feature ideas and results are available to the media. For softball information and interviews, please contact George at 574.631.3397. Requests to interview coaches and student-athletes must be arranged through the SID office and should be made at least 24 hours in advance.

CREDITS

The 2012 Notre Dame Softball Media Guide was written and edited by assistant media relations director Alan George. Editorial assistance was provided by Russell Dorn, Sam Hovland, Pat Mulhern, Aaron Horvath, Brent Henningfeld and Dan Collier. Special thanks to Joe Prisco, Alan Wasielewski, Pete LeFleur, the BIG EAST Conference and all opponent SIDs for their contributions to the guide.

Graphic design and page layout by Cathy Scholz, C Graphics. Inside and outside cover design by Cathy Scholz, C Graphics.

Photos appear courtesy of Mike Bennett and Eric Szajko (Lighthouse Imaging), Matt Cashore, Marcus Snowden, Charles McBride, Rudy Yanos, Angela Addington, Heather Gollatz, Pete LaFleur, Alan Wasielewski, Joe Raymond, Shelley Feller, Jim Burgess, Dennis George, Alan George and the BIG EAST Conference.



Quick Facts

University

Location.....	Notre Dame, Ind. 46556
Founded.....	1842
Enrollment.....	8,437 (undergraduate) / 11,985 (total)
Nickname.....	Fighting Irish
Colors.....	Gold and Blue
Fight Song.....	Notre Dame Victory March
Conference.....	BIG EAST
Facility.....	Melissa Cook Stadium (1,250)
Dimensions.....	200-220-200
President.....	Rev. John I. Jenkins, C.S.C.
Provost.....	Thomas G. Burish
Executive Vice President.....	John Affleck-Graves
NCAA Faculty Representative.....	Patricia Bellia

Athletics Department

Director of Athletics.....	Jack Swarbrick (Notre Dame '76)
Softball Administrator.....	Monica Cundiff
E-mail.....	mcundiff@nd.edu
Office.....	574.631.6107

Coaching Staff

Head Coach.....	Deanna Gumpf (Nebraska '93)
Record at Notre Dame.....	425-176-1 (.707) / 10 seasons
Overall career record.....	425-176-1 (.707) / 10 seasons
Assistant Coach.....	Kris Ganefff (Notre Dame '99)
E-mail.....	kmcdear@nd.edu
Office.....	574.631.9125
Assistant Coach.....	Lizzy Lemire (Notre Dame '01)
E-mail.....	elemire@nd.edu
Office.....	574.631.8295
Volunteer Assistant Coach.....	Dawn Austin (Penn State '93)
Senior Staff Assistant.....	Julie Deschaine
E-mail.....	softball.1@nd.edu
Office.....	574.631.4840

Media Relations

Address.....	112 Joyce Center
	Notre Dame, Ind. 46556-5678
Office.....	574.631.7516
Web site.....	www.und.com
Twitter.....	@und_com
Twitter (Softball).....	@NDsoftball
Facebook.....	facebook.com/NotreDameAthletics
Facebook (Softball).....	facebook.com/NDsoftball
Senior Associate AD.....	John Heisler
Assistant Athletics Director / SID.....	Bernadette Cafarelli
Senior Administrative Assistant.....	Susan McGonigal
Director of Football Media Relations.....	Brian Hardin
Associate SID.....	Tim Connor
Associate SID.....	Chris Masters
Assistant SID.....	Michael Bertsch
Assistant SID.....	Sean Carroll
Media Relations Assistant.....	Russell Dorn
Media Relations Assistant.....	Brent Henningfeld
Assistant SID / Softball.....	Alan George (@NDsidJorge)
E-mail.....	ageorge2@nd.edu
Office.....	574.631.3397
Cell.....	574.340.3977
Fax.....	574.631.7941
Pressbox.....	574.631.5048

Softball Information

Overall record (2011).....	46-11
Home.....	18-2
Road.....	14-2
Neutral.....	14-7
BIG EAST regular season / finish.....	19-1 / 1st
BIG EAST Tournament finish.....	3rd
Final ranking.....	RV (NCA / ESPN.com)
Last postseason appearance.....	2011 NCAA Regionals
Last postseason opponent.....	Michigan (L, 9-8)
Starters returning / lost.....	4 / 6
Pitchers returning / lost.....	3 / 1
Monogram winners returning / lost.....	12 / 8
Top returners.....	Alexa Maldonado / OF / Sr. (.413 avg., 74 H, 55 R, 14 2B, 3 3B, 4 HR, 25 RBI, 20 SB)
	Dani Miller / IF / Sr. (.333 avg., 58 H, 21 R, 7 2B, 11 HR, 37 RBI, 563 slg.)
	Amy Buntin / OF / Jr. (.316 avg., 37 H, 23 R, 3 2B, 3 HR, 16 RBI)
	Laura Winter / P / So. (25-4, 2.42 ERA, 28 GS, 12 CG, 3 SHO, 179.1 IP, 216 SO)
Key losses.....	Sadie Pitzenberger / OF (.472 avg., 42 H, 6 R, 8 2B, 2 2B, 15 RBI)
	Heather Johnson / 3B (.383 avg., 67 H, 11 2B, 12 HR, 64 RBI, 651 slg.)
	Alexia Clay / C (.375 avg., 54 H, 44 R, 13 2B, 7 HR, 39 RBI, 24 BB)
	Brianna Jorgensborg / OF (.316 avg., 42 H, 35 R, 10 2B, 2 3B, 6 HR, 29 RBI, 12 SB)
	Jody Valdivia / P (10-5, 2.85 ERA, 18 GS, 6 CG, 2 SHO, 103 IP, 111 SO)
Newcomers.....	Katey Haus / IF (Oceanside, Calif. / Vista)
	Emilee Koerner / OF (Tustin, Calif. / Foothill)
	Jenna Simon / IF (Granger, Ind. / Penn)
	Cassidy Whidden / C (Parish, Fla. / St. Stephen's)
All-BIG EAST returnees.....	3 Maldonado (1st), Winter (1st), O'Donnell (2nd)
NCAA All-Great Lakes Region returnees.....	4 Maldonado (1st), Miller (1st), Winter (2nd)
NCAA All-American returnee.....	1 Miller (3rd)

Program History

First season.....	1989 / 23 seasons
Overall record.....	937-422-3 (.689) / 23 seasons
Total Games.....	1,362
NCAA Championship appearances.....	16 (13 consecutive)
BIG EAST regular season.....	262-47 (.848) / 16 seasons
BIG EAST regular season titles.....	13 (last in 2011)
BIG EAST Championship.....	33-19 (.635) / 16 seasons
BIG EAST Championship titles.....	6 (last in 2009)
Winning seasons.....	23 (23 consecutive)
30+ win seasons.....	23
40+ win seasons.....	13
50+ win seasons.....	1
NCAA All-America honorees.....	20
NCAA All-Region honorees.....	68
All-BIG EAST accolades.....	109 (since 1996)
BIG EAST Player of the Year awards.....	9
BIG EAST Pitcher of the Year awards.....	8
BIG EAST Coaching Staff of the Year awards.....	6

UNIVERSITY OF NOTRE DAME

FIGHTING IRISH



ALL ABOUT THE IRISH

Over 130 women have taken the field for the Notre Dame softball program since its inception in 1989. The Irish have posted 23 winning seasons in as many years with 13 consecutive trips to the NCAA Tournament. In addition, Notre Dame has earned 109 individual all-BIG EAST accolades since joining the league in 1996.

ACADEMIC ALL-AMERICANS

Notre Dame's softball team has been well represented on the CoSIDA Academic All-America teams since 1993, when Casey McMurray became the first Irish honoree. Since that season, a Notre Dame player has earned Academic All-America honors on 17 occasions, including four first-team selections. In 2002, Jarrah Myers was named college softball's Academic All-American of the Year.

Stephanie Brown earned second team ESPN The Magazine Academic All-America honors following the 2006 and 2007 seasons. Christine Lux, the program's career home run leader, was also named to the second team in 2010. Lux was a member of Notre Dame's Rosenthal Leadership Academy and was a recipient of the Byron V. Kanaley Award, the most prestigious honor awarded to a Notre Dame student-athlete.

ALKIRE, MELANIE

One of the greatest Notre Dame sluggers set the previous single-season home run mark in 2000. That mark of 13 was later tied by Jarrah Myers during the 2002 campaign. Alkire also has the single-season mark for RBI (64) and slugging percentage (.665). The former shortstop still sits among the top-10 in virtually all of Notre Dame's career batting categories including hits (260), runs (129), batting average (.340), doubles (49), home runs (30), RBI (167) and walks (61).

ALL-AMERICANS

Notre Dame has seen 14 different players earn All-America honors from the National Fastpitch Coaches Association (NFCA) since 1994: Dani Miller (2011), Heather Johnson (2011), Katie Fleury (2010), Christine Lux (2009), Stephanie Brown (2006), Melanie Alkire (2000), Megan Ciolli (2004, 2005), Terri Kobata (1994, 1995), Jenny Kriech (2001), Andrea Loman (2002, 2003), Katie Marten (1995, 1996), Jarrah Myers (2001, 2002), Kristin Schmidt (2001) and Jennifer Sharron (2000, 2001).

ALL-TIME RECORD

Entering the 2012 season, Notre Dame softball has posted 937 wins in 23 seasons – just over 40 wins per year – and has never finished a campaign

with a win total less than 30. The Irish have won over two-thirds of their games and have never had a losing record as the team enters its 24th season of competitive softball. The program boasts an overall record of 937-422-3 (.689).

BIG EAST CONFERENCE

In Notre Dame's first season of BIG EAST Conference competition (1996) Liz Miller guided her team to the league's South Division title with a 19-1 record. When the Irish first joined the conference, they faced each divisional team in a pair of double-headers over the course of a two-day weekend. The formula changed in 1998, as the games were dropped to just a single doubleheader followed by a solo contest the next day. The conference adopted its current format in 1999, which pits each team in a single-day doubleheader.

Notre Dame is currently 262-47 (.848) in BIG EAST Conference regular-season competition. They finished the 1999 (16-0) and 2001 (20-0) conference schedules with perfect records and have claimed the regular-season title in 13 of the last 16 seasons.

Notre Dame broke through with its first BIG EAST Tournament title in 1999 led by the event's Most Outstanding Player, Jennifer Sharron. The Irish repeated in 2000, then fell to fourth in 2001 before claiming the title in 2002 and 2003. The 2003 team pounded out 21 runs during the tournament and earned the title on Andrea Loman's walk-off home run in the bottom of the ninth inning against Villanova. Loman would go on to earn the tournament's Most Outstanding Player award. The 2006 season produced another championship, as the Irish saddled the strong pitching of Most Outstanding Player Heather Booth to hoist the hardware. It was Notre Dame's fifth BIG EAST Tournament crown, and was followed by a runner-up finish in 2007. Notre Dame brought home the league trophy once again in 2009. In all, Notre Dame has posted a record of 33-19 (.635) over the course of 16 league tournaments.

Notre Dame is one of only two BIG EAST teams that have won at least 18 league games in a single season. The Irish have accomplished the feat on five occasions since 2001, after first reaching the 18-win

mark in 1996. In 2009, both Notre Dame (19-4) and Louisville (19-5) reached the 19-win mark. Notre Dame went 19-1 in 2011.

Notre Dame has seen a team member earn the BIG EAST Conference's top player award on nine occasions. Melanie Alkire won the award in 1999 and 2000, followed by Lizzy Lemire (2001), Jarrah Myers (2002), Andrea Loman (2003) and Megan Ciolli (2004). Meghan Murray also was a two-time honoree, winning the league's top award in 1996 and 1997. Heather Johnson (2011) was the most recent winner of the top award.

Eight players have earned the league's Pitcher of the Year award, five have garnered Rookie of the Year nods, and the coaching staff has been named the top in the conference on six occasions. All-BIG EAST accolades have been passed out to Irish players on 109 occasions since 1996.

BOOTH, HEATHER

One of the most durable pitchers to ever play at Notre Dame, Booth averaged 225.0 innings/season including a school-record 261.1 during the 2006 campaign. Booth finished her career ranked among the top-three pitchers on the all-time record list in six single-season categories (appearances, games started, wins, complete games, innings pitched and strikeouts) and topped the Notre Dame career record books in appearances, games started, wins, complete games and innings pitched.

CAPTAINS

In the 23-year history of Irish softball, a total of 47 different student-athletes have served as team captains. Among that group, six have served as multi-year captains. The two-time captains are Ruth Kmak (1990, 1992), Jennifer Sharron (2000-01), Danielle Klayman (2000-01), Katie Laing (2007-08), Brittney Bargar (2008-09), Linda Kohan (2008-09) and Heather Johnson (2010-11).

CIOLLI, MEGAN

One of the top players in program history, she concluded her career in 2005 with an NFCA All-America honor. She also was an ESPN The Magazine Academic All-District member in her final season. Ciolli was a four-time first-team All-BIG EAST selection – making her one of only four Irish softball players to gain the honor as many times – and was named the BIG EAST Player of the Year in 2004. A two-time NFCA third-team All-American and 2005 captain, Ciolli finds her name atop the all-time leaders in both career hits (284) and stolen bases (76).

DRAMATIC HOME RUNS

Notre Dame has had its fair share of dramatic home runs in its 21-year history – shots late in contests that have tied the game or put the Irish ahead on the scoreboard.

Liz Hartmann has been at the plate for many of those moments, as she hit come-from-behind home runs at Nebraska (2002) and Louisiana-Lafayette (2003) and against Nebraska (2004) in the UNLV Classic.

Also noteworthy is Andrea Loman's ninth-inning blast against Villanova in the 2003 BIG EAST Tournament finale to clinch the championship title. In 2004, Stephanie Brown hit the game-tying moon shot to send the 2004 BIG EAST Tournament title game into extra innings. Then two years later, she



Heather Booth held five career pitching records after wrapping up her four years with Notre Dame in 2007.

delivered again with a two-run blast in the bottom of the seventh inning that enabled the Irish to shock No. 10 Arizona State, 3-2, during the Judi Garman Classic.

Carissa Jaquish joined the group with a two-run home run at Syracuse in the 10th inning to give the Irish a 7-5 come-from-behind victory during the 2006 campaign.

Even pitcher Brittney Bargar got in the action when her first career hit – a walk-off homer in the bottom of the seventh – proved to be the game winner during a 2007 matchup with Toledo.

In 2008, Linda Kohan and Christine Lux joined rookie Katie Fleury in the home run department during an Irish win over Kent State to open NCAA Regional action in Ann Arbor, Mich. Moreover, the three home runs came in the same inning. It was the second time in school history that the Irish hit three home runs in the same inning – a feat last accomplished exactly one month prior against Wisconsin by the same trio.

Earlier in the 2008 season, Kohan sent a two-run homer out of Louisville's Ulmer Stadium in the eighth inning of a BIG EAST matchup to complete a come-from-behind victory over the Cardinals. The contest was televised live to a national audience.

During a 2009 twinbill with DePaul at Melissa Cook Stadium, Christine Lux had five hits across the two games with a pair of home runs – including a game-one shot that cleared the right field fence and landed on Twyckenham Drive. The 334-foot shot would have cleared the right field fence at Frank Eck Stadium, the home of Notre Dame's baseball team.

FIFTY FOUR

The 2001 Irish softball team posted a stellar 54-7 record, easily setting the mark for the most wins during one season in Notre Dame softball history. Liz Miller's last team posted a national-best 33-game win streak during the season and knocked off nine ranked teams along the way. The Irish stubbed their toe in the BIG EAST Tournament that year, but were awarded a No. 1 seed in the NCAA Tournament for the first time in the program's history. During the year, Notre Dame achieved its highest-ever ranking, peaking at seventh in the USA Today/NFCA Top 25 poll.

FIGHTING IRISH

Exactly where and how Notre Dame's athletic nickname, "Fighting Irish," came to origination has never been perfectly explained. One story suggests the moniker was born in 1899 when with Notre Dame leading Northwestern 5-0 at halftime of a football game in Evanston, Ill., the Wildcat fans supposedly began to chant, "Kill the Fighting Irish, kill the Fighting Irish," as the second half opened. Another tale has the nickname originating at halftime of the Notre Dame-Michigan football game in 1909. With his team trailing, one Notre Dame player yelled to his teammates – who happened to have names like Dolan, Kelly, Glynn, Duffy, and Ryan – "What's the matter with you guys? You're all Irish and you're not fighting worth a lick." Notre Dame came back to win the game and the press, after overhearing the remark, reported the game as a victory for the "Fighting Irish." The most generally-accepted explanation is that the press coined the nickname as a characterization of Notre Dame athletic teams, their never-say-die fighting spirit and

the Irish qualities of grit, determination, and tenacity. The term likely began as an abusive expression tauntingly directed toward the athletes from the small, private, Catholic institution. Notre Dame alumnus Francis Wallace popularized it in his New York Daily News columns in the 1920s. The Notre Dame Scholastic, in a 1929 edition, printed its own version of the story: "The term 'Fighting Irish' has been applied to Notre Dame teams for years. It first attached itself years ago when the school, comparatively unknown, sent its athletic teams away to play in another city ... At that time the title 'Fighting Irish' held no glory or prestige ... The years passed swiftly and the school began to take a place in the sports world ... 'Fighting Irish' took on a new meaning. The unknown of a few years past has boldly taken a place among the leaders. The unkind appellation became symbolic of the struggle for supremacy of the field ... the term, while given in irony, has become our heritage ... So truly does it represent us that we are unwilling to part with it." Notre Dame competed under the nickname "Catholics" during the 1800s and became more widely known as the "Ramblers" during the early 1920s in the days of the Four Horsemen. University president Rev. Matthew Walsh, C.S.C., officially adopted "Fighting Irish" as the Notre Dame nickname in 1927.

GAMES PLAYED

Notre Dame set the school record for games played in a single season during the 2004 campaign, taking the field 69 times and compiling a 49-20 record to set the mark for the second-most wins in a single season.

Teammates Stephanie Brown, Meagan Ruthrauff, Sara Schoonaert and Nicole DeFau all share the school record for games played, as each player appeared and started in all of 2004's 69 contests.

The Irish have seen action in a total of 1,305 contests.

GOLD AND BLUE

The origin of Notre Dame's school colors can be traced back to the founding of the University in 1842. At that time, Notre Dame's original school colors were yellow and blue; yellow symbolized the light and blue represented the truth. However, sometime after the Dome and Statue of Mary atop the Main Building were gilded, gold and blue became the official colors of the University.

GOLDEN DOME

The Main Building, surmounted by a statue of Our Lady atop the world-famous Golden Dome – actually gold leaf periodically replaced, most recently in 2005 – at one time comprised the entire University infrastructure, and in 1879 was rebuilt in five months after a devastating fire. The twelve Columbus murals in the main corridor were painted by Luigi Gregori, an Italian artist who spent 17 years at Notre Dame in the latter part of the 1800s. The building now contains the primary administrative offices, including that of Rev. John I. Jenkins, C.S.C., who took over in June of 2005 as Notre Dame's 17th president. The exterior of the building was renovated and cleaned in 1996 and the interior of the building was renovated and reopened in August of 1999, after being closed the previous two academic years.

GUMPF, DEANNA

The third head coach in Notre Dame softball history, Deanna Gumpf served as the Irish pitching coach under Liz Miller for four seasons before taking over the program in the summer of 2001 after Miller's retirement. In her first season, Gumpf and her staff landed the BIG EAST Coaching Staff of the Year and the NFCA Midwest Region Coaching Staff of the Year awards while helping the Irish win the BIG EAST Tournament and advance to the final day of competition in their respective NCAA Tournament regional bracket.

Through 10 seasons at the helm of the program, Gumpf has led the team to five BIG EAST regular season championships, four BIG EAST Tournament titles and 425 wins. She became the program's all-time winningest coach in 2010.

INDOOR FACILITY

Since the weather is not always conducive to outside practice during the winter months in northern Indiana, the Notre Dame softball team takes full advantage of the indoor batting and pitching facility adjacent to Frank Eck Stadium – the home of Notre Dame baseball. Donated by alumnus Frank Eck, the facility features wall-to-wall artificial turf, four full batting tunnels and a regulation day pitching surface. To sharpen its defensive skills during the winter months, Notre Dame heads to the Loftus Sports Center, which features a full Prestige Turf football field that is also lined for softball drills.

IVY FIELD

Once the home of the Fighting Irish, Ivy Field was the place to be for every Notre Dame home game since the program began in 1889. It played host to the BIG EAST Tournament in 1998 and 2006, and Notre Dame posted a 288-48-2 (.855) mark within its friendly confines.

Facility-bests include 24 wins in 1996 and a perfect 18-0 mark at home in 2001.

Ivy Field was retired after Notre Dame swept an April 9 doubleheader from Eastern Michigan. Christine Lux had nine RBI during the twinbill, tying a school record with seven RBI in the opening contest.



Stephanie Brown picked up her fair share of hardware during her four-year career with Notre Dame, including both academic and athletic All-American awards.

HOME RUN POWER

Notre Dame exploded for a team-record 54 home runs during the 2002 season, shattering the previous record of 36 in 2000. Jarrah Myers ended up with a then single-season-record 13 round trippers, followed by Andrea Loman (11), Andria Bledsoe (7) and Liz Hartmann (7). Hartmann's total was the most-ever by a freshman at Notre Dame until Stephanie Brown notched as many during her rookie campaign in 2004. In all, 10 different Irish players hit at least one home run during the 2002 season.

The Irish threatened the record once again in 2003, cranking 49 balls out of the park. Eight players hit three or more home runs, led by Loman and Hartmann with nine apiece.

Notre Dame also started on a torrid pace with the home run ball in 2004, ending up hitting 39 dingers in 69 games. The Irish again flexed their muscle in 2006 by hitting 44 home runs with Meagan Rutrauff ending the season with 12 home runs.

However, the 2009 season saw 66 Irish home runs leave the yard, led by Christine Lux's 15 (Lux also had 15 as a sophomore in 2008). Linda Kohan belted 11 with Dani Miller posting a freshman-record 11 more. Lux, Kohan and Miller comprised the first threesome of the Irish teammates to post 10+ home runs in program history. The record-setting 66 single-season home runs included four grand slams and 20 multi-home run contests.

Just one season later Notre Dame outdid itself with 75 home runs, as three players – Heather Johnson (17), Lux (17), and Miller (10) – reached double-digits. The team total set a school record while the Irish ranked 13th nationally with 1.27 home runs per game. Twelve Irish players hit at least one home run in 2010.

HAYES, SARA

The premier hitter for the Irish in the early 1990s, Sara Hayes' name appears all over the Notre Dame career offensive record book. She ranks in the top seven for doubles (44), triples (11), home runs (26), RBI (137), walks (66) and putouts (964). Hayes was named the Midwestern Collegiate Conference's Player of the Year in 1995 and was a three-time first-team all-conference pick.



A strong case could certainly be made for Andrea Loman when debating the all-time greatest players in Notre Dame history.



Paul and Linda Demo, parents of Melissa Cook, at the stadium dedication in 2008.

INTERNATIONAL TRAVEL

The Notre Dame softball team has enjoyed three memorable international trips over the past several years. Prior the 2000 season, the team spent its fall break in Australia, while the 2004 team ended up in Ireland and England for several days in October of 2003.

While in Europe the Irish had a chance to develop softball at the grassroots level, as the team spent time in Dublin and London during its trip, offering clinics to local softball players.

Gumpf's 2008 squad trekked through Italy during fall break (2007), including stops in Rome, Florence, Venice and Forli. The Irish racked up the frequent flyer miles again in the fall of 2011 with another expedition to Australia.

JOHNSON, HEATHER

Sidelined with a knee injury which allowed her to return to the program for a fifth season, Heather Johnson made the most of her time in the Irish uniform by shelving third team All-American honors in 2011. Johnson put up huge offensive numbers in 2011 with a .383 batting average and .651 slugging percentage. Johnson accounted for 67 hits, 11 doubles, 12 home runs, 64 RBI and 114 total bases. She drew 17 walks and was fanned on just 10 occasions in 175 at-bats.

Johnson was the 2011 BIG EAST Player of the year, a first-team all-league choice and a second-team all-region selection.

Johnson ended her tenure as the program's single-season (68) and career (214) RBI leader and is the BIG EAST record holder with 82 career RBI in league play.

KOBATA, TERRI

One of the most dominant pitchers in all of college softball in the early 1990s, Terri Kobata became Notre Dame's first softball All-American by claiming the honor in 1994. She ended her career with 42 shutouts, an overall record of 79-15 (.840), 907 strikeouts, 285 hits allowed, and a miniscule 0.63 ERA. Kobata's legacy also is highlighted by 15 career no-hitters – 14 of which were solo – which helps make her one of the greatest hurlers in Notre Dame history. She posted a 10.09 strikeout ratio for her career, the 10th-best mark ever in NCAA history. Her single-season 10.90 strikeout ratio led all of college softball in 1993.

LOMAN, ANDREA

It would be a difficult challenge to proclaim who the greatest player in Notre Dame softball history may be, but 2003 graduate Andrea Loman would be one of the first players brought up in the conversation. Loman compiled one of the greatest careers in Irish history from 2000-03, claiming two All-America honors along with the BIG EAST Player of the Year, BIG EAST Championship's Most Outstanding Player and BIG EAST Rookie of the Year trophies.

Loman's presence in the Irish record book speaks for itself, as the Riverside, Calif., native stands second in career runs (164), third in walks (87) and home runs (31), fourth in RBI (148) and fifth in batting average (.347), and seventh in doubles (44) and fielding percentage (.977). In 2003, Loman led the Irish in batting average (.402), runs (43), hits (68), doubles (12), home runs (9), RBI (42), total bases (111), slugging percentage (.657), on-base percentage (.466) and stolen bases (18).

MELISSA COOK STADIUM

A 1993 Notre Dame graduate and softball letter-winner, Melissa Cook was the first former player to pass away when she left us in 2002 – but her legend and spirit continue to thrive at the University.

At Ivy Field, head coach Deanna Gumpf – along with the 2003 Irish team and Cook's family – dedicated a bench near the facility to the former second baseman and shortstop during the team's fall alumni game scrimmage.

In the summer of 2006 Cook's parents – Linda and Paul Demo – made a generous donation to the Notre Dame softball team to help defray the costs of construction for a new softball stadium in Melissa's memory. The Melissa Cook Stadium, a \$4.8 million facility, is located on the southeast corner of the Notre Dame campus near Eck Baseball Stadium. The stadium was dedicated in April 2008, and is considered one of the more remarkable softball facilities in the Midwest.

Raised in Merrillville, Ind., Cook played for the Fighting Irish softball team in 1991 and 1992, seeing time at second base, shortstop and catcher. She led the team in triples as a freshman and earned a monogram before opting to study abroad one year later. An accounting major, she earned her bachelor's degree and was the controller for Teamsters Union Local 786 prior to her death.

She was a standout athlete in high school, excelling in basketball, volleyball and softball. When Notre Dame offered her a scholarship to play softball, she had achieved a lifelong dream.

Notre Dame broke ground on the stadium in April 2007 on the weekend the University celebrated 35 years of women's athletics.

MIDWESTERN COLLEGIATE CONFERENCE

Notre Dame competed in the Midwestern Collegiate Conference – now called the Horizon League – from 1989 through 1995 before joining the BIG EAST Conference. The Irish racked up a record of 66-15 (.815) in MCC regular-season play and won the league tournament title in five of its seven years of membership. Notre Dame's first coach, Brian Boulaac, was named MCC Coach of the Year in 1989 while Liz Miller landed the same honor in 1994 and 1995.

MILLER, LIZ

The architect of Notre Dame softball's rise to prominence, Liz Miller coached the Irish for nine seasons (1993-2001) and led the team to six NCAA Tournament appearances. Miller posted an outstanding 377-156 (.707) record at Notre Dame, which was the final coaching stop of her stellar career. She was named to the NFCA Hall of Fame in the fall of 2005. Among her career highlights, Miller implemented the women's athletic program at Lake Michigan College and compiled a 1,047-331 overall combined record while coaching volleyball, basketball and softball at the school. After narrowing her focus solely on softball, she amassed 12 conference championships and 11 regional titles for Lake Michigan.

Miller received an honorary monogram from the University of Notre Dame upon her retirement at the end of the 2001 season. She and her husband, Lloyd, who also played a large part in the development of the Notre Dame program while Liz was head coach, are still very close to the program and to this day attend many of the team's games both at home and on the road.

Miller ended her softball coaching career with 918 career victories in 26 seasons, winning more than 75 percent of the games she coached.



Staci Alford (1990-93) threw the first ever no-hitter for Notre Dame on April 5, 1990.

MONOGRAM CLUB

The Notre Dame Monogram Club is comprised of some 4,300 due-paying individuals who have earned the University's varsity athletic insignia for their athletic or team support endeavors or have been honorary monogram recipients. The club supports the primary goal of the University: the spiritual, intellectual, and physical development of its students and alumni. By providing its members the opportunity to foster and maintain relationships across different sports, generations and geographical locations, the Monogram Club aspires to contribute – through the common bond of sport – to the social and professional enrichment of its members while providing a means for ongoing association with the University. As an integral part of the Notre Dame family, the Monogram Club endeavors to uphold and enrich the great tradition of Notre Dame athletics.

MYERS, JARRAH

Possibly the greatest power hitter to ever don the blue and gold, Myers completed her career in 2002 with a trunk full of awards. In 2002 alone, she was named the BIG EAST Player of the Year, the BIG EAST Scholar-Athlete of the Year, first-team CoSIDA Academic All-American, third-team NFCA/Louisville Slugger All-American, CoSIDA Academic All-American of the Year for softball, and earned the Notre Dame Monogram Club Team MVP. Even more, she took home Notre Dame's Knute Rockne Scholar-Athlete Award and became the fourth Notre Dame softball player to land the school's prestigious Byron V. Kanaley Award.

Myers sits atop the Irish career lists in home runs (36), RBI (174) and putouts (1,337). Myers is also fourth in walks (76), seventh in stolen bases (43) and tenth (.976) in fielding percentage.

NCAA TOURNAMENT

The Notre Dame softball team has appeared in the NCAA Tournament 16 times overall including visits in each of the last 13 seasons. The Irish have reached the final day of regional competition six times before being eliminated by Michigan (1995, 2003, 2009 and 2010), Iowa (2001), Nebraska (2002) and Northwestern (2005 and 2006). Although Notre Dame has made 16 different trips to The Show, they have only visited four different post-season sites (Bloomington, Ind. – 1994; Ann Arbor, Mich. – 1995-96, 1999-2000, 2003-04, 2008-11; Iowa City, Iowa – 2001-02; Evanston, Ill. – 2006-07).

The Irish served as a tournament host to regional competition in 2005, tacking on a 2-2 record during play at Ivy Field.

UNITED STATES NATIONAL TEAMS

Four Irish players have made their presence felt on the United States National Team over the past several years. Jarrah Myers, Lizzy Lemire and Jennifer Sharron became the first Notre Dame players to earn a spot on the U.S. National Team, doing so in the summer of 2001. Lemire played on the USA Red team, which competed in the 2001 U.S. Cup. Myers and Sharron landed on USA Blue, which traveled to Maracay, Venezuela, for the Pan Am Qualifier. USA Blue dominated the tournament, not allowing a single run to any of the competing teams. Sharron even tossed a perfect game for USA Blue in their battle with Brazil.



Christine Lux is one of the most prolific home run hitters in Notre Dame history.

Mallorie Lenn earned a spot on the U.S. Junior National team in Hermasillo, Mexico, for the first Pan American championship team during the summer of 2002. Lenn was a key member of the gold-medal winning U.S. team, providing the game-winning RBI in its final round-robin game, and was behind the plate for the tournament's final contest, which the United States won against Canada.

Alexis Madrid competed as a member of the Puerto Rican National Fastpitch team during the summer of 2002.

In 2006, Linda Kohan earned an invitation to join the Israeli National team, but declined the offer.

NATIONAL PRO FASTPITCH

National Pro Fastpitch, a six-team professional softball league, began competition in the summer of 2005. Megan Ciolli, who played for the Chicago Bandits, represented Notre Dame during the league's inaugural season. She made her alma mater proud by batting .241, adding eight RBI, eight stolen bases, and a homer.

Stephanie Brown was drafted by the Chicago Bandits in 2007 and enjoyed a successful, but brief, playing career that was cut short due to injury.

NO-HITTERS

There have been 38 no-hitters thrown in Notre Dame softball history, including the most recent by (then) freshman Laura Winter at USF in 2011.

Brittney Bargar recorded the program's first no-hitter in an NCAA Tournament game, a 9-1 decision over Kent State in 2008, which also gave Bargar the honor of becoming the first Irish pitcher to record 30 wins in a season. Bargar's first no-hitter of the season came at Syracuse to celebrate Notre Dame's 800th overall win.

Terri Kobata ended her career as the queen of no-hitters at Notre Dame with 15 on her resume.

ONE OF THE BEST

The NFCA announced the USA Today/NFCA All-Time Top 50 during the fall of 2003 and Notre Dame ranks among the top softball programs in the nation. The Irish were tagged with the poll's 32nd spot.

Based on the weekly national rankings from 1995 until the end of the 2003 slate, the poll was led by Arizona, followed by UCLA and Washington.

RANKED TEAMS

The Irish have a tendency to pull off the upset and defeat a ranked opponent on an annual basis. In every season dating back to 1994 – with the exception of the 2003 campaign – Notre Dame has downed at least one team that was in the top-25. Overall, Notre Dame has 57 wins over 29 ranked opponents. Among some of the higher ranked programs the Irish have knocked off in recent years are: Washington (#4), Nebraska (#4), Michigan (#5), Tennessee (#5), Oklahoma (#6), Fresno State (#7), Florida State (#9), and Arizona State (#10).

RECORD BREAKERS

Since Deanna Gumpf assumed control of the program for the 2002 season, the Irish have continued to match or eclipse several single-season records.

The 2002 team set school records for home runs (54) and runs scored (318). The 2003 edition set the school mark (at the time) for fielding percentage (.971). In 2004, the Irish established the record number of double plays (22), games played (69) and complete games pitched (52). One year later, Notre Dame set the school records for strikeouts thrown (527), strikeouts per seven innings (8.74) and attempted steals (134). The 2006 edition of the Blue and Gold holds the school record for single-season walks (144) and fielding percentage (.977). The single-season walks record was rewritten in 2008 (148).

A number of top single-season team marks were set during 2009 including: runs (2nd – 310), doubles (3rd – 90), home runs (1st – 66), RBI (1st – 282), total bases (1st – 748), slugging pct. (1st – .501), walks (1st – 152), on-base pct. (2nd – .371) and complete games (3rd – 46).

Notre Dame finished 2010 with renewed single-season program records with a nation-leading batting average (.343), runs (369), doubles (103), home runs (75), RBI (337), total bases (878), slugging pct. (.590), on-base pct. (.409) and fielding pct. (.978). The Irish were second among NCAA teams with 1.75 doubles per game and fourth in slugging pct.

In regular season BIG EAST play, the Irish ranked first in slugging percentage (.635), runs scored (150), RBI (134), doubles (46), home runs (31) and total bases (330).

ROAD WARRIORS

During the program's second complete varsity season in 1990, Notre Dame began to hit the road and take part in what has become a staple tradition in collegiate softball – the early season, warm-weathered tournaments. The Irish are one of the many softball programs that annually seek the top competition in the top tournaments slated for the season's first several weeks.

Notre Dame has traveled to 48 destinations in 19 different states for early-season tournaments since 1990.

RUTHRAUFF, MEAGAN

Over a historical four-year career with the Irish, Meagan Ruthrauff established herself as one of the most productive hitters to play under the Golden Dome. Ruthrauff set a new standard for single-game offensive production during a 2006 meeting with Pittsburgh as she clubbed a team-record three home runs on her way to knocking in a school-

record seven runs against the Panthers. The former first baseman and designated player ranks second in Notre Dame single-season history in walks (36), RBI (54), and on-base percentage (.477) and fifth in home runs (12). Ruthrauff is the career leader in games played (247) and walks (112).

SHARRON, JENNIFER

Jennifer Sharron graduated from Notre Dame in 2001 but left her mark in the circle as a storied pitcher. The only lefthander to ever pitch for Notre Dame, Sharron sits among the all-time leaders in wins (88), complete games (76) and innings pitched (772.1). She became the first BIG EAST player to win four consecutive conference pitcher-of-the-year awards (1998-2001) and earned first-team all-conference honors four consecutive times.

STENGLEIN, STEFFANY

One of the greatest strikeout pitchers the Irish has produced, Stenglein ranks among the best for single-season strikeouts (310), innings pitched (250.2) and wins (27). She also finished her career in 2005 ranking among the top-three in appearances (154), games started (132), wins (79) and innings pitched (744.0). Stenglein was also a three-time all-BIG EAST first-team selection and a two-time conference pitcher-of-the-year.

SEVEN FIRST-TEAMERS

Notre Dame has improved its school record for first-team all-BIG EAST honorees three times in the last several seasons. The 2001, 2002 and 2004 teams included a record seven first-team award winners: 2004 – Steffany Stenglein, Heather Booth, Mallorie Lenn, Liz Hartmann, Stephanie Brown, Megan Grolli and Nicole deFau; 2003 – Andria Bledsoe, Grolli, Andrea Loman, Lisa Mattison, Stenglein, Jarrah Myers and Jenny Kriech; 2001 – Loman, Mattison, Kriech, Melanie Alkire, Lizzy Lemire, Jennifer Sharron and Kristin Schmidt.

VICTORY MARCH

The most recognizable collegiate fight song in the nation, the "Notre Dame Victory March" was written in the early 1900s by two brothers who were University of Notre Dame graduates. Michael Shea, a 1905 graduate, composed the music while his brother, John Shea, who earned degrees in 1906 and 1908, provided the corresponding lyrics. The song was copyrighted in 1908 and a piano version, complete with lyrics, was published that year. Michael, who became a priest in Ossining, N.Y., collaborated on the project with John, who lived in Holyoke, Mass., the song's public debut came in the winter of 1908 when Michael played it on the organ of the Second Congregational Church in Holyoke. The Shea brothers later presented the "Notre Dame Victory March" to the University, and it first appeared under the copyright of the University of Notre Dame in 1928. The copyright for the beginning of the song still is in effect. The more well-known second verse, which begins with the words "Cheer, cheer for Old Notre Dame," now is in the public domain in the United States (for both the music and lyrics) – but the second verse remains protected in all territories outside of the country. Notre Dame's fight song first was performed at Notre Dame on Easter Sunday, 1909, in the rotunda of the Main Building when the Notre Dame band performed the Victory March as part of its tradi-

tional Easter morning concert. It was first heard at a Notre Dame athletic event 10 years later. In 1969, as college football celebrated its centennial, the "Notre Dame Victory March" was honored as the "greatest of all fight songs." Michael Shea was pastor of St. Augustine's Church in Ossining until his death in 1938. John Shea, a baseball monogram winner at Notre Dame, became a Massachusetts state senator and lived in Holyoke until his death in 1965.

The original lyrics, written when all athletes at Notre Dame were male, refer to "sons," but in recognition of the fact that the Victory March is now played for athletic teams composed of men and women, many modify the words accordingly. The "Victory March" earned a number-one ranking in ratings compiled in 1998 in a book, "College Fight Songs: An Annotated Anthology." The "Victory March" was also the No. 1-ranked fight song in a 1990 survey conducted by Bill Studwell, a librarian at Northern Illinois University.

Rally sons of Notre Dame:

Sing her glory and sound her fame,
Raise her Gold and Blue
And cheer with voices true:
Rah, rah, for Notre Dame

We will fight in ev-ry game,
Strong of heart and true to her name
We will ne'er forget her
And will cheer her ever
Loyal to Notre Dame

Cheer, cheer for old Notre Dame,
Wake up the echoes cheering her name,
Send a volley cheer on high,
Shake down the thunder from the sky.
What though the odds be great or small
Old Notre Dame will win over all,
While her loyal sons are marching
Onward to victory.

WEBSITE

At any time of the day Notre Dame alumni and fans are just a keystroke away from up-to-date and complete coverage of all 26 Irish varsity sports through the expanded offerings now available on UND.com, the University's official athletics website.

Notre Dame's website also offers a variety of press releases, media guide information, individual team pages and other print material.



No other southpaw left their mark on the Irish program quite like pitcher Jennifer Sharron.

UNIVERSITY OF NOTRE DAME

FIGHTING IRISH



SEASON PREVIEW

Despite being picked to finish third in the conference standings according to the BIG EAST preseason coaches' poll, Notre Dame was the league's only ranked team (25th) in the USA Softball preseason top 25.

Without Skipping a Beat

Irish seek to replace departed eight-person senior class.

Numbers don't tell the entire story. But they tell quite a tale.

Such is the case for the upcoming Notre Dame softball season. Eight seniors departed from a record-setting 2011 campaign. Gone are 773 of 1,453 at-bats, 270 of 480 hits, 52 of 82 doubles, seven of 12 triples, 31 of 52 home runs, 186 of 291 RBI and a combined .349 batting average.

"With so many positions needing to be filled, every practice and every game will be that much more intense and competitive," Irish head coach Deanna Gumpf says. "Every day we see the impact it has on this team, and it's quite a positive impact."

Charged with the task of replacing last season's senior class — including the likes of 2011 BIG EAST Player of the Year Heather Johnson and 2010 BIG EAST Pitcher of the Year Jody Valdivia — Gumpf believes the endeavor may be much easier than many assume.

The "replacements" are ready to be unleashed.

"Graduating eight players is a huge adjustment — physically and mentally — for our team," Gumpf says.

"The interesting part of the whole thing is that I believe we'll be better off in the long run having to adjust to such a loss. Our players are hungry. Players who may not have had the chance to step up and contribute finally have the opportunity to showcase their talents.

"This team is preparing like every player is going to start, which I absolutely love. We've had great depth for a while, and this season will be no different. Players are fighting for positions all over the field, and anyone could start in any given day."

Gumpf attributes the whatever-it-takes attitude of this year's team to a number of factors.

"We've lost a lot of numbers, a lot of power, a lot of games, a lot of plays and a lot of reps,"

Gumpf says. "Our younger players are now receiving all of those plays, reps and swings. They feel like they can let it all hang out.

"They know that right now, this is their time. They're acting like they're due. They've got that swag."

That swag starts at the top with seniors Kristina Wright, Kasey O'Connor, Alexa Maldonado and Dani Miller. Miller copped third team All-American honors as a junior and has been listed on a number of postseason awards list along with Maldonado over the last few years.

Wright may reestablish herself as the

All-American who did not commit an error in 2011 and is the only Notre Dame player to hit double-digit home runs in each of her three seasons with the program.

"Katey is in the process of getting better each day, and her hands are fabulous on the defensive side of the ball," says Gumpf. "You're not going to find a harder worker than Dani, and her career at Notre Dame thus far is a testament to her efforts."

Miller was named to the USA Softball Collegiate Player of the Year watch list, which includes 23 seniors, 20 juniors and seven sophomores, with freshmen ineligible for consideration. The top 25 finalists for the 2012 USA Softball Collegiate Player of the Year award will be announced April 11.

Sophomore Chloe Saganowich will hold down the fort at shortstop, a spot left open by four-year starter Katie Fleury.

"Chloe is one of the best shortstops I've seen in a number of years," Gumpf says. "Now that she has a year under her belt and learned the system, she's felt her way through thick

and thin to understand what will be expected of her this season."

Expect to see second base occupied by O'Connor, who will take it upon herself to help groom freshman speedster Jenna Simon.

"Kasey has seen it all in her first three years on the team, and that experience is what we need from her," Gumpf says. "She's our vocal leader on and off the field and has trained herself to be a starter. Even when she's not in the game, she still knows how to help the team win.

"Jenna has the tools to become a great second baseman and is still making the adjustment from playing shortstop in high school. When she trusts her range, she'll be able to do anything at second base."



Senior Kasey O'Connor

mainstay behind the dish, where she spent 56 games as a sophomore calling the shots for Valdivia. Valdivia went on to be named the league's top pitcher that season.

"Kristina has nothing holding her back," Gumpf says. "No matter what happens, she's giving it everything she's got. She is playing like she's got nothing to lose, and it's always nice to see a senior playing like that. She's not playing with a chip on her shoulder, but with a new sense of drive and determination."

Wright will help tutor junior Amy Buntin and freshman Cassidy Whidden at the catcher position.

Miller will shoulder the same role of mentor at third base by taking freshman Katey Haus under her wing. Haus has plenty to look forward to as she'll take note from the

Juniors Kathryn Lux and Jackie Bowe will share time at first base along with sophomore Laura Winter.

"No matter who is playing at first base, we know they'll be able to get it done on both sides of the ball," Gumpf says.

Winter and Bowe will also be making a few cameos in the circle along with junior Brittany O'Donnell.

"Laura received a lot of attention following a great first season but she's added a few more tools to her game," Gumpf notes. "She understands the college game better and makes fewer mistakes.

"Brittany is in a great spot, as she is a completely different pitcher than Laura. She'll be able to throw a number of innings and give us the opportunity to rely on multiple pitchers. Brittany more than showed last season that we can depend on her in the big games. Jackie will be able to give us some great innings of work and adds a unique dynamic to the pitching staff."

Beyond the infield, Notre Dame will lean on its cornerstone in the outfield in Maldonado.

"Alexa makes plays that no one else in the nation can make," Gumpf says. "You can't help but let your jaw drop when watching her play."

The crafty Maldonado, who has been an all-league and all-region performer during her stint with the Irish, spent last summer playing for the USA Baseball Women's National team. She'll bring that experience back to the field to share with freshman Emilee Koerner, junior Kelsey Thornton and sophomores Monica Torres and Lauren Stuhr.

"I could not feel better about our outfield," says Gumpf. "Whoever we have out there, we know they'll be athletic, vocal and able to make big plays."

Notre Dame will rely on each player at each position should it intend to live up to a few hefty preseason expectations.

Notre Dame was ranked 25th in the USA Softball poll, the highest of any BIG EAST Conference team. The Irish received 12 votes in the USA Today / NFCA preseason rankings, four spots outside of its top 25.

One of five teams to receive first-place votes in the BIG EAST preseason coaches' poll, Notre Dame was picked to finish third in the league standings. DePaul was tabbed the preseason favorite by the league's coaches. The 2012 poll marks the first time since the current

conference formation was set in 2006 that five teams have split the first-place votes.

Notre Dame received three first-place votes on the heels of finishing the 2011 season as the BIG EAST regular-season champion with a 46-11 overall record and a 19-1 mark in conference play. Last season, the Irish led the league in batting average (.330), slugging percentage (.511), on-base percentage (.397), runs scored (333), RBI (291) and total bases (742).

DePaul earned three first-place votes and finished second in the 2011 regular-season standings. DePaul returns four all-BIG EAST



Sophomore Laura Winter

selections, including 2011 Rookie of the Year Kristen Verdun.

Two-time defending tournament champion Syracuse earned four first-place votes to slide into the poll's second spot.

"I feel very good about where we were placed in the polls," Gumpf says. "From an outsider's view, we lost a lot of players and many of our returners may be relatively unproven. It's a perfect spot for us to start.

"Being ranked in the preseason polls speaks very loudly for the BIG EAST. Voters are seeing more and more league teams vying for a spot in the polls by competing with — and beating

— some of the top teams in the nation. But at the end of the day, all that matters is the poll that comes out at the end of the season."

The road to the final poll of the 2012 season begins with what Gumpf calls a "very balanced and competitive schedule."

"This team knows that it has the ability to beat any team on any field," notes Gumpf. "It will also be nice to be able to play so many games in front of our home crowd within the friendly confines of Melissa Cook Stadium."

The spring starts with five games at the San Diego Classic (Feb. 17-19) with four more to be played one week later at an invitational hosted by North Carolina (Feb. 25-26).

For the second straight season, the Irish will play four games at the Diamond 9 Citrus Classic (March 3-4) held in Buena Vista, Fla., at the Disney Wide World of Sports complex.

Spring break will see the Irish play three games at an invite hosted by Long Beach State (March 10-11) with a single game at Loyola Marymount on March 13.

Notre Dame will play five games at the prestigious Judi Garman Classic from March 14-17.

From there, Notre Dame will trek all away across the continental United States to open the BIG EAST portion of the schedule with a three-game set at Georgetown (March 24-25).

Four straight home dates will pit the Irish against Toledo (March 28), Connecticut (March 31-April 1) and Northwestern (April 4).

The Irish travel to Purdue (April 5) and Rutgers (April 11) before settling in for a two-week home stretch with 11 games on the docket.

Syracuse (April 14-15) visits for a three-game BIG EAST series, DePaul (April 21-22) will be in town for three more league games and Michigan State (April 24) will make its first appearance at Notre Dame since 1994 before Seton Hall (April 25) heads to South Bend for a mid-week doubleheader.

Notre Dame hits the road for three games at Providence (April 28-29) and then plays Northern Illinois (May 1) and Eastern Michigan (May 2) prior to the regular-season finale at Pittsburgh (May 5-6).

The BIG EAST Conference Championship will be held May 10-12 at Melissa Cook Stadium.

NCAA Regionals begin May 18 at campus sites with the Women's College World Series lasting from May 29-June 3 in Oklahoma City, Okla.

Numerical

No.	Name	Year	Position	Height	B / T	Hometown / High school
1	Kelsey Thornton	Jr.	Outfield	5-6	L/R	Sugar Land, Texas / Elkins
3	Emilee Koerner	Fr.	Outfield	5-5	L/L	Tustin, Calif. / Foothill
4	Lauren Stuhr	So.	Outfield	5-6	B/R	Huntington Beach, Calif. / Huntington
6	Kasey O'Connor	Sr.	Infield	6-0	R/R	Yorktown Heights, N.Y. / Yorktown
7	Jenna Simon	Fr.	Infield	5-4	L/L	Granger, Ind. / Penn
9	Katey Haus	Fr.	Infield	5-5	R/R	Oceanside, Calif. / Vista
13	Alexa Maldonado	Sr.	Outfield	5-6	L/L	Short Hills, N.J. / Millburn
14	Monica Torres	So.	Outfield	5-7	R/R	Winter Springs, Fla. / Winter Springs
15	Jackie Bowe	Jr.	Pitcher/ Infield	5-7	R/R	Galesburg, Mich. / Galesburg-Augusta
17	Dani Miller	Sr.	Infield	5-9	R/R	Huntington Beach, Calif. / Edison
22	Kathryn Lux	Jr.	Infield	5-10	R/R	Glendale Heights, Ill. / Glenbard West
28	Brittany O'Donnell	Jr.	Pitcher	5-9	R/R	Avon, N.J. / Red Bank Catholic
35	Kristina Wright	Sr.	Catcher	5-9	R/R	Ramona, Calif. / Ramona
40	Amy Buntin	Jr.	Catcher / Utility	5-8	R/R	Franklin, Tenn. / Brentwood
42	Chloe Saganowich	So.	Infield	5-9	R/R	Treasure Island, Fla. / St. Petersburg Catholic
44	Laura Winter	So.	Pitcher / Infield	6-1	R/R	San Diego, Calif. / Rancho Bernardo
51	Cassidy Whidden	Fr.	Catcher	5-6	R/R	Parrish, Fla. / St. Stephen's

Alphabetical

No.	Name	Year	Position	Height	B / T	Hometown / High school
15	Jackie Bowe	Jr.	Pitcher/ Infield	5-7	R/R	Galesburg, Mich. / Galesburg-Augusta
40	Amy Buntin	Jr.	Catcher / Utility	5-8	R/R	Franklin, Tenn. / Brentwood
9	Katey Haus	Fr.	Infield	5-5	R/R	Oceanside, Calif. / Vista
3	Emilee Koerner	Fr.	Outfield	5-5	L/L	Tustin, Calif. / Foothill
22	Kathryn Lux	Jr.	Infield	5-10	R/R	Glendale Heights, Ill. / Glenbard West
13	Alexa Maldonado	Sr.	Outfield	5-6	L/L	Short Hills, N.J. / Millburn
17	Dani Miller	Sr.	Infield	5-9	R/R	Huntington Beach, Calif. / Edison
6	Kasey O'Connor	Sr.	Infield	6-0	R/R	Yorktown Heights, N.Y. / Yorktown
28	Brittany O'Donnell	Jr.	Pitcher	5-9	R/R	Avon, N.J. / Red Bank Catholic
42	Chloe Saganowich	So.	Infield	5-9	R/R	Treasure Island, Fla. / St. Petersburg Catholic
7	Jenna Simon	Fr.	Infield	5-4	L/L	Granger, Ind. / Penn
4	Lauren Stuhr	So.	Outfield	5-6	B/R	Huntington Beach, Calif. / Huntington
1	Kelsey Thornton	Jr.	Outfield	5-6	L/R	Sugar Land, Texas / Elkins
14	Monica Torres	So.	Outfield	5-7	R/R	Winter Springs, Fla. / Winter Springs
51	Cassidy Whidden	Fr.	Catcher	5-6	R/R	Parrish, Fla. / St. Stephen's
44	Laura Winter	So.	Pitcher / Infield	6-1	R/R	San Diego, Calif. / Rancho Bernardo
35	Kristina Wright	Sr.	Catcher	5-9	R/R	Ramona, Calif. / Ramona



Pronunciations

Jackie Bowe.....	Jackie BO
Amy Buntin.....	Amy BUNNE-tin
Kris Ganeff.....	Kris GANN-eff
Katey Haus.....	Katey HOSS
Emilee Koerner.....	Emily CORNER
Lizzy Lemire.....	Lizzy LEH-meer
Kathryn Lux.....	Kathryn LUCKS
Alexa Maldonado.....	Alexa MAL-done-AH-doe
Chloe Saganowich.....	KLOWE-ie SUH-gone-oh-which
Lauren Stuhr.....	Lauren STEW-uhr
Monica Torres.....	Monica TORE-ez
Cassidy Whidden.....	Cassidy WIDD-in

2012 Notre Dame Softball Team

Sitting (l-r): Kelsey Thornton, Jenna Simon, Cassidy Whidden, Jackie Bowe, Monica Torres

Kneeling (l-r): Lauren Stuhr, Laura Winter, Emilee Koerner, Alexa Maldonado, Kristina Wright, Katey Haus, Amy Buntin, Brittany O'Donnell, Chloe Saganowich

Standing (l-r): Strength and conditioning coach Kaitlin Sweeney, senior manager Matt Brown, athletic trainer Nicole Alexander, media relations director Alan George, Kasey O'Connor, Dani Miller, Kathryn Lux, volunteer assistant coach Dawn Austin, assistant coach Lizzy Lemire, assistant coach Kris Ganeff, head coach Deanna Gumpf

2012 BIG EAST Preseason Poll

	Points	2011 Overall Record	2011 BIG EAST Record
1. DePaul (3)	130	41-15	19-2
2. Syracuse (4)	128	45-13	15-5
3. Notre Dame (3)	121	46-11	19-1
4. Louisville (2)	120	38-20	12-7
5. USF (1)	111	33-21	13-5
6. Pittsburgh	85	34-17	13-8
7. Rutgers	74	19-30	7-12
8. Connecticut	54	19-30	6-15
9. Providence	52	23-30	7-13
10. St. John's	51	20-30	6-12
11. Villanova	45	16-32-1	3-18
12. Georgetown	23	13-40	6-12
13. Seton Hall	20	16-35	3-19

(x) indicates first place votes



Senior Dani Miller

Top Returners

Alexa Maldonado / OF / Sr.
(.413 avg., 74 H, 55 R, 14 2B, 3 3B, 4 HR, 25 RBI, 20 SB)
Dani Miller / IF / Sr.
(.333 avg., 58 H, 21 R, 7 2B, 11 HR, 37 RBI, .563 slg.)
Amy Buntin / OF / Jr.
(.316 avg., 37 H, 23 R, 3 2B, 3 HR, 16 RBI)
Laura Winter / P / So.
(25-4, 2.42 ERA, 28 GS, 12 CG, 3 SHO, 179.1 IP, 216 SO)

Key Losses

Sadie Pitztenberger / OF
(.472 avg., 42 H, 6 R, 8 2B, 2 2B, 15 RBI)
Heather Johnson / 3B
(.383 avg., 67 H, 11 2B, 12 HR, 64 RBI, .651 slg.)
Alexia Clay / C
(.375 avg., 54 H, 44 R, 13 2B, 7 HR, 39 RBI, 24 BB)
Brianna Jorgensborg / OF
(.316 avg., 42 H, 35 R, 10 2B, 2 3B, 6 HR, 29 RBI, 12 SB)
Jody Valdivia / P
(10-5, 2.85 ERA, 18 GS, 6 CG, 2 SHO, 103 IP, 111 SO)

Newcomers

Katey Haus / IF
(Oceanside, Calif. / Vista)
Emilee Koerner / OF
(Tustin, Calif. / Foothill)
Jenna Simon / IF
(Granger, Ind. / Penn)
Cassidy Whidden / C
(Parish, Fla. / St. Stephen's)

Roster Breakdown by ...

Class

Seniors (4)

Maldonado, Miller, O'Connor, Wright

Juniors (5)

Bowe, Buntin, K. Lux, O'Donnell, Thornton

Sophomores (4)

Saganowich, Stuhr, Torres, Winter

Freshmen (4)

Haus, Koerner, Simon, Whidden

Position

Pitcher (3)

Bowe, O'Donnell, Winter

Catcher (3)

Buntin, Clay, Wright

Infield (8)

Bowe, Haus, K. Lux, Miller, O'Connor, Saganowich, Simon, Winter

Outfield (5)

Koerner, Maldonado, Stuhr, Thornton, Torres

Utility (1)

Buntin

State

California (6)

Haus, Koerner, Miller, Stuhr, Winter, Wright

Florida (3)

Saganowich, Torres, Whidden

Illinois (1)

K. Lux

Indiana (1)

Simon

Michigan (1)

Bowe

New Jersey (2)

Maldonado, O'Donnell

New York (1)

O'Connor

Tennessee (1)

Buntin

Texas (1)

Thornton



1
Kelsey Thornton

Junior • Outfield
5-6 • L/R
Sugar Land, Texas
Elkins



6
Kasey O'Connor

Senior • Infield
6-0 • R/R
Yorktown Heights, N.Y.
Yorktown



13
Alexa Maldonado

Senior • Outfield
5-6 • L/L
Short Hills, N.J.
Millburn



17
Dani Miller

Senior • Infield
5-9 • R/R
Huntington Beach, Calif.
Edison



35
Kristina Wright

Senior • Catcher
5-9 • R/R
Ramona, Calif.
Ramona



44
Laura Winter

Sophomore • Pitcher/Infield
6-1 • R/R
San Diego, Calif.
Rancho Bernardo



Kris Ganeff

Assistant Coach
11th season
Notre Dame '99



3
Emilee Koerner

Freshman • Outfield
5-5 • L/L
Tustin, Calif.
Foothill



7
Jenna Simon

Freshman • Infield
5-4 • L/L
Granger, Ind.
Penn



14
Monica Torres

Sophomore • Outfield
5-7 • R/R
Winter Springs, Fla.
Winter Springs



22
Kathryn Lux

Junior • Infield
5-10 • R/R
Glendale Heights, Ill.
Glenbard West



40
Amy Buntin

Junior • Catcher / Utility
5-8 • R/R
Franklin, Tenn.
Brentwood



51
Cassidy Whidden

Freshman • Catcher
5-6 • R/R
Parish, Fla.
St. Stephen's



Lizzy Lemire

Assistant Coach
7th season
Notre Dame '01



4
Lauren Stuhr

Sophomore • Outfield
5-6 • B/R
Huntington Beach, Calif.
Huntington



9
Katey Haus

Freshman • Infield
5-5 • R/R
Oceanside, Calif.
Vista



15
Jackie Bowe

Junior • Pitcher
5-7 • R/R
Galesburg, Mich.
Galesburg-Augusta



28
Brittany O'Donnell

Junior • Pitcher
5-9 • R/R
Avon, N.J.
Red Bank Catholic



42
Chloe Saganowich

Sophomore • Infield
5-9 • R/R
Treasure Island, Fla.
St. Petersburg Catholic



Deanna Gumpf

Head Coach
11th season
Nebraska '93

UNIVERSITY OF NOTRE DAME

FIGHTING IRISH



STUDENT-ATHLETES

Despite graduating eight Monogram winners from last season's lineup, Notre Dame's 2012 roster includes four all-BIG EAST performers and an All-American in senior Dani Miller.



**#13
ALEXA
MALDONADO**

Senior • Outfield
5-6 • L / L
Short Hills, N.J.
Millburn



HONORS & AWARDS

2011 First Team NFCA All-Region
2011 First Team All-BIG EAST
2011 BIG EAST Player of the Week (Feb. 21)
2010 First Team All-BIG EAST

AS A JUNIOR (2011): Honored as a first team all-BIG EAST choice for the second straight season ... first team NFCA all-Great Lakes Region performer ... played for the U.S. Baseball Women's National Team at the Women's International Friendship Series in Cary, N.C. ... tied for second in league play with 29 hits and seven doubles ... one of five Irish players ever to score 50+ runs in a season ... posted a school record 55 runs as a junior ... her .413 batting average was the fourth-best in program history ... tied for 14th on the season charts with 14 doubles, 19th with a .592 slugging pct., tied for seventh with a .468 on-base pct. and tied for fourth with 20 stolen bases ... ranked 31st nationally with 0.96 runs per game ... stroked three triples and hammered four home runs ... drew 18 walks and laid down seven sacrifices ... committed three errors and tallied a pair of assists with 63 putouts ... first error of the season came against Michigan (March 19) — her first fault in 132 chances — to snap a flawless fielding streak that began two weeks into her 2009 freshman campaign ... one of eight Irish players to reach base in 10+ games ... eight-game hitting streak from March 29-April 7, as six of those contests produced two or more hits ... paced Notre Dame with 23 multi-hit games ... nine games with multiple RBI ... named

BIG EAST Player of the Week (Feb. 21) while playing a key role in leading Notre Dame to a 5-0 record at the UCF Invitational for the best start to open a season since 2011 ... went 7-for-14 from the dish with three hits for extra bases (doubles, triple, home run) for a slugging pct. of .929 during the invitational ... also scored six times while driving in six more runs against the competition at UCF ... named to the league's Honor Roll on Feb. 28 ... 3-for-3 with three runs and three RBI against Marist (Feb. 27) ... three hits against Western Michigan (March 29) and Wisconsin (April 5) ... twice recorded a double in back-to-back contests, and knocked two doubles against Providence (April 3) ... had three hits on both ends of a May 4 doubleheader with Pittsburgh ... posted two RBI and two doubles at Connecticut (May 7) while driving in two runs on four hits and scored three times against the Huskies one day later ... scored twice and smacked a triple against Western Michigan (May 21) at the NCAA Tournament.

AS A SOPHOMORE (2010): First team all-BIG EAST ... solid across the board with eight doubles, five triples and five home runs for a .344 batting average and .608 slugging pct. in league play ... boosted those numbers from a freshman year that saw her hit .207 with a .284 slugging pct. ... did not commit an error in the outfield in 68 chances (also added three assists) ... hit .340 on the season with a .574 slugging pct. ... reached base on a .416 clip ... second on the squad with five triples (ranked 35th nationally) ... just missed out on a home run against Oregon (Feb. 12), legging out the longball to right field for her third career triple ... posted three two-hit efforts at the Cavalier Invite (Feb. 26-27), totaling four RBI, two doubles and two triples in the four games ... scored twice against George Washington (Feb. 27) ... hit first career home run against East Tennessee State (March 6) ... back-to-back two-hit performances against UC Riverside (March 7) and CS Northridge (March 10) ... also drove in two runs with a double against the Highlanders ... hit a solo home run against Toledo (March 24) and another two days later at Seton Hall (March 27) ... 2-for-3 with two RBI, a double and



three runs scored in the series finale with the Pirates ... scored eight runs in a five-game stretch from March 24-28 ... stole one base and scored once in back-to-back games against Rutgers (April 1-3) ... started an inning-ending double play against USF (April 10), firing a strike to home plate from center-field to gun down a Bull runner trying to score with the bases loaded ... posted three singles in three games against USF (April 10-11) ... one double, one run and one RBI against Georgetown (April 14) ... walked twice at Louisville (April 17) ... could not have asked for more during a doubleheader with Villanova (April 24) as she notched five

MALDONADO'S CAREER STATISTICS

Year	Avg	GP-GS	AB	R	H	2B	3B	HR	RBI	TB	SLG%	BB	HBP	SO	GDP	OB%	SF	SH	SB-ATT	PO	A	E	FLD%
2009	.207	54-50	116	22	24	5	2	0	7	33	.284	12	2	26	0	.288	2	8	6-8	41	5	3	.939
2010	.340	59-59	141	35	48	8	5	5	23	81	.574	17	2	17	0	.416	1	5	8-9	65	3	0	1.000
2011	.413	57-57	179	55	74	14	3	4	25	106	.592	18	3	24	0	.468	3	7	20-26	63	2	3	.956
TOTAL	.335	170-166	436	112	146	27	10	9	55	220	.505	47	7	67	0	.403	6	20	34-43	169	10	6	.968

hits in five trips to the plate, hit for the cycle on the day, drove in four runs, scored four more, ended game two with a three-run dinger, and set new career single-game highs in hits (three) and RBI (three) ... after Notre Dame's contest earlier this season against Stephen F. Austin (Feb. 21), she sat at 3-for-23 (.130) on the season and was hitting .194 (27-for-139) for her career ... but in the next 38 games since that day, she batted .404 (36-for-89) with 27 runs scored, 14 extra base hits — including all four of her career home runs — and 19 RBI ... scored twice against Bowling Green (April 28) ... belted a solo home run at St. John's (May 9) ... had two hits against Providence (May 13) at the BIG EAST Tournament.

AS A FRESHMAN (2009): Solid outfielder who displayed incredible athleticism on both offense and defense ... started 50 of 54 games played ... broke loose with a coming-out party at Stanford's Nike Invitational (Feb. 20-21) ... after not recording a single hit in her first four games with the Irish, went 5-for-10 with a pair of multi-

hit affairs against Stanford and Sacramento State ... she scored a pair of runs and hit two triples over the four-game stretch at The Farm ... started the first leg of a game-ending triple play against UC Santa Barbara (March 8), the only triple play in school history ... also had two stolen bases in that game ... doubled against UNLV (March 8) and Penn State (March 12) ... scored twice versus Pacific (March 13) and Toledo (March 18) ... 1-for-1 with a double and run scored in game one against DePaul (April 8), then went 2-for-3 with two doubles and an RBI in game two ... knocked in a pair of scores with a stolen base while scoring once against Villanova (April 18) ... two hits and one run scored against North Dakota State (April 22) ... finished with a .207 batting average284 slugging percentage and .288 on-base percentage ... 22 runs ... 24 hits ... seven RBI and five doubles ... six stolen bases ... eight sacrifices, two of which came against Louisville (May 3) ... recorded 41 putouts and five assists from the field.

THE MALDONADO FILE

Considered one of the top prep athletes not only in the state of New Jersey but the entire East coast, according to Rivals.com, Maldonado began playing softball upon entering high school ... she had played competitive baseball up to that point ... prepped at Millburn (N.J.) where she was a four-time letterwinner in softball and basketball ... two-time team captain, three-time team MVP and all-conference softball performer ... first-team all-state choice in 2008, when she was also Millburn's athlete of the year ... third-team all-state choice in basketball in 2008 ... basketball program's all-time leading scorer ... first-team all-county choice in 2007 when she exploded for an eye-opening 1.216 slugging percentage and her 12 school-record home runs led all players in Essex County while distinguishing herself as one of the top position players in the country ... an all-state selection as a junior after leading Millburn to an 18-9 record and an appearance in the second round of the state playoffs ... hit .608 with a .707 on-base percentage and drove in 39 runs as a junior, when she also made the most out of her time on the base paths by stealing 19 bags and crossed the plate 42 times ... to begin the 2007 season, she homered in the first at-bat in each of her opening four contests from the leadoff spot in the lineup ... two-time team MVP and all-conference performer on the hardwood ... the New Jersey Star-Ledger noted that her half-court heave - which netted three of her game-high 25 points - at the end of the third quarter against West Milford during her junior hoops season was the paper's shot of the year ... at the NFCA camp held during summer 2007, she had the fastest 30-yard dash time (3.88) out of the 450 participants ... active in her local community by singing in Millburn's chorus, and is a member of the St. Rose of Lima youth group ... starting pitcher for her 12-year old boy's all-star team ... daughter of Gina and Frank Maldonado ... father played baseball for Manhattan College ... born Sept. 4, 1990 ... has three brothers: Frank, Nicholas and Christopher ... enrolled in the Mendoza College of Business as a marketing major.





**#17
DANI
MILLER**

Senior • Infield

5-9 • R / R

Huntington Beach, Calif.

Edison



HONORS & AWARDS

2011 NFCA Third Team All-American

2011 NFCA First Team All-Region

2010 NFCA First Team All-Region

2010 Second Team All-BIG EAST

2010 ESPN The Magazine Academic All-District

2009 NFCA All-Region

2009 First Team All-BIG EAST

AS A JUNIOR (2011): Parlayed her third all-region honor into her first All-American accolade in 2011 ... with 11 home runs, became the first Irish player ever to smack double-digit home runs in the first three seasons with the program ... hit .333 as a junior and drove in 37 runs with a .563 slugging percentage ... most impressively, did not commit an error in 210 chances while playing both first and second base for the Irish ... only everyday Irish starter without an error ... named to the NFCA's All-American third team at the utility position ... after missing out on all-BIG EAST honors in 2011, Miller was part of the NFCA all-region first team for the third straight season in 2011 ... she joined the company of Megan Ciolli, Katie Marten and Terri Kobata as Notre Dame players to cop the award at least three times ... Ciolli and Kobata went on to accomplish the feat a fourth time ... through three seasons with the Irish, Miller stands 15th in career batting average (.332), fourth in home runs (32), 14th in RBI (118) and third in slugging pct. (.608) ... 15 multi-hit games and 11 multi-RBI affairs ... smacked 18 hits during a season-high 11-game hitting streak from March 4-March

18 ... hit home runs in consecutive games on three occasions ... three hits, two runs, two RBI, one double and a home run against Fordham (March 6) ... smoked a three-run home run against Wisconsin (April 15) ... two of her three hits during a doubleheader at Syracuse (April 10) were good for home runs ... followed a three-hit performance against Bowling Green (April 12) with four hits in a home win over Loyola-Chicago (April 13) ... went 3-for-4 with three RBI against Pittsburgh (May 4) ... belted a two-run home run in an NCAA Tournament affair at Michigan (May 21).

AS A SOPHOMORE (2010): Earned all-BIG EAST and NFCA all-region honors for the second time in as many seasons ... started 51 of 54 games played ... 48 hits produced 35 RBI and 87 total bases ... slugged at a .613 rate with seven doubles and 10 home runs ... only Irish player ever to post double-digit home run totals in first two years with the program ... 12 multi-hit and nine multiple RBI contest ... belted a solo home run in the season opener against Creighton (Feb. 12) ... 2-for-3 with one run and one RBI against Virginia (Feb. 26) ... two hits and one RBI against Ohio State (March 6) ... three-run home run against East Tennessee State (March 6) ... drove in two runs with a single against Long Beach State (March 13) ... 2-for-3 with three RBI and a home run against Eastern Michigan (March 23) ... back-to-back two-hit games at Seton Hall (March 27-28) ... one of three players — joining Brianna Jorgensborg and Christine Lux — to hit two-run home runs against Rutgers (April 3) ... recorded one of two Notre Dame sacrifice flies in a 2-0 win over USF (April 11) ... belted a two-run home run versus Cleveland State (April 15) ... 2-for-3 with four RBI and a home run against Valparaiso (April 21) ... homered twice during the three-game series with Villanova (April 24-25) and drove him four runs ... doubled twice against Wisconsin (April 29) ... 2-for-3 with two RBI and two runs scored at St. John's (May 8), including a home run ... named to the ESPN The Magazine Academic All-District team.

THE MILLER FILE

Four-year starter for Edison (Calif.) ... after seeing most of her defensive action at third base and shortstop, she was a two-time all-conference and first-team all-leaguer ... as a junior, she posted a .329 batting average with 16 RBI and three homers ... the 16 RBI tied her for fourth among league players, while the trio of bombs was enough for fourth-best among Sunset League batters ... one of six members of her Firecrackers Gold travel squad that signed with Division I programs including her twin sister, Rachel, who plays at UC Davis ... in 2007, the sisters connected for back-to-back homers during one of Edison's regular-season contests ... against some of the top teams from California, Miller led Edison to the quarterfinals of the Woodbridge 25th Annual Tournament in April 2007 ... recognized as a CIF scholar athlete in each of her four prep seasons ... team's offensive player of the year after taking home all-tournament honors in California's Cypress Tournament in 2007 ... daughter of Chris and Jeanne Miller ... born July 15, 1989 ... pre-professional studies major in the College of Arts & Letters ... also majoring in anthropology.

AS A FRESHMAN (2009): Recorded one of the most outstanding freshman seasons by any player ever to wear an Irish uniform ... set program's home run record for a first-year player (11) ... only league freshman named first-team all-BIG EAST, and one of five to earn all-region honors ... three times named to the BIG EAST Weekly Honor Roll (April 6, April 20, May 4) ... three grand slams ... set a school record with a 21-game hitting streak, the longest of any league player in 2009 ... joined Christine Lux (15) and Linda Kohan (11) to comprise the first trio of Irish teammates ever to hit 10+ home runs in the same season ... 13 doubles tied for 17th on the single-season list, 11 home runs tied for eighth, 46 RBI tied for seventh, .662 slugging percentage tied for third ... 24 of her 44 hits went for extra bases ... hit .324 at the dish in 50 games ... made 42 starts ... scored 22 runs ... 90 total bases ... five sacrifices ... one stolen base ... got on base

MILLER'S CAREER STATISTICS

Year	Avg	GP-GS	AB	R	H	2B	3B	HR	RBI	TB	SLG%	BB	HBP	SO	GDP	OB%	SF	SH	SB-ATT	PO	A	E	FLD%
2009	.324	50-42	136	22	44	13	0	11	46	90	.662	11	3	22	1	.384	1	5	1-1	33	7	1	.976
2010	.338	54-51	142	21	48	7	1	10	35	87	.613	8	4	20	0	.382	3	4	1-1	53	28	2	.976
2011	.333	57-57	174	21	58	7	0	11	37	98	.563	11	3	21	0	.379	2	5	1-1	177	33	0	1.000
TOTAL	.332	161-150	452	64	150	27	1	32	118	275	.608	30	10	63	1	.382	6	14	3-3	263	68	3	.991



at a .384 rate ... 2-for-2 with an RBI and one run scored versus Sacramento State (Feb. 21) ... doubled in four straight games (March 15-March 22), the first coming versus No. 6 Arizona State (March 15) ... two doubles, three RBI and one homer in her Melissa Cook Stadium debut, a doubleheader with Toledo (March 18) ... three-run homer against Ball State (March 24) ... began her 21-game hitting streak with a grand slam against Western Michigan (March 25) ... the streak ended after doubling versus Rutgers (April

19) and going hitless in game one of a twin-bill with North Dakota State (April 22) ... two RBI at USF (March 29) ... 2-for-3 with a double and home run against Seton Hall while driving in four scores ... four more RBI came off of her second grand slam of the season, this one against Valparaiso (April 9) ... accounted for seven RBI versus the Crusaders, as each of her two hits in the doubleheader were home runs ... crushed Providence (April 30) in game one with a 2-for-3 showing at the plate ... each of her

two hits were home runs — into a fierce wind blowing from center field to home plate — which yielded a season-high six RBI, including her third grand slam ... it was the last of her 11 multi-RBI outputs ... had two hits in the BIG EAST Championship against Louisville (May 8) and one RBI ... doubled versus Michigan (May 17) in the NCAA Tournament ... committed one error in 41 chances ... season-high four assists came while playing second base against Western Michigan ... twice had three putouts from the outfield.



**#6
KASEY
O'CONNOR**

Senior • Infield
6-0 • R / R
Yorktown Heights, N.Y.
Yorktown



responded with a banner weekend that included six hits in 10 at-bats and a slugging pct. of 1.200 ... went 2-for-3 in the series opener (her first-ever multi-hit effort), hit her first career home run in game two, and went 3-for-4 in the finale — one single, one double and one triple — to fall just short of the cycle ... in game three of the series, she tripled, singled and scored twice as part of a 10-run Irish output in the sixth inning ... named to BIG EAST Weekly Honor Roll (May 10) ... singled in one run against Louisville (May 14) at the BIG EAST Tournament.

AS A FRESHMAN (2009): Reliable pinch-runner for the Irish ... appeared in 35 games, scoring one run in 18 of those contests ... stole one base against DePaul (April 8) and recorded her lone hit in a 1-for-1 effort during the home opener versus Toledo (March 18) ... also scored in that contest against the Rockets ... crossed the plate against No. 1 Alabama (Feb. 13) ... scored in four straight games from March 8-March 13 ... accounted for three scores in three consecutive games from April 4-April 15 ... scored one run in each end of the April 19 doubleheader with Rutgers ... good for one run in the NCAA Tournament versus Cleveland State (May 15).



THE O'CONNOR FILE

The multi-sport start earned varsity letters in basketball, softball and soccer for Yorktown (N.Y.) ... earned starting nods on three varsity sports during her freshman year ... team captain as a senior when her team won the section title ... all-state and all-section performer ... named a Journal-News All-Star ... finished the year with 35 RBI and nine home runs ... high school's female student-athlete of the year ... earned the Con Edison Award, which is handed out each week to the county's most outstanding performer on and off the field ... part of the Diamond 9+1 team, a similar award given to just 10 softball players in her section ... she capped off a junior season in which she hit .461 in 102 at bats by earning all-state honors ... also scored 34 times and recorded 26 RBI on 47 hits, four of which were doubles and three went for three bags ... had an on-base percentage of .486 and a slugging clip of .735 that was aided by six homers ... over the course of Yorktown's season, she was good for 14 multi-hit contests and racked up at least a pair of RBI in eight more games ... tabbed the North County News' Athlete of the Month after hitting home runs in four consecutive games to close the 2007 season, as the last three of those came during her first at-bat of the game ... the North County News also recognized her on its all-county team in 2007 and 2006, an honor she also collected from the Journal News ... the New York State Public High School Athletic Association awarded her its scholar-athlete award during her respective soccer, basketball and softball seasons ... led the Cornhuskers to a 24-4 mark and a Section 1 Class AA title in 2007, which was the school's first-ever softball championship ... daughter of Karen and Donald O'Connor ... brothers, Kevin and Ryan, played lacrosse at Delaware and Boston College, respectively ... born Oct. 30, 1990 ... comes to Notre Dame from the same high school that yielded Irish swimmer Rebecca Grove (2004-07) ... finance major in the Mendoza College of Business.

AS A JUNIOR (2011): Saw action in 22 games while starting in 13 contest at second base and as a designated player ... hit .207 with an on-base pct. of .343 and a slugging pct. of .241 ... totaled eight runs and six hits with two RBI and one double ... flawless from the field with 15 putouts and 11 assists without an error ... scored five runs in her first three games of action, including two against both Delaware (Feb. 19) and Marist (Feb. 27) ... also had two hits — including an RBI, double and drew a walk — against Marist ... stole one base against Marist ... started at second base against Louisville (April 17) and scored one run.

AS A SOPHOMORE (2010): Dependable both at the plate and in the field for the Irish ... played in 36 games, starting nine of those contests ... hit .314 with a .351 on-base pct. ... slugging clip of .543 was aided by a double, one home run and two triples ... scored one run and stole a base against Creighton (Feb. 12) ... had two assists while seeing her first significant defensive action versus No. 1 Washington (Feb. 14) ... first hit came against Eastern Michigan (March 23) ... tripled at Seton Hall (March 27) while stealing a base and scoring one run ... singled, scored and stole one base versus Georgetown (April 14) ... singled once in two at-bats versus Bowling Green (April 28) ... entering the three-game series at St. John's (May 8-9), had only recorded two hits in 11 conference at-bats for her career ... an illness in the Irish lineup forced her into a starting role, and she

O'CONNOR'S CAREER STATISTICS

Year	Avg	GP-GS	AB	R	H	2B	3B	HR	RBI	TB	SLG%	BB	HBP	SO	GDP	OB%	SF	SH	SB-ATT	PO	A	E	FLD%
2009	.200	35-0	5	18	1	0	0	0	0	1	.200	0	0	1	0	.200	0	0	1-2	0	0	0	.000
2010	.314	36-9	35	12	11	1	2	1	3	19	.543	2	0	9	0	.351	0	0	5-5	13	10	1	.958
2011	.207	22-13	29	8	6	1	0	0	2	7	.241	5	1	8	0	.343	0	1	1-2	15	11	0	1.000
TOTAL	.261	93-22	69	38	18	2	2	1	5	27	.391	7	1	18	0	.338	0	1	7-9	28	21	1	.980



#35 KRISTINA WRIGHT

Senior • Catcher
5-9 • R / R
Ramona, Calif.
Ramona



AS A JUNIOR (2011): Posted 11 starts and played in 16 games for the Irish ... did not commit a single error in 97 chances from behind the plate ... tallied two runs, two hits, two RBI and drew two walks at the plate in 20 at-bats ... doubled home a run against Fordham (March 6) ... scored a run during a pinch-hitting effort in a bout with Loyola-Chicago (April 13) ... finished 1-for-1 with one RBI and scored one run in a home win over St. John's (April 30).

AS A SOPHOMORE (2010): Emerged as Notre Dame's go-to catcher ... recorded a .995 fielding pct., the 12th-best mark in program history ... started 56 contests ... had 34 hits for a .286 average with eight doubles and seven home runs for a .529 slugging pct. ... scored one run and singled against Creighton (Feb. 12) ... exploded for four RBI with two hits and her first career home run against Virginia (Feb. 26) ... had at least one hit in each of the four games at the Cavalier Invite (Feb. 26-27) ... collected four hits at Western Michigan (March 18) along with a home run, her first of three in a five-game stretch ... two three-RBI games in the month of March ... scored twice against Western Michigan (March 18) and Eastern Michigan (March 23) ... doubled in one run at Seton Hall (March 27) ... seven game hit streak spanned from March 12-23, capped off by a three-hit performance against Eastern Michigan ... doubled in one run against Rutgers (April 1) ... scored and recorded an RBI against USF (April 10) ... two-run homer against Cleveland State (April 15) ... two

hits – including a double – and drove in one run at Louisville (April 17) ... posted four hits – including two doubles – with two runs scored during the Villanova series (April 24-25) ... the latter game with the Wildcats also featured a home run ... homered at St. John's (May 9).

AS A FRESHMAN (2009): Shared catching duties with Alexia Clay ... played in 22 games with 20 starts ... laid down a sacrifice punt against Stanford (Feb. 20) ... first collegiate hit came at Sacramento State (Feb. 21) ... also scored against the Hornets ... recorded hits against Pacific (March 13), Ball State (March 24) and Pittsburgh (April 4) ... doubled against Ball State and Pittsburgh, as the shot against the Panthers drove in a career-high two RBI ... 15 putouts against Pittsburgh, and 10 more versus Western Michigan (March 25) ... faulted behind the plate just once in 132 chances.



THE WRIGHT FILE

Listed as one of the top prospects at her position among Californians, according to Rivals.com ... earned four letters in softball and has served as team captain for three seasons under Ramona (Calif.) head coach Mike Schuler, taking home the team's MVP honor in 2007 ... batted .429 as a senior with an on-base clip of .561 ... had five homers, 24 RBI, scored 22 runs and drew 18 walks while striking out only once her entire senior season ... received all-Valley League honors three times in as many seasons, and was voted to the all-city team following her junior campaign ... played volleyball for Ramona as a freshman before focusing solely on softball ... in her first stretch with the prep squad, she tied for the fourth-most RBI (20) in the conference and was third with a pair of home runs in league play ... as a junior, her total of eight home runs was good for third-place among all players in North County ... also that season, she had 38 hits in 79 at-bats, scoring 32 times and drove in another 25 runs ... her .481 batting average was sixth-best in the league, which was supported by an on-base percentage of .585 ... won her team's 2005 Defensive Player of Year award, then racked up the Coach's Leadership award in 2006 and took home the Valley League's Player of the Year award that same season ... made it onto the California Interscholastic Federation's (CIF) 2007 all-San Diego team, and found a spot on the CIF's all-academic squad as well ... the Union-Tribune named her to its second-team in 2006, and then she played her way into its first-team one season later ... through three prep seasons, she sported a .418 batting average, 498 on-base percentage, plated 79 runs, drove in 75 more scores and slammed 16 homeruns ... for four consecutive years her summer team, So Cal Athletics, played its way into the ASA National Tournament and finished 5th in the 18U Gold division in 2005 ... daughter of Sylvia and Keith Wright ... born June 12, 1990 ... has two siblings, Ashley and Christian ... member of the National Honor Society, Fellowship of Christian Athletes, Renaissance Club and president of high school's Spanish Club ... marketing major in the Mendoza College of Business ... also majoring in psychology.

WRIGHT'S CAREER STATISTICS

Year	Avg	GP-GS	AB	R	H	2B	3B	HR	RBI	TB	SLG%	BB	HBP	SO	GDP	OB%	SF	SH	SB-ATT	PO	A	E	FLD%
2009	.108	22-20	37	2	4	2	0	0	2	6	.162	5	4	11	0	.283	0	1	0-0	118	13	1	.992
2010	.286	56-56	119	19	34	8	0	7	20	63	.529	18	3	27	0	.393	0	3	0-0	346	29	2	.995
2011	.100	16-11	20	2	2	1	0	0	2	3	.150	2	0	6	0	.182	0	0	0-0	90	7	0	1.000
TOTAL	.227	94-87	176	23	40	11	0	7	24	72	.409	25	7	44	0	.346	0	4	0-0	554	49	3	.995



**#15
JACKIE
BOWE**

Junior • Pitcher / Infield

5-7 • R / R

Galesburg, Mich.

Galesburg-Augusta



AS A SOPHOMORE (2011): Played in 30 games for the Irish and posted a .222 batting average with eight hits in 36 at-bats ... totaled a .349 on-base pct. and a .250 slugging pct. ... scored eight runs ... enjoyed a three-game hitting streak from Feb. 27-March 4 ... went 1-for-2 and scored one run against No. 1 Alabama (March 4) ... crossed the plate against both Fordham (March 6) and Cal Poly (March 13) ... lone RBI also came in the first of two games at Cal Poly ... laid down a sacrifice bunt in her first four games played (Feb. 18-Feb. 26) ... only stolen base came during a win over Liberty (Feb. 27) ... two games with eight putouts at first base ... scored once in each of her last two appearances as a pinch runner against both Connecticut (May 7) and Providence (May 12) ... tossed 16.2 innings and started three times in the circle ... struck out eight in a 6-4 win over Liberty with only one earned run scoring in that contest ... tallied a save with 2.0 innings of shutout and hitless ball over Illinois-Chicago (Feb. 19) ... had at least one strikeout in each of her seven appearances, totaling 18 on the season with a 2.10 ERA.

AS A FRESHMAN (2010): Wrapped up season with a 2-2 record after appearing 16 times in the circle ... combined to toss four shutouts in 30.0 innings with 28 strikeouts ... posted a 5.37 ERA ... also hit .278 and scored three times on offense ... first career start came against Oregon (Feb. 12) at the

Kajikawa Classic ... went 4.2 innings and fanned two batters ... went 3.0 innings in a start versus Oregon State (Feb. 13), also striking out a pair of Beavers ... struck out six in 3.0 hitless innings of relief without a walk during two appearances at the Cavalier Invite, including five strikeouts against George Washington (Feb. 27) ... combined with Jody Valdivia for shutout wins against UC Riverside (March 7) and Toledo (March 24) ... collected first collegiate hit and RBI at Western Michigan (March 18) ... extended hitting streak to three games with a single at Seton hall (March 28), also scoring a run and stealing one base versus the Pirates ... went 2-for-3 against Cleveland State (April 15) ... struck out four in 4.0 innings of relief at Louisville (April 17) ... first career win came against Valparaiso (April 21) after leaving the Crusaders scoreless on one hit in 0.2 innings of work ... posted a 10-5 win over Bowling Green (April 28), coming in to toss 2.1 innings of two-hit ball with three strikeouts.




THE BOWE FILE

Prepped at Galesburg-Augusta (Mich.) for head coach and father, Ed Bowe, and earned four letters with the softball team ... led team to three conference and two regional titles (the first two in school history) with a state championship in 2008 ... single-season school records with a .606 batting average and 11 home runs in 2009 ... from the circle she struck out 373 batters in 162.0 innings while being named to the all-state team for the fourth consecutive season ... finished prep career with the second-highest hit total in Michigan history (276), also ranking seventh in runs scored (233), third in doubles (63), fourth in triples (32), seventh in home runs (26) and seventh in batting average (.563) ... tallied 101 career wins (fourth-best in state history), 0.37 ERA (fourth all-time) and 1,442 strikeouts in 710.0 innings (sixth all-time) ... squad was nationally ranked in 2008 and had previously not won a conference title since 1982 ... three-time all-conference, all-city and all-state pitcher ... Kalamazoo Gazette's 2008 Pitcher of the Year ... two-time team captain and MVP ... struck out a Michigan-record 125 batters in the 2008 state tournament through just seven games, including 29 in the 14-inning semifinal affair and 18 in the championship contest ... as a freshman, batted .508 with 26 extra-base hits ... set school record with 0.47 ERA and 238 strikeouts ... hit .575 as a sophomore with 27 extra-base hits while sporting a 0.38 ERA and 298 strikeouts ... went .569 from the dish during her junior campaign with 38 extra-base hits ... sported a 0.21 ERA in 2008 with 533 strikeouts in 237.0 innings ... career totals through three prep seasons: .552 batting average, 177 runs, 121 RBI, 47 doubles, 29 triples, 15 home runs, 0.33 ERA, 1,069 strikeouts ... her name appears 19 times in Michigan's high school record books (nine offensive and 10 pitching categories) ... state record holder for hits through three seasons played ... opened the 2008 season with 20 strikeouts during her perfect game from the circle ... added a 21-strikeout effort without a walk later in the year ... daughter of Cynthia Stoltz and Ed Bowe ... has two younger siblings, Jillian and Steven ... grandfather was a construction worker at Notre Dame in the 1960s ... president of National Honor Society ... born Oct. 14, 1990 ... psychology major in the College of Arts and Letters ... supplementary Spanish major.

BOWE'S CAREER STATISTICS

Year	Avg	GP-GS	AB	R	H	2B	3B	HR	RBI	TB	SLG%	BB	HBP	SO	GDP	OB%	SF	SH	SB-ATT	PO	A	E	FLD%
2010	.278	28-5	18	3	5	0	0	0	1	5	.278	0	1	4	0	.316	0	1	3-3	0	2	0	1.000
2011	.222	28-19	36	8	8	1	0	0	1	9	.250	7	0	9	0	.349	0	5	1-2	81	5	4	.956
TOTAL	.241	56-24	54	11	13	1	0	0	2	14	.259	7	1	13	0	.339	0	6	4-5	81	7	4	.957

Year	ERA	W-L	App	GS	CG	SHO	CBO	SV	IP	H	R	ER	BB	SO	2B	3B	HR	BF	B/Avg	WP
2010	5.37	2-2	16	2	0	0	4	0	30.0	38	23	23	19	28	5	0	5	153	.311	1
2011	2.10	1-1	7	3	0	0	1	1	16.2	11	8	5	9	18	0	0	1	70	.274	3
TOTAL	4.20	3-3	23	5	0	0	5	1	46.2	49	31	28	28	46	5	0	6	223	.274	4




#40

AMY

BUNTIN

Junior • Catcher / Utility
5-8 • R / R
Franklin, Tenn.
Brentwood



AS A SOPHOMORE (2011): Regarded as an extremely versatile athlete with the ability to play a number of positions ... saw time at catcher, outfield and as the designated player during the season ... played in 46 games and earned 42 starting nods ... belted a two-run, game-tying homer again North Carolina (March 4) to put Notre Dame in a position to pick up the win over the Tar Heels at the Diamond 9 Citrus Classic ... started the season with an 11-game hitting streak ... hit .316 on the season with 23 runs, 37 hits, 16 RBI, three doubles, two triples and three home runs ... reached base at a .369 rate with a .453 slugging pct. ... drove in multiple runs against Delaware (Feb. 19) and Syracuse (April 10) ... the latter came on a two-run home run in the first of two games on the Orange's home turf ... scored twice in the season finale at Michigan (May 21) .

00AS A FRESHMAN (2010): Hit .264 with a .396 slugging pct. during her first season with the Irish ... two of her 14 hits were god for four bases ... had a fielding pct. of 1.000 ... replaced an injured Dani Miller in rightfield to see her first collegiate action in the season-opener versus Creighton (Feb. 12) ... drove in a run with a single during her first plate appearance ... doubled against Oregon (Feb. 12) ... went 2-for-3 versus Auburn (Feb. 13) to extend her three-game streak with an RBI ... after playing five games in the outfield, saw action at catcher against Southern Miss (Feb. 20) ... first home run came in her only at-bat against George Washington (Feb. 27) ... she then homered a day later against Virginia (Feb. 27), a two-RBI shot that was one of five Irish home runs against the Cavaliers ... stole first base of the season against East Tennessee State (March 6) ... one sacrifice versus UNLV (March 13) ... scored at DePaul (April 22) ... scored twice during the three-game series at St. John's (May 8-9) ... singled and scored against Louisville (May 14) with a pair of putouts in rightfield during the BIG EAST Tournament ... started three games at the NCAA Tournament and had two hits in the second contest with Michigan (May 3).

THE BUNTIN FILE

Prepped for Brentwood (Tenn.) and as a sophomore led her team to a No. 12 ranking in USA Today ... four-time all-conference and all-district performer while claiming a trio of league titles with Brentwood ... three-time regional champion ... team captain in 2009 ... first team all-state in 2009 ... District 11AAA All-Tournament Team and MVP ... finished senior season with .564 batting average, 62 hits, 15 home runs, 16 doubles, 11 triples, 59 RBI, .597 on-base percentage and 15 walks ... holds school's single-season home run (15) ... district MVP in 2008 ... tagged as a first team all-state player in 2008 by the Middle Tennessee State Coaches Association ... played club ball for New Jersey Intensity Gold and finished seventh at the ASA 18 Nationals in 2009 ... had the opportunity to work behind the plate for 2008 USA National Softball Player of the Year Angela Tinchner ... attended the same high school as former Irish volleyball All-American Lauren Brewster ... John Maher Scholar Athlete ... active within high school's National Honor Society and Science National Honor Society ... daughter of Karen and Scott Buntin ... born Dec. 1, 1990 ... first member of her family to attend Notre Dame ... enjoys waterskiing, wakeboarding, tubing and snow skiing ... has two siblings, Amanda and John ... Amanda plays softball at Belmont ... psychology and pre-professional studies major in the College of Arts and Letters.



BUNTIN'S CAREER STATISTICS

Year	Avg	GP-GS	AB	R	H	2B	3B	HR	RBI	TB	SLG%	BB	HBP	SO	GDP	OB%	SF	SH	SB-ATT	PO	A	E	FLD%
2010	.264	34-13	53	11	14	1	0	2	8	21	.396	1	1	13	0	.291	0	1	1-3	11	0	0	1.000
2011	.316	46-42	117	23	37	3	2	3	16	53	.453	7	4	14	0	.369	2	3	1-5	38	4	2	.955
TOTAL	.300	80-55	170	34	51	4	2	5	24	74	.435	8	5	27	0	.346	2	4	2-8	49	4	2	.964



**#22
KATHRYN
LUX**

Junior • Infield

5-10 • R / R

Glendale Heights, Ill.

Glenbard West



AS A SOPHOMORE (2011): Played in 17 games while notching seven starts ... totaled a pair of hits with three runs scored and three RBI ... accounted for a stolen base and was twice walked ... belted two sacrifice flies ... gloved 36 putouts with an assist

from first base ... recorded a hit, run and RBI against both Delaware (Feb. 19) and Marist (Feb. 27) ... drove in a run with a sacrifice fly against New Mexico (March 18) ... scored once against Providence (April 3).

AS A FRESHMAN (2010): First collegiate at-bat came against Southern Miss (Feb. 20) ... homered on the same day as her sister, Christine, when she belted a two-RBI bomb during a pinch-hitting effort against George Washington (Feb. 27) ... had two hits during a pair of pinch-hitting roles at Seton Hall (March 27-28), and both base knocks brought home a run ... the second of her two RBI in the three-game series was part of a four-run seventh inning in the finale with the Pirates ... played in 12 games ... hit .333 with a .385 on-base pct. with a .583 slugging pct.



THE LUX FILE

Led Glenbard West (Ill.) to a pair of softball and basketball conference and regional titles ... softball team MVP as a junior ... three-time all-conference and all-city selection ... prep team's 2008 softball offensive player of the year ... led team in batting average and RBI as a junior ... hit over .400 as a sophomore and junior ... Daily Herald All-Area First Team honoree at shortstop ... played summer ball for over 12 years, eight of which have been with ASA travel squads ... member of the nationally recognized Beverly Bandits ... team MVP for basketball squad as a junior while claiming a pair of all-conference and all-city honors on the hardwood ... led team in scoring and was second in rebounds as a junior ... 2008 Walter Payton Suburban Player of the Year finalist in 2008 ... slated to earn nine varsity letters in three sports (softball, basketball and volleyball) ... daughter of Anna and Thomas Lux ... the sixth member of her family to attend Notre Dame, joining sister Christine ('10), father Tom ('78), grandfather John ('53), aunt Karen ('89) and uncle Joe ('88) ... Christine played softball at Notre Dame ... father was a member of the Notre Dame ski team from 1974-78 ... attended same high school as Irish baseball player Billy Boockford and former football player Marty Detmer ('80) ... member of high school's senior mentor program, peer mediator program, district leadership council and captain's council ... born Sept. 6, 1990 ... enrolled in the Mendoza College of Business as a marketing major.

LUX'S CAREER STATISTICS

Year	Avg	GP-GS	AB	R	H	2B	3B	HR	RBI	TB	SLG%	BB	HBP	SO	GDP	OB%	SF	SH	SB-ATT	PO	A	E	FLD%
2010	.333	14-0	12	1	4	0	0	1	4	7	.583	1	0	3	0	.385	0	0	0-0	0	0	0	.900
2011	.087	17-7	23	3	2	0	0	0	3	2	.087	2	0	8	0	.148	2	0	1-1	36	1	2	.949
TOTAL	.171	31-7	35	4	6	0	0	1	7	9	.257	3	0	11	0	.225	2	0	1-1	36	1	2	.949



#28
BRITTANY
O'DONNELL

Junior • Pitcher

5-9 • R / R

Avon, N.J.

Red Bank Catholic



AS A SOPHOMORE (2011): Second team all-BIG EAST performer ... flawless 10-0 overall record during regular season ... went 7-0 in league play with a 2.79 ERA ... tossed 32.2 frames versus league foes while striking out 35 and permitted only two hits for extra bases ... finished with a 10-1 record and a 3.45 ERA ... her .909 winning pct. is second all-time on the single-season charts ... struck out 66 batters in 67.0 frames from the circle ... allowed 60 hits, seven of which went for extra bases ... notched a save against both Providence (May 12) and Western Michigan (May 21) ... started eight contests and appeared in 25 games ... gave up multiple earned runs in only seven outings ... surrendered an average of 2.1 hits per start ... took a no-hit into the sixth inning at USF (April 27), allowing just one hit with four strikeouts in the win against the Bulls ... fanned seven batters and gave up five hits in 5.0 innings of relief for the win over Louisville (April 17) ... season-high nine strikeouts came in a two-hit, six-inning shutout of Pittsburgh (May 4).

AS A FRESHMAN (2010): Steady anchor in the circle from start to finish for the Irish pitching corps ... went 7-3 with a 3.71 ERA ... struck out 71 batters in 71.2 innings ... made 25 appearances and combined for three shutouts ... tossed a pair of complete games ... held opposing batters to a .231 average ... tossed 1.1 innings of scoreless relief in her first career appearance against Oregon (Feb. 12) ... blanked No. 1 Washington (Feb. 14) with a strikeout in 1.0 frame of work ... first win came at Southern

Miss (Feb. 20), going 3.0 innings while giving up one earned run ... extended her winning streak to three games with a pair of victories over George Washington at the Cavalier Invite (Feb. 26-27) ... struck out 15 Colonials over the two-game stretch, needing just 7.0 innings of work to post the pair of shutouts ... did not allow a run while walking two batters and received 20 runs of offensive support from the Irish bats ... earned a spot on the league's honor roll (March 1) ... went 7.0 innings for the win against East Tennessee State (March 6) ... fanned eight in her home debut against Eastern Michigan (March 23) ... notched a save with a 2.0 inning, one-hit performance against Toledo (March 24) ... brilliant in a one-hitter versus USF (April 10) in her home BIG EAST debut ... limited the Bulls to one unearned run and six strikeouts in 5.0 innings, and received 10 runs of support from the Irish offense ... tossed 3.0 innings of one-hit ball against Cleveland State (April 15), teaming with Jody Valdivia for a shutout victory ... threw 2.0 innings of hitless ball at St. John's (May 8) with three strikeouts ... had three punchouts in 2.0 innings of one-hit relief against Providence (May 13) during the BIG EAST Tournament ... five strikeouts in 3.2 innings during a pair of relief efforts at the NCAA Tournament (May 22-23).



THE O'DONNELL FILE

New Jersey's Gatorade Player of the Year in 2008 and 2009 ... ESPN/Under Armour All-American (2008, 2009) ... first team EA Sports All-American ... NFCA/Louisville Slugger All-Eastern Region first team choice ... Star-Ledger New Jersey Pitcher of the Year and first-team honoree (2008, 2009) ... Asbury Park Press Shore Conference Player of the Year in 2008 and 2009 ... Digital Sports 2008 Player of the Year ... led Red Bank Catholic (N.J.) to the non-public state championship, the Monmouth County title and swept the competition at the sectional tournament in 2008 (also won in 2009) while gamering a national ranking ... posted a career record of 79-13-1 with 1,247 strikeouts, 26 no-hitters and a 0.22 ERA in 658.0 innings ... went 22-2-1 from the rubber as a senior with a conference-best 0.24 ERA ... gave up just six earned runs in 176.0 innings with 322 strikeouts, 20 shutouts and seven no-hitters ... also batted .526 with seven doubles, five home runs and 19 RBI610 on-base percentage and .797 slugging percentage ... had 11 no-hitters and 23 shutouts as a junior with a 0.12 ERA and 353 strikeouts ... finished the season 25-2 from the circle while surrendering just three earned runs in 179.0 innings ... also hit .469 that season with 17 RBI with a .631 slugging percentage and a .538 on-base clip ... four-time all-conference, all-city and all-state selection ... once pitched 98.0 consecutive innings without giving up an earned run during her junior campaign ... tossed two no-hitters via 32 strikeouts in one day ... played summer ball for Jersey Intensity Gold and Team New Jersey, leading the team to a seventh-place finish at the 2009 ASA Gold National tournament ... daughter of Suzanne and Kevin O'Donnell ... father played baseball for Canisius ... has one younger sister, Kaitlyn, who plays softball at Miami (Ohio) ... first member of her family to attend Notre Dame ... member of National Honor Society, Life Club, Irish Club, Latin Club and Spirit Club ... born Nov. 4, 1990 ... psychology major in the College of Arts and Letters.

O'DONNELL'S CAREER STATISTICS

Year	ERA	W-L	App	GS	CG	SHO	CBO	SV	IP	H	R	ER	BB	SO	2B	3B	HR	BF	B/Avg	WP
2010	3.71	7-3	25	13	2	0	3	1	71.2	65	48	38	56	71	8	1	2	347	.231	4
2011	3.45	10-1	25	8	1	1	4	2	67.0	60	35	33	36	66	3	0	4	304	.233	4
TOTAL	3.58	17-4	50	21	3	1	7	3	138.2	125	83	71	92	137	11	1	6	651	.232	8



**#1
KELSEY
THORNTON**

Junior • Infield

5-6 • L/R

Sugar Land, Texas

Elkins



AS A SOPHOMORE (2011): Utilized primarily as a pinch runner throughout her second season on the squad ... played in 44 games and scored 17 runs with 10 stolen bases in 14 attempts ... stole one base in three straight games from April 27-April 30 ... scored once in each of the three games against Connecticut (May 7-8) ... had one putout in a starting effort during the Feb. 18 season opener against Miami (Ohio) ...

posted three separate streaks of three-straight games with one run scored.

AS A FRESHMAN (2010): Succeeded in stealing 17 bases in 20 tries ... the 17 swiped bags put her in a tie for ninth on the school's single-season list ... appeared in 48 games — primarily as a pinch runner — and scored 27 times ... scored in her Irish debut against Creighton (Feb. 12) ... stole a bag versus Stephen F. Austin (Feb. 21) ... crossed the plate against George Washington and Virginia on the first day of the Cavalier Invite (Feb. 26-27) ... picked up first collegiate hit in the third game of the BIG EAST opening series at Seton Hall (March 28) ... scored one run in each of the eight games from March 18-28 ... swiped her 10th bag of the season against Rutgers (April 3) ... scored twice during the three-game series at Louisville (April 17-18) ... closed the regular season with a stolen base in each of the last four games played (April 28-May 9) ... stole a base and scored against Providence (May 13) in the BIG EAST Tournament.



THE THORNTON FILE

Earned a quartet of letters at Elkins (Texas) as a prep under head coach James McClanahan ... led her squad to three conference titles ... area champions as a sophomore ... two-time all-conference selection ... team was nationally ranked three times throughout her prep career ... batted .600 as a senior with 45 hits and a .647 on-base pct. ... first team all-state as a senior ... Texas Sports Writers Association Honorable Mention All-State as a junior ... three-time all-district choice ... Houston Chronical all-area team in 2009 ... hit .470 as a junior with a .500 on-base pct. while her squad finished the season with a 30-5 overall record ... first team all-district choice in 2008 after taking second-team honors in 2007 ... paced her club team to a pair of Texas regional titles ... member of National Honor Society, English Honor Society and Spanish Honor Society ... active within Habitat for Humanity and Young Life ... won school's Wendy's Heisman award ... graduated magna cum laude ... won United States Army Reserve National Scholar Athlete Award in 2009 ... production assistant for Scattered Voices, a play written by Notre Dame students that premiered in Houston ... the performance was written and directed by sister, Shay ... also lettered in volleyball ... has a dog named Rudy ... ventured with the Houston Power and Sudden Impact Gold club teams to China in 2007 to play softball against local and national programs ... daughter of Jan and John Thornton ... both parents graduated from Notre Dame in 1977 ... has two older siblings ... sister, Erin, graduated from Notre Dame in 2007 ... sister, Shay, graduated from Notre Dame in 2010 ... born Dec. 18, 1990 ... enrolled in the College of Science as a science business major.

THORNTON'S CAREER STATISTICS

Year	Avg	GP-GS	AB	R	H	2B	3B	HR	RBI	TB	SLG%	BB	HBP	SO	GDP	OB%	SF	SH	SB-ATT	PO	A	E	FLD%
2010	.500	48-0	2	27	1	0	0	0	0	1	.500	0	0	1	0	.500	0	0	17-20	0	0	0	.000
2011	.333	44-1	3	17	1	0	0	0	0	1	.333	0	0	1	0	.333	0	0	10-14	1	0	0	1.000
TOTAL	.400	92-1	5	44	2	0	0	0	0	2	.400	0	0	2	0	.400	0	0	27-34	1	0	0	1.000



**#42
CHLOE
SAGANOWICH**

Sophomore • Infield

5-9 • R / R

Treasure Island, Fla.

St. Petersburg Catholic



AS A FRESHMAN (2011): Stepped in to play shortstop and second base throughout her first campaign with the Irish ... hit .231 with 13 at-bats in 13 games ... reached base at a .231 rate ... scored three runs with three hits while driving in two scores ... had a season-high four putouts to start the season on Feb. 18 against Miami (Ohio) ... drove in one run against Marist (Feb. 27) ... came in to pinch hit against Providence (April 3) and produced a hit while scoring once ... doubled home a run and later scored against St. John's (April 30).



THE SAGANOWICH FILE

Four-time varsity letter winner at St. Petersburg Catholic (Fla.) under tutelage of coach Tom Fabian ... positioned at shortstop and pitcher ... has more than 50 wins in her career, including 20-win, 240-strikeout seasons in 2008 and 2009 ... honored as an ESPN Rise-Top Ten Player to Watch ... listed among the decorated athletes in the Adidas Top 100 prep players ranking ... led team to four straight conference championships ... team captain her senior year ... named all-conference, all-city and all-state throughout her entire prep career ... three-time team MVP ... led team in home runs in each of her four seasons at St. Petersburg ... in addition, led county in home runs for three straight seasons (2008-2010) ... had an astounding .557 batting average in her junior season ... member of the Spanish Honor Society, National Honor Society, SADD and student government ... named an All-American Scholar during her junior year ... born April 18, 1992, in Tampa, Fla. ... daughter of Lara and Jerry Saganowich.

SAGANOWICH'S CAREER STATISTICS

Year	Avg	GP-GS	AB	R	H	2B	3B	HR	RBI	TB	SLG%	BB	HBP	SO	GDP	OB%	SF	SH	SB-ATT	PO	A	E	FLD%
2011	.231	13-2	13	3	3	1	0	0	2	4	.308	0	0	2	0	.231	0	0	0-0	9	11	1	.952
TOTAL	.231	13-2	13	3	3	1	0	0	2	4	.308	0	0	2	0	.231	0	0	0-0	9	11	1	.952



#4
LAUREN
STUHR

Sophomore • Outfield
5-6 • B / R
Huntington Beach, Calif.
Huntington



AS A FRESHMAN (2011): Used primarily as a designated player and outfielder ... earned 23 starting nods while playing in 33 contests ... batted .281 on the season with

16 hits, 15 runs and 13 RBI ... totaled two doubles and three home runs while stealing a pair of bases ... coming out party came against New Mexico (March 18) with a 2-for-3 effort including a home run ... added a walk-off, three-run game-winning homer against Louisville (April 16) ... third home run of the season came during a 2-for-3 effort against Valparaiso (May 3) ... also scored twice and drove in three runs versus the Crusaders ... scored twice and had two hits – including a double – in Notre Dame’s comeback win to clinch the BIG EAST regular season title at Connecticut (May 8) ... five multi-hit games, three multi-RBI games and a pair of multi-run outputs ... posted a .369 on-base pct. and a .474 slugging pct. ... had 17 putouts, one assist and one error from the field.



THE STUHR FILE

Prepped at Huntington Beach (Calif.) ... led her team to a conference title as a sophomore under the leadership of coach Jeff Forsberg ... four-year varsity starter ... team captain junior and senior season ... led team her senior season in batting average (.424), slugging percentage (.612), hits (35), runs scored (22) and stolen bases (16) ... received conference and offensive player of the year award in 2008 ... Coaches Choice of the Year Award recipient ... played for 16U Firecrackers and finished eighth at 2009 Nationals ... setter on the volleyball team for two years ... guided team to back to back conference titles in 2007 and 2008 ... active in National Honor Society, Model United Nations and ASB-Student body ... born May 15, 1992, in Long Beach, Calif. ... daughter of Patti and Greg Stuhr ... father, Greg ('81), was on first men's club volleyball team at Notre Dame ... grandfather, George ('49), was captain of Irish golf team ... mother, Patti, played volleyball at Stanford.

STUHR'S CAREER STATISTICS

Year	Avg	GP-GS	AB	R	H	2B	3B	HR	RBI	TB	SLG%	BB	HBP	SO	GDP	OB%	SF	SH	SB-ATT	PO	A	E	FLD%
2011	.281	33-23	57	15	16	2	0	3	13	27	.474	3	5	11	0	.369	0	3	2-3	17	1	1	.947
TOTAL	.281	33-23	57	15	16	2	0	3	13	27	.474	3	5	11	0	.369	0	3	2-3	17	1	1	.947



**#14
MONICA
TORRES**

Sophomore • Outfield

5-7 • R / R

Winter Springs, Fla.

Winter Springs



AS A FRESHMAN (2011): Took full advantage of her speed to score 16 runs in 32 games played ... had two putouts from the outfield on the defensive side of the pitch ... scored a pair of runs against St. John's (May 1) ... scored 10 runs in the final 11 games of the season ... first career run came against Liberty (Feb. 27) ... lone stolen base was notched against Providence (April 2) ... registered four at-bats.

THE TORRES FILE

Two-sport athlete at Winter Springs (Fla.) while competing in softball and cross country ... Winter Springs Athlete of the Year in 2009 and 2010 ... three-time scholar-athlete award winner ... three-time all-conference ... Navy Outstanding Athlete Award winner in 2010 ... Marine Distinguished Athlete Award winner in 2010 ... with softball coach Mark Huaman at the helm, received four varsity letters while playing in the outfield ... led team to final four of state tournament in 2010 ... team captain her senior year ... three-time all-conference honoree ... named to the all-county team her sophomore season ... batted .333 with 11 RBI her junior campaign ... while participating in cross-country her senior year, ran a personal best 22:15 over the 5K distance ... member of the English Honor Society, National Honor Society and the African Sky Organization during her prep career ... National Merit Scholar ... National Hispanic Scholar ... played for Winter Springs Panthers on the travel circuit ... won 2007 state title with the Panthers ... born Nov. 11, 1991, in New Brunswick, N.J. ... daughter of Anne Prucha and Hector Torres.



TORRES' CAREER STATISTICS

Year	Avg	GP-GS	AB	R	H	2B	3B	HR	RBI	TB	SLG%	BB	HBP	SO	GDP	OB%	SF	SH	SB-ATT	PO	A	E	FLD%
2011	.000	32	0-4	16	0	0	0	0	0	0	.000	0	0	2	0	.000	0	0	1-2	2	0	0	1.000
TOTAL	.000	32	0-4	16	0	0	0	0	0	0	.000	0	0	2	0	.000	0	0	1-2	2	0	0	1.000



#44
LAURA
WINTER

Sophomore • Pitcher / Infield

6-1 • R / R

San Diego, Calif.

Rancho Bernardo



AS A FRESHMAN (2011): Named a first team all-BIG EAST performer ... second team NFCA all-Great Lakes Region ... BIG EAST Pitcher of the Week (April 11) and a four-time member of the league's weekly Honor Roll ... hurled a near-perfect no-hitter at USF (April 27) in which she walked and beamed the first two batters while retiring the rest for the remainder of the game ... Winter punched out nine Bulls as 51 of her 77 offerings went for strikes ... started 28 games while earning 25 wins (tied for eighth in program history) ... posted a 25-4 (.862) record, the fifth-best single-season clip in Irish history ... each of her four losses came to ranked teams (No. 4 Washington, No. 5 Michigan, No. 24 Louisville and No. 21 Kentucky) ... struck out 216 batters while posting the program's third-best strikeout-to-walk ratio (7.45) ... struck out 8.44 batters per 7.0 innings, the sixth-best mark ever among Irish pitchers ... allowed 1.13 walks per 7.0 innings, the 10th-best clip in program history ... on the national scene, ranked 14th with four saves and 13th in walks per 7.0 innings ... went 9-1 in league play with 2.96 ERA ... three solo shutouts, five combined ... 2.42 overall ERA in 179.1 innings ... 12 complete games ... walked multiple

batters only six times in 39 appearances ... allowed 65 runs – 62 of which were earned – while walking 29 batters ... struck out five batters and gave up one hit in 2.1 innings during collegiate debut for a win against Miami (Ohio) (Feb. 18) ... first save of the season came in 1.0 inning of scoreless relief at UCF (Feb. 18) ... fanned eight batters in a complete-game win over Iowa State (Feb. 26) ... allowed one earned run while defeating No. 9 Oklahoma (March 16) in a complete-game, seven strikeout effort ... struck out 10+ batters in consecutive games against Purdue (March 31) and Providence (April 2) ... fanned 12 Boilermaker and 10 Friars in the back-to-back outings ... struck out at least seven batters in 16 different appearances ... totaled three hits and drove in four runs at the dish ... scored twice on the season.



THE WINTER FILE

Led Rancho Bernardo (Calif.) to Palomar League title in 2009 while also claiming the CIF San Diego D1 championship trophy ... 2010 Palomar League Pitcher of the Year ... hit .512 with a 1.061 slugging pct. in 2009 ... added 10 home runs and 34 RBI ... half of her hits that season went for extra bases ... sported a 19-3 record from the rubber after tossing 141.0 innings, striking out 240 with a 0.70 ERA ... tossed 27.0 consecutive scoreless innings during the 2009 CIF playoffs ... hit .411 as a junior with 10 home runs and 75 RBI on the club circuit ... took part in the West Coast Softball All-Stars Invitational Camp in 2005 and 2006 ... recent accolades also include: (2007) - North County Times first team, Adidas Elite Futures Invitational Camp and On Deck Softball Invitational Camp; (2008) - all-CIF San Diego Section first team, North County Times first team, San Diego Tribune second team, Palomar League first team, Adidas Elite Futures Invitational Camp, On Deck Softball Invitational Camp; (2009) - CIF San Diego Section Player of the Year, CalHiSports California first-team all-state, NFCA all-West Region first team, North County Player of the Year, North County Times first team, San Diego Union-Tribune Player of the Year, Palomar League Player of the Year, second-team Palomar League in basketball, Rancho Bernardo Scholar-Athlete ... three-times named to Honor Roll ... played prep ball for Steve Kuptz and Summer Downs ... daughter of Kirt and Shari Winter ... has one brother, Kenny ... born April 20, 1992 ... attended same high school as Notre Dame women's soccer goaltender Kelsey Lysander.

WINTER'S CAREER STATISTICS

Year	Avg	GP-GS	AB	R	H	2B	3B	HR	RBI	TB	SLG%	BB	HBP	SO	GDP	OB%	SF	SH	SB-ATT	PO	A	E	FLD%
2011	.120	13-11	25	2	3	0	0	0	4	3	.120	2	1	9	0	.207	1	1	1-1	30	22	2	.963
TOTAL	.120	13-11	25	2	3	0	0	0	4	3	.120	2	1	9	0	.207	1	1	1-1	30	22	2	.963

Year	ERA	W-L	App	GS	CG	SHO	CBO	SV	IP	H	R	ER	BB	SO	2B	3B	HR	BF	B/Avg	WP
2011	2.42	25-4	39	28	12	3	5	4	179.1	163	65	62	29	216	20	2	23	736	.236	1
TOTAL	2.42	25-4	39	28	12	3	5	4	179.1	163	65	62	29	216	20	2	23	736	.236	1



#9
KATEY
HAUS

Freshman • Infield

5-5 • R / R

Oceanside, Calif.

Vista



THE HAUS FILE

Prepped at Vista (Calif.) while earning four letters in both softball and field hockey ... two-time team captain and all-city choice in softball ... also earned Coaches Award in softball as a junior ... twice named team captain, MVP, all-city and all-conference in field hockey ... played in the 2008 adidas Futures all-star softball game ... led field hockey at the western region's National Futures Championship ... made five appearances in the ASA national tournament ... member of Honors Club ... full name is Katelynne Haus ... born July 17, 1993 ... daughter of Margaret and Edward Haus ... has one younger brother, Robert ... aunt, Terri Kilpatrick, played softball at New Mexico ... enrolled in the First Year of Studies.



#3
EMILEE
KOERNER

Freshman • Outfield

5-5 • L / L

Tustin, Calif.

Foothill



THE KOERNER FILE

Three-time all-conference choice ... four-time varsity letterwinner at Foothill (Calif.) ... named all-city as a freshman ... hit .349 with 24 RBI and four home runs as a sophomore ... totaled 66 RBI and eight homers with a .324 average through her first three prep seasons ... led travel team to ASA national title in 2004 ... member of National Honor Society and Christian Club ... full name is Emilee Johanna Koerner ... daughter of Patti and Mike Koerner ... born January 14, 1993, in Orange, Calif. ... brother, Matt, played baseball at Arizona ... enrolled in the First Year of Studies.



#7
JENNA
SIMON

Freshman • Infield
5-4 • L / L
Granger, Ind.
Penn



THE SIMON FILE

Led Penn (Ind.) to three conference titles as a prep ... named all-state, all-conference and team MVP as a junior ... Northern Indiana Conference MVP in 2010 ... finalist for Indiana's Gatorade Player of the Year in 2010 ... second team all-conference and all-state in 2009 ... holds school records for highest batting average (.594), hits (59) and stolen bases (41) in a season ... totaled 159 hits and 162 runs scored through three seasons of high school competition ... played on the club circuit with Indiana Magic Gold under head coach Kim Clay (father of current Notre Dame senior Alexia Clay) ... member of Key Club, Big Brothers / Big Sisters, Habitat for Humanity and DECA ... born August 8, 1992, in Buffalo, N.Y. ... daughter of Ann and Bill Simon ... oldest of three children ... enrolled in the First Year of Studies.



#51
CASSIDY
WHIDDEN

Freshman • Catcher
5-6 • R / R
Parish, Fla.
St. Stephen's



THE WHIDDEN FILE

Earned three letters at St. Stephen's (Fla.) as a two-time team captain and MVP ... recognized on ESPN's Top Players to Watch list ... named all-state as a freshman and twice named all-city and all-conference ... hit .588 as a junior while recording at least one hit in each game throughout the season ... scored 32 runs and drove in 12 more with 10 doubles, five triples and two home runs ... went errorless throughout the season while playing shortstop ... invited to the adidas Futures Top 100 camp and the OnDeck Softball Elite Futures camp ... played on the travel circuit for New Jersey Intensity under head coach Kevin O'Donnell (father of current Irish pitcher Brittany O'Donnell) ... finished seventh at 2009 Gold Nationals and placing among the top-10 at the 2010 Premier Nationals tournament ... also lettered four times in soccer while leading squad to three conference and regional crowns ... two-time team captain and three-time MVP with three all-conference and all-city accolades on the pitch ... also named all-state in soccer as a sophomore ... earned additional letters in golf (freshman), swimming (junior) and cross country (senior) ... holds county record in the 200m, a mark which has stood for over five years ... member of student government, National Honor Society and Spanish Honor Society ... named homecoming queen ... junior and senior class president ... peer tutor and school ambassador ... born January 24, 1993 ... daughter of Elizabeth and Bruce Whidden ... has an older sister, Ashton, and brother, Chandler ... Chandler is a student manager for the softball team at Alabama ... Ashton pitches for St. Leo (Fla.) ... enrolled in the First Year of Studies.

UNIVERSITY OF NOTRE DAME

FIGHTING IRISH



COACHING STAFF

Deanna Gumpf, Kris Ganeyff, Lizzy Lemire and Dawn Austin were honored by the BIG EAST Conference as its 2011 Coaching Staff of the Year.



DEANNA GUMPF

Head Coach
11th Season
Nebraska '93



HONORS & AWARDS

2011 BIG EAST
Coaching Staff of the Year
2004 NFCA Midwest Region
Coaching Staff of the Year
2004 BIG EAST
Coaching Staff of the Year
2002 NFCA Midwest Region
Coaching Staff of the Year
2002 BIG EAST
Coaching Staff of the Year

Now in her 11th season as the leader of the Notre Dame softball program, Deanna Gumpf has firmly cemented herself as one of the premiere college coaches in the nation.

Under her tutelage, the Irish have made 10 trips to the NCAA Tournament while claiming four BIG EAST Conference Tournament titles. Even more, Notre Dame staked the BIG EAST's regular-season championship during her first four seasons on the bench to extend its dominance over league opponents and hoisted the regular-season hardware once again in 2010 and 2011.

In fact, Gumpf enters her 11th season as the Irish head coach with a record of 425-176-1 (.707) for the highest victory average of any BIG EAST skipper.

Gumpf became the program's all-time winningest coach with her 378th victory at Notre Dame when the Irish posted a 1-0 victory over Illinois State in the 2010 NCAA Tournament. Win No. 400 came in the form of a 9-0 five-inning win over Providence in April of 2011. Gumpf's milestone win came behind a combined shutout from the circle by pitchers Laura Winter and Jody Valdivia.

A historic start to the season gave light to great things to come for Gumpf's 2011 squad. Notre Dame began the season with a 9-0 record – the best opening to a campaign in program history – and went on to win 46 games, the sixth-highest total in 23 seasons. The Irish went on to win the BIG EAST regular season title for the second straight time – and 13th overall – since joining the league in 1996. Notre Dame's 19 league wins matched the second-highest total in program history.

Six Irish players were named to the NFCA All-Great Lakes Region squad in 2011, which was most ever by Notre Dame. First team honors went to Dani Miller, Sadie Pitzinger, Alexia Clay and Alexa Maldonado. Heather Johnson and Laura Winter were part of the second team.

Johnson and Miller would go on to earn third-team All-America accolades from the NFCA.

Holding court at the BIG EAST softball banquet, Notre Dame racked up the hardware with eight players earning all-league honors. Gumpf and her assistants were tabbed the 2011 Coaching Staff of the Year and Johnson became Notre Dame's seventh BIG EAST Player of the Year.

Johnson, the program's career and single-season RBI leader, led the nation with 245 consecutive career starts. The fifth-year senior was also the first player in BIG EAST history to be named Player of the Week on three consecutive occasions and tied for second on the program's chart with a 21-game hitting streak.

Gumpf tutored Winter during her first year in the circle to post the program's second-highest single-season win total with 25 victories. Winter garnered national attention after a near-perfect no-hitter at USF in which she walked and beamed the first two batters while retiring the rest of the Bulls for the remainder of the game.

The Irish strutted their stuff throughout the 20-game BIG EAST slate by finishing among the top in the following team categories: batting average (.385), slugging pct. (.636), on-base pct. (.459), runs scored (162), hits (204), RBI (145), doubles (39), total bases (337), sacrifice bunts (20) and stolen bases (37).

Gumpf also authored one of the most dominating seasons in school history while directing her 2010 Irish outfit to a number of accolades. Notre Dame finished 2010 with a 47-12 mark and set single-season program records with a nation-leading batting average (.343), runs (369), doubles (103), home runs (75), RBI (337), total bases (878), slugging pct. (.590), on-base pct. (.409) and fielding pct. (.978). The Irish were second among NCAA teams with 1.75 doubles/game and fourth in slugging pct.

In regular season BIG EAST play, the Irish ranked first in slugging percentage (.635), runs scored (150), RBI (134), doubles (46), home runs (31) and total bases (330).

Not only did Gumpf aid in the development of All-American Katie Fleury and BIG EAST Pitcher of the Year Jody Valdivia, but she also oversaw the final season of one of the program's most dominant and adorned players in Christine Lux. Lux finished her four years as the program's career leader in home runs (50), RBI (174), slugging pct. (.654) and putouts (1,544) and set or tied single-season records during her final campaign with 17 home runs (28th nationally), 17 doubles and an .801 slugging pct. (20th nationally). Lux also became the only player in BIG EAST history to record 60+ runs, 80+ hits and 60+ RBI in a career while making a splash in the BIG EAST record book for career RBI (1st - 66), home runs (1st - 24), runs scored (3rd - 61), walks (7th - 33) and doubles (8th - 17).

The 2009 season was also a landmark campaign in which Notre Dame posted a 43-17 record. It was the 11th 40-win campaign in program history and fifth under Gumpf. Notre Dame advanced to the NCAA Tournament and was ranked 25th in the final regular season NFCA Top 25 poll. The ranking was a first since 2004 and the first to end the season since 2002.

A number of top single-season team marks – many of which would fall just one year later – were set during 2009 including: runs (2nd - 310), doubles (3rd - 90), home runs (1st - 66), RBI (1st - 282), total bases (1st - 748), slugging pct. (1st - .501), walks (1st - 152), on-base pct. (2nd - .371) and complete games (3rd - 46).

That season also saw Lux earn third-team NFCA All-America accolades.

Pitcher Brittney Bargar thrived under Gumpf's guidance and earned her second NFCA All-Region honor in as many seasons as she was one of five Notre Dame players to receive the distinction in 2009. She was joined in the award column by classmate Beth Northway, sophomore Erin Marrone, Miller and Lux. The five honorees comprised the largest group of all-region selections since Notre Dame placed six on the team in 2001.

Notre Dame beat three teams - St. John's, No. 17 Louisville and No. 19 DePaul - without allowing an earned run en route to claiming the program's sixth BIG EAST Tournament title. And not only did Notre Dame

hand Louisville just its second home loss of the season, but the Irish became the only team to blank the Cardinals on the year. It was the first time Notre Dame beat ranked opponents in two consecutive contests since 2005 and the first time the Irish beat a pair of top-20 teams on consecutive tries since 2000. Bargar, who was named the tournament's Most Outstanding Player, earned two shut-out wins while giving up eight hits.

And for the second season in a row the Irish placed seven players on respective all-BIG EAST Conference squads. Northway, Lux and Miller were each named to the first team and both Irish pitchers - Valdivia and Bargar - sat on the second team with Linda Kohan. Marrone was voted to the third team.

Gumpf also aided in the development of Valdivia from the circle, as the pitcher was victorious in each of her last 17 decisions, including all of her 10 BIG EAST contests. Valdivia went over two months after a March 14 loss to No. 12 Arizona without a defeat.

When assuming control of the Irish program in July of 2001 from her mentor and close friend, Liz Miller, Gumpf inherited a team that one season prior finished with a school-best 54-7 record. Without missing a beat, the Irish once again advanced to the final day of competition at the NCAA Regional Tournament and in the process smashed the school record for home runs in a season. Notre Dame also came through with a dramatic run in the 2002 BIG EAST Championship, rallying from a first-day loss to hand Virginia Tech a pair of defeats on the final day to claim the league title.

The second year of the Gumpf era began with a 10-11 start to the season before Notre Dame ripped off a 20-game win streak from April 1-26 to assume control of the BIG EAST Conference standings. The team then swept through the BIG EAST Championship by scoring 21 runs in three games and won the title on a walk-off home run from conference player of the year Adanna Loman in the bottom of the ninth inning against Villanova.

The Irish rode their momentum into the start of the 2004 slate, upsetting No. 8 Nebraska during the first weekend of the season to claim the program's first-ever bracket championship at the NFCA Leadoff Classic. The team also won the Hoosier Invitational title and the BIG EAST regular-season crown while taking part in a record 69 contests. Notre Dame was victorious in 49 of those games - the second-best win total in school history - aided by an 18-2 mark in conference play.

By claiming her 100th victory at Notre Dame in record time in 2004, Gumpf was able to reach the 100-win plateau faster than any previous Irish head coach. She reached the 200-win plateau, again in record time, with a victory in the second game of an April 9 double-header against Pittsburgh in 2006. The Irish ensured the victory would be a memorable one, as they pounded out 21 hits to tie the school record. Two Irish players - Stephanie Brown and Meagan Ruthrauff - both finished with four hits apiece, as Ruthrauff would also set school records with three home runs and seven RBI.



Yet another landmark season came about in 2005 as the Irish hosted their first NCAA Championship competition at Ivy Field. Bolstered by a 20-game win streak - the second 20-game run of the Gumpf era which included tournament titles at the GRU Classic and Hawaii's Spring Fling - the Irish won the BIG EAST Conference regular-season title and advanced to the BIG EAST Championship final game.

Over the next two seasons, the Irish posted a 74-45 mark including 22 contests against 16 different top-25 opponents. The early stage of the 2006 season was highlighted by a 3-2 comeback victory over No. 10 Arizona State, which came at the hands of Stephanie Brown's two-run game-winning homer. After dropping a pair of games to No. 4 Texas and No. 7 Alabama, the Irish proceeded to post a nine-game winning streak including four wins in conference play. Notre Dame kept themselves among the top teams in BIG EAST play with the only five conference losses heading into the league tournament. The Irish entered the post-season showdown as the third-seeded squad and rolled through the competition with wins over Providence, Pittsburgh, and No. 18 Louisville to claim Gumpf's third conference crown in only five seasons.

Notre Dame then headed to Evanston (Ill.) for the NCAA Tournament and defeated UC Santa Barbara and Southern Illinois before falling to Northwestern - who would go on to earn a seat in that season's World Series - to finish the year with over 40 wins for the third consecutive season.

Gumpf and the Irish rallied to a runner-up finish in the 2007 edition of the BIG EAST Tournament upon entering the event as the fourth-seeded team. Behind the solid play and leadership of senior Brown, Notre Dame advanced to the NCAA Tournament for the ninth consecutive season before bowing out to Illinois State in regional action. Brown would later be named a second-team Academic All-American, finishing his career ranked among the program's all-time leaders in eight career offensive categories (including hits, runs, stolen bases, home runs and batting average).

As an assistant coach at Notre Dame (1998-2001), Gumpf worked primarily with the Irish pitchers and hitters. In each of those four seasons, Notre Dame lowered its team earned run average and eventually posted a spectacular 0.89 ERA in 2001, which ranked seventh-best in the nation. And as the team ERA dropped, its batting average steadily rose as the team set single-season program records for home runs, batting average, runs scored and strikeouts thrown with Gumpf on the staff.

Irish players have mirrored their coach's competitive fire over the past eight seasons and continue to show a flair for the ability to make clutch plays at key times. This became apparent in Gumpf's first season, when she led the team to face No. 4 Nebraska for the dedication game of the Cornhusker's Bowlin Stadium. Facing her alma mater for the first time as a head coach, Gumpf and the Irish left Lincoln with a 3-2 win after Liz Hartmann drilled a three-run homer in the top of the sixth inning for the upset victory.

The La Palma, Calif., native played at Nebraska from 1989-92 while earning a degree in business management. Gumpf was an all-Big Eight Conference second-team selection in 1991 and an honorable mention pick in both 1989 and 1990.

Prior to her collegiate success in Lincoln, Gumpf enjoyed an outstanding prep career with Gordon's Panthers, one of the most dominating Amateur Softball Association teams in Southern California.

Gumpf pursued a professional position with Delta Airlines after graduating from Nebraska but did not stay too detached from softball. She started to give private pitching lessons in the Southern California area and what began as a small side job turned into a major venture. After earning her master's degree from Azusa Pacific

The Deanna Gumpf File

Year	School	W	L	Pct.	Postseason
Assistant / Pitching Coach					
1996	Long Beach State	36	22	.621	Big West Champion / NCAA Tournament
1997	Long Beach State	44	20	.687	Big West Champion / NCAA Tournament
Assistant / Pitching Coach					
1998	Notre Dame	34	22	.607	BIG EAST South Division Champion
1999	Notre Dame	42	20	.677	BIG EAST Tournament and Regular-Season Champion / NCAA Tournament
Associate Head Coach					
2000	Notre Dame	47	14	.770	BIG EAST Tournament and Regular-Season Champion / NCAA Tournament
2001	Notre Dame	54	7	.885	BIG EAST Regular-Season Champion / NCAA Tournament
Head Coach					
2002	Notre Dame	44	17	.721	BIG EAST Tournament and Regular-Season Champion / NCAA Tournament
2003	Notre Dame	38	17	.667	BIG EAST Tournament and Regular-Season Champion / NCAA Tournament
2004	Notre Dame	49	20	.710	BIG EAST Regular-Season Champion / NCAA Tournament
2005	Notre Dame	46	15	.754	BIG EAST Regular-Season Champion / NCAA Tournament
2006	Notre Dame	42	21	.670	BIG EAST Tournament Champion / NCAA Tournament
2007	Notre Dame	32	24	.571	BIG EAST Tournament Runner-up / NCAA Tournament
2008	Notre Dame	38	22	.631	NCAA Tournament
2009	Notre Dame	43	17	.717	BIG EAST Tournament Champion / NCAA Tournament
2010	Notre Dame	47	12	.797	BIG EAST Regular-Season Champion / NCAA Tournament
2011	Notre Dame	46	11	.807	BIG EAST Regular-Season Champion / NCAA Tournament
Overall (as head coach)		425	176	.707	10 NCAA Tournaments
10 seasons		*1 tie in 2008		6 BIG EAST Regular-Season Championships	
				4 BIG EAST Tournament Championships	

University in physical education and coaching in 1997, Gumpf entertained countless offers from college coaches hoping to entice her with the opportunity to get back into the college game. Perhaps not too surprisingly, one of the first coaches to call Gumpf was Liz Miller.

Miller discussed the possibility of having Gumpf join the Irish staff, but a position was never established and Gumpf would opt to become the pitching coach at Long Beach State.

Two years later, Miller phoned Gumpf again to offer a position and the future Irish head coach jumped at the chance. The rest is history.

During the dedication of the Charles and Marie Doherty Batting Cages at Melissa Cook Stadium in the fall of 2011, the Notre Dame athletics department bestowed Gumpf with an honorary Monogram.

"There are some things the Monogram Club can do and some things it can't do," Monogram Club president Dick Nussbaum said. "One thing we can certainly do is honor a head coach, and the leadership and the love that Coach Gumpf has shown to her players and to her family is just extraordinary. With that in mind, we're proud to welcome Deanna as the newest member of the Monogram Club."

An emotional Gumpf later addressed the crowd, which included over 100 former players. "Notre Dame is a very, very special place and I look out and see the girls and the alumni and I am so lucky to have you guys in my life," Gumpf said. "I always say Notre Dame is such a special place because it makes everybody better who comes here, but it's the people who walk out of here who make each other better."

Gumpf and her husband, John, reside in South Bend with son, Brady and daughter, Tatum. John coached high school baseball in Southern California before serving as a volunteer assistant coach for the Irish from 1999-2001, and is currently the head baseball coach and assistant athletic director at St. Joseph High School in South Bend. He spent four years as a professional baseball player in the Minnesota Twins' minor league ranks from 1989-94.

Tatum, who was diagnosed with leukemia in the summer of 2010, threw out the ceremonial first pitch of Notre Dame's Strikeout Cancer game played against Louisville on April 17, 2011. Later in 2011, Tatum presented a check for \$12,046 to the pediatric oncology unit of the South Bend Memorial Hospital on behalf of the Notre Dame softball program. The Irish softball program raised more money than any other school in the nation as part of the NFCA's Strikeout Cancer initiative.



The Gumpf Family: Deanna, Brady, John and Tatum

Assistant Coach



**KRIS
GANEFF**

Assistant Coach

11th Season

Notre Dame '99



HONORS & AWARDS

2011 BIG EAST
Coaching Staff of the Year
2004 NFCA Midwest Region
Coaching Staff of the Year
2004 BIG EAST
Coaching Staff of the Year
2002 NFCA Midwest Region
Coaching Staff of the Year
2002 BIG EAST
Coaching Staff of the Year

Regarded as the best all-around catcher in Irish history, Kris Ganeff is now in her 11th year of work with the Notre Dame softball program and returns to the sidelines in 2012 as an assistant coach. Ganeff spearheads the recruiting efforts for the Irish, which annually attracts the top players from across the nation. In addition to being the program's recruiting coordinator, she also runs and directs Notre Dame's camps and clinics.

A key member of the 2002, 2004 and 2011 BIG EAST Coaching Staff of the Year, Ganeff works closely with each player on hitting and defense while specializing in the development of the Irish catchers. In fact, she helped mold catcher Mallorie Lenn into an all-BIG EAST performer in 2004 - a season in which the Irish also finished with a 49-20 record and took home the conference championship. Then in 2008, the Irish were without a catcher when starter Sadie Pitzengerger's season was cut short due to injury. Ganeff took (then) freshman utility player Erin Marrone - who had never played catcher before in her career - under her wing to call the shots for all-region pitcher Brittney Bargar. Marrone saw action in 55 contests for Notre Dame that season and did not commit a single error in the field or behind the plate.

Ganeff has been a pivotal cog in aiding the development of the Irish bats and batteries as Notre Dame has posted numerous school records since her first season on staff. The 2002 team set a school mark for runs (318) and home runs (54); the 2003 team posted the highest fielding percentage in school history (.974); the 2004 group logged a program-best 52 complete games and 22 double plays, and the 2005 squad set marks for strikeouts (547) and strikeouts per seven innings (8.74).

The Irish went on to rewrite the record books during their 2009 BIG EAST Championship-winning campaign: runs (2nd - 310), doubles (3rd - 90), home runs (1st - 66), RBI (1st - 282), total bases (1st - 748), slugging pct. (1st - .501), walks (1st - 152), on-base pct. (2nd - .371) and complete games (3rd - 46).

Yet again in 2010, Notre Dame posted another landmark season with the help of Ganeff aiding the

Irish sluggers. Notre Dame finished 2010 with a 47-12 mark and set single-season program records with a nation-leading batting average (.343), runs (369), doubles (103), home runs (75), RBI (337), total bases (878), slugging pct. (.590) and on-base pct. (.409). The Irish were second among NCAA teams with 1.75 doubles/game and fourth in slugging pct. In regular season BIG EAST play, the Irish ranked first in slugging percentage (.635), runs scored (150), RBI (134), doubles (46), home runs (31) and total bases (330).

What's more, defenders under Ganeff's watch produced a .978 fielding pct. in 2010, the nation's fifth-best mark which was also good for a school record.

Ganeff also mentored catcher Alexia Clay, who in 2011 was named to the NFCA Great Lakes Region and BIG EAST first team. Clay made the most of her senior campaign and carried a big stick with a .482 batting average in league play. Clay led the league with a .571 on-base pct. and 23 runs scored. Clay was a constant threat behind the plate with 295 putouts, 40 assists and two errors for a sterling .994 fielding pct. and ended her career ranked among the top fielders in program history.

The Irish strutted their stuff throughout the 20-game BIG EAST slate in 2011 by finishing among the top in the following team categories: batting average (.385), slugging pct. (.636), on-base pct. (.459), runs scored (162), hits (204), RBI (145), doubles (39), total bases (.337), sacrifice bunts (20) and stolen bases (37).

Ganeff completed her Notre Dame career by earning all-BIG EAST and all-NFCA Midwest Region honors in 1999. She hit a career-high seven home runs in her final season while snagging out 16 attempted steals from behind the plate.

Ganeff was drafted by the Virginia Roadsters of the Women's Professional Softball League after graduating from Notre Dame in 1999, though the former Irish team captain and MVP instead chose to head into the coaching ranks by taking an assistant position at UNLV.

Prior to the 2006 season she was promoted to the first assistant position with the Irish.

The shift paid off well for all parties involved - Ganeff would assume full control of the team during the first three weeks of the season and led the team to a 7-6 record while head coach Deanna Gumpf was on maternity leave.



The Ganeff Family: Hayden, John, Devin and Kris

"Kris and I complement each other well," Gumpf said. "We see things from different angles and have the ability to find a common ground. She has a strong desire to help our program get to the highest level possible."

A native of Westerville, Ohio, Ganeff earned a bachelor's degree in history from Notre Dame and completed her master's degree in physical education from Ball State in 2009. The former Kris McCleary has been married to John Ganeff since 2002, and the couple resides in South Bend with their daughters, Devin and Hayden.





**LIZZY
LEMIRE**

Assistant Coach

7th Season

Notre Dame '01



HONORS & AWARDS

2011 BIG EAST
Coaching Staff of the Year

A former member of the U.S. National Softball Team and 2001 BIG EAST Player of the Year, Lizzy Lemire returned to her alma mater as an assistant coach for the Irish softball team in the fall of 2005.

Lemire works closely with the Irish outfield corps and is also a polished hitting instructor. She has helped Notre Dame advance to the NCAA Tournament in each of her six seasons as part of the coaching staff, including BIG EAST Conference tournament titles in 2006 and 2009.

"Over the past several seasons, Lizzy has become one of the top hitting coaches in the country," Irish head coach Deanna Gumpf said. "She has committed herself to become not only a student of the game, but a master of the profession. She is such a determined individual and gets better with each season under her belt. I am very proud of her accomplishments and look forward to seeing how she continues to develop our already extraordinary hitters here at Notre Dame."

Lemire's influence was extremely evident throughout the Irish batting order in 2009, helping produce five all-region and seven all-conference performers. Additionally, Christine Lux was named an NFCA third-team All-American after turning in one of the most outstanding single-seasons at the plate for the Irish. Over the course of the 60-game season, Lux amassed a .329 batting average while also tallying 15 home runs, a number that ties the program's single-season mark for home runs that she herself set in 2008.

Batters under Lemire's tutelage posted a number of program single-season bests in 2009 including: runs (2nd - 310), doubles (3rd - 90), home runs (1st - 66), RBI (1st - 282), total bases (1st - 748), slugging pct. (1st - .501) and walks (1st - 152).

Lemire also developed (then) freshman Dani Miller in 2009, converting the athlete into an outfielder as Miller went on to post a 21-game hit streak, the longest of any BIG EAST player that season. Heather Johnson matched that streak in 2011 en route to being named the BIG EAST Player of the Year and Notre Dame's single-season and career RBI leader.

Both Miller and Johnson were named to the NFCA All-America third team in 2011, the same season in which each of Notre Dame's three outfielders — Sadie Pitzenberger, Brianna Jorgensborg and Alexa Maldonado — earned all-BIG EAST accolades.

Notre Dame crushed a number of blue and gold benchmarks under the watchful eye of Lemire in

2010 with single-season program records in the form of a nation-leading batting average (.343), runs (369), doubles (103), home runs (75), RBI (337), total bases (878), slugging pct. (.590), on-base pct. (.409) and fielding pct. (.978). The Irish were second among NCAA teams with 1.75 doubles/game and fourth in slugging pct. In regular season BIG EAST play, the Irish ranked first in slugging percentage (.635), runs scored (150), RBI (134), doubles (46), home runs (31) and total bases (330).

Lemire's outfielders did not commit a single error during the regular season in 2010 while shortstop Katie Fleury went on to earn NFCA All-American honors.

It was under the guidance of Lemire that outfielder Sarah Smith posted one of the greatest single-season improvements in program history during the 2008 campaign. Smith saw limited action for the Irish in her first three seasons, then broke out as a senior as the lefty slapper went on to earn first-team all-BIG EAST and all-NFCA regional honors. Furthermore, Smith was one of three Notre Dame outfielders to claim all-league recognition that season. Smith's .370 batting average and 60 hits in 2008 ranked among the best single-season performances ever by an Irish outfielder.

Lemire trekked from coast-to-coast after earning a pair of degrees from Notre Dame in 2001 before landing back in South Bend. Upon graduation, she earned a spot on a U.S. National team that steamrolled the competition with four consecutive victories and a tournament title during the 2001 U.S. Cup in Hawaii.

After her time with the U.S. National team, Lemire returned to Notre Dame as an athletic department intern through the summer of 2002. It was then that she was accepted into the sport management program at the University of Massachusetts as she went on to earn a master's degree in that field. While pursuing her degree, Lemire also served as an intern in the athletic department compliance office. In addition, Lemire was also a volunteer assistant coach for the softball squad, coordinating team travel and developing the play of the Minutewomen outfield.

In 2003, Lemire shifted gears by landing a position at Boston College within the athletic department's development office, and was one year later hired as an annual giving associate at Stanford University.

During her first season back in the blue and gold as a coach, Lemire steered the 2006 Irish squad to a collective batting average of .291 while the sluggers sent 44 homers out of the park. Lemire mentored outfielder Stephanie Brown to a pair of All-America honors, as Brown also became one of only a handful of Irish players — including Lemire — to earn all-BIG EAST honors on four occasions.

Lemire captained the most successful team in the history of the Notre Dame program, powering the Irish to an overall record of 54-7 along with an all-time best No. 7 national ranking and the first number-one seed in the NCAA Tournament. As a senior, Lemire hit .324 (including a .383 mark in BIG EAST play) with 38 RBI, 10 stolen bases and three home runs. She shares the single-season record for doubles with Katie Laing, logging 17 two-baggers in 1999. Lemire's career numbers included a .332 average, 28 stolen bases, 126 RBI, nine home runs and 43 doubles. Lemire is regarded as one of the most fearless and skilled defensive outfielders in Notre Dame history.

Her personal efforts were reflected in her team's success, as Lemire was part of a senior class that compiled an overall record of 177-63 (.738), earned two BIG EAST Tournament championships, four regular-season conference titles, and made three consecutive trips to the NCAA Tournament.

Lemire prepped at Woodbridge High School after growing up in Irvine, Calif., where she was the city and high school's scholar-athlete of the year in 1997. The Irvine World News also recognized her as its female athlete of the year following her senior campaign. Lemire led Woodbridge to a No. 2 national ranking and was an ASA All-American in 1997.

The daughter of Kathi and Tom Lemire, this Irish coach's love for Notre Dame began at an early age aided by her mother's passion and respect for the University.



Support Staff



Dawn Austin

Volunteer Assistant Coach
Penn State '93



Matt Brown

Senior Manager
Notre Dame '12



Nicole Alexander

Athletic Trainer
Florida '05



Monica Cundiff

Assistant Athletic Director
Sport Administrator



Erika Whitman

Sports Nutrition
Delaware '02



Kali Hofer

Sports Promotions
Southern Illinois '08



Leigh Bogensperger

Sports Promotions
Hobart and William Smith '08




Sam Stiles

Bat Boy

UNIVERSITY OF NOTRE DAME

FIGHTING IRISH



SEASON IN REVIEW

A historic start to the season gave light to great things to come for the Irish softball squad in 2011. Notre Dame began the season with a 9-0 record – the best opening to a campaign in program history – and went on to win 46 games, the sixth-highest total in 23 seasons.

Notre Dame Streaks Through Remarkable 2011 Slate

Johnson and Miller earn All-America honors from NFCA.

• A historic start to the season gave light to great things to come for the Irish softball squad in 2011. Notre Dame began the season with a 9-0 record – the best opening to a campaign in program history – and went on to win 46 games, the sixth-highest total in 23 seasons.

• Notre Dame's 2011 BIG EAST Conference regular season title was the second straight – and 13th overall – since joining the league in 1996. Notre Dame's 19 league wins matched the second-highest total in program history. Notre Dame is currently 262-47 (.843) in BIG EAST Conference regular-season completion. Notre Dame is only one of three BIG EAST teams that have won at least 18 games in a single season. The Irish have accomplished the feat on four occasions since 2001, after reaching the 18-win mark in 1996 then again in 2010. In 2009, both Notre Dame (19-4) and Louisville (19-5) reached the 19-win mark. DePaul won 18 games in 2010, with both the Irish and the Blue Demons hitting the 19-win level in 2011.

• Heather Johnson and Dani Miller were both part of the 2011 Louisville Slugger/NFCA Division I All-American third team. The duo continued a three-year streak of third-team honorees produced by the Notre Dame softball program, following the path traveled by Katie Fleury in 2010 and Christine Lux in 2009. In all, Notre Dame players have earned 20 All-American honors dating back to 1994 (four second team, 16 third team). No other BIG EAST Conference players were named to this season's first, second or third team. Johnson put up huge offensive numbers in 2011 with a .383 batting average and .651 slugging percentage. Johnson accounted for 67 hits, 11 doubles, 12 home runs, 64 RBI and 114 total bases. She drew 17 walks and was fanned on just 10 occasions in 175 at-bats. Miller parlayed a recently earned third all-region honor into her first All-American accolade. With 11 home runs this past season, Miller became the first Irish

player ever to smack double-digit home runs in the first three seasons with the program. Miller hit .333 on the year and drove in 37 runs with a .563 slugging percentage. Most impressively, she did not commit an error in 210 chances while playing both first and second base for the Irish. Miller was named to the third team at the utility position.

• Six Irish players were named to the NFCA all-Great Lakes Region squad, which was most ever by Notre Dame. First team honors went to Miller, Sadie Pitzenberger, Alexia Clay and Alexa Maldonado. Johnson and Laura

number of statistical categories, including batting average (.385), slugging pct. (.636), on-base pct. (.459), runs scored (162), hits (204) and RBI (145).

• Johnson, the nation's leader with 245 consecutive starts, was the seventh Irish softball student-athlete to be named Player of the Year and the first since Megan Giolli copped the hardware in 2004. Melanie Alkire (1999, 2000) and Meghan Murray (1996, 1997) are the only Notre Dame players to win the award on multiple occasions. Also a first-team selection, Johnson is the BIG EAST record

holder with 82 career RBI in league play. Previously a second-team member in 2010, Johnson hit .475 with a league-high 29 RBI and a league-best eight home runs and 59 total bases.

• The second-team all-league citation was the third for Jorgensborg, who was a second-team performer in both 2008 and 2010. Jorgensborg turned the corner during the three-game series with St. John's to cap off a week that saw her hit .600 with a 1.800 slugging pct. She went 6-for-10 at the dish during that jaunt as each of her hits were good for

extra bases (three doubles, three home runs).

• Pitzenberger, a first-team choice, would have also won the league's Comeback Player of the Year award had there been one. After recovering from a third ACL surgery before the season, Pitzenberger led the league with a .561 batting average and was the only player to hit over .500. Her 32 hits were a league high and her .542 on-base pct. was sixth. She recorded at least one hit in all but one of 20 league contests. The senior outfielder was named to the BIG EAST All-Tournament team in 2010 and her .400 career league average is 16th on the BIG EAST's all-time chart.

• One of two freshman pitchers named to the first team, the highlight of Winter's first year in the circle for Notre Dame came during a near-perfect no-hitter at USF in which she walked and beamed the first two batters while retiring the rest for the remainder of



Erin Marrone got it done both on the field and in the classroom during her four years with the Irish program.

Winter were part of the second team.

• Notre Dame ran through the BIG EAST Conference softball regular season schedule in commanding fashion, and its efforts were recognized during the league's annual softball banquet held. Johnson was named Player of the Year, Gumpf and her assistants were tabbed Coaching Staff of the Year, and Notre Dame had eight players earn all-league honors. Notre Dame can now claim 109 all-BIG EAST team members since joining the league in 1996. Even more, 11 of the 21 players on the 2011 roster earned an all-BIG EAST honor at least once in the past four years.

• Flanked by assistants Kristina Ganef and Lizzy Lemire, Gumpf and company earned the league's award for Coaching Staff of the Year for the third time overall. Gumpf's staffs also won the award in 2002 and 2004. Gumpf's 2011 squad led the BIG EAST in a

the game. Winter boasted a 2.96 ERA with a 9-1 record. Winter struck out 88 in 71.0 innings of work, walking only seven over that stretch. In her BIG EAST debut, she punched out 10 Providence batters en route to a five-inning, 12-4 victory.

- O'Donnell, who was named to the second team, provided a reliable one-two kick for Notre Dame from inside the lines along with Winter by posting a perfect 7-0 record in nine appearances. She started four contests and held opposing batters to only two extra-base hits. O'Donnell struck out 35 batters in 32.2 frames and was one of two league pitchers without a conference loss on the year.

- The crafty Maldonado, who brought home first-team honors as a sophomore, was equally impressive in the outfield during her junior season while claiming the same honor in 2011. She was seventh overall with a .433 batting average and tied for second with both 29 hits and seven doubles. Maldonado had 15 hits in the final six games of league play, including a 4-for-4 showing at Connecticut in the regular-season finale. She also homered twice against BIG EAST foes and added two assists from centerfield.

- First-team honoree Clay carried a big stick throughout league play with a .482 batting average, which trailed only Pitzenberger's. Her .571 on-base

pct. was the best in the league as were her 23 runs scored. Clay was one of the main reasons why Notre Dame earned the top seed heading into the tournament, as her seventh-inning grand slam at Connecticut secured the league title en route to a 14-11 road win.

- Fleury earned the third all-BIG EAST honor of her career by being named to the second team. The shortstop scored 22 runs to tie the BIG EAST career record of 68. Fleury also stole 10 bags in 2011 to bring her league total to a perfect 20-of-20, the highest career pct. of any player in league history. Fleury hit .353 in league contests with a .667 slugging pct. Four of her six home runs were hit during conference play.

- Johnson, the program's career and single-season RBI leader, led the nation with 245 consecutive career starts. The fifth-year senior was also the first player in BIG EAST history to be named Player of the Week on three consecutive occasions and tied for second on the program's chart with a 21-game hitting streak.

- Winter posted the second-highest single-season win total with 25 victories from the circle. Winter garnered national attention after a near-perfect no-hitter at USF in which she walked and beamed the first two batters while retiring the rest for the remainder of the game.

- The Irish strutted their stuff throughout the 20-game BIG slate by finishing among the top in the following team categories: batting average (.385), slugging pct. (.636), on-base pct. (.459), runs scored (162), hits (204), RBI (145), doubles (39), total bases (.337),

- One day after her two-out, seventh-inning grand slam at Connecticut proved to be the game-winner en route to leading Notre Dame to a second straight regular season crown, Clay was named the BIG EAST Player of the Week (May 9). Of the 12 Player of the Week awards handed out by the league on the season, six of those were awarded to four different Notre Dame players (Johnson — 3, Maldonado — 1, Jorgensborg — 1, Clay — 1).

- Notre Dame sent its eight seniors out in style with a 14-0 win over St. John's (May 1) on Senior Day at Melissa Cook Stadium. Valdivia and Kelly combined for a five-inning no-hitter. Even more, Notre Dame started each of its eight seniors to begin the game. The brilliant pitching effort came just four days after Winter notched the first no-hitter of career during a 1-0 win at USF. Winter punched out nine Bulls as 51 of her 77 offerings went for strikes. USF, winners of five

straight entering the doubleheader, was also blanked in the closing game by a 5-0 count. In game two, O'Donnell took a no-hitter into the sixth as USF ended its 10.0 inning hitless drought with a single but left three runners on the pond in the inning. O'Donnell earned her seventh win behind a one-hit effort in 6.0 frames.

- What lasts one month and is nothing short of remarkable? You're correct if you answered 'Heather



Four-year starter Katie Fleury scored 163 times throughout her career, the third-highest total in program history.

sacrifice bunts (20) and stolen bases (37).

- In her 10th season at the helm of the Irish program, Gumpf shelved her 400th career victory with a 9-0, five-inning triumph of Providence during a three-game league series in April.

- A fourth straight trip to Ann Arbor awaited the Notre Dame softball team as it trekked to Alumni Field for the opening weekend of the 2011 NCAA Softball Championship. The Fighting Irish made their 16th appearance in the NCAA Tournament — and 13th consecutive — with each of the last 10 trips coming under the direction of Gumpf.

Johnson's hitting streak'. Spanning from March 17 — April 17, Johnson's 21-game streak tied Miller for second on the school's all-time list (Sadie Pitzenberger's 27-game streak in 2010 tops the chart). At the time, Johnson's streak was the nation's second-longest this season. Prior to the start of the streak, which also included an NCAA-best feat with at least one RBI in 17 straight games, Johnson had a .204 batting average and four of her 11 hits went for extra bases. When the extraordinary effort ended in the first game of a doubleheader at Villanova (April 21), the slugger boasted a batting average of .385 with 50 hits, 50 RBI, seven doubles and 11 home runs for a .692 slugging pct.

2011 Results

Overall record: 46-11 (.807)
Home: 18-2 / Away: 14-3 / Neutral: 14-6
BIG EAST Conference: 19-1
(regular season - 1st, tournament - 3rd)
NCAA Ann Arbor Regional: 1-2

Date	Opponent	Score	ND R-H-E	Opp. R-H-E	Innings	Overall	BIG EAST	Pitcher (record)	Attendance	Time
!Feb 12, 2011	vs. Creighton	W 11-3	11-11-0	3-4-1	6	1-0-0	0-0-0	Valdivia (W 1-0)	238	1:45
!Feb 18, 2011	vs. Miami (Ohio)	W 3-2	3-6-0	2-6-0	7	1-0-0	0-0-0	WINTER (W 1-0)	242	1:35
!Feb 18, 2011	at UCF	W 5-3	5-9-1	3-4-1	7	2-0-0	0-0-0	VALDIVIA (W 1-0)	242	2:03
!Feb 19, 2011	vs. Illinois-Chicago	W 4-1	4-4-0	1-4-1	7	3-0-0	0-0-0	WINTER (W 2-0)	387	1:33
!Feb 19, 2011	vs. Delaware	W 11-1	11-10-1	1-1-0	5	4-0-0	0-0-0	O'DONNELL (W 1-0)	442	1:09
!Feb 20, 2011	vs. Miami (Ohio)	W 4-1	4-8-0	1-6-1	7	5-0-0	0-0-0	VALDIVIA (W 2-0)	241	1:37
@Feb 26, 2011	at College of Charleston	W 2-0	2-6-2	0-2-0	7	6-0-0	0-0-0	VALDIVIA (W 3-0)	582	1:35
@Feb 26, 2011	vs. Iowa State	W 1-0	1-4-1	0-2-0	7	7-0-0	0-0-0	WINTER (W 2-0)	582	1:28
@Feb 27, 2011	vs. Marist	W 10-1	10-13-0	1-3-2	5	8-0-0	0-0-0	O'DONNELL (W 2-0)	662	1:31
@Feb 27, 2011	vs. Liberty	W 6-4	6-7-3	4-3-4	7	9-0-0	0-0-0	BOWE (W 1-0)	662	1:36
#Mar 04, 2011	vs. Longwood	0-2 L	0-2-0	2-6-0	7	9-1-0	0-0-0	BOWE (L 0-1)	420	1:31
#Mar 04, 2011	vs. Alabama	1-4 L	1-6-1	4-8-2	7	9-2-0	0-0-0	VALDIVIA (L 3-1)	420	2:07
#Mar 05, 2011	vs. North Carolina	W 4-3	4-8-0	3-8-0	(8)	10-2-0	0-0-0	VALDIVIA (W 4-1)	573	2:10
#Mar 05, 2011	vs. Maryland	W 5-3	5-9-0	3-8-1	7	11-2-0	0-0-0	WINTER (W 4-0)	684	1:54
#Mar 06, 2011	vs. Fordham	W 6-0	6-8-0	0-5-1	7	12-2-0	0-0-0	WINTER (W 5-0)	328	1:29
Mar 13, 2011	at Cal Poly	W 4-1	4-6-1	1-6-2	7	13-2-0	0-0-0	VALDIVIA (W 5-1)	732	1:58
Mar 13, 2011	at Cal Poly	W 2-0	2-5-0	0-5-1	7	14-2-0	0-0-0	WINTER (W 6-0)	732	1:29
\$Mar 16, 2011	vs. Oklahoma	W 2-1	2-6-1	1-9-2	7	15-2-0	0-0-0	WINTER (W 7-0)	383	1:46
\$Mar 16, 2011	at Cal State Fullerton	0-10 L	0-3-1	10-14-0	5	15-3-0	0-0-0	VALDIVIA (L 5-2)	383	1:16
\$Mar 17, 2011	vs. Louisiana-Lafayette	1-5 L	1-6-0	5-9-1	7	15-4-0	0-0-0	VALDIVIA (L 5-3)	1138	1:39
\$Mar 18, 2011	vs. New Mexico	W 5-0	5-9-0	0-4-0	7	16-4-0	0-0-0	WINTER (W 8-0)	1868	1:28
\$Mar 18, 2011	vs. Washington	4-7 L	4-10-3	7-9-0	7	16-5-0	0-0-0	WINTER (L 8-1)	1868	2:05
\$Mar 19, 2011	vs. Michigan	4-9 L	4-8-2	9-16-1	7	16-6-0	0-0-0	WINTER (L 8-2)	2002	2:04
Mar 25, 2011	NORTHERN ILLINOIS	W 4-1	4-5-0	1-5-2	7	17-6-0	0-0-0	O'DONNELL (W 3-0)	265	1:38
Mar 29, 2011	WESTERN MICHIGAN	W 2-3 L	2-9-0	3-4-2	7	17-7-0	0-0-0	VALDIVIA (L 5-4)	245	1:52
Mar 31, 2011	PURDUE	W 7-5	7-10-2	5-8-3	7	18-7-0	0-0-0	WINTER (W 9-2)	254	1:48
*Apr 02, 2011	PROVIDENCE	W 12-4	12-11-0	4-8-2	5	19-7-0	1-0-0	WINTER (W 10-2)	343	1:46
*Apr 02, 2011	PROVIDENCE	W 7-3	7-9-0	3-5-4	7	20-7-0	2-0-0	O'DONNELL (W 4-0)	343	1:48
*Apr 03, 2011	PROVIDENCE	W 9-0	9-12-0	0-3-1	5	21-7-0	3-0-0	WINTER (W 11-2)	251	1:21
Apr 05, 2011	at Wisconsin	W 9-1	9-10-2	1-3-4	6	22-7-0	3-0-0	WINTER (W 12-2)	146	1:37
Apr 07, 2011	BUTLER	W 5-0	5-8-0	0-2-2	7	23-7-0	3-0-0	VALDIVIA (W 6-4)	558	1:47
Apr 07, 2011	BUTLER	W 6-1	6-8-1	1-6-3	7	24-7-0	3-0-0	WINTER (W 13-2)	558	1:48
*Apr 10, 2011	at Syracuse	W 9-2	9-10-0	2-7-1	7	25-7-0	4-0-0	WINTER (W 14-2)	227	1:53
*Apr 10, 2011	at Syracuse	W 7-4	7-11-0	4-8-1	7	26-7-0	5-0-0	VALDIVIA (W 7-4)	175	1:56
Apr 12, 2011	BOWLING GREEN	W 10-2	10-7-0	2-6-2	6	27-7-0	5-0-0	VALDIVIA (W 8-4)	231	1:49
Apr 12, 2011	BOWLING GREEN	W 8-5	8-10-0	5-9-0	7	28-7-0	5-0-0	WINTER (W 15-2)	231	2:00
Apr 13, 2011	LOYOLA-CHICAGO	W 8-0	8-13-0	0-3-4	6	29-7-0	5-0-0	WINTER (W 16-2)	233	1:31
*Apr 16, 2011	LOUISVILLE	W 8-5	8-10-3	5-9-1	7	30-7-0	6-0-0	WINTER (W 17-3)	343	2:07
*Apr 17, 2011	LOUISVILLE	W 4-3	4-7-1	3-9-0	7	31-7-0	7-0-0	O'DONNELL (W 5-0)	694	1:55
*Apr 17, 2011	LOUISVILLE	6-9 L	6-9-1	9-11-0	7	31-8-0	7-1-0	WINTER (L 17-3)	694	1:35
*Apr 21, 2011	at Villanova	W 2-1	2-5-0	1-3-1	7	32-8-0	8-1-0	WINTER (W 18-3)	109	1:15
*Apr 21, 2011	at Villanova	W 10-8	10-10-2	8-15-1	7	33-8-0	9-1-0	O'DONNELL (W 6-0)	143	1:58
*Apr 27, 2011	at USF	W 1-0	1-3-0	0-0-0	7	34-8-0	10-1-0	WINTER (W 19-3)	517	1:45
*Apr 27, 2011	at USF	W 5-0	5-12-2	0-1-2	7	35-8-0	11-1-0	O'DONNELL (W 7-0)	517	2:00
*Apr 30, 2011	ST. JOHN'S	W 10-3	10-12-0	3-6-3	7	36-8-0	12-1-0	WINTER (W 20-3)	517	1:49
*Apr 30, 2011	ST. JOHN'S	W 11-1	11-11-1	1-2-3	5	37-8-0	13-1-0	O'DONNELL (W 8-0)	517	1:28
*May 01, 2011	ST. JOHN'S	W 14-0	14-9-0	0-0-1	5	38-8-0	14-1-0	VALDIVIA (W 9-4)	420	1:31
May 03, 2011	VALPARAISO	W 10-2	10-11-1	2-6-3	6	39-8-0	14-1-0	WINTER (W 21-3)	307	1:30
*May 04, 2011	PITTSBURGH	W 8-1	8-12-0	1-5-2	7	40-8-0	15-1-0	WINTER (W 22-3)	252	1:27
*May 04, 2011	PITTSBURGH	W 8-0	8-15-1	0-2-1	6	41-8-0	16-1-0	O'DONNELL (W 9-0)	252	1:22
*May 07, 2011	at Connecticut	W 8-4	8-13-1	4-5-0	7	42-8-0	17-1-0	WINTER (W 23-3)	251	3:20
*May 07, 2011	at Connecticut	W 9-0	9-9-0	0-4-2	5	43-8-0	18-1-0	O'DONNELL (W 10-0)	114	1:15
*May 08, 2011	at Connecticut	W 14-11	14-14-3	11-12-0	7	44-8-0	19-1-0	VALDIVIA (W 10-4)	187	2:10
%May 12, 2011	vs. Providence	W 6-4	6-8-1	4-4-2	7	45-8-0	19-1-0	WINTER (W 24-3)	370	1:37
%May 13, 2011	at Louisville	0-6 L	0-4-0	6-9-0	7	45-9-0	19-1-0	O'DONNELL (L 10-1)	456	1:37
&May 20, 2011	vs. Kentucky	0-8 L	0-2-1	8-11-1	5	45-10-0	19-1-0	WINTER (L 24-4)	1708	1:36
&May 21, 2011	vs. Western Michigan	W 4-0	4-9-1	0-6-3	7	46-10-0	19-1-0	WINTER (W 25-4)	2142	2:09
&May 21, 2011	at Michigan	8-9 L	8-9-0	9-11-3	7	46-11-0	19-1-0	VALDIVIA (L 10-5)	2142	2:14

! - UCF Invitational / Orlando, Fla. / @ - Cougar Classic / Charleston, S.C. / # - Diamond 9 Citrus Classic / Kissimmee, Fla. / \$ - Judi Gamman Classic / Fullerton, Calif.

% - BIG EAST Championship / Louisville, Ky. / & - NCAA Tournament / Ann Arbor, Mich. / * - BIG EAST Conference game

Player	AVG	GP-GS	AB	R	H	2B	3B	HR	RBI	TB	SLG%	BB	HBP	SO	GDP	OB%	SF	SH	SB-ATT	PO	A	E	FLD%
Pitzenberger	.472	32-27	89	6	42	8	2	0	15	54	.607	1	0	2	0	.467	2	1	0-0	24	1	1	.962
Maldonado	.413	57-57	179	55	74	14	3	4	25	106	.592	18	3	24	0	.468	3	7	20-26	63	2	3	.956
Johnson	.383	57-57	175	23	67	11	0	12	64	114	.651	17	1	10	0	.434	3	4	0-0	45	77	2	.984
Clay	.375	55-54	144	44	54	13	1	7	39	90	.625	24	3	18	0	.463	4	14	5-7	295	40	2	.994
Miller	.333	57-57	174	21	58	7	0	11	37	98	.563	11	3	21	0	.379	2	5	1-1	177	33	0	1.000
Buntin	.316	46-42	117	23	37	3	2	3	16	53	.453	7	4	14	0	.369	2	3	1-5	38	4	2	.955
Jorgensborg	.316	56-56	133	35	42	10	2	6	29	74	.556	13	13	25	0	.422	2	5	12-12	66	0	3	.957
Marrone	.314	32-25	70	15	22	4	0	0	18	26	.371	5	3	12	0	.380	1	3	1-1	36	21	5	.919
Stuhr	.281	33-23	57	15	16	2	0	3	13	27	.474	3	5	11	0	.369	0	3	2-3	17	1	1	.947
Fleury	.277	56-56	155	37	43	6	2	6	20	71	.458	20	2	15	0	.367	0	8	16-18	83	66	10	.937
Thornton	.333	44-1	3	17	1	0	0	0	0	1	.333	0	0	1	0	.333	0	0	10-14	1	0	0	1.000
Saganowich	.231	13-2	13	3	3	1	0	0	2	4	.308	0	0	2	0	.231	0	0	0-0	9	11	1	.952
Bowe	.222	28-19	36	8	8	1	0	0	1	9	.250	7	0	9	0	.349	0	5	1-2	81	5	4	.956
O'Connor	.207	22-13	29	8	6	1	0	0	2	7	.241	5	1	8	0	.343	0	1	1-2	15	11	0	1.000
Winter	.120	13-11	25	2	3	0	0	0	4	3	.120	2	1	9	0	.207	1	1	1-1	30	22	2	.963
Wright	.100	16-11	20	2	2	1	0	0	2	3	.150	2	0	6	0	.182	0	0	0-0	90	7	0	1.000
Lux	.087	17-7	23	3	2	0	0	0	3	2	.087	2	0	8	0	.148	2	0	1-1	36	1	2	.949
Kelly	.000	5-1	6	0	0	0	0	0	0	0	.000	0	0	0	0	.000	0	0	0-0	0	0	0	.000
Torres	.000	32-0	4	16	0	0	0	0	0	0	.000	0	0	2	0	.000	0	0	1-2	2	0	0	1.000
Totals	.330	57-57	1453	333	480	82	12	52	291	742	.511	137	39	197	0	.397	22	60	73-95	1115	331	41	.972
Opponents	.241	57-57	1434	164	346	35	3	45	158	522	.364	102	24	413	2	.301	6	19	42-56	1059	468	80	.950

Player	ERA	W-L	APP	GS	CG	SHO/CBO	SV	IP	H	R	ER	BB	SO	2B	3B	HR	AB	B/Avg	WP	HBP	BK	SFA	SHA
Bowe	2.10	1-1	7	3	0	0/1	1	16.2	11	8	5	9	18	0	0	1	57	.193	3	0	0	3	1
Winter	2.42	25-4	39	28	12	3/5	4	179.1	163	65	62	29	216	20	2	23	691	.236	1	9	1	1	6
Valdivia	2.85	10-5	30	18	6	2/6	1	103.0	105	50	42	25	111	12	1	16	402	.261	3	9	1	2	7
O'Donnell	3.45	10-1	25	8	1	1/4	2	67.0	60	35	33	36	66	3	0	4	258	.233	4	5	0	0	5
Kelly	7.00	0-0	5	0	0	0/1	1	6.0	7	6	6	3	2	0	0	1	26	.269	1	1	0	0	0
Totals	2.78	46-1157	57	19	14/8	9	372.0	346	164	148	102	413	35	3	45	1434	.241	12	24	2	6	19	
Opponents	5.14	11-4657	57	26	4/1	1	353.0	480	333	259	137	197	82	12	52	1453	.330	24	39	7	22	60	

NCAA Ranking (team)

Category	Notre Dame Rank	Actual	Leader	Actual
Batting average	7	.330	Tennessee	.348
Fielding percentage	20	.972	Hofstra	.985
Scoring	15	5.84	La.-Lafayette	7.76
W/L percentage	8	.807	Arizona State	.909
Home runs / game	45	0.91	Florida	1.80
Doubles / game	26	1.44	Delaware State	2.08
Triples / game	54	.210	Jackson State	.420
Slugging percentage	15	.511	Georgia Tech	.589

NCAA Ranking (individual)

Category	Player	Rank	Actual	National Leader	Actual
Batting Average	Alexa Maldonado	43	.413	Stephanie Thompson (Brown)	.504
RBI/game	Heather Johnson	15	1.12	Christi Orgeron (Louisiana-Lafayette)	1.63
Runs/game	Alexa Maldonado	31	0.96	Nerissa Myers (Louisiana-Lafayette)	1.24
Hit By Pitch/game	Brianna Jorgensborg	51	0.23	Aniss Young (LSU)	0.46
Toughest to Strikeout	Heather Johnson	52	17.5	Tera Vaughn (Colgate)	53.7
Triples	Alexa Maldonado	92	3	Jocelyn Dearborn (Fordham)	8
Sacrifice Flies	Alexia Clay	18	4	Megan Bush (Florida)	9
	Heather Johnson	76	3		
	Alexa Maldonado	76	3		
Strikeouts	Laura Winter	55	216	Sara Plourde (UMass)	498
Strikeouts/7 inn.	Laura Winter	41	8.4	Amanda Crabtree (Houston)	12.0
	Jody Valdivia	69	7.5		
Walks/7.0 innings	Laura Winter	13	1.13	Kandice Irwin (Chattanooga)	0.64
	Jody Valdivia	63	1.70		
Victories	Laura Winter	34	24	Jolene Henderson (California)	40
Saves	Laura Winter	14	4	Kandice Irwin (Chattanooga)	8
	Shannon Kelly	83	2		

2011 BIG EAST Standings / Accolades

2011 BIG EAST Final Standings						
Team	BIG EAST			Overall		
	W	L	PCT.	W	L	PCT.
*# Notre Dame	19	1	.950	46	11	.807
* DePaul	19	2	.905	41	15	.732
* & Syracuse	15	5	.750	45	13	.776
*USF	13	5	.722	33	21	.611
* Louisville	12	7	.632	38	20	.655
* Pittsburgh	13	8	.619	34	17	.667
* Rutgers	7	12	.368	19	30	.388
* Providence	7	13	.350	23	30	.434
St. John's	6	12	.333	20	30	.400
Georgetown	6	12	.333	13	40	.245
Connecticut	6	15	.286	19	30	.388
Villanova	3	18	.143	16	32	.337
Seton Hall	3	19	.136	16	35	.314

& Syracuse won the BIG EAST Championship
Notre Dame won the BIG EAST regular-season title
* Earned trip to BIG EAST Championship

BIG EAST Accolades

All-BIG EAST First Team

Laura Winter, Notre Dame, P
Sara Nevins, USF, P
Jenna Caira, Syracuse, P
Alexia Clay, Notre Dame, C
Alicja Wolny, Louisville, 1B
Katie Keller, Louisville, 2B
Heather Johnson, Notre Dame, 3B (*unanimous*)
Julie Towers, Connecticut, SS
Hannah Kiyohara, Louisville, OF
Alexa Maldonado, Notre Dame, OF
Sadie Pitzenberger, Notre Dame, OF
Kristen Verdun, DePaul, U/P
Amber Curry, St. John's, DPU/U

All-BIG EAST Second Team

Caralisa Connell, Louisville, P
Brittany O'Donnell, Notre Dame, P
Holly Stevens, Pittsburgh, C
Megan Coronado, DePaul, 1B
Mandy Craig, Rutgers, 1B
Stephanie Watts, Syracuse, 2B
Kelly Hmiel, Pittsburgh, 3B
Katie Fleury, Notre Dame, SS
Alex Morocco, DePaul, OF
Brianna Jorgensborg, Notre Dame, OF
Reba Tutt, Pittsburgh, OF
Mackensy Carter, Georgetown, U/P
Jasmine Watson, Syracuse, DP/U

All-BIG EAST Third Team

Alyssa O'Connell, Pittsburgh, P
Lindsey Richardson, USF, P
Andrea Huelsenbeck, Connecticut, C
Kely Saco, Syracuse, 1B
Allie Braden, DePaul, 2B
Hallie Gibbs, Syracuse, 3B
Colby Wherry, Louisville, SS
Samantha Dodd, DePaul, OF
Sean Plese, DePaul, OF
Jennifer Esteban, Louisville, OF
Gina Kafalas, USF, OF
Courtney Goff, USF, DP/U

BIG EAST Championship All-Tournament Team

Most Outstanding Player - Jenna Caira, Syracuse, P
Justine Stratton, Providence, SS
Lynsey Ciezki, DePaul, 3B
Sadie Pitzenberger, Notre Dame, RF
Tori Collins, Louisville, LHP
Lisaira Daniels, Syracuse, RF
Colby Wherry, Louisville, SS
Kelly Saco, Syracuse, 1B
Chelsea Bernis, Louisville, 3B
Stephanie Watts, Syracuse, 2B
Maggie Ruckebrod, Louisville, C
Morgan Nandin, Syracuse, SS
Tara Voss, DePaul, SS
Kristen Wadwell, Louisville, P

BIG EAST Regular Season Awards

Player of the Year - **Heather Johnson**, Notre Dame, 3B
Pitcher of the Year - Jenna Caira, Syracuse
Rookie of the Year - Kirsten Verdun, DePaul, P/1B
Coaching Staff of the Year - **Notre Dame**

Honors & Awards

Alexia Clay

First Team NFCA all-Region
First Team all-BIG EAST
BIG EAST Player of the Week (May 9)

Katie Fleury

Second Team all-BIG EAST

Heather Johnson

NFCA Third Team All-America
BIG EAST Player of the Year
Second Team NFCA all-Region
First Team all-BIG EAST
BIG EAST Player of the Week
(April 4, April 11, April 18)

Brianna Jorgensborg

Second Team all-BIG EAST
BIG EAST Player of the Week (May 2)

Alexa Maldonado

First Team NFCA all-Region
First Team all-BIG EAST
BIG EAST Player of the Week (Feb. 21)
BIG EAST Honor Roll (Feb. 28)

Erin Marrone

Byron V. Kanaley Award
Top Gun Award
Notre Dame of St. Joseph Valley Rockne
Student-Athlete Award

Dani Miller

NFCA Third Team All-America
First Team NFCA all-Region
BIG EAST Honor Roll (March 7)

Brittany O'Donnell

Second Team all-BIG EAST

Sadie Pitzenberger

First Team NFCA all-Region
First Team all-BIG EAST
BIG EAST Championship All-Tournament
Team

Laura Winter

Second Team NFCA all-Region
First Team all-BIG EAST
BIG EAST Pitcher of the Week (April 11)
BIG EAST Honor Roll
(Feb. 21, March 7, May 2, May 9)

Deanna Gumpf

BIG EAST Coaching Staff of the Year

Notre Dame Leads Nation In NFCA's Strikeout Cancer Collaboration

Head coach Deanna Gumpf and her five-year old daughter, Tatum, presented a check for \$12,046 to the pediatric oncology unit of the South Bend Memorial Hospital last summer. The Irish softball program raised more money than any other school in the nation this past season as part of the NFCA's Strikeout Cancer initiative.

"Being a part of Memorial Hospital and seeing the kids come in and out of here and being a part of Notre Dame - I think it's a great partnership," Gumpf said. "I hope that our program and Notre Dame can continue to give back to Memorial for everything they do for all the kids here."

Notre Dame's Strikeout Cancer game was played against Louisville on April 17. Louisville even auctioned off its game-worn jerseys and donated the money to Notre Dame's cause. Tatum, who was diagnosed with leukemia last summer, threw out the ceremonial first pitch of that contest.

"It was very emotional for all of us, because that was the first game she was able to attend since she was diagnosed," said Gumpf, whose team advanced to the regional round of the 2011 NCAA Softball Championship. "It was very cool, and Tatum loved every minute of it."

The Gumpf family recently returned from its "Make a Wish" trip in Orlando. Tatum brought along her mother, father and older brother, Brady. The family split time at the Disney, Sea World and Universal theme parks.

"It was a dream come true for my kids," Gumpf said. "They've had a heck of the year so they deserved it and we had a great time just having the four of us do something special."

Tatum continues to take medication daily and makes regular visits for treatments and checkups.

Batting Cage Dedication, Gumpf Honorary Monogram Highlight Memorable Day For Irish Softball

The dedication of the Charles and Marie Doherty Batting Cages - featuring a special honorary Monogram presentation to head coach Deanna Gumpf - highlighted a landmark day last November for the Notre Dame softball program on the grounds of Melissa Cook Stadium.

More than 100 members of the Irish softball family attended the special ceremony emceed by deputy athletics director Bill Scholl ('79). In addition to Gumpf and assistant coaches Kris Ganeff ('99) and Lizzy Lemire ('01), attendees included athletics director Jack Swarbrick ('76), vice president for University relations Lou Nanni ('84, '88), Monogram Club executive director Beth Hunter and Club president Dick Nussbaum ('74, '77).

Former All-Americans Jarrah Myers ('02), Megan Ciolli ('05) joined Nicole defau ('04), Heather Booth ('06), Sarah Smith ('08), Stephanie Mola ('09) and a host of other softball Monogram winners who returned to campus for the event.

Paul and Linda Demo, the parents of former softball student-athlete Melissa Cook, provided the funding for the state-of-the-art batting cage project and were on hand to bless the facility with athletics department chaplain Rev. Paul

Doyle, C.S.C. ('65). The batting cages are named after Linda Demo's parents - Charles and Marie Doherty - who attended numerous Notre Dame softball games during Cook's career with the Irish in 1991 and 1992.

"For all of us associated with the softball program who've come to know Paul and Linda as a surrogate mother and father, we are richly blessed to have them as part of this community," Nanni said. "In addition to Melissa Cook Stadium, to add these beautiful new batting cages, and to name them after Melissa's grandparents, is just something that continues a story that is deeply moving, humbling, and inspiring to all of us."

The Demos have been more than just supporters of the Notre Dame softball team over the past 10 years, and Gumpf took to the podium to praise the couple for the love and kindness they bring to the program and its student-athletes.

"We are the beneficiaries of these wonderful facility gifts, but the biggest gift they've given us is their laughter, their smiles, their love, their wisdom and their strength," Gumpf said. "Every single one of us is a better person because of Paul and Linda."

After the formal program of speakers concluded, Swarbrick welcomed Hunter and Nussbaum to the podium for a special ceremony.

"There's some things the Monogram Club can do and some things it can't do," Nussbaum said. "One thing we can certainly do is honor a head coach, and the leadership and the love that Coach Gumpf has shown to her players and to her family is just extraordinary. With that in mind, we're proud to welcome Deanna as the newest member of the Monogram Club."

The honorary Monogram came as a complete surprise to the emotional Gumpf, who was presented with a scroll and a Monogram jacket by Hunter.

"Notre Dame is a very, very special place and I look out and see the girls and the alumni and I am so lucky to have you guys in my life," Gumpf said. "I always say Notre Dame is such a special place because it makes everybody better who comes here, but it's the people who walk out of here who make each other better."

WORTH
FPEX
fastpitch experts

LEGIT



FP4L8



FP4L9



FP4L10



WORTH IS PROUD TO BE THE
OFFICIAL SPONSOR OF THE
UNIVERSITY OF NOTRE DAME
FIGHTING IRISH

WORTHSPORTS.COM

©2012 WORTH SPORTS, A SUBSIDIARY OF JARDEN CORPORATION (NYSE:JAH)
510 MARYVILLE UNIVERSITY DRIVE, SUITE 110, ST. LOUIS, MO 63147

UNIVERSITY OF NOTRE DAME

FIGHTING IRISH



2012 OPPONENTS

Notre Dame will cover the country with trips from coast to coast throughout the 2012 season.

All-Time Series Records

All-Time Series Records

Team	Win	Loss	Tie	Pct.
Akron	3	2	0	.600
Alabama	0	5	0	.000
Alabama-Birmingham	1	1	0	.500
Arizona	0	7	0	.000
Arizona State	2	9	0	.182
Arkansas	2	2	0	.500
Army	1	0	0	1.000
Auburn	4	2	0	.667
Ball State	8	4	0	.667
Baylor	0	2	0	.000
Bethel College (Ind.)	2	0	0	1.000
Boston College	18	5	0	.783
Bowling Green	13	6	0	.684
Bradley	1	3	0	.250
Buffalo	2	0	0	1.000
Butler	28	2	0	.933
BYU	1	0	0	1.000
California	1	4	0	.200
Cal Poly	4	0	0	1.000
Cal State Fullerton	3	7	0	.300
Cal State Northridge	2	0	0	1.000
Campbell	2	0	0	1.000
Canisius	1	0	0	1.000
Central Michigan	3	2	0	.600
Centenary	1	0	0	1.000
Charleston Southern	2	0	0	1.000
Cleveland State	4	0	0	1.000
Coastal Carolina	2	0	0	1.000
College of Charleston	1	0	0	1.000
Colorado State	2	2	0	.500
Connecticut	31	7	0	.816
Creighton	2	1	0	.667
Dayton	10	3	0	.769
DePaul	23	32	1	.420
Detroit	13	10	0	.565
Drake	0	1	0	.000
East Carolina	2	0	0	1.000
Eastern Kentucky	1	0	0	1.000
Eastern Illinois	2	4	0	.333
Eastern Michigan	13	2	0	.867
East Tennessee State	1	0	0	1.000
Evansville	13	1	0	.929
Florida	1	4	0	.200
Florida A&M	1	0	0	1.000
Florida Atlantic	3	0	0	1.000
Florida International	1	2	0	.333
Florida State	2	3	0	.400
Fordham	1	0	0	1.000
Fresno State	3	1	0	.750
Gardner-Webb	0	1	0	.000
Georgetown	4	0	0	1.000
George Washington	2	0	0	1.000
Georgia	0	1	0	.000
Georgia State	1	0	0	1.000
Georgia Tech	3	0	0	1.000
Grace College	3	1	0	.750
Hawaii	3	5	0	.375
Hofstra	1	1	0	.500
Illinois-Chicago	19	9	0	.679
Illinois State	5	3	0	.625
Indiana	9	10	0	.474
Indiana State	13	7	1	.643
IPFW	3	0	0	1.000
IUPUI	2	1	0	.667
Iowa	1	4	0	.200
Iowa State	1	3	0	.250
Jacksonville	2	0	0	1.000
Jacksonville State	1	0	0	1.000
Kansas	6	2	0	.750
Kent State	3	1	0	.750
Kentucky	1	1	0	.500
Kentucky Wesleyan	2	1	0	.667
La Salle	6	0	0	1.000
Liberty	1	0	0	1.000
Long Beach State	4	3	0	.571
Longwood	0	1	0	.000
Louisiana-Lafayette	3	5	0	.375
Louisiana - Monroe	1	0	0	1.000
Louisiana Tech	1	1	0	.500
Louisville	10	12	0	.455
Loyola-Chicago	33	7	1	.817
Loyola Marymount	6	2	0	.750
LSU	0	1	0	.000
Maine	2	0	0	1.000
Marist	1	0	0	1.000
Marshall	1	0	0	1.000
Marquette	4	0	0	1.000
Maryland	4	0	0	1.000
Massachusetts	1	2	0	.333
McNeese State	1	0	0	1.000
Memphis	1	0	0	1.000
Mercer	2	0	0	1.000
Miami (Ohio)	5	2	0	.714
Michigan	4	15	0	.211
Michigan State	5	1	0	.833
Minnesota	1	0	0	1.000
Mississippi	1	0	0	1.000
Mississippi State	1	0	0	1.000
Missouri	1	5	0	.167
Missouri-Kansas City	1	0	0	1.000
Mount Mercy	1	0	0	1.000
Nebraska	3	8	0	.273
Nevada	1	0	0	1.000
New Mexico	2	1	0	.667
New Mexico State	1	0	0	1.000
North Carolina	7	2	0	.778
North Central (Ill.)	2	0	0	1.000
North Dakota State	1	1	0	.500
North Florida	2	0	0	1.000
Northeastern Illinois	2	0	0	1.000
Northern Illinois	10	5	0	.667
Northern Iowa	3	1	0	.750
Northwestern	6	11	0	.353
Northwestern State	2	1	0	.667
Oakland	3	0	0	1.000
Ohio State	4	3	0	.571
Oklahoma	4	4	0	.500
Oklahoma State	1	3	0	.250
Oregon	2	3	0	.400
Oregon State	1	5	0	.167
Pacific	2	3	0	.400
Penn State	1	2	0	.333
Pima College	2	0	0	1.000
Pittsburgh	23	2	0	.920
Pittsburg State	0	1	0	.000
Portland State	2	0	0	1.000
Purdue	14	9	0	.609
Princeton	3	0	0	1.000
Providence	33	2	0	.943
Robert Morris	1	0	0	1.000
Rhode Island	4	0	0	1.000
Rutgers	28	7	0	.800
Sacramento State	2	2	0	.500
Saint Mary's (Calif.)	2	0	0	1.000
Saint Mary's (Ind.)	5	0	0	1.000
Saint Louis	4	2	0	.667
Saint Xavier	1	0	0	1.000
Samford	1	0	0	1.000
San Diego	1	0	0	1.000
San Diego State	4	0	0	1.000
San Jose State	1	0	0	1.000
Sam Houston State	1	3	0	.250
Seton Hall	33	9	0	.786
South Carolina	3	6	0	.333
Southern Illinois	1	1	0	.500
Southern Indiana	1	1	0	.500
Southern Utah	1	0	0	1.000
Southwestern Michigan	3	0	0	1.000
Southern Mississippi	2	0	0	1.000
St. Francis	3	2	0	.600
St. John's	34	1	0	.971
St. Joseph's (Ind.)	6	0	0	1.000
Stanford	0	3	0	.000
Stephen F. Austin	2	1	0	.667
Syracuse	19	3	0	.864
Temple	4	1	0	.800
Tennessee	3	0	0	1.000
Tennessee-Chattanooga	2	1	0	.667
Tennessee-Martin	1	0	0	1.000
Tennessee Tech	1	0	0	1.000
Texas	1	2	0	.333
Texas A&M	1	5	0	.167
Texas Tech	4	1	0	.800
Toledo	14	0	0	1.000
Towson	1	1	0	.500
Troy	1	0	0	1.000
Tulsa	3	3	0	.500
UC Davis	1	0	0	1.000
UCLA	0	6	0	.000
UC Riverside	2	0	0	1.000
UC Santa Barbara	4	1	0	.800
UNC Charlotte	1	0	0	1.000
UNLV	4	2	0	.667
Upper Iowa	1	0	0	1.000
USF	12	10	0	.545
Utah	4	0	0	1.000
Utah State	1	0	0	1.000
Valparaiso	31	2	0	.939
Villanova	41	4	0	.911
Virginia	6	0	0	1.000
Virginia Tech	11	2	0	.846
Washburn	0	1	0	.000
Washington	1	3	0	.250
Western Illinois	3	4	0	.429
Western Kentucky	1	1	0	.500
Western Michigan	24	6	0	.800
Wichita State	1	0	0	1.000
Winthrop	2	2	0	.500
Wisconsin	5	2	0	.714
Wisconsin-Green Bay	4	3	0	.571
Wisconsin-Parkside	1	0	0	1.000
Wright State	6	0	0	1.000

date – site – opponent rank – result – score

AKRON (3-2)

overall: 3-2 / home: 2-1 / neutral: 1-1

(1) 3.17.90	N	L	0-5
(1) 3.17.90	N	W	1-0
4.21.05	H	W	1-0
4.21.05	H	W	3-2
4.5.06	H	L	2-4 (8)

(1) Houston Games (Houston, Texas)

ALABAMA (0-5)

overall: 0-5 / away: 0-2 / neutral: 0-3

(1) 2.23.06	N	L	4-7
(2) 3.19.06	N	L	3-4
(3) 2.13.09	A	-1	L 1-10 (5)
(2) 3.14.09	A	-1	L 0-10 (5)
(4) 3.4.11	N	-1	L 1-4

(1) NFCA Leadoff Classic (Columbus, Ohio)
 (2) Judi Garman Classic (Fullerton, Calif.)
 (3) Bama Bash (Tuscaloosa, Ala.)
 (4) Diamond 9 Citrus Classic (Buena Vista, Fla.)

ALABAMA-BIRMINGHAM (1-1)

overall: 1-1 / neutral: 1-1

(1) 3.3.01	N	W	9-1
(2) 2.16.07	N	L	0-8 (6)

(1) Frost Classic (Chattanooga, Tenn.)
 (2) Tiger Invitational (Auburn, Ala.)

ARIZONA (0-7)

overall: 0-7 / away: 0-4 / neutral: 0-3

(1) 3.6.99	A	-2	L 0-16
(1) 3.7.99	A	-2	L 3-8
(2) 3.16.00	N	-3	L 1-2
(2) 3.19.00	N	-3	L 3-6
(3) 2.15.02	A	-1	L 0-3
(2) 3.14.02	A	-2	L 0-7
(4) 3.14.09	N	-12	L 1-10 (5)

(1) Hillenbrand Tournament (Tucson, Ariz.)
 (2) Kia Klassic (Fullerton, Calif.)
 (3) Pepsi Classic (Tucson, Ariz.)
 (4) Judi Garman Classic (Fullerton, Calif.)

ARIZONA STATE (2-9)

overall: 2-9 / away: 0-3 / neutral: 2-6

(1) 2.26.95	A	L	1-4
(1) 2.23.96	A	L	2-11
(1) 2.21.97	A	-25	L 1-9
(2) 3.15.97	N	-12	L 0-9
(3) 3.1.98	N	-7	L 2-5
(4) 3.17.01	N	-10	W 5-1
(3) 2.23.02	N	-8	L 2-3
(5) 2.26.05	N	L	1-2
(6) 3.16.06	N	-10	W 3-2
(6) 3.15.07	N	-2	L 0-3
(6) 3.15.09	N	-6	L 0-3

(1) Arizona State Tournament (Tempe, Ariz.)
 (2) National Invitational Tournament (San Jose, Calif.)
 (3) NFCA Leadoff Classic (Columbus, Ga.)
 (4) Kia Klassic (Fullerton, Calif.)
 (5) Cathedral City Classic (Cathedral City, Calif.)
 (6) Judi Garman Classic (Fullerton, Calif.)

ARKANSAS (2-2)

overall: 2-2 / away: 2-2

(1) 2.26.00	A	L	2-4
(1) 2.26.00	A	W	2-1
(2) 2.24.01	A	W	4-3
(2) 2.25.01	A	L	0-2

(1) Morning News Invitational (Fayetteville, Ark.)
 (2) Lady Razorback Invitational (Fayetteville, Ark.)

ARMY (1-0)

overall: 1-0 / neutral: 1-0

(1) 3.15.92	N	W	4-0
-------------	---	---	-----

(1) Tampa Games (Tampa, Fla.)

AUBURN (4-2)

overall: 4-2 / away: 1-0 / neutral: 3-2

(1) 2.22.97	N	W	4-2
(2) 2.21.98	N	L	2-4
(3) 2.28.98	N	W	1-0
(1) 2.15.02	N	W	3-2 (10)
(4) 2.16.07	A	W	3-0
(5) 2.13.10	N	L	2-5

(1) Pepsi Classic (Tucson, Ariz.)
 (2) Gladstone Tournament (Tampa, Fla.)
 (3) NFCA Leadoff Classic (Columbus, Ga.)
 (4) Tiger Invitational (Auburn, Ala.)
 (5) Kajikawa Classic (Tempe, Ariz.)

BALL STATE (8-4)

overall: 8-4 / home: 5-1 / away: 3-1 / neutral: 0-2

3.28.91	A	W	5-3 (8)
3.28.91	A	L	0-3
(1) 3.20.92	N	L	0-3
(1) 3.21.92	N	L	3-4 (9)
4.17.94	H	L	0-5
4.17.94	H	W	2-0
3.25.95	A	W	2-1
3.25.95	A	W	3-1
4.7.05	H	W	4-1
4.11.06	H	W	6-0
4.18.07	H	W	3-0
3.24.09	H	W	5-1

(1) Sycamore Classic (Terre Haute, Ind.)

BAYLOR (0-2)

overall: 0-2 / neutral: 0-2

(1) 3.7.97	N	-24	L 2-3
(1) 3.8.97	N	-24	L 1-7

(1) Sooner Classic (Oklahoma City, Okla.)

BETHEL COLLEGE (Ind.) (2-0)

overall: 2-0 / away: 2-0

4.12.89	A	W	15-10
4.12.89	A	W	13-2

BOSTON COLLEGE (18-5 / 15-4 BIG EAST)

overall: 18-5 / home: 8-2 / away: 7-2 / neutral: 3-1

*4.6.96	A	W	5-4
*4.6.96	A	W	4-2
*4.4.97	H	L	0-2
*4.4.97	H	L	3-5
(1) 5.3.97	N	L	1-3
*4.5.98	A	L	2-3
*4.5.98	A	W	1-0
*4.7.99	H	W	7-0
*4.17.99	H	W	8-1
(1) 5.8.99	N	W	9-4
*4.15.00	A	W	7-0
*4.15.00	A	L	2-3
(1) 5.5.00	N	W	5-2
*4.28.01	H	W	4-2
*4.28.01	H	W	5-0
*4.27.02	A	W	4-3
*4.27.02	A	W	8-2
*4.26.03	A	W	11-0
*4.4.04	H	W	5-0
*4.4.04	H	W	7-1
(2) 5.13.04	N	W	5-1
*4.29.05	H	W	8-0 (5)
*4.29.05	H	W	8-0 (5)

(1) BIG EAST Championship (Storrs, Conn.)
 (2) BIG EAST Championship (Syracuse, N.Y.)
 *BIG EAST Conference game

BOWLING GREEN (13-6)

overall: 13-6 / home: 9-3 / away: 2-2 / neutral: 2-1

(1) 3.15.91	N	W	5-4
3.20.91	A	L	0-7
3.20.91	A	L	2-4
(2) 3.7.92	N	L	0-4
(2) 3.8.92	N	W	4-1
3.17.92	H	L	0-3
3.17.92	H	L	0-1 (9)
4.20.93	A	W	3-0
4.20.93	A	W	1-0
3.30.95	H	W	6-1
3.30.95	H	L	4-5
3.28.99	H	W	4-3
3.28.99	H	W	2-1
4.18.02	H	W	8-5
3.29.06	H	W	1-0
4.28.10	H	25-	W 4-1
4.28.10	H	25-	W 10-5
4.12.11	H	24-	W 10-2 (6)
4.12.11	H	24-	W 8-5

(1) Sycamore Classic (Terre Haute, Ind.)
 (2) Southern Illinois Tournament (Carbondale, Ill.)

BRADLEY (1-3)

overall: 1-3 / away: 1-1 / neutral: 0-2

3.10.89	N	L	1-5
3.31.90	A	W	1-0 (8)
3.31.90	A	L	4-5
(1) 3.15.96	N	L	1-3

(1) Florida State Tournament (Tallahassee, Fla.)

Series vs. Opponents

BUFFALO (2-0)

overall: 1-0 / neutral: 1-0			
(1) 2.24.06	N	W	1-0
(2) 3.12.10	N	W	1-0
(1) Golden Panther Invitational (Miami, Fla.)			
(2) Long Beach Invitational (Lakewood, Calif.)			

BUTLER (28-2 / 13-2 MCC)

overall: 28-2 / home: 16-0 / away: 9-2 / neutral: 3-0			
*3.27.89	A	W	4-0
*3.27.89	A	W	3-2
*4.7.89	A	W	7-6
*4.5.90	A	W	4-0
*4.5.90	A	L	1-3
*4.24.91	H	W	1-0
*4.24.91	H	W	1-0
(1) 5.15.91	N	W	5-4
*4.22.92	A	W	7-0
*4.22.92	A	L	1-2
*5.7.93	H	W	6-0
*5.7.93	H	W	3-0
(1) 5.11.93	N	W	1-0
*4.16.94	A	W	8-1
*4.16.94	A	W	1-0
(1) 5.11.94	N	W	7-5
*4.2.95	A	W	7-0
*4.2.95	A	W	13-0
4.2.96	H	W	5-0
4.2.96	H	W	8-0
4.23.97	H	W	8-3
2.23.97	H	W	8-1
4.16.98	H	W	5-3
4.16.98	H	W	7-0
3.30.99	H	W	2-1
3.30.99	H	W	2-0
4.12.00	H	W	7-0
4.12.00	H	W	8-0
4.7.11	H	W	5-0
4.7.11	H	W	6-1

(1) Midwestern Collegiate Conference Tournament (Indianapolis, Ind.)

*Midwestern Collegiate Conference game

BYU (1-0)

overall: 1-0 / neutral: 1-0			
(1) 2.17.06	N	W	8-3
(1) Desert Classic (Las Vegas, Nev.)			

CALIFORNIA (1-4)

overall: 1-4 / neutral: 1-4			
(1) 3.12.99	N	-14	L 1-2
(2) 2.22.03	N	-4	L 0-6
(3) 2.13.04	N	-2	L 1-2
(4) 2.23.07	N	-17	L 5-7
(5) 2.17.08	N	W	4-3
(1) National Invitational Tournament (San Jose, Calif.)			
(2) NFCA Leadoff Classic (Columbus, Ohio)			
(3) Desert Classic (Las Vegas, Nev.)			
(4) Palm Spring Tournament (Cathedral City, Calif.)			
(5) Kajikawa Classic (Tempe, Ariz.)			

CAL POLY (4-0)

overall: 4-0 / away: 4-0			
3.12.06	A	W	3-1
3.12.06	A	W	1-0
3.13.11	A	W	4-1
3.13.11	A	W	2-0

CAL STATE FULLERTON (3-7)

overall: 3-7 / away: 1-4 / neutral: 2-3			
3.13.95	A	-5	W 1-0
3.13.95	A	-5	L 0-2
3.10.99	A	L	1-2
(1) 3.18.01	N	-9	L 4-5
(2) 2.28.04	N	W	5-4 (8)
(3) 3.15.06	N	L	2-3
(4) 2.24.07	N	L	0-2
(5) 3.2.08	A	L	0-1
(6) 3.8.08	N	W	1-0
(3) 3.16.11	A	L	0-10 (5)
(1) Kia Klassic (Fullerton, Calif.)			
(2) NFCA Leadoff Classic (Columbus, Ga.)			
(3) Judi Garman Classic (Fullerton, Calif.)			
(4) Cathedral City Classic (Cathedral City, Calif.)			
(5) Worth Invitational (Fullerton, Calif.)			
(6) Long Beach Invitational (Lakewood, Calif.)			

CAL STATE NORTHRIDGE (2-0)

overall: 2-0 / away: 1-0 / neutral: 1-0			
(1) 3.9.08	N	W	3-1
3.10.10	A	W	3-0
(1) Long Beach Invitational (Long Beach, Calif.)			

CAMPBELL (2-0)

overall: 2-0 / neutral: 2-0			
(1) 3.9.05	N	W	6-1
(2) 3.15.08	N	W	5-0
(1) Hawaii Spring Fling (Honolulu, Hawaii)			
(2) Lowcountry Invitational (Charleston, S.C.)			

CANISIUS (1-0)

overall: 1-0 / neutral: 1-0			
(1) 2.27.98	N	W	15-0
(1) NFCA Leadoff Classic (Columbus, Ga.)			

CENTRAL MICHIGAN (3-2)

overall: 3-2 / neutral: 3-2			
(1) 3.10.93	N	W	3-2 (8)
(1) 3.10.93	N	W	4-0
(1) 3.9.96	N	W	10-0
(2) 5.18.96	N	L	3-9
(2) 5.20.00	N	L	1-2
(1) South Florida Tournament (Tampa, Fla.)			
(2) NCAA Tournament (Ann Arbor, Mich.)			

CENTENARY (1-0)

overall: 1-0 / neutral: 1-0			
(1) 3.4.94	N	W	3-2
(1) Aggie Invitational (College Station, Texas)			

CHARLESTON SOUTHERN (2-0)

overall: 2-0 / away: 2-0			
(1) 3.14.08	A	W	16-2 (5)
(1) 3.15.08	A	W	10-2 (5)
(1) Lowcountry Invitational (Charleston, S.C.)			

CLEVELAND STATE (4-0 / 2-0 MCC)

overall: 4-0 / home: 3-0 / neutral: 1-0			
*4.22.95	H	W	2-0
*4.22.95	H	W	8-4 (15)
(1) 5.15.09	N	25-	W 3-1
4.15.10	H	24-	W 8-0 (6)
(1) NCAA Tournament (Ann Arbor, Mich.)			
*Midwestern Collegiate Conference game			

COASTAL CAROLINA (2-0)

overall: 2-0 / neutral: 2-0			
(1) 5.17.92	N	W	3-0
(2) 2.12.05	N	W	2-0
(1) National Invitational Tournament (Macomb, Ill.)			
(2) Gainesville Utilities Classic (Gainesville, Fla.)			

COLLEGE OF CHARLESTON (1-0)

overall: 1-0 / away: 1-0			
(3) 2.26.11	A	W	2-0
(1) Cougar Classic (Mt. Pleasant, S.C.)			

COLORADO STATE (2-2)

overall: 2-2 / neutral: 2-2			
(1) 3.5.95	N	W	7-0
(2) 3.14.97	N	W	7-5
(2) 3.14.97	N	L	0-7
(3) 2.17.06	N	L	4-5
(1) Aggie Invitational (College Station, Texas)			
(2) National Invitational Tournament (San Jose, Calif.)			
(3) Desert Classic (Las Vegas, Nev.)			

CONNECTICUT (31-7 / 25-3 BIG EAST)

overall: 31-7 / home: 14-2 / away: 11-1 / neutral: 6-4			
(1) 3.12.93	N	W	3-2
*4.20.96	H	W	6-5
*4.20.96	H	W	2-1
(2) 5.4.96	N	L	0-3
(2) 5.5.96	N	W	6-3
(2) 5.5.96	N	L	0-1
*4.20.97	A	L	2-3
*4.20.97	A	W	6-3
(3) 5.5.97	N	L	1-2
*4.18.98	H	W	4-0
*4.18.98	H	W	7-2
(2) 5.2.98	N	L	1-4
*4.24.99	A	W	7-3
*4.24.99	A	W	9-1
(3) 5.8.99	N	W	4-1
*3.31.00	H	L	4-5
*3.31.00	H	W	3-0
(2) 5.6.00	N	W	5-0
(2) 5.7.00	N	W	7-0
*4.7.01	A	W	6-0
*4.7.01	A	W	1-0
*4.12.02	H	W	1-0 (8)
*4.12.02	H	W	8-0
*4.27.03	H	L	1-2
*4.27.03	H	W	6-3
*4.2.04	H	W	9-1 (6)
*4.2.04	H	W	10-0 (5)
*4.17.05	A	W	2-0
*4.17.05	A	W	3-2 (8)
*4.1.06	H	W	9-0 (5)
*4.1.06	H	W	2-1 (8)
(4) 5.10.07	N	W	6-0

*4.27.08	H	W	8-5
*4.27.08	H	W	3-2
*4.11.09	A	W	12-4
*5.7.11	A	21- W	8-4
*5.7.11	A	21- W	9-0 (5)
*5.8.11	A	21- W	14-11

(1) South Florida Tournament (Tampa, Fla.)
(2) BIG EAST Tournament (Chestnut Hill, Mass.)

(3) BIG EAST Tournament (Storrs, Conn.)

(4) BIG EAST Tournament (South Bend, Ind.)

*BIG EAST Conference game

CREIGHTON (2-1)

overall: 2-1 / away: 1-0 / neutral: 1-1

(1) 4.11.92	A	W	2-1 (8)
(2) 3.4.94	N	L	5-9
(3) 2.12.10	N	W	11-3 (6)

(1) Creighton Invitational (Omaha, Neb.)

(2) Aggie Invitational (College Station, Texas)

(3) Kajikawa Classic (Tempe, Ariz.)

DAYTON (10-3 / 9-3 MCC)

overall: 10-3 / home: 4-2 / away: 4-1 / neutral: 2-0

*3.25.89	H	L	2-4
*3.25.89	H	L	1-2 (10)
*4.8.89	N	W	2-0
*4.18.90	H	W	5-0
*4.18.90	H	W	4-3
(1) 4.22.90	A	W	2-1
*4.20.91	A	W	8-1
*4.20.91	A	W	4-2
*5.14.91	N	W	5-0
*5.1.92	H	W	9-4
*5.1.92	H	W	7-1
*4.12.93	A	W	3-0
*4.12.93	A	L	7-8

(1) Midwestern Collegiate Conference Tournament (Dayton, Ohio)

*Midwestern Collegiate Conference game

DELAWARE (1-0)

overall: 1-0 / neutral: 1-0

(1) 2.19.11	N	W	11-1 (5)
-------------	---	---	----------

(1) UCF / Courtyard by Marriott Invitational (Orlando, Fla.)

DePAUL (23-32-1 / 4-6 BIG EAST)

overall: 23-32-1 / home: 9-11-1 / away: 7-14 / neutral: 7-7

(1) 4.22.89	N	L	1-10
5.2.89	H	L	0-7
5.2.89	H	L	2-4
4.11.90	A	L	1-6
4.11.90	A	L	2-3
5.1.90	H	L	1-5
5.1.90	H	T	0-0 (11)
4.11.91	H	W	1-0
4.11.91	H	W	2-0
5.1.91	A	L	0-4
5.1.91	A	W	2-1
(2) 4.12.92	N	W	2-1 (8)

4.16.92	H		L	0-1
4.16.92	H		L	0-2
4.30.92	A		L	0-1
4.30.92	A		W	2-0
(3) 5.16.92	N		L	3-5
(4) 4.3.93	N		L	1-2
(4) 4.4.93	N		W	1-0
4.10.93	A		W	3-0
4.10.93	A		L	7-9
4.27.94	H		W	4-0
4.27.94	H		L	1-2
(5) 3.17.95	N		W	3-0
5.10.97	H		L	0-4
5.10.97	H		L	4-10 (8)
(6) 2.21.98	N	-24	L	4-5
5.9.98	A	-11	L	0-1
5.9.98	A	-11	L	1-3
4.13.00	H		W	5-1
4.13.00	H		L	3-4
(7) 5.19.00	N		L	0-1
4.19.01	A	-10	W	7-6
4.19.01	A	-10	W	5-1
5.20.01	N	-13	W	8-1
5.2.02	H	-18	W	3-1
(8) 3.14.03	N	-14	L	2-11
4.29.03	A	-7	L	3-4
(7) 5.16.03	N	-4	L	1-4
4.27.04	H		L	1-3
4.27.04	H		W	2-1
(7) 5.20.04	N		W	8-6
4.19.05	A		W	2-1 (8)
4.19.05	A		L	4-7
*4.13.06	H		W	5-0
*4.13.06	H		W	3-1
*4.29.07	A	-11	L	1-3
*4.29.07	A	-11	L	0-4
(9) 5.11.07	N	-12	W	8-2
*3.30.08	A	-17	L	1-2
*3.30.08	A	-17	W	2-0
*4.8.09	H	-22	L	7-8 (9)
*4.8.09	H	-22	W	5-2
(10) 5.9.09	N	-19	W	1-0
*4.22.10	A	23-	L	6-7 (8)
*4.22.10	A	23-	L	2-15 (5)

(1) Windy City Classic (Chicago, Ill.)

(2) Creighton Invitational (Omaha, Neb.)

(3) National Invitational Classic (Macomb, Ill.)

(4) Illinois State Tournament (Normal, Ill.)

(5) Hawaii Tournament (Honolulu, Hawaii)

(6) South Florida Tournament (Tampa, Fla.)

(7) NCAA Tournament (Ann Arbor, Mich.)

(8) NCAA Tournament (Iowa City, Iowa)

(9) BIG EAST Conference Tournament (South Bend, Ind.)

(10) BIG EAST Conference Tournament (Louisville, Ky.)

*BIG EAST Conference game

DETROIT (13-10 / 10-6 MCC)

overall: 13-10 / home: 6-2 / away: 3-3 / neutral: 4-5

*3.29.89	A	W	2-0
*3.31.89	A	L	5-6
(1) 4.7.89	N	L	0-1 (8)
*3.24.90	H	W	1-0
*3.24.90	H	W	1-0
*4.13.91	A	L	0-1 (8)
*4.13.91	A	L	0-1
*5.2.91	H	W	2-1
*5.2.91	H	L	1-2
(1) 5.15.91	N	L	1-3
(1) 5.15.91	N	W	9-3
(1) 5.15.91	N	W	2-0
*4.3.92	H	W	1-0
*4.4.92	H	L	3-5
(1) 5.13.92	N	L	1-2
(1) 5.13.92	N	L	0-5
*(2) 4.24.93	N	W	1-0
*(2) 4.24.93	N	L	3-4
*4.10.94	A	W	3-1 (8)
*4.10.94	A	W	8-0
*5.6.95	H	W	2-1
*5.6.95	H	W	6-2
(1) 5.11.95	N	W	6-0

(1) Midwestern Collegiate Conference Tournament (Indianapolis, Ind.)

(2) Evansville, Ind.

*Midwestern Collegiate Conference game

DRAKE (0-1)

overall: 0-1 / neutral: 0-1

(1) 4.22.89	N	L	3-4
-------------	---	---	-----

(1) Windy City Classic (Chicago, Ill.)

EAST CAROLINA (2-0)

overall: 2-0 / neutral: 2-0

(1) 3.9.96	N	W	4-3
(2) 2.14.09	N	W	2-1

(1) South Florida Tournament (Tampa, Fla.)

(2) Bama Bash (Tuscaloosa, Ala.)

EASTERN KENTUCKY (1-0)

overall: 1-0 / neutral: 1-0

(1) 3.11.07	N	W	10-2
-------------	---	---	------

(1) Long Beach Invitational (Long Beach, Calif.)

EASTERN ILLINOIS (2-4)

overall: 2-4 / away: 2-2 / neutral: 0-2

(1) 3.15.91	N	L	2-3
(1) 3.16.91	N	L	2-3
4.26.92	A	L	3-4
4.26.92	A	L	0-1
5.9.93	A	W	5-2
5.9.93	A	W	12-2

(1) Sycamore Classic (Terre Haute, Ind.)

Series vs. Opponents

EASTERN MICHIGAN (13-2)

overall: 13-2 / home: 11-1 / away: 1-1 / neutral: 1-0			
4.5.99	A	L	4-5
4.5.99	A	W	8-2
2.29.00	H	W	5-2
3.20.04	H	W	2-0
3.20.04	H	W	9-0 (6)
(1) 3.20.05	N	W	4-1
4.5.05	H	W	1-0
4.5.05	H	W	7-5
4.4.06	H	W	2-0
4.4.06	H	W	1-0
4.10.07	H	L	1-2
4.9.08	H	W	10-1 (5)
**4.9.08	H	W	5-1
3.23.10	H	W	9-0 (5)
3.23.10	H	W	9-3
(1) Buckeye Invitational (Columbus, Ohio)			
***last game at Ivy Field			

EAST TENNESSEE STATE (1-0)

overall: 1-0 / home: 0-0 / away: 0-0 / neutral: 1-0			
(1) 3.6.10	N	W	6-1
(1) Aten Construction Tournament (Riverside, Calif.)			

EVANSVILLE (13-1 / 7-1 MCC)

overall: 13-1 / home: 2-0 / away: 2-0 / neutral: 9-1			
3.11.89	N	W	5-1
*4.4.90	N	L	0-1
*4.4.90	N	W	4-0
*3.30.91	A	W	7-0
*3.30.91	A	W	5-0
*4.5.92	H	W	2-0
*4.5.92	H	W	1-0
(1) 5.12.92	N	W	2-1
(1) 5.13.92	N	W	1-0
(2) 3.19.94	N	W	7-0
(2) 3.20.94	N	W	5-0
*4.9.94	N	W	8-1
*4.9.94	N	W	9-0
(3) 3.15.97	N	W	1-0
(1) Midwestern Collegiate Conference Tournament (Indianapolis, Ind.)			
(2) Sycamore Classic (Terre Haute, Ind.)			
(3) National Invitational Tournament (San Jose, Calif.)			
*Midwestern Collegiate Conference game			

FLORIDA (1-4)

overall: 1-4 / away: 1-3 / neutral: 0-1			
(1) 3.1.98	N	L	3-9
(2) 2.11.05	A	-19	L 2-3
(2) 2.13.05	A	-19	W 4-2
(3) 2.23.08	A	-7	L 2-3
(3) 2.24.08	A	-7	L 2-5
(1) NFCA Leadoff Classic (Columbus, Ga.)			
(2) Gainesville Utilities Classic (Gainesville, Fla.)			
(3) Aquafina Invitational (Gainesville, Fla.)			

FLORIDA A&M (1-0)

overall: 1-0 / neutral: 1-0			
(1) 3.14.04	N	W	8-0 (5)
(1) Florida State Tournament (Tallahassee, Fla.)			

FLORIDA ATLANTIC (3-0)

overall: 3-0 / neutral: 3-0			
(1) 3.9.96	N	W	4-0
(2) 3.16.96	N	W	4-2
(3) 3.7.04	N	W	2-0
(1) South Florida Tournament (Tampa, Fla.)			
(2) Florida State Tournament (Tallahassee, Fla.)			
(3) Worth Invitational (Boca Raton, Fla.)			

FLORIDA INTERNATIONAL (1-2)

overall: 1-2 / away: 1-1 / neutral: 0-1			
(1) 3.6.04	N	L	1-2
(2) 2.24.06	A	W	5-0 (5)
(2) 2.25.06	A	L	4-5
(1) Worth Invitational (Boca Raton, Fla.)			
(2) Golden Panther Invitational (Miami, Fla.)			

FLORIDA STATE (2-3)

overall: 2-3 / away: 1-1 / neutral: 1-2			
(1) 4.6.91	N	L	0-7
(2) 3.12.94	N	-9	L 0-3
3.14.96	A	-9	W 1-0
3.11.04	A	-4	L 3-4 (10)
(3) 3.17.06	N	W	1-0
(1) Southern Invitational (Birmingham, Ala.)			
(2) South Florida Tournament (Tampa, Fla.)			
(3) Judi Garman Classic (Fullerton, Calif.)			

FORDHAM (1-0)

overall: 1-0 / neutral: 1-0			
(1) 3.6.11	N	W	6-0
(1) Diamond 9 Citrus Classic (Buena Vista, Fla.)			

FRESNO STATE (3-1)

overall: 3-1 / neutral: 3-1			
(1) 3.15.01	N	-7	W 4-2
(1) 3.16.02	N	-10	L 2-3
(1) 3.13.03	N	W	3-1
(2) 3.16.07	N	W	4-2
(1) Kia Klassic (Fullerton, Calif.)			
(2) Judi Garman Classic (Fullerton, Calif.)			

GARDNER-WEBB (0-1)

overall: 0-1 / neutral: 0-1			
(1) 2.22.08	N	L	2-3
(1) Aquafina Invitational (Gainesville, Fla.)			

GEORGETOWN (4-0 / 4-0 BIG EAST)

overall: 4-0 / home: 2-0 / away: 2-0			
*3.28.09	A	W	6-4
*3.28.09	A	W	8-2
*4.14.10	H	24-	W 5-0
*4.14.10	H	24-	W 3-2
*BIG EAST Conference game			

GEORGE WASHINGTON (2-0)

overall: 2-0 / neutral: 2-0			
(1) 2.27.10	N	W	8-0 (5)
(1) 2.27.10	N	W	12-0 (5)
(1) Cavalier Invitational (Newport News, Va.)			

GEORGIA (0-1)

overall: 0-1 / neutral: 0-1			
(1) 2.27.04	N	-6	L 1-7
(1) NFCA Leadoff Classic (Columbus, Ga.)			

GEORGIA STATE (1-0)

overall: 1-0 / neutral: 1-0			
(1) 3.13.04	N	W	3-2
(1) Florida State Tournament (Tallahassee, Fla.)			

GEORGIA TECH (3-0)

overall: 3-0 / neutral: 3-0			
(1) 3.27.92	N	W	6-2
(2) 2.19.99	N	W	6-4
(3) 2.29.04	N	W	2-1
(1) Southern Invitational (Birmingham, Ala.)			
(2) Gladstones Tournament (Tampa, Fla.)			
(3) NFCA Leadoff Classic (Columbus, Ohio)			

GRACE COLLEGE (3-1)

overall: 3-1 / home: 1-1 / away: 2-0			
4.24.89	A	W	6-0
4.24.89	A	W	4-2 (8)
4.25.90	H	W	9-2
4.25.90	H	L	0-2

HAWAII (3-5)

overall: 3-5 / away: 1-3 / neutral: 2-2			
(1) 3.16.95	A	-10	L 1-2 (9)
(1) 3.19.95	A	-10	L 3-6
(2) 3.1.96	N	-22	L 2-6
(2) 3.3.96	N	-22	L 4-6
(3) 3.13.98	A	-11	L 1-11
(4) 3.17.01	N	W	4-1
(5) 2.13.04	N	W	8-7
(6) 3.9.05	A	W	9-1 (5)
(1) Hawaii Tournament (Honolulu, Hawaii)			
(2) NFCA Leadoff Classic (Columbus, Ga.)			
(3) Hawaii Classic (Honolulu, Hawaii)			
(4) Kia Klassic (Fullerton, Calif.)			
(5) UNLV Classic (Las Vegas, Nev.)			
(6) Hawaii Spring Fling (Honolulu, Hawaii)			

HOFSTRA (1-1)

overall: 1-1 / neutral: 1-1			
(1) 2.17.01	N	W	8-1
(2) 2.16.03	N	L	4-7
(1) Holiday Inn Invitational (Tampa, Fla.)			
(2) Wilson Tournament (Tampa, Fla.)			

ILLINOIS-CHICAGO (19-9 / 1-1 MCC)

overall: 19-9 / home: 5-1 / away: 8-5 / neutral: 6-3			
4.17.89	A	W	2-0 (9)
4.17.89	A	L	0-3
4.29.91	H	W	2-0
4.29.91	H	W	3-1
(1) 3.11.94	N	-21	L 0-7
4.4.94	A	W	4-3 (8)
4.4.94	A	L	0-2
(2) 5.21.94	N	L	0-1
*4.17.95	A	L	1-3
*4.17.95	A	W	6-2
(3) 5.12.95	N	W	1-0
(3) 5.13.95	N	W	2-0
(4) 5.19.95	N	W	5-2

(4) 5.20.95	N	W	8-5 (9)
(1) 3.8.96	N	-18 W	10-2
4.1.99	A	L	3-6
4.1.99	A	L	3-8
4.26.00	H	-22 W	4-0
4.26.00	H	-22 W	7-1
(4) 5.18.00	A	-22 W	2-0
4.24.01	A	W	11-0
4.4.02	H	W	11-6
4.24.03	A	W	3-2
4.15.04	H	L	3-4 (10)
4.22.04	A	W	8-0
(4) 5.22.04	N	L	1-2
4.14.05	A	W	4-0
(5) 2.19.11	N	W	4-1

- (1) South Florida Tournament (Tampa, Fla.)
 (2) NCAA Tournament (Bloomington, Ind.)
 (3) Midwestern Collegiate Conference Tournament (Cleveland, Ohio)
 (4) NCAA Tournament (Ann Arbor, Mich.)
 (5) UCF / Courtyard by Marriott Invitational (Orlando, Fla.)
 *Midwestern Collegiate Conference game

ILLINOIS STATE (5-3)

overall: 5-3 / away: 1-0 / neutral: 4-3			
(1) 4.4.93	A	W	5-3
(2) 3.1.97	N	L	0-8
(3) 5.18.01	N	W	2-1
(4) 3.1.02	N	W	1-0
(2) 2.22.03	N	W	1-0 (8)
(5) 5.18.07	N	-25 L	1-2
(5) 5.19.07	N	-25 L	1-3
(6) 5.21.10	N	24- W	1-0 (8)
(1) Illinois State Tournament (Normal, Ill.)			
(2) NFCA Leadoff Classic (Columbus, Ga.)			
(3) NCAA Tournament (Iowa City, Iowa)			
(4) Aggie Invitational II (College Station, Texas)			
(5) NCAA Tournament (Evanston, Ill.)			
(6) NCAA Tournament (Ann Arbor, Mich.)			

INDIANA (9-10)

overall: 9-10 / home: 4-4 / away: 4-3 / neutral: 1-3			
3.4.90	A	L	3-7
3.4.90	A	L	0-4
3.30.93	H	W	7-1
3.30.93	H	L	1-5
3.22.94	A	L	1-2
3.22.94	A	W	9-3
(1) 5.20.94	N	W	3-1 (12)
(1) 5.21.94	N	L	0-8
5.29.95	H	L	0-2
5.29.95	H	L	1-3
(2) 2.24.96	N	L	1-2
3.24.96	H	-19 W	4-0
3.24.96	H	-19 W	4-3 (8)
(2) 2.27.97	N	L	1-10
4.14.98	A	W	2-0
4.14.98	A	W	9-3
4.14.99	H	W	1-0 (8)
4.14.99	H	L	0-2
(3) 3.27.04	A	W	4-0

- (1) NCAA Tournament (Bloomington, Ind.)
 (2) Arizona State Tournament (Tempe, Ariz.)
 (3) Hoosier Invitational (Bloomington, Ind.)

INDIANA STATE (13-7-1)

overall: 13-7-1 / home: 9-4-1 / away: 4-2 / neutral: 0-1			
3.10.89	N	L	0-3
3.15.91	A	L	1-5
3.15.91	A	W	5-0
4.16.91	H	W	4-0
4.16.91	H	L	1-6
(1) 3.20.92	A	L	0-5
(1) 3.21.92	A	W	2-1
4.28.92	H	L	1-2
4.28.92	H	T	6-6 (11)
5.1.93	H	W	6-0
5.1.93	H	W	2-0
(1) 3.19.94	A	W	4-0
(1) 3.20.94	A	W	7-0
4.24.94	H	L	3-4
4.24.94	H	W	7-3
4.28.98	H	W	3-2
4.28.98	H	W	2-1
4.18.00	H	W	2-1
4.18.00	H	L	2-3
4.17.02	H	W	14-1 (5)
4.17.02	H	W	11-2 (5)
(1) Sycamore Classic (Terre Haute, Ind.)			

IPFW (3-0)

overall: 3-0 / home: 3-0			
4.25.02	H	W	5-1
4.17.03	H	W	10-2 (5)
4.17.03	H	W	9-1 (6)

IUPUI (2-1)

overall: 2-1 / home: 2-1			
4.27.99	H	L	1-2 (11)
3.22.07	H	W	6-1
3.26.08	H	W	8-0 (5)

IOWA (1-4)

overall: 1-4 / neutral: 1-4			
(1) 2.27.95	N	W	5-2
(2) 3.10.96	N	L	2-5
(1) 2.22.97	N	-6 L	3-4 (10)
(3) 5.19.01	N	-15 L	0-6
(3) 5.20.01	N	-15 L	2-6

- (1) Arizona State Classic (Tempe, Ariz.)
 (2) South Florida Tournament (Tampa, Fla.)
 (3) NCAA Tournament (Iowa City, Iowa)

IOWA STATE (1-3)

overall: 1-3 / neutral: 1-3			
3.11.91	N	L	1-9
3.11.91	N	L	1-3
3.13.91	N	L	4-5 (8)
(1) 2.26.11	N	W	1-0
(1) Cougar Classic (Mt. Pleasant, S.C.)			

JACKSONVILLE (2-0)

overall: 2-0 / away: 1-0 / neutral: 1-0			
(1) 2.26.03	N	W	2-1
(2) 3.2.07	A	W	7-2
(1) Wilson Tournament (Tampa, Fla.)			
(2) Jacksonville Tournament (Jacksonville, Fla.)			

JACKSONVILLE STATE (1-0)

overall: 1-0 / neutral: 1-0			
(1) 3.2.01	N	W	4-1
(1) Frost Classic (Chattanooga, Tenn.)			

KANSAS (6-2)

overall: 6-2 / neutral: 6-2			
(1) 3.7.97	N	W	7-5
(1) 3.7.97	N	W	4-2
(2) 2.20.98	N	-9 W	7-2
(2) 2.22.98	N	-9 L	4-8
(3) 2.21.99	N	L	0-1
(4) 3.6.99	N	W	4-1
(4) 3.6.99	N	W	6-4 (10)
(5) 3.4.06	N	W	5-2

- (1) Sooner Classic (Oklahoma City, Okla.)
 (2) South Florida Tournament (Tampa, Fla.)
 (3) Gladstones Tournament (Tampa, Fla.)
 (4) Hillenbrand Invitational (Tucson, Ariz.)
 (5) Tulsa Invitational (Tulsa, Okla.)

KENT STATE (3-1)

overall: 3-1 / neutral: 3-1			
(1) 3.25.00	N	W	12-4
(2) 2.15.03	N	W	5-1
(3) 5.16.08	N	W	9-1 (6)
(3) 5.17.08	N	L	6-7 (8)
(1) Purdue Invitational (West Lafayette, Ind.)			
(2) Wilson Tournament (Tampa, Fla.)			
(3) NCAA Tournament (Ann Arbor, Mich.)			

KENTUCKY (1-1)

overall: 1-1 / neutral: 1-1			
(1) 3.5.00	N	W	8-0
(2) 5.20.11	N	19-21 L	0-8 (5)
(1) State Line Classic (Bristol, Tenn.)			
(2) NCAA Tournament (Ann Arbor, Mich.)			

KENTUCKY WESLEYAN (2-1)

overall: 2-1 / neutral: 2-1			
3.8.89	N	W	8-4
3.9.89	N	W	3-1
3.11.89	N	L	1-3

La SALLE (6-0 / 4-0 MCC)

overall: 6-0 / home: 4-0 / away: 2-0			
*4.18.93	H	W	4-0
*4.18.93	H	W	3-1
*5.8.94	A	W	5-0
*5.8.94	A	W	7-2
4.21.95	H	W	8-0
4.21.95	H	W	3-0

*Midwestern Collegiate Conference game

LIBERTY (2-0)

overall: 2-0 / neutral: 2-0			
(1) 2.27.99	N	W	3-2 (10)
(2) 2.27.11	N	W	6-4
(1) Choo Choo Classic (Chattanooga, Tenn.)			
(2) Cougar Classic (Mt. Pleasant, S.C.)			

Series vs. Opponents

LONG BEACH STATE (4-3)

overall: 4-3 / away: 2-0 / neutral: 2-3

(1) 3.5.93	N	L	2-6
(2) 3.17.95	N	W	6-5
(2) 3.18.95	N	L	0-5
3.13.01	A	W	2-0
3.13.02	A	W	3-2
(3) 3.7.08	N	L	0-1
(3) 3.13.10	N	W	4-2

(1) Sacramento State Tournament (Sacramento, Calif.)

(2) Hawaii Invitational (Honolulu, Hawaii)

(3) Long Beach Invitational (Lakewood, Calif.)

LONGWOOD (0-1)

overall: 0-1 / neutral: 0-1

(1) 3.4.11	N	L	0-2
------------	---	---	-----

(1) Diamond 9 Citrus Classic (Buena Vista, Fla.)

LOUISIANA MONROE (1-0)

overall: 1-0 / neutral: 1-0

(1) 5.17.92	N	W	1-0
-------------	---	---	-----

(1) National Invitational Classic (Macomb, Ill.)

LOUISIANA-LAFAYETTE (3-5)

overall: 3-5 / away: 1-1 / neutral: 2-4

(1) 3.28.92	N	-7	L	1-4
(2) 2.28.97	N	-13	W	4-2 (9)
(3) 3.18.00	N	-16	W	4-2
(4) 3.1.02	N	-19	L	3-6
(5) 2.28.03	A	W	8-5 (9)	
(5) 3.1.03	A	L	3-5	
(6) 3.16.07	N	-16	L	2-4
(6) 3.17.11	N	-19	L	1-5

(1) Southern Invitational (Birmingham, Ala.)

(2) NFCA Leadoff Classic (Columbus, Ohio)

(3) Kia Classic (Fullerton, Calif.)

(4) Aggie Invitational II (College Station, Texas)

(5) Louisiana Classic (Lafayette, La.)

(6) Judi Garman Classic (Fullerton, Calif.)

LOUISIANA TECH (1-1)

overall: 1-1 / neutral: 1-1

(1) 3.3.95	N	L	2-4
(2) 2.20.10	N	W	1-0

(1) Arizona State Classic (Tempe, Ariz.)

(2) Mizuno Classic (Hattiesburg, Miss.)

LOUISVILLE (10-12 / 7-7 BIG EAST)

overall: 10-12 / home: 3-4 / away: 5-6 / neutral: 2-2

(1) 2.16.02	N		L	3-4
(2) 5.20.05	N		W	3-2
*5.1.06	A	-21	L	1-2
*5.1.06	A	-21	L	3-10
(3) 5.14.06	N	-18	W	1-0
*4.21.07	H		L	2-8
*4.21.07	H		L	0-5
(3) 5.12.07	N		L	2-3
*4.19.08	A		W	3-1 (8)
*4.19.08	A		W	12-4 (5)
(4) 5.8.08	A		L	1-3
*5.3.09	H	-18	L	5-6
*5.3.09	H	-18	W	7-4

(4) 5.7.09	A	-17	W	3-0
*4.17.10	A	24-25	W	5-0
*4.17.10	A	24-25	L	1-4
*4.18.10	A	24-25	W	3-1
(4) 5.14.10	A	24-	L	2-5
*4.16.11	H	24-	W	8-5
*4.16.11	H	24-	W	4-3
*4.17.11	H	24-	L	6-9
(4) 5.13.11	A	18-	L	0-6

(1) Pepsi Classic (Tucson, Ariz.)

(2) NCAA Tournament (South Bend, Ind.)

(3) BIG EAST Tournament (South Bend, Ind.)

(4) BIG EAST Tournament (Louisville, Ky.)

*BIG EAST Conference game

LOYOLA-CHICAGO (33-7-1 / 13-3 MCC)

overall: 33-7-1 / home: 18-5-1 / away: 9-1 / neutral: 6-1

*3.31.89	H	W	5-1
*3.31.89	H	W	12-2
(1) 4.8.89	N	W	5-4 (8)
(2) 4.21.89	N	L	3-5
*4.16.90	A	W	4-0
*4.16.90	A	W	15-1
4.24.90	H	W	9-1
4.24.90	H	W	11-0
*3.22.91	H	W	2-1
*3.22.91	H	W	12-1
*4.18.91	A	W	8-1
*4.18.91	A	W	12-0
(1) 5.14.91	N	W	2-1 (8)
*4.25.92	H	L	0-1 (15)
*4.25.92	H	W	6-0
*4.22.93	A	W	3-0
*4.22.93	A	W	7-6 (9)
(1) 5.12.93	N	W	4-0
(1) 5.12.93	N	W	4-3 (8)
*4.22.94	H	W	1-0
*4.22.94	H	L	2-6
(1) 5.12.94	N	W	7-0
(1) 5.12.94	N	W	5-0
*4.13.95	H	L	6-9 (15)
*5.5.95	H	W	9-0
3.26.98	H	W	8-4
3.26.98	H	W	7-5
4.20.99	H	L	2-3 (11)
4.16.00	H	W	8-2
4.12.01	H	W	8-0
4.12.01	H	W	6-0
4.1.02	A	W	8-0
4.3.03	H	W	7-1
4.3.03	H	W	3-0
3.31.05	A	W	10-0
5.2.06	H	L	4-6
5.1.07	A	W	5-0
4.24.08	H	W	4-3 (8)
4.24.08	H	T	2-2 (7)
3.30.10	A	L	0-8 (6)
4.13.11	H	W	8-0 (6)

(1) Midwestern Collegiate Conference Tournament (Indianapolis, Ind.)

(2) Windy City Classic (Chicago, Ill.)

*Midwestern Collegiate Conference game

LOYOLA MARYMOUNT (6-2)

overall: 6-2 / away: 2-1 / neutral: 4-1

(1) 3.18.95	N	W	5-1
(1) 3.19.95	N	W	5-1
(2) 3.14.97	N	W	2-1
(3) 3.14.98	N	W	9-1
3.14.00	A	W	4-0
(4) 2.25.05	N	L	0-7
3.6.05	A	W	2-1
3.6.05	A	L	0-5

(1) Hawaii Tournament (Honolulu, Hawaii)

(2) National Invitational Tournament (San Jose, Calif.)

(3) Hawaii Classic (Honolulu, Hawaii)

(4) Cathedral City Classic (Cathedral City, Calif.)

LOUISIANA STATE (0-1)

overall: 0-1 / neutral: 0-1

(1) 3.5.99	N	-12	L	2-10
------------	---	-----	---	------

(1) Hillenbrand Tournament (Tucson, Ariz.)

MAINE (2-0)

overall: 2-0 / neutral: 2-0

(1) 3.25.94	N	W	3-1
(2) 2.24.01	N	W	8-0

(1) Winthrop Invitational (Rock Hill, S.C.)

(2) Lady Razorback Invitational (Fayetteville, Ark.)

MARIST (1-0)

overall: 1-0 / neutral: 1-0

(1) 2.27.11	N	W	10-1 (5)
-------------	---	---	----------

(1) Cougar Classic (Mt. Pleasant, S.C.)

MARSHALL (1-0)

overall: 1-0 / neutral: 1-0

(1) 3.19.05	N	L	4-7
-------------	---	---	-----

(1) Buckeye Invitational (Columbus, Ohio)

MARQUETTE (4-0)

overall: 4-0 / home: 2-0 / away: 2-0

4.29.89	A	W	10-0
4.29.89	A	W	11-8
4.29.90	H	W	5-2
4.29.90	H	W	9-2

MARYLAND (4-0)

overall: 4-0 / neutral: 4-0

(1) 2.28.99	N	W	6-0
(2) 2.16.01	N	W	4-1
(3) 3.13.04	N	W	6-2
(4) 3.5.11	N	W	5-3

(1) Choo Choo Classic (Chattanooga, Tenn.)

(2) Holiday Inn Invitational (Tampa, Fla.)

(3) Florida State Tournament (Tallahassee, Fla.)

(4) Diamond 9 Citrus Classic (Buena Vista, Fla.)

MASSACHUSETTS (1-2)

overall: 1-2 / neutral: 1-2

(1) 3.15.96	N	W	3-0
(2) 3.2.97	N	L	0-1 (8)
(3) 3.6.04	N	L	2-4

(1) Florida State Tournament (Tallahassee, Fla.)

(2) NFCA Leadoff Classic (Columbus, Ga.)

(3) Worth Invitational (Boca Raton, Fla.)

McNEESE STATE (1-0)

overall: 1-0 / neutral: 1-0

(1) 3.1.03	N	W	6-1
(1) Louisiana Classic (Lafayette, La.)			

MEMPHIS (1-0)

overall: 1-0 / neutral: 1-0

(1) 2.25.06	N	W	4-1
(1) Golden Panther Invitational (Miami, Fla.)			

MERCER (2-0)

overall: 2-0 / neutral: 2-0

3.26.93	N	W	8-0
(1) 3.26.94	N	W	8-0
(1) Winthrop Invitational (Rock Hill, S.C.)			

MIAMI (Ohio) (5-2)

overall: 5-2 / away: 0-2 / neutral: 5-0

3.9.91	A	L	0-3
3.9.91	A	L	2-4
(1) 3.14.93	N	W	3-1
(2) 2.20.99	N	W	9-3
(3) 5.16.09	N	25- W	5-3
(4) 2.18.11	N	W	3-2
(4) 2.20.11	N	W	5-3
(1) South Florida Tournament (Tampa, Fla.)			
(2) Gladstones Tournament (Tampa, Fla.)			
(3) NCAA Tournament (Ann Arbor, Mich.)			
(4) UCF / Courtyard by Marriott Invitational (Orlando, Fla.)			

MICHIGAN (4-15)

overall: 4-15 / home: 2-0 / away: 0-7 / neutral: 2-8

3.30.94	H	W	2-1
3.30.94	H	W	5-1
(1) 2.26.95	N	-10 W	4-3 (9)
(2) 5.20.95	N	L	0-2
(2) 5.21.95	N	L	6-15
4.10.96	N	L	1-2 (8)
4.10.97	A	L	4-5
(2) 5.21.99	N	-5 W	1-0
(3) 3.25.00	N	-13 L	1-5
(2) 5.17.03	N	-14 L	3-5
(2) 5.22.04	N	-6 L	0-1
(4) 3.4.07	N	L	0-1
(2) 5.17.08	A	-6 L	0-8 (5)
(2) 5.16.09	A	25-7 L	1-2
(2) 5.17.09	A	25-7 L	0-4
(2) 5.22.10	A	24-2 L	0-8 (5)
(2) 5.23.10	A	24-2 L	2-12
(5) 3.19.11	N	-5 L	4-9
(2) 5.21.11	A	19-2 L	8-9
(1) Arizona State Classic (Tempe, Ariz.)			
(2) NCAA Tournament (Ann Arbor, Mich.)			
(3) Purdue Invitational (West Lafayette, Ind.)			
(4) Jacksonville Tournament (Jacksonville, Fla.)			
(5) Judi Garman Classic (Fullerton, Calif.)			

MICHIGAN STATE (5-1)

overall: 5-1 / home: 2-0 / away: 3-1

4.6.93	A	W	5-1
4.6.93	A	W	3-0

4.26.94	H	W	4-1 (8)
4.26.94	H	W	2-0
4.6.95	A	W	5-3
4.6.95	A	L	0-4

MINNESOTA (1-0)

overall: 1-0 / neutral: 1-0

(1) 3.3.95	N	W	8-0
(1) Aggie Invitational (College Station, Texas)			

MISSISSIPPI (1-0)

overall: 1-0 / neutral: 1-0

(1) 2.25.07	N	W	3-1
(1) Cathedral City Classic (Cathedral City, Calif.)			

MISSISSIPPI STATE (1-0)

overall: 1-0 / neutral: 1-0

(1) 3.15.97	N	W	8-3
(1) National Invitational Tournament (San Jose, Calif.)			

MISSOURI (1-5)

overall: 1-5 / away: 0-2 / neutral: 1-3

2.26.94	A	-20 L	1-6
2.27.94	A	L	1-10
(1) 3.13.97	N	-15 L	5-6
(2) 2.25.00	N	L	4-5
(2) 2.25.00	N	L	3-4
(3) 5.15.03	N	W	4-3 (8)
(1) National Invitational Tournament (San Jose, Calif.)			
(2) Morning News Invitational (Fayetteville, Ark.)			
(3) NCAA Tournament (Ann Arbor, Mich.)			

MISSOURI-KANSAS CITY (1-0)

overall: 1-0 / neutral: 1-0

(1) 4.12.92	N	W	10-1
(1) Creighton Invitational (Omaha, Neb.)			

MOUNT MERCY (1-0)

overall: 1-0 / neutral: 1-0

(1) 4.8.90	N	W	3-2
(1) St. Francis Invitational (Joliet, Ill.)			

NEBRASKA (3-8)

overall: 3-8 / away: 2-1 / neutral: 1-7

(1) 4.11.92	N	L	0-2
(2) 3.14.99	N	-20 L	3-6
(3) 5.20.99	N	L	0-2
(3) 5.22.99	N	L	3-4 (8)
4.23.02	A	-4 W	3-2
(4) 5.19.02	N	-7 L	3-5
(5) 3.13.03	N	-3 L	3-10
(6) 2.29.04	N	-14 W	1-0
4.12.04	A	-18 L	0-1
4.12.04	A	-18 W	2-0
(7) 3.3.06	N	-17 L	2-5 (8)
(1) Creighton Invitational (Omaha, Neb.)			
(2) National Invitational Tournament (San Jose, Calif.)			
(3) NCAA Tournament (Ann Arbor, Mich.)			
(4) NCAA Tournament (Iowa City, Iowa)			
(5) Kia Klassic (Fullerton, Calif.)			
(6) NFCA Leadoff Classic (Columbus, Ga.)			
(7) Tulsa Invitational (Tulsa, Okla.)			

NEVADA (1-0)

overall: 1-0 / neutral: 1-0

(1) 3.11.05	N	W	7-1
(1) Hawaii Spring Fling (Honolulu, Hawaii)			

NEW MEXICO (2-1)

overall: 2-1 / neutral: 2-1

(1) 3.14.97	N	W	3-2 (8)
(2) 3.16.02	N	L	4-5
(3) 3.18.11	N	W	5-0
(1) National Invitational Tournament (San Jose, Calif.)			
(2) Kia Klassic (Fullerton, Calif.)			
(3) Judi Garman Classic (Fullerton, Calif.)			

NEW MEXICO STATE (1-0)

overall: 1-0 / neutral: 1-0

(1) 2.16.02	N	W	9-7 (8)
(1) Pepsi Classic (Tucson, Ariz.)			

NORTH CAROLINA (7-2)

overall: 7-2 / neutral: 7-2

3.12.91	N	W	3-1
4.5.91	N	W	1-0
(1) 3.27.92	N	-22 L	1-3
(2) 3.12.93	N	W	5-0
(3) 3.5.94	N	L	3-5
(4) 3.12.99	N	W	2-1
(4) 3.13.99	N	W	2-0
(5) 3.7.04	N	W	2-0
(6) 3.5.11	N	W	4-3 (8)
(1) Southern Invitational (Birmingham, Ala.)			
(2) South Florida Tournament (Tampa, Fla.)			
(3) Aggie Invitational (College Station, Texas)			
(4) National Invitational Tournament (San Jose, Calif.)			
(5) Worth Invitational (Boca Raton, Fla.)			
(6) Diamond 9 Citrus Classic (Buena Vista, Fla.)			

NORTH CENTRAL (III.) (2-0)

overall: 2-0 / home: 2-0

5.3.89	H	W	12-2
5.3.89	H	W	8-5

NORTH DAKOTA STATE (1-1)

overall: 1-1 / home: 1-1

4.22.09	H	L	1-2
4.22.09	H	W	5-0

NORTH FLORIDA (2-0)

overall: 2-0 / neutral: 2-0

(1) 2.22.08	N	W	1-0
(1) 2.23.08	N	W	1-0
(1) Aquafina Invitational (Gainesville, Fla.)			

NORTHEASTERN ILLINOIS (2-0)

overall: 2-0 / home: 2-0

4.24.92	H	W	2-1 (11)
4.24.92	H	W	2-0

Series vs. Opponents

NORTHERN ILLINOIS (10-5 / 2-0 MCC)

overall: 10-5 / home: 5-3 / away: 3-1 / neutral: 2-1

4.7.92	A	W	1-0 (8)
4.7.92	A	L	0-2
(1) 5.18.92	N	L	2-3
4.27.93	H	W	1-0
4.27.92	H	L	2-5 (13)
4.20.94	H	W	7-6
4.20.94	H	L	4-11
*4.15.95	A	W	5-0
*4.15.95	A	W	4-1
(2) 5.12.95	N	W	8-1
4.23.96	H	L	0-2
4.23.96	H	W	8-2
(3) 3.13.99	N	W	5-0
4.1.09	H	W	11-4
3.25.11	H	W	4-1

(1) National Invitational Classic (Macomb, Ill.)

(2) Midwestern Collegiate Conference Tournament (Cleveland, Ohio)

(3) National Invitational Tournament (San Jose, Calif.)

*Midwestern Collegiate Conference game

NORTHERN IOWA (3-1)

overall: 3-1 / neutral: 3-1

(1) 4.23.89	N	-9	L	0-2
2.26.94	N		W	6-4
2.27.94	N		W	7-0
(2) 3.4.06	N		W	10-1 (5)

(1) Windy City Classic (Chicago, Ill.)

(2) Tulsa Invitational (Tulsa, Okla.)

NORTHWESTERN (6-11)

overall: 6-11 / home: 3-5 / away: 0-2 / neutral: 3-4

5.4.95	H		L	3-5
5.4.95	H		L	1-5
(1) 2.23.96	N		W	1-0
(2) 3.8.97	N		W	5-3
4.15.97	H		W	2-1
4.15.97	H		W	7-6 (8)
3.26.03	H	-22	L	2-4
3.26.03	H	-22	L	2-3
4.26.05	H	-15	W	4-3
(3) 5.21.05	N	-18	W	3-2
(3) 5.22.05	N	-18	L	1-4
5.22.05	N	-18	L	3-4
4.18.06	A	-17	L	2-3
(4) 5.20.06	N	-11	L	0-9 (5)
(4) 5.21.06	N	-11	L	4-7
4.24.07	H	-8	L	0-12
4.15.08	A	-13	L	1-5

(1) Arizona State Tournament (Tempe, Ariz.)

(2) Sooner Classic (Oklahoma City, Okla.)

(3) NCAA Tournament (Notre Dame, Ind.)

(4) NCAA Tournament (Evanston, Ill.)

NORTHWESTERN STATE (2-1)

overall: 2-1 / neutral: 2-1

(1) 2.28.03	N	L	2-3
(1) 3.2.03	N	W	12-7
(2) 2.27.04	N	W	2-1 (8)

(1) Louisiana Classic (Lafayette, La.)

(2) NFCA Leadoff Classic (Columbus, Ga.)

OAKLAND (3-0)

overall: 3-0 / home: 1-0 / neutral: 2-0

4.30.02	H	W	16-0
(1) 5.16.03	N	W	5-0
(2) 3.20.05	N	W	8-0 (5)

(1) NCAA Tournament (Ann Arbor, Mich.)

(2) Buckeye Invitational (Columbus, Ohio)

OHIO STATE (4-3)

overall: 4-3 / home: 3-1 / away: 0-2 / neutral: 1-0

3.23.95	H	W	1-0	
3.23.95	H	L	0-3	
4.18.95	A	L	0-1	
4.18.95	A	L	6-8	
4.11.96	H	W	3-2 (9)	
4.11.96	H	W	11-3	
(1) 3.6.10	N	-14	W	12-5

(1) Aten Construction Tournament (Riverside, Calif.)

OKLAHOMA (4-4)

overall: 4-4 / neutral: 4-4

(1) 3.12.92	N	W	1-0 (8)
(1) 3.12.92	N	L	0-3
(2) 3.18.00	N	-6 W	4-2
(2) 3.16.01	N	-5 L	2-4
(3) 2.24.02	N	-4 L	2-3
(4) 2.23.07	N	-9 L	3-7
(5) 3.22.09	N	-9 W	4-3
(5) 3.16.11	N	-9 W	2-1

(1) Tampa Games (Tampa, Fla.)

(2) Kia Klassic (Fullerton, Calif.)

(3) NFCA Leadoff Classic (Columbus, Ohio)

(4) Cathedral City Classic (Cathedral City, Calif.)

(5) Judi Garman Classic (Fullerton, Calif.)

OKLAHOMA STATE (1-3)

overall: 1-3 / neutral: 1-3

(1) 3.10.94	N	-3	L	0-3
(2) 3.8.96	N	-21	W	7-0
(3) 2.28.98	N	-9	L	0-4
(4) 3.7.98	N	-4	L	3-8

(1) Tampa, Fla.

(2) South Florida Tournament (Tampa, Fla.)

(3) NFCA Leadoff Classic (Columbus, Ga.)

(4) Fresno State Classic (Fresno, Calif.)

OREGON (2-3)

overall: 2-3 / neutral: 2-3

(1) 3.6.93	N	L	2-5
(2) 3.2.96	N	W	9-2
(3) 2.19.00	N	L	3-11
(4) 3.10.02	N	W	9-3
(5) 2.12.10	N	L	1-4

(1) Sacramento State Tournament (Sacramento, Calif.)

(2) NFCA Leadoff Classic (Columbus, Ga.)

(3) UNLV Classic (Las Vegas, Nev.)

(4) Las Vegas, Nev.

(5) Kajikawa Classic (Tempe, Ariz.)

OREGON STATE (1-5)

overall: 1-5 / neutral: 1-5

(1) 3.7.98	N	-20	L	1-7
(2) 2.22.02	N	-11	L	0-4
(3) 5.17.02	N	-15	L	0-2
(3) 5.17.02	N	-15	W	2-0
(4) 2.18.06	N	-14	L	0-5
(5) 2.13.10	N		L	3-7

(1) Fresno State Classic (Fresno, Calif.)

(2) NFCA Leadoff Classic (Columbus, Ga.)

(3) NCAA Tournament (Iowa City, Iowa)

(4) Desert Classic (Las Vegas, Nev.)

(5) Kaikawa Classic (Tempe, Ariz.)

PACIFIC (2-3)

overall: 2-3 / neutral: 2-3

(1) 2.20.04	N	L	1-12	
(1) 2.26.05	N	-20	L	1-9
(2) 3.17.07	N	L	0-8	
(3) 3.1.08	N	W	11-3 (5)	
(2) 3.13.09	N	W	7-3	

(1) Cathedral City Classic (Cathedral City, Calif.)

(2) Judi Garman Classic (Fullerton, Calif.)

(3) Worth Invitational (Fullerton, Calif.)

PENN STATE (1-2)

overall: 1-2 / neutral: 1-2

(1) 3.12.94	N	L	4-5
(2) 3.14.04	N	W	1-0
(3) 3.12.09	N	L	0-1 (8)

(1) South Florida Tournament (Tampa, Fla.)

(2) Florida State Tournament (Tallahassee, Fla.)

(3) Judi Garman Classic (Fullerton, Calif.)

PIMA COMMUNITY COLLEGE (2-0)

overall: 2-0 / neutral: 2-0

3.15.90	N	W	6-0
3.15.90	N	W	4-0

PITTSBURGH (23-2 / 22-2 BIG EAST)

overall: 23-2 / home: 11-1 / away: 11-1 / neutral: 1-0

*4.3.99	H	W	6-1
*4.3.99	H	W	10-2
*4.22.00	A	W	7-3
*4.22.00	A	W	10-0
*4.14.01	H	W	2-0
*4.14.01	H	W	8-0
*3.30.02	A	W	13-1
*3.30.02	A	W	9-2
*4.9.03	A	W	5-4
*4.9.03	A	W	4-1
*5.2.04	H	W	8-0 (6)
*5.2.04	H	W	9-0 (5)
*4.9.05	A	W	7-2
*4.9.05	A	W	6-0
*4.9.06	A	W	7-0
*4.9.06	A	W	14-4
(1) 5.14.06	N	W	5-0
*3.31.07	H	W	4-0
*3.31.07	H	W	4-0
*5.3.08	A	W	1-0
*5.3.08	A	L	2-4
*4.4.09	H	L	2-5
*4.4.09	H	W	7-1

*5.4.11	H	21-	W	8-1
*5.4.11	H	21-	W	8-0 (6)
(1) BIG EAST Tournament (South Bend, Ind.)				
*BIG EAST Conference game				

PITTSBURG STATE (0-1)

overall: 0-1 / neutral: 0-1				
3.10.91	N	L	1-4	

PORTLAND STATE (2-0)

overall: 2-0 / neutral: 2-0				
(1) 2.18.00	N	W	5-3	
(2) 2.15.04	N	W	4-1	
(1) UNLV Classic (Las Vegas, Nev.)				

PURDUE (14-9)

overall: 14-9 / home: 5-5 / away: 8-4 / neutral: 1-0				
4.3.97	A	L	2-4	
4.3.97	A	L	0-3	
4.8.98	H	L	0-2	
4.8.98	H	L	0-4	
3.23.99	A	L	3-6	
3.23.99	A	W	10-2	
3.23.00	H	W	8-0	
3.23.00	H	L	1-2	
(1) 3.26.00	A	W	4-0	
4.3.01	A	W	10-2	
4.3.01	A	W	4-2	
4.11.02	H	W	4-2	
4.1.03	A	W	7-3	
4.1.03	A	W	7-1	
4.6.04	H	W	4-2	
4.6.04	H	L	3-4 (8)	
5.10.05	A	W	4-1	
4.26.06	H	W	9-1 (6)	
4.26.06	H	L	4-7	
4.22.08	A	L	0-1	
4.22.08	A	W	3-1	
(2) 3.14.10	N	W	3-0	
3.31.11	H	W	7-5	
(1) Purdue Invitational (West Lafayette, Ind.)				
(2) Long Beach Invitational (Lakewood, Calif.)				

PRINCETON (3-0)

overall: 3-0 / neutral: 3-0				
(1) 3.15.92	N	W	1-0	
(2) 3.1.96	N	W	7-1	
(2) 2.28.04	N	W	10-1 (6)	
(1) Tampa Games (Tampa, Fla.)				
(2) NFCA Leadoff Classic (Columbus, Ga.)				

PROVIDENCE (33-2 / 29-2 BIG EAST)

overall: 33-2 / home: 14-1 / away: 15-1 / neutral: 4-0				
*4.4.96	A	W	4-0	
*4.4.96	A	W	4-0	
(1) 5.4.96	N	W	3-2	
*4.6.97	H	W	11-4	
*4.6.97	H	W	9-1	
*4.4.98	A	W	3-0	
*4.4.98	A	W	3-2	
*4.25.99	A	W	3-0	
*4.25.99	A	W	1-0	
*4.2.00	H	W	16-0	

*4.2.00	H	W	9-3	
*4.29.01	H	W	10-0	
*4.29.01	H	W	5-0	
*4.29.02	A	W	8-0	
*4.29.02	A	W	11-0	
*4.15.03	A	W	5-1	
*4.15.03	A	W	10-1	
*4.18.04	H	W	1-0	
*4.18.04	H	W	7-1	
*4.16.05	A	W	1-0	
*4.16.05	A	W	5-4	
*4.2.06	H	W	4-1	
*4.2.06	H	W	8-0 (6)	
(2) 5.13.06	N	W	4-1	
*4.14.07	A	W	10-1	
*4.14.07	A	L	0-9	
*4.26.08	H	W	10-1 (5)	
*4.26.08	H	L	3-5	
*4.30.09	A	W	9-1 (5)	
*4.30.09	A	W	7-1	
(3) 5.13.10	N	24-	W	6-2
*4.2.11	H	W	12-4 (5)	
*4.2.11	H	W	7-3	
*4.3.11	H	W	9-0 (5)	
(3) 5.12.11	N	18-	W	6-4
(1) BIG EAST Conference Tournament (Chestnut Hill, Mass.)				
(2) BIG EAST Conference Tournament (South Bend, Ind.)				
(3) BIG EAST Conference Tournament (Louisville, Ky.)				
*BIG EAST Conference game				

ROBERT MORRIS (1-0)

overall: 1-0 / neutral: 1-0				
(1) 3.11.94	N	W	18-0	
(1) South Florida Tournament (Tampa, Fla.)				

RHODE ISLAND (4-0)

overall: 4-0 / neutral: 4-0				
(1) 3.11.92	N	W	6-1	
(1) 3.11.92	N	W	7-2	
(1) 3.14.92	N	W	15-7	
(1) 3.14.92	N	W	1-0 (9)	
(1) Tampa Games (Tampa, Fla.)				

RUTGERS (28-7 / 27-6 BIG EAST)

overall: 28-7 / home: 14-4 / away: 13-2 / neutral: 1-1				
*3.30.96	H	W	15-0	
*3.30.96	H	W	5-0	
*3.31.96	H	W	4-0	
*3.31.96	H	W	8-2	
*4.26.97	H	W	6-4	
*4.26.97	H	W	5-0	
*4.27.97	H	L	0-7	
*4.27.97	H	W	2-0	
(1) 5.4.97	N	W	11-8	
*3.28.98	A	W	5-4	
*3.28.98	A	L	2-9	
*3.29.98	A	L	0-5	
(2) 5.2.98	N	L	0-1	
*4.10.99	A	W	4-2	
*4.10.99	A	W	9-1	
*5.5.01	A	W	5-1	
*5.5.01	A	W	4-0	

*5.3.02	H	L	2-5	
*5.3.02	H	W	10-1	
*5.4.03	H	L	0-2	
*5.4.03	H	W	1-0	
*4.25.04	A	W	8-5	
*4.25.04	A	W	4-2	
*5.7.05	A	W	11-0	
*5.7.05	A	W	7-1	
*4.23.06	H	W	8-0 (5)	
*4.23.06	H	W	7-0	
*5.5.07	A	W	5-2	
*5.5.07	A	W	5-1	
*4.14.08	H	W	1-0	
*4.14.08	H	L	4-5	
*4.19.09	A	W	4-1	
*4.19.09	A	W	4-3	
*4.1.10	H	24-	W	8-0 (6)
*4.3.10	H	24-	W	8-0 (5)

(1) BIG EAST Conference Tournament (Storrs, Conn.)
 (2) BIG EAST Conference Tournament (Chestnut Hill, Mass.)
 *BIG EAST Conference game

SACRAMENTO STATE (2-2)

overall: 2-2 / away: 0-2 / neutral: 2-0				
(1) 3.5.93	A	L	0-7	
(1) 3.12.93	A	L	0-2	
(2) 2.20.09	N	W	4-1	
(2) 2.21.09	N	W	11-0	
(1) Sacramento State Tournament (Sacramento, Calif.)				
(2) Nike Invitational (Palo Alto, Calif.)				

SAINT MARY'S (Calif.) (2-0)

overall: 2-0 / neutral: 2-0				
3.6.93	N	W	6-1	
3.6.93	N	W	1-0	

SAINT MARY'S (Ind.) (5-0)

overall: 5-0 / home: 3-0 / away: 2-0				
4.11.89	H	W	10-0	
4.11.89	H	W	6-0	
4.30.89	A	W	11-0	
4.30.89	A	W	13-0	
4.28.90	H	W	1-0	

SAINT LOUIS (4-2 / 3-1 MCC)

overall: 4-2 / home: 2-0 / away: 1-1 / neutral: 1-1				
(1) 4.9.89	N	L	1-3	
*4.6.90	A	L	2-3 (10)	
*4.6.90	A	W	2-0	
*3.24.91	H	W	2-1	
*3.24.91	H	W	1-0	
(2) 3.27.04	N	W	4-3	
(1) Midwestern Collegiate Conference Tournament (Indianapolis, Ind.)				
(2) Hoosier Invitational (Bloomington, Ind.)				
*Midwestern Collegiate Conference game				

SAINT XAVIER (1-0)

overall: 1-0 / home: 1-0				
3.31.92	H	W	2-1	

Series vs. Opponents

SAMFORD (1-0)				
overall: 1-0 / neutral: 1-0				
(1) 4.5.91	N	W	4-1	
(1) Southern Invitational (Birmingham, Ala.)				

SAN DIEGO (1-0)				
overall: 1-0 / neutral: 1-0				
(1) 3.12.10	N	L	1-2	
(1) Long Beach Invitational (Lakewood, Calif.)				

SAN DIEGO STATE (4-0)				
overall: 4-0 / away: 4-0				
3.12.95	A	W	3-0	
3.12.95	A	W	3-1	
3.12.00	A	W	3-0	
3.12.00	A	W	11-3	

SAN JOSE STATE (1-0)				
overall: 1-0 / neutral: 1-0				
(1) 3.5.93	N	W	4-0	
(1) Sacramento State Tournament (Sacramento Calif.)				

SAM HOUSTON STATE (1-3)				
overall: 1-3 / away: 0-2 / neutral: 1-1				
3.13.90	A	L	4-5	
3.13.90	A	L	0-8	
(1) 3.12.93	N	L	0-4	
(2) 3.5.94	N	W	5-3	
(1) South Florida Tournament (Tampa, Fla.)				
(2) Aggie Invitational (College Station, Texas)				

SETON HALL (33-9 / 31-4 BIG EAST)				
overall: 33-9 / home: 17-1 / away: 14-3 / neutral: 2-5				
*4.27.96	H	W	7-2	
*4.27.96	H	W	5-1	
*4.28.96	H	W	4-2	
*4.28.96	H	W	13-5	
*3.27.97	A	W	7-1	
*3.27.97	A	W	12-1	
*3.29.97	A	W	9-1	
*3.29.97	A	W	6-2	
*4.11.98	H	W	7-0	
*4.11.98	H	W	8-0	
*5.2.99	H	W	1-0	
*5.2.99	H	W	8-0	
(1) 5.9.99	N	W	5-1	
*4.30.00	A	W	6-2	
*4.30.00	A	W	5-1	
*4.1.01	H	W	6-3	
*4.1.01	H	W	10-2	
(2) 5.10.01	N	L	1-2	
*4.7.02	A	W	8-1	
*4.7.02	A	W	7-1	
*4.13.03	H	W	5-0	
*4.13.03	H	W	10-1	
(3) 5.8.03	N	W	9-0	
*5.8.04	A	L	0-5	
*5.8.04	A	L	0-1	
(4) 5.14.04	N	L	1-2 (8)	
(4) 5.15.04	N	L	2-5 (8)	
*4.25.05	H	L	1-2 (9)	
*4.25.05	H	W	11-4	
(5) 5.13.05	N	L	1-2	
(5) 5.14.05	N	L	1-2 (11)	
*5.6.06	A	W	4-3	

*5.6.06	A	L	3-4	
*3.25.07	H	W	2-1	
*3.25.07	H	W	9-1	
*4.6.08	A	W	12-1 (5)	
*4.6.08	A	W	6-2	
*4.5.09	H	W	9-0 (5)	
*4.5.09	H	W	13-0 (5)	
*3.27.10	A	W	12-0 (5)	
*3.27.10	A	W	11-1 (6)	
*3.28.10	A	W	13-3	
(1) BIG EAST Conference Tournament (Storrs, Conn.)				
(2) BIG EAST Conference Tournament (Villanova, Pa.)				
(3) BIG EAST Conference Tournament (Salem, Va.)				
(4) BIG EAST Conference Tournament (Syracuse, N.Y.)				
(5) BIG EAST Conference Tournament (South Bend, Ind.)				
*BIG EAST Conference game				

SOUTH CAROLINA (3-6)				
overall: 3-6 / neutral: 3-6				
4.6.91	N	L	1-3	
(1) 3.27.92	N	-9	W	4-1
3.9.94	N	L	1-9	
(2) 3.8.96	N	-8	L	2-5
(3) 5.17.96	N	-8	L	0-3
(4) 3.2.97	N	-6	L	2-3
(4) 2.27.98	N	-11	W	5-2
(5) 3.6.98	N	-14	L	0-1
(6) 2.18.01	N	-18	W	1-0
(1) Southern Invitational (Birmingham, Ala.)				
(2) South Florida Tournament (Tampa, Fla.)				
(3) NCAA Tournament (Ann Arbor, Mich.)				
(4) NFCA Leadoff Classic (Columbus, Ga.)				
(5) Fresno State Classic (Fresno, Calif.)				
(6) Holiday Inn Invitational (Tampa, Fla.)				

SOUTHERN ILLINOIS (1-1)				
overall: 1-1 / away: 0-1 / neutral: 1-0				
(1) 3.7.92	A	L	0-3	
(2) 5.20.06	N	W	5-4	
(1) Southern Illinois Tournament (Carbondale, Ill.)				
(2) NCAA Tournament (Evanston, Ill.)				

SOUTHERN INDIANA (1-1)				
overall: 1-1 / away: 1-1				
3.9.89	A	L	1-6	
3.9.89	A	W	1-0	

SOUTHERN UTAH (1-0)				
overall: 1-0 / neutral: 1-0				
(1) 2.18.00	N	W	8-0	
(1) UNLV Classic (Las Vegas, Nev.)				

SOUTHWESTERN MICHIGAN (3-0)				
overall: 3-0 / home: 2-0 / away: 1-0				
4.19.89	H	W	6-0	
4.19.89	H	W	9-1	
4.26.89	A	W	5-0	

SOUTHERN MISSISSIPPI (2-0)				
overall: 2-0 / neutral: 2-0				
(1) 2.22.02	N	W	6-0	
(2) 2.20.10	N	W	7-6	
(1) NFCA Leadoff Classic (Columbus, Ga.)				
(2) Mizuno Classic (Hattiesburg, Miss.)				

ST. FRANCIS (3-2)				
overall: 3-2 / home: 2-0 / away: 1-2				
4.5.89	A	L	0-3	
4.5.89	A	L	2-3	
(1) 4.7.90	A	W	1-0	
4.23.90	H	W	5-1	
4.23.90	H	W	4-2	
(1) St. Francis Invitational (Joliet, Ill.)				

ST. JOHN'S (34-1 / 34-1 BIG EAST)				
overall: 34-1 / home: 18-1 / away: 12-0 / neutral 1-0				
*4.21.96	H	W	2-0	
*4.21.96	H	W	13-0	
*4.19.97	A	W	11-1	
*4.19.97	A	W	7-0	
*4.19.98	H	W	3-1	
*4.19.98	H	W	5-0	
*5.1.99	H	W	13-0	
*5.1.99	H	W	7-0	
*4.29.00	A	W	7-2	
*4.29.00	A	W	5-0	
*3.31.01	H	W	8-0	
*3.31.01	H	W	1-0	
*4.6.02	A	W	4-0	
*4.6.02	A	W	8-0	
*4.11.03	H	W	6-1	
*4.11.03	H	W	2-1	
*5.9.04	A	W	8-1	
*5.9.04	A	W	3-0	
*4.22.05	H	W	8-0 (5)	
*4.22.05	H	W	8-0 (5)	
*5.7.06	A	W	2-0	
*5.7.06	A	W	4-0	
*3.24.07	H	W	8-0	
*3.24.07	H	W	3-0	
*4.5.08	A	W	5-0	
*4.5.08	A	W	8-4 (12)	
*3.22.09	H	L	3-4	
*3.22.09	H	W	5-4	
(1) 5.7.09	N	W	5-1	
*5.8.10	A	24- W	6-3	
*5.8.10	A	24- W	10-2 (6)	
*5.9.10	A	24- W	12-2 (6)	
*4.30.11	H	22- W	10-3	
*4.30.11	H	22- W	11-1 (5)	
*5.1.11	H	22- W	14-0 (5)	
(1) BIG EAST Conference Tournament (Louisville, Ky.)				
*BIG EAST Conference game				

ST. JOSEPH'S (Ind.) (6-0)				
overall: 6-0 / home: 4-0 / away: 2-0				
3.23.89	H	W	1-0	
3.23.89	H	W	3-2	
4.14.90	A	W	4-2	
4.14.90	A	W	3-2	
4.17.91	H	W	2-0	
4.17.91	H	W	8-2	

STANFORD (0-3)

overall: 0-3 / neutral: 0-1 / away: 0-2

(1) 2.21.04	N	-9	L	2-4
(2) 2.20.09	A	-5	L	0-2
(2) 2.21.09	A	-5	L	2-5

- (1) Cathedral City Classic (Cathedral City, Calif.)
(2) Nike Invitational (Palo Alto, Calif.)

STEPHEN F. AUSTIN (2-1)

overall: 2-1 / neutral: 2-1

(1) 3.8.97	N	W	11-2
(2) 3.5.06	N	L	1-2 (8)
(3) 2.21.10	N	W	3-0

- (1) Sooner Classic (Oklahoma City, Okla.)
(2) Tulsa Invitational (Tulsa, Okla.)
(3) Mizuno Classic (Hattiesburg, Miss.)

SYRACUSE (19-3 / 17-3 BIG EAST)

overall: 19-3 / home: 9-1 / away: 8-2 / neutral: 2-0

*4.8.01	A	W	6-0
*4.8.01	A	W	6-0
*4.14.02	H	W	3-1
*4.14.02	H	L	0-3
(1) 5.10.02	N	W	5-4
*4.19.03	A	W	10-1
*4.19.03	A	W	6-4
*4.10.04	H	W	11-3 (5)
*4.10.04	H	W	8-0 (5)
*5.1.05	H	W	6-1
*5.1.05	H	W	7-3
(2) 5.13.05	N	W	4-1
*4.8.06	A	L	1-2
*4.8.06	A	W	7-5
*4.1.07	H	W	7-0
*4.1.07	H	W	10-2
*5.4.08	A	W	8-0
*5.4.08	A	L	7-8
*4.26.09	H	W	4-0
*4.26.09	H	W	6-3
*4.10.11	A	W	9-2
*4.10.11	A	W	7-4

- (1) BIG EAST Conference Tournament (Salem, Va.)

- (2) BIG EAST Conference Tournament (South Bend, Ind.)

*BIG EAST Conference game

TEMPLE (4-1)

overall: 4-1 / away: 2-0 / neutral: 2-1

3.13.90	N	W	8-1
3.13.91	N	W	1-0
3.24.93	N	L	1-2 (9)
5.9.94	A	W	6-0
5.9.94	A	W	3-1

TENNESSEE (3-0)

overall: 3-0 / neutral: 3-0

(1) 2.20.99	N		W	5-0
(2) 3.4.00	N		W	4-0
(3) 2.27.05	N	-5	W	5-2

- (1) Choo Choo Classic (Chattanooga, Tenn.)
(2) State Line Classic (Bristol, Tenn.)
(3) Cathedral City Classic (Cathedral City, Calif.)

TENNESSEE-CHATTANOOGA (2-1)

overall: 2-1 / away: 1-1 / neutral: 1-0

(1) 3.13.98	N	W	9-7
(2) 2.26.99	A	L	3-4
(3) 3.2.01	A	W	5-3

- (1) Hawaii Classic (Honolulu, Hawaii)
(2) Choo Choo Classic (Chattanooga, Tenn.)
(3) Frost Classic (Chattanooga, Tenn.)

TENNESSEE-MARTIN (1-0)

overall: 1-0 / neutral: 1-0

(1) 2.26.99	N	W	8-0
(1) Choo Choo Classic (Chattanooga, Tenn.)			

TENNESSEE TECH (1-0)

overall: 1-0 / neutral: 1-0

(1) 2.17.07	N	W	6-5
(1) Tiger Invitational (Auburn, Ala.)			

TEXAS (1-2)

overall: 1-2 / neutral 1-2

(1) 3.17.00	N		W	4-2
(2) 3.18.06	N	-4	L	5-6
(2) 3.17.07	N	-8	L	0-3

- (1) Kia Classic (Fullerton, Calif.)
(2) Judi Garman Classic (Fullerton, Calif.)

TEXAS A&M (1-5)

overall: 1-5 / away: 0-1 / neutral: 1-4

(1) 3.6.94	A	-14	L	0-8
(2) 3.3.96	N	-14	W	3-1
(2) 3.1.97	N		L	0-1
(2) 2.23.02	N		L	1-2
(3) 3.13.04	N		L	1-2
(4) 2.16.08	N	-3	L	1-4

- (1) Aggie Invitational (College Station, Texas)
(2) NFCA Leadoff Classic (Columbus, Ga.)
(3) Florida State Tournament (Tallahassee, Fla.)
(4) Kajikawa Classic (Tempe, Ariz.)

TEXAS TECH (4-1)

overall: 4-1 / neutral: 4-1

(1) 3.5.99	N	L	3-8
(2) 2.23.01	N	W	4-0
(3) 3.15.02	N	W	2-1
(4) 3.7.09	N	W	7-0
(4) 3.8.09	N	W	5-0

- (1) Hillenbrand Tournament (Tucson, Ariz.)
(2) Lady Razorback Invitational (Fayetteville, Ark.)
(3) Kia Classic (Fullerton, Calif.)
(4) UNLV Invitational (Las Vegas, Nev.)

TOLEDO (14-0)

overall: 14-0 / home: 11-0 / away: 2-0 / neutral: 1-0

4.23.98	A	W	7-2
4.23.98	A	W	7-1
3.27.99	H	W	9-0
3.27.99	H	W	10-0
(1) 3.26.00	N	W	12-1
4.25.01	H	W	11-0
4.25.01	H	W	1-0
4.19.06	H	W	5-0
3.29.07	H	W	4-1
4.2.08	H	W	2-1
3.18.09	H	W	15-0 (5)

3.18.09	H	W	9-1 (5)
3.24.10	H	W	11-0 (5)
3.24.10	H	W	8-4

- (1) Purdue Invitational (West Lafayette, Ind.)

TOWSON (1-1)

overall: 1-1 / neutral: 1-1

(1) 3.14.08	N	W	7-0
(1) 3.15.08	N	L	2-6

- (1) Lowcountry Invitational (Charleston, S.C.)

TROY (1-0)

overall: 1-0 / neutral: 1-0

(1) 3.12.04	N	W	3-1
(1) Florida State Tournament (Tallahassee, Fla.)			

TULSA (3-3)

overall: 3-3 / away: 0-1 / neutral: 3-2

(1) 3.5.94	N	W	5-2
(2) 2.27.94	N	W	6-1
(3) 3.14.98	N	W	7-1
(3) 3.15.98	N	L	3-4
(4) 3.3.06	A	L	1-2
(5) 2.17.07	N	L	2-4

- (1) Aggie Invitational (College Station, Texas)
(2) Arizona State Tournament (Tempe, Ariz.)
(3) Hawaii Classic (Honolulu, Hawaii)
(4) Tulsa Invitational (Tulsa, Okla.)
(5) Tiger Invitational (Auburn, Ala.)

UC DAVIS (1-0)

overall: 1-0 / neutral: 1-0

(1) 3.1.08	N	W	6-5
(1) Worth Invitational (Fullerton, Calif.)			

UCLA (0-6)

overall: 0-6 / away: 0-2 / neutral: 0-4

(1) 3.11.94	N	-2	L	0-12
3.10.98	A		L	3-4
(2) 2.25.05	N	-3	L	1-3
(3) 3.11.07	N	-12	L	3-9
(4) 3.7.08	N	-2	L	2-3
3.10.09	A	-5	L	1-3

- (1) South Florida Tournament (Tampa, Fla.)
(2) Cathedral City Classic (Cathedral City, Calif.)
(3) Long Beach Invitational (Long Beach, Calif.)
(4) Long Beach Invitational (Lakewood, Calif.)

UC RIVERSIDE (2-0)

overall: 2-0 / away: 2-0

3.4.08	A	W	8-2
(1) 3.7.10	A	W	10-0 (5)

- (1) Aten Construction Tournament (Riverside, Calif.)

UC SANTA BARBARA (4-1)

overall: 4-1 / away: 1-0 / neutral: 3-1

(1) 3.12.99	N	L	2-6
(2) 2.19.00	N	W	3-0
3.7.05	A	W	1-0
(3) 5.19.06	N	W	5-2
(4) 3.7.09	N	W	5-2

- (1) National Invitational Tournament (San Jose, Calif.)
(2) UNLV Classic (Las Vegas, Nev.)
(3) NCAA Tournament (Evanston, Ill.)
(4) UNLV Invitational (Las Vegas, Nev.)

Series vs. Opponents

UCF (1-0)				
overall: 1-0 / away: 1-0				
(1) 2.18.11	A	W	5-3	
(1) UCF / Courtyard by Marriott Invitational (Orlando, Fla.)				

UNC-CHARLOTTE (1-0)				
overall: 1-0 / neutral: 1-0				
(1) 4.5.91	N	W	1-0	
(1) Southern Invitational (Birmingham, Ala.)				

UNLV (4-2)				
overall: 4-2 / away: 2-2 / neutral: 2-0				
3.10.02	A	L	1-2	
(1) 2.14.04	A	W	3-1	
(1) 2.18.06	A	W	6-4	
(2) 2.24.07	N	W	4-3 (8)	
(3) 3.8.09	A	L	3-5	
(4) 3.13.10	N	W	4-1	
(1) UNLV Desert Classic (Las Vegas, Nev.)				
(2) Cathedral City Classic (Cathedral City, Calif.)				
(3) UNLV Invitational (Las Vegas, Nev.)				
(4) Long Beach Invitational (Lakewood, Calif.)				

UPPER IOWA (1-0)				
overall: 1-0 / neutral: 1-0				
(1) 3.10.91	N	W	5-0	
(1) Houston Games (Houston, Texas)				

USF (12-10 / 8-5 BIG EAST)				
overall: 12-10 / home: 3-2 / away: 8-5 / neutral: 1-3				
3.26.93	N	L	2-3 (8)	
(1) 3.15.96	N	-22	L	2-3 (8)
2.20.98	A	-10	L	1-9
2.19.99	A	-6	W	2-0
2.16.02	A	W	5-3	
2.17.02	A	-25	W	5-3
2.15.03	A	L	4-5	
(2) 2.11.05	N	-21	L	0-5
(2) 2.12.05	N	-21	W	4-2
*4.29.06	A	W	7-4	
*4.29.06	A	L	3-7	
*4.22.07	H	L	1-3	
*4.22.07	H	L	1-3	
*4.20.08	A	L	2-5	
*4.20.08	A	L	4-8	
*3.29.09	A	W	3-2	
*3.29.09	A	W	6-4	
*4.10.10	H	23-	W	4-2
*4.10.10	H	23-	W	10-1 (5)
*4.11.10	H	23-	W	2-0
*4.27.11	A	22-	W	1-0
*4.27.11	A	22-	W	5-0
(1) Florida State Tournament (Tallahassee, Fla.)				
(2) Gainesville Utilities Classic (Gainesville, Fla.)				

*BIG EAST Conference game
first game at Melissa Cook Stadium

UTAH (4-0)				
overall: 4-0 / neutral: 4-0				
(1) 2.20.00	N	W	2-1	
(2) 2.20.04	N	W	4-3	
(3) 2.18.05	N	W	4-2	
(4) 2.15.08	N	W	6-2	
(1) UNLV Classic (Las Vegas, Nev.)				
(2) Cathedral City Classic (Cathedral City, Calif.)				
(3) Campbell-Cartier Tournament (San Diego, Calif.)				
(4) Kajikawa Classic (Tempe, Ariz.)				

UTAH STATE (1-0)				
overall: 1-0 / neutral: 1-0				
(1) 3.15.01	N	W	6-0	
(1) Kia Klassic (Fullerton, Calif.)				

VALPARAISO (31-2)				
overall: 31-2 / home: 22-1 / away: 8-1 / neutral: 1-0				
4.13.89	A	L	0-1 (8)	
4.13.89	A	W	4-3	
5.4.89	H	L	2-3	
3.26.90	A	W	4-3 (9)	
3.26.90	A	W	4-3 (9)	
3.25.91	H	W	8-0	
3.25.91	H	W	2-1 (9)	
4.14.92	A	W	2-0	
4.14.92	A	W	10-0	
4.14.93	H	W	4-0	
(1) 3.19.94	N	W	9-2	
4.18.96	H	W	3-2	
4.18.96	H	W	8-0	
4.17.97	H	W	3-1	
4.1.98	H	W	6-2	
4.2.98	H	W	4-0	
4.2.98	H	W	4-1	
3.28.01	H	W	6-0	
3.28.01	H	W	4-0	
4.9.02	H	W	4-0	
4.9.02	H	W	8-0 (5)	
4.23.03	H	W	11-0 (5)	
4.23.03	H	W	15-1 (5)	
3.23.04	A	W	9-0 (6)	
3.30.05	H	W	5-0	
3.30.05	H	W	10-0 (5)	
4.27.06	A	W	6-2	
4.19.07	H	W	5-0	
4.29.08	A	W	6-0	
4.9.09	H	W	11-0 (6)	
4.9.09	H	W	17-9 (5)	
4.21.10	H	23-	W	7-6
5.3.11	H	21-	W	10-2 (6)
(1) Sycamore Classic (Terre Haute, Ind.)				

VILLANOVA (41-4 / 35-3 BIG EAST)				
overall: 41-4 / home: 17-3 / away: 18-0 / neutral: 6-1				
*4.13.96	H	L	1-4	
*4.13.96	H	W	10-5	
*4.14.96	H	W	4-3 (9)	
*4.14.96	H	W	6-0	
(1) 5.5.96	N	W	6-3	
*4.12.97	A	W	7-0	

*4.12.97	A	W	5-0	
*4.13.97	A	W	12-0	
*4.13.97	A	W	8-1	
*4.25.98	H	W	11-0	
*4.25.98	H	W	7-4	
*4.26.98	H	W	3-0	
*4.12.99	A	W	3-0	
*4.12.99	A	W	4-0	
*4.9.00	H	W	9-0	
*4.9.00	H	W	5-1	
*5.4.01	A	W	8-0	
*5.4.01	A	W	4-0	
(2) 5.11.01	N	L	0-1	
*5.5.02	H	W	9-1	
*5.5.02	H	W	9-1	
(3) 5.10.02	N	W	6-4	
*5.2.03	H	L	6-7	
*5.2.03	H	W	3-0	
(3) 5.9.03	N	W	9-7	
(3) 5.10.03	N	W	3-2 (9)	
*4.24.04	A	W	4-0	
*4.24.04	A	W	2-0	
(4) 5.14.04	N	W	2-0	
*4.4.05	A	W	4-0	
*4.4.05	A	W	2-0	
(5) 5.12.05	N	W	3-0	
*4.22.06	H	W	8-7	
*4.22.06	H	W	8-3	
*5.6.07	A	W	5-2	
*5.6.07	A	W	4-2	
**4.13.08	H	L	1-4	
*4.13.08	H	W	10-5	
*4.18.09	A	W	3-0	
*4.18.09	A	W	7-1	
*4.24.10	H	23-	W	8-0 (5)
*4.24.10	H	23-	W	11-3 (5)
*4.25.10	H	23-	W	10-0 (5)
*4.21.11	A	23-	W	2-1
*4.21.11	A	23-	W	10-8

(1) BIG EAST Conference Tournament (Chestnut Hill, Mass.)
(2) BIG EAST Conference Tournament (Villanova, Pa.)
(3) BIG EAST Conference Tournament (Salem, Va.)
(4) BIG EAST Conference Tournament (Syracuse, N.Y.)
(5) BIG EAST Conference Tournament (South Bend, Ind.)
*BIG EAST Conference game
**BIG EAST Conference game
first game at Melissa Cook Stadium

VIRGINIA (6-0)				
overall: 6-0 / neutral: 6-0				
3.12.96	N	W	5-2	
(1) 3.10.05	N	W	9-1 (5)	
(2) 3.2.07	N	W	4-1	
(2) 3.2.07	N	W	6-3	
(3) 2.26.10	N	W	11-3 (5)	
(3) 2.27.10	N	W	9-0	
(1) Hawaii Spring Fling (Honolulu, Hawaii)				
(2) Jacksonville Tournament (Jacksonville, Fla.)				
(3) Cavalier Invitational (Newport News, Va.)				

VIRGINIA TECH (11-2 / 6-0 BIG EAST)

overall: 11-2 / home: 4-0 / away: 2-0 / neutral: 5-2

(1) 3.4.00	N	W	1-0
(1) 3.5.00	N	W	3-0
*4.21.01	A	W	5-0
*4.21.01	A	W	4-0
*4.20.02	H	W	8-0
*4.20.02	H	W	10-0
(2) 5.9.02	N	L	3-8
(2) 5.11.02	N	W	2-1
(2) 5.11.02	N	W	3-1
*4.30.04	H	W	5-0
*4.30.04	H	W	9-1 (5)
(3) 2.18.07	N	L	0-2
(4) 3.8.08	N	-24	W 2-1

- (1) State Line Classic (Bristol, Tenn.)
 (2) BIG EAST Conference Tournament (Salem, Va.)
 (3) Tiger Invitational (Auburn, Ala.)
 (4) Long Beach Invitational (Lakewood, Calif.)

*BIG EAST Conference game

WASHBURN (0-1)

overall: 0-1 / neutral: 0-1

(1) 3.12.91	N	L	1-0
(1) Houston Games (Houston, Texas)			

WASHINGTON (1-3)

overall: 1-3 / neutral: 1-3

(1) 3.2.96	N	-4	L 1-7
(2) 2.17.01	N	-4	W 3-2
(3) 2.14.10	N	-1	L 0-5
(3) 3.18.11	N	-4	L 4-7

- (1) NFCA Leadoff Classic (Columbus, Ga.)
 (2) Holiday Inn Invitational (Tampa, Fla.)
 (3) Kajikawa Classic (Tempe, Ariz.)
 (4) Judi Garman Classic (Fullerton, Calif.)

WESTERN ILLINOIS (3-4)

overall: 3-4 / neutral: 3-4

3.14.90	N	L	1-3
3.14.90	N	L	3-5
(1) 3.8.92	N	L	3-5
(2) 5.18.92	N	L	0-3
(3) 3.16.96	N	W	2-1
(4) 3.8.98	N	W	7-0
(5) 5.17.01	N	W	8-0

- (1) Southern Illinois Tournament (Carbondale, Ill.)
 (2) National Invitational Classic (Macomb, Ill.)
 (3) Florida State Tournament (Tallahassee, Fla.)
 (4) Fresno State Classic (Fresno, Calif.)
 (5) NCAA Tournament (Iowa City, Iowa)

WESTERN KENTUCKY (1-1)

overall: 1-1 / neutral: 1-1

(1) 3.28.04	N	W	2-1
(2) 2.16.08	N	L	5-6

- (1) Hoosier Invitational (Bloomington, Ind.)
 (2) Kajikawa Classic (Tempe, Ariz.)

WESTERN MICHIGAN (24-6)

overall: 24-6 / home: 11-3 / away: 12-3 / neutral: 1-0

4.8.92	A	L	2-7
4.8.92	A	L	1-4
3.21.93	H	W	4-1
4.14.94	A	W	5-3
4.14.94	A	W	3-0
4.12.95	H	W	4-0
3.23.96	A	W	3-0
3.23.96	A	W	1-0 (11)
4.30.97	H	W	3-0
4.30.97	H	L	2-3
4.7.99	H	L	1-2
4.7.99	H	W	5-0
4.6.00	A	W	6-1
3.29.01	H	W	7-1
3.29.01	H	W	8-0
3.23.03	A	W	8-5
3.23.03	A	W	8-0
4.1.04	A	L	0-2
4.1.04	A	W	5-1
4.24.05	H	W	2-1
3.26.06	A	W	5-0
3.26.06	A	W	2-1 (8)
4.17.07	H	W	9-0 (5)
4.17.07	H	W	5-1
3.20.08	A	W	2-0
3.25.09	H	W	6-1
3.25.09	H	W	8-1
3.18.10	A	W	13-4 (6)
3.29.11	H	L	2-3
(1) 5.21.11	N	19-	W 4-0

- (1) NCAA Tournament (Ann Arbor, Mich.)

WICHITA STATE (1-0)

overall: 1-0 / neutral: 1-0

(1) 3.9.97	N	W	3-2
(1) Sooner Classic (Oklahoma City, Okla.)			

WINTHROP (2-2)

overall: 2-2 / away: 1-0 / neutral: 1-2

(1) 4.6.91	N	L	1-2
(1) 3.28.92	N	L	3-7
(1) 3.28.92	N	W	3-2
(2) 3.26.94	A	W	6-1

- (1) Southern Invitational (Birmingham, Ala.)
 (2) Winthrop Invitational (Rock Hill, S.C.)

WISCONSIN (5-2)

overall: 5-2 / home: 2-0 / neutral: 0-2 / away: 3-0

(1) 2.24.96	N	L	9-10
4.16.08	H	W	11-5
(2) 2.15.09	N	L	0-2
4.14.09	A	W	5-0
4.14.09	A	W	4-2
4.29.10	H	25-	W 11-3 (5)
4.5.11	A	W	9-1 (5)

- (1) Arizona State Tournament (Tempe, Ariz.)
 (2) Bama Bash (Tuscaloosa, Ala.)

WISCONSIN-GREEN BAY (4-3 / 2-0 MCC)

overall: 4-3 / home: 2-2 / neutral: 2-1

4.1.89	H	L	0-2
4.1.89	H	L	5-6
4.21.89	N	L	1-2
(1) 3.20.92	N	W	4-2
(2) 4.3.93	N	W	3-2
*4.8.95	H	W	3-0
*4.8.95	H	W	9-0

- (1) Sycamore Classic (Terre Haute, Ind.)
 (2) Illinois State Tournament (Normal, Ill.)
 *Midwestern Collegiate Conference game

WISCONSIN-PARKSIDE (1-0)

overall: 1-0 / neutral: 1-0

(1) 4.7.90	N	W	2-0
(1) St. Francis Invitational (Joliet, Ill.)			

WRIGHT STATE (6-0 / 2-0 MCC)

overall: 6-0 / away: 4-0 / neutral: 2-0

5.12.91	A	W	9-0
5.12.91	A	W	4-2
*4.1.95	A	W	8-0
*4.1.95	A	W	7-6 (9)
(1) 5.19.07	N	W	3-0
(2) 5.22.10	N	24-	W 6-5

- (1) NCAA Tournament (Evanston, Ill.)
 (2) NCAA Tournament (Ann Arbor, Mich.)
 *Midwestern Collegiate Conference game

Irish on the Road

During the program's second complete varsity season in 1990, Notre Dame began to hit the road and take part in what has become a staple tradition in collegiate softball – the early season, warm-weathered tournaments. The Irish are one of the many softball programs that annually seek the top competition in the top tournaments slated for the season's first several weeks. In fact, Notre Dame will begin the 2012 campaign by spanning the nation with trips to Florida, North Carolina and California. The team will also play in no fewer than eight different states throughout the season. The travel, though challenging at times, gives the Irish an opportunity to not only mount a schedule packed with high-caliber competition but the chance for players to compete in front of family and friends across the country.

- Tournament sites played: 50
- All-time record: 241-165 (.594)
- Tournament titles: 16 – St. Francis Invitational, 1990 (Joliet, Ill.); Creighton Invitational, 1992 (Omaha, Neb.); Illinois State Tournament, 1993 (Normal, Ill.); Sycamore Classic, 1994 (Terre Haute, Ind.); Winthrop Invitational, 1994 (Rock Hill, S.C.); State Line Classic, 2000 (Bristol, Tenn.); Holiday Inn Invitational, 2001 (Tampa, Fla.); NFCA

Leadoff Classic, 2004 (Columbus, Ga.); Hoosier Invitational, 2004 (Bloomington, Ind.); Gainesville Utilities Classic, 2005 (Gainesville, Fla.); Hawaii Spring Fling, 2005 (Honolulu, Hawaii); Mizuno Classic, 2010 (Hattiesburg, Miss.); Cavalier Invitational, 2010 (Newport News, Va.); Aten Construction Tournament, 2010 (Riverside, Calif.); UCF / Courtyard by Marriott Invitational, 2011 (Orlando, Fla.); Cougar Classic, 2011 (Mt. Pleasant, S.C.)

- Most wins in a single tournament: 5 – eight times, last at UCF / Courtyard by Marriott Invitational, 2011 (Orlando, Fla.); finished 5-0 against the tournament field en route to a 9-0 record to begin the 2011 campaign.

- Best record in a single tournament: 5-0, Holiday Inn Invitational, 2001 (Tampa, Fla.)

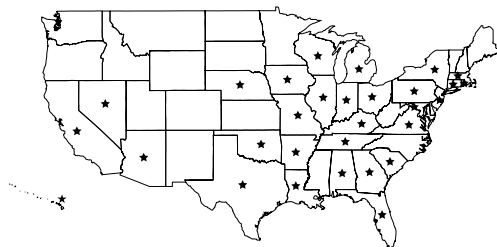
- Most tournaments played in a single season: 6 – 2004; UNLV Classic (Las Vegas, Nev.), Palm Springs Classic (Palm Springs, Calif.), NFCA Leadoff Classic (Columbus, Ga.), Worth Invitational (Boca Raton, Fla.), Florida State Tournament (Tallahassee, Fla.), Hoosier Invitational (Bloomington, Ind.)

- Most frequented location: Cal State Fullerton (Fullerton, Calif.) – the Irish have trekked to the Titan's campus on nine different occasions (2000-03, 2006-09, 2011)

- Wins vs. ranked teams: 25 – #9 South Carolina (1992, 4-1); #24 Robert Morris (1994, 18-0); #10 Michigan (1995, 4-3); #25 Minnesota (1995, 8-0); #14 Texas A&M (1996, 3-1); #13 Louisiana-Lafayette (1997, 4-2); #9 Kansas (1998, 7-2); #11 South Carolina (1998, 5-2); #6 South Florida (1999, 2-0); #16 Louisiana-Lafayette (2000, 4-2); #6 Oklahoma (2000, 4-2); #4 Washington (2001, 3-2); #19 South Carolina (2001, 1-0); #7 Fresno State (2001, 4-2); #10 Arizona State (2001, 5-1); #25 South Florida (2002, 5-3); #8 Nebraska (2004, 6-4); #14 Nebraska (2004, 1-0); #21 South Florida (2005, 5-1); #19 Florida (2005, 4-2); #5 Tennessee (2005, 5-2); #10 Arizona State (2006, 3-2); #24 Virginia Tech (2008, 2-1); #9 Oklahoma (2009, 4-3); #14 Ohio State (2010, 12-5); #9 Oklahoma (2011, 2-1)

Tournament Destinations - 50

Alabama.....Tuscaloosa (2009)	Hawaii.....Honolulu (1995, 1998, 2005)
Auburn (2007)	Illinois.....Carbondale (1992)
Birmingham (1991-92)	Chicago (1989-90)
Arkansas.....Fayetteville (2000-01)	Joliet (1990)
Arizona.....Tempe (1995-97, 2008, 2010)	Macomb (1992)
Tucson (1999, 2002)	Normal (1993)
California.....Cathedral City (2004, 2007)	Indiana.....Bloomington (2004)
Fresno (1998)	Terre Haute (1991-92, 1994)
Fullerton (2000-03, 2006-09, 2011)	West Lafayette (2000)
Lakewood (2008, 2010)	Louisiana.....Lafayette (2003)
Long Beach (2007-08)	Mississippi.....Hattiesburg (2010)
Palo Alto (2009)	Nebraska.....Omaha (1992)
Riverside (2010)	Nevada.....Las Vegas (2000, 2004, 2006, 2009)
Sacramento (1993)	Ohio.....Columbus (2005)
San Diego (2005)	Oklahoma.....Norman (1997)
San Jose (1997, 1999)	Oklahoma City (1997)
Florida.....Buena Vista (2011)	Tulsa (2006)
Boca Raton (2004)	South Carolina.....Charleston (2008)
Gainesville (2005, 2008)	Mt. Pleasant (2011)
Jacksonville (2007)	Rock Hill (1994)
Miami (2006)	Tennessee.....Bristol (2000)
Orlando (2011)	Chattanooga (1999, 2001)
Tallahassee (1996, 2004)	Texas.....College Station (1994-95, 2002)
Tampa (1992-94, 1996, 1998-99, 2001, 2003)	Houston (1990-91)
Georgia.....Columbus (1996-98, 2002-04)	Virginia.....Newport News (2010)




States Visited - 31 (tournaments and regular season)

Alabama	Kentucky	Ohio
Arizona	Louisiana	Oklahoma
Arkansas	Maryland (Washington, D.C.)	Pennsylvania
California	Massachusetts	Rhode Island
Connecticut	Michigan	South Carolina
Florida	Mississippi	Tennessee
Georgia	Missouri	Texas
Hawaii	Nebraska	Virginia
Illinois	Nevada	Wisconsin
Indiana	New Jersey	
Iowa	New York	

UNIVERSITY OF NOTRE DAME

FIGHTING IRISH



HISTORY & RECORDS

Over 130 women - including 14 All-Americans - have graced the field for Notre Dame throughout its rich and storied 23-year history, which is highlighted by 11 league titles and 16 appearances in the NCAA Tournament.

All-Time Results

Year	Coach	Captain(s)	W	L	T	Pct.	Conference	Postseason
							(reg. season / tournament finish)	
1989	Brian Boulac	Mia Faust, Barbara Mooney	31	23	0	.574	8-5 (1st / 3rd)	--
1990	Brian Boulac	Ruth Kmak, Kathy Verneti	32	15	1	.677	9-3 (1st / 1st)	--
1991	Brian Boulac	Rachel Crossen	38	22	0	.633	15-3 (2nd / 1st)	--
1992	Brian Boulac	Ruth Kmak, Amy Folsom	34	30	1	.531	7-3 (1st / 2nd)	--
1993	Liz Miller	Staci Alford, Ronny Alvarez	36	13	0	.735	8-2 (1st / 1st)	--
1994	Liz Miller	Christy Connoyer, Amy Rueter	41	20	0	.672	9-1 (1st / 1st)	NCAA Regional (1-2)
1995	Liz Miller	Liz Goets, Andy Keys	40	19	0	.678	16-2 (1st / 1st)	NCAA Regional (2-2)
1996	Liz Miller	Jenna Knudson, Andrea Kollar	48	16	0	.750	19-1 (1st / 2nd)	NCAA Regional (0-2)
1997	Liz Miller	Meghan Murray, Katie Marten	35	25	0	.583	16-4 (1st / 3rd)	--
1998	Liz Miller	Kelly Rowe, Kelly Nichols	34	22	0	.607	13-3 (1st / 4th)	--
1999	Liz Miller	Kris McCleary, Amy Laboe	42	20	0	.677	16-0 (1st / 1st)	NCAA Regional (1-2)
2000	Liz Miller	Danielle Klayman, Jennifer Sharron	47	14	0	.770	16-2 (1st / 1st)	NCAA Regional (2-2)
2001	Liz Miller	Danielle Klayman, Jennifer Sharron, Melanie Alkire, Lizzy Lemire	54	7	0	.885	20-0 (1st / 3rd)	NCAA Regional (3-2)
2002	Deanna Gumpf	Kas Hoag, Jenny Kriech, Jarrah Myers	44	17	0	.721	18-2 (1st / 1st)	NCAA Regional (2-2)
2003	Deanna Gumpf	Andria Bledsoe, Andrea Loman, Alexis Madrid	38	17	0	.691	14-3 (1st / 1st)	NCAA Regional (2-2)
2004	Deanna Gumpf	Nicole defau	49	20	0	.710	18-2 (1st / 2nd)	NCAA Regional (1-2)
2005	Deanna Gumpf	Megan Golli	46	15	0	.754	16-2 (1st / 2nd)	NCAA Regional (2-2)
2006	Deanna Gumpf	Heather Booth, Mallorie Lenn, Meagan Ruthrauff, Sara Schoonaert	42	21	0	.667	17-5 (1st / 1st)	NCAA Regional (2-2)
2007	Deanna Gumpf	Stephanie Brown, Kenya Fuemmeler, Katie Laing	32	24	0	.571	13-7 (4th / 2nd)	NCAA Regional (1-2)
2008	Deanna Gumpf	Brittney Bargar, Linda Kohan, Katie Laing	38	22	1	.631	14-8 (4th / 3rd)	NCAA Regional (1-2)
2009	Deanna Gumpf	Brittney Bargar, Linda Kohan	43	17	0	.717	19-4 (2nd / 1st)	NCAA Regional (2-2)
2010	Deanna Gumpf	Heather Johnson, Christine Lux, Katie Fleury	47	12	0	.797	18-3 (1st / 3rd)	NCAA Regional (2-2)
2011	Deanna Gumpf	Heather Johnson	46	11	0	.807	19-1 (1st / 3rd)	NCAA Regional (1-2)
23 seasons			937	422	3	.691	338-66 (.837)	24-32 (.429)
						19 regular-season titles (13 BIG EAST)		16 NCAA appearances
						11 tournament titles (6 BIG EAST)		(13 consecutive)

First season	1989 / 23 seasons
Overall record	937-422-3 (.691) / 23 seasons
Total games	1,362
NCAA Championship appearances	16 (13 consecutive)
NCAA Championship overall record	24-32 (.429)
BIG EAST regular season record	262-47 (.848) / 16 seasons
BIG EAST regular season titles	13 (last in 2011)
BIG EAST Tournament record	33-19 (.635) / 16 seasons
BIG EAST Tournament titles	6 (last in 2009)
Undefeated BIG EAST regular seasons	2 (1999, 2001)
Midwestern Collegiate regular season record	72-19 (.791) / 7 seasons
Midwestern Collegiate regular season titles	6
Midwestern Collegiate Tournament record	20-5 (.800) / 7 seasons
Midwestern Collegiate Tournament titles	5
Most consecutive regular season conference titles	15 (1992-2006)

Most consecutive conference tournament titles	3 (1993-95)
Winning seasons	23 (23 consecutive)
30+ win seasons	23
40+ win seasons	13
50+ win seasons	1
Longest win streak	33 (3.28-5.5.01 - nation's longest of season)
NFCA All-America honors	20
NFCA All-Region honors	68
CoSIDA Academic All-American of the Year	1
CoSIDA Academic All-America honors	18
All-BIG EAST accolades	109 (since 1996)
BIG EAST Player of the Year awards	9
BIG EAST Pitcher of the Year awards	7
BIG EAST Rookie of the Year awards	5
BIG EAST Coaching Staff of the Year awards	6

Irish Head Coaches



Brian Boulac
1989-92 / 4 seasons
135-90-2 (.599)

- Three Midwestern Conference regular season titles
- Two Midwestern Conference tournament titles
- 1983 Midwestern Conference Coach of the Year



Liz Miller
1993-2001 / 9 seasons
377-156 (.707)

- 2005 NFCA Hall of Fame inductee
- Six NCAA appearances
- Two BIG EAST Conference tournament titles
- Six BIG EAST Conference regular season titles
- Three Midwestern Conference regular season titles
- Three Midwestern Conference tournament titles
- 1994, 1995 Midwestern Conference Coach of the Year
- 1996, 2000, 2001 BIG EAST Conference Coach of the Year



Deanna Gumpf
2002-present / 11th season
425-176-1 (.707)

- 10 NCAA appearances
- Four BIG EAST Conference tournament titles
- Seven BIG EAST Conference regular season titles
- 2002, 2004, 2011 BIG EAST Conference Coach of the Year
- 2002, 2004 NFCA Mideast Region Coach of the Year

ALL-AMERICAN (NFCA)

Second Team

Kristin Schmidt	2001
Melanie Alkire	2000
Jennifer Sharron	2000
Terri Kobata	1995

Third Team

Heather Johnson	2011
Dani Miller	2011
Katie Fleury	2010
Christine Lux	2009
Stephanie Brown	2006
Megan Ciolli	2004, 2005
Andrea Loman	2002, 2003
Jarrah Myers	2001, 2002
Jenny Kriech	2001
Jennifer Sharron	2001
Katie Marten	1995, 1996
Terri Kobata	1994

ALL-REGION (NFCA)

First Team

Dani Miller	2009, 2010, 2011
Sadie Pitzenger	2010, 2011
Alexa Maldonado	2011
Alexia Clay	2011
Katie Fleury	2010
Jody Valdivia	2010
Brittney Bargar	2009
Christine Lux	2009
Erin Marrone	2009
Beth Northway	2009
Sarah Smith	2008
Stephanie Brown	2006, 2007
Katie Laing	2006
Meagan Ruthrauff	2006
Megan Ciolli	2002, 2003, 2004, 2005
Andrea Loman	2002, 2003
Jarrah Myers	2001, 2002
Jenny Kriech	2000, 2001
Lizzy Lemire	2001
Kristin Schmidt	2001
Melanie Alkire	1999, 2000
Jennifer Sharron	2000
Katie Marten	1995, 1996, 1997
Jenn Giampaolo	1996
Meghan Murray	1996
Terri Kobata	1993, 1994, 1995, 1996

Second Team

Heather Johnson	2011
Laura Winter	2011
Christine Lux	2010
Brittney Bargar	2008
Heather Booth	2006
Mallorie Lenn	2006
Katie Laing	2005
Heather Booth	2004
Steffany Stenglein	2004, 2005
Meagan Ruthrauff	2003, 2004
Melanie Alkire	2001
Jennifer Sharron	1999, 2001
Lizzy Lemire	1999, 2000
Kris McCleary	1999
Jarrah Myers	1999
Angela Bessolo	1997
Meghan Murray	1997
Jenn Giampaolo	1995
Sara Hayes	1992, 1993, 1994
Elizabeth Perkins	1994

CONFERENCE (BIG EAST)

BIG EAST Female

Scholar-Athlete of the Year

Jarrah Myers	2002
--------------	------

BIG EAST Player of the Year

Heather Johnson	2011
Megan Ciolli	2004
Andrea Loman	2003
Jarrah Myers	2002
Lizzy Lemire	2001
Melanie Alkire	1999, 2000
Meghan Murray	1996, 1997

BIG EAST Pitcher of the Year

Jody Valdivia	2010
Steffany Stenglein	2004, 2005
Jennifer Sharron	1998, 1999, 2000, 2001

BIG EAST Rookie of the Year

Heather Booth	2003
Kristin Schmidt	2001
Andrea Loman	2000
Jarrah Myers	1999
Angela Bessolo	1996

BIG EAST Coaching Staff of the Year

Deanna Gumpf	2002, 2004, 2011
Liz Miller	1996, 2000, 2001

BIG EAST Championship

Most Outstanding Player

Brittney Bargar	2009
Heather Booth	2006
Andrea Loman	2002, 2003
Melanie Alkire	2000
Jennifer Sharron	1999

Midwestern Collegiate

Player of the Year

Sara Hayes	1995
Terri Kobata	1993, 1994

Midwestern Collegiate

Newcomer of the Year

Elizabeth Perkins	1994
Terri Kobata	1993
Sara Hayes	1992

Midwestern Collegiate Coach of the Year

Liz Miller	1994, 1995
Brian Boulac	1989

Midwestern Collegiate Tournament MVP

Terri Kobata	1993, 1995
Sara Hayes	1994

ALL-BIG EAST

First Team

Alexa Maldonado	2010, 2011
Alexia Clay	2011
Heather Johnson	2011
Sadie Pitzenger	2011
Laura Winter	2011
Christine Lux	2009, 2010
Katie Fleury	2010
Jody Valdivia	2010
Dani Miller	2009
Beth Northway	2009
Brittney Bargar	2008
Sarah Smith	2008
Stephanie Brown	2004, 2006, 2007
Katie Laing	2005
Meagan Ruthrauff	2003, 2005
Megan Ciolli	2002, 2003, 2004, 2005
Steffany Stenglein	2002, 2004, 2005
Nicole deFau	2004
Liz Hartmann	2004
Mallorie Lenn	2004
Heather Booth	2003, 2004
Andrea Loman	2000, 2001, 2002, 2003
Lisa Mattison	2001, 2002, 2003
Andria Bledsoe	2002
Jarrah Myers	2002
Jenny Kriech	1999, 2000, 2001, 2002
Jennifer Sharron	1998, 1999, 2000, 2001
Melanie Alkire	1999, 2000, 2001
Lizzy Lemire	1999, 2000, 2001
Kristin Schmidt	2001
Danielle Klayman	1998, 2000
Amy Laboe	1999
Kris McCleary	1999
Lisa Tully	1998
Kara McMahon	1996, 1997
Meghan Murray	1996, 1997
Liz Perkins	1997
Jenn Giampaolo	1996
Terri Kobata	1996

Second Team

Brianna Jorgensborg	2008, 2010, 2011
Katie Fleury	2011
Brittany O'Donnell	2011
Heather Johnson	2010
Dani Miller	2010
Brittney Bargar	2009
Linda Kohan	2009
Jody Valdivia	2009
Ashley Ellis	2008
Katie Laing	2006, 2007
Brittney Bargar	2007

Heather Booth	2006
Mallorie Lenn	2006
Stephanie Brown	2005
Meagan Ruthrauff	2005
Carrie Wisen	2005
Andria Bledsoe	2000, 2003
Mallorie Lenn	2003
Alexis Madrid	2001
Jarrah Myers	2001
Angela Bessolo	1999
Jenn Giampaolo	1998
Lizzy Lemire	1998
Sarah Mathison	1997
Kris McCleary	1997
Kelly Nichols	1997
Kelly Rowe	1997
Joy Battersby	1996
Katie Marten	1996

Third Team

Erin Marrone	2009
Katie Fleury	2008
Linda Kohan	2008
Christine Lux	2008
Beth Northway	2007
Sara Schoonaert	2005, 2006
Heather Booth	2005

BIG EAST All-Rookie Team

(discontinued in 2004)

Heather Booth	2003
Mallorie Lenn	2003
Meagan Ruthrauff	2003
Megan Ciolli	2002
Steffany Stenglein	2002
Carrie Wisen	2002
Kristin Schmidt	2001
Andria Bledsoe	2000
Andrea Loman	2000
Jarrah Myers	1999
Jenny Kriech	1999
Danielle Klayman	1998
Lizzy Lemire	1998
Jennifer Sharron	1998
Tara King	1997
Sarah Mathison	1997

ALL-BIG EAST Breakdown

First Team (65)

2011	5
2010	4
2009	3
2008	2
2007	1
2006	1
2005	4
2004	5
2003	5
2002	7
2001	7
2000	6
1999	6
1998	3
1997	2
1996	4

Second Team (34)

2011	3
2010	3
2009	3
2008	2
2007	3
2006	3
2005	3
2004	3
2003	2
2002	2
2001	1
2000	1
1999	1
1998	2
1997	4
1996	2

Third Team (8)

2009	1
2008	3
2007	1
2006	1
2005	2

Honors & Awards

All-Midwestern Collegiate

First Team

Sara Hayes	1992, 1994, 1995
Terri Kobata	1993, 1994, 1995
Jenn Giampaolo	1995
Christy Connoyer	1991, 1992, 1993, 1994
Meghan Murray	1994
Elizabeth Perkins	1994
Stephanie Pinter	1994
Amy Rueter	1994
Casey McMurray	1993
Amy Folsom	1990, 1991, 1992
Ruth Kmak	1990, 1991, 1992
Staci Alford	1992
Megan Fay	1990, 1991
Rachel Crossen	1989

Second Team

Katie Marten	1995
Sara Hayes	1993
Andrea Keys	1993
Lisa Miller	1993
Ronny Alvarez	1992
Staci Alford	1991
Ruth Kmak	1991
Kathy Verneti	1991
Mia Faust	1989
Megan Fay	1989
Amy Folsom	1989
Missy Linn	1989
Laurie Sommerlad	1989

Midwestern Collegiate All-Newcomer Team

Jenn Giampaolo	1995
Kelly Nichols	1995
Joy Battersby	1994
Meghan Murray	1994
Elizabeth Perkins	1994
Jenna Knudson	1993
Terri Kobata	1993
Andrea Keys	1992

Academic Awards

CoSIDA Academic All-America

First Team

Stephanie Brown	2006
Jarrah Myers	2001, 2002
Jennifer Sharron	2001
Meghan Murray	1997
Katie Marten	1997

Second Team

Christine Lux	2010
Stephanie Brown	2007
Kara McMahon	1997
Joy Battersby	1996
Katie Marten	1996
Meghan Murray	1996
Casey McMurray	1993

Third Team

Jarrah Myers	2000
Joy Battersby	1995, 1997

Jenna Knudson	1996
Katie Marten	1995

Academic All-American of the Year

Jarrah Myers	2002
--------------	------

CoSIDA Academic All-District

First Team

Christine Lux	2009, 2010
Dani Miller	2010
Erin Marrone	2009
Katie Laing	2008
Stephanie Brown	2006, 2007
Megan Grolli	2005
Alexis Madrid	2003
Jarrah Myers	2000, 2001, 2002
Danielle Klayman	2000, 2001
Jennifer Sharron	2000

Second Team

Beth Northway	2009
Liz Hartmann	2003

University Awards

Monogram Club Most Valuable Player

2011	Heather Johnson
2010	Christine Lux, Katie Fleury
2009	Linda Kohan
2008	none
2007	Stephanie Brown
2006	Stephanie Brown, Meagan Ruthrauff
2005	Megan Giolli
2004	Liz Hartmann
2003	Andrea Loman
2002	Jarrah Myers
2001	Jenny Kriech
2000	Jennifer Sharron, Melanie Alkire
1999	Amy Laboe, Kris McCleary
1998	Jenn Giampaolo, Kelly Nichols
1997	Meghan Murray
1996	Meghan Murray
1995	Sara Hayes
1994	Sara Hayes
1993	Christy Connoyer
1992	Amy Folsom
1991	Megan Fay
1990	Amy Folsom
1989	Rachel Crossen

Notre Dame Club of St. Joseph Valley Knute

Rockne Scholar-Athlete Award

2011	Erin Marrone
2010	Christine Lux
2009	Beth Northway
2008	Katie Laing
2007	Stephanie Brown
2006	Stephanie Brown
2005	Stephanie Brown
2004	Nicole Defau
2003	Alexis Madrid
2002	Jarrah Myers
2001	Jarrah Myers
2000	Jarrah Myers

1999	Danielle Klayman
1998	Kelly Nichols
1997	Kara McMahon
1996	Kara McMahon
1995	Jenna Knudson
1994	Amy Rueter
1993	Casey McMurray, Lisa Miller
1992	Amy Folsom
1991	Kathy Verneti
1990	Kathy Verneti
1989	Terri Proksch

Monogram Club

Postgraduate Scholarship

2011	Erin Marrone
------	--------------

Top Gun Award

2011	Erin Marrone
------	--------------

The Trophy Award

2011	Notre Dame Softball
------	---------------------



Erin Marrone ('11) was a triple winner at the 2011 O.S.C.A.R.S. as she received the Kanaley Award, was named the recipient of the Top Gun Award and was the female honoree of the Monogram Club Postgraduate Scholarship.

Byron V. Kanaley Award

The most prestigious honor awarded to a Notre Dame student-athlete, the Byron V. Kanaley Award has been presented each year since 1927 to the senior monogram athletes who have been most exemplary as both students and leaders. The awards, presented by the Faculty Board on Athletics, are named in honor of the 1904 Notre Dame graduate who was a member of the Irish baseball team as an undergraduate. Kanaley went on to a successful banking career in Chicago and served the University as a lay trustee from 1915 until his death in 1960. Notre Dame's softball team has had five winners of the award in its 20-year history. Terry Proksch claimed the honor in the first season of varsity softball at Notre Dame in 1989, followed by Kathy Verneti in 1991 and Katie Marten in 1997. Jarrah Myers became the fourth Irish softball player to win the award in 2002 with Katie Laing earning the honor in 2008. Christine Lux won the award in 2010 and Erin Marrone copped the award in 2011.



1989
Terry Proksch



1991
Kathy Verneti



1997
Katie Marten



2002
Jarrah Myers



2008
Katie Laing



2010
Christine Lux



2011
Erin Marrone



MELANIE ALKIRE

2 • Shortstop / Pitcher

2000 Second Team All-American

Union City, Calif. • James Logan



STEPHANIE BROWN

24 • Outfield / Second Base

2006 Third Team All-American

Chandler, Ariz. • Corona del Sol



MEGAN CIOLLI

21 • Outfield

2005 Third Team All-American

2004 Third Team All-American

Terre Haute, Ind. • North Vigo

One of the most productive Irish hitters and one of only four Notre Dame players to earn second team All-American honors ... holds a career .340 batting average and 30 career home runs ... third place among Notre Dame hitters with 260 career hits ... her 765 at-bats ranks fourth, and 238 games played ranks eighth all-time in school history ... led the team in RBI in 1998, 1999, and 2000 ... trails only fellow All-American Jarrah Myers in career RBI (167) and total bases (403) ... holds school record for RBI in a season with 64* in 2000 ... second behind All-American Christine Lux in single-season slugging percentage at .665 ... tied for third most home runs in a season by an Irish hitter with 13 in 2000 ... her 73 hits in 2000 ranks sixth all time among Irish players for hits in a season ... contributed three hits and four RBI, including a home run, in an 8-0 rout of Western Illinois in opening game of the 2001 NCAA Regional ... aided the Irish in the circle with 143.2 innings pitched ... garnered first team all-BIG EAST honors in 1999, 2000 and 2001, joining nine other Irish players to earn all-BIG EAST honors three or more times ... earned first team (1999-2000) and second team (2001) all-region awards from the National Fastpitch Coaches Association ... named 2000 BIG EAST Championship Most Outstanding Player after going 6-for-6 with five runs scored, three home runs and six RBI in three games ... won BIG EAST Player of the Year honors in consecutive years (1999 and 2000) becoming only the second Irish player to do so (Meghan Murray accomplished the feat in 1996 and 1997) ... shared the Monogram Club Most Valuable Player Award in 2000 with All-American Jennifer Shanon.

A true triple threat player who was able to slap, bunt and hit away for power ... one of three team captains in 2007 ... played in 242 career games, third most in school history ... played in a school-record 69 games during the 2004 season ... scored 166 career runs, the fourth all-time in program history ... accumulated a .356 career batting average, fourth in program in the Notre Dame annals ... tied for fourth with Jenny Kriech (1999-2000) for career stolen bases at 55 ... led the Irish in batting average, runs, hits and stolen bases in 2006 and 2007 ... set the BIG EAST record for hits in a single season with 38 in 2006 ... her 38th BIG EAST hit was a two-run home run in a 4-0 Notre Dame victory at St. John's ... finished the 2006 BIG EAST season with a .528 batting average, which is fifth on the all-time league list ... recipient of the Notre Dame Monogram Club Most Valuable Player in 2007 ... joined Jarrah Myers as the only Irish player to earn the Notre Dame Club of St. Joseph Valley Knute Rockne Scholar-Athlete Award three consecutive years (2005, 2006, 2007) ... CoSIDA Academic All-District first team in 2006 and second-team winner in 2007 ... member of Notre Dame Student-Athlete Academic Honors Program from 2004-2007 ... named to four all-tournament teams from 2004-2006 ... landed all-BIG EAST honors in each of her four seasons, earning first team distinction in 2004, 2006 and 2007 ... awarded NCAA first team all-Midwest Region and ESPN The Magazine Academic All-American second team in 2006.

A consistent offensive force for the Irish throughout her career ... batted .386 with 71 hits, 11 doubles, 28 RBI and a school-record 32 stolen bases in 2005 ... led the 2005 team in several offensive categories including batting average, slugging percentage (.500), on-base percentage (.424), stolen bases, at-bats (184) and runs scored (40) ... captained the team to a 45-13 record in 2005 with a 16-2 home field mark and a 16-2 record in BIG EAST play along with the conference regular-season title ... became the sixth Irish softball player to earn multiple All-American honors in a four-year career along with Andrea Loman (2002, 2003), Jarrah Myers (2001, 2002), Katie Marten (1995, 1996), Terri Kobata (1994, 1995) and Jennifer Shanon (2000, 2001) ... completed her career as the all-time leader in hits (284) and stolen bases (76) while ranking in the top five in several categories including batting average (2nd - .368), at bats (3rd - 771) and runs (3rd - 161) ... also ranks in the top 10 all-time in doubles (9th - 37), triples (7th - 9), home runs (9th - 13), and RBI (10th - 101) ... garnered NFCA first team all-Midwest Region honors from 2002-2005 ... named the BIG EAST Player of the Year in 2004 ... one of four Irish players in program history to earn first team All BIG EAST honors all four years of competition (2002-2005) ... voted to the 2002 BIG EAST all-Rookie Team ... awarded the Notre Dame Monogram Club Most Valuable Player in her senior season (2005) ... scored four times against Valparaiso on April 23, 2003, tied for the most runs scored in by an Irish player in a single game.



KATIE FLEURY

12 • Shortstop

2010 Third Team All-American

San Jose, Calif. • Archbishop Mitty



HEATHER JOHNSON

3 • Third Base

2011 Third Team All-American

Los Alamitos, Calif. • Mater Dei



TERRI KOBATA

4 • Pitcher

1995 Second Team All-American

1994 Third Team All-American

Villa Park, Calif. • Mater Dei

Earned third-team honors as a junior to become just the second shortstop (and first true shortstop as Melanie Alkire played shortstop and pitched) in program history to be named All-American ... also earned first team all-BIG EAST accolades and first team NFCA all-region honors in 2010 ... led the BIG EAST with a .460 batting average in league play while ranking second with a .561 on-base pct. and eight doubles ... overall, the team co-captain batted .372 with 15 doubles, two triples and four home runs ... slugged at a .571 clip with an on-base pct. of .472, tying for third on the program's single-season list in the latter category ... also had 58 hits and scored a school-record 54 runs ... her 0.95 runs-per-game average ranked 33rd nationally at the time of receiving the honor ... her career numbers after her junior season were quite indicative of the steady progress she made in three years with the Irish ... she doubled her sacrifice total (10) from 2009 and stole six more bases (13) than she did as a sophomore ... Fleury had 18 more putouts (96) in 2010 than 2009 and after committing 23 errors in 2008 and 14 in 2009, she faulted just nine times in 163 chances in 2010 for a personal single-season career-best .945 fielding pct. ... Fleury was an integral part of Notre Dame's run to the BIG EAST regular season title and the program's 12th consecutive appearance in the NCAA Tournament ... the Irish finished the 2010 campaign with a 47-12 mark and set single-season records for batting average (.343), runs (369), doubles (103), home runs (75), RBI (337), total bases (878), slugging pct. (.590), on-base pct. (.409) and fielding pct. (.978).

The fifth-year senior put up huge offensive numbers in 2011 with a .383 batting average and .651 slugging percentage to earn third team All-American honors ... accounted for 67 hits, 11 doubles, 12 home runs, 64 RBI and 114 total bases in her final season with the Irish and drew 17 walks and was fanned just 10 occasions in 175 at-bats ... also the 2011 BIG EAST Player of the Year, a first-team all-league choice and a second-team all-region selection ... became the seventh Irish softball student-athlete to be named BIG EAST Player of the Year and the first since Megan Ciolli capped the hardware in 2004 ... Melanie Alkire (1999, 2000) and Meghan Murray (1996, 1997) are the only Notre Dame players to win the award on multiple occasions ... the BIG EAST record holder with 82 career RBI in league play ... also seventh in doubles (19) and home runs (15) ... hit .475 with a league-high 29 RBI this year with a league-best eight home runs and 59 total bases in conference play ... one of a record six all-region selectees in 2011 for the Irish ... ended career as school's record holder in RBI (214), 40 more than any other player in program history ... second all-time with 51 doubles and third with 243 games played ... her .580 slugging pct. ranked fourth on the all-time charts while her 403 assists ranked third ... set a school record with 68 RBI in 2010 while slugging at a .746 rate that same season ... shares single-season home run record with Christine Lux (17) ... ended the 2011 season as the nation's active leader with 243 consecutive starts.

A true Irish legend and one of the nation's most dominate collegiate pitchers ... career mark of 79-15 in the circle ... holds school record for winning percentage (.840) ... all-time Irish leader in strikeouts (907), shutouts (42) and ERA (0.63) ... averaged a spectacular 10.1 strikeouts per game ... tossed 15 total no-hitters (14 individual, one combined) including a perfect game - a 5-0 decision against Illinois-Chicago to win the 1994 Midwest Region Collegiate Tournament ... 3-2 overall record in the NCAA Tournament ... in 1994, led Notre Dame to a thrilling 3-0 victory against No. 1 seed and host Indiana in the first NCAA Regional game in program history ... struck out 15 batters in 12.0 innings of play against Illinois-Chicago in the 1994 NCAA Regional ... led the team in ERA, wins, innings pitched and strikeouts from 1993-1995 ... achieved a 0.51 ERA in 1993 and 1995, the top two season ERAs in ND history ... notched 315 strikeouts in one season (1994), still a Notre Dame record ... struck out 17 batters in a game twice in her career - against Indiana State in 1994 and Butler in 1995 ... earned first team all-Midwest Region Collegiate awards in 1993, 1994 and 1995 ... twice captured the Midwest Collegiate Tournament MVP award (1993 and 1995) ... four-time NFCA first team all-region honoree.



**JENNY
KRIECH**

11 • Outfield
2001 Third Team All-American
Indianapolis, Ind. • Perry Meridian

Stands third in career games played (242) and first in total at bats (790) ... career rankings include fourth in runs scored (158), second in hits (268), fifth in doubles (45), first in triples (19), fifth in walks (66) and fourth in stolen bases (55) ... ended up with 20 multiple hit games in 2002 and four multiple RBI performances ... enjoyed perhaps her best game at the plate in Notre Dame's 2002 game against Indiana State, going 3-for-4 with four RBI, three runs and two doubles339 batting average is good for eighth all-time among Irish hitters ... ended up as the leading Irish hitter in the 2002 BIG EAST Championship, going 8-for-17 (.471) with four doubles and the game-winning RBI against Virginia Tech ... joined fellow teammates (behind Jennifer Sharron and followed by Megan Colli and Andrea Loman) as the only Irish player to earn first-team all-BIG EAST honors all four years of competition ... earned NFCA first team all-Midwest Region honors in 2000 and 2001 ... named to the 1999 BIG EAST all-Rookie Team ... team MVP in 2001.



**KATIE
MARTEN**

2 • Outfield / Utility
1996 Third Team All-American
1995 Third Team All-American
Lisle, Ill. • Benet Academy

First Irish player to earn multiple NFCA All-American recognition ... racked up a .367 batting average, good for third-best among Irish hitters ... tied school record for most at-bats in a game when she stepped to the plate seven times against Loyola-Chicago on April 12, 1995 ... led the 1995 team in batting average (.399), runs (38), hits (67) and stolen bases ... had two stolen bases against Illinois-Chicago in the 1995 NCAA Regional, helping Notre Dame to a 5-2 victory ... memorable moments include hitting two triples in a 1997 game against Providence, a feat only seven other Irish players have accomplished ... finished career with 570 at-bats, 137 runs, 209 hits and 58 stolen bases ... earned second team all-Midwestern Collegiate Conference recognition in 1995 ... named CoSIDA Academic All-American first team in 1997 ... earned the prestigious Byron V. Kanaley Award in 1997, the highest honor bestowed on a Notre Dame student-athlete.



**ANDREA
LOMAN**

33 • First Base / Third Base
2003 Third Team All-American
2002 Third Team All-American
Riverside, Calif. • Polytechnic

Joined Terri Kobata, Jennifer Sharron and Jarrah Myers as the only two-time All-Americans in Notre Dame softball history ... 2003 team captain ... finished as the Notre Dame all-time leader in walks (87), stolen bases (60) and runs (164), while also ranking in the top five in home runs (2nd - 31), RBI (3rd - 148), fielding percentage (.977) and batting average (.347) ... became sixth consecutive Notre Dame player to earn the conference player of the year award, hitting .383 in conference play with 21 hits, two home runs and 15 RBI ... second BIG EAST Conference player to earn the championship Most Outstanding Player award two consecutive years, capping her tournament performance with a walk-off home run in the bottom of the ninth to defeat Villanova, 4-3 ... landed all-BIG EAST honors for the fourth-straight season, joining Megan Colli (2002-05), Jenny Kriech (1999-02) and Jennifer Sharron (1998-2001) as the only Irish players to accomplish that feat ... led the 2003 team in all major offensive categories, including batting average (.402), runs (43), hits (68), doubles (12), home runs (9), RBI (42), slugging percentage (.657), on-base percentage (.466) and stolen bases (18) ... had four hits during the 2003 NCAA Regional in Ann Arbor, Mich., including a two-run home run versus Oakland ... provided the game-winning RBI in seven games and scored the game-deciding run in 10 contests in 2003 ... garnered first team all-BIG EAST honors in all four years of her career (one of four Irish players to do so) ... won BIG EAST Rookie of the Year and made the conference's all-Rookie Team in 2000.



**DANI
MILLER**

17 • Second Base
2011 Third Team All-American
Huntington, Beach, Calif. • Edison

Parlayed her third all-region honor into her first All-American accolade in 2011 ... with 11 home runs as a junior, Miller became the first Irish player ever to smack double-digit home runs in the first three seasons with the program ... hit .333 as a junior and drowed in 37 runs with a .563 slugging percentage ... most impressively, she did not commit an error in 210 chances while playing both first and second base for the Irish ... Miller was named to the third team at the utility position ... after missing out on all-BIG EAST honors in 2011, Miller was part of the NFCA all-region first team for the third straight season in 2011 ... she joined Megan Colli, Katie Marten and Terri Kobata as Notre Dame players to cop the award at least three times ... Colli and Kobata went on to accomplish the feat a fourth time ... through three seasons with the Irish, Miller stood 15th in career batting average (.332), fourth in home runs (32), 14th in RBI (118) and third in slugging pct. (.608).



**CHRISTINE
LUX**

10 • First Base
2009 Third Team All-American
Glendale Heights, Ill.
Glenbard West

Established herself as one of the most prolific home run hitters in Irish history through three years with the program ... one of five Irish players selected to the 2009 NFCA all-region team ... received first team all-BIG EAST accolades in 2009, the second of her career after being selected as a third team member in 2008 ... selected to the 2009 BIG EAST Championship all-tournament team for her work at first base during the tournament ... received CoSIDA Academic all-district honors with a 3.42 grade-point average as an accounting major in 2009 ... tied her own 2008 school record of 15 homers on the season in 2009 ... holds the school record for slugging percentage in a season at .695 ... started for the Irish in 59 of 60 games in 2009 and amassed a .329 batting average ... placed her name near the top of the list in RBI categories for the Irish both on the season and in her career ... her 51 RBI in 2009 place her third all-time in a single campaign, behind only Melanie Allkire (64) and Meagan Ruttrauff (54), while her 112 career RBI has moved her into 11th place on the career leaderboard ... took part in the team's record-setting three home runs in a single inning against Wisconsin (April 16, 2008) ... duplicated the feat with Linda Kohan and Katie Fleury exactly one month later in the NCAA Regional contest with Kent State (May 16, 2008) ... her output in 2009 for the Irish helped lead Notre Dame to a 43-17 overall record (19-4 BIG EAST), including capturing the BIG EAST Conference Tournament championship and a spot in the Ann Arbor Regional of the NCAA Tournament, the 11th consecutive tournament appearance for the program ... her efforts contributed to the Irish landing at No. 25 in the final regular season NFCA poll.



JARRAH MYERS

22 • Catcher / Third Base

2002 Third Team All-American

2001 Third Team All-American

Carbondale, Kan. • Santa Fe Trail



KRISTIN SCHMIDT

7 • Pitcher

2001 Second Team All-American

Houston, Texas • North Shore



JENNIFER SHARRON

9 • Pitcher

2001 Third Team All-American

2000 Second Team All-American

Agoura Hills, Calif. • Thousand Oaks

Capped off her spectacular career with her second consecutive NFCA Louisville Slugger All-America honor while setting numerous school career records and being selected to the 2001 U.S. National Team ... ranks first all-time at Notre Dame in home runs (36), RBI (174) and putouts (1,337) ... also ranks in the top ten in games played (2nd - 245), walks (4th - 76) batting average (5th - .350), stolen bases (7th - 43), triples (8th - 8) and at-bats (9th - 714) ... named the 2002 BIG EAST Player of the Year, becoming the fourth of six Irish players to earn the award ... during her senior season, led the BIG EAST Conference in six statistical categories, including batting average (.462), home runs (at the time a league record - 8), runs scored (23), RBI (23), on-base percentage (.559) and slugging percentage (.962) ... named the 2002 BIG EAST/Aeropostale Scholar-Athlete of the Year for all women's sports in the conference ... landed on the Verizon/CoSIDA Academic All-America first team for two consecutive seasons (2001-2002) ... named the 2002 Verizon/CoSIDA Academic All-American of the Year for softball ... in 2002 became the fourth Irish softball player to earn the Byron V. Kanahey Award (the top honor earned by a student-athlete at Notre Dame) ... named to the 2002 NCAA Region VII All-Tournament team after her two-run home run in the fourth game proved to be the winning runs to eliminate No. 15 Oregon State ... the home run against the Beavers ended up as Myers' 13th of the season, tying the then school record held by Melanie Alkire (1998-2001) ... named BIG EAST Rookie of the Year in 1999 ... earned the 2002 Monogram Club Team MVP and the Knute Rockne Scholar-Athlete Award 2000-2002.

Achieved second team All-America honors in her rookie season and helped lead the 2001 squad to a program-best 54-7 record ... racked up 247 strikeouts and a 0.55 ERA in just 34 career appearances ... won 27 games in 2001, the second most wins in a season by an Irish pitcher ... pitched 13 shutouts in 2001 and achieved a .900 winning percentage on the year, trailing only Terri Kobata (933) for best winning percentage for a season ... shut hitters down in 2001 with a 0.55 ERA, good for third all-time among Irish hurlers in a season ... averaged 1.21 strikeouts per inning in 2001 ... tossed a 1-0 no-hitter against Toledo on April 25, 2001 ... recorded two wins for the Irish in the 2001 NCAA Regional in Iowa City, allowing only one run each against Illinois State and DePaul ... one of the most decorated single seasons in 2001, garnering National Fastpitch Coaches Association all-Midwest Region first team honors ... one of seven Irish players to be honored with first team all-BIG EAST in 2001 ... named BIG EAST Rookie of the Year in 2001, one of only five Notre Dame players to win the award ... only Irish player to be named to the 2001 BIG EAST all-Rookie Team.

One of the great Notre Dame pitchers who helped lead the 2001 team to a school-best 54-7 overall record ... pitched the Irish to the 2001 BIG EAST regular season title with a 20-0 league mark and a trip to the NCAA Regionals, where Notre Dame earned the top seed for the first time in school history ... selected to the All-America second (2000) and third (2001) teams by the National Fastpitch Coaches Association ... Verizon first team Academic All-American ... second all-time at Notre Dame with a career ERA of 1.22 ... third all-time in career games started, wins and complete games ... first pitcher in BIG EAST history to be selected as the league's pitcher of the year four consecutive seasons ... first team all-BIG EAST from 1998-2001 ... became the first Notre Dame pitcher to be named BIG EAST Pitcher of the Year since the Irish joined the conference in 1995-96 ... went 27-4 in her senior season with a 1.13 earned run average and 224 strikeouts ... recorded an 8-0 no-hitter against St. John's on March 31, 2001 ... 88-29 career record in the circle with 728 strikeouts and 76 complete games ... aided the Irish at the plate with a career .314 batting average, 37 RBI and 5 homers ... graduated with a 3.27 grade-point average.

Career Records

Games played

1. Meagan Ruthrauff (2003-06)	247
2. Jarrah Myers (1999-2002)	245
3. Heather Johnson (2007-2011)	243
4. Stephanie Brown (2004-07)	242
Megan Ciolli (2002-05)	242
Jenny Kriech (1999-2002)	242
7. Katie Laing (2005-08)	241
Sara Schoonaert (2003-06)	241
9. Heather Johnson (2007-11)	240
10. Melanie Alkire (1998-2001)	238
11. Liz Hartmann (2002-05)	237
Danielle Klayman (1998-2001)	237
Lizzy Lemire (1998-2001)	237
14. Linda Kohan (2006-09)	236
Alexis Madrid (2000-03)	236

At-Bats

1. Jenny Kriech (1999-2002)	790
2. Stephanie Brown (2004-07)	778
3. Megan Ciolli (2002-05)	771
4. Melanie Alkire (1998-2001)	765
5. Katie Laing (2005-08)	724
6. Lizzy Lemire (1998-2001)	720
Sara Hayes (1992-95)	720
8. Elizabeth Perkins (1994-97)	719
9. Jarrah Myers (1999-2002)	714
10. Heather Johnson (2007-11)	700
Meagan Ruthrauff (2003-06)	700
12. Andria Bledsoe (2000-03)	674
13. Andrea Loman (2000-03)	671

Batting Average (minimum 100 at-bats)

1. Sadie Pfitzenberger (2008-11)	388 (175/451)
2. Meghan Murray (1994-97)	380 (254/669)
3. Megan Ciolli (2002-05)	368 (284/771)
4. Katie Marten (1994-97)	367 (209/570)
5. Stephanie Brown (2004-07)	356 (277/778)
6. Heather Johnson (2007-11)	354 (248/700)
7. Jarrah Myers (1999-2002)	350 (250/714)
8. Andrea Loman (2000-03)	347 (233/671)
9. Melanie Alkire (1998-2001)	340 (260/765)
10. Jenny Kriech (1999-2002)	339 (268/790)
11. Sara Hayes (1992-95)	338 (243/720)
12. Jenn Giampaolo (1995-98)	335 (224/668)
13. Alexia Maldonado (2009-current)	335 (146/436)
14. Lizzy Lemire (1998-2001)	332 (239/720)
15. Dani Miller (2009-current)	332 (150/452)

Runs

1. Stephanie Brown (2004-07)	166
2. Andrea Loman (2000-03)	164
3. Katie Fleury (2008-11)	163
4. Megan Ciolli (2002-05)	161
5. Jenny Kriech (1999-2002)	158
6. Jarrah Myers (1999-2002)	153
7. Katie Marten (1994-96)	137
8. Meghan Murray (1994-96)	135
9. Melanie Alkire (1998-2001)	129
10. Christine Lux (2007-10)	127
11. Andria Bledsoe (2000-03)	117
Jenn Giampaolo (1995-98)	117

Hits

1. Megan Ciolli (2002-05)	284
2. Stephanie Brown (2004-07)	277
3. Jenny Kriech (1999-2002)	268
4. Melanie Alkire (1998-2001)	260
5. Meghan Murray (1994-97)	254
6. Jarrah Myers (1999-2002)	250
7. Heather Johnson (2007-11)	248
8. Sara Hayes (1992-95)	243
9. Lizzy Lemire (1998-2001)	239

10. Andrea Loman (2000-03)	233
11. Meagan Ruthrauff (2003-06)	225
12. Jenn Giampaolo (1995-98)	224

Doubles

1. Katie Laing (2005-08)	55
2. Heather Johnson (2007-11)	51
3. Meagan Ruthrauff (2003-06)	49
Melanie Alkire (1998-2001)	49
5. Elizabeth Perkins (1994-97)	48
6. Christine Lux (2007-10)	45
Jenny Kriech (1999-2002)	45
8. Andrea Loman (2000-03)	44
Sara Hayes (1992-95)	44
10. Lizzy Lemire (1998-2001)	43
11. Linda Kohan (2006-09)	42
12. Andria Bledsoe (2000-03)	40
13. Meghan Murray (1994-97)	39
14. Mallorie Lenn (2003-06)	38

Triples

1. Jenny Kriech (1999-2002)	19
2. Katie Marten (1994-97)	13
3. Meghan Murray (1994-97)	12
4. Andy Keys (1992-95)	11
Sara Hayes (1992-95)	11
Lizzy Lemire (1998-2001)	11
7. Alexia Maldonado (2009-current)	10
8. Sadie Pfitzenberger (2008-11)	9
Megan Ciolli (2002-05)	9
10. Jarrah Myers (1999-2002)	8
Danielle Klayman (1998-2001)	8
Jenn Giampaolo (1995-98)	8

Home Runs

1. Christine Lux (2007-10)	50
2. Jarrah Myers (1999-2002)	36
3. Heather Johnson (2007-11)	35
4. Dani Miller (2009-current)	32
5. Meagan Ruthrauff (2003-06)	31
Andrea Loman (2000-03)	31
7. Melanie Alkire (1998-2001)	30
8. Liz Hartmann (2002-05)	27
9. Sara Hayes (1992-95)	26
10. Linda Kohan (2006-09)	23
12. Jenn Giampaolo (1995-98)	21
12. Katie Fleury (2008-11)	20
Brianna Jorgensborg (2008-11)	20
14. Stephanie Brown (2004-07)	19
15. Katie Laing (2005-08)	16
16. Alexia Clay (2009-11)	15
Meagan Murray (1994-97)	15

RBI

1. Heather Johnson (2007-11)	214
2. Christine Lux (2007-10)	174
Jarrah Myers (1999-2002)	174
4. Melanie Alkire (1998-2001)	167
5. Meagan Ruthrauff (2003-06)	162
6. Andrea Loman (2000-03)	148
7. Sara Hayes (1992-95)	137
8. Katie Laing (2005-08)	133
9. Liz Hartmann (2002-05)	131
10. Meghan Murray (1994-97)	129
11. Lizzy Lemire (1998-2001)	126
12. Andria Bledsoe (2000-03)	125
13. Linda Kohan (2006-09)	119
14. Dani Miller (2009-current)	118
15. Mallorie Lenn (2003-06)	110

Total Bases

1. Jarrah Myers (1999-2002)	409
2. Heather Johnson (2007-11)	406
3. Melanie Alkire (1998-2001)	403

4. Christine Lux (2007-10)	394
5. Sara Hayes (1992-95)	387
6. Andrea Loman (2000-03)	382
7. Megan Ciolli (2002-05)	378
8. Stephanie Brown (2004-07)	375
9. Jenny Kriech (1999-2001)	369
10. Meagan Ruthrauff (2003-06)	367
11. Meghan Murray (1994-97)	362
12. Lizzy Lemire (1998-2001)	331
13. Katie Laing (2005-08)	320

Slugging Percentage (minimum 150 at bats)

1. Christine Lux (2007-10)	.654 (394/602)
2. Andria Bledsoe (2000-03)	.613 (307/501)
3. Dani Miller (2009-current)	.608 (275/452)
4. Heather Johnson (2007-11)	.580 (406/700)
5. Jarrah Myers (1999-2002)	.573 (409/714)
6. Andrea Loman (2000-03)	.569 (382/671)
7. Meghan Murray (1994-97)	.541 (362/669)
8. Sara Hayes (1992-95)	.538 (387/720)
9. Melanie Alkire (1998-2001)	.527 (403/765)
10. Meagan Ruthrauff (2003-06)	.524 (367/700)
11. Alexia Maldonado (2009-current)	.505 (220/436)
12. Alexia Clay (2009-11)	.503 (197/392)
13. Sadie Pfitzenberger (2008-11)	.498 (220/442)
14. Megan Ciolli (2002-05)	.490 (378/771)
15. Stephanie Brown (2004-07)	.482 (375/778)
16. Brianna Jorgensborg (2008-11)	.479 (223/466)
17. Liz Hartman (2002-05)	.479 (312/652)
18. Jenny Kriech (1999-2002)	.467 (369/790)
19. Katie Fleury (2008-11)	.460 (303/658)
20. Lizzy Lemire (1998-2001)	.460 (331/720)

Walks

1. Meagan Ruthrauff (2003-06)	112
2. Katie Fleury (2008-11)	99
3. Linda Kohan (2006-2009)	90
4. Andrea Loman (2000-2003)	87
5. Heather Johnson (2007-11)	77
6. Jarrah Myers (1999-2002)	76
7. Christine Lux (2007-10)	74
8. Stephanie Brown (2004-07)	72
9. Jenny Kriech (1999-2002)	66
Sara Hayes (1992-95)	66
11. Melanie Alkire (1998-2001)	61
12. Ruth Kmak (1989-92)	52
13. Christy Connoyer (1991-94)	50
14. Alexia Maldonado (2009-current)	47
Andria Bledsoe (2000-03)	47
16. Elizabeth Perkins (1994-97)	46

Stolen Bases

1. Megan Ciolli (2002-05)	76
2. Andrea Loman (2000-03)	60
3. Katie Marten (1994-97)	58
4. Stephanie Brown (2004-07)	55
Jenny Kriech (1999-2002)	55
6. Katie Fleury (2008-11)	46
7. Kellie Middleton (2003-05)	45
8. Jarrah Myers (1999-2002)	43
9. Jenn Giampaolo (1995-98)	41
10. Alexis Madrid (2000-03)	39
Danielle Klayman (1998-2001)	39
Meagan Murray (1994-97)	39
13. Lisa Miller (1990-93)	38

Putouts

1. Christine Lux (2007-10)	1,544
2. Jarrah Myers (1999-2002)	1,337
3. Mallorie Lenn (2003-06)	1,309
4. Stephanie Pinter (1991-94)	1,177
5. Kris McCleary (1996-99)	1,040
6. Sara Hayes (1992-95)	964

7. Amy Folsom (1989-92).....	826
8. Meagan Ruthrauff (2003-06).....	812
9. Lisa Mattison (2000-03).....	768
10. Kelly Rowe (1995-98).....	655
11. Kathy Verneti (1989-91).....	597

Assists

1. Katie Laing (2005-2008).....	483
2. Ruth Kmak (1989-92).....	467
3. Heather Johnson (2007-11).....	403
4. Christy Connover (1991-94).....	393
5. Melanie Alkire (1998-2001).....	388
6. Meghan Murray (1994-97).....	381
7. Andria Bledsoe (2000-03).....	376
8. Linda Kohan (2006-09).....	338
9. Katie Fleury (2008-11).....	337
10. Brittney Bargar (2006-09).....	330
Kara McMahon (1994-97).....	330
12. Alexis Madrid (2000-03).....	323
13. Andrea Loman (2000-03).....	321
14. Sara Schoonaert (2003-06).....	281

Fielding percentage (minimum 150 chances)

1. Kristina Wright (2009-current).....	995 (603/606)
2. Mallorie Lenn (2003-06).....	992 (1407/1418)
3. Alexia Clay (2009-11).....	992 (622/627)
4. Amy Folsom (1989-92).....	992
5. Christine Lux (2007-10).....	991 (1611/1625)
6. Dari Miller (2009-current).....	991 (331/334)
7. Megan Ruthrauff (2003-06).....	991 (949/958)
8. Jessica Hufnagle (2004-07).....	984 (561/570)
9. Kris McCleary (1996-99).....	981 (1199/1222)
10. Erin Marrone (2008-11).....	978 (666/727)
11. Amy Laboe (1996-99).....	977 (560/573)
12. Andrea Loman (2000-03).....	977 (1030/1054)
13. Jarrah Myers (1999-2002).....	976 (1529/1566)
14. Danielle Klayman (1998-2001).....	976 (286/293)
15. Jenna Knudson (1993-96).....	976 (160/164)
16. Lisa Mattison (2000-03).....	975 (822/843)

Appearances

1. Brittney Bargar (2006-09).....	172
2. Heather Booth (2003-06).....	167
3. Steffany Stenglein (2002-05).....	154
4. Jody Valdivia (2008-11).....	137
5. Jennifer Sharron (1998-2001).....	134
6. Angela Bessolo (1996-99).....	125
7. Missy Linn (1989-92).....	122
8. Kelly Nichols (1995-98).....	116
Staci Alford (1990-93).....	116
10. Terri Kobata (1993-96).....	105
11. Joy Battersby (1994-97).....	99
12. Carrie Wisen (2002-05).....	94
Kelly Nichols (1995-97).....	94

Games Started

1. Brittney Bargar (2006-09).....	137
2. Heather Booth (2003-06).....	135
3. Steffany Stenglein (2002-05).....	132
4. Jennifer Sharron (1998-2001).....	117
5. Jody Valdivia (2008-11).....	110
6. Missy Linn (1989-92).....	97
7. Terri Kobata (1993-96).....	94
8. Angela Bessolo (1996-99).....	90
9. Joy Battersby (1994-97).....	83
10. Staci Alford (1990-93).....	62
11. Carrie Miller (1991-94).....	54

Wins

1. Heather Booth (2003-06).....	96
2. Brittney Bargar (2006-09).....	92
3. Jennifer Sharron (1998-2001).....	88
4. Steffany Stenglein (2002-05).....	79
Terri Kobata (1993-96).....	79
5. Jody Valdivia (2008-11).....	75

7. Missy Linn (1989-92).....	63
8. Angela Bessolo (1996-99).....	53
9. Staci Alford (1990-93).....	48
10. Joy Battersby (1994-97).....	45

Complete Games

1. Brittney Bargar (2006-09).....	99
2. Heather Booth (2003-06).....	87
3. Jennifer Sharron (1998-2001).....	76
4. Missy Linn (1989-92).....	74
5. Terri Kobata (1993-96).....	65
6. Jody Valdivia (2008-11).....	62
7. Steffany Stenglein (2002-05).....	54
8. Staci Alford (1990-93).....	48
9. Angela Bessolo (1996-99).....	38
10. Joy Battersby (1994-97).....	34
11. Carrie Miller (1991-94).....	31

Shutouts

1. Terri Kobata (1993-96).....	42
2. Jennifer Sharron (1998-2001).....	38
3. Heather Booth (2003-06).....	32
4. Missy Linn (1989-92).....	29
5. Brittney Bargar (2006-09).....	27
6. Jody Valdivia (2008-11).....	24
7. Steffany Stenglein (2002-05).....	20
8. Angela Bessolo (1996-99).....	15
Staci Alford (1990-93).....	15
10. Kristin Schmidt (2001).....	13
11. Carrie Miller (1991-94).....	12

Combined Shutouts

1. Steffany Stenglein (2002-05).....	18
2. Carrie Wisen (2002-05).....	14
3. Heather Booth (2003-06).....	11
4. Jody Valdivia (2008-11).....	10
Kenya Fuemmeler (2004-07).....	10
6. Brittney Bargar (2006-09).....	9

Innings Pitched

1. Brittney Bargar (2006-09).....	931.0
2. Heather Booth (2003-06).....	901.1
3. Jennifer Sharron (1998-2001).....	772.1
4. Steffany Stenglein (2002-05).....	744.0
5. Missy Linn (1989-92).....	670.0
6. Jody Valdivia (2008-11).....	636.2
7. Terri Kobata (1993-96).....	630.1
8. Staci Alford (1990-93).....	568.1
9. Angela Bessolo (1996-99).....	562.2
10. Joy Battersby (1994-97).....	491.0
11. Kelly Nichols (1995-98).....	368.2

Winning percentage (minimum 15 decisions)

1. Kristin Schmidt (2001).....	900 (27-3)
2. Laura Winter (2011-current).....	862 (25-4)
3. Terri Kobata (1993-96).....	840 (79-15)
Brittany O'Donnell (2011-current).....	810 (17-4)
5. Melanie Alkire (1998-2001).....	783 (18-5)
6. Jody Valdivia (2008-11).....	758 (75-24)
7. Carrie Wisen (2002-05).....	757 (28-9)
8. Jennifer Sharron (1998-2001).....	752 (88-29)
9. Heather Booth (2003-06).....	711 (96-39)
10. Steffany Stenglein (2002-05).....	705 (79-33)
11. Michelle Moschel (1999-2000).....	704 (19-8)
12. Brittney Bargar (2006-09).....	643 (92-51)
13. Staci Alford (1990-93).....	640 (48-27)
14. Kelly Nichols (1995-98).....	628 (27-16)
15. Angela Bessolo (1995-98).....	600 (39-26)

Earned Run Average (minimum 150.0 innings)

1. Kristin Schmidt (2001).....	0.55 (16/204.0)
2. Terri Kobata (1993-96).....	0.63 (57/630.1)
3. Jennifer Sharron (1998-2001).....	1.22 (135/772.1)
4. Staci Alford (1990-93).....	1.29 (105/768.1)
5. Missy Linn (1989-92).....	1.32 (126/670.0)

6. Heather Booth (2003-06).....	1.65 (213/901.1)
7. Angela Bessolo (1996-99).....	1.68 (135/562.2)
8. Michelle Moschel (1999-2000).....	1.73 (45/181.2)
9. Kelly Nichols (1995-98).....	1.82 (96/368.2)
10. Steffany Stenglein (2002-05).....	1.83 (194/744.0)
11. Carrie Miller (1991-94).....	1.85 (88/332.2)
12. Brittney Bargar (2006-09).....	1.92 (256/931.0)

Strikeouts

1. Terri Kobata (1993-96).....	907
2. Heather Booth (2003-06).....	845
3. Brittney Bargar (2006-09).....	819
4. Steffany Stenglein (2002-05).....	790
5. Jennifer Sharron (1998-2001).....	728
6. Jody Valdivia (2008-11).....	679
7. Angela Bessolo (1996-99).....	445
8. Staci Alford (1990-93).....	369
9. Missy Linn (1989-92).....	368
10. Kristin Schmidt (2001).....	247
11. Joy Battersby (1994-97).....	217
12. Laura Winter (2011-current).....	216
13. Michelle Moschel (1999-2000).....	202

Hits per 7.0 Innings (minimum 150.0 innings)

1. Terri Kobata (1993-96).....	3.16 (285/630.1)
2. Kristin Schmidt (2001).....	3.71 (108/204.0)
3. Steffany Stenglein (2002-05).....	4.58 (487/744.0)
4. Jennifer Sharron (1998-2001).....	4.75 (524/772.1)
5. Heather Booth (2003-06).....	4.96 (639/901.1)
6. Staci Alford (1990-93).....	5.32 (432/568.1)
7. Missy Linn (1989-92).....	5.42 (519/670.0)
8. Carrie Wisen (2002-05).....	5.63 (198/246.1)
9. Michelle Moschel (1999-2000).....	5.64 (146/181.2)
10. Angela Bessolo (1996-99).....	5.69 (457/562.2)

Walks per 7.0 Innings (minimum 150.0 innings)

1. Staci Alford (1990-93).....	0.81 (66/568.1)
2. Missy Linn (1989-92).....	1.07 (102/670.0)
3. Laura Winter (2011-current).....	1.13 (29/179.1)
4. Jennifer Sharron (1998-2001).....	1.30 (143/772.1)
5. Carrie Miller (1991-94).....	1.37 (65/332.2)
6. Kristin Schmidt (2001).....	1.44 (42/204.0)
7. Terri Kobata (1993-96).....	1.57 (141/630.1)
8. Brittney Bargar (2006-09).....	1.98 (263/931.0)
9. Michelle Moschel (1999-2000).....	2.00 (52/181.2)
10. Kelly Nichols (1995-98).....	2.11 (111/368.2)
11. Jody Valdivia (2008-11).....	2.28 (208/636.2)
12. Heather Booth (2003-06).....	2.49 (320/901.1)

Strikeouts per 7.0 Innings (minimum 150.0 innings)

1. Terri Kobata (1993-96).....	10.07 (907/630.1)
2. Kristin Schmidt (2001).....	8.48 (247/204.0)
3. Laura Winter (2011-current).....	8.44 (216/179.1)
4. Michelle Moschel (1999-2000).....	7.78 (202/181.2)
5. Jody Valdivia (2008-11).....	7.47 (679/636.2)
6. Steffany Stenglein (2002-05).....	7.43 (790/744.0)
7. Jennifer Sharron (1998-2001).....	6.60 (728/772.1)
8. Heather Booth (2003-06).....	6.56 (845/901.1)
9. Brittney Bargar (2006-09).....	6.16 (819/931.0)
10. Angela Bessolo (1996-99).....	5.54 (445/562.2)
11. Carrie Wisen (2002-05).....	5.31 (187/246.1)

Strikeout-To-Walk ratio (minimum 150.0 innings)

1. Laura Winter (2011-current).....	7.44 (216/29)
2. Terri Kobata (1993-96).....	6.43 (907/141)
3. Kristin Schmidt (2001).....	5.88 (247/42)
4. Staci Alford (1990-93).....	5.59 (369/66)
5. Jennifer Sharron (1998-2001).....	5.09 (728/143)
6. Michelle Moschel (1999-2000).....	3.88 (202/52)
7. Missy Linn (1989-92).....	3.84 (368/102)
8. Jody Valdivia (2008-11).....	3.28 (679/208)
9. Brittney Bargar (2006-09).....	3.11 (819/263)
10. Steffany Stenglein (2002-05).....	2.80 (790/282)
11. Heather Booth (2003-06).....	2.64 (845/320)

Season Records

Games played

1. Stephanie Brown (2004).....	69
Nicole defau (2004).....	69
Meagan Ruthrauff (2004).....	69
Sara Schoonaert (2004).....	69
5. Mallorie Lenn (2004).....	68
6. Megan Colli (2004).....	67
Liz Hartmann (2004).....	67
Nicole Wicks (2004).....	67
9. Carissa Jaquish (2004).....	65
Sara Hayes (1992).....	65
Christy Connoyer (1992).....	65
Stephanie Pinter (1992).....	65
13. Jenn Giampaolo (1996).....	64
Meghan Murray (1996).....	64
Liz Perkins (1996).....	64
16. Linda Kohan (2006).....	63
Katie Laing (2006).....	63
Meagan Ruthrauff (2006).....	63
Sara Schoonaert (2006).....	63

At-bats

1. Stephanie Brown (2004).....	226
2. Jenn Giampaolo (1996).....	212
3. Meghan Murray (1996).....	209
4. Katie Laing (2006).....	205
5. Megan Colli (2004).....	204
6. Sara Hayes (1992).....	203
7. Jenn Giampaolo (1998).....	202
8. Stephanie Brown (2006).....	201
Katie Marten (1996).....	201
Stephanie Pinter (1992).....	201

Batting average (minimum 50 at-bats)

1. Sadie Pitzberger (2011).....	472 (42/89)
2. Erin Marrone (2010).....	453 (24/53)
3. Meghan Murray (1997).....	422 (81/192)
4. <i>Alexa Maldonado</i> (2011).....	413 (74/179)
5. Stephanie Brown (2007).....	406 (67/165)
6. Andrea Loman (2003).....	402 (68/169)
7. Meghan Murray (1996).....	402 (84/209)
8. Katie Marten (1995).....	399 (67/168)
9. Megan Colli (2004).....	397 (81/204)
10. Sadie Pitzberger (2010).....	397 (73/184)
11. Sara Hayes (1994).....	394 (69/175)
12. Stephanie Brown (2006).....	393 (79/201)
13. Christine Lux (2010).....	392 (65/166)
14. Jenn Giampaolo (1996).....	387 (82/212)
15. Heather Johnson (2011).....	383 (67/175)
16. Jarrah Myers (2001).....	380 (65/171)

Runs

1. <i>Alexa Maldonado</i> (2011).....	55
2. Katie Fleury (2010).....	54
3. Jarrah Myers (2002).....	52
Katie Marten (1996).....	52
5. Jenny Kriech (2001).....	50
6. Meghan Murray (1996).....	48
7. Stephanie Brown (2004).....	47
Andrea Loman (2002).....	47
9. Christine Lux (2010).....	46
Sadie Pitzberger (2010).....	46
11. Jenny Kriech (2000).....	45
12. Alexia Clay (2011).....	44
Katie Fleury (2008).....	44
Stephanie Brown (2006).....	44
Megan Colli (2002).....	44
16. Jarrah Myers (2001).....	43

Hits

1. Meghan Murray (1996).....	84
2. Jenn Giampaolo (1996).....	82
3. Megan Colli (2004).....	81
Meghan Murray (1997).....	81
5. Stephanie Brown (2006).....	79
6. Sadie Pitzberger (2010).....	73
Melanie Alkire (2000).....	73
8. <i>Alexa Maldonado</i> (2011).....	72
Megan Colli (2005).....	72
Jenny Kriech (2001).....	72
Jenny Kriech (2000).....	72
Katie Marten (1997).....	72
13. Sarah Hayes (1994).....	69
14. Meagan Ruthrauff (2006).....	68
Stephanie Brown (2004).....	68
Andrea Loman (2003).....	68
Katie Marten (1996).....	68

Doubles

1. Christine Lux (2010).....	17
Sadie Pitzberger (2010).....	17
Katie Laing (2005).....	17
Lizzy Lemire (1999).....	17
2. Jenn Giampaolo (1996).....	17
6. Katie Laing (2006).....	16
Meagan Ruthrauff (2005).....	16
Jenny Kriech (2002).....	16
9. Katie Fleury (2010).....	15
Meagan Ruthrauff (2006).....	15
Melanie Alkire (2000).....	15
Elizabeth Perkins (1997).....	15
Sara Hayes (1992).....	15
14. <i>Alexa Maldonado</i> (2011).....	14
Heather Johnson (2009).....	14
Andria Bledsoe (2000).....	14
Jenny Kriech (2001).....	14
Melanie Alkire (1998).....	14
Andy Keys (1995).....	14
Elizabeth Perkins (1994).....	14

Triples

1. Jenny Kriech (2001).....	10
2. Jenny Kriech (2000).....	8
Katie Marten (1997).....	8
4. Sadie Pitzberger (2010).....	6
Andy Keys (1993).....	6
6. <i>Alexa Maldonado</i> (2010).....	5
Megan Colli (2002).....	5
Meghan Murray (1996).....	5

Home runs

1. Heather Johnson (2010).....	17
Christine Lux (2010).....	17
3. Christine Lux (2009).....	15
Christine Lux (2008).....	15
5. Jarrah Myers (2002).....	13
Melanie Alkire (2000).....	13
7. Heather Johnson (11).....	12
Meagan Ruthrauff (2006).....	12
Andrea Loman (2002).....	12
Jarrah Myers (2000).....	12
11. <i>Dani Miller</i> (2011).....	11
Linda Kohan (2009).....	11
<i>Dani Miller</i> (2009).....	11
Meagan Ruthrauff (2004).....	11
15. <i>Dani Miller</i> (2010).....	10
Melanie Alkire (1999).....	10
Sara Hayes (1994).....	10
18. Andrea Loman (2003).....	9
Liz Hartmann (2003).....	9
20. Stephanie Brown (2006).....	8
Mallorie Lenn (2006).....	8
Liz Hartmann (2004).....	8

RBI

1. Heather Johnson (2010).....	68
2. Heather Johnson (2011).....	64
Melanie Alkire (2000).....	64
4. Christine Lux (2010).....	64
5. Meagan Ruthrauff (2004).....	54
6. Christine Lux (2009).....	51
7. Katie Laing (2008).....	50
8. Jarrah Myers (2002).....	49
9. Sara Hayes (1994).....	48
10. Jarrah Myers (2000).....	47
Meagan Murray (1996).....	47
12. <i>Dani Miller</i> (2009).....	46
13. Meagan Ruthrauff (2006).....	45
14. Andrea Loman (2002).....	43
Andria Bledsoe (2002).....	43
16. Christine Lux (2008).....	42
Andrea Loman (2003).....	42
Meghan Murray (1997).....	42

Slugging percentage (minimum 50 at bats)

1. Christine Lux (2010).....	.801 (133/166)
2. Heather Johnson (2010).....	.746 (132/177)
3. Christine Lux (2009).....	.695 (114/164)
4. Melanie Alkire (2000).....	.665 (129/194)
5. Sara Hayes (1994).....	.662 (116/175)
6. <i>Dani Miller</i> (2009).....	.662 (90/136)
7. Jarrah Myers (2002).....	.661 (109/165)
8. Meagan Ruthrauff (2006).....	.657 (119/181)
9. Andrea Loman (2003).....	.657 (111/169)
10. Heather Johnson (2011).....	.651 (114/175)
Andrea Loman (2002).....	.651 (114/175)
12. Alexia Clay (2011).....	.625 (90/144)
13. Christine Lux (2008).....	.620 (103/166)
14. Jarrah Myers (2001).....	.620 (106/171)
15. <i>Dani Miller</i> (2010).....	.613 (87/142)
16. Meghan Murray (1997).....	.609 (117/192)
17. Sadie Pitzberger (2011).....	.607 (54/89)
18. Erin Marrone (2010).....	.604 (32/53)
19. <i>Alexa Maldonado</i> (2011).....	.592 (106/179)
20. Beth Northway (2009).....	.583 (77/132)

Walks

1. Linda Kohan (2008).....	39
2. Meagan Ruthrauff (2004).....	36
3. Katie Fleury (2010).....	32
Meagan Ruthrauff (2006).....	32
5. Katie Fleury (2008).....	31
Meagan Ruthrauff (2005).....	31
7. Jarrah Myers (2002).....	30
8. Andrea Loman (2002).....	27
Jarrah Myers (2001).....	27
10. Kelly Rowe (1997).....	26
11. Christine Lux (2010).....	25
Beth Northway (2009).....	25
Andrea Loman (2000).....	25
14. Alexia Clay (2011).....	24
Christine Lux (2009).....	24
Mia Faust (1989).....	24
17. Stephanie Brown (2006).....	23

On-base percentage (minimum 50 at bats)

1. Erin Marrone (2010).....	.525 (32/61)
2. Jarrah Myers (2002).....	.483 (99/205)
3. Meagan Ruthrauff (2006).....	.477 (105/220)
4. Beth Northway (2009).....	.472 (77/163)
5. Christine Lux (2010).....	.472 (93/197)
6. Katie Fleury (2010).....	.472 (91/193)
7. <i>Alexa Maldonado</i> (2011).....	.468 (95/203)
Jarrah Myers (2001).....	.468 (95/203)
9. Sadie Pitzberger (2011).....	.467 (43/92)
10. Andrea Loman (2003).....	.466 (89/191)
11. Stephanie Brown (2007).....	.464 (85/183)
12. Alexia Clay (2011).....	.463 (81/175)
13. Andrea Loman (2002).....	.461 (94/204)
14. Linda Kohan (2008).....	.456 (88/193)
15. Stephanie Brown (2006).....	.454 (103/227)
16. Erin Marrone (2009).....	.450 (49/109)
17. Jenny Kriech (2001).....	.444 (99/223)
18. Sara Hayes (1994).....	.444 (87/196)

Stolen bases

1. Megan Colli (2005).....	33
2. Kellie Middleton (2005).....	25
3. Katie Marten (1996).....	21
4. <i>Alexa Maldonado</i> (2011).....	20
Stephanie Brown (2006).....	20
Megan Colli (2004).....	20
Katie Marten (1995).....	20
8. Jenny Kriech (2001).....	19
9. Andrea Loman (2003).....	18
10. <i>Kelsey Thornton</i> (2010).....	17
Jenn Giampaolo (1998).....	17
Andrea Loman (2000).....	17
13. Katie Fleury (2011).....	16
Andrea Loman (2002).....	16
Jenny Kriech (2000).....	16
Jen Giampaolo (1996).....	16
Andrea Koller (1995).....	16

Stolen bases attempted

1. Megan Colli (2005).....	39
2. Kellie Middleton (2005).....	29
3. <i>Alexa Maldonado</i> (2011).....	26
4. Jenny Kriech (2001).....	25
5. Stephanie Brown (2006).....	24
Megan Colli (2004).....	24
Jenny Kriech (2000).....	24
8. Jen Giampaolo (1998).....	23
Katie Marten (1996).....	23
10. Andrea Loman (2003).....	21
11. <i>Kelsey Thornton</i> (2010).....	20
Meghan Murray (1997).....	20

Putouts

1. Stephanie Pinter (1992).....	547
2. Jarrah Myers (2001).....	494
3. Amy Laboe (1999).....	472
4. Christine Lux (2008).....	463
5. Jarrah Myers (2000).....	449
6. Christine Lux (2009).....	443
7. Mallorie Lenn (2006).....	378
8. Christine Lux (2007).....	370
9. Lisa Mattison (2003).....	365
10. Meagan Ruthrauff (2004).....	362
11. Sara Hayes (1995).....	353
12. Lisa Mattison (2002).....	350
13. <i>Kristina Wright</i> (2010).....	346

Assists

1. Katie Laing (2008).....	159
2. Ruth Kmak (1992).....	144
3. Heather Johnson (2009).....	134
4. Katie Laing (2006).....	132
Christy Connoyer (1994).....	132
6. Meghan Murray (1997).....	129
7. Meghan Murray (1996).....	126
Meghan Murray (1995).....	126
Deb Boulac (1992).....	126
10. Melanie Alkire (1999).....	123
Sarah Mathison (1998).....	123
12. Jarrah Myers (1999).....	122
Lisa Tully (1998).....	122
14. Katie Laing (2007).....	115
15. Kara McMahon (1996).....	113

Fielding percentage (minimum 50 chances)

1. Dani Miller (2011).....	1.000 (210/210)
Erin Marrone (2008).....	1.000 (143/143)
Kristina Wright (2011).....	1.000 (97/97)
Sadie Pitzenger (2010).....	1.000 (87/87)
Alexa Maldonado (2010).....	1.000 (68/68)
Megan Ciolli (2002).....	1.000 (67/67)
Carrie Wisen (2002).....	1.000 (56/56)
Brinna Jorgensborg (2010).....	1.000 (52/52)
9. Christine Lux (2009).....	.998 (460/461)
10. Mallorie Lenn (2005).....	.997 (359/360)
11. Amy Folsom (1992).....	.996 (235/236)
12. Mallorie Lenn (2006).....	.995 (402/404)
13. Meagan Ruthrauff (2004).....	.995 (393/395)
14. Kristina Wright (2010).....	.995 (375/377)
Alexia Clay (2011).....	.994 (335/337)
16. Jarrah Myers (2001).....	.992 (510/514)
17. Kristina Wright (2009).....	.992 (131/132)
18. Jarrah Myers (2002).....	.992 (378/381)
19. Elizabeth Perkins (1995).....	.992 (118/119)
20. Meagan Ruthrauff (2006).....	.991 (228/230)

Appearances

1. Brittney Bargar (2008).....	54
Steffany Stenglein (2002).....	54
3. Jody Valdivia (2010).....	49
4. Heather Booth (2006).....	48
5. Brittney Bargar (2007).....	44
Carrie Wisen (2002).....	44
7. Brittney Bargar (2009).....	42
Missy Linn (1989).....	42
9. Steffany Stenglein (2005).....	41
Heather Booth (2005).....	40
11. Jennifer Sharron (2000).....	39
12. Laura Winter (2011).....	39 12.
13. Heather Booth (2003).....	38
14. Heather Booth (2004).....	37
Kelly Nichols (1995).....	37
Terri Kobata (1994).....	37

Games started

1. Steffany Stenglein (2002).....	47
2. Jody Valdivia (2010).....	44
3. Brittney Bargar (2007).....	40
4. Brittney Bargar (2008).....	39
Heather Booth (2006).....	39
6. Heather Booth (2004).....	36
7. Brittney Bargar (2009).....	34
8. Steffany Stenglein (2004).....	33
9. Jody Valdivia (2011).....	32
Jennifer Sharron (2001).....	32
Jennifer Sharron (2000).....	32
12. Steffany Stenglein (2005).....	31
13. Heather Booth (2005).....	30
Heather Booth (2003).....	30
Terri Kobata (1994).....	30

Wins

1. Jody Valdivia (2010).....	38
2. Brittney Bargar (2008).....	30
3. Heather Booth (2006).....	27
Steffany Stenglein (2002).....	27
Kristin Schmidt (2001).....	27
Jennifer Sharron (2001).....	27
7. Jennifer Sharron (2000).....	26
8. Laura Winter (2011).....	25
Heather Booth (2004).....	25
10. Terri Kobata (1995).....	24
Brittney Bargar (2009).....	24
12. Brittney Bargar (2007).....	23
Heather Booth (2005).....	23
Terri Kobata (1994).....	23
15. Missy Linn (1989).....	22
16. Steffany Stenglein (2005).....	21
Steffany Stenglein (2004).....	21

Complete games

1. Brittney Bargar (2008).....	32
2. Jody Valdivia (2010).....	31
3. Heather Booth (2004).....	30
4. Brittney Bargar (2009).....	28
Brittney Bargar (2007).....	28
6. Jennifer Sharron (2000).....	27
7. Heather Booth (2006).....	26
Jennifer Sharron (2001).....	26
9. Missy Linn (1989).....	25
10. Terri Kobata (1994).....	23
11. Steffany Stenglein (2004).....	22
Kristin Schmidt (2001).....	22
13. Missy Linn (1990).....	19
14. Jody Valdivia (2009).....	18
Heather Booth (2005).....	18
Staci Alford (1990).....	18
17. Terri Kobata (1993).....	17

Shutouts

1. Jody Valdivia (2010).....	16
2. Terri Kobata (1994).....	15
3. Jennifer Sharron (2001).....	14
4. Kristin Schmidt (2001).....	13
5. Terri Kobata (1993).....	12
Jennifer Sharron (2000).....	12
7. Heather Booth (2006).....	11
Heather Booth (2004).....	11
9. Brittney Bargar (2009).....	10
10. Brittney Bargar (2007).....	9
Terri Kobata (1995).....	9
Missy Linn (1989).....	9
13. Brittney Bargar (2008).....	8
Steffany Stenglein (2005).....	8

Innings pitched

1. Brittney Bargar (2008).....	291.1
2. Jody Valdivia (2010).....	264.2
3. Heather Booth (2006).....	261.2
4. Brittney Bargar (2007).....	252.0
5. Steffany Stenglein (2002).....	250.2
6. Heather Booth (2004).....	241.2
7. Brittney Bargar (2009).....	236.2
8. Jennifer Sharron (2000).....	229.2
9. Missy Linn (1989).....	212.2
10. Heather Booth (2005).....	209.2
11. Terri Kobata (1994).....	206.1
12. Kristin Schmidt (2001).....	204.0
13. Jennifer Sharron (2001).....	197.2
14. Steffany Stenglein (2005).....	195.2

Winning percentage (minimum 10 decisions)

1. Terri Kobata (1996).....	.933 (14-1)
2. Brittany O'Donnell (2011).....	.909 (10-1)
3. Kristin Schmidt (2001).....	.900 (27-3)
4. Jennifer Sharron (2001).....	.871 (27-4)
5. Laura Winter (2011).....	.862 (25-4)
6. Terri Kobata (1995).....	.857 (24-3)
Terri Kobata (1993).....	.857 (18-4)
8. Jody Valdivia (2010).....	.844 (38-7)
9. Melanie Alkire (1998).....	.800 (8-5)
10. Jody Valdivia (2009).....	.792 (19-2)
11. Jennifer Sharron (2000).....	.788 (26-7)
12. Carrie Wisen (2002).....	.773 (17-5)
13. Terri Kobata (1994).....	.767 (23-7)
14. Steffany Stenglein (2005).....	.750 (21-7)

Earned run average (minimum 50.0 innings)

1. Terri Kobata (1993).....	.051
2. Terri Kobata (1995).....	.051
3. Kristin Schmidt (2001).....	.055
4. Terri Kobata (1994).....	.064
5. Jennifer Sharron (2000).....	.088
6. Terri Kobata (1996).....	.097
7. Kelly Nichols (1998).....	1.03
8. Steffany Stenglein (2005).....	1.07
9. Jennifer Sharron (2001).....	1.13
10. Carrie Miller (1993).....	1.19

Strikeouts

1. Terri Kobata (1994).....	315
2. Steffany Stenglein (2005).....	310
3. Jody Valdivia (2010).....	274
4. Heather Booth (2006).....	258
5. Terri Kobata (1995).....	250
6. Kristin Schmidt (2001).....	247
7. Jennifer Sharron (2000).....	246
8. Brittney Bargar (2008).....	244
9. Brittney Bargar (2007).....	243
10. Heather Booth (2004).....	225
11. Jennifer Sharron (2001).....	224
12. Laura Winter (2011).....	216
Steffany Stenglein (2002).....	216
14. Terri Kobata (1993).....	213

Strikeouts per 7.0 innings (minimum 30.0 innings)

1. Steffany Stenglein (2005).....	11.09 (310/195.2)
2. Terri Kobata (1993).....	10.86 (213/137.1)
3. Terri Kobata (1994).....	10.69 (315/206.1)
4. Terri Kobata (1995).....	9.81 (250/178.1)
5. Kristin Schmidt (2001).....	8.48 (247/204.0)
6. Laura Winter (2011).....	8.44 (216/179.1)
7. Terri Kobata (1996).....	8.34 (129/108.1)
8. Jody Valdivia (2008).....	8.23 (129/109.2)
9. Michelle Moschel (2000).....	8.02 (149/130.0)
10. Jennifer Sharron (2001).....	7.93 (224/197.2)
11. Jody Valdivia (2011).....	7.54 (111/103.0)
11. Jennifer Sharron (2000).....	7.50 (246/229.2)

Strikeout-to-Walk ratio (minimum 50.0 innings)

1. Terri Kobata (1993).....	13.31 (213/16)
2. Michelle Moschel (1999).....	7.57 (53/7)
3. Laura Winter (2011).....	7.45 (216/29)
4. Staci Alford (1990).....	6.93 (104/15)
5. Jennifer Sharron (2000).....	6.83 (246/36)
6. Jennifer Sharron (2001).....	6.40 (224/35)
7. Terri Kobata (1994).....	6.18 (315/51)
8. Staci Alford (1992).....	6.00 (108/18)
9. Staci Alford (1991).....	6.00 (96/16)
10. Kristin Schmidt (2001).....	5.88 (247/42)
11. Terri Kobata (1996).....	5.16 (129/25)

Hits per 7.0 innings (minimum 50.0 innings)

1. Terri Kobata (1993).....	1.94 (38/137.1)
2. Terri Kobata (1994).....	2.78 (82/206.1)
3. Terri Kobata (1995).....	3.30 (84/178.1)
4. Steffany Stenglein (2005).....	3.33 (93/195.2)
5. Kristin Schmidt (2001).....	3.71 (108/204.0)
6. Jennifer Sharron (2000).....	4.18 (137/229.2)
7. Steffany Stenglein (2004).....	4.38 (120/191.2)
8. Carrie Miller (1991).....	4.53 (61/94.1)
9. Jennifer Sharron (2001).....	4.64 (131/197.2)
10. Michelle Moschel (2000).....	4.74 (88/130.0)

Walks per 7.0 innings (minimum 50.0 innings)

1. Staci Alford (1992).....	0.71 (18/176.2)
2. Staci Alford (1990).....	0.73 (15/143.2)
3. Staci Alford (1991).....	0.77 (16/146.0)
4. Terri Kobata (1993).....	0.82 (16/137.1)
5. Missy Linn (1989).....	0.86 (26/212.2)
6. Missy Linn (1991).....	0.87 (20/160.2)
7. Michelle Moschel (1999).....	0.95 (7/51.2)
8. Carrie Miller (1993).....	1.09 (11/70.1)
9. Jennifer Sharron (2000).....	1.10 (36/229.2)
10. Laura Winter (2011).....	1.13 (29/179.1)
11. Staci Alford (1993).....	1.17 (17/102.0)

Season Records (Team)

Batting average

1. 2010.....	343
2. 2011.....	330
3. 2001.....	318
4. 1997.....	311
5. 2000.....	307
6. 2003.....	300
7. 1999.....	300
8. 2002.....	299
9. 1998.....	298
10. 2009.....	297
11. 1996.....	294
12. 2005.....	293
13. 1995.....	293
14. 2006.....	291
15. 1994.....	292
16. 2008.....	280
17. 2004.....	278
18. 2007.....	268
19. 1989.....	263
20. 1993.....	258

Runs

1. 2010.....	369
2. 2011.....	333
3. 2002.....	318
4. 2009.....	310
5. 2001.....	308
6. 2000.....	300
7. 1996.....	296
8. 2003.....	286
9. 2008.....	279
10. 2004.....	276
11. 1999.....	264
12. 2006.....	263
13. 1997.....	259
14. 1994.....	250
15. 2005.....	249
16. 1995.....	244
17. 1989.....	234
18. 1998.....	231
19. 2007.....	202
20. 1991.....	189

Hits

1. 1996.....	522
2. 2001.....	521
3. 2010.....	510
4. 2000.....	506
5. 1999.....	506
6. 1997.....	500
7. 2006.....	492
8. 2004.....	490
9. 2002.....	482
10. 2011.....	480
11. 1995.....	475
12. 1994.....	466
13. 2005.....	463
14. 2003.....	461
15. 1998.....	458
16. 2009.....	455
17. 2008.....	440
18. 1992.....	418
19. 1991.....	381
20. 1989.....	364

Doubles

1. 2010.....	103
2. 2001.....	98
3. 2005.....	94
4. 2009.....	90
5. 2006.....	89
6. 2004.....	89
7. 1997.....	83
8. 2011.....	82
9. 2000.....	82
10. 1994.....	80
11. 1999.....	79
12. 1996.....	76
13. 1998.....	72
14. 2003.....	71
15. 2008.....	67
16. 2002.....	67
17. 2007.....	64
18. 1995.....	60
19. 1991.....	47
20. 1992.....	45

Triples

1. 2001.....	27
2. 2010.....	20
3. 2000.....	18
4. 1995.....	16
5. 1996.....	14
6. 2004.....	13

1998.....	13
1993.....	13
1991.....	13
10. 2011.....	12
2009.....	12
1992.....	12
1990.....	12
14. 2005.....	11
2003.....	11
1997.....	11
17. 2008.....	9
2002.....	9
1994.....	9
20. 1989.....	8

Home runs

1. 2010.....	75
2. 2009.....	66
3. 2002.....	54
4. 2011.....	52
5. 2003.....	49
6. 2006.....	44
7. 2008.....	42
8. 2004.....	39
9. 2000.....	36
10. 1999.....	29
11. 2001.....	25
12. 2005.....	22
13. 1994.....	17
14. 2007.....	14
15. 1997.....	14
16. 1995.....	11
17. 1993.....	9
18. 1992.....	7
19. 1990.....	7
20. 1996.....	6

RBI

1. 2010.....	337
2. 2011.....	291
3. 2009.....	282
4. 2002.....	278
5. 2000.....	271
6. 2001.....	261
7. 2008.....	247
8. 2003.....	242
9. 2004.....	240
10. 2006.....	239
11. 1996.....	237
12. 1997.....	225
13. 1999.....	224
14. 2005.....	218
15. 1994.....	216
16. 1995.....	201
17. 1998.....	188
18. 2007.....	179
19. 1989.....	156
20. 1991.....	153

Total bases

1. 2010.....	878
2. 2009.....	767
3. 2001.....	748
4. 2011.....	742
5. 2000.....	732
6. 2002.....	729
7. 2006.....	725
8. 2004.....	722
9. 2003.....	701
10. 1999.....	686
11. 2008.....	651
12. 1997.....	647
13. 2005.....	645
14. 1996.....	644
15. 1994.....	615
16. 1995.....	600
17. 1998.....	568
18. 1992.....	514
19. 2007.....	473
20. 1991.....	454

Slugging percentage

1. 2010.....	590
2. 2011.....	511
3. 2009.....	501
4. 2001.....	457
5. 2003.....	456
6. 2002.....	452
7. 2000.....	444
8. 2006.....	428
9. 2008.....	415
10. 2004.....	409
11. 2005.....	408
12. 1999.....	406
13. 1997.....	402

14. 1995.....	370
15. 1994.....	386
16. 1998.....	368
16. 1996.....	362
18. 2007.....	350
19. 1990.....	322
20. 1989.....	309

Walks

1. 2009.....	152
2. 2008.....	148
3. 2010.....	147
4. 2006.....	144
5. 1989.....	142
6. 2011.....	137
7. 2004.....	136
8. 2002.....	133
9. 1998.....	130
10. 1997.....	128
11. 2001.....	122
12. 1996.....	120
13. 2005.....	118
14. 2000.....	117
15. 2007.....	116
16. 1991.....	114
17. 1994.....	112
18. 1995.....	111
19. 2003.....	110
1990.....	110

Strikeouts

1. 1998.....	93
2. 1990.....	110
3. 1993.....	119
4. 1996.....	120
5. 1989.....	124
6. 1991.....	137
7. 1992.....	146
8. 1997.....	150
9. 1994.....	156
10. 1995.....	160
11. 2001.....	188
12. 1999.....	194
13. 2000.....	195
14. 2011.....	197
15. 2005.....	213
16. 2010.....	221
17. 2003.....	226
18. 2009.....	238
19. 2007.....	247
20. 2002.....	263

On-base percentage

1. 2010.....	.409
2. 2011.....	.397
3. 2001.....	.373
4. 2009.....	.371
5. 1997.....	.367
6. 2002.....	.360
7. 2003.....	.357
8. 2000.....	.357
9. 1998.....	.357
10. 2008.....	.356
11. 2006.....	.356
12. 1999.....	.350
13. 2005.....	.348
14. 1996.....	.338
15. 2007.....	.336
16. 2004.....	.336
17. 1995.....	.331
18. 1994.....	.331
19. 1989.....	.317
20. 1990.....	.313

Stolen bases

1. 1996.....	112
2. 2005.....	101
3. 2000.....	86
4. 2003.....	85
5. 2004.....	80
6. 2002.....	79
7. 2001.....	78
8. 1998.....	74
9. 2011.....	73
1995.....	73
11. 2010.....	69
1999.....	69
13. 1990.....	63
14. 2008.....	60
15. 1997.....	56
16. 2006.....	54
17. 1989.....	52
18. 2009.....	51
19. 1994, 1993, 1991.....	49

Stolen bases attempted

1. 2005.....	134
2. 1996.....	132
3. 2000.....	116
4. 2001.....	109
5. 2004.....	105
6. 2003.....	104
7. 2002.....	99
8. 1998.....	97
9. 2011.....	95
10. 1999.....	91
11. 1995.....	87
12. 1997.....	86
13. 2010.....	84
14. 2006.....	76
15. 2008.....	75
16. 1990.....	73
17. 1994.....	69
18. 1991.....	66
19. 1993.....	65
20. 2009.....	64

Fielding percentage

1. 2010.....	978
2. 2006.....	977
3. 2003.....	974
4. 2011.....	972
5. 2002.....	971
6. 2007.....	969
7. 2005.....	969
8. 2004.....	968
9. 1993.....	968
10. 2000.....	967
11. 2001.....	967
12. 2009.....	967
13. 1995.....	964
14. 1994.....	964
15. 2008.....	960
16. 1999.....	952
17. 1992.....	951
18. 1991.....	949
19. 1990.....	948
20. 1997.....	948

Earned run average

1. 2001.....	0.89
2. 1993.....	1.16
3. 2000.....	1.24
4. 1991.....	1.34
5. 2005.....	1.36
6. 1995.....	1.41
7. 1992.....	1.42
8. 1996.....	1.46
9. 2004.....	1.51
10. 1990.....	1.53
11. 1999.....	1.69
12. 2009.....	1.72
13. 1998.....	1.74
14. 1989.....	1.88
15. 1997.....	1.89
16. 2008.....	1.90
17. 1994.....	1.91
18. 2002.....	1.93
19. 2006.....	2.13
20. 2007.....	2.37

Complete games

1. 2004.....	52
2. 2001.....	48
3. 2009.....	46
4. 1990.....	41
5. 1992.....	40
6. 2008.....	39
2000.....	39
1994.....	39
9. 1991.....	38
10. 2006.....	37
1989.....	37
12. 2007.....	36
13. 1997.....	36
14. 2005.....	34
15. 2010.....	33
16. 1993.....	29
17. 1996.....	27
18. 1998.....	24
1995.....	24
20. 1999.....	22

Shutouts

1. 2001.....	33
2. 1999.....	32
3. 2000.....	30
4. 2004.....	25
5. 2002.....	23
6. 2010.....	21
1996.....	21
8. 2006.....	20
1995.....	20
1994.....	20
11. 2005.....	19
1993.....	19
1991.....	19
14. 1998.....	18
15. 2003.....	17
16. 2008.....	15
1990.....	15
18. 2011.....	14
19. 2009.....	13
1992.....	13

Saves

1. 1999.....	10
1996.....	10
3. 2011.....	9
1998.....	9
5. 1995.....	8
6. 2007.....	5
2005.....	5
2000.....	5
1993.....	5
10. 2003.....	4
2002.....	4
1997.....	4
1994.....	4
1991.....	4
15. 2010.....	3
1992.....	3
17. 2009.....	2
2006.....	2
19. 2004, 2001, 1990.....	1

Innings pitched

1. 1992.....	467.1
2. 2004.....	463.2
3. 1996.....	440.0
4. 2006.....	430.1
5. 2005.....	422.0
6. 1999.....	421.1
7. 1995.....	413.0
8. 2000.....	412.1
9. 2001.....	408.0
10. 1991.....	407.0
11. 2008.....	405.0
12. 1997.....	404.0
1994.....	404.0
14. 2002.....	401.2
15. 2009.....	396.0
16. 1998.....	385.1
17. 2003.....	373.0
18. 2011.....	372.0
19. 2010.....	369.0
20. 2007.....	362.2

Hits allowed

1. 2005.....	249
2001.....	249
3. 2000.....	255
4. 1990.....	274
5. 2003.....	286
6. 1995.....	298
7. 2002.....	302
1989.....	302
9. 1994.....	305
10. 2010.....	308
11. 2007.....	309
1991.....	309
13. 2008.....	317
14. 1998.....	318
15. 2009.....	319
16. 2004.....	327
17. 1993.....	340
18. 1999.....	344
19. 1996.....	345
20. 2011.....	346

Runs allowed

1. 2001.....	71
2. 1993.....	89
3. 2000.....	99
4. 1990.....	101
5. 2005.....	116
6. 1991.....	123
7. 2004.....	129
8. 2002.....	132
1995.....	132
10. 1992.....	134
11. 1996.....	144
12. 1999.....	146
1989.....	146
14. 2009.....	153
2007.....	153
2003.....	153
17. 1998.....	155
18. 2010.....	156
19. 2008.....	158
20. 2006.....	161

Strikeouts

1. 2005.....	527
2. 2001.....	477
3. 2004.....	437
4. 2000.....	431
5. 2006.....	426
6. 2011.....	413
7. 1994.....	376
8. 2010.....	375
2008.....	375
10. 1996.....	362
11. 1999.....	349
12. 1995.....	344
13. 2009.....	340
2007.....	340
15. 2002.....	341
16. 1993.....	316
17. 2003.....	274
18. 1997.....	249
19. 1998.....	245
20. 1992.....	243

Opponent batting average

1. 1993.....	.166
2. 2005.....	.168
3. 2001.....	.170
4. 2000.....	.175
5. 1995.....	.197
6. 2004.....	.198
7. 1992.....	.203
8. 2002.....	.204
9. 1991.....	.205
10. 1994.....	.206
11. 2008.....	.210
12. 1996.....	.211
13. 2003.....	.212
14. 1990.....	.215
15. 2009.....	.216
16. 1999.....	.217
17. 1998.....	.218
18. 2006.....	.222
19. 2010.....	.223
20. 1989.....	.223

Game/Season Records

INDIVIDUAL

Offense

At-Bats

7.....	Sadie Pitzenberger – vs. St. John's (4.5.08)
	Katie Marten – vs. Loyola-Chicago (4.13.95)
	Amy Folsom – vs. Loyola-Chicago (4.25.92)
	Lisa Miller – vs. Loyola-Chicago (4.25.92)
	Stephanie Pinter – vs. Loyola-Chicago (4.25.92)

Runs

4.....	Sadie Pitzenberger – vs. Toledo (3.18.09)
	Megan Giolli – vs. Valparaiso (4.23.03)
	Jarrah Myers – vs. New Mexico State (2.16.02)
	Liz Goetz – vs. Robert Morris (3.11.94)
	Ruth Kmak – vs. Loyola-Chicago (4.16.90)

Hits

5.....	Jenn Giampaolo – vs. Cleveland State (4.22.95)
	Kathy Verneti – vs. Saint Louis (4.22.90)

RBI

7.....	Christine Lux – vs. Wisconsin (4.29.10)
	Christine Lux – vs. Eastern Michigan (4.9.08)
	Meagan Ruthrauff – vs. Pittsburgh (4.9.06)

Doubles

3.....	Heather Johnson – vs. Seton Hall (3.25.07)
	Sara Hayes – vs. Missouri-Kansas City (4.12.92)

Triples

2.....	Nicole Wicks – vs. Syracuse (4.10.04)
	Jenny Kriech – twice, last vs. Boston College (4.29.01)
	Lisa Tully – vs. St. John's (4.19.98)
	Lizzy Lemire – vs. Canisius (2.27.98)
	Katie Marten – vs. Providence (4.6.97)
	Meghan Murray – vs. Seton Hall (4.28.96)
	Sara Hayes – vs. Butler (5.11.94)
	Mia Faust – vs. Butler (3.27.89)

Home runs

3.....	Meagan Ruthrauff – vs. Pittsburgh (4.9.06)
2.....	Brianna Jorgensborg – vs. St. John's (4.30.11)
	Dani Miller – vs. Providence (4.30.09)
	Christine Lux – twice, last vs. Valparaiso (4.9.09)
	Linda Kohan – vs. Wisconsin (4.16.08)
	Katie Laing – vs. Seton Hall (4.6.08)
	Liz Hartmann – three times, last vs. Louisiana-Lafayette (2.28.03)
	Andria Bledsoe – vs. Louisiana-Lafayette (2.28.03)
	Jarrah Meyers – three times, last vs. Virginia Tech (4.30.02)
	Lisa Mattison – vs. Providence (4.29.02)
	Melanie Alkire – twice, last vs. Connecticut (4.7.00)
	Andrea Loman – vs. Texas (3.17.00)
	Elizabeth Perkins – vs. Rutgers (5.4.97)
	Sara Hayes – twice – last vs. Wright State (4.15.95)

Stolen bases

4.....	Ruth Kmak – vs. Loyola-Chicago (4.16.90)
--------	--

Walks

4.....	Heather Johnson – at USF (4.27.11)
	Mia Faust – vs. Bethel (4.12.89)

Pitching

Innings	13.0.....	Staci Alford – vs. Saint Louis (4.22.90)
---------	-----------	--

Strikeouts

19.....	Steffany Stenglein – vs. Seton Hall (4.25.05)
---------	---

Defense

Putouts	21.....	Stephanie Pinter – vs. Loyola-Chicago (4.25.92)
---------	---------	---

Assists

14.....	Terri Kobata – vs. Michigan (2.24.95)
---------	---------------------------------------

SEASON

Overall

Most games.....	69 (2004)
Most wins.....	54 (2001)
Most losses.....	30 (1992)
Winning percentage.....	.885 / 54-7 (2001)
Consecutive wins.....	33 (3.28 - 5.10.01)
Consecutive losses.....	7 (4.21 - 4.29.07)
Most home wins.....	24 (1996)
Most home losses.....	7 (1989, 1992, 1995)
Longest home winning streak.....	25 (3.28.01 - 4.14.02)
Longest home losing streak.....	4 (4.29 - 5.5.95)
Highest home winning percentage.....	1.000 / 19-0 (2010)
	1.000 / 18-0 (2001)
Lowest home winning percentage.....	.589 / 10-7 (1989)
Most shutouts.....	30 (2001)
Most consecutive shutouts.....	8 (4.7 - 4.19.01)
Most games shut out.....	15 (1992)
Most consecutive games shut out.....	4 (3.17 - 3.20.92)

Offense

Average.....	.343 (2010)
At-bats.....	1,778 (1996)
Runs.....	369 (2010)
Hits.....	522 (1996)
Doubles.....	103 (2010)
Triples.....	27 (2001)
Home runs.....	75 (2010)
Total bases.....	878 (2010)
Walks.....	152 (2009)
Stolen bases.....	112 (1996)
Attempted steals.....	134 (2005)

Pitching

Lowest ERA.....	0.89 (2001)
Complete games.....	52 (2004)
Shutouts.....	30 (2001)
No-hitters.....	8 (2004)
Innings pitched.....	469.1 (1992)
Strikeouts.....	527 (2005)
Strikeouts / game.....	8.74 (2005)

Defense

Fielding percentage.....	.978 (2010)
Fewest errors.....	36 (1993)
Double plays.....	22 (2004)

GAME

Overall

Largest winning margin.....	18-0
	vs. Robert Morris (3.11.94)
Largest losing margin.....	0-16
	vs. Arizona (3.6.99)
Longest games (innings).....	15.0
	three times, last vs. Cleveland State (4.22.96)

Offense

Runs scored.....	18
	vs. Robert Morris (3.11.94)
Runs allowed.....	16
	vs. Arizona (3.6.99)
Runs combined.....	25
	Notre Dame (15) / Bethel (10) (3.12.89)
Hits.....	21
	twice, last vs. Pittsburgh (4.9.06)
Combined hits.....	32
	Notre Dame (21) / Pittsburgh (11) (4.9.06)

Staci Alford vs. Butler - 4.5.90

6.0 IP, 3 R, 4 K, 0 BB	R	H	E
Notre Dame	1	1	5
Butler	3	0	1

Missy Linn vs. St. Mary's - 4.28.90

5.0 IP, 6 K, 0 BB	R	H	E
St. Mary's	0	0	1
Notre Dame	1	4	0

Missy Linn vs. Evansville - 3.30.91

7.0 IP, 0 K, 1 BB	R	H	E
Notre Dame	5	3	0
Evansville	0	0	4

Missy Linn vs. Evansville - 4.5.92

7.0 IP, 5 K, 0 BB	R	H	E
Notre Dame	1	3	1
Evansville	0	0	1

Terri Kobata vs. Dayton - 4.12.93

7.0 IP, 5 K, 0 BB	R	H	E
Dayton	0	0	1
Notre Dame	3	6	1

Miller / Linn vs. St. Joseph's - 4.17.91

Linn: 5.0 IP, 4 K, 0 BB	R	H	E
Linn: 2.0 IP, 3 K, 0 BB	R	H	E
Saint Joseph's	0	0	4
Notre Dame	2	5	2

Terri Kobata vs. Bowling Green - 4.20.93

7.0 IP, 11 K, 0 BB	R	H	E
Notre Dame	3	7	0
Bowling Green	0	0	1

Terri Kobata vs. Loyola-Chicago - 4.22.93

7.0 IP, 9 K, 0 BB	R	H	E
Notre Dame	3	7	0
Loyola-Chicago	0	0	1

Terri Kobata vs. Northern Illinois - 4.27.93

7.0 IP, 11 K, 1 BB	R	H	E
Notre Dame	1	3	0
Northern Illinois	0	0	1

Terri Kobata vs. Butler - 5.7.93

7.0 IP, 14 K, 0 BB	R	H	E
Notre Dame	3	7	0
Butler	0	0	1

Terri Kobata vs. Robert Morris - 3.11.94

5.0 IP, 12 K, 0 BB	R	H	E
Notre Dame	18	18	0
Robert Morris	0	0	5

Terri Kobata vs. Indiana State - 3.19.94

7.0 IP, 17 K, 0 BB	R	H	E
Notre Dame	4	6	0
Indiana State	0	0	3

Terri Kobata vs. Indiana State - 3.20.94

4.0 IP, 11 K, 2 BB	R	H	E
Indiana State	0	0	2
Notre Dame	7	9	0

Terri Kobata vs. Evansville - 4.9.94

5.0 IP, 6 K, 0 BB	R	H	E
Evansville	0	0	0
Notre Dame	9	11	1

Terri Kobata vs. Detroit - 4.10.94

6.0 IP, 9 K, 0 BB	R	H	E
Notre Dame	8	15	0
Detroit	0	0	2

Terri Kobata vs. Butler - 4.16.94

7.0 IP, 12 K, 2 BB	R	H	E
Notre Dame	1	8	2
Butler	0	0	1

Terri Kobata vs. Loyola-Chicago - 4.22.94

6.0 IP, 11 K, 0 BB	R	H	E
Loyola-Chicago	0	0	1
Notre Dame	1	6	1

Terri Kobata vs. Loyola-Chicago - 5.12.94

Midwestern Collegiate Conference Tournament	R	H	E
6.0 IP, 11 K, 0 BB	R	H	E
Loyola-Chicago	0	0	0
Notre Dame	5	8	0

Terri Kobata vs. Butler - 4.2.95

7.0 IP, 17 K, 0 BB	R	H	E
Notre Dame	7	11	0
Butler	0	0	1

Kobata / Nichols vs. Detroit - 5.11.95

Midwestern Collegiate Conference Tournament	R	H	E
Kobata: 4.0 IP, 4 K, 1 BB	R	H	E
Nichols: 3.0 IP, 3 K, 2 BB	R	H	E
Detroit	0	0	3
Notre Dame	6	5	1

Angela Bessolo vs. Valparaiso - 4.18.96

5.0 IP, 7 K, 0 BB	R	H	E
Valparaiso	0	0	4
Notre Dame	8	11	1

Joy Battersby vs. St. John's - 4.21.96

5.0 IP, 3 K, 1 BB	R	H	E
St. John's	0	0	0
Notre Dame	13	13	0

Bessolo / Alkire vs. UT-Martin - 2.26.98

Bessolo: 3.0 IP, 2 K, 2 BB	R	H	E
Alkire: 3.0 IP, 5 K, 0 BB	R	H	E
UT-Martin	0	0	0
Notre Dame	8	12	0

Jennifer Sharron vs. St. John's - 3.31.01

5.0 IP, 11 K, 0 BB	R	H	E
St. John's	0	0	1
Notre Dame	8	9	2

Kristin Schmidt vs. Toledo - 4.25.01

7.0 IP, 15 K, 1 BB	R	H	E
Toledo	0	0	1
Notre Dame	1	6	0

Stenglein / Wisen vs. Valparaiso - 4.9.02

Stenglein: 3.0 IP, 5 K, 1 BB	R	H	E
Wisen: 4.0 IP, 5 K, 1 BB	R	H	E
Valparaiso	0	0	2
Notre Dame	4	11	0

Steffany Stenglein vs. Virginia Tech - 4.20.02

5.0 IP, 6 K, 0 BB	R	H	E
Virginia Tech	0	0	1
Notre Dame	8	8	0

Steffany Stenglein at Valparaiso - 3.23.04

6.0 IP, 14 K, 0 BB	R	H	E
Notre Dame	9	13	0
Valparaiso	0	0	2

Booth / Wisen vs. Valparaiso - 3.30.05

Booth: 2.0 IP, 3 K, 0 BB	R	H	E
Wisen: 3.0 IP, 3 K, 0 BB	R	H	E
Notre Dame	10	10	0
Valparaiso	0	0	2

Booth / Fuemmeler vs. Western Michigan - 3.26.06

Booth: 4.0 IP, 5 K, 3 BB	R	H	E
Fuemmeler: 3.0 IP, 0 K, 2 BB	R	H	E
Notre Dame	5	9	1
Western Michigan	0	0	1

Brittney Bargar vs. Connecticut - 4.1.06

8.0 IP, 6 K, 1 BB	R	H	E
Connecticut	1	0	1
Notre Dame	2	6	2

Heather Booth vs. Rutgers - 4.23.06

5.0 IP, 4 K, 0 BB	R	H	E
Rutgers	0	0	0
Notre Dame	8	14	0

Bargar / Fuemmeler vs. Ball State - 4.18.07

Bargar: 6.0 IP, 7 K, 2 BB	R	H	E
Fuemmeler: 1.0 IP, 1 K, 0 BB	R	H	E
Ball State	0	0	3
Notre Dame	3	6	0

Brittney Bargar vs. Loyola-Chicago - 5.1.07

7.0 IP, 10 K, 0 BB	R	H	E
Loyola-Chicago	0	0	0
Notre Dame	5	10	0

Brittney Bargar vs. Syracuse - 5.4.08

7.0 IP, 3 K, 2 BB	R	H	E
Notre Dame	8	8	1
Syracuse	0	0	2

Brittney Bargar vs. Kent State - 5.16.08

NCAA Tournament	R	H	E
6.0 IP, 4 K, 3 BB	R	H	E
Kent State	1	0	2
Notre Dame	9	7	0

Jody Valdivia at Seton Hall - 3.27.10

5.0 IP, 9 K, 1 BB	R	H	E
Notre Dame	12	7	0
Seton Hall	0	0	2

Laura Winter at USF - 4.27.11

7.0 IP, 9 K, 1 BB	R	H	E
Notre Dame	1	3	0
USF	0	0	0

NO-HITTER BREAKDOWN

Date	Pitcher	Opponent	Score
4.5.90	Staci Alford	Butler	L, 1-3
4.28.90	Missy Linn	St. Mary's	W, 1-0
3.30.91	Missy Linn	Evansville	W, 5-0
4.5.92	Missy Linn	Evansville	W, 1-0
4.12.93	Terri Kobata	Dayton	W, 3-0
4.17.93	Miller / Linn	Saint Joseph's	W, 5-0
4.20.93	Terri Kobata	Bowling Green	W, 3-0
4.22.93	Terri Kobata	Loyola-Chicago	W, 3-0
4.27.93	Terri Kobata	Northern Illinois	W, 1-0
5.7.93	Terri Kobata	Butler	W, 3-0
3.11.94	Terri Kobata	Robert Morris	W, 18-0
3.19.94	Terri Kobata	Indiana State	W, 4-0
3.30.94	Terri Kobata	Indiana State	W, 7-0
4.9.94	Terri Kobata	Evansville	W, 9-0
4.10.94	Terri Kobata	Detroit	W, 8-0
4.16.94	Terri Kobata	Butler	W, 1-0
4.22.94	Terri Kobata	Loyola-Chicago	W, 1-0
*5.12.94	Terri Kobata	Loyola-Chicago	W, 5-0
4.2.95	Terri Kobata	Butler	W, 7-0
5.11.95	Kobata / Nichols	Detroit	W, 6-0
4.18.96	Angela Bessolo	Valparaiso	W, 8-0
4.21.96	Joy Battersby	St. John's	W, 13-0
2.26.99	Bessolo / Alkire	UT-Martin	W, 8-0
3.31.01	Jennifer Sharron	St. John's	W, 8-0
4.25.01	Kristin Schmidt	Toledo	W, 1-0
4.9.02	Stenglein / Wisen	Valparaiso	W, 4-0
4.20.02	Steffany Stenglein	Virginia Tech	W, 8-0
3.23.04	Steffany Stenglein	Valparaiso	W, 9-0
3.30.05	Booth / Wisen	Valparaiso	W, 10-0
3.26.06	Booth / Fuemmeler	Western Michigan	W, 5-0
4.1.06	Brittney Bargar	Connecticut	W, 2-1
*4.23.06	Heather Booth	Rutgers	W, 8-0
4.18.07	Bargar / Fuemmeler	Ball State	W, 3-0
5.1.07	Brittney Bargar	Loyola-Chicago	W, 5-0
5.4.08	Brittney Bargar	Syracuse	W, 8-0
5.16.08	Brittney Bargar	Kent State	W, 9-1
3.27.10	Jody Valdivia	Seton Hall	W, 12-0
4.27.11	Laura Winter	USF	W, 1-0

* - perfect game

Player	Solo	Combined	Total
Terri Kobata	14	1	15
Brittney Bargar	4	1	5
Missy Linn	3	1	4
Steffany Stenglein	2	1	3
Heather Booth	1	2	3
Angela Bessolo	1	1	2
Kenya Fuemmeler	0	2	2
Carrie Wisen	0	2	2
Staci Alford	1	0	1
Joy Battersby	1	0	1
Kristin Schmidt	1	0	1
Jennifer Sharron	1	0	1
Jody Valdivia	1	0	1
Laura Winter	1	0	1
Melanie Alkire	0	1	1
Carrie Miller	0	1	1
Kelly Nichols	0	1	1
Totals	31	7 (14)	--
Season	Solo	Combined	Total
1990	2	0	2
1991	1	0	1
1992	1	0	1
1993	5	1	6
1994	8	0	8
1995	1	1	2
1996	2	0	2
1999	0	1	1
2001	2	0	2
2002	1	1	2
2004	1	0	1
2005	0	1	1
2006	2	1	3
2007	1	1	2
2008	2	0	2
2010	1	0	1
2011	1	0	1
Totals	30	7	38

Year-By-Year Statistical Leaders

OFFENSIVE

Season	Batting average	Runs	Hits	RBI	Stolen bases
2011	.472 - Sadie Pitzenberger	55 - Alexa Maldonado	74 - Alexa Maldonado	64 - Heather Johnson	20 - Alexa Maldonado
2010	.453 - Erin Marrone	54 - Katie Fleury	73 - Sadie Pitzenberger	68 - Heather Johnson	17 - Kelsey Thornton
2009	.356 - Northway / Johnson	40 - Christine Lux	63 - Heather Johnson	51 - Christine Lux	13 - Christine Farrell
2008	.370 - Sarah Smith	44 - Katie Fleury	60 - Sarah Smith	50 - Katie Laing	10 - Fleury / Pitzenberger
2007	.406 - Stephanie Brown	40 - Stephanie Brown	67 - Stephanie Brown	35 - Heather Johnson	13 - Stephanie Brown
2006	.393 - Stephanie Brown	44 - Stephanie Brown	79 - Stephanie Brown	45 - Meagan Ruthrauff	20 - Stephanie Brown
2005	.373 - Megan Giolli	42 - Megan Giolli	72 - Megan Giolli	36 - Meagan Ruthrauff	33 - Megan Giolli
2004	.397 - Megan Giolli	47 - Stephanie Brown	81 - Megan Giolli	54 - Meagan Ruthrauff	20 - Megan Giolli
2003	.402 - Andrea Loman	43 - Andrea Loman	68 - Andrea Loman	42 - Andrea Loman	18 - Andrea Loman
2002	.377 - Andrea Loman	52 - Jarrah Myers	67 - Giolli / Kriech	49 - Jarrah Myers	16 - Andrea Loman
2001	.380 - Jarrah Myers	50 - Jenny Kriech	72 - Jenny Kriech	41 - Jarrah Myers	19 - Jenny Kriech
2000	.376 - Melanie Alkire	45 - Jenny Kriech	73 - Melanie Alkire	64 - Melanie Alkire	16 - Jenny Kriech
1999	.351 - Lizzy Lemire	40 - Amy Laboe	67 - Melanie Alkire	37 - Alkire / Myers	12 - Kriech / Eimen
1998	.343 - Danielle Klayman	30 - Amy Laboe	64 - Jennifer Giampaolo	36 - Melanie Alkire	17 - Jennifer Giampaolo
1997	.422 - Meghan Murray	38 - Meghan Murray	81 - Meghan Murray	42 - Meghan Murray	13 - Meghan Murray
1996	.402 - Meghan Murray	52 - Katie Marten	84 - Meghan Murray	47 - Meghan Murray	21 - Katie Marten
1995	.399 - Katie Marten	38 - Katie Marten	67 - Katie Marten	67 - Sara Hayes	18 - Katie Marten
1994	.394 - Sara Hayes	33 - Sara Hayes	69 - Sara Hayes	69 - Sara Hayes	10 - Amy Rueter
1993	.329 - Sara Hayes	24 - Sara Hayes	54 - Sara Hayes	26 - Christy Connoyer	12 - Lisa Miller
1992	.296 - Sara Hayes	20 - Sara Hayes	60 - Sara Hayes	27 - Sara Hayes	4 - Lisa Miller
1991	.339 - Christy Connoyer	26 - Megan Fay	45 - Carrie Miller	23 - Carrie Miller	10 - Fay / Miller
1990	.311 - Megan Fay	23 - Ruth Kmak	46 - Megan Fay	20 - Kathy Verneti	12 - Lisa Miller
1989	.305 - Megan Fay	32 - Megan Fay	47 - Megan Fay	25 - Rachel Crossen	11 - Marie Liddy

PITCHING

Season	ERA	Wins	Innings pitched	Strikeouts
2011	2.42 - Laura Winter	25 - Laura Winter	179.1 - Laura Winter	216 - Laura Winter
2010	1.98 - Jody Valdivia	38 - Jody Valdivia	264.2 - Jody Valdivia	274 - Jody Valdivia
2009	1.72 - Brittney Bargar	24 - Brittney Bargar	236.2 - Brittney Bargar	175 - Brittney Bargar
2008	1.47 - Brittney Bargar	30 - Brittney Bargar	291.1 - Brittney Bargar	244 - Brittney Bargar
2007	2.06 - Brittney Bargar	23 - Brittney Bargar	252.0 - Brittney Bargar	243 - Brittney Bargar
2006	1.71 - Heather Booth	27 - Heather Booth	261.1 - Heather Booth	258 - Heather Booth
2005	1.07 - Steffany Stenglein	23 - Heather Booth	209.2 - Heather Booth	310 - Steffany Stenglein
2004	1.39 - Steffany Stenglein	25 - Heather Booth	241.2 - Heather Booth	225 - Heather Booth
2003	1.67 - Carrie Wisen	21 - Heather Booth	188.2 - Heather Booth	158 - Heather Booth
2002	1.93 - Steffany Stenglein	27 - Steffany Stenglein	250.2 - Steffany Stenglein	216 - Steffany Stenglein
2001	0.55 - Kristin Schmidt	27 - Sharron / Schmidt	204.0 - Kristin Schmidt	247 - Kristin Schmidt
2000	0.88 - Jennifer Sharron	26 - Jennifer Sharron	229.2 - Jennifer Sharron	246 - Jennifer Sharron
1999	1.20 - Jennifer Sharron	20 - Jennifer Sharron	186.1 - Jennifer Sharron	172 - Jennifer Sharron
1998	1.03 - Kelly Nichols	15 - Jennifer Sharron	158.2 - Jennifer Sharron	94 - Angela Bessolo
1997	1.46 - Angela Bessolo	15 - Angela Bessolo	153.0 - Angela Bessolo	112 - Angela Bessolo
1996	0.97 - Terri Kobata	19 - Angela Bessolo	172.2 - Angela Bessolo	137 - Angela Bessolo
1995	0.51 - Terri Kobata	24 - Terri Kobata	178.1 - Terri Kobata	250 - Terri Kobata
1994	0.64 - Terri Kobata	23 - Terri Kobata	206.1 - Terri Kobata	315 - Terri Kobata
1993	0.51 - Terri Kobata	18 - Terri Kobata	138.0 - Terri Kobata	213 - Terri Kobata
1992	0.99 - Staci Alford	13 - Staci Alford	178.1 - Staci Alford	108 - Staci Alford
1991	1.22 - Missy Linn	16 - Missy Linn	162.1 - Missy Linn	96 - Staci Alford
1990	1.32 - Staci Alford	15 - Staci Alford	149.1 - Missy Linn	104 - Staci Alford
1989	1.28 - Missy Linn	22 - Missy Linn	214.1 - Missy Linn	127 - Missy Linn

OFFENSIVE

Season	W-L	Win Pct.	Batting Avg.	Runs / G	Slugging Pct.	OB Pct.	SB / G	SB Pct.	BB / G	SO / G	AB / SO
2011	46-11	.807	.330	5.84	.511	.397	1.28	.768	2.40	3.46	7.38
2010	47-12	.797	.343	6.25	.590	.409	1.17	.821	2.49	3.76	6.73
2009	43-17	.717	.297	5.17	.501	.371	0.85	.800	2.53	3.97	6.43
2008	38-22-1	.631	.280	4.57	.415	.356	0.98	.800	2.43	4.75	5.41
2007	32-24	.571	.268	3.61	.350	.336	0.75	.764	2.07	4.41	5.48
2006	42-21	.667	.291	4.17	.428	.356	0.86	.710	2.29	4.53	5.93
2005	46-15	.754	.293	4.08	.408	.348	1.65	.753	1.93	3.49	7.41
2004	49-20	.710	.278	4.00	.409	.336	1.16	.761	1.97	4.27	5.98
2003	38-17	.691	.300	5.20	.456	.357	1.55	.817	2.00	4.11	6.80
2002	44-17	.721	.299	5.21	.452	.360	1.29	.798	2.18	4.31	6.14
2001	54-7	.885	.318	5.04	.457	.373	1.28	.715	2.00	3.08	8.70
2000	47-14	.770	.307	4.92	.444	.357	1.40	.741	1.92	3.20	8.45
1999	42-20	.677	.300	4.26	.406	.350	1.11	.758	1.73	3.13	8.70
1998	34-22	.607	.298	4.13	.369	.357	1.32	.762	2.32	1.66	16.55
1997	35-25	.583	.311	4.32	.402	.367	0.93	.651	2.13	2.50	10.73
1996	48-16	.750	.294	4.63	.362	.338	1.75	.848	1.88	2.19	12.70
1995	40-19	.678	.293	4.14	.370	.339	1.24	.839	1.88	2.71	10.14
1994	41-20	.672	.292	4.10	.386	.341	0.80	.710	1.84	2.56	10.22
1993	36-13	.735	.258	3.41	.326	.361	1.00	.754	1.57	2.43	11.08
1992	34-30-1	.530	.237	2.57	.292	.339	0.29	.452	1.58	2.25	12.07
1991	38-22	.633	.246	6.35	.293	.292	0.82	.742	1.90	2.28	11.31
1990	32-15-1	.677	.258	3.63	.322	.313	1.31	.863	2.29	2.15	12.36
1989	31-23	.574	.263	4.33	.309	.317	0.96	.867	2.63	2.30	11.16

PITCHING

Season	ERA	CG	SHO	H / G	R / G	SO / G	BB / G	SO / BB	WP	HB	Opp. BA Avg.
2011	2.78	19	14	6.07	2.88	7.25	1.79	4.04	12	24	.241
2010	2.64	31	26	5.22	2.64	6.36	2.69	2.36	10	41	.223
2009	1.94	46	13	5.32	2.55	5.67	1.92	2.96	22	34	.216
2008	1.90	39	13	5.20	2.59	6.15	2.07	2.98	21	27	.210
2007	2.37	36	15	5.52	2.73	6.07	2.02	3.01	19	23	.225
2006	2.13	26	11	5.60	2.55	6.76	2.79	2.42	19	29	.222
2005	1.36	34	23	4.08	1.90	8.63	2.44	3.53	20	24	.168
2004	1.51	52	21	4.74	1.87	6.33	2.17	2.91	16	32	.198
2003	2.38	16	10	5.20	2.78	4.98	3.11	1.60	25	15	.212
2002	1.93	19	15	4.95	2.16	5.59	2.39	2.33	27	19	.204
2001	0.89	48	30	4.08	1.16	7.81	1.39	5.61	6	25	.170
2000	1.24	39	24	4.18	1.62	7.07	1.77	3.99	15	29	.175
1999	1.69	22	21	5.55	2.36	5.63	1.77	3.17	25	26	.218
1998	1.74	24	14	5.68	2.77	4.38	2.39	1.83	32	28	.218
1997	1.89	36	8	6.77	3.27	4.31	2.62	1.65	20	9	.247
1996	1.46	27	21	5.39	2.25	5.66	2.20	2.57	32	8	.210
1995	1.41	24	20	5.05	2.24	5.83	2.36	2.47	22	5	.197
1994	1.91	39	20	5.00	2.67	5.00	2.20	2.81	30	15	.206
1993	1.16	29	19	4.14	1.82	6.45	1.14	5.64	17	11	.166
1992	1.41	40	14	5.34	2.06	3.73	1.17	3.20	7	10	.203
1991	1.34	38	15	5.15	2.05	3.70	0.92	4.04	10	6	.203
1990	1.53	41	16	5.71	2.10	4.71	1.54	3.05	7	4.00	.215
1989	1.88	37	13	5.59	2.70	3.20	1.94	1.65	1	4.00	.223

DEFENSIVE

Season	PO	A	E	Fielding Pct.	DP	Season	PO	A	E	Fielding Pct.	DP
2011	1115	331	41	.972	8	1999	1264	526	91	.952	12
2010	1107	293	31	.978	7	1998	1156	548	97	.946	16
2009	1188	516	59	.967	20	1997	1212	540	97	.948	8
2008	1215	565	74	.960	18	1996	1320	533	103	.947	20
2007	1088	535	52	.969	14	1995	1239	463	64	.964	12
2006	1291	495	42	.977	16	1994	1212	452	63	.964	17
2005	1264	381	53	.969	14	1993	817	287	36	.968	12
2004	1391	452	60	.968	22	1992	1403	634	105	.951	14
2003	1119	451	42	.974	16	1991	1221	502	92	.949	17
2002	1205	473	50	.971	15	1990	1018	388	77	.948	9
2001	1224	351	54	.967	10	1989	1071	434	95	.941	10
2000	1237	438	57	.967	18						

Year-By-Year Results

1989 (31-23)

Home: 10-7 / Away: 15-6 / Neutral: 6-10
Midwestern Collegiate regular season - 1st (8-5)
Midwestern Collegiate Tournament - 3rd
Head Coach: Brian Boulac
Captains: Barbara Mooney, Mia Faust

(Evansville, Ind.)

3.8	vs. Kentucky Wesleyan	W, 8-4
3.9	at Southern Indiana	L, 1-6
3.9	vs. Kentucky Wesleyan	W, 3-1
3.9	at Southern Indiana	W, 1-0
3.10	vs. Bradley	L, 1-5
3.10	vs. Indiana State	L, 0-3
3.11	vs. Kentucky Wesleyan	L, 1-3
3.11	vs. Evansville	W, 5-1

3.23	St. Joseph's (Ind.)	W, 1-0
3.23	St. Joseph's (Ind.)	W, 3-2
3.25	*Dayton	L, 2-4
3.25	*Dayton	L, 1-2 (10)
3.27	*at Butler	W, 4-0
3.27	*at Butler	W, 3-2
3.29	*at Detroit	W, 2-0
3.29	*at Detroit	L, 5-6
3.31	*Loyola-Chicago	W, 5-1
3.31	*Loyola-Chicago	W, 12-2
4.1	Wisconsin-Green Bay	L, 0-2
4.1	Wisconsin-Green Bay	L, 5-6
4.5	at St. Francis	L, 0-3
4.5	at St. Francis	L, 2-3

Midwestern Collegiate Conference Tournament (Indianapolis, Ind.)

4.7	vs. Butler	W, 7-6
4.7	vs. Detroit	L, 0-1 (8)
4.8	vs. Loyola-Chicago	W, 5-4 (8)
4.8	vs. Dayton	W, 2-0
4.9	vs. Saint Louis	L, 1-3

4.11	Saint Mary's	W, 10-0
4.11	Saint Mary's	W, 4-2
4.12	at Bethel	W, 15-10
4.12	at Bethel	W, 13-2
4.13	at Valparaiso	L, 0-1 (8)
4.13	at Valparaiso	W, 4-3
4.17	at Illinois-Chicago	W, 2-0 (9)
4.17	at Illinois-Chicago	L, 0-3
4.19	Southwestern Michigan	W, 6-0
4.19	Southwestern Michigan	W, 9-1

Windy City Classic (Chicago, Ill.)

4.21	vs. Wisconsin-Green Bay	L, 1-2
4.21	vs. Loyola-Chicago	L, 3-5
4.22	vs. DePaul	L, 1-10
4.22	vs. Drake	L, 3-4
4.23	vs. Northern Iowa	L, 0-2

4.24	at Grace College	W, 6-0
4.24	at Grace College	W, 4-2 (8)
4.26	at Southwestern Michigan	W, 5-0
4.29	at Marquette	W, 10-0
4.29	at Marquette	W, 11-8
4.30	at Saint Mary's	W, 11-0
4.30	at Saint Mary's	W, 13-0
5.2	DePaul	L, 0-7
5.2	DePaul	L, 2-4
5.3	North Central	W, 12-2
5.3	North Central	W, 8-5
5.4	Valparaiso	L, 2-3

*Midwestern Collegiate contest

1990 (32-15-1)

Home: 13-3-1 / Away: 11-9 / Neutral: 8-3
Midwestern Collegiate regular season - 1st (9-3)
Midwestern Collegiate Tournament - 1st
Head Coach: Brian Boulac
Captains: Ruth Kmak, Kathy Verneti

3.4	at Indiana	L, 3-7
3.4	at Indiana	L, 0-4

Houston Games (Houston, Texas)

3.13	at Sam Houston State	L, 4-5
3.13	at Sam Houston State	L, 0-8
3.13	vs. Temple	W, 8-1
3.14	vs. Western Illinois	L, 1-3
3.14	vs. Western Illinois	L, 3-5
3.15	vs. Pima C.C.	W, 6-0
3.15	vs. Pima C.C.	W, 4-0
3.17	vs. Akron	L, 0-5
3.17	vs. Akron	W, 1-0
3.24	*Detroit	W, 1-0
3.24	*Detroit	W, 1-0
3.26	at Valparaiso	W, 4-3 (9)
3.26	at Valparaiso	W, 4-3 (9)
3.31	at Bradley	W, 1-0 (8)
3.31	at Bradley	L, 4-5
4.4	*Evansville	L, 0-1
4.4	*Evansville	W, 4-0
4.5	*at Butler	W, 4-0
4.5	*at Butler	L, 1-3
4.6	*at Saint Louis	L, 2-3 (10)
4.6	*at Saint Louis	W, 2-0

St. Francis Invitational (Joliet, Ill.)

4.7	vs. Wisconsin-Parkside	W, 2-0
4.7	at St. Francis	W, 1-0
4.8	vs. Mount Mercy	W, 3-2
4.8	vs. Valparaiso	W, 7-1

4.11	at DePaul	L, 1-6
4.11	at DePaul	L, 2-3
4.16	*at Loyola-Chicago	W, 4-0
4.16	*at Loyola-Chicago	W, 15-1
4.17	at St. Joseph's (Ind.)	W, 10-5
4.17	at St. Joseph's (Ind.)	W, 3-2
4.18	*Dayton	W, 5-0
4.18	*Dayton	W, 4-3

Midwestern Collegiate Conference Tournament (Dayton, Ohio)

4.22	at Dayton	W, 2-1
4.22	vs. Saint Louis	W, 3-2 (13)
4.23	St. Francis	W, 5-1
4.23	St. Francis	W, 4-2

4.24	Loyola-Chicago	W, 9-1
4.24	Loyola-Chicago	W, 11-0
4.25	Grace College	W, 9-2
4.25	Grace College	L, 0-2
4.28	Saint Mary's	W, 1-0
4.29	Marquette	W, 5-2
4.29	Marquette	W, 9-2
5.1	DePaul	L, 1-5
5.1	DePaul	T, 0-0 (11)

*Midwestern Collegiate contest

1991 (38-22)

Home: 13-2 / Away: 10-9 / Neutral: 15-11
Midwestern Collegiate regular season - 2nd (15-3)
Midwestern Collegiate Tournament - 1st
Head Coach: Brian Boulac
Captain: Rachel Crossen

3.9	at Miami (Ohio)	L, 0-3
3.9	at Miami (Ohio)	L, 2-4

Houston Games (Houston, Texas)

3.10	vs. Pittsburgh State	L, 1-4
3.10	vs. Upper Iowa	W, 5-0
3.11	vs. Iowa State	L, 1-9
3.11	vs. Iowa State	L, 1-3
3.12	vs. North Carolina	W, 3-1
3.12	vs. Washburn	L, 1-3
3.13	vs. Iowa State	L, 4-5 (8)
3.13	vs. Temple	W, 1-0

Sycamore Classic (Terra Haute, Ind.)

3.15	vs. Bowling Green	W, 4-2
3.15	at Indiana State	L, 1-5
3.15	vs. Eastern Illinois	L, 2-3
3.16	at Indiana State	W, 5-0
3.16	vs. Eastern Illinois	L, 2-3

3.20	at Bowling Green	L, 0-7
3.20	at Bowling Green	L, 2-4
3.22	*Loyola-Chicago	W, 2-1
3.22	*Loyola-Chicago	W, 12-1
3.24	*Saint Louis	W, 2-1
3.24	*Saint Louis	W, 1-0
3.25	Valparaiso	W, 8-0
3.25	Valparaiso	W, 2-1 (9)
3.28	at Ball State	W, 5-3 (8)
3.28	at Ball State	L, 0-3
3.30	*at Evansville	W, 7-0
3.30	*at Evansville	W, 5-0

Southern Invitational (Birmingham, Ala.)

4.5	vs. UNC-Charlotte	W, 1-0
4.5	vs. Samford	W, 4-1
4.6	vs. #12 Florida State	L, 0-7
4.6	vs. #11 South Carolina	L, 1-3
4.6	vs. Winthrop	L, 1-2

4.11	DePaul	W, 1-0
4.11	DePaul	W, 2-0
4.13	*at Detroit	L, 0-1 (8)
4.13	*at Detroit	L, 0-1
4.16	Indiana State	W, 4-0
4.16	Indiana State	L, 1-6
4.17	St. Joseph's (Ind.)	W, 2-0
4.17	St. Joseph's (Ind.)	W, 8-2
4.18	*at Loyola-Chicago	W, 8-1
4.18	*at Loyola-Chicago	W, 12-0
4.20	*at Dayton	W, 8-1
4.20	*at Dayton	W, 4-2
4.24	*Butler	W, 1-0
4.24	*Butler	W, 1-0
4.29	Illinois-Chicago	W, 2-0
4.29	Illinois-Chicago	W, 3-1
5.1	at DePaul	L, 0-4
5.1	at DePaul	W, 2-1
5.2	*Detroit	W, 2-1
5.2	*Detroit	L, 1-2
5.12	at Wright State	W, 9-0
5.12	at Wright State	W, 4-2

(Indianapolis, Ind.)

5.14	*vs. Dayton	W, 5-0
5.14	*vs. Loyola-Chicago	W, 2-1 (8)

Midwestern Collegiate Conference Tournament (Indianapolis, Ind.)

5.15	vs. Detroit	L, 1-3
5.15	vs. Butler	W, 5-4
5.15	vs. Detroit	W, 9-3
5.15	vs. Detroit	W, 2-0

*Midwestern Collegiate contest

1992 (34-30-1)

Home: 9-1-1 / Away: 7-8 / Neutral: 18-21-1
Midwestern Collegiate regular season - 1st (7-3)
Midwestern Collegiate Tournament - 2nd
Head Coach: Brian Bouloc
Captains: Amy Folsom, Ruth Kmak

Southern Illinois Tournament (Carbondale, Ill.)

3.7	vs. Bowling Green	L, 0-4
3.7	at Southern Illinois	L, 0-3
3.8	vs. Western Illinois	L, 3-5
3.8	vs. Bowling Green	W, 4-1

Tampa Games (Tampa, Fla.)

3.11	vs. Rhode Island	W, 6-1
3.11	vs. Rhode Island	W, 7-2
3.12	vs. Oklahoma	W, 1-0 (8)
3.12	vs. Oklahoma	L, 0-3
3.14	vs. Rhode Island	W, 15-7
3.14	vs. Rhode Island	W, 1-0 (9)
3.15	vs. Princeton	W, 1-0
3.15	vs. Army	W, 4-0
3.17	Bowling Green	L, 0-3
3.17	Bowling Green	L, 0-1 (9)

Sycamore Classic (Terre Haute, Ind.)

3.20	vs. Ball State	L, 0-3
3.20	at Indiana State	L, 0-5
3.20	vs. Wisconsin-Green Bay	W, 4-2
3.21	at Indiana State	W, 2-1
3.21	vs. Ball State	L, 3-4 (9)

Southern Invitational (Birmingham, Ala.)

3.27	vs. #9 South Carolina	W, 4-1
3.27	vs. #22 North Carolina	L, 1-3
3.27	vs. Georgia Tech	W, 6-2
3.28	vs. Winthrop	L, 3-7
3.28	vs. Winthrop	W, 3-2
3.28	vs. #7 SW Louisiana State	L, 1-4
3.31	Saint Xavier	W, 2-1
4.3	*Detroit	W, 1-0
4.4	*Detroit	L, 3-5 (10)
4.5	*Evansville	W, 2-0
4.5	*Evansville	W, 1-0
4.7	at Northern Illinois	W, 1-0 (8)
4.7	at Northern Illinois	L, 0-2
4.8	at Western Michigan	L, 2-7
4.8	at Western Michigan	L, 1-4

Creighton Invitational (Omaha, Neb.)

4.11	vs. Nebraska	L, 0-2
4.11	at Creighton	W, 2-1 (8)
4.12	vs. Missouri-Kansas City	W, 10-1
4.12	vs. DePaul	W, 2-1 (8)
4.14	at Valparaiso	W, 2-0
4.14	at Valparaiso	W, 10-0
4.16	DePaul	L, 0-1
4.16	DePaul	L, 0-2
4.22	*at Butler	W, 7-0
4.22	*at Butler	L, 1-2
4.24	Northeastern Illinois	W, 2-1 (11)
4.24	Northeastern Illinois	W, 2-0
4.25	*Loyola-Chicago	L, 0-1 (15)
4.25	*Loyola-Chicago	W, 6-0
4.26	at Eastern Illinois	L, 3-4
4.26	at Eastern Illinois	L, 0-1
4.28	Indiana State	L, 1-2
4.28	Indiana State	T, 6-6 (11)
4.30	at DePaul	L, 0-1
4.30	at DePaul	W, 2-0
5.1	*Dayton	W, 9-4
5.1	*Dayton	W, 7-1

Midwestern Collegiate Conference Tournament (Indianapolis, Ind.)

5.12	vs. Evansville	W, 2-1
5.13	vs. Detroit	L, 1-2
5.13	vs. Evansville	W, 1-0
5.13	vs. Detroit	L, 0-5

National Invitational Classic (Macomb, Ill.)

5.16	vs. DePaul	L, 3-5
5.17	vs. Northeast Louisiana	W, 1-0
5.17	vs. Coastal Carolina	W, 3-0
5.18	vs. Western Illinois	L, 0-3
5.18	vs. Northern Illinois	L, 2-3

* Midwestern Collegiate contest

1993 (36-13)

Home: 10-2 / Away: 11-4 / Neutral: 15-7
Midwestern Collegiate regular season - 1st (8-2)
Midwestern Collegiate Tournament - 1st
Head Coach: Liz Miller
Captains: Staci Alford, Ronny Alvarez

Sacramento State Tournament (Sacramento, Calif.)

3.5	vs. Long Beach State	L, 2-6
3.5	vs. San Jose State	W, 4-0
3.5	at Sacramento State	L, 0-7
3.6	vs. Oregon	L, 2-5
3.6	vs. St. Mary's (Calif.)	W, 6-1
3.6	vs. St. Mary's (Calif.)	W, 1-0
3.7	at Sacramento State	L, 0-1

South Florida Tournament (Tampa, Fla.)

3.10	vs. Central Michigan	W, 3-2 (8)
3.10	vs. Central Michigan	W, 4-0
3.12	vs. Sam Houston State	L, 0-4
3.12	vs. Connecticut	W, 3-2
3.12	vs. North Carolina	W, 5-0
3.14	vs. Temple	L, 1-2 (9)
3.14	vs. Miami (Ohio)	W, 3-1
3.26	vs. South Florida	L, 2-3 (8)
3.26	vs. Mercer	W, 8-0
3.30	Indiana	W, 7-1
3.30	Indiana	L, 1-5 (8)
3.31	Western Michigan	W, 4-1

Illinois State Tournament (Normal, Ill.)

4.3	vs. DePaul	L, 1-2
4.3	vs. Wisconsin-Green Bay	W, 3-2
4.4	at Illinois State	W, 5-3
4.4	vs. DePaul	W, 1-0
4.6	at Michigan State	W, 5-1
4.6	at Michigan State	W, 3-0
4.10	at DePaul	W, 3-0
4.10	at DePaul	L, 7-9
4.12	*at Dayton	W, 3-0
4.12	*at Dayton	L, 7-8
4.14	Valparaiso	W, 4-0
4.18	*La Salle	W, 4-0
4.18	*La Salle	W, 3-1
4.20	at Bowling Green	W, 3-0
4.20	at Bowling Green	W, 1-0
4.22	*at Loyola-Chicago	W, 3-0
4.22	*at Loyola-Chicago	W, 7-6 (9)

(Evansville, Ind.)

4.24	*vs. Detroit	W, 1-0
4.24	*vs. Detroit	L, 3-4
4.27	Northern Illinois	W, 1-0
4.27	Northern Illinois	L, 2-5 (13)
5.1	Indiana State	W, 6-0
5.2	Indiana State	W, 2-0
5.7	*Butler	W, 6-0
5.7	*Butler	W, 3-0
5.9	at Eastern Illinois	W, 5-2
5.9	at Eastern Illinois	W, 12-2

Midwestern Collegiate Conference Tournament (Indianapolis, Ind.)

5.11	vs. Butler	W, 1-0
5.12	vs. Loyola-Chicago	W, 4-0
5.12	vs. Loyola-Chicago	W, 4-3 (8)

* Midwestern Collegiate contest

1994 (41-20)

Home: 9-5 / Away: 13-7 / Neutral: 19-10
Midwestern Collegiate regular season - 1st (9-1)
Midwestern Collegiate Tournament - 1st
Head Coach: Liz Miller
Captains: Christy Connoyer, Amy Rueter

Columbia, Mo.

2.26	at #20 Missouri	L, 1-6
2.26	vs. Northern Iowa	W, 6-4
2.27	at Northern Iowa	W, 6-0
2.27	at #20 Missouri	L, 1-10

Aggie Invitational (College Station, Texas)

3.4	vs. Centenary	W, 3-2
3.4	vs. Creighton	L, 5-9
3.5	vs. Sam Houston State	W, 5-3
3.5	vs. North Carolina	L, 3-5
3.6	vs. Tulsa	W, 5-2
3.6	at #14 Texas A&M	L, 0-8

(Tampa, Fla.)

3.9	vs. South Carolina	L, 1-7
3.10	vs. #3 Oklahoma State	L, 0-3

South Florida Tournament (Tampa, Fla.)

3.11	vs. #21 Illinois-Chicago	L, 0-7
3.11	vs. #2 UCLA	L, 0-12
3.11	vs. #24 Robert Morris	W, 18-0
3.12	vs. Penn State	L, 4-5
3.12	vs. #9 Florida State	L, 3-4

Sycamore Classic (Terre Haute, Ind.)

3.19	vs. Valparaiso	W, 9-2
3.19	vs. Evansville	W, 7-0
3.19	vs. Indiana State	W, 4-0
3.20	vs. Evansville	W, 5-0
3.20	vs. Indiana State	W, 7-0

3.22	at Indiana	L, 1-2
3.22	at Indiana	W, 4-3

Winthrop Invitational (Rock Hill, S.C.)

3.25	vs. Maine	W, 3-1
3.26	vs. Mercer	W, 8-0
3.26	at Winthrop	W, 6-1
3.30	Michigan	W, 2-1
3.30	Michigan	W, 5-1

4.4	at Illinois-Chicago	W, 4-3 (8)
4.4	at Illinois-Chicago	L, 0-2
4.9	*vs. Evansville	W, 8-1
4.9	*vs. Evansville	W, 9-0
4.10	*at Detroit	W, 3-1 (8)
4.10	*at Detroit	W, 8-0
4.14	at Western Michigan	W, 5-3
4.14	at Western Michigan	W, 3-0
4.16	*at Butler	W, 8-1
4.16	*at Butler	W, 1-0
4.17	Ball State	L, 0-5
4.17	Ball State	W, 2-0
4.20	Northern Illinois	W, 7-6
4.20	Northern Illinois	L, 4-11
4.22	*Loyola-Chicago	W, 1-0
4.22	*Loyola-Chicago	L, 2-6
4.24	Indiana State	L, 3-4
4.24	Indiana State	W, 7-3
4.26	Michigan State	W, 4-1 (8)
4.26	Michigan State	W, 2-0
4.27	DePaul	W, 4-0
4.27	DePaul	L, 1-2
5.8	*at La Salle	W, 5-0
5.8	*at La Salle	W, 7-2
5.9	at Temple	W, 6-0
5.9	at Temple	W, 3-1

Midwestern Collegiate Conference Tournament (Indianapolis, Ind.)

5.11	vs. Butler	W, 7-5
5.12	vs. Loyola-Chicago	W, 7-0
5.12	vs. Loyola-Chicago	W, 5-0

NCAA Tournament (Bloomington, Ind.)

5.20	vs. Indiana	W, 3-1 (12)
5.21	vs. Indiana	L, 0-8
5.21	vs. Illinois-Chicago	L, 0-1

* Midwestern Collegiate contest

Year-By-Year Results

1995 (40-19)

Home: 12-7 / Away: 13-7 / Neutral: 15-5

NCAA Tournament Regional runner-up

Midwestern Collegiate regular season - 1st (16-2)

Midwestern Collegiate Tournament - 1st

Head Coach: Liz Miller

Captains: Liz Goetz, Andy Keys

Arizona State Classic (Tempe, Ariz.)

2.26	vs. #10 Michigan	W, 4-3 (9)
2.26	at Arizona State	L, 1-4
2.27	vs. Iowa	W, 5-2
2.27	vs. Tulsa	W, 6-1

Aggie Invitational (College Station, Texas)

3.5	vs. #25 Minnesota	W, 8-0
3.3	vs. Louisiana Tech	L, 2-4
3.5	vs. Colorado State	W, 7-0
3.12	at San Diego State	W, 3-0
3.12	at San Diego State	W, 3-1
3.13	at #5 Cal State Fullerton	W, 1-0
3.13	at #5 Cal State Fullerton	L, 0-2

Hawaii Tournament (Honolulu, Hawaii)

3.16	at #10 Hawaii	L, 1-2 (9)
3.17	vs. DePaul	W, 3-0
3.17	vs. Long Beach State	W, 6-5
3.18	vs. Loyola Marymount	W, 5-1
3.18	vs. Long Beach State	L, 0-5
3.18	vs. Loyola Marymount	W, 5-1
3.19	at #10 Hawaii	L, 3-6

3.23	Ohio State	W, 1-0
3.23	Ohio State	L, 0-3
3.25	at Ball State	W, 2-1
3.25	at Ball State	W, 3-1
3.30	Bowling Green	W, 6-1
3.30	Bowling Green	L, 4-5
4.1	*at Wright State	W, 8-0
4.1	*at Wright State	W, 7-6 (9)
4.2	*at Butler	W, 7-0
4.2	*at Butler	W, 13-0
4.6	at Michigan State	W, 5-3
4.6	at Michigan State	L, 0-4
4.8	*Wisconsin-Green Bay	W, 3-0
4.8	*Wisconsin-Green Bay	W, 9-0
4.12	Western Michigan	W, 4-0
4.13	*Loyola-Chicago	L, 6-9 (15)
4.15	*at Northern Illinois	W, 5-0
4.15	*at Northern Illinois	W, 4-1
4.17	*at Illinois-Chicago	L, 1-3
4.17	*at Illinois-Chicago	W, 6-2
4.18	at Ohio State	L, 0-1
4.18	at Ohio State	L, 6-8
4.21	*La Salle	W, 8-0
4.21	*La Salle	W, 3-0
4.22	*Cleveland State	W, 2-0
4.22	*Cleveland State	W, 8-4 (15)
4.29	Indiana	L, 0-2
4.29	Indiana	L, 1-3
5.4	Northwestern	L, 3-5
5.4	Northwestern	L, 1-5
5.5	*Loyola-Chicago	W, 9-0
5.6	*Detroit	W, 2-1
5.6	*Detroit	W, 6-2

Midwestern Collegiate Conference Tournament (Cleveland, Ohio)

5.11	vs. Detroit	W, 6-0
5.12	vs. Northern Illinois	W, 8-1
5.12	vs. Illinois-Chicago	W, 1-0
5.13	vs. Illinois-Chicago	W, 2-0

NCAA Tournament (Ann Arbor, Mich.)

5.19	vs. Illinois-Chicago	W, 5-2
5.20	vs. Michigan	L, 0-2
5.20	vs. Illinois-Chicago	W, 8-5 (9)
5.21	vs. Michigan	L, 6-15

* Midwestern Collegiate contest

1996 (48-16)

Home: 24-2 / Away: 8-1 / Neutral: 16-13

BIG EAST (South Division) - 1st (19-1)

BIG EAST Tournament - 2nd

Head Coach: Liz Miller

Captains: Jenna Knudson, Andrea Kollar

Arizona State Tournament (Tempe, Ariz.)

2.23	at Arizona State	L, 2-11
2.23	vs. Northwestern	W, 1-0
2.24	vs. Indiana	L, 1-2
2.24	vs. Wisconsin	L, 9-10

NFCA Leadoff Classic (Columbus, Ga.)

3.1	vs. Princeton	W, 7-1
3.1	vs. #22 Hawaii	L, 2-6
3.2	vs. Oregon	W, 9-2
3.2	vs. #4 Washington	L, 1-7
3.3	vs. #14 Texas A&M	W, 3-1
3.3	vs. #22 Hawaii	L, 4-6

South Florida Tournament (Tampa, Fla.)

3.8	vs. #18 Illinois-Chicago	W, 10-2
3.8	vs. #21 Oklahoma State	W, 7-0
3.8	vs. #9 South Carolina	L, 2-5
3.9	vs. Central Michigan	W, 10-0
3.9	vs. Florida Atlantic	W, 4-0
3.9	vs. East Carolina	W, 4-3
3.10	vs. Iowa	L, 2-5

3.12	vs. Virginia	W, 5-2
3.14	at #9 Florida State	W, 1-0

Florida State Tournament (Tallahassee, Fla.)

3.15	vs. #22 South Florida	L, 2-3 (8)
3.15	vs. Massachusetts	W, 3-0
3.15	vs. Bradley	L, 1-3
3.16	vs. Florida Atlantic	W, 4-2
3.16	vs. Western Illinois	W, 2-1
3.23	at Western Michigan	W, 3-0
3.23	at Western Michigan	W, 1-4 (11)
3.24	*#19 Indiana	W, 4-0
3.24	*#19 Indiana	W, 4-3 (8)
3.30	*Rutgers	W, 15-0
3.30	*Rutgers	W, 5-0
3.31	*Rutgers	W, 4-0
3.31	*Rutgers	W, 8-2
4.2	Butler	W, 5-0
4.2	Butler	W, 8-0
4.4	*at Providence	W, 4-0
4.4	*at Providence	W, 4-0
4.5	*at Yale	W, 4-1
4.6	*at Boston College	W, 5-4
4.6	*at Boston College	W, 4-2
4.11	Ohio State	W, 3-2 (9)
4.11	Ohio State	W, 11-3
4.13	*Villanova	L, 1-4
4.13	*Villanova	W, 10-5
4.14	*Villanova	W, 4-3 (9)
4.14	*Villanova	W, 6-0
4.18	Valparaiso	W, 3-2
4.18	Valparaiso	W, 8-0
4.20	*Connecticut	W, 6-5
4.20	*Connecticut	W, 2-1
4.21	*St. John's	W, 2-0
4.21	*St. John's	W, 13-0
4.23	Northern Illinois	L, 0-2
4.23	Northern Illinois	W, 8-2
4.27	*Seton Hall	W, 7-2
4.27	*Seton Hall	W, 5-1
4.28	*Seton Hall	W, 4-2
4.28	*Seton Hall	W, 13-5

BIG EAST Conference Tournament (Chestnut Hill, Mass.)

5.4	vs. Providence	W, 3-2
5.4	vs. Connecticut	L, 0-3
5.5	vs. Villanova	W, 4-0
5.5	vs. Connecticut	W, 6-3
5.5	vs. Connecticut	L, 0-1

NCAA Tournament (Ann Arbor, Mich.)

5.17	vs. #8 South Carolina	L, 0-3
5.18	vs. Central Michigan	L, 3-9

*BIG EAST contest

1997 (35-25)

Home: 11-6 / Away: 11-7 / Neutral: 13-12

BIG EAST (South Division) - 1st (16-4)

BIG EAST Tournament - 2nd

Head Coach: Liz Miller

Captains: Meghan Murray, Katie Marten

Arizona State Tournament (Tempe, Ariz.)

2.21	at #25 Arizona State	L, 1-9
2.22	vs. Indiana	L, 1-10
2.22	vs. #6 Iowa	L, 3-4 (10)
2.22	vs. Auburn	W, 4-2

NFCA Leadoff Classic (Columbus, Ga.)

2.28	vs. #13 SW Louisiana State	W, 4-2 (9)
3.1	vs. Texas A&M	L, 0-1
3.1	vs. Illinois State	L, 0-8
3.2	vs. Massachusetts	L, 0-1 (8)
3.2	vs. #6 South Carolina	L, 2-3

Sooner Classic (Oklahoma City, Okla.)

3.7	vs. #24 Baylor	L, 2-3
3.7	vs. Kansas	W, 7-5
3.8	vs. Stephen F. Austin	L, 0-1
3.8	vs. #24 Baylor	L, 1-7
3.8	vs. Northwestern	W, 5-3
3.9	vs. Wichita State	W, 3-2
3.9	vs. Kansas	W, 4-2

(San Jose, Calif.)

3.13	vs. #15 Missouri	L, 5-6
------	------------------	--------

National Invitational Tournament (San Jose, Calif.)

3.14	vs. Loyola Marymount	W, 2-1
3.14	vs. Colorado State	W, 7-5
3.14	vs. New Mexico	W, 3-2 (8)
3.15	vs. Evansville	W, 11-2
3.15	vs. #12 Arizona State	L, 0-9
3.15	vs. Mississippi State	W, 3-2
3.15	vs. Colorado State	L, 0-7

3.27	*at Seton Hall	W, 7-1
3.27	*at Seton Hall	W, 12-1
3.29	*at Seton Hall	W, 9-1
3.29	*at Seton Hall	W, 6-2
4.3	at Purdue	L, 2-4
4.3	at Purdue	L, 0-3
4.4	*Boston College	L, 0-2
4.4	*Boston College	L, 3-5
4.6	*Providence	W, 11-4
4.6	*Providence	W, 9-1
4.10	at Michigan	L, 1-2 (8)
4.10	at Michigan	L, 4-5
4.12	*at Villanova	W, 7-0
4.12	*at Villanova	W, 5-0
4.13	*at Villanova	W, 12-0
4.13	*at Villanova	W, 8-1
4.15	Northwestern	W, 2-1
4.15	Northwestern	W, 7-4 (8)
4.17	Valparaiso	W, 3-1
4.19	*at St. John's	W, 11-1
4.19	*at St. John's	W, 7-0
4.20	*at Connecticut	L, 2-3
4.20	*at Connecticut	W, 6-3
4.23	Butler	W, 8-3
4.23	Butler	W, 6-1
4.26	*Rutgers	W, 8-4
4.26	*Rutgers	W, 5-0
4.27	*Rutgers	L, 0-7
4.27	*Rutgers	W, 2-0
4.30	Western Michigan	W, 2-0
4.30	Western Michigan	L, 2-3

BIG EAST Conference Tournament (Storrs, Conn.)

5.3	vs. Boston College	L, 1-3
5.4	vs. Rutgers	W, 11-8
5.5	at Connecticut	L, 1-2
5.10	DePaul	L, 0-4
5.10	DePaul	L, 4-10 (8)

*BIG EAST contest

1998 (34-22)

Home: 18-4 / Away: 8-8 / Neutral: 8-10
BIG EAST (South Division) - 1st (13-3)
BIG EAST Tournament - 4th
Head Coach: Liz Miller
Captains: Kelly Rowe, Kelly Nichols

Gladstones Tournament (Tampa, Fla.)

2.20	at #10 South Florida	L, 1-9
2.20	vs. #9 Kansas	W, 7-2
2.21	vs. Auburn	L, 2-4
2.21	vs. #34 DePaul	L, 4-5
2.22	vs. #9 Kansas	L, 4-8

NCAA Leadoff Classic (Columbus, Ga.)

2.27	vs. Canisius	W, 15-0
2.27	vs. #11 South Carolina	W, 5-2
2.28	vs. Auburn	W, 1-0
2.28	vs. #9 Oklahoma State	L, 0-4
3.1	vs. Florida	L, 3-9
3.1	vs. #7 Arizona State	L, 2-5

Fresno State Classic (Fresno, Calif.)

3.6	vs. #14 South Carolina	L, 0-1
3.7	vs. #20 Oregon State	L, 1-7
3.7	vs. #4 Oklahoma State	L, 3-8
3.8	vs. Western Illinois	W, 7-0
3.10	at UCLA	L, 3-4

Hawaii Classic (Honolulu, Hawaii)

3.13	vs. UT-Chattanooga	W, 9-7
3.13	at #11 Hawaii	L, 1-11
3.14	vs. Loyola Marymount	W, 9-1
3.14	vs. Tulsa	W, 1-1
3.15	vs. Tulsa	L, 3-4

3.26	Loyola-Chicago	W, 8-4
3.26	Loyola-Chicago	W, 7-5
3.28	*at Rutgers	W, 5-4
3.28	*at Rutgers	L, 2-9
3.29	*at Rutgers	L, 0-5
4.1	Valparaiso	W, 6-2
4.2	Valparaiso	W, 4-0
4.2	Valparaiso	W, 4-1
4.4	*at Providence	W, 3-0
4.4	*at Providence	W, 3-2
4.5	*at Boston College	L, 2-3
4.5	*at Boston College	W, 1-0
4.8	Purdue	L, 0-2
4.8	Purdue	L, 0-4
4.11	*Seton Hall	W, 7-0
4.11	*Seton Hall	W, 8-0
4.14	at Indiana	W, 2-0
4.14	at Indiana	W, 9-3
4.16	Butler	W, 5-3
4.16	Butler	W, 7-0
4.18	*Connecticut	W, 4-0
4.18	*Connecticut	W, 7-2
4.19	*St. John's	W, 3-1
4.19	*St. John's	W, 5-0
4.23	at Toledo	W, 7-2
4.23	at Toledo	W, 7-1
4.25	*Villanova	W, 11-0
4.25	*Villanova	W, 7-4
4.26	*Villanova	W, 3-0
4.28	Indiana State	W, 3-2
4.28	Indiana State	W, 2-1

BIG EAST Conference Tournament (Notre Dame, Ind.)

5.2	vs. Connecticut	L, 1-4
5.2	vs. Rutgers	L, 0-1
5.9	at #11 DePaul	L, 0-1
5.9	at #11 DePaul	L, 1-3

* BIG EAST contest

1999 (42-20)

Home: 16-4 / Away: 13-8 / Neutral: 13-8
BIG EAST regular season - 1st (16-0)
BIG EAST Tournament - 1st
Head Coach: Liz Miller
Captains: Kris McCreary, Amy Laboe

Gladstones Tournament (Tampa, Fla.)

2.19	at #6 South Florida	W, 2-0
2.19	vs. Georgia Tech	W, 6-4
2.20	vs. Miami (Ohio)	W, 9-3
2.20	vs. Tennessee	W, 5-0
2.21	vs. Kansas	L, 0-1

Choo Choo Classic (Chattanooga, Tenn.)

2.26	vs. Tennessee-Martin	W, 8-0
2.26	at Chattanooga	L, 3-4
2.27	vs. Liberty	W, 3-2 (10)
2.28	vs. Maryland	W, 6-0 (8)

Hillenbrand Tournament (Tucson, Ariz.)

3.5	vs. #12 Louisiana State	L, 2-10
3.5	vs. Texas Tech	L, 3-8
3.6	at #2 Arizona	L, 0-16
3.6	vs. Kansas	W, 4-1
3.6	vs. Kansas	W, 6-4 (10)
3.7	at #2 Arizona	L, 3-8
3.10	at Cal State Fullerton	L, 1-2

National Invitational Tournament (San Jose, Calif.)

3.12	vs. UC Santa Barbara	L, 2-6
3.12	vs. #14 California	L, 1-2
3.12	vs. North Carolina	W, 2-1
3.13	vs. Northern Illinois	W, 5-0
3.13	vs. North Carolina	W, 4-0
3.14	vs. #20 Nebraska	L, 0-6

3.23	at Purdue	L, 3-6
3.23	at Purdue	W, 10-2
3.27	Toledo	W, 9-0
3.27	Toledo	W, 10-0
3.28	Bowling Green	W, 4-3
3.28	Bowling Green	W, 2-1
3.30	Butler	W, 2-1
3.30	Butler	W, 2-0
4.1	at #16 Illinois-Chicago	L, 3-6
4.1	at #16 Illinois-Chicago	L, 3-8
4.3	*Pittsburgh	W, 6-1
4.3	*Pittsburgh	W, 10-2
4.5	at Eastern Michigan	L, 4-5
4.5	at Eastern Michigan	W, 8-2
4.7	Western Michigan	L, 1-2
4.7	Western Michigan	W, 5-0
4.10	*at Rutgers	W, 4-2
4.10	*at Rutgers	W, 9-1
4.12	*at Villanova	W, 3-0
4.12	*at Villanova	W, 4-0
4.14	Indiana	W, 1-0 (8)
4.14	Indiana	L, 0-2
4.17	*Boston College	W, 7-0
4.17	*Boston College	W, 8-1
4.20	Loyola-Chicago	L, 2-3 (11)
4.24	*at Connecticut	W, 7-3
4.24	*at Connecticut	W, 9-1
4.25	*at Providence	W, 3-0
4.25	*at Providence	W, 1-0
4.27	IUPUI	L, 1-2 (11)
5.1	*St. John's	W, 13-0
5.1	*St. John's	W, 7-0
5.2	*Seton Hall	W, 1-0
5.2	*Seton Hall	W, 8-0

BIG EAST Conference Tournament (Storrs, Conn.)

5.8	vs. Connecticut	W, 4-1
5.8	vs. Boston College	W, 9-4
5.9	vs. Seton Hall	W, 5-1

NCAA Tournament (Ann Arbor, Mich.)

5.20	vs. Nebraska	L, 0-2
5.21	vs. #5 Michigan	W, 1-0
5.22	vs. Nebraska	L, 3-4 (8)

* BIG EAST contest

2000 (47-14)

Home: 14-4 / Away: 14-2 / Neutral: 19-8
BIG EAST regular season - 1st (16-2)
BIG EAST Tournament - 1st
Head Coach: Liz Miller
Captains: Danielle Klayman, Jennifer Sharron

UNLV Classic (Las Vegas, Nev.)

2.18	vs. Portland State	W, 5-3
2.18	vs. Southern Utah	W, 8-0
2.19	vs. Oregon	L, 3-11
2.19	vs. UC Santa Barbara	W, 3-0
2.20	vs. Utah	W, 2-1

Morning News Invitational (Fayetteville, Ark.)

2.25	vs. Missouri	L, 4-5
2.25	vs. Missouri	L, 3-4
2.26	vs. Arkansas	L, 2-4
2.26	vs. Arkansas	W, 2-1
2.27	vs. Virginia	W, 1-0
2.27	vs. Virginia	W, 6-1

State Line Classic (Bristol, Tenn.)

3.4	vs. Tennessee	W, 4-0
3.4	vs. Virginia Tech	W, 1-0
3.5	vs. Kentucky	W, 8-0
3.5	vs. Virginia Tech	W, 3-0
3.12	at San Diego State	W, 3-0
3.12	at San Diego State	W, 11-3
3.14	at Loyola Marymount	W, 4-0

Kia Classic (Fullerton, Calif.)

3.15	vs. Cal State Northridge	W, 1-0
3.16	vs. #3 Arizona	L, 1-2
3.17	vs. Texas	W, 4-2
3.18	vs. #16 Louisiana-Lafayette	W, 4-2
3.18	vs. #6 Oklahoma	W, 4-2
3.19	vs. #2 Arizona	L, 3-6
3.23	Purdue	W, 8-0
3.23	Purdue	L, 1-2

Purdue Invitational (West Lafayette, Ind.)

3.25	vs. Kent State	W, 12-4
3.25	vs. #13 Michigan	L, 1-5
3.26	vs. Toledo	W, 12-1
3.26	at Purdue	W, 4-0

3.29	Eastern Michigan	W, 5-2
3.31	*Connecticut	L, 4-5
3.31	*Connecticut	W, 3-0
4.2	*Providence	W, 16-0
4.2	*Providence	W, 9-3
4.6	at Western Michigan	W, 6-1
4.9	*Villanova	W, 9-0
4.9	*Villanova	W, 5-1
4.12	Butler	W, 7-0
4.12	Butler	W, 8-0
4.13	DePaul	W, 5-1
4.13	DePaul	L, 3-4
4.15	*at Boston College	W, 7-0
4.15	*at Boston College	L, 2-3
4.16	Loyola-Chicago	W, 8-2
4.18	Indiana State	W, 2-1
4.18	Indiana State	L, 2-3
4.22	*at Pittsburgh	W, 7-3
4.22	*at Pittsburgh	W, 10-0
4.26	#22 Illinois-Chicago	W, 4-0
4.26	#22 Illinois-Chicago	W, 7-1
4.29	*at St. John's	W, 7-2
4.29	*at St. John's	W, 5-0
4.30	*at Seton Hall	W, 6-2
4.30	*at Seton Hall	W, 5-1

BIG EAST Conference Tournament (Chestnut Hill, Mass.)

5.5	vs. Boston College	W, 5-2
5.6	vs. Connecticut	W, 5-0
5.7	vs. Connecticut	W, 7-0

NCAA Tournament (Ann Arbor, Mich.)

5.18	vs. #22 Illinois-Chicago	W, 2-0
5.19	vs. DePaul	L, 0-1
5.20	vs. Central Michigan	L, 1-2

* BIG EAST contest

Year-By-Year Results

2001 (54-7)

Home: 18-0 / Away: 19-0 / Neutral: 17-7
BIG EAST regular season - 1st (20-0)
BIG EAST Tournament - 3rd
Head Coach: Liz Miller
Captains: Danielle Klayman, Jennifer Sharron, Melanie Alkire, Lizzy Lemire

Holiday Inn Invitational (Tampa, Fla.)

2.16	vs. Maryland	W, 4-1
2.16	at South Florida	W, 5-3
2.17	vs. #4 Washington	W, 3-2
2.17	vs. Hofstra	W, 8-1
2.18	vs. #18 South Carolina	W, 1-0

Lady Razorback Invitational (Fayetteville, Ark.)

2.23	vs. Texas Tech	W, 4-0
2.24	vs. Arkansas	W, 4-3
2.24	vs. Maine	W, 8-0
2.25	vs. Arkansas	L, 0-2

Frost Tournament (Chattanooga, Tenn.)

3.2	vs. Jacksonville State	W, 4-1
3.2	vs. UT-Chattanooga	W, 5-3
3.3	vs. Alabama-Birmingham	W, 9-1

3.11	at #24 Cal State Northridge	W, 5-1
3.11	at #24 Cal State Northridge	W, 7-3
3.13	at Long Beach State	W, 2-0

Kia Klassic (Fullerton, Calif.)

3.15	vs. Utah State	W, 6-0
3.15	vs. #7 Fresno State	W, 4-2
3.16	vs. #5 Oklahoma	L, 2-4
3.17	vs. Hawaii	W, 4-1
3.17	vs. #10 Arizona State	W, 5-1
3.18	vs. #9 Cal State Fullerton	L, 4-5

3.28	Valparaiso	W, 6-0
3.28	Valparaiso	W, 4-0
3.29	Western Michigan	W, 7-1
3.29	Western Michigan	W, 8-0
3.31	*St. John's	W, 8-0
3.31	*St. John's	W, 1-0
4.1	*Seton Hall	W, 6-3
4.1	*Seton Hall	W, 10-2
4.3	at Purdue	W, 10-2
4.3	at Purdue	W, 4-2
4.7	*at Connecticut	W, 6-0
4.7	*at Connecticut	W, 1-0
4.8	*at Syracuse	W, 6-0
4.8	*at Syracuse	W, 6-0
4.12	Loyola-Chicago	W, 8-0
4.12	Loyola-Chicago	W, 6-0
4.14	*Pittsburgh	W, 2-0
4.14	*Pittsburgh	W, 8-0
4.19	at #10 DePaul	W, 5-1
4.21	*at Virginia Tech	W, 5-0
4.21	*at Virginia Tech	W, 4-0
4.24	at Illinois-Chicago	W, 8-0
4.25	Toledo	W, 11-0
4.25	Toledo	W, 11-0
4.28	*Boston College	W, 4-2
4.28	*Boston College	W, 5-0
4.29	*Providence	W, 10-0
4.29	*Providence	W, 5-0
5.4	*at Villanova	W, 8-0
5.4	*at Villanova	W, 4-0
5.5	*at Rutgers	W, 5-1
5.5	*at Rutgers	W, 4-0

BIG EAST Conference Tournament (Villanova, Pa.)

5.10	vs. Seton Hall	L, 1-2
5.11	vs. Villanova	L, 0-1

NCAA Tournament (Iowa City, Iowa)

5.17	vs. Western Illinois	W, 8-0
5.18	vs. Illinois State	W, 2-1
5.19	vs. #15 Iowa	L, 0-6
5.19	vs. #13 DePaul	W, 8-1
5.20	vs. #15 Iowa	L, 2-6

* BIG EAST contest

2002 (44-17)

Home: 18-2 / Away: 13-2 / Neutral: 13-13
BIG EAST regular season - 1st (18-2)
BIG EAST Tournament - 1st
Head Coach: Deanna Gumpf
Captains: Kas Hoag, Jenny Kriech, Jarrah Myers

Arizona Pepsi Classic (Tucson, Ariz.)

2.15	vs. #1 Arizona	L, 0-3
2.15	vs. Auburn	W, 3-2 (10)
2.16	vs. Louisville	L, 1-4
2.16	vs. New Mexico State	W, 9-7 (8)
2.17	vs. #25 South Florida	W, 5-3

NFCA Leadoff Classic (Columbus, Ga.)

2.22	vs. #11 Oregon State	L, 0-4
2.22	vs. Southern Mississippi	W, 6-0
2.23	vs. Texas A&M	L, 1-2
2.23	vs. #8 Arizona State	L, 2-3
2.24	vs. #4 Oklahoma	L, 2-3

Aggie Invitational II (College Station, Texas)

3.1	vs. #19 Louisiana-Lafayette	L, 3-6
3.1	vs. Illinois State	W, 1-0

(Las Vegas, Nev.)

3.10	vs. Oregon	W, 9-3
3.10	at UNLV	L, 1-2
3.13	at Long Beach State	W, 3-2

Kia Klassic (Fullerton, Calif.)

3.14	vs. #2 Arizona	L, 0-7
3.14	vs. Cal State Northridge	L, 0-3
3.15	vs. Texas Tech	W, 2-1
3.16	vs. #10 Fresno State	L, 2-3
3.16	vs. New Mexico	L, 4-5

3.30	*at Pittsburgh	W, 13-1 (6)
3.30	*at Pittsburgh	W, 9-2
4.1	at Loyola-Chicago	W, 8-0 (5)
4.4	Illinois-Chicago	W, 11-6
4.6	*at St. John's	W, 4-0
4.6	*at St. John's	W, 8-0
4.7	*at Seton Hall	W, 8-1
4.7	*at Seton Hall	W, 7-1
4.9	Valparaiso	W, 4-0
4.9	Valparaiso	W, 8-0 (5)
4.11	Purdue	W, 4-2
4.12	*Connecticut	W, 1-0 (8)
4.12	*Connecticut	W, 8-0 (6)
4.14	*Syracuse	W, 3-1
4.14	*Syracuse	L, 0-3
4.17	Indiana State	W, 14-1 (5)
4.18	Indiana State	W, 11-2 (5)
4.20	Bowling Green	W, 8-5
4.20	*Virginia Tech	W, 8-0 (6)
4.23	*at #4 Nebraska	W, 10-0 (5)
4.25	IPFW	W, 3-2
4.27	*at Boston College	W, 5-1
4.27	*at Boston College	W, 4-3
4.28	*at Providence	W, 8-2
4.28	*at Providence	W, 8-0
4.30	Oakland	W, 11-0
5.2	*#18 DePaul	W, 16-0
5.3	*Rutgers	W, 3-1
5.3	*Rutgers	L, 2-5
5.5	*Villanova	W, 10-1
5.5	*Villanova	W, 9-1

BIG EAST Conference Tournament (Salem, Va.)

5.9	vs. Virginia Tech	L, 3-8
5.10	vs. Syracuse	W, 5-4
5.10	vs. Villanova	W, 6-4
5.11	vs. Virginia Tech	W, 2-1
5.11	vs. Virginia Tech	W, 3-1

NCAA Tournament (Iowa City, Iowa)

5.16	vs. #22 Iowa	W, 3-2
5.17	vs. #15 Oregon State	L, 0-2
5.18	vs. #15 Oregon State	W, 2-0
5.19	vs. #7 Nebraska	L, 3-5

* BIG EAST contest

2003 (38-17)

Home: 12-4 / Away: 14-4 / Neutral: 12-9
BIG EAST regular season - 1st (14-3)
BIG EAST Tournament - 1st
Head Coach: Deanna Gumpf
Captains: Andria Bledsoe, Andrea Loman, Alexis Madrid

Wilson Tournament (Tampa, Fla.)

2.15	at South Florida	L, 4-5
2.15	vs. Kent State	W, 5-1
2.16	vs. Jacksonville	W, 5-0
2.16	vs. Hofstra	L, 4-7

NFCA Leadoff Classic (Columbus, Ga.)

2.22	vs. #4 California	L, 0-6
2.22	vs. Illinois State	W, 1-0 (8)
2.23	vs. #17 Alabama	L, 4-7

Louisiana Classic (Lafayette, La.)

2.28	vs. Northwestern State	L, 2-3
2.28	at Louisiana-Lafayette	W, 8-9 (1)
3.1	vs. McNeese State	W, 6-9
3.1	at Louisiana-Lafayette	L, 3-5
3.2	vs. Northwestern State	W, 12-7
3.9	at Cal State Northridge	L, 4-5 (10)
3.9	at Cal State Northridge	W, 3-1

Kia Klassic (Fullerton, Calif.)

3.13	vs. Fresno State	W, 3-1
3.13	vs. #3 Nebraska	L, 3-10
3.14	vs. #14 DePaul	L, 2-11

3.23	at Western Michigan	W, 8-5
3.23	at Western Michigan	W, 8-0
3.26	#22 Northwestern	L, 2-4
3.26	#22 Northwestern	L, 2-3
4.1	at Purdue	W, 7-3
4.1	at Purdue	W, 7-1
4.3	Loyola-Chicago	W, 7-0
4.3	Loyola-Chicago	W, 3-1
4.9	*at Pittsburgh	W, 5-4
4.9	*at Pittsburgh	W, 4-1
4.11	*St. John's	W, 6-1
4.11	*St. John's	W, 2-1
4.13	*Seton Hall	W, 5-0
4.13	*Seton Hall	W, 10-1 (6)
4.15	*at Providence	W, 5-1
4.15	*at Providence	W, 10-1
4.17	IPFW	W, 10-2 (5)
4.17	IPFW	W, 9-1 (6)
4.19	*at Syracuse	W, 10-1 (6)
4.19	*at Syracuse	W, 6-4
4.23	Valparaiso	W, 11-0 (5)
4.23	Valparaiso	W, 15-1 (5)
4.24	at Illinois-Chicago	W, 3-2
4.26	*at Boston College	W, 11-0
4.27	*at Connecticut	L, 1-2
4.27	*at Connecticut	W, 6-3
4.29	at #7 DePaul	L, 3-4 (9)
5.2	*Villanova	L, 6-7
5.2	*Villanova	W, 3-0
5.4	*Rutgers	L, 0-2
5.4	*Rutgers	W, 1-0

BIG EAST Conference Tournament (Salem, Va.)

5.8	Seton Hall	W, 9-0
5.9	Villanova	W, 9-7
5.9	Villanova	W, 3-2 (9)

NCAA Tournament (Ann Arbor, Mich.)

5.15	vs. Missouri	W, 4-3 (8)
5.16	vs. #4 DePaul	L, 3-4
5.16	vs. Oakland	W, 5-0
5.17	vs. #14 Michigan	L, 3-5

* BIG EAST contest

2004 (49-20)

Home: 16-3 / Away: 11-5 / Neutral: 22-12
BIG EAST regular season - 1st (18-2)
BIG EAST Tournament - 2nd
Head Coach: Deanna Gump
Captain: Nicole defau

UNLV Classic (Las Vegas, Nev.)

2.13	vs. Hawaii	W, 8-7
2.13	vs. #2 California	L, 1-2
2.14	vs. #8 Nebraska	W, 6-4
2.14	vs. UNLV	W, 3-1
2.15	vs. Portland State	W, 4-1

Cathedral City Classic (Cathedral City, Calif.)

2.20	vs. Utah	W, 4-3
2.20	vs. Pacific	L, 1-2 (15)
2.21	vs. #8 Stanford	L, 2-4
2.22	vs. Team USA (exhibition)	L, 0-10 (16)

NFCA Leadoff Classic (Columbus, Ga.)

2.27	vs. Northwestern State	W, 2-1
2.27	vs. #6 Georgia	L, 1-7
2.28	vs. Cal State Fullerton	W, 5-4 (8)
2.28	vs. Princeton	W, 10-1 (6)
2.29	vs. #14 Nebraska	W, 1-0
2.29	vs. Georgia Tech	W, 2-1

Florida Atlantic Worth Invitational (Boca Raton, Fla.)

3.6	vs. Florida International	L, 1-2
3.6	vs. Massachusetts	L, 2-4
3.7	vs. North Carolina	W, 2-0
3.7	vs. Florida Atlantic	W, 2-0
3.11	at #4 Florida State	L, 3-4 (10)

Florida State Tournament (Tallahassee, Fla.)

3.12	vs. #11 Michigan	L, 0-3
3.12	vs. Troy State	W, 3-1
3.13	vs. Georgia State	W, 3-2
3.13	vs. Maryland	W, 6-2
3.13	vs. Texas A&M	L, 1-2
3.14	vs. Penn State	W, 1-0
3.14	vs. Florida A&M	W, 8-0 (5)
3.20	Eastern Michigan	W, 2-0
3.20	Eastern Michigan	W, 9-1 (6)
3.23	at Valparaiso	W, 9-0 (6)

Hoosier Invitational (Bloomington, Ind.)

3.27	vs. Saint Louis	W, 4-3
3.27	at Indiana	W, 4-0
3.28	vs. Western Kentucky	W, 2-1
4.1	at Western Michigan	L, 0-2
4.1	at Western Michigan	W, 5-1
4.2	*Connecticut	W, 9-1 (6)
4.2	*Connecticut	W, 10-0 (5)
4.4	*Boston College	W, 5-0
4.4	*Boston College	W, 7-1
4.6	Purdue	L, 3-4 (8)
4.6	Purdue	W, 4-2
4.10	*Syracuse	W, 11-3 (5)
4.10	*Syracuse	W, 8-0 (5)
4.12	at #18 Nebraska	L, 0-1
4.13	at #18 Nebraska	W, 2-0
4.15	Illinois-Chicago	L, 3-4 (10)
4.18	*Providence	W, 1-0
4.18	*Providence	W, 7-1
4.22	at Illinois-Chicago	W, 8-0
4.24	*at Villanova	W, 4-0
4.24	*at Villanova	W, 2-0
4.25	*at Rutgers	W, 8-5
4.25	*at Rutgers	W, 4-2
4.27	DePaul	L, 1-3
4.27	DePaul	W, 2-1
4.30	*Virginia Tech	W, 9-1 (5)
4.30	*Virginia Tech	W, 8-0 (6)
5.2	*Pittsburgh	W, 9-0 (5)
5.2	*at Seton Hall	L, 0-5
5.8	*at Seton Hall	L, 0-1
5.9	*at St. John's	W, 3-0
5.9	*at St. John's	W, 8-1 (8)

BIG EAST Conference Tournament (Syracuse, N.Y.)

5.13	vs. Boston College	W, 4-1
5.14	vs. Seton Hall	L, 1-2 (8)
5.14	vs. Villanova	W, 2-0
5.15	vs. Seton Hall	L, 2-5 (8)

NCAA Tournament (Ann Arbor, Mich.)

5.20	vs. DePaul	W, 8-6
5.22	vs. #6 Michigan	L, 0-1
5.22	vs. Illinois-Chicago	L, 1-2

* BIG EAST contest

2005 (46-15)

Home: 15-2 / Away: 18-3 / Neutral: 13-10
BIG EAST regular season - 1st (16-2)
BIG EAST Tournament - 2nd
Head Coach: Deanna Gump
Captain: Megan Cioli

Gainesville Regional Utilities Classic (Gainesville, Fla.)

2.11	at #19 Florida	L, 2-3
2.11	vs. #21 South Florida	L, 0-5
2.12	vs. Coastal Carolina	W, 2-0
2.12	vs. #21 South Florida	W, 5-1
2.13	at #19 Florida	W, 4-2

Campbell Carrier Tournament (San Diego, Calif.)

2.18	vs. Utah	W, 3-2
------	----------	--------

Cathedral City Classic (Cathedral City, Calif.)

2.25	vs. Loyola Marymount	L, 0-7
2.25	vs. #3 UCLA	L, 1-3
2.26	vs. #20 Pacific	L, 1-9
2.26	vs. Arizona State	L, 1-2
2.27	vs. #5 Tennessee	W, 5-2
3.6	at Loyola Marymount	W, 2-1
3.6	at Loyola Marymount	L, 0-5
3.7	at UC Santa Barbara	W, 1-0

Hawaii Spring Fling (Honolulu, Hawaii)

3.9	vs. Campbell	W, 6-1
3.9	at Hawaii	W, 9-1 (5)
3.10	vs. Virginia	W, 3-1
3.11	vs. Nevada	W, 7-1

Buckeye Invitational (Columbus, Ohio)

3.19	vs. Marshall	L, 4-7
3.20	vs. Oakland	W, 8-0 (5)
3.20	vs. Eastern Michigan	W, 4-1
3.24	Western Michigan	W, 2-1
3.30	Valparaiso	W, 5-0
3.30	Valparaiso	W, 10-0 (5)
3.31	at Loyola-Chicago	W, 10-4
4.4	*at Villanova	W, 4-0
4.4	*at Villanova	W, 2-0
4.5	Eastern Michigan	W, 1-0
4.5	Eastern Michigan	W, 7-5
4.7	Ball State	W, 4-1
4.9	*at Pittsburgh	W, 7-2
4.9	*at Pittsburgh	W, 6-0
4.14	at Illinois-Chicago	W, 4-0
4.16	*at Providence	W, 1-0
4.16	*at Providence	W, 5-4
4.17	*at Connecticut	W, 2-0
4.17	*at Connecticut	W, 3-2 (8)
4.19	at DePaul	W, 2-1
4.19	at DePaul	L, 4-7
4.21	Akron	W, 1-0
4.21	Akron	W, 3-2
4.22	*St. John's	W, 8-0 (5)
4.22	*St. John's	W, 8-0 (5)
4.25	*Seton Hall	L, 1-2 (9)
4.25	*Seton Hall	W, 11-4
4.26	#15 Northwestern	W, 4-3
4.29	*Boston College	W, 8-0 (5)
4.29	*Boston College	L, 4-5 (11)
5.1	*Syracuse	W, 6-1
5.1	*Syracuse	W, 7-3
5.7	*at Rutgers	W, 11-0
5.7	*at Rutgers	W, 7-1
5.10	at Purdue	W, 4-1

BIG EAST Conference Tournament (South Bend, Ind.)

5.12	vs. Villanova	W, 3-0
5.13	vs. Seton Hall	L, 1-2
5.13	vs. Syracuse	W, 4-1
5.14	vs. Seton Hall	L, 1-2 (11)

NCAA Tournament (Notre Dame, Ind.)

5.20	vs. Louisville	W, 3-2
5.21	vs. #18 Northwestern	W, 3-2
5.22	vs. #18 Northwestern	L, 1-4
5.22	vs. #18 Northwestern	L, 3-4

* BIG EAST contest

2006 (42-21)

Home: 16-3 / Away: 14-11 / Neutral: 12-7
BIG EAST regular season - 1st (17-5)
BIG EAST Tournament - 1st
Head Coach: Deanna Gump
Captains: Heather Booth, Sara Schoonaert, Megan Ruthrauff, Mallorie Lenn

UNLV Desert Classic (Las Vegas, Nev.)

2.17	vs. Colorado State	L, 4-5
2.17	vs. BYU	W, 8-3
2.18	vs. #14 Oregon State	L, 0-5
2.18	at UNLV	W, 6-4
2.19	vs. Cal State Fullerton	L, 3-9

Florida International Tournament (Miami, Fla.)

2.24	at Buffalo	W, 1-0
2.24	at Florida International	W, 5-0 (5)
2.25	vs. Memphis	W, 4-1
2.25	at Florida International	L, 4-5

Tulsa Invitational (Tulsa, Okla.)

3.3	vs. #17 Nebraska	L, 2-5 (8)
3.3	at Tulsa	L, 1-2
3.4	vs. Northern Iowa	W, 10-1 (5)
3.4	vs. Kansas	W, 5-2
3.5	vs. Stephen F. Austin	L, 1-2 (8)

at Cal Poly SLO

3.12	at Cal Poly SLO	W, 3-1
3.12	at Cal Poly SLO	W, 1-0

Judi Garman Classic (Fullerton, Calif.)

3.15	at Cal State Fullerton	L, 2-3 (8)
3.16	vs. #10 Arizona State	W, 3-2
3.17	vs. Florida State	W, 1-0
3.18	vs. #4 Texas	L, 3-6
3.19	vs. #7 Alabama	L, 5-6

3.25	at Western Michigan	W, 5-0
3.25	at Western Michigan	W, 2-1 (8)
3.29	Bowling Green	W, 1-0 (11)
4.1	*Connecticut	W, 9-4 (6)
4.1	*Connecticut	W, 2-1 (8)
4.2	*Providence	W, 4-1
4.2	*Providence	W, 8-0
4.4	Eastern Michigan	W, 2-0
4.4	Eastern Michigan	W, 1-0
4.5	Akron	L, 2-4 (8)
4.8	*at Syracuse	L, 1-2
4.8	*at Syracuse	W, 7-5 (10)
4.9	*at Pittsburgh	W, 7-0
4.9	*at Pittsburgh	W, 14-4
4.11	Ball State	W, 6-0
4.13	*DePaul	W, 5-0
4.13	*DePaul	W, 5-0
4.18	at #17 Northwestern	L, 2-3
4.19	Toledo	W, 5-0
4.22	*Villanova	W, 8-7
4.22	*Villanova	W, 8-3
4.23	*Rutgers	W, 8-0
4.23	*Rutgers	W, 7-0
4.26	Purdue	W, 9-1
4.26	Purdue	L, 4-7
4.27	at Valparaiso	W, 6-2
4.29	*at South Florida	W, 7-4
4.29	*at South Florida	L, 3-7
5.1	*at #21 Louisville	L, 1-2 (8)
5.1	*at #21 Louisville	L, 1-10
5.2	Loyola-Chicago	L, 4-6
5.6	*at Seton Hall	W, 4-3
5.6	*at Seton Hall	L, 3-4
5.7	*at St. John's	W, 2-0
5.7	*at St. John's	W, 4-0

BIG EAST Conference Tournament (South Bend, Ind.)

5.13	vs. Providence	W, 4-1
5.14	vs. Pittsburgh	W, 5-0
5.14	vs. #18 Louisville	W, 1-0

NCAA Tournament (Evanston, Ill.)

5.18	UC Santa Barbara	W, 5-2
5.20	vs. #11 Northwestern	L, 0-9 (5)
5.20	vs. Southern Illinois	W, 5-4
5.21	vs. #11 Northwestern	L, 4-7

* BIG EAST contest

Year-By-Year Results

2007 (32-24)

Home: 14-6 / Away: 6-3 / Neutral: 12-15

BIG EAST regular season - 4th (13-7)

BIG EAST Tournament - 2nd

Head Coach: Deanna Gumpf

Captains: Stephanie Brown, Kenya Fuemmeler,

Katie Laing

Tiger Invitational (Auburn, Ala.)

2.16	at Auburn	W, 3-2
2.16	vs. Alabama-Birmingham	L, 0-8 (6)
2.17	vs. Tennessee Tech	W, 6-5
2.17	vs. Tulsa	L, 2-4
2.18	vs. Virginia Tech	L, 0-2

Cathedral City Classic (Cathedral City, Calif.)

2.23	vs. #9 Oklahoma	L, 3-7
2.23	vs. #17 California	L, 5-7
2.24	vs. UNLV	W, 4-3 (8)
2.24	vs. Cal State Fullerton	L, 0-2
2.25	vs. Mississippi	W, 3-1

Jacksonville Tournament (Jacksonville, Fla.)

3.2	vs. Virginia	W, 4-1
3.2	at Jacksonville	W, 7-2
3.3	vs. Virginia	W, 6-3
3.4	vs. Michigan	L, 0-1

Long Beach Invitational (Long Beach, Calif.)

3.11	vs. Eastern Kentucky	W, 10-2
3.11	vs. #12 UCLA	L, 3-9

Judi Garman Classic (Fullerton, Calif.)

3.15	vs. #2 Arizona	L, 0-3
3.16	vs. Fresno State	W, 4-2
3.16	vs. #16 Louisiana-Lafayette	L, 2-4
3.17	vs. #8 Texas	L, 0-3
3.17	vs. Pacific	L, 0-8 (5)

3.22	IUPUI	W, 6-1
3.24	*St. John's	W, 8-0 (6)
3.24	*St. John's	W, 3-0
3.25	*Seton Hall	W, 2-1
3.25	*Seton Hall	W, 9-1 (5)
3.29	Toledo	W, 4-1
3.31	*Pittsburgh	W, 4-0
3.31	*Pittsburgh	W, 4-0
4.1	*Syracuse	W, 7-0
4.1	*Syracuse	W, 10-2 (5)
4.10	Eastern Michigan	L, 1-2
4.14	*at Providence	W, 10-1 (5)
4.14	*at Providence	L, 0-9 (5)
4.17	Western Michigan	W, 9-0 (5)
4.17	Western Michigan	W, 5-1
4.18	Ball State	W, 3-0
4.19	Valparaiso	W, 5-0
4.21	*Louisville	L, 2-8
4.21	*Louisville	L, 0-5
4.22	*South Florida	L, 1-3
4.22	*South Florida	L, 1-3
4.24	*#8 Northwestern	L, 0-12 (5)
4.29	*at #11 DePaul	L, 1-3
4.29	*at #11 DePaul	L, 0-4
5.1	at Loyola-Chicago	W, 5-0
5.5	*at Rutgers	W, 5-2
5.5	*at Rutgers	W, 5-1
5.6	*at Villanova	W, 5-2
5.6	*at Villanova	W, 4-2

BIG EAST Conference Tournament (South Bend, Ind.)

5.10	vs. Connecticut	W, 6-0
5.11	vs. #12 DePaul	W, 8-2
5.12	vs. Louisville	L, 2-3

NCAA Tournament (Evansville, Ill.)

5.18	vs. #25 Illinois State	L, 1-2
5.19	vs. Wright State	W, 3-0
5.19	vs. #25 Illinois State	L, 1-3

* BIG EAST contest

2008 (38-22-1)

Home: 11-3-1 / Away: 15-12 / Neutral: 12-7

BIG EAST regular season - 4th (14-8)

BIG EAST Tournament - 3rd

Head Coach: Deanna Gumpf

Captains: Brittney Bargar, Linda Kohan, Katie Laing

Kajikawa Classic (Tempe, Ariz.)

2.15	vs. Utah	W, 6-2
2.16	vs. Western Kentucky	L, 5-6
2.16	vs. #3 Texas A&M	L, 1-4
2.17	vs. California	W, 4-3

Aquafina Invitational (Gainesville, Fla.)

2.22	vs. Gardner-Webb	L, 2-3
2.22	vs. North Florida	W, 1-0
2.23	at #7 Florida	L, 2-3
2.23	vs. North Florida	W, 1-0
2.24	at #7 Florida	L, 2-5

Worth Invitational (Fullerton, Calif.)

3.1	vs. Pacific	W, 11-3 (5)
3.1	vs. UC Davis	W, 6-5
3.2	at Cal State Fullerton	L, 0-1
3.4	at UC Riverside	W, 8-2

Long Beach Invitational (Lakewood, Calif.)

3.7	vs. #2 UCLA	L, 2-3
3.7	vs. Long Beach State	L, 0-1
3.8	vs. #24 Virginia Tech	W, 2-1
3.8	vs. Cal State Fullerton	W, 1-0

(Long Beach, Calif.)

3.9	vs. Cal State Northridge	W, 3-1
-----	--------------------------	--------

Lowcountry Invitational (Charleston, S.C.)

3.14	vs. Iowson	W, 7-0
3.14	at Charleston Southern	W, 16-2 (5)
3.15	vs. Campbell	W, 5-0
3.15	vs. Iowson	L, 2-6
3.15	at Charleston Southern	W, 10-2 (5)

3.20	at Western Michigan	W, 2-0
3.26	IUPUI	W, 8-0 (5)
3.30	*at #17 DePaul	L, 1-2
3.30	*at #17 DePaul	W, 2-0
4.2	Toledo	W, 2-1
4.5	*at St. John's	W, 5-0
4.5	*at St. John's	W, 8-4 (12)
4.6	*at Seton Hall	W, 12-1 (5)
4.6	*at Seton Hall	W, 6-2
4.9	Eastern Michigan	W, 10-1 (5)
4.9	Eastern Michigan	W, 5-1
4.13	*Villanova	L, 1-4
4.13	*Villanova	W, 10-5
4.14	*Rutgers	W, 1-0
4.14	*Rutgers	L, 4-5
4.15	at #13 Northwestern	L, 0-5
4.16	Wisconsin	W, 11-5
4.19	*at Louisville	W, 3-1 (8)
4.19	*at Louisville	W, 12-5 (5)
4.20	*at South Florida	L, 4-8
4.22	at Purdue	L, 0-1
4.22	at Purdue	W, 3-1
4.24	Loyola-Chicago	W, 4-3 (8)
4.24	Loyola-Chicago	L, 2-2
4.26	*Providence	W, 10-1 (5)
4.26	*Providence	L, 3-5
4.27	*Connecticut	W, 8-5
4.27	*Connecticut	W, 3-2
4.29	at Valparaiso	W, 6-0
5.3	*at Pittsburgh	W, 1-0
5.3	*at Pittsburgh	L, 2-4
5.4	*at Syracuse	W, 8-0
5.4	*at Syracuse	L, 7-8

BIG EAST Conference Tournament (Louisville, Ky.)

5.8	at Louisville	L, 1-3
-----	---------------	--------

NCAA Tournament (Ann Arbor, Mich.)

5.16	vs. Kent State	W, 9-1 (6)
5.17	vs. #6 Michigan	L, 0-8 (5)
5.17	vs. Kent State	L, 6-7 (8)

*BIG EAST contest

2009 (43-17)

Home: 17-5 / Away: 14-8 / Neutral: 12-4

BIG EAST regular season - 2nd (19-4)

BIG EAST Tournament - 1st

Head Coach: Deanna Gumpf

Captains: Brittney Bargar, Linda Kohan

Bama Bash (Tuscaloosa, Ala.)

2.13	at #1 Alabama	L, 1-10 (5)
2.14	vs. East Carolina	W, 2-1
2.14	at #1 Alabama	L, 0-10 (5)
2.15	vs. Wisconsin	L, 0-2

Nike Invitational (Palo Alto, Calif.)

2.20	vs. Sacramento State	W, 4-1
2.20	at #5 Stanford	L, 0-2
2.21	at #5 Stanford	L, 2-5
2.21	vs. Sacramento State	W, 11-0

UNLV Invitational (Las Vegas, Nev.)

3.7	vs. Texas Tech	W, 7-0
3.7	vs. UC Santa Barbara	W, 5-2
3.8	vs. Texas Tech	W, 5-0
3.8	at UNLV	L, 3-5
3.10	at #5 UCLA	L, 1-3

Judi Garman Classic (Fullerton, Calif.)

3.12	vs. Penn State	L, 0-1 (8)
3.12	vs. #9 Oklahoma	W, 4-3
3.13	vs. Pacific	W, 7-3
3.14	vs. #12 Arizona	L, 1-10 (5)
3.15	vs. #6 Arizona State	L, 0-3

3.18	Toledo	W, 15-0 (5)
3.18	Toledo	W, 9-1 (5)
3.22	*St. John's	L, 3-4
3.22	*St. John's	W, 5-4
3.24	Ball State	W, 5-1
3.25	Western Michigan	W, 6-1
3.25	Western Michigan	W, 8-1
3.28	*at Georgetown**	W, 6-4
3.28	*at Georgetown**	W, 8-2
3.29	*at South Florida	W, 3-2
3.29	*at South Florida	W, 6-4
4.1	Northern Illinois	W, 11-4
4.4	*Pittsburgh	L, 2-5
4.5	*Pittsburgh	W, 7-1
4.5	*Seton Hall	W, 9-0 (5)
4.5	*Seton Hall	W, 13-0 (5)
4.8	*#22 DePaul	L, 7-8 (9)
4.8	*#22 DePaul	W, 5-2
4.9	Valparaiso	W, 11-0 (6)
4.9	Valparaiso	W, 17-9 (5)
4.11	*at Connecticut	W, 12-4
4.14	at Wisconsin	W, 5-0
4.14	at Wisconsin	W, 4-2
4.18	*at Villanova	W, 3-0
4.18	*at Villanova	W, 7-1
4.19	*at Rutgers	W, 4-1
4.19	*at Rutgers	W, 4-3
4.22	North Dakota State	L, 1-2
4.22	North Dakota State	W, 5-0
4.26	*Syracuse	W, 4-0
4.26	*Syracuse	W, 6-3
4.30	*at Providence	W, 9-1 (5)
4.30	*at Providence	W, 7-1
5.3	*#18 Louisville	L, 5-6
5.3	*#18 Louisville	W, 7-4

BIG EAST Conference Tournament (Louisville, Ky.)

5.7	vs. St. John's	W, 5-1
5.8	at #17 Louisville	W, 3-0
5.9	vs. #19 DePaul	W, 1-0

NCAA Tournament (Ann Arbor, Mich.)

5.15	vs. Cleveland State	W, 3-1
5.16	vs. #7 Michigan	L, 1-2
5.16	vs. Miami (Ohio)	W, 3-1
5.17	vs. #7 Michigan	L, 0-4

*BIG EAST contest

**delayed on March 28, resumed and completed on May 1.

2010 (47-12)

Home: 19-0 / Away: 12-7 / Neutral: 16-5

BIG EAST regular season - 1st (18-3)

BIG EAST Tournament - 3rd

Head Coach: Deanna Gumpf

Captains: Christine Lux, Katie Fleury

Kajikawa Classic (Tempe, Ariz.)

2.12	vs. Creighton	W, 11-3 (6)
2.12	vs. Oregon	L, 1-4
2.13	vs. Auburn	L, 2-5
2.13	vs. Oregon State	L, 3-7
2.14	vs. #1 Washington	L, 0-5

Mizuno Classic (Hattiesburg, Miss.)

2.20	vs. Louisiana Tech	W, 1-0
2.20	at Southern Miss	W, 7-6
2.21	vs. Stephen F. Austin	W, 3-0

Cavalier Invitational (Newport News, Va.)

2.26	vs. George Washington	W, 8-0 (5)
2.26	vs. Virginia	W, 11-3 (5)
2.27	vs. George Washington	W, 12-0 (5)
2.27	vs. Virginia	W, 9-0

Aten Construction Tournament (Riverside, Calif.)

3.6	vs. #14 Ohio State	W, 12-5
3.6	vs. East Tennessee State	W, 6-1
3.7	at UC Riverside	W, 10-0 (5)

3.10	at Cal State Northridge	W, 3-0
------	-------------------------	--------

Long Beach Invitational (Lakewood, Calif.)

3.12	vs. Buffalo	W, 1-0
3.12	vs. San Diego	L, 1-2
3.13	vs. UNLV	W, 4-1
3.13	vs. Long Beach State	W, 4-2
3.14	vs. Purdue	W, 3-0
3.18	at Western Michigan	W, 13-5 (6)
3.23	Eastern Michigan	W, 9-0 (5)
3.23	Eastern Michigan	W, 9-3
3.24	Toledo	W, 11-0 (5)
3.24	Toledo	W, 8-4
3.27	*at Seton Hall	W, 12-0 (5)
3.27	*at Seton Hall	W, 11-1 (6)
3.28	*at Seton Hall	W, 13-3
3.30	at Loyola-Chicago	L, 0-8 (6)
4.1	*Rutgers	W, 8-0 (6)
4.3	*Rutgers	W, 8-0 (5)
4.10	*South Florida	W, 4-2
4.10	*South Florida	W, 10-1 (5)
4.11	*South Florida	W, 2-0
4.14	*Georgetown	W, 5-0
4.14	*Georgetown	W, 3-2
4.14	Cleveland State	W, 8-0 (6)
4.17	*at #25 Louisville	W, 5-0
4.17	*at #25 Louisville	L, 1-4
4.18	*at #25 Louisville	W, 3-1
4.21	Valparaiso	W, 7-6
4.22	*at DePaul	L, 6-7 (8)
4.22	*at DePaul	L, 2-15 (5)
4.24	*Villanova	W, 8-0 (5)
4.24	*Villanova	W, 11-3 (5)
4.25	*Villanova	W, 10-0 (5)
4.28	Bowling Green	W, 4-1
4.28	Bowling Green	W, 10-5
4.29	Wisconsin	W, 11-3 (5)
5.8	*at St. John's	W, 6-3
5.8	*at St. John's	W, 10-2 (6)
5.9	*at St. John's	W, 12-2 (6)

BIG EAST Conference Tournament (Louisville, Ky.)

5.13	vs. Providence	W, 6-2
5.14	at Louisville	L, 2-5

NCAA Tournament (Ann Arbor, Mich.)

5.21	vs. Illinois State	W, 10-0 (8)
5.22	vs. #2 Michigan	L, 0-8 (5)
5.22	vs. Wright State	W, 6-5
5.23	vs. #2 Michigan	L, 2-12

*BIG EAST contest

2011 (46-11)

Home: 18-2 / Away: 14-3 / Neutral: 14-6

BIG EAST regular season - 1st (19-1)

BIG EAST Tournament - 3rd

Head Coach: Deanna Gumpf

Captain: Heather Johnson

UCF Invitational (Orlando, Fla.)

2.18	vs. Miami (Ohio)	W, 3-2
2.18	at UCF	W, 5-3
2.19	vs. Illinois-Chicago	W, 4-1
2.19	vs. Delaware	W, 11-1 (5)
2.20	vs. Miami (Ohio)	W, 4-1

Cougar Classic (Charleston, S.C.)

2.26	at College of Charleston	W, 2-0
2.26	vs. Iowa State	W, 1-0
2.27	vs. Marist	W, 10-1 (5)
2.27	vs. Liberty	W, 6-4

Diamond 9 Citrus Classic (Buena Vista, Fla.)

3.4	vs. Longwood	L, 2-0
3.4	vs. #1 Alabama	L, 4-1
3.5	vs. North Carolina	W, 4-3 (8)
3.5	vs. Maryland	W, 5-3
3.6	vs. Fordham	W, 6-0
3.13	at Cal Poly	W, 4-1
3.13	at Cal Poly	W, 2-0

Judi Garman Classic (Fullerton, Calif.)

3.16	vs. #9 Oklahoma	W, 2-1
3.16	at Cal State Fullerton	L, 10-0 (5)
3.17	vs. #19 Louisiana-Lafayette	L, 5-1
3.18	vs. New Mexico	W, 5-0
3.18	vs. #4 Washington	L, 7-4
3.19	vs. #5 Michigan	L, 9-4
3.25	Northern Illinois	W, 4-1
3.29	Western Michigan	L, 3-2
3.31	Purdue	W, 7-5
4.2	*Providence	W, 12-4 (5)
4.2	*Providence	W, 7-3
4.3	*Providence	W, 9-0 (5)
4.5	at Wisconsin	W, 9-1 (6)
4.7	Butler	W, 5-0
4.7	Butler	W, 6-1
4.10	*at Syracuse	W, 9-2
4.10	*at Syracuse	W, 7-4
4.12	Bowling Green	W, 10-2 (6)
4.12	Bowling Green	W, 8-5
4.13	Loyola-Chicago	W, 8-0 (6)
4.16	*Louisville	W, 8-5
4.17	*Louisville	W, 4-3
4.17	*Louisville	L, 9-6
4.21	*at Villanova	W, 2-1
4.21	*at Villanova	W, 10-8
4.27	*at USE	W, 1-0
4.27	*at USE	W, 5-0
4.30	*St. John's	W, 10-3
4.30	*St. John's	W, 11-1 (5)
5.1	*St. John's	W, 14-0 (5)
5.3	Valparaiso	W, 10-2 (6)
5.4	*Pittsburgh	W, 8-1
5.4	*Pittsburgh	W, 8-0 (6)
5.7	*at Connecticut	W, 8-4
5.7	*at Connecticut	W, 9-0 (5)
5.8	*at Connecticut	W, 14-11

BIG EAST Conference Tournament (Louisville, Ky.)

5.12	vs. Providence	W, 6-4
5.13	at Louisville	L, 6-0

NCAA Tournament (Ann Arbor, Mich.)

5.20	vs. #21 Kentucky	L, 8-0 (5)
5.21	at Western Michigan	W, 4-0
5.21	vs. #2 Michigan	L, 9-8

*BIG EAST contest

Wins vs. Top 25 (57)

Wins vs. Top 5: 5

vs. Top 10: 19

vs. Top 20: 41

Longest winning streak: 8 (4.26.00 - 3.15.01)

Most wins in single season: 9 (2001) (by rank)

4.23.02	at #4 Nebraska	W, 3-2
2.17.01	vs. #4 Washington	W, 3-2
3.13.95	at #5 Cal State Fullerton	W, 1-0
5.21.99	vs. #5 Michigan	W, 1-0
2.27.05	vs. #5 Tennessee	W, 5-2
2.19.99	at #6 South Florida	W, 2-0
3.18.00	vs. #6 Oklahoma	W, 4-2
3.15.01	vs. #7 Fresno State	W, 4-2
2.14.04	vs. #8 Nebraska	W, 6-4
3.16.11	vs. #9 Oklahoma	W, 2-1
3.27.92	vs. #9 South Carolina	W, 4-1
2.20.98	vs. #9 Kansas	W, 7-2
3.12.09	vs. #9 Oklahoma	W, 4-3
3.14.96	at #9 Florida State	W, 1-0
2.26.95	vs. #10 Michigan	W, 4-3 (9)
3.17.01	vs. #10 Arizona State	W, 5-1
4.19.01	at #10 DePaul	W, 7-6
4.19.01	at #10 DePaul	W, 5-1
3.16.06	vs. #11 Arizona State	W, 3-2
2.27.98	vs. #11 South Carolina	W, 5-2
5.11.07	vs. #12 DePaul	W, 8-2
2.28.97	vs. #13 SW Louisiana State	W, 4-2 (9)
5.19.01	vs. #13 DePaul	W, 8-1
3.3.96	vs. #14 Texas A&M	W, 1-0
2.29.04	vs. #14 Nebraska	W, 3-1
3.6.10	vs. #14 Ohio State	W, 12-5
5.18.02	vs. #15 Oregon State	W, 2-0
4.26.05	#15 Northwestern	W, 4-3
3.18.00	vs. #16 Louisiana-Lafayette	W, 4-2
3.30.08	*at #17 DePaul	W, 3-0
5.8.09	at #17 Louisville	W, 2-0
3.8.96	vs. #18 Illinois-Chicago	W, 10-2
2.18.01	vs. #18 South Carolina	W, 1-0
5.2.02	#18 DePaul	W, 3-1
4.13.04	at #18 Nebraska	W, 2-0
5.21.05	vs. #18 Northwestern	W, 3-2
5.14.06	vs. #18 Louisville	W, 1-0
5.3.09	*vs. #18 Louisville	W, 7-4
3.24.96	#19 Indiana	W, 4-0
3.24.96	#19 Indiana	W, 4-3 (8)
2.13.05	at #19 Florida	W, 4-2
5.9.09	vs. #19 DePaul	W, 1-0
3.8.96	vs. #21 Oklahoma State	W, 7-0
2.12.05	vs. #21 South Florida	W, 5-1
4.26.00	#22 Illinois-Chicago	W, 4-0
4.26.00	#22 Illinois-Chicago	W, 7-1
5.18.00	vs. #22 Illinois-Chicago	W, 2-0
5.16.02	*vs. #22 Iowa	W, 3-2
4.8.09	*vs. #22 DePaul	W, 5-2
3.11.94	vs. #24 Robert Morris	W, 18-0
3.11.01	at #24 Cal State Northridge	W, 5-1
3.8.08	at #24 Cal State Northridge	W, 7-3
3.3.95	vs. #24 Virginia Tech	W, 2-1
2.17.02	vs. #25 Minnesota	W, 8-0
4.17.10	*at #25 South Florida	W, 5-3
4.18.10	*at #25 Louisville	W, 5-0
	*at #25 Louisville	W, 3-1

(*) indicates conference contest

(vs.) indicates neutral or postseason contest

Irish in the NCAA Tournament

Notre Dame has appeared in the NCAA Tournament 16 times overall, making its 13th consecutive appearance following the 2011 regular season. The Irish have advanced to the final day of regional action six times. They were eliminated on the final day by Iowa in 2001, Northwestern in 2005 and 2006 and Michigan in 1995, 2009 and 2010.

Liz Miller guided the Irish to their first NCAA appearance and returned five more times. Deanna Gumpf has steered her Irish squads to 10 NCAA trips in as many seasons.

Notre Dame has an overall record of 24-32 (.429) in the NCAA Tournament through 16 trips. The program registered three of those wins in one of the more memorable showdowns at the NCAA's in 2001.

• The Irish have traveled exclusively to Big Ten regional sites since they began to qualify for NCAA regional play ... Indiana (1994), Iowa (2001-02), Michigan (1995-96, 1999-2000, 2003-04, 2008-11) and Northwestern (2006-07) have hosted the Irish in regional competition ... Notre Dame played host to its first regional at Ivy Field in 2005.

• First appearance (1994 - Bloomington, Ind.): The Irish faced top-seeded Indiana in the first game of the tournament and dealt the Hoosiers a 3-0 defeat in eight innings ... the host team avenged the loss one day later with an 8-0 victory.

• First pitching victory (1994 - Terri Kobata): Arguably the greatest pitcher in Notre Dame softball history, Kobata won the first NCAA Tournament game for the Irish with a two-hit, nine strikeout performance against Indiana in 1994.

• First No. 1 seed (2001) - Notre Dame was ranked as high as seventh in the nation during the 2001 campaign and earned the team's first NCAA Tournament number-one seed ... the team could not host the event that season, however, and would bow out on the final day of the tournament to No. 2 Iowa on the Hawkeye's home field.

• First no-hitter (2008) - Nine runs on seven hits by the Irish offense and pitcher Brittney Bargar's second no-hitter in as many weeks gave the second-seeded Irish a victory over third-seeded Kent State in six innings to open the 2008 tournament in Ann Arbor ... the 9-1 decision marked the fourth no-hitter of Bargar's career but the second in which the hurler allowed a run ... it was the 36th no-hitter in school history and the first for Notre Dame in the NCAA Tournament, also giving Bargar the honor of becoming the first Irish pitcher to record 30 wins in a season.

• Three-In-One (2008) - In the 2008 opener against Kent State, Linda Kohan and Katie Fleury were joined in the home run department by Christine Lux, with each of the three bombs coming in the game's third inning ... it was the second time in school history the Irish hit three home runs in the same inning - a feat last accomplished exactly one month prior against Wisconsin (April 16) by the same trio.

NOTRE DAME SINGLE-GAME NCAA RECORDS

Innings Pitched

12.0	1994	Terri Kobata	vs. Illinois-Chicago
8.0	2003	Heather Booth	vs. Missouri
8.0	1994	Terri Kobata	vs. Indiana (1)
7.2	2008	Brittney Bargar	vs. Kent State (2)
7.0	2005	Heather Booth	vs. Northwestern (1)
7.0	2004	Heather Booth	vs. DePaul
7.0	2002	Steffany Stenglein	vs. Oregon State (2)
7.0	2002	Steffany Stenglein	vs. Iowa
7.0	2001	Kristin Schmidt	vs. DePaul
7.0	2001	Kristin Schmidt	vs. Illinois State
7.0	1999	Jennifer Sharron	vs. Michigan
7.0	2000	Jennifer Sharron	vs. Illinois-Chicago
7.0	2006	Heather Booth	vs. UC Santa Barbara
7.0	2006	Heather Booth	vs. Southern Illinois

Strikeouts

15 (12.0 IP)	1994	Terri Kobata	vs. Illinois-Chicago
12 (7.0 IP)	2006	Heather Booth	vs. Southern Illinois
11 (7.0 IP)	2001	Kristin Schmidt	vs. Illinois State
9 (8.0 IP)	1994	Terri Kobata	vs. Indiana (1)
8 (8.0 IP)	2010	Jody Valdivia	vs. Illinois State
7 (7.2 IP)	1995	Terri Kobata	vs. Illinois-Chicago (2)
6 (5.0 IP)	2001	Jennifer Sharron	vs. Western Illinois

Hits Allowed

0 (6.0 IP)	2008	Brittney Bargar	vs. Kent State (1)
1 (5.0 IP)	2001	Jennifer Sharron	vs. Western Illinois
2 (7.0 IP)	2002	Steffany Stenglein	vs. Oregon State (2)
2 (7.0 IP)	2001	Kristin Schmidt	vs. DePaul
2 (8.0 IP)	1994	Terri Kobata	vs. Indiana (1)
2 (5.0 IP)	2003	Heather Booth	vs. Oakland
3 (7.0 IP)	2000	Jennifer Sharron	vs. Illinois-Chicago
3 (7.0 IP)	1999	Jennifer Sharron	vs. Michigan
3 (6.1 IP)	2002	Steffany Stenglein	vs. Nebraska
3 (6.0 IP)	2004	Heather Booth	vs. Illinois-Chicago
3 (6.0 IP)	2000	Jennifer Sharron	vs. DePaul
4 (7.0 IP)	2001	Kristin Schmidt	vs. Illinois State
4 (12.0 IP)	1994	Terri Kobata	vs. Illinois-Chicago
4 (6.0 IP)	1995	Terri Kobata	vs. Illinois-Chicago (1)
4 (6.0 IP)	2004	Steffany Stenglein	vs. Michigan

Hits

4	2006	Meagan Ruthrauff	vs. Northwestern (2)
4	1995	Andrea Keys	vs. Illinois-Chicago (2)
3	2011	Katie Fleury	vs. Michigan
3	2010	Christine Lux	vs. Illinois State
3	2009	Beth Northway	vs. Miami (Ohio)
3	2008	Linda Kohan	vs. Kent State (2)
3	2008	Katie Fleury	vs. Kent State (1)
3	2004	Megan Ciolli	vs. DePaul

3	2001	Jennifer Sharron	vs. Iowa (2)
3	2001	Andria Bledsoe	vs. DePaul
3	2001	Jennifer Sharron	vs. DePaul
3	2001	Melanie Alkire	vs. Western Illinois
3	1999	Lizzy Lemire	vs. Nebraska (2)
3	1995	Katie Marten	vs. Michigan (1)
3	1995	Jenna Knudson	vs. Illinois-Chicago (2)
3	1995	Katie Marten	vs. Illinois-Chicago (2)

RBI

4	2008	Linda Kohan	vs. Kent State (1)
4	2006	Meagan Ruthrauff	vs. UC Santa Barbara
4	2001	Melanie Alkire	vs. Western Illinois
3	2007	Linda Kohan	vs. Wright State
3	1995	Jenna Knudson	vs. Illinois-Chicago (2)

Home Runs

1	2011	Brianna Jorgensborg	vs. Western Michigan
1	2011	Dani Miller	vs. Michigan
1	2010	Heather Johnson	vs. Michigan (2)
1	2009	Heather Johnson	vs. Michigan (1)
1	2009	Erin Marrone	vs. Miami (Ohio)
1	2009	Dani Miller	vs. Cleveland State
1	2008	Christine Lux	vs. Kent State (1)
1	2008	Linda Kohan	vs. Kent State (1)
1	2008	Katie Fleury	vs. Kent State (1)
1	2006	Katie Laing	vs. Northwestern (2)
1	2006	Meagan Ruthrauff	vs. Northwestern (2)
1	2006	Meagan Ruthrauff	vs. UC Santa Barbara
1	2005	Mallorie Lenn	vs. Northwestern (3)
1	2003	Liz Hartmann	vs. Michigan
1	2003	Andrea Loman	vs. Oakland
1	2003	Mallorie Lenn	vs. Oakland
1	2002	Lisa Mattison	vs. Nebraska
1	2002	Jarrah Myers	vs. Oregon State (2)
1	2002	Andrea Loman	vs. Iowa
1	2001	Jennifer Sharron	vs. Iowa (2)
1	2001	Melanie Alkire	vs. Western Illinois

Stolen Bases

2	2008	Beth Northway	vs. Kent State (2)
2	1995	Katie Marten	vs. Illinois-Chicago (1)

Walks

2	2011	Amy Buntin	vs. Western Michigan
2	2011	Brianna Jorgensborg	vs. Michigan
2	2008	Linda Kohan	vs. Kent State (1)
2	1995	Elizabeth Perkins	vs. Michigan (2)
2	1995	Sara Hayes	vs. Illinois-Chicago (2)

(x) - indicates first, second or third game played against team

Notre Dame in the BIG EAST Championship

1996 - at Chestnut Hill, Mass. / 1-seed

5.4	vs. Providence	W, 3-2
5.4	vs. Connecticut	L, 0-3
5.5	vs. Villanova	W, 4-0
5.5	vs. Connecticut	W, 6-3
5.5	vs. Connecticut	L, 0-1

1997 - at Storrs, Conn. / 1-seed

5.3	vs. Boston College	L, 1-3
5.4	vs. Rutgers	W, 11-8
5.5	vs. Connecticut	L, 1-2

1998 - at Notre Dame, Ind. / 1-seed

5.2	vs. Connecticut	L, 1-4
5.2	vs. Rutgers	L, 0-1

1999 - at Storrs, Conn. / 1-seed

5.8	vs. Connecticut	W, 4-1
5.8	vs. Boston College	W, 9-4
5.9	vs. Seton Hall	W, 5-1

2000 - at Chestnut Hill, Mass. / 1-seed

5.5	vs. Boston College	W, 5-2
5.6	vs. Connecticut	W, 5-0
5.7	vs. Connecticut	W, 7-0

2001 - at Villanova, Pa. / 1-seed

5.10	vs. Seton Hall	L, 1-2
5.11	vs. Villanova	L, 0-1

2002 - at Salem, Va. / 1-seed

5.9	vs. Virginia Tech	L, 3-8
5.10	vs. Syracuse	W, 5-4
5.10	vs. Villanova	W, 6-4
5.11	vs. Virginia Tech	W, 2-1
5.11	vs. Virginia Tech	W, 3-1

2003 - at Salem, Va. / 1-seed

5.8	vs. Seton Hall	W, 9-0
5.9	vs. Villanova	W, 9-7
5.9	vs. Villanova	W, 3-2 (9)

2004 - at Syracuse, N.Y. / 1-seed

5.13	vs. Boston College	W, 4-1
5.14	vs. Seton Hall	L, 1-2 (8)
5.14	vs. Villanova	W, 2-0
5.15	vs. Seton Hall	L, 2-5 (8)

2005 - at South Bend, Ind. / 1-seed

5.12	vs. Villanova	W, 3-0
5.13	vs. Seton Hall	L, 1-2
5.13	vs. Syracuse	W, 4-1
5.14	vs. Seton Hall	L, 1-2 (11)

2006 - at South Bend, Ind. / 3-seed

5.13	vs. Providence	W, 4-1
5.1	vs. Pittsburgh	W, 5-0
5.14	vs. Louisville	W, 1-0

2007 - at South Bend, Ind. / 4-seed

5.10	vs. Connecticut	W, 6-0
5.11	vs. DePaul	W, 8-2
5.12	vs. Louisville	L, 2-3

2008 - at Louisville, Ky. / 4-seed

5.8	vs. Louisville	L, 1-3
-----	----------------	--------

2009 - at Louisville, Ky. / 2-seed

5.7	vs. St. John's	W, 5-1
5.8	vs. Louisville	W, 3-0
5.9	vs. DePaul	W, 1-0

2010 - at Louisville, Ky. / 2-seed

5.13	vs. Providence	W, 6-2
5.14	vs. Louisville	L, 2-5

2011 - at Louisville, Ky. / 1-seed

5.12	vs. Providence	W, 6-4
5.13	vs. Louisville	L, 0-6

- The BIG EAST Conference has sponsored a softball championship tournament since 1990.
- The top eight teams in the final regular-season conference standings advance to the championship, and the winner of the now single-elimination tournament receives the conference's automatic bid to the 2010 NCAA Tournament.
- Notre Dame has won the league championship title six times, with each of the six victories coming in the last 13 seasons ... the Irish joined the BIG EAST in 1996.
- Two of Notre Dame's most notable tournament runs occurred at Salem, Va., ... in 2002, the Irish rallied from a first-day loss to win four straight games to claim the tournament title in Deanna Gumpf's first season ... the next season the Irish utilized a walk-off home run by Andrea Loman in the bottom of the ninth inning to capture their second straight league title ... bolstered by that home run, Loman became the third BIG EAST player to earn the tournament's Most Outstanding Player trophy two times (UConn's Bridgett McCaffery and Janna Venice also earned the award twice) and joined McCaffery as just the second BIG EAST player to claim the award in back-to-back tournaments.
- In 2006, behind the strong pitching of senior hurler Heather Booth, the Irish won their three tournament games over Providence, Pittsburgh and No. 18 Louisville by the combined score of 10-1 ... Booth started and threw complete games in all three games of the tournament, including a one-hit shutout of No. 18 Louisville in the championship game ... for her efforts, Booth was named the 2006 Most Outstanding Player.
- The 2007 BIG EAST Championship was hosted in South Bend, Ind., for the third time in as many seasons ... the tournament was played at the Belleville Softball Complex.
- Notre Dame beat three teams - St. John's, No. 17 Louisville and No. 19 DePaul - without allowing an earned run en route to claiming the program's sixth BIG EAST Tournament title in 2009 ... not only did Notre Dame hand Louisville just its second home loss of the season, but the Irish became the only team to blank the Cardinals on the year ... it was the first time Notre Dame beat ranked opponents in two consecutive contests since 2005 and the first time the Irish beat a pair of top-20 teams on consecutive tries since 2000 ... Brittney Bargar, who was named the tournament's Most Outstanding Player, earned two shutout wins while giving up eight hits.
- Notre Dame will host the 2012 BIG EAST Championship at Melissa Cook Stadium from May 10-12.

Championship Results

Year	Champion	Coach	Score	Runner-up	Site
2011	Syracuse	Leigh Ross	1-0	Louisville	Louisville, Ky.
2010	Syracuse	Leigh Ross	2-1	Louisville	Louisville, Ky.
2009	Notre Dame	Deanna Gumpf	1-0	DePaul	Louisville, Ky.
2008	DePaul	Eugene Lenti	4-1	South Florida	Louisville, Ky.
2007	Louisville	Sandy Pearsall	3-2	Notre Dame	South Bend, Ind.
2006	Notre Dame	Deanna Gumpf	1-0	Louisville	South Bend, Ind.
2005	Seton Hall	Ray VanderMay	2-1 (11)	Notre Dame	South Bend, Ind.
2004	Seton Hall	Ray VanderMay	5-2 (8)	Notre Dame	Syracuse, N.Y.
2003	Notre Dame	Deanna Gumpf	3-2 (9)	Villanova	Salem, Va.
2002	Notre Dame	Deanna Gumpf	3-1	Virginia Tech	Salem, Va.
2001	Connecticut	Karen Mullins	3-0	Seton Hall	Villanova, Pa.
2000	Notre Dame	Liz Miller	7-0	Connecticut	Chestnut Hill, Mass.
1999	Notre Dame	Liz Miller	5-1	Seton Hall	Storrs, Conn.
1998	Boston College	Jennifer Finley	6-1	Connecticut	Notre Dame, Ind.
1997	Boston College	Jennifer Finley	9-1	Connecticut	Storr, Conn.
1996	Connecticut	Karen Mullins	1-0	Notre Dame	Chestnut Hill, Mass.
1995	Connecticut	Karen Mullins	3-1	Providence	Jamaica, N.Y.
1994	Providence	Jennifer Finley	1-0	Connecticut	Jamaica, N.Y.
1993	Connecticut	Karen Mullins	9-0	Villanova	Storrs, Conn.
1992	Connecticut	Karen Mullins	2-1	Providence	Storrs, Conn.
1991	Connecticut	Karen Mullins	2-0	Boston College	Chestnut Hill, Mass.
1990	Connecticut	Karen Mullins	2-0	St. John's	Chestnut Hill, Mass.

Notre Dame's BIG EAST Championship Most Outstanding Players

2009	Brittney Bargar
2006	Heather Booth
2003	Andrea Loman
2002	Andrea Loman
2000	Melanie Alkire
1999	Jennifer Sharon

Irish Record vs. Opponents in BIG EAST Championship

vs. Boston College	3-1
vs. Connecticut	5-4
vs. DePaul	2-0
vs. Louisville	2-4
vs. Providence	4-0
vs. Pittsburgh	1-0
vs. Rutgers	1-1
vs. St. John's	1-0
vs. Seton Hall	2-5
vs. Syracuse	2-0
vs. Villanova	6-1
vs. Virginia Tech	2-1

All-Time Roster

Mon.	Name	Pos.	Years	Hometown	Career Statistics
****	Alford, Staci	P	1990-93	Baton Rouge, La.	48-27, 10 S, 116 GP, 571.2 IP, 1.29 ERA, 369 K
****	Alkire, Melanie	SS/P	1998-2001	Union City, Calif.	340 BA, 238 GP, 260 H, 30 HR, 167 RBI, 143.2 IP
**	Allen, Korrie	C	1995-98	Carol Stream, Ill.	219 BA, 127 GP, 128 AB, 30 R, 28 H, 17 RBI
****	Alvarez, Ronny	P/OF	1990-93	Temperance, Mich.	219 BA, 200 GP, 461 AB, 69 R, 4-1, 3.61 IP
****	Barnas, Aimee	1B/U	1991	Chicago, Ill.	1 GP
****	Bargar, Brittney	RHP	2006-09	Corona, Calif.	92-51, 172 G, 137 GS, 99 CG, 27 SHO, 45V, 931.0 IP, 819 K, 1.92 ERA
****	Battersby, Joy	P	1994-97	Morris, Ill.	45-34, 99 GP, 83 GS, 491 IP, 2.24 ERA, 217 K
****	Bessolo, Angela	P	1996-99	Lakewood, Calif.	53-31, 125 GP, 85 S, 562.2 IP, 445 SO, 1.68 ERA
****	Bledsoe, Andria	3B/SS	2000-03	Higley, Ariz.	310 BA, 234 GP, 209 H, 14 HR, 125 RBI, 33 SB
****	Booth, Heather	RHP	2003-06	Riverside, Calif.	96-39, 163 GP, 135 GS, 87 CG, 32 SHO, 6.5V, 901.1 IP, 845 K, 1.65 ERA
*	Boulac, Dawn	1B/P	1989	South Bend, Ind.	209 BA, 51 GP, 134 AB, 10 R, 28 H, 13 RBI
***	Boulac, Debbie	3B	1990-93	South Bend, Ind.	206 BA, 153 GP, 398 AB, 24 R, 82 H, 30 RBI
**	Bowe, Jackie	P	2010-present	Portage, Mich.	215 BA, 51 GP, 65 AB, 4-3, 54.0 IP, 2.46 ERA
**	Brandenburger, Kara	P/OF	1993-94	West Sacramento, Calif.	356 BA, 242 GP, 242 GS, 778 AB, 166 R, 277 H, 35 SB, 3 1B, 19 HR, 78 RBI, 55 SB
****	Brown, Stephanie	OF/2B	2004-07	Chandler, Ariz.	--
**	Buntin, Amy	C	2010-present	Franklin, Tenn.	--
****	Colli, Megan	OF	2002-05	Terre Haute, Ind.	368 BA, 242 GP, 241 GS, 284 H, 161 R, 37 2B, 13 HR, 76 SB
****	Clay, Alexia	C	2008-11	Rochester, Ind.	304 BA, 159 GP, 143 GS, 392 AB, 80 R, 119 H, 23 2B, 5 3B, 15 HR, 83 RBI
****	Cline, Michelle	2B/SS	1992-95	Pittsburgh, Pa.	197 BA, 188 GP, 223 AB, 42 R, 44 H, 21 RBI
****	Connoyer, Christy	2B/SS	1991-94	Bethalto, Ill.	285 BA, 217 GP, 643 AB, 183 H
*	Cook, Melissa	2B/SS	1991-92	Merriville, Ind.	210 BA, 42 GP, 62 AB, 8 R, 13 H
***	Crossen, Rachel	OF	1989-91	Davenport, Iowa	261 BA, 145 GP, 399 AB, 66 R, 104 H, 53 RBI
****	Cunningham, Dawn	2B/SS	1996-98	Bethalto, Ill.	184 BA, 156 GP, 207 AB, 57 R, 38 H, 19 SB
****	DeAlcuz, Chantal	C	2001-03	Modesto, Calif.	44 GP, 26 AB, 4 R, 1 H, 1 RBI
***	DeFau, Nicole	IF/OF	2001-04	Southington, Conn.	264 BA, 221 GP, 131 GS, 82 R, 98 H, 14 2B, 32 RBI, 26 SB
*	Dell-Aria, Annie	C/DP	2002	Fairfax, Va.	301 BA, 29 GP, 43 AB, 13 H, 7 RBI, 1 HR
****	Dwyer, Kelly	1B	1991	Harrisburg, Ind.	1 GP, 1 BB
**	Eimen, Rebecca	2B/SS	1999-2000	Manford, Okla.	248 BA, 102 GP, 101 AB, 44 R, 25 H, 11 RBI
****	Ellis, Ashley	OF	2007-08	Pikeville, Tenn.	261 BA, 89 GP, 64 GS, 184 AB, 32 R, 48 H, 7 HR, 31 RBI, 73 TB
****	Farrell, Christine	P/U	2006-09	La Habra, Calif.	70 GP, 27 R, 14 SB, 16 SBA
**	Faust, Mia	1B/DP	1989	Wanaque, N.J.	270 BA, 54 GP, 141 AB, 25 R, 38 H, 19 RBI
****	Fay, Megan	OF	1989-91	Westboro, Mass.	300 BA, 154 GP, 457 AB, 79 R, 137 H, 58 RBI
****	Fleury, Katie	SS	2008-11	San Jose, Calif.	295 BA, 232 GP, 231 GS, 658 AB, 163 R, 194 H, 35 2B, 7 3B, 20 HR, 96 RBI, 46 SB
****	Folsom, Amy	C	1989-92	Sioux Falls, S.D.	236 BA, 201 GP, 530 AB, 44 R, 125 H, 39 RBI
****	Fuemmeler, Kenya	P/U	2004-07	Salisbury, Mo.	10-9, 45 APP, 16 GS, 3 SV, 130.1 IP, 121 H, 66 R, 242 B/AWG, 109 K
****	Giampaolo, Jennifer	C	1995-98	San Marino, Calif.	333 BA, 201 GP, 654 AB, 117 R, 218 H, 41 SB
****	Glasco, Erin	C	2006-07	Johnson City, Ill.	209 BA, 98 GP, 10 R, 49 H, 8 2B, 3 HR, 25 RBI, 66 TB, 281 SLG
****	Glynn, Brittany	OF	2005-07	Seymour, Conn.	240 BA, 90 GP, 27 R, 25 H, 1 HR, 3 RBI, 45 SB, 3 PO
****	Goetz, Liz	3B	1992-95	Brookport, N.Y.	256 BA, 157 GP, 270 AB, 26 R, 69 H
*	Goodwin, Tammy	OF	1989	South Bend, Ind.	233 BA, 43 GP, 90 AB, 14 R, 21 H, 8 RBI
**	Grimmer, Angie	OF	1999-2000	Crown Point, Ind.	240 BA, 62 GP, 26 AB, 16 R, 6 H, 6 RBI
****	Haus, Katey	IF	2012-present	Oceanside, Calif.	--
****	Harter, Kim	C	1991	Colts Neck, N.J.	8 GP, 3 AB, 2 R, 1 BB
****	Hartmann, Liz	OF/3B	2002-05	Novato, Calif.	247 BA, 237 GP, 235 GS, 161 H, 28 2B, 27 HR, 131 RBI, 195 A
****	Hayes, Sara	C/3B	1992-95	Rancho Santa Fe, Calif.	338 BA, 232 GP, 720 AB, 243 H, 26 HR, 137 RBI
****	Heller, Monica	C/3B	1989	Normal, Ill.	174 BA, 19 GP, 23 AB, 2 R, 4 H, 2 RBI, 4 BB
****	Huag, Kas	DP/U	1999-2002	Wallingford, Conn.	188 BA, 202 GP, 244 AB, 46 H, 23 RBI
****	Hufnagle, Gessica	C	2004-07	Middlebury, Ind.	235 BA, 194 GP, 332 AB, 52 R, 78 H, 4 2B, 13 HR, 42 RBI, 13 SB
****	Jagusch, Carissa	C/DP	2004-07	Highland, Calif.	209 BA, 176 GP, 354 AB, 42 R, 74 H, 14 2B, 4 3B, 4 HR, 34 RBI
****	Johnson, Heather	IF	2007-11	Los Alamitos, Calif.	354 BA, 243 GP, 243 GS, 700 AB, 92 R, 248 H, 51 2B, 13 3B, 21 HR, 214 RBI
****	Jorgensborg, Brianna	OF	2008-11	Thousand Oaks, Calif.	277 BA, 212 GP, 192 GS, 466 AB, 93 R, 129 H, 20 2B, 7 3B, 20 HR, 86 HR
****	Kelly, Erinn	P/1B	1990-91	Binghamton, N.Y.	7 GP, 1 AB, 1 R
****	Kelly, Shannon	P/C/U	2008-11	Pembroke Pines, Fla.	193 BA, 28 GP, 9 GS, 5 H, 3 RBI, 7 APP, 7.27 ERA, 4 K
****	Keys, Andrea	C/1B	1992-95	Ballwin, Mo.	264 BA, 206 GP, 151 H, 10 R, 11 3B
*	King, Tara	RF/1B/2B	1997-98	Overland Park, Kan.	327 BA, 71 GP, 150 AB, 49 H, 24 RBI
****	Kirkman, Sarah	DP/OF	1998-2001	Kokomo, Ind.	138 BA, 65 AB, 9 H, 77 GP, 5 RBI
****	Klayman, Danielle	LF/CF	1998-2001	San Diego, Calif.	294 BA, 237 GP, 186 H, 62 RBI, 30 2B, 39 SB
****	Kmak, Ruth	SS	1989-92	Tinley Park, Ill.	252 BA, 221 GP, 632 AB, 80 R, 159 H, 47 RBI
****	Knudson, Jenna	3B/RF	1993-96	Wichita, Kan.	273 BA, 213 GP, 556 AB, 42 R, 152 H, 73 RBI
****	Kobata, Terri	P	1993-96	Villa Park, Calif.	79-15, 630.1 IP, 105 GP, 0.63 ERA, 907 K
****	Koerner, Emilee	OF	2012-present	Tustin, Calif.	--
***	Kollar, Andrea	2B	1993, 95-96	Westerville, Ohio	270 BA, 155 GP, 74 AB, 44 R, 20 H, 6 RBI
****	Kohan, Linda	IF	2006-2009	Westminster, Calif.	282 BA, 236 GS, 641 AB, 87 R, 181 H, 90 BB, 23 HR, 119 RBI
*	Kotcheff, Alexander	OF	2006	Los Angeles, Calif.	274 BA, 32 GP, 15 R, 26 H, 2 2B, 5 RBI
****	Kriech, Jenny	OF	1999-2002	Indianapolis, Ind.	339 BA, 242 GP, 790 AB, 158 R, 268 H, 45 2B, 19 3B
****	Laboe, Amy	3B/1B	1996-99	Monroe, Mich.	305 BA, 183 GP, 417 AB, 73 R, 127 H, 74 RBI
****	Laing, Katie	2B/SS	2005-2008	Tempe, Ariz.	280 BA, 241 GP, 239 GS, 724 AB, 110 R, 55 2B, 73B, 16 HR, 133 RBI
****	Lemire, Lizzy	OF	1998-2001	Irvine, Calif.	332 BA, 237 GP, 239 H, 43 2B, 126 RBI
****	Lenn, Mallorie	C	2003-06	Garden Grove, Calif.	276 BA, 235 GP, 232 GS, 54 R, 183 H, 38 2B, 21 HR, 110 RBI
*	Liddy, Marie	OF	1989	North Caldwell, N.J.	287 BA, 49 GP, 129 AB, 22 R, 37 H, 16 RBI
****	Linn, Missy	P	1989-92	Allentown, Pa.	63-43, 122 GP, 97 GS, 74 CG, 675 IP, 1.31 ERA, 368 K
****	Loman, Andrea	1B/3B	2000-03	Riverside, Calif.	347 BA, 233 GP, 164 R, 233 H, 44 2B, 31 HR, 148 RBI, 60 SB
****	Lux, Christine	1B/U	2007-10	Glendale Heights, Ill.	317 BA, 223 GP, 218 GS, 127 R, 191 H, 45 2B, 4 3B, 50 HR, 174 RBI, 394 TB
**	Lux, Kathryn	1B/U	2009-present	Glendale Heights, Ill.	--
****	Madrid, Alexis	2B/SS	2000-03	Temecula, Calif.	253 BA, 236 GP, 84 R, 149 H, 41 RBI, 39 SB
**	Maldonado, Alexa	OF	2009-present	Short Hills, N.J.	--
****	Marten, Katie	OF/DP	1994-97	Lisle, Ill.	367 BA, 214 GP, 570 AB, 137 R, 209 H, 58 SB
**	Mathison, Sarah	SS/OF	1997-98	Hilton Head Island, S.C.	311 BA, 114 GP, 113 GS, 335 AB, 36 R, 104 H
****	Marrone, Erin	IF/OF	2008-11	Alexandria, Va.	299 BA, 152 GP, 129 GS, 354 AB, 68 R, 106 H, 18 2B, 6 HR, 52 RBI, 13 SB
****	Matsuda, Holly	OF	1999	Honolulu, Hawaii	42 GP, 9 AB, 7 R, 1BB, 3 SB
****	Mattison, Lisa	1B/DP	2000-03	Granger, Ind.	308 BA, 197 GP, 43 R, 138 H, 28 2B, 10 HR, 70 RBI
****	McCleary, Kris	C	1996-99	Westerville, Ohio	266 BA, 215 GP, 591 AB, 39 R, 157 H, 10 HR
****	McMahon, Kara	3B	1994-97	Pasadena, Texas	270 BA, 223 GP, 196 GS, 608 AB, 79 R, 164 H
****	McMurray, Casey	DP/1B	1990-93	Monticello, Ind.	268 BA, 147 GP, 343 AB, 92 H, 16 2B, 43 RBI
****	Mee, Eileen	P	1991	Hilton, N.Y.	1 GP, 1 AB
****	Middleton, Kellie	OF	2003-05	Norcross, Ga.	284 BA, 113 GP, 90 GS, 54 R, 79 H, 5 HR, 32 RBI, 45 SB
****	Miller, Carrie	P/OF	1991-94	Los Altos, Calif.	245 BA, 384 AB, 48 R, 94 H, 27-21, 334.2 IP

Mon.	Name	Pos.	Years	Hometown	Career Statistics
****	Miller, Dani	IF	2009-present	Huntington Beach, Calif.	—
****	Miller, Lisa	OF/IF	1990-93	Gahanna, Ohio	.245 BA, 179 GP, 360 AB, 55 R, 88 H, 36 SB
*	Miller, Michele	OF	1989	Wyomissing, Pa.	.400 BA, 28 GP, 20 AB, 10 R, 8 H, 2 RBI, 2 BB
****	Mola, Stephanie	OF	2006-2009	Naples, Fla.	.185 BA, 119 GP, 173 AB, 32 H, 28 R, 5 RBI
**	Mooney, Barbara	P	1989	Saginaw, Mich.	29 GP, 6 AB; 7-8, 25 G, 125.3 IP, 2.40 ERA
*	Moschel, Michelle	P	1999-2000	Naples, Fla.	19-8, 27 GS, 47 APP, 180.1 IP, 200 K, 1.71 ERA
	Moton, Jennifer	C/IF	1990	Manitowoc, Wis.	.273 BA, 7 GP, 11 AB, 3 R, 3 H, 2 RBI
	Mulligan, Elaine	2B	1989	Racine, Wis.	—
****	Murray, Meghan	SS/2B	1994-97	Minnetonka, Minn.	.380 BA, 227 GP, 669 AB, 135 R, 254 H, 129 RBI
****	Myers, Jarrah	C/3B	1999-2002	Carbondale, Kan.	.350 BA, 245 GP, 714 AB, 250 H, 153 R, 36 HR, 174 RBI
****	Nichols, Kelly	P	1995-98	Vancouver, Wash.	.258 BA, 27-16, 24 S, 116 GP, 1.83 ERA, 368.2 IP
	Nomura, Stephanie	C	1989	St. Louis, Mo.	.235 BA, 12 GP, 17AB, 3 R, 4 H, 5 RBI
****	Northway, Beth	OF	2006-2009	Kentwood, Mich.	.299 BA, 203 GP, 135 GS, 412 AB, 83 R, 123 H, 5 HR, 41 RBI, 34 BB
****	O'Connor, Kasey	IF	2009-present	Yorktown, N.Y.	—
*	O'Connor, Susan	OF/IF	1990	Ramsey, N.J.	.243 BA, 24 GP, 37 AB, 9 R, 9 H, 3 RBI, 5 BB
**	O'Donnell, Brittany	P	2009-present	Avon, N.J.	—
	Ossa, Luisa	C/OF	1990	Columbus, Ohio	.400 BA, 5 GP, 5 AB, 2 R, 2H, 1 RBI
****	Perkins, Elizabeth	OF/1B	1994-97	Cupertino, Calif.	.288 BA, 231 GP, 719 AB, 107 R, 207 H, 40 2B
****	Pinter, Stephanie	P/IF	1991-94	South Bend, Ind.	.276 BA, 203 GP, 562 AB, 50 R, 155 H, 66 RBI
****	Pitzenberger, Sadie	C/OF	2008-11	Tomball, Texas	.388 BA, 144 GP, 136 GS, 451 AB, 84 R, 175 H, 32 2B, 9 3B, 59 RBI, 18 SB
*	Proksh, Terri	OF	1989	Indianapolis, Ind.	.250 BA, 14 GP, 12 R, 4 R, 3 H, 1 RBI
***	Quinn, Sheri	DH/IF	1990-93	Edison, N.J.	.263 BA, 117 GP, 274 AB, 35 R, 72 H, 31 RBI
	Raczkowski, Amy	P	1989	Sturbridge, Mass.	.500 BA, 10 GP, 2 AB, 1 R, 1 H
***	Rowe, Kelly	1B/U	1996-98	Edison, N.J.	.234 BA, 154 GP, 274 AB, 52 R, 64 H, 44 BB
***	Rueter, Amy	OF	1991-94	Langhorne, Pa.	.221 BA, 156 GP, 190 AB, 56 R, 42 H, 19 SB
****	Ruthrauff, Meagan	DP/1B	2003-06	La Mirada, Calif.	.321 BA, 247 GP, 246 GS, 107 R, 225 H, 31 HR, 162 RBI, 112 BB
*	Saganowich, Chloe	SS	2011-present	Treasure Island, Fla.	—
	Senteno, Stephanie	OF/U	1996	Whittier, Calif.	.429 BA, 14 GP, 7 AB, 2 R, 3 H, 2 RBI
*	Schmidt, Kristin	P	2001	Houston, Texas	34 APP, 13 SHO, 204 IP, 247 K, 0.55 ERA
****	Schoonaert, Sara	SS/2B	2003-06	Houston, Texas	.256 BA, 241 GP, 195 GS, 133 H, 51 RBI, 28 SB, 281 A
****	Sharron, Jennifer	LHP/DP	1998-2001	Agoura Hills, Calif.	.314 BA, 37 RBI, 5 HR, 88-29, 1.22 ERA, 728 K, 76 CG
**	Sharron, Jessica	RHP	2000-03	Agoura Hills, Calif.	29.1 IP, 22 APP, 13 K, 1.19 ERA, 24 GP, 5 R, 1 H, 1 SB
	Simon, Jenna	IF	2012-present	Granger, Ind.	—
	Smiley, Jane	C/IF	1990	Cincinnati, Ohio	3 GP, 3 R
****	Smith, Sarah	OF	2005-2008	Oklahoma City, Okla.	.325 BA, 209 GP, 243 AB, 81 R, 79 H, 8 2B, 16 RBI, 13 SH, 19 SB
***	Sommerlad, Laurie	2B	1989-91	Chatham, N.J.	.241 BA, 134 G, 369 AB, 53 R, 89 H, 24 RBI
*	Sorensen, Irish	OF	1994	Spring Park, Minn.	30 GP, 1 AB, 7 R, 1-0, 6 G, 15.1 IP, 4 K
****	Stenglein, Steffany	RHP	2002-05	Huntington Beach, Calif.	79-33, 1.83 ERA, 154 APP, 132 GS, 54 CG, 20 SHO, 744.0 IP, 790 K
*	Stuhr, Lauren	OF	2011-present	Huntington Beach, Calif.	—
	Terry, Almee	P	1992	Burlingame, Calif.	1 GP, 3.7 IP, 2 K
**	Thornton, Kelsey	IF	2009-present	Sugar Land, Tex.	—
**	Torres, Monica	OF	2011-present	Winter Springs, Fla.	—
**	Tully, Lisa	2B/SS	1997-98	Garden Grove, Calif.	.274 BA, 92 GP, 190 AB, 35 R, 52 H
****	Valdivia, Jody	RHP	2008-11	Anaheim Hills, Calif.	75-24, 2.40 ERA, 137 APP, 62 CG, 636.2 IP, 679 K, 4 S
	Verardi, Mary	OF	1989	Pittsburgh, Pa.	.240 BA, 21 GP, 25 AB, 9 R, 6 H, 1 RBI
***	Vernetti, Kathy	U/1B	1989-91	San Marcos, Calif.	.245 BA, 125 GP, 273 AB, 25 R, 67 H, 38 RBI
	Whidden, Cassidy	C	2012-present	Parish, Fla.	—
**	Wicks, Nicole	OF	2004-05	Renton, Wash.	.215 BA, 116 GP, 65 GS, 172 AB, 48 R, 37 H, 4 HR, 16 RBI, 22 SB
*	Winter, Laura	RHP	2011-present	San Diego, Calif.	—
****	Wisen, Carrie	RHP/DP	2002-05	Fullerton, Calif.	28-9, 2.05 ERA, 94 APP, 246.1 IP, .243 BA, 272 AB, 66 H, 42 RBI
***	Wright, Kristina	C	2009-present	Ramona, Calif.	—
**	Zuhoski, Joanna	OF	1996-97	Oakton, Va.	.143 BA, 53 GP, 21 AB, 17 R, 3 H, 10-12 SB-SBA

Key: BA (batting average), GP (games played), GS (games started), APP (pitching appearances), AB (at-bat), R (run), H (hit), RBI (runs batted in), BB (walk), K (strikeout), SH (sacrifice hit), SB (stolen base), SBA (stolen base attempt), 2B (double), 3B (triple), HR (home run), x-x (pitching win-loss), S (save), IP (inning pitched), ERA (earned run average), SO/7 (strikeouts per 7.0 innings), Mon. (Monograms earned)

Assistant coaches

2011	Kris Ganeff, Lizzy Lemire	2006	Dawn Austin	1998	Kelly Nichols, Kelly Rowe
2010	Kris Ganeff, Lizzy Lemire	2005	Bill Roggeman	1997	Katie Marten, Meghan Murray
2009	Kris Ganeff, Lizzy Lemire	2004	Bill Roggeman	1996	Jenna Knudson, Andrea Kollar
2008	Kris Ganeff, Lizzy Lemire	2003	Bill Roggeman	1995	Liz Goetz, Andy Keys
2007	Kris Ganeff, Lizzy Lemire	2002	Bill Roggeman	1994	Christy Connoyer, Amy Rueter
2006	Kris Ganeff, Lizzy Lemire	2001	John Gumpf	1993	Staci Alford, Ronny Alvarez
2005	Charmelle Green, Kris Ganeff	2000	John Gumpf	1992	Amy Folsom, Ruth Knack
2004	Charmelle Green, Kris Ganeff	1999	John Gumpf	1991	Rachel Crossen
2003	Charmelle Green, Kris Ganeff	1998	John Gumpf	1990	Ruth Knack, Kathryn Verneti
2002	Charmelle Green, Kris Ganeff	1997	Rick Plangner	1989	Mia Faust, Barbara Mooney
2001	Traci Conrad	1996	Joe Speybroeck	Managers	
2000	Deanna Gumpf, Traci Conrad	1995	Joe Speybroeck	2011	Sean Rober
1999	Deanna Gumpf, Stephanie Henderson	1994	Joe Speybroeck	2010	John Whitty
1998	Deanna Gumpf, Stephanie Henderson	1990	Jim Ward	2009	Bridget Cullen
1997	Kathy Speybroeck, Gillian Boox	Team captains		2008	Amanda Caravallho
1996	Kathy Speybroeck, Dawn Austin	2011	Heather Johnson	2007	Jessica Prina
1995	Kathy Speybroeck, Dawn Austin	2010	Christine Lux, Katie Fleury	2006	Bill Peck
1994	Kathy Speybroeck, Dawn Austin	2009	Brittney Bargar, Linda Kohan	2005	Jason Koralewski
1993	Kathy Speybroeck, Joe Speybroeck	2008	Brittney Bargar, Linda Kohan, Katie Laing	2004	Melanie Ball
1992	Liz Miller, Joe Speybroeck	2007	Stephanie Brown, Katie Laing	2003	Nicole Boreson
1991	Joe Speybroeck, Bill Hankins		Kenya Fueemeler	2002	Sean Corey
1990	Joe Speybroeck, Bill Hankins	2006	Heather Booth, Mallorie Lenn	2001	Maureen Guilfoyle
1989	Joe Speybroeck		Meagan Ruthrauff, Sara Schoonaert	2000	Jason Collins
		2005	Megan Colli	1999	Tony Galvan
		2004	Nicole deFau	1998	Elizabeth Sheldon
		2003	Alexis Madrid, Andria Bledose	1997	Jennifer Carlburg
			Andrea Loman	1995	Kim Kline
			Kas Hoag, Jenny Kriech, Jarrah Myers	1994	Chrissy Rudolf
			Melanie Allaire, Danielle Klayman	1993	Jennifer Quinn
			Jennifer Sharron, Lizzy Lemire	1990	Adam Mulac
			Danielle Klayman, Jennifer Sharron	1989	Steve Carr
			Amy Laboe, Kris McCleary		

Associate head coach


2001, 2002 Deanna Gumpf

Volunteer assistant coaches

2011	Dawn Austin	2002
2010	Dawn Austin	2001
2009	Dawn Austin	
2008	Dawn Austin	2000
2007	Dawn Austin	1999

All-Time Numerical Roster

1	Katie Laing Alexis Madrid Kara McMahon Stephany Stenglein Kelsey Thornton	2005-08 2000-01 1994-97 2002-05 2010-present
2	Melanie Alkire Brittany Glynn Katie Marten Lisa Miller	1998-2001 2005-07 1994-97 1990-93
3	Ronny Alvarez Rebecca Eimen Tammy Goodwin Katie Laing Heather Johnson Andrea Kollar Erinlee Koerner Lisa Tully	1990-93 1999-2000 1989 2005 2007-11 1994-96 2012-present 1997
4	Danielle Klayman Terri Kobata Carrie Miller Lauren Stuhr Carrie Wisen	1998-2001 1993-96 1991-92 2011-present 2002-05
5	Dawn Boulac Debbie Boulac Kenya Fuemmeler Jennifer Giampaolo Kas Hoag Shannon Kelly Meghan Murray	1989 1990-93 2004-07 1995-98 1999-2002 2008-11 1994
6	Elaine Mulligan Kris McCleary Kasey O'Connor	1989 1996-99 2009-present
7	Sara Hayes Sadie Pfitzenberger Kristin Schmidt Jessica Sharron Jenna Simon Kathryn Verneti	1992-95 2008-11 2001 2000-03 2012-present 1989-91
8	Brittney Bargar Liz Hartmann Ruth Kmak Carrie Miller Elizabeth Perkins	2006-09 2002-05 1989-92 1993-94 1995-97
9	Chantal DeAlcuaz Nicole deFau Katey Haus Meghan Murray Amy Rueter Jennifer Sharron Jody Valdivia	2001-03 2004 2012-present 1995-97 1991-94 1998-2001 2008-11
10	Michele Cline Rachel Crossen Christine Lux Alexis Madrid Stephanie Senteno Lisa Tully	1992-95 1989-91 2006-2010 2002-03 1996 1998
11	Staci Alford Jessica Hufnagle Jenny Kriech Amy Laboe Stephanie Nomura	1990-93 2004-06 1999-2002 1996-99 1989
12	Mia Faust Erin Glasco Katie Fleury Michelle Moschel Stephanie Pinter Kelly Rowe Jane Smiley	1989 2006-07 2008-11 1999-2000 1991-94 1996-98 1990
13	Kelly Dwyer Andrea Kollar Alexa Maldonado Kelly Nichols Terry Proksch	1991 1993 2009-present 1995-98 1989
14	Kara Brandenburger Nicole deFau Angie Grimmer Kim Harter Monica Heller Jennifer Moton Beth Northway Monica Torres	1993-94 2002-03 1999-2000 1991 1989 1990 2006-09 2011-present
15	Jackie Bowie Nicole deFau Andy Keys Missy Linn	2010-present 2001 1992-95 1989-92
16	Ashley Ellis Lizzy Lemire Mallorie Lenn Sheri Quinn Amy Raczkowski	2007-08 1998-2001 2003-06 1990-93 1989
17	Alexander Kotcheff Erinn Kelly Sarah Kirkman Marie Liddy Dani Miller Aimee Terry	2006 1990-91 1998-2001 1989 2009-present 1992
18	Aimee Barnas Andria Bledsoe Christine Farrell Elizabeth Perkins Sarah Mathison	1991 2000-03 2006-09 1994 1997-98
19	Megan Fay Liz Goetz Chantal DeAlcuaz Erin Marrone	1989-91 1992-95 2001 2008-11
20	Dawn Cunningham Amy Folsom Lisa Mattison Nicole Wicks	1996-98 1989-92 2000-01 2004-05
21	Megan Ciolli Christy Connoyer Melissa Cook Linda Kohan Holly Matsuda Michelle Miller Luisa Ossa Joanna Zukoski	2002-05 1992-94 1991 2006-09 1999 1989 1990 1996-97
22	Joy Battersby Christy Connoyer Melissa Cook Kathryn Lux Barbara Mooney Jarrah Myers Susan O'Connor Sara Schoonaert	1994-97 1991 1992 2009-present 1989 1999-2002 1990 2003-06
23	Annie Dell-Aria Tara King Jenna Knudson Stephanie Mola	2002 1997-98 1993-96 2006-09
24	Angela Bessolo Stephanie Brown Brianna Jorgensborg Casey McMurray Trish Sorensen	1996-99 2004-07 2008-11 1990-93 1994
25	Korrie Allen Jenny Kriech Lisa Mattison Eileen Mee Mary Verardi	1995-98 1998 2002-03 1991 1989
26	Laurie Sommerlad	1989-91
27	Alexia Clay Carissa Jaquish	2008-11 2004-06
28	Brittany O'Donnell	2010-present
32	Heather Booth	2003-06
33	Andrea Loman	2000-03
34	Sarah Smith	2005-08
35	Kristina Wright	2009-present
40	Amy Burnin	2010-present
42	Chloe Saganowich	2011-present
44	Kellie Middleton Laura Winter	2003-05 2011-present
51	Cassidy Whidden	2012-present
77	Meagan Ruthrauff	2003-06



The Notre Dame family celebrates the life of one of its own each time the softball team steps foot onto Melissa Cook Stadium.

The Irish unveiled their new playing facility during a ceremony on April 12, 2008. University president Rev. John Jenkins, C.S.C., blessed the site which will house the Irish softball program for years to come, and remarks were given by former athletics director Dr. Kevin White, head softball coach Deanna Gumpf, (then) senior captain Katie Laing, Lisa Hoffman and Paul and Linda Demo. The Demos, parents of Melissa Cook, also helped bless a bronze relief of the former Irish player that sits just inside the main entrance of the stadium.

Cook, a 1994 Notre Dame graduate, was one of four people involved in a March 2002 construction accident at the John Hancock Building in Chicago that claimed their lives. The families of the departed reached a settlement with the skyscraper's owners and other companies named in a joint lawsuit.

Paul and Linda Demo contributed a considerable amount of their portion of the settlement as a gift to Notre Dame and to the Melissa Cook Memorial Foundation, established to provide scholarship assistance to students in Northwest Indiana.

Raised in Merrillville, Ind., Cook played for the Fighting Irish softball team in 1991 and 1992, seeing time at second base, shortstop and catcher. She led the team in triples as a freshman and earned a monogram before opting to study abroad one year later. An accounting major, she earned her bachelor's degree and was the controller for Teamsters Union Local 786 prior to her death.

She was a standout athlete in high school, excelling in basketball, volleyball and softball. When Notre Dame offered her a scholarship to play softball, she had achieved a lifelong dream.

Melissa Cook Stadium, a \$4.9 million state-of-the-art facility, sits on the southeast corner of the Notre Dame campus near Eck Baseball Stadium.

More than 100 members of the Irish softball family attended the dedication of the Charles and Marie Doherty Batting Cages in the fall of 2011.

The batting cages are named after Linda Demo's parents – Charles and Marie Doherty – who attended numerous Notre Dame softball games during Cook's career with the Irish in 1991 and 1992.

Stadium Firsts

Game.....	vs. Villanova (L, 1-4)	Grand slam.....	Dani Miller
	4.13.08 (game 1)		3.25.09 vs. Western Michigan
Pitch.....	Brittney Bargar (Notre Dame)	Stolen base.....	Katie Fleury
	12:03 p.m. (ET) - strike		4.13.08 vs. Villanova (game 1)
Night game.....	vs. Loyola-Chicago (T, 2-2)	Base on balls.....	Katie Fleury
	4.24.08 (game 2)		4.13.08 vs. Villanova (game 1)
Win.....	vs. Villanova (W, 10-5)	Run scored.....	Katie Fleury
	4.13.08 (game 2)		4.13.08 vs. Villanova (game 1)
Loss.....	vs. Villanova (L, 1-4)	RBI.....	Katie Laing
	4.13.08 (game 2)		4.13.08 vs. Villanova (game 1)
Hit.....	Katie Laing (Notre Dame) - single	Shutout.....	Brittney Bargar
	4.13.08 (game 1)		4.14.08 vs. Rutgers (game 1)
Double.....	Christina Boykins (Villanova)	First no-hitter.....	-
	4.13.08 (game 1)	First perfect game.....	-
	Linda Kohan (Notre Dame)	Strikeout.....	Brittney Bargar
	4.13.08 vs. Villanova (game 2)		4.13.08 vs. Villanova (game 1)
Triple.....	Ashley Hanewich (Wisconsin) 4.16.08	10-strikeout game.....	Jody Valdivia (14)
	Katie Fleury (Notre Dame) 4.26.08		4.4.09 vs. Pittsburgh (game 2)
	vs. Providence (game 2)	15-strikeout game.....	-
Home run.....	Katie Fleury	First double play... 4.13.08 vs. Villanova (game 2)	
	4.14.08 vs. Rutgers (game 2)	6th inn. - Laing (2B) to Fleury (SS) to Lux (1B)	



The Charles and Marie Doherty Batting Cages were dedicated during a ceremony in the fall of 2011.

Melissa Cook Stadium Records

Single-Game (Individual)

Runs.....	4
Sadie Pitzenberger (vs. Toledo - 3.18.09)	
Hits	4 (4)
last by Dani Miller (vs. Loyola-Chicago - 4.13.11)	
RBI	7
Christine Lux (vs. Wisconsin - 4.29.10)	
Home runs.....	2 (5)
last by Brianna Jorgensborg (4.30.11)	
Stolen bases	3
Katie Fleury (vs. Toledo - 3.24.10)	
Strikeouts (pitching)	14 (2)
last by Jody Valdivia (vs. Butler - 4.7.11)	
Putouts	19
Christine Lux (vs. Connecticut - 4.27.08)	
Assists.....	7 (3)
last by Katie Laing / Brittney Bargar (vs. Connecticut - 4.27.08)	

Single-Game (Team)

At-bats.....	34
(vs. DePaul - 4.8.09)	
Runs.....	17
(vs. Valparaiso - 4.9.09)	
Hits	16
(vs. Valparaiso - 4.9.09)	
RBI	16
(vs. Valparaiso - 4.9.09)	
Doubles	6
(vs. Bowling Green - 4.28.10)	
Triples	2
(vs. Toledo - 4.25.10)	
Home runs.....	4 (4)
(last vs. Rutgers - 4.3.10)	
Walks	9 (2)
(last vs. Louisville - 4.16.11)	
Stolen bases	6
(vs. Northern Illinois - 4.1.09)	
Strikeouts (pitching)	14 (3)
(last vs. Butler - 4.7.11)	
Putouts	27
(vs. DePaul - 4.8.09)	
Assists.....	18 (3)
(last vs. DePaul - 4.8.09)	

Career (Individual)

At-bats.....	202
Dani Miller (2009-current)	
Runs.....	63
Katie Fleury (2008-11)	
Hits	91
Heather Johnson (2009-11)	
Doubles	19
Heather Johnson (2009-11)	
Triples	4
Sadie Pitzenberger (2008-11)	
Home runs.....	20
Christine Lux (2008-2010)	
RBI	86
Heather Johnson (2009-11)	
Stolen bases	17 (19 attempts)
Katie Fleury (2008-11)	
Complete games	19
Jody Valdivia (2008-11)	
Strikeouts	201
Jody Valdivia (2008-11)	
Wins	27
Jody Valdivia (2008-11)	
Putouts.....	385
Christine Lux (2008-2010)	
Assists.....	101
Heather Johnson (2009-11)	

Miscellaneous

Winning streak (overall).....	21 (5.3.09-3.25.11)
Winning streak (season)	19 (2010)
Losing streak (season).....	1 (11 times)
Batting avg. (season)402 (2010)
At-bats (season).....	565 (2009)
Runs (season).....	161 (2009)
Hits (season).....	200 (2009)
Doubles (season).....	46 (2009)
Triples (season)	7 (2010)
Home runs (season)	34 (2010, 2009)
RBI (season)	143 (2009)
Walks (season)	74 (2009)
Sacrifices (season).....	27 (2009)
Stolen bases (season).....	34 (2011)

Quickest game.....	1:06 (5 inn.)
(vs. Villanova - 4.24.10)	
	1:21 (7 inn.)
(vs. St. John's - 3.22.09)	
Longest game	2:52 (7 inn.)
(vs. DePaul - 4.8.09)	
Longest home run.....	334 ft.
Christine Lux (vs. DePaul - 4.8.09)	
Consecutive games with home run	7
(4.14-4.25.10)	
Runs in a doubleheader	28
(vs. Valparaiso - 4.9.09) / 11-0 (6), 17-9 (5)	



Christine Lux (2007-2010) delivered an epic 334-foot home run during a nationally televised win over DePaul in 2009. The shot that cleared the right field fence and landed on Twyckenham Drive would have also sailed over the right field fence at Frank Eck Stadium, the home of Notre Dame's baseball team.

The 2011-12 academic year is the 33rd in the history of The BIG EAST Conference as the unique consortium marches on competing at the highest level with integrity and sportsmanship.

The BIG EAST has gone through membership changes since its birth, but the 2011-12 year marks the conference's seventh straight with the same 16-member group, making for the nation's largest Division I-A conference.

The BIG EAST Conference's goals have always been the same. The outstanding performances of the student-athletes at BIG EAST schools are evidence of the league's proud tradition of success. The league has always been able to boast that many of its best students are also its best athletes. The 2010-11 year was no different.

Seven BIG EAST student-athletes were named NCAA Postgraduate Scholarship winners, while 22 earned Capital One Academic All-America recognition. Maya Moore, Connecticut's women's basketball standout, won the NCAA Honda-Broderick Cup as the nation's top female student-athlete and was chosen as the Capital One Academic All-America of the Year.

In the athletic arena, BIG EAST student-athletes again enjoyed success on the national stage. The Connecticut men's basketball team won its third national championship, completing a magical run through five games of the BIG EAST Championship and six wins in the NCAA tournament. The Villanova women's cross country team won the NCAA title for the second straight year and the ninth time overall. The Notre Dame women's soccer team won its third NCAA title, while BIG EAST teams reached national championship games in women's basketball (Notre Dame) and men's soccer (Louisville).

The BIG EAST placed two teams in the NCAA Women's Final Four for the second time in the last three years as Connecticut joined Notre Dame in Indianapolis, capping a season in which the Huskies extended their NCAA-record winning streak to 90 games.

Individually, BIG EAST student-athletes won five NCAA championships, including an unprecedented four by Villanova's Sheila Reid. Reid was the 2010 individual cross country champion, a member of the Wildcats' winning indoor distance medley relay team and won the 5,000- and 1,500-meter titles in outdoor track & field. Louisville's Matt Hughes, meanwhile, repeated as the NCAA champion in the 3,000-meter steeplechase at the NCAA outdoor meet.

Moore and Reid joined Notre Dame soccer standout Melissa Henderson as winners of Honda Sports Awards as the top performers in their respective sports. Moore also became the first three-time winner of the Wade Trophy as the nation's top women's basketball player and joined Villanova lacrosse player Brian Karalunas as winners of the Lowe's Senior CLASS Award.

BIG EAST football maintained its national profile as a competitively balanced group. Connecticut claimed the league's Bowl Championship Series bid for the first time as the Huskies shared the conference title with Pittsburgh and West Virginia. Six of the league's eight squads went to bowl games and helped the BIG EAST post a 4-2 bowl record for the second straight year.

The BIG EAST became the nation's largest Division I-A conference in 2005-06 when five new

members began competing — the University of Cincinnati, DePaul University, the University of Louisville, Marquette University and the University of South Florida.

BIG EAST institutions reside in nine of the nation's top 35 largest media markets, including New York, Chicago, Philadelphia, Washington, D.C., Tampa, Pittsburgh, Hartford, Cincinnati and Milwaukee. With its newest members, BIG EAST markets contain almost one-fourth of all television households in the U.S. When Texas Christian University joins the conference in the 2012-13 academic year, the conference will have a footprint in 30 percent of the nation's television households.

Since opening its doors in 1979, the league has won 31 national championships in six different sports and 133 student-athletes have won individual national titles.

In 2003-04, Connecticut became the first school in NCAA history to win the men's and women's NCAA basketball titles in the same season. In '02-'03, the BIG EAST became the first conference in NCAA history to win the men's and women's titles in the same year when the Syracuse men and the Connecticut women captured their respective national championships. In men's basketball, BIG EAST squads have won four of the last 13 NCAA championships. BIG EAST women's teams have taken seven of the last 12 NCAA titles.

Proactive movement has been a signature strategy for the conference that was born in 1979. The BIG EAST continually turns challenges into opportunities to become stronger. The conference currently crowns champions in 24 sports.

The BIG EAST became a reality on May 31, 1979, following a meeting of athletic directors from Providence College, St. John's, Georgetown and Syracuse universities. Seton Hall, Connecticut and Boston College completed the original seven school alliance.

While the membership has both increased and changed, the focus of the BIG EAST has not wavered. The conference reflects a tradition of broad based programs, led by administrators and coaches who place a constant emphasis on academic integrity. Its student athletes own significantly high graduation rates and their record of scholastic achievement notably show a balance between intercollegiate athletics and academics.

Any successful organization has had the good fortune to have outstanding leadership. The BIG EAST primarily was the brainchild of Dave Gavitt, who was the conference's first Commissioner. Michael Tranghese, the league's first full-time employee, and for 11 years the associate to Gavitt, became Commissioner in 1990. In his first year, he administered the formation of The BIG EAST Football Conference.

John Marinatto, who had served as senior associate commissioner, moved into the Commissioner's chair in 2009 and has continued to steer the conference on its path of success.

The league has long been considered a leader in innovative concepts in promotion and publicity, particularly regarding television. Those efforts have resulted in unparalleled visibility for BIG EAST student athletes. The conference has enjoyed longstanding relationships with CBS, ESPN, Inc. and ABC.

BIG EAST men's basketball games are regular sellouts at campus and major public arenas, including the annual men's BIG EAST Championship in Madison Square Garden. The women's basketball championship has led all conferences in attendance for the past eight years. Attendance figures also are significant in soccer and baseball.

The BIG EAST has its headquarters in Providence where the conference administers to more than 5,500 student-athletes.

Notre Dame BIG EAST Titles

Since joining the BIG EAST in 1995-96, Notre Dame has won more conference championships (111) than any other school in the league:

Baseball (5)

2002-06

Women's Cross Country (3)

2002, 2003, 2005

Men's Cross Country (5)

1997, 1999, 2001, 2004, 2005

Women's Golf (4)

2004, 2005, 2008, 2011

Men's Golf (7)

1995-97, 2004-06, 2011

Women's Lacrosse (1)

2009

Rowing (8)

2004-11

Women's Soccer (11)

1995-2001, 2005, 2006, 2008, 2009

Men's Soccer (2)

1996, 2003

Softball (6)

1999, 2000, 2002, 2003, 2006, 2009

Women's Swimming and Diving (14)

1997-2010

Men's Swimming and Diving (4)

2005, 2006, 2008, 2009

Women's Tennis (11)

1996, 1997, 1999, 2001, 2003, 2005, 2006,

2008-11

Men's Tennis (7)

1996, 1999, 2002, 2004, 2005, 2007, 2008

Women's Indoor Track & Field (2)

2002, 2006

Men's Indoor Track & Field (4)

2003, 2005, 2007, 2010

Women's Outdoor Track & Field (1)


2007

Men's Outdoor Track & Field (7)

2000, 2003, 2004, 2006, 2008-10

Volleyball (9)

1995-1998, 2000-02, 2004, 2005

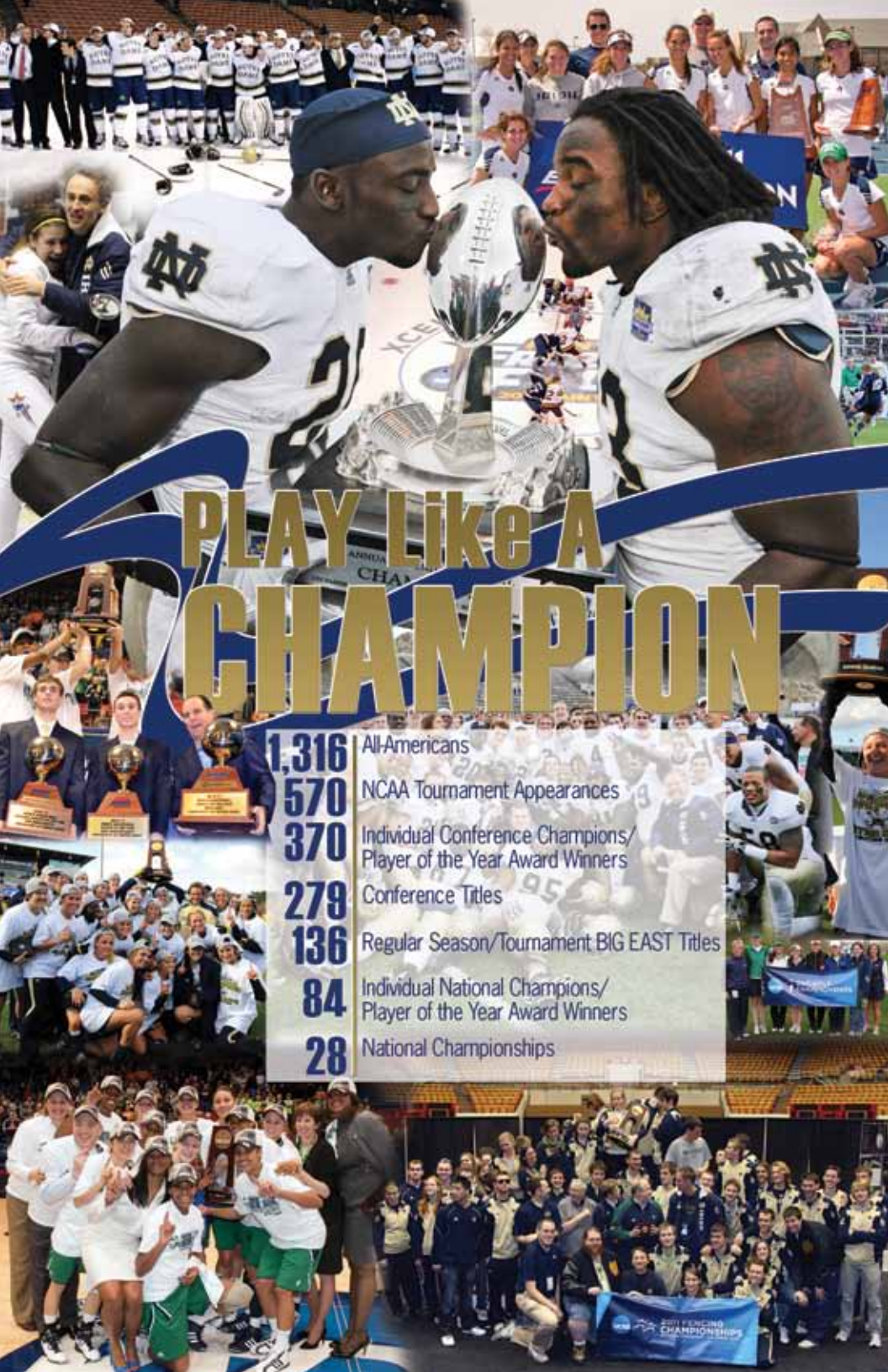


all irish



adidas

adidas is proud to be the official
supplier of Notre Dame. Get all
your Notre Dame licensed
merchandise by adidas at
the NEW Lane Varsity Shop
at Purcell Pavilion.
Harrison Barnes
the Eddy Bagg Commons and
www.nd.com



PLAY Like A CHAMPION

1,316
570
370
279
136
84
28

All-Americans

NCAA Tournament Appearances

Individual Conference Champions/
Player of the Year Award Winners

Conference Titles

Regular Season/Tournament BIG EAST Titles


Individual National Champions/
Player of the Year Award Winners

National Championships

2011 FORGING CHAMPIONSHIPS



FRESHMEN



SOPHOMORES



JUNIORS



SENIORS

2012 NOTRE DAME SCHEDULE

Date (Day)	Opponent	Site	Time
2.17 (Fri.)	(1) at San Diego State	San Diego, Calif.	2:00 p.m.
	(1) at San Diego	San Diego, Calif.	8:00 p.m.
2.18 (Sat.)	(1) vs. Oregon State	San Diego, Calif.	9:00 a.m.
	(1) vs. UC Santa Barbara	San Diego, Calif.	6:00 p.m.
2.19 (Sun.)	(1) vs. Boise State	San Diego, Calif.	9:00 a.m.
2.25 (Sat.)	(2) vs. Penn State	Chapel Hill, N.C.	10:00 a.m.
	(2) at North Carolina	Chapel Hill, N.C.	12:30 p.m.
2.26 (Sun.)	(2) vs. Minnesota	Chapel Hill, N.C.	10:00 a.m.
	(2) at North Carolina	Chapel Hill, N.C.	12:30 p.m.
3.3 (Sat.)	(3) vs. Long Island	Buena Vista, Fla.	2:30 p.m.
	(3) vs. Ohio State	Buena Vista, Fla.	4:45 p.m.
3.4 (Sun.)	(3) vs. Fordham	Buena Vista, Fla.	9:00 a.m.
	(3) vs. Virginia Tech	Buena Vista, Fla.	11:15 a.m.
3.10 (Sat.)	(4) vs. Oregon State	Lakewood, Calif.	2:00 p.m.
3.11 (Sun.)	(4) vs. Charleston Southern	Lakewood, Calif.	10:30 a.m.
	(4) vs. UNLV	Lakewood, Calif.	1:00 p.m.
3.13 (Tues.)	at Loyola Marymount	Los Angeles, Calif.	1:00 p.m.
3.14 (Wed.)	(5) at Cal State Fullerton	Fullerton, Calif.	4:00 p.m.
3.15 (Thurs.)	(5) vs. Iowa	Fullerton, Calif.	9:00 a.m.
	(5) vs. Michigan	Fullerton, Calif.	1:00 p.m.
3.16 (Fri.)	(5) vs. Washington	Fullerton, Calif.	9:00 a.m.
3.17 (Sat.)	(5) vs. Arizona State	Fullerton, Calif.	9:00 a.m.
3.24 (Sat.)	at Georgetown* (DH)	Washington, D.C.	1:00 p.m.
3.25 (Sun.)	at Georgetown*	Washington, D.C.	Noon
3.27 (Tues.)	Western Michigan	Notre Dame, Ind.	6:00 p.m.
3.28 (Wed.)	Toledo (DH)	Notre Dame, Ind.	4:00 p.m.
3.31 (Sat.)	Connecticut* (DH)	Notre Dame, Ind.	Noon
4.1 (Sun.)	Connecticut*	Notre Dame, Ind.	11:00 a.m.
4.4 (Wed.)	Northwestern	Notre Dame, Ind.	5:00 p.m.
4.5 (Thurs.)	at Purdue	West Lafayette, Ind.	4:00 p.m.
4.11 (Wed.)	at Rutgers* (DH)	Piscataway, N.J.	Noon
4.14 (Sat.)	Syracuse* (DH)	Notre Dame, Ind.	Noon
4.15 (Sun.)	Syracuse*	Notre Dame, Ind.	11:00 a.m.
4.18 (Wed.)	Valparaiso	Notre Dame, Ind.	5:00 p.m.
4.19 (Thurs.)	Cleveland State	Notre Dame, Ind.	5:00 p.m.
4.21 (Sat.)	DePaul* (DH)	Notre Dame, Ind.	Noon
4.22 (Sun.)	DePaul*	Notre Dame, Ind.	Noon
4.24 (Tues.)	Michigan State	Notre Dame, Ind.	6:00 p.m.
4.25 (Wed.)	Seton Hall* (DH)	Notre Dame, Ind.	2:00 p.m.
4.28 (Sat.)	at Providence* (DH)	Providence, R.I.	Noon
4.29 (Sun.)	at Providence* (DH)	Providence, R.I.	Noon
5.1 (Tues.)	Northern Illinois	Notre Dame, Ind.	5:00 p.m.
5.2 (Wed.)	Eastern Michigan	Notre Dame, Ind.	6:00 p.m.
5.5 (Sat.)	at Pittsburgh* (DH)	Pittsburgh, Pa.	Noon
5.6 (Sun.)	at Pittsburgh*	Pittsburgh, Pa.	Noon
5.10-12 (Thurs.-Sat.)	BIG EAST Championship	Notre Dame, Ind.	--
5.18-20 (Fri.-Sun.)	NCAA Regionals	Campus Sites	--
5.25-27 (Fri.-Sun.)	NCAA Super Regionals	Campus Sites	--
5.29-6.3 (Tues.-Sun.)	Women's College World Series	Oklahoma City, Okla.	--

(1) Campbell Cartier Classic – San Diego, Calif. / (2) North Carolina Invite – Chapel Hill, N.C.
 (3) Diamond 9 Citrus Classic – Buena Vista, Fla. / (4) Long Beach State Invite – Lakewood, Calif.
 (5) Judi Garman Classic – Fullerton, Calif.

*BIG EAST Conference game / All times local to site / schedule subject to change