


NOTRE DAME

FIGHTING  IRISH



AMY BUNTIN
SENIOR • CAPTAIN



KELSEY THORNTON
SENIOR • CAPTAIN

2013

SOFTBALL

UND.com

LEARN Like A CHAMPION

8,000 Total community service hours by Irish teams in 2011-12

321 BIG EAST Academic All-Stars in 2011-12

223 Academic All-Americans

49 Postgraduate Scholars

18 Irish teams with GPA of 3.00 or higher in 2011-12

19 Irish teams with 100% graduation rate in 2011-12

17 Irish teams honored by NCAA for APR in 2011-12

ALL ABOUT THE IRISH

All About the Irish.....	4-8
--------------------------	-----

2013 SEASON PREVIEW

Preview	10-11
Team Roster / Team Photo.....	12
Preseason Information	13
Academic Success	14-15
TV Roster.....	16

STUDENT-ATHLETES

Jackie Bowe.....	18-19
Amy Buntin	20-21
Kathryn Lux.....	22
Brittany O'Donnell.....	23-24
Kelsey Thornton.....	25-26
Chloe Saganowich.....	27
Lauren Stuhr.....	28
Monica Torres.....	29
Laura Winter.....	30-31
Katey Haus.....	31
Emilee Koerner.....	32
Jenna Simon.....	33
Cassidy Whidden.....	34
Casey Africano.....	35
Micaela Arizmendi.....	35
Carly Piccinich.....	35
Allison Rhodes.....	36
Megan Sortie.....	36

COACHING STAFF

Head Coach Deanna Gumpf.....	38-39
Associate Coach Kris Ganeff.....	40

Associate Coach Lizzy Lemire	41
Support Staff.....	42

2012 SEASON IN REVIEW

Season In Review	44-45
2012 Results.....	46
2012 Statistics	47
2012 BIG EAST Standings/Accolades.....	48

OPPONENTS

All-Time Series.....	52
Series Vs. Opponents.....	53-65
Irish On The Road	66

HISTORY AND RECORDS

All-Time Results.....	68
Honors & Awards	69-71
All-Americans.....	72-76
Career Records	77-78
Season Records	79-80
Season Records (Team).....	81-82
Single Game/Season Records	83
No Hitters.....	84
Year-By-Year Statistical Leaders	85
Year-By-Year Team Statistics.....	86
Year-By-Year Results	87-94
Irish In The NCAA Tournament.....	95
ND And The BIG EAST Championship.....	96
All-Time Roster	97-98
All-Time Numerical Roster.....	99
Melissa Cook Stadium.....	100
Melissa Cook Stadium Records.....	101
The BIG EAST Conference.....	102

MEDIA INFORMATION

The Notre Dame Media Relations Office is always interested in assisting members of the media in their coverage of the Irish softball team. Publicity and media information for the Notre Dame softball team is handled by media relations assistant Tony Jones.

Photographs, feature ideas and results are available to the media. For softball information and interviews, please contact Jones at (574) 631-1762. Requests to interview coaches and student-athletes must be arranged through the SID office and should be made at least 24 hours in advance.

CREDITS

The 2013 Notre Dame Softball Media Guide was written and edited by media relations assistant Tony Jones. Editorial assistance was provided by Russell Dorn and Lizzie Mikes. Special thanks to Alan George, Joe Prisco, Alan Wasielewski, Pete LaFleur, the BIG EAST Conference and all opponent SIDs for their contributions to the guide.

Graphic design and page layout by Cathy Scholz, C Graphics. Inside and outside cover design by Cathy Scholz, C Graphics.

Photos appear courtesy of Mike Bennett and Eric Szajko (Lighthouse Imaging), Matt Cashore, Marcus Snowden, Charles McBride, Joseph Weiser, Kaitlyn Kiely, Allison Wagner, Rudy Yanos, Angela Addington, Heather Gollatz, Pete LaFleur, Alan Wasielewski, Joe Raymond, Shelley Feller, Jim Burgess, Dennis George, Alan George and the BIG EAST Conference.



Quick Facts

University

Location.....	Notre Dame, Ind. 46556
Founded.....	1842
Enrollment.....	8,372 (undergraduate); 11,816 (total)
Nickname.....	Fighting Irish
Colors.....	Gold and Blue
Fight Song.....	Notre Dame Victory March
Conference.....	BIG EAST
Facility.....	Melissa Cook Stadium (1,250)
Dimensions.....	200-220-200
President.....	Rev. John I. Jenkins, C.S.C.
Provost.....	Thomas G. Burish
Executive Vice President.....	John Affleck-Graves
NCAA Faculty Representative.....	Patricia Bellia

Athletics Department

Director of Athletics.....	Jack Swarbrick (Notre Dame '76)
Associate Athletics Director/Softball Administrator.....	Monica Cundiff
E-mail.....	mcundiff@nd.edu
Office.....	(574) 631-6107

Coaching Staff

Head Coach.....	Deanna Gumpf (Nebraska '93)
Record at Notre Dame.....	465-192-1 (.707) / 11 seasons
Overall career record.....	465-192-1 (.707) / 11 seasons
Associate Coach.....	Kris Ganeff (Notre Dame '99)
Associate Coach.....	Lizzy Lemire (Notre Dame '01)
Volunteer Assistant Coach.....	Gessica Hufnagle (Notre Dame '07)
Director Of Operations.....	John Whitty (Notre Dame '10)
E-mail.....	jwhitty@nd.edu
Office.....	(574) 631-3750
Senior Staff Assistant.....	Julie Deschaine
E-mail.....	softball.1@nd.edu
Office.....	(574) 631-4840

Media Relations

Address.....	112 Joyce Center
	Notre Dame, Ind. 46556-5678
Office.....	(574) 631-7516
Web site.....	www.und.com
Twitter.....	@FightingIrish
Twitter (Softball).....	@NDsoftball
Facebook.....	facebook.com/FightingIrish
Facebook (Softball).....	facebook.com/NDsoftball
Senior Associate AD.....	John Heisler
Assistant Athletics Director / Media Relations Director.....	Bernadette Cafarelli
Senior Administrative Assistant.....	Susan McGonigal
Director of Football Media Relations.....	Brian Hardin
Associate Media Relations Director.....	Tim Connor
Associate Media Relations Director.....	Chris Masters
Assistant Media Relations Director.....	Michael Bertsch
Assistant Media Relations Director.....	Sean Carroll
Media Relations Assistant.....	Russell Dorn
Media Relations Assistant / Softball Contact.....	Tony Jones
E-mail.....	ajones25@nd.edu
Office.....	(574) 631-1762
Cell.....	(574) 532-4151
Fax.....	(574) 631-7941
Pressbox.....	(574) 631-5048

Softball Information

Overall record (2012).....	40-16
Home.....	19-3
Road.....	12-5
Neutral.....	9-8
BIG EAST regular season / finish.....	16-3 / 2nd
BIG EAST Tournament finish.....	2nd
Final ranking.....	RV (NCAA / ESPN.com)
Last postseason appearance.....	2012 NCAA Regionals
Last postseason opponent.....	Arizona (L, 3-8)
Starters returning / lost.....	7 / 2
Pitchers returning / lost.....	2 / 0
Monogram winners returning / lost.....	13 / 4
Top returners.....	Amy Buntin / C / UT / Sr. (.360 AVG., 45 R, 62 H, 12 HR, 60 RBI, .616 SLG) Laura Winter / P / IF / Jr. (29-11, 2.18 ERA, 39 GS, 28 CG, 6 SHO, 263.1 IP, 288 SO) Kelsey Thornton / OF / Sr. (.348 AVG., 33 R, 57 H, 9 RBI, .357 OBP, 19 SB) Chloe Saganowich / IF / Jr. (.321 AVG., 35 H, 62 B, 2 3B, 2 HR, 15 RBI, .368 OBP)
Key losses.....	Alexa Maldonado / OF (.333 AVG., 42 R, 58 H, 10 2B, 7 HR, 28 RBI, .420 OBP) Dani Miller / IF (.341 AVG., 34 R, 56 H, 10 2B, 16 HR, 58 RBI, .695 SLG) Kasey O'Connor / IF (.301 AVG., 25 H, 5 2B, 11 RBI, .356 OBP, 2 SB)
Newcomers.....	Casey Africano / C / OF (Huntington Beach, Calif./Edison) Micaela Arizmendi / IF (Huntington Beach, Calif./Mater Dei) Carly Piccinich / IF (Wyckoff, N.J./Immaculate Heart Academy) Allison Rhodes / P (Kirkland, Wash./Juanita) Megan Sorlie / OF (Wichita, Kan./Andover Central)
All-BIG EAST returnees.....	4 Winter (1st), Buntin (2nd), Saganowich (2nd), Thornton (2nd)
NCAA All-Great Lakes Region returnees.....	2 Buntin (1st), Winter (2nd)
NCAA All-American returnee.....	Buntin (2nd)

Program History

First season.....	1989 / 24 seasons
Overall record.....	977-438-3 (.690) / 24 seasons
Total Games.....	1,418
NCAA Championship appearances.....	17 (14 consecutive)
BIG EAST regular season.....	278-50 (.848) / 17 seasons
BIG EAST regular season titles.....	13 (last in 2011)
BIG EAST Championship.....	35-20 (.636) / 17 seasons
BIG EAST Championship titles.....	6 (last in 2009)
Winning seasons.....	24 (24 consecutive)
30+ win seasons.....	24
40+ win seasons.....	14
50+ win seasons.....	1
NCAA All-America honorees.....	21
NCAA All-Region honorees.....	72
All-BIG EAST accolades.....	115 (since 1996)
BIG EAST Player of the Year awards.....	9
BIG EAST Pitcher of the Year awards.....	9
BIG EAST Coaching Staff of the Year awards.....	6

UNIVERSITY OF NOTRE DAME

Fighting Irish



All About The Irish

More than 130 players have taken the field for the Notre Dame softball team since its inception in 1989. The Irish have posted a winning mark in 24 straight seasons and qualified for the NCAA Championship 14 consecutive times. Since joining the BIG EAST Conference in 1996, a total of 115 players have earned all-conference accolades.

ACADEMIC ALL-AMERICANS

Notre Dame's softball team has been well represented on the CoSIDA Academic All-America teams since 1993, when Casey McMurray became the first Irish honoree. Since that season, a Notre Dame player has earned Academic All-America honors on 17 occasions, including four first-team selections. In 2002, Jarrah Myers was named college softball's Academic All-American of the Year.

Stephanie Brown earned second team ESPN The Magazine Academic All-America honors following the 2006 and 2007 seasons. Christine Lux, the program's career home run leader, was also named to the second team in 2010. Lux was a member of Notre Dame's Rosenthal Leadership Academy and was a recipient of the Byron V. Kanaley Award, the most prestigious honor awarded to a Notre Dame student-athlete.

ALKIRE, MELANIE

One of the greatest Notre Dame sluggers set the previous single-season home run mark in 2000. That mark of 13 was later tied by Jarrah Myers during the 2002 campaign. Alkire also has the single-season mark for RBI (64) and slugging percentage (.665). The former shortstop still sits among the top-10 in virtually all of Notre Dame's career batting categories including hits (260), runs (129), batting average (.340), doubles (49), home runs (30), RBI (167) and walks (61).

ALL-AMERICANS

Notre Dame has seen 15 different players earn All-America honors from the National Fastpitch Coaches Association (NFCA) since 1994: Amy Buntin (2012), Dani Miller (2011), Heather Johnson (2011), Katie Fleury (2010), Christine Lux (2009), Stephanie Brown (2006), Melanie Alkire (2000), Megan Ciolli (2004, 2005), Terri Kobata (1994, 1995), Jenny Kriech (2001), Andrea Loman (2002, 2003), Katie Marten (1995, 1996), Jarrah Myers (2001, 2002), Kristin Schmidt (2001) and Jennifer Sharron (2000, 2001).

ALL-TIME RECORD

Entering the 2013 season, Notre Dame softball has posted 977 wins in 24 seasons – just over 40

wins per year – and has never finished a campaign with a win total less than 30. The Irish have won over two-thirds of their games and have never had a losing record as the team enters its 25th season of competitive softball. The program boasts an overall record of 977-438-3 (.690).

BIG EAST CONFERENCE

In Notre Dame's first season of BIG EAST Conference competition (1996) Liz Miller guided her team to the league's South Division title with a 19-1 record. When the Irish first joined the conference, they faced each divisional team in a pair of double-headers over the course of a two-day weekend. The formula changed in 1998, as the games were dropped to just a single doubleheader followed by a solo contest the next day. The conference adopted its current format in 1999, which pits each team in a single-day doubleheader.

Notre Dame is currently 278-50 (.848) in BIG EAST Conference regular-season competition. They finished the 1999 (16-0) and 2001 (20-0) conference schedules with perfect records and have claimed the regular-season title in 13 of the last 16 seasons.

Notre Dame broke through with its first BIG EAST Tournament title in 1999 led by the event's Most Outstanding Player, Jennifer Sharron. The Irish repeated in 2000, then fell to fourth in 2001 before claiming the title in 2002 and 2003. The 2003 team pounded out 21 runs during the tournament and earned the title on Andrea Loman's walk-off home run in the bottom of the ninth inning against Villanova. Loman would go on to earn the tournament's Most Outstanding Player award. The 2006 season produced another championship, as the Irish saddled the strong pitching of Most Outstanding Player Heather Booth to hoist the hardware. It was Notre Dame's fifth BIG EAST Tournament crown, and was followed by a runner-up finish in 2007. Notre Dame brought home the league trophy once again in 2009. In all, Notre Dame has posted a record of 35-20 (.636) over the course of 16 league tournaments.

Notre Dame is one of only three BIG EAST teams that have won at least 18 league games in a single season. The Irish have accomplished the feat on five

occasions since 2001, after first reaching the 18-win mark in 1996. In 2009, both Notre Dame (19-4) and Louisville (19-5) reached the 19-win mark. Notre Dame went 19-1 in 2011.

Notre Dame has seen a team member earn the BIG EAST Conference's top player award on nine occasions. Melanie Alkire won the award in 1999 and 2000, followed by Lizzy Lemire (2001), Jarrah Myers (2002), Andrea Loman (2003) and Megan Ciolli (2004). Meghan Murray also was a two-time honoree, winning the league's top award in 1996 and 1997. Heather Johnson (2011) was the most recent winner of the top award.

Nine players have earned the league's Pitcher of the Year award, five have garnered Rookie of the Year nods, and the coaching staff has been named the top in the conference on six occasions. All-BIG EAST accolades have been passed out to Irish players on 115 occasions since 1996.

BOOTH, HEATHER

One of the most durable pitchers to ever play at Notre Dame, Booth averaged 225.0 innings/season including a school-record 261.1 during the 2006 campaign. Booth finished her career ranked among the top-three pitchers on the all-time record list in six single-season categories (appearances, games started, wins, complete games, innings pitched and strikeouts) and topped the Notre Dame career record books in appearances, games started, wins, complete games and innings pitched.

CAPTAINS

In the 24-year history of Irish softball, a total of 50 different student-athletes have served as team captains. Among that group, six have served as multi-year captains. The two-time captains are Ruth Kmak (1990, 1992), Jennifer Sharron (2000-01), Danielle Klayman (2000-01), Katie Laing (2007-08), Brittney Bargar (2008-09), Linda Kohan (2008-09) and Heather Johnson (2010-11).

CIOLLI, MEGAN

One of the top players in program history, she concluded her career in 2005 with an NFCA All-America honor. She also was an ESPN The Magazine Academic All-District member in her final season. Ciolli was a four-time first-team all-BIG EAST selection – making her one of only four Irish softball players to gain the honor as many times – and was named the BIG EAST Player of the Year in 2004. A two-time NFCA third-team All-American and 2005 captain, Ciolli finds her name atop the all-time leaders in both career hits (284) and stolen bases (76).

DRAMATIC HOME RUNS

Notre Dame has had its fair share of dramatic home runs in its 24-year history – shots late in contests that have tied the game or put the Irish ahead on the scoreboard.

Liz Hartmann has been at the plate for many of those moments, as she hit come-from-behind home runs at Nebraska (2002) and Louisiana-Lafayette (2003) and against Nebraska (2004) in the UNLV Classic.

Also noteworthy is Andrea Loman's ninth-inning blast against Villanova in the 2003 BIG EAST Tournament finale to clinch the championship title. In 2004, Stephanie Brown hit the game-tying moon shot to send the 2004 BIG EAST Tournament title



Heather Booth held five career pitching records after wrapping up her four years with Notre Dame in 2007.

game into extra innings. Then two years later, she delivered again with a two-run blast in the bottom of the seventh inning that enabled the Irish to shock No. 10 Arizona State, 3-2, during the Judi Garman Classic.

Carissa Jaquish joined the group with a two-run home run at Syracuse in the 10th inning to give the Irish a 7-5 come-from-behind victory during the 2006 campaign.

Even pitcher Brittney Bargar got in on the action when her first career hit – a walk-off homer in the bottom of the seventh – proved to be the game winner during a 2007 matchup with Toledo.

In 2008, Linda Kohan and Christine Lux joined rookie Katie Fleury in the home run department during an Irish win over Kent State to open NCAA Regional action in Ann Arbor, Mich. Moreover, the three home runs came in the same inning. It was the second time in school history that the Irish hit three home runs in the same inning – a feat last accomplished exactly one month prior against Wisconsin by the same trio.

Earlier in the 2008 season, Kohan sent a two-run homer out of Louisville's Ulmer Stadium in the eighth inning of a BIG EAST matchup to complete a come-from-behind victory over the Cardinals. The contest was televised live to a national audience.

During a 2009 twinbill with DePaul at Melissa Cook Stadium, Christine Lux had five hits across the two games with a pair of home runs – including a game-one shot that cleared the right field fence and landed on Twickenham Drive. The 334-foot shot would have given the right field fence at Frank Eck Stadium, the home of Notre Dame's baseball team.

FIFTY FOUR

The 2001 Irish softball team posted a stellar 54-7 record, easily setting the mark for the most wins during one season in Notre Dame softball history. Liz Miller's last team posted a national-best 33-game win streak during the season and knocked off nine ranked teams along the way. The Irish stubbed their toe in the BIG EAST Tournament that year, but were awarded a No. 1 seed in the NCAA Tournament for the first time in the program's history. During the year, Notre Dame achieved its highest-ever ranking, peaking at seventh in the USA Today/NFCA Top 25 poll.

FIGHTING IRISH

Exactly where and how Notre Dame's athletic nickname, "Fighting Irish," came to origination has never been perfectly explained. One story suggests the moniker was born in 1899 when with Notre Dame leading Northwestern 5-0 at halftime of a football game in Evanston, Ill., the Wildcat fans supposedly began to chant, "Kill the Fighting Irish, kill the Fighting Irish," as the second half opened. Another tale has the nickname originating at halftime of the Notre Dame-Michigan football game in 1909. With his team trailing, one Notre Dame player yelled to his teammates – who happened to have names like Dolan, Kelly, Glynn, Duffy, and Ryan – "What's the matter with you guys? You're all Irish and you're not fighting worth a lick." Notre Dame came back to win the game and the press, after overhearing the remark, reported the game as a victory for the "Fighting Irish." The most generally-accepted explanation is that the press coined the nickname as a characterization of Notre Dame ath-

letic teams, their never-say-die fighting spirit and the Irish qualities of grit, determination, and tenacity. The term likely began as an abusive expression tauntingly directed toward the athletes from the small, private, Catholic institution. Notre Dame alumnus Francis Wallace popularized it in his New York Daily News columns in the 1920s. The Notre Dame Scholastic, in a 1929 edition, printed its own version of the story: "The term 'Fighting Irish' has been applied to Notre Dame teams for years. It first attached itself years ago when the school, comparatively unknown, sent its athletic teams away to play in another city ... At that time the title 'Fighting Irish' held no glory or prestige ... The years passed swiftly and the school began to take a place in the sports world ... 'Fighting Irish' took on a new meaning. The unknown of a few years past has boldly taken a place among the leaders. The unkind appellation became symbolic of the struggle for supremacy of the field ... the term, while given in irony, has become our heritage ... So truly does it represent us that we are unwilling to part with it." Notre Dame competed under the nickname "Catholics" during the 1800s and became more widely known as the "Ramblers" during the early 1920s in the days of the Four Horsemen. University president Rev. Matthew Walsh, C.S.C., officially adopted "Fighting Irish" as the Notre Dame nickname in 1927.

GAMES PLAYED

Notre Dame set the school record for games played in a single season during the 2004 campaign, taking the field 69 times and compiling a 49-20 record to set the mark for the second-most wins in a single season.

Teammates Stephanie Brown, Meagan Ruthrauff, Sara Schoonaert and Nicole DeFau all share the school record for games played, as each player appeared and started in all of 2004's 69 contests.

The Irish have seen action in a total of 1,418 contests.

GOLD AND BLUE

The origin of Notre Dame's school colors can be traced back to the founding of the University in 1842. At that time, Notre Dame's original school colors were yellow and blue; yellow symbolized the light and blue represented the truth. However, sometime after the Dome and Statue of Mary atop the Main Building were gilded, gold and blue became the official colors of the University.

GOLDEN DOME

The Main Building, surmounted by a statue of Our Lady atop the world-famous Golden Dome – actually gold leaf periodically replaced, most recently in 2005 – at one time comprised the entire University infrastructure, and in 1879 was rebuilt in five months after a devastating fire. The twelve Columbus murals in the main corridor were painted by Luigi Gregori, an Italian artist who spent 17 years at Notre Dame in the latter part of the 1800s. The building now contains the primary administrative offices, including that of Rev. John I. Jenkins, C.S.C., who took over in June of 2005 as Notre Dame's 17th president. The exterior of the building was renovated and cleaned in 1996 and the interior of the building was renovated and reopened in August of 1999, after being closed the previous two academic years.

GUMPF, DEANNA

The third head coach in Notre Dame softball history, Deanna Gumpf served as the Irish pitching coach under Liz Miller for four seasons before taking over the program in the summer of 2001 after Miller's retirement. In her first season, Gumpf and her staff landed the BIG EAST Coaching Staff of the Year and the NFCA Midwest Region Coaching Staff of the Year awards while helping the Irish win the BIG EAST Tournament and advance to the final day of competition in their respective NCAA Tournament regional bracket.

Through 11 seasons at the helm of the program, Gumpf has led the team to five BIG EAST regular season championships, four BIG EAST Tournament titles and 465 wins. She became the program's all-time winningest coach in 2010.

INDOOR FACILITY

Since the weather is not always conducive to outside practice during the winter months in northern Indiana, the Notre Dame softball team takes full advantage of the indoor batting and pitching facility adjacent to Frank Eck Stadium – the home of Notre Dame baseball. Donated by alumnus Frank Eck, the facility features wall-to-wall artificial turf, four full batting tunnels and a regulation day pitching surface. To sharpen its defensive skills during the winter months, Notre Dame heads to the Loftus Sports Center, which features a full Prestige Turf football field that is also lined for softball drills.

IVY FIELD

Once the home of the Fighting Irish, Ivy Field was the place to be for every Notre Dame home game since the program began in 1889. It played host to the BIG EAST Tournament in 1998 and 2006, and Notre Dame posted a 288-48-2 (.855) mark within its friendly confines.

Facility-bests include 24 wins in 1996 and a perfect 18-0 mark at home in 2001.

Ivy Field was retired after Notre Dame swept an April 9, 2008 doubleheader from Eastern Michigan. Christine Lux had nine RBI during the twinbill, tying a school record with seven RBI in the opening contest.



Stephanie Brown picked up her fair share of hardware during her four-year career with Notre Dame, including both academic and athletic All-American awards.

HOME RUN POWER

Notre Dame exploded for a team-record 54 home runs during the 2002 season, shattering the previous record of 36 in 2000. Jarrah Myers ended up with a then single-season-record 13 round trippers, followed by Andrea Loman (11), Andria Bledsoe (7) and Liz Hartmann (7). Hartmann's total was the most-ever by a freshman at Notre Dame until Stephanie Brown notched as many during her rookie campaign in 2004. In all, 10 different Irish players hit at least one home run during the 2002 season.

The Irish threatened the record once again in 2003, cranking 49 balls out of the park. Eight players hit three or more home runs, led by Loman and Hartmann with nine apiece.

Notre Dame also started on a torrid pace with the home run ball in 2004, ending up hitting 39 dingers in 69 games. The Irish again flexed their muscle in 2006 by hitting 44 home runs with Meagan Ruttauff ending the season with 12 home runs.

However, the 2009 season saw 66 Irish home runs leave the yard, led by Christine Lux's 15 (Lux also had 15 as a sophomore in 2008). Linda Kohan belted 11 with Dani Miller posting a freshman-record 11 more. Lux, Kohan and Miller comprised the first threesome of the Irish teammates to post 10+ home runs in program history. The record-setting 66 single-season home runs included four grand slams and 20 multi-home run contests.

Just one season later Notre Dame outdid itself with 75 home runs, as three players – Heather Johnson (17), Lux (17), and Miller (10) – reached double-digits. The team total set a school record while the Irish ranked 13th nationally with 1.27 home runs per game. Twelve Irish players hit at least one home run in 2010.

HAYES, SARA

The premier hitter for the Irish in the early 1990s, Sara Hayes' name appears all over the Notre Dame career offensive record book. She ranks in the top seven for doubles (44), triples (11), home runs (26), RBI (137), walks (66) and putouts (964). Hayes was named the Midwestern Collegiate Conference's Player of the Year in 1995 and was a three-time first-team all-conference pick.



A strong case could certainly be made for Andrea Loman when debating the all-time greatest players in Notre Dame history.



Paul and Linda Demo, parents of Melissa Cook, at the stadium dedication in 2008.

INTERNATIONAL TRAVEL

The Notre Dame softball team has enjoyed three memorable international trips over the past several years. Prior the 2000 season, the team spent its fall break in Australia, while the 2004 team ended up in Ireland and England for several days in October of 2003.

While in Europe the Irish had a chance to develop softball at the grassroots level, as the team spent time in Dublin and London during its trip, offering clinics to local softball players.

Gumpf's 2008 squad trekked through Italy during fall break (2007), including stops in Rome, Florence, Venice and Forli. The Irish racked up the frequent flyer miles again in the fall of 2011 with another expedition to Australia.

JOHNSON, HEATHER

Sidelined with a knee injury which allowed her to return to the program for a fifth season, Heather Johnson made the most of her time in the Irish uniform by shelving third team All-American honors in 2011. Johnson put up huge offensive numbers in 2011 with a .383 batting average and .651 slugging percentage. Johnson accounted for 67 hits, 11 doubles, 12 home runs, 64 RBI and 114 total bases. She drew 17 walks and was fanned on just 10 occasions in 175 at-bats.

Johnson was the 2011 BIG EAST Player of the year, a first-team all-league choice and a second-team all-region selection.

Johnson ended her tenure as the program's single-season (68) and career (214) RBI leader and is the BIG EAST record holder with 82 career RBI in league play.

KOBATA, TERRI

One of the most dominant pitchers in all of college softball in the early 1990s, Terri Kobata became Notre Dame's first softball All-American by claiming the honor in 1994. She ended her career with 42 shutouts, an overall record of 79-15 (.840), 907 strikeouts, 285 hits allowed, and a minuscule 0.63 ERA. Kobata's legacy also is highlighted by 15 career no-hitters – 14 of which were solo – which helps make her one of the greatest hurlers in Notre Dame history. She posted a 10.09 strikeout ratio for her career, the 10th-best mark ever in NCAA history. Her single-season 10.90 strikeout ratio led all of college softball in 1993.

LOMAN, ANDREA

It would be a difficult challenge to proclaim who the greatest player in Notre Dame softball history may be, but 2003 graduate Andrea Loman would be one of the first players brought up in the conversation. Loman compiled one of the greatest careers in Irish history from 2000-03, claiming two All-America honors along with the BIG EAST Player of the Year, BIG EAST Championship's Most Outstanding Player and BIG EAST Rookie of the Year trophies.

Loman's presence in the Irish record book speaks for itself, as the Riverside, Calif., native stands second in career runs (164), third in walks (87) and home runs (31), fourth in RBI (148) and fifth in batting average (.347), and seventh in doubles (44) and fielding percentage (.977). In 2003, Loman led the Irish in batting average (.402), runs (43), hits (68), doubles (12), home runs (9), RBI (42), total bases (111), slugging percentage (.657), on-base percentage (.466) and stolen bases (18).

MELISSA COOK STADIUM

A 1993 Notre Dame graduate and softball letter-winner, Melissa Cook was the first former player to pass away when she left us in 2002 – but her legend and spirit continue to thrive at the University.

At Ivy Field, head coach Deanna Gumpf – along with the 2003 Irish team and Cook's family – dedicated a bench near the facility to the former second baseman and shortstop during the team's fall alumni game scrimmage.

In the summer of 2006 Cook's parents – Linda and Paul Demo – made a generous donation to the Notre Dame softball team to help defray the costs of construction for a new softball stadium in Melissa's memory. The Melissa Cook Stadium, a \$4.8 million facility, is located on the southeast corner of the Notre Dame campus near Eck Baseball Stadium. The stadium was dedicated in April 2008, and is considered one of the more remarkable softball facilities in the Midwest.

Raised in Merrillville, Ind., Cook played for the Fighting Irish softball team in 1991 and 1992, seeing time at second base, shortstop and catcher. She led the team in triples as a freshman and earned a monogram before opting to study abroad one year later. An accounting major, she earned her bachelor's degree and was the controller for Teamsters Union Local 786 prior to her death.

She was a standout athlete in high school, excelling in basketball, volleyball and softball. When Notre Dame offered her a scholarship to play softball, she had achieved a lifelong dream.

Notre Dame broke ground on the stadium in April 2007 on the weekend the University celebrated 35 years of women's athletics.

MIDWESTERN COLLEGIATE CONFERENCE

Notre Dame competed in the Midwestern Collegiate Conference – now called the Horizon League – from 1989 through 1995 before joining the BIG EAST Conference. The Irish racked up a record of 66-15 (.815) in MCC regular-season play and won the league tournament title in five of its seven years of membership. Notre Dame's first coach, Brian Boulaç, was named MCC Coach of the Year in 1989 while Liz Miller landed the same honor in 1994 and 1995.

MILLER, LIZ

The architect of Notre Dame softball's rise to prominence, Liz Miller coached the Irish for nine seasons (1993-2001) and led the team to six NCAA Tournament appearances. Miller posted an outstanding 377-156 (.707) record at Notre Dame, which was the final coaching stop of her stellar career. She was named to the NFCA Hall of Fame in the fall of 2005. Among her career highlights, Miller implemented the women's athletic program at Lake Michigan College and compiled a 1,047-331 overall combined record while coaching volleyball, basketball and softball at the school. After narrowing her focus solely on softball, she amassed 12 conference championships and 11 regional titles for Lake Michigan.

Miller received an honorary monogram from the University of Notre Dame upon her retirement at the end of the 2001 season. She and her husband, Lloyd, who also played a large part in the development of the Notre Dame program while Liz was head coach, are still very close to the program and to this day attend many of the team's games both at home and on the road.

Miller ended her softball coaching career with 918 career victories in 26 seasons, winning more than 75 percent of the games she coached.



Staci Alford (1990-93) threw the first ever no-hitter for Notre Dame on April 5, 1990.

MONOGRAM CLUB

The Notre Dame Monogram Club is comprised of some 4,000 due-paying individuals who have earned the University's varsity athletic insignia for their athletic or team support endeavors or have been honorary monogram recipients. The club supports the primary goal of the University: the spiritual, intellectual, and physical development of its students and alumni. By providing its members the opportunity to foster and maintain relationships across different sports, generations and geographical locations, the Monogram Club aspires to contribute – through the common bond of sport – to the social and professional enrichment of its members while providing a means for ongoing association with the University. As an integral part of the Notre Dame family, the Monogram Club endeavors to uphold and enrich the great tradition of Notre Dame athletics.

MYERS, JARRAH

Possibly the greatest power hitter to ever don the blue and gold, Myers completed her career in 2002 with a trunk full of awards. In 2002 alone, she was named the BIG EAST Player of the Year, the BIG EAST Scholar-Athlete of the Year, first-team CoSIDA Academic All-American, third-team NFCA/Louisville Slugger All-American, CoSIDA Academic All-American of the Year for softball, and earned the Notre Dame Monogram Club Team MVP. Even more, she took home Notre Dame's Knute Rockne Scholar-Athlete Award and became the fourth Notre Dame softball player to land the school's prestigious Byron V. Kanaley Award.

Myers sits atop the Irish career lists in home runs (36), RBI (174) and putouts (1,337). Myers is also fourth in walks (76), seventh in stolen bases (43) and tenth (.976) in fielding percentage.

NCAA TOURNAMENT

The Notre Dame softball team has appeared in the NCAA Tournament 17 times overall including visits in each of the last 14 seasons. The Irish have reached the final day of regional competition nine times before being eliminated by Arizona (2012), Michigan (1995, 2003, 2009 and 2010), Iowa (2001), Nebraska (2002) and Northwestern (2005 and 2006). Although Notre Dame has made 17 different trips to The Show, they have only visited five different post-season sites (Bloomington, Ind. – 1994; Ann Arbor, Mich. – 1995-96, 1999-2000, 2003-04, 2008-11; Iowa City, Iowa – 2001-02; Evanston, Ill. – 2006-07; Tucson, Ariz. – 2012).

The Irish served as a tournament host to regional competition in 2005, tacking on a 2-2 record during play at Ivy Field.

UNITED STATES NATIONAL TEAMS

Four Irish players have made their presence felt on the United States National Team over the past several years. Jarrah Myers, Lizzy Lemire and Jennifer Sharron became the first Notre Dame players to earn a spot on the U.S. National Team, doing so in the summer of 2001. Lemire played on the USA Red team, which competed in the 2001 U.S. Cup. Myers and Sharron landed on USA Blue, which traveled to Maracay, Venezuela, for the Pan Am Qualifier. USA Blue dominated the tournament, not allowing a single run to any of the competing teams. Sharron even tossed a perfect game for USA Blue in their battle with Brazil.



Christine Lux is one of the most prolific home run hitters in Notre Dame history.

Mallorie Lenn earned a spot on the U.S. Junior National team in Hermasillo, Mexico, for the first Pan American championship team during the summer of 2002. Lenn was a key member of the gold-medal winning U.S. team, providing the game-winning RBI in its final round-robin game, and was behind the plate for the tournament's final contest, which the United States won against Canada.

Alexis Madrid competed as a member of the Puerto Rican National Fastpitch team during the summer of 2002.

In 2006, Linda Kohan earned an invitation to join the Israeli National team, but declined the offer.

NATIONAL PRO FASTPITCH

National Pro Fastpitch, a six-team professional softball league, began competition in the summer of 2005. Megan Ciolli, who played for the Chicago Bandits, represented Notre Dame during the league's inaugural season. She made her alma mater proud by batting .241, adding eight RBI, eight stolen bases, and a homer.

Stephanie Brown was drafted by the Chicago Bandits in 2007 and enjoyed a successful, but brief, playing career that was cut short due to injury.

NO-HITTERS

There have been 39 no-hitters thrown in Notre Dame softball history, including the most recent by (then) sophomore Laura Winter against DePaul in 2012. Winter's feat was the first in Melissa Cook Stadium.

Brittney Bargar recorded the program's first no-hitter in an NCAA Tournament game, a 9-1 decision over Kent State in 2008, which also gave Bargar the honor of becoming the first Irish pitcher to record 30 wins in a season. Bargar's first no-hitter of the season came at Syracuse to celebrate Notre Dame's 800th overall win.

Terri Kobata ended her career as the queen of no-hitters at Notre Dame with 15 on her resume.

ONE OF THE BEST

The NFCA announced the USA Today/NFCA All-Time Top 50 during the fall of 2003 and Notre Dame ranks among the top softball programs in the nation. The Irish were tagged with the poll's 32nd spot.

Based on the weekly national rankings from 1995 until the end of the 2003 slate, the poll was led by Arizona, followed by UCLA and Washington.

RANKED TEAMS

The Irish have a tendency to pull off the upset and defeat a ranked opponent on an annual basis. In every season dating back to 1994 – with the exception of the 2003 campaign – Notre Dame has downed at least one team that was in the top-25. Overall, Notre Dame has 59 wins over 30 ranked opponents. Among some of the higher ranked programs the Irish have knocked off in recent years are: Washington (#4), Nebraska (#4), Michigan (#5), Tennessee (#5), Oklahoma (#6), Fresno State (#7), Florida State (#9), and Arizona State (#10).

RECORD BREAKERS

Since Deanna Gumpf assumed control of the program for the 2002 season, the Irish have continued to match or eclipse several single-season records.

The 2002 team set school records for home runs (54) and runs scored (318). The 2003 edition set the school mark (at the time) for fielding percentage (.971). In 2004, the Irish established the record number of double plays (22), games played (69) and complete games pitched (52). One year later, Notre Dame set the school records for strikeouts thrown (527), strikeouts per seven innings (8.74) and attempted steals (134). The 2006 edition of the Blue and Gold holds the school record for single-season walks (144) and fielding percentage (.977). The single-season walks record was rewritten in 2008 (148).

A number of top single-season team marks were set during 2009 including: runs (2nd – 310), doubles (3rd – 90), home runs (1st – 66), RBI (1st – 282), total bases (1st – 748), slugging pct. (1st – .501), walks (1st – 152), on-base pct. (2nd – .371) and complete games (3rd – 46).

Notre Dame finished 2010 with renewed single-season program records with a nation-leading batting average (.343), runs (369), doubles (103), home runs (75), RBI (337), total bases (878), slugging pct. (.590), on-base pct. (.409) and fielding pct. (.978). The Irish were second among NCAA teams with 1.75 doubles per game and fourth in slugging pct.

In regular season BIG EAST play, the Irish ranked first in slugging percentage (.635), runs scored (150), RBI (134), doubles (46), home runs (31) and total bases (330).

ROAD WARRIORS

During the program's second complete varsity season in 1990, Notre Dame began to hit the road and take part in what has become a staple tradition in collegiate softball – the early season, warm-weathered tournaments. The Irish are one of the many softball programs that annually seek the top competition in the top tournaments slated for the season's first several weeks.

Notre Dame has traveled to 51 destinations in 20 different states for early-season tournaments since 1990.

RUTHRAUFF, MEAGAN

Over a historical four-year career with the Irish, Meagan Ruthrauff established herself as one of the most productive hitters to play under the Golden Dome. Ruthrauff set a new standard for single-

game offensive production during a 2006 meeting with Pittsburgh as she clubbed a team-record three home runs on her way to knocking in a school-record seven runs against the Panthers. The former first baseman and designated player ranks second in Notre Dame single-season history in walks (36), RBI (54), and on-base percentage (.477) and fifth in home runs (12). Ruthrauff is the career leader in games played (247) and walks (112).

SHARRON, JENNIFER

Jennifer Sharron graduated from Notre Dame in 2001 but left her mark in the circle as a storied pitcher. The only lefthander to ever pitch for Notre Dame, Sharron sits among the all-time leaders in wins (88), complete games (76) and innings pitched (772.1). She became the first BIG EAST player to win four consecutive conference pitcher-of-the-year awards (1998-2001) and earned first-team all-conference honors four consecutive times.

STENGLEIN, STEFFANY

One of the greatest strikeout pitchers the Irish has produced, Stenglein ranks among the best for single-season strikeouts (310), innings pitched (250.2) and wins (27). She also finished her career in 2005 ranking among the top-three in appearances (154), games started (132), wins (79) and innings pitched (744.0). Stenglein was also a three-time all-BIG EAST first-team selection and a two-time conference pitcher of the year.

SEVEN FIRST-TEAMERS

Notre Dame has improved its school record for first-team all-BIG EAST honorees three times in the last several seasons. The 2001, 2002 and 2004 teams included a record seven first-team award winners: 2004 – Steffany Stenglein, Heather Booth, Mallorie Lenn, Liz Hartmann, Stephanie Brown, Megan Colli and Nicole deFau; 2003 – Andria Bledsoe, Giolli, Andrea Loman, Lisa Mattison, Stenglein, Jarrah Myers and Jenny Kriech; 2001 – Loman, Mattison, Kriech, Melanie Alkire, Lizzy Lemire, Jennifer Sharron and Kristin Schmidt.

VICTORY MARCH

The most recognizable collegiate fight song in the nation, the "Notre Dame Victory March" was written in the early 1900s by two brothers who were University of Notre Dame graduates. Michael Shea, a 1905 graduate, composed the music while his brother, John Shea, who earned degrees in 1906 and 1908, provided the corresponding lyrics. The song was copyrighted in 1908 and a piano version, complete with lyrics, was published that year. Michael, who became a priest in Ossining, N.Y., collaborated on the project with John, who lived in Holyoke, Mass., the song's public debut came in the winter of 1908 when Michael played it on the organ of the Second Congregational Church in Holyoke. The Shea brothers later presented the "Notre Dame Victory March" to the University, and it first appeared under the copyright of the University of Notre Dame in 1928. The copyright for the beginning of the song still is in effect. The more well-known second verse, which begins with the words "Cheer, cheer for Old Notre Dame," now is in the public domain in the United States (for both the music and lyrics) – but the second verse remains protected in all territories outside of the country. Notre Dame's fight song first was performed at

Notre Dame on Easter Sunday, 1909, in the rotunda of the Main Building when the Notre Dame band performed the Victory March as part of its traditional Easter morning concert. It was first heard at a Notre Dame athletic event 10 years later. In 1969, as college football celebrated its centennial, the "Notre Dame Victory March" was honored as the "greatest of all fight songs." Michael Shea was pastor of St. Augustine's Church in Ossining until his death in 1938. John Shea, a baseball monogram winner at Notre Dame, became a Massachusetts state senator and lived in Holyoke until his death in 1965.

The original lyrics, written when all athletes at Notre Dame were male, refer to "sons," but in recognition of the fact that the Victory March is now played for athletic teams composed of men and women, many modify the words accordingly. The "Victory March" earned a number-one ranking in ratings compiled in 1998 in a book, "College Fight Songs: An Annotated Anthology." The "Victory March" was also the No. 1-ranked fight song in a 1990 survey conducted by Bill Studwell, a librarian at Northern Illinois University.

Rally sons of Notre Dame:

Sing her glory and sound her fame,
Raise her Gold and Blue
And cheer with voices true:
Rah, rah, for Notre Dame

We will fight in ev-ry game,
Strong of heart and true to her name
We will ne'er forget her
And will cheer her ever
Loyal to Notre Dame

Cheer, cheer for old Notre Dame,
Wake up the echoes cheering her name,
Send a volley cheer on high,
Shake down the thunder from the sky.
What though the odds be great or small
Old Notre Dame will win over all,
While her loyal sons are marching
Onward to victory.

WEBSITE

At any time of the day Notre Dame alumni and fans are just a keystroke away from up-to-date and complete coverage of all 26 Irish varsity sports through the expanded offerings now available on UND.com, the University's official athletics website.

Notre Dame's website also offers a variety of press releases, media guide information, individual team pages and other print material.



No other southpaw left their mark on the Irish program quite like pitcher Jennifer Sharron.

UNIVERSITY OF NOTRE DAME

Fighting Irish



Season Preview

Notre Dame was tabbed to finish second in the conference according to the 2013 BIG EAST Softball Preseason Poll. The Irish also finished one spot out of the USA Today/NFCA Division I and ESPN.com/USA Softball Collegiate Top 25 preseason rankings, leading the receiving votes category in each poll.

Irish Preparing To Make An Impact

Notre Dame starts drive toward seventh BIG EAST title.

The position that the Notre Dame softball team found itself in this offseason was considerably different from where the Irish were entering 2012. Replacing eight seniors, an extremely large class to lose, from a 46-10 campaign in 2011, Notre Dame was up to the task last season, finishing 40-16. A berth in the BIG EAST Conference Championship game against Louisville and a 14th straight NCAA Regional trip capped what has become the norm for the Irish.

After saying goodbye to four seniors from the 2012 squad, including 2011 NFCA third team All-American Dani Miller and three-time all-BIG EAST first team selection Alexa Maldonado, Notre Dame finds itself in prime position to reload once again.

"When you lose players like Dani and Alexa, you can't really replace them," Irish head coach Deanna Gumpf says. "That's not to say players are irreplaceable, it's just a matter of someone being able to step into that position and get the job done at the highest level. No one will ever take Alexa's place in center field, for example, because she was unbelievable, but there are players who will find a way to be successful in a different way."

Notre Dame returns 13 monogram winners in 2013, including seven regular starters. The lack of unfamiliarity makes it easy to see Gumpf's enthusiasm regarding her seasoned roster.

"When players leave, you don't expect others to take their place, you expect the returnees to become the best at who they are, and that's what we're looking forward to this year," Gumpf says. "Who is going to make a name for themselves, who is going to be next? I think we definitely have players on this team capable of that."

One player who will directly assume a leadership role is senior catcher Amy Buntin, who along with outfielder Kelsey Thornton were selected as 2013 captains by their teammates. Buntin enjoyed a productive year at the plate last season, leading the Irish with a .360 batting average and pacing the BIG EAST with 60 RBI and 45 runs scored. The Franklin, Tenn., native was named to the NFCA All-America second team in recognition of her achievements, becoming the program's 21st All-America selection in the process.

"The key for Amy was that she was not going to let anyone beat her out," Gumpf says. "She

got to that point, as an athlete, where she was going to be the player that she knew she could be. Amy let her confidence take over, and as the season went on, she became comfortable as both a player and a leader on the field.

"Amy is not one to even think about awards, because being an All-American for Amy, that didn't even enter her mind. She just wanted to be good, and she wants to win."

Buntin and junior right-hander Laura Winter (29-11, 2.18 ERA in 2012) return this season for

handling the bulk of the pitching. With freshman Allison Rhodes (Kirkland, Wash.), I am very excited to see her future on the mound."

Rhodes will become just the second left-handed pitcher to play for the Irish, joining two-time All-American Jennifer Sharron ('01). Although the advantage of the "righty versus lefty" matchup has long been debated in softball, Gumpf believes that Rhodes can give opposing hitters a brand new, and in many ways unfamiliar look when entering during the middle of a game.

"It certainly depends on the lineup we are facing, but a left-handed pitcher can be a huge asset on the mound, at times," Gumpf says. "If we're facing a pure left-handed lineup, the ball comes in completely different to what hitters are accustomed to."

Like last season, Buntin expects to see the majority of innings behind the plate as Notre Dame's starting catcher. Sophomore Cassidy Whidden (26 games, five starts last season) and freshman Casey Africano (Huntington Beach, Calif.) will compete with the senior captain for innings as the Irish backstop.

"Amy has certainly earned the starting job, but I love what Cassidy has been doing behind the plate during the offseason," Gumpf says. "I think she's a great receiver and communicator, so she will be getting innings. Also, Casey will be splitting time catching, playing in the outfield and being the designated player."

The most experienced corps on the field for Notre Dame will be its infield, as the Irish return a primary starter at every position with the exception of first base. Junior Chloe Saganowich (2012 all-BIG EAST second team; 56 starts at shortstop) and sophomore Katey Haus (55 starts at third base as a freshman)

were anchors on the left side of the infield a year ago, combining for 105 putouts and 176 assists. Sophomore Jenna Simon (48 starts as a freshman) is expected to remain at second base, with freshman Carly Piccinich (Wyckoff, N.J.) working in as the season moves along.

"Carly is a player that gives us a level of depth (up the middle)," Gumpf says. "If a starter happens to go down at any point, we are confident we can put Carly in and shift everyone else over."

A total of three players are battling for the starting job at first base, with seniors Jackie Bowe (28 career starts) and Kathryn Lux (13



Sophomore Katey Haus

their second full season as the primary Notre Dame battery. Winter shined during the BIG EAST schedule a year ago, logging a 13-2 mark with a sparkling 1.21 ERA and 102 strikeouts. The Irish ace also threw the first no-hitter in Melissa Cook Stadium history April 21 against DePaul, one of the many highlights that led to her receiving the BIG EAST Pitcher of the Year award.

"Amy and Laura have great pitcher-catcher chemistry, and they work really well together," Gumpf says. "As with last year, Laura and Britany O'Donnell (11-5, 3.57 ERA in 2012) will be

career starts), and freshman Micaela Arizmendi (Huntington Beach, Calif.) in contention.

"With the infield more or less having an entire year together, we are farther ahead than we were a year ago," Gumpf says. "There were three new players in the infield last season, so in comparison, we are so much better fundamentally heading into the season. What's exciting is having an additional year in 2014 where we don't expect to see much change, either."

The Notre Dame outfield returns a number of familiar faces, including co-captain Thornton, a 2012 all-BIG EAST second team selection, in right field. Sophomore Emilee Koerner (45 starts in left field as a freshman) and junior Lauren Stuhr (10 starts as a sophomore) are the other projected starters.

"They have all started a number of games, maybe not in center field, but they have started games for us in the past," Gumpf says. "With the addition of freshman Megan Sorlie (Wichita, Kan.), a player who brings great range and a phenomenal arm, Casey (Africano), who will split time at catcher and in the outfield, and the experience of Monica Torres (70 career games played), who has been with our program going three seasons, it just adds to the equation."

Notre Dame was the top team in the receiving votes category of both the USA Today/NFCA Division I and ESPN.com/USA Softball Collegiate Top 25 preseason polls. The Irish received 129 voting points and one first-place vote to finish second in the league standings in the 2013 BIG EAST Softball Preseason Poll, edging out defending conference champion Louisville (128 points, four first-place votes) for the runner-up position.

South Florida claimed seven first-place votes as the preseason conference favorite, earning 134 voting points. DePaul topped the final first-place vote to finish in fourth place with 117 points. Syracuse rounded out the top-five with 96 points.

Notre Dame opens its spring a week earlier than usual, with four games at the Charlotte Fast Pitch Classic. The Irish face Wisconsin and Charlotte Feb. 9 before taking on Wisconsin and Presbyterian Feb. 10.

"I think we are an experienced enough team to start a week earlier than we have before," Gumpf says. "You do have to prepare a bit differently to be ready for an earlier start, but a positive is all of the teams that we are playing will start at 0-0, too, which hasn't happened in the past."

The Fighting Irish travel to the Campbell/Cartier Classic at San Diego State University (Feb. 15-17) for the second consecutive season. Opponents during the five-game showcase include 2009 NCAA champion Washington (Feb. 15) and 2012 NCAA runner-up Oklahoma (Feb. 17).

"If you look at our past, compiling a challenging schedule is something that we do every single year," Gumpf says. "I'm a big believer in knowing who we are going to play at the end of the year, and preparing for those opponents. Facing teams of World Series caliber will do nothing but prepare us for NCAA Regional play this year."



Senior Brittany O'Donnell

After returning to the East Coast, Notre Dame will play four games at the Pirate Invitational at East Carolina University Feb. 23-24 before making a third straight appearance in the Citrus Classic March 2-3 at the Disney Wide World of Sports complex in Buena Vista, Fla.

Notre Dame travels back out West for four games at the Arizona State University Diamond Devil Invitational March 9-10, with the final contest of the event pitting the Irish against 2011 NCAA champion Arizona State (March 10). The Irish are scheduled to face Cal State Fullerton March 13 and Arizona March 14 as part of

the prestigious Judi Garman Classic in Fullerton, Calif., before wrapping up tournament play at UC Riverside March 15-16.

"We always communicate to the team that our goal is to use the early part of the season to figure out what we're all about, and use it to gain knowledge about ourselves," Gumpf says. "While we learn about ourselves, we will do everything we can to win every single game, preparing to ultimately contend for the BIG EAST Championship."

"It's exciting to look at our schedule and see all of the great teams that will help us immensely in preparing for our ultimate goal, the NCAA Championship."

The Irish open BIG EAST play with a three-game series at Seton Hall March 23-24 before traveling to Western Michigan for a single non-conference game March 27.

Wisconsin-Green Bay will be the first visitor Notre Dame welcomes to Melissa Cook Stadium for the 2013 season March 28. After a league doubleheader April 3 at Georgetown, the Irish return to their home field for a set of BIG EAST games against Villanova April 6-7.

An April 9 non-conference tilt at Northwestern sets the stage for four straight games at Melissa Cook Stadium against Toledo (April 10) and Rutgers (April 13-14).

Non-league matchups at Michigan State (April 16) and home against Valparaiso (April 18) lead into a three-game BIG EAST road trip to Pittsburgh (April 20-21). Notre Dame heads home to host a doubleheader against Connecticut April 23 before the regular season's final road swing through Chicago at DePaul April 27-28.

The last homestand of 2013 at Melissa Cook Stadium will feature the Irish squaring off with Eastern Michigan April 30 before a three-game set against defending BIG EAST champion Louisville May 4-5. The doubleheader against the Cardinals on May 4, scheduled for a 4 p.m. tentative

start, will be televised live on ESPN2.

The BIG EAST Conference Championship will be held May 9-11 at the University of South Florida Softball Stadium in Tampa, Fla. The league's top eight teams will advance to the three-day tournament, and the championship game on May 11 at 4 p.m. will be televised live on ESPN2.


NCAA Regionals are set to begin May 17 at various campus sites. The 2013 Women's College World Series will be held May 28-June 3 in Oklahoma City, Okla.

Numerical

No.	Name	Year	Position	Height	B / T	Hometown / High school
1	Kelsey Thornton	Sr.	Outfield	5-6	L/R	Sugar Land, Texas/Elkins
2	Micaela Arizmendi	Fr.	Infield	5-5	L/L	Huntington Beach, Calif./Mater Dei
3	Emilee Koerner	So.	Outfield	5-5	L/R	Tustin, Calif./Foothill
4	Lauren Stuhr	Jr.	Outfield	5-6	B/R	Huntington Beach, Calif./Huntington
5	Allison Rhodes	Fr.	Pitcher	5-8	L/L	Kirkland, Wash./Juanita
7	Jenna Simon	So.	Infield	5-4	L/L	Granger, Ind./Penn
9	Katey Haus	So.	Infield	5-5	R/R	Oceanside, Calif./Vista
11	Carly Piccinich	Fr.	Infield	5-5	L/R	Wyckoff, N.J./Immaculate Heart Academy
12	Megan Sorlie	Fr.	Outfield	5-8	L/L	Wichita, Kan./Andover Central
14	Monica Torres	Jr.	Outfield	5-7	R/R	Winter Springs, Fla./Winter Springs
15	Jackie Bowe	Sr.	Infield	5-7	R/R	Galesburg, Mich./Galesburg-Augusta
22	Kathryn Lux	Sr.	Infield	5-10	R/R	Glendale Heights, Ill./Glenbard West
28	Brittany O'Donnell	Sr.	Pitcher	5-9	R/R	Avon, N.J./Red Bank Catholic
34	Casey Africano	Fr.	Catcher/Outfield	5-5	R/R	Huntington Beach, Calif./Edison
40	Amy Buntin	Sr.	Catcher/Utility	5-8	R/R	Franklin, Tenn./Brentwood
42	Chloe Saganowich	Jr.	Infield	5-9	R/R	Treasure Island, Fla./St. Petersburg Catholic
44	Laura Winter	Jr.	Pitcher/Infield	6-1	R/R	San Diego, Calif./Rancho Bernardo
51	Cassidy Whidden	So.	Catcher	5-6	R/R	Parish, Fla./St. Stephen's

Alphabetical

No.	Name	Year	Position	Height	B / T	Hometown / High school
34	Casey Africano	Fr.	Catcher/Outfield	5-5	R/R	Huntington Beach, Calif./Edison
2	Micaela Arizmendi	Fr.	Infield	5-5	L/L	Huntington Beach, Calif./Mater Dei
15	Jackie Bowe	Sr.	Infield	5-7	R/R	Galesburg, Mich./Galesburg-Augusta
40	Amy Buntin	Sr.	Catcher/Utility	5-8	R/R	Franklin, Tenn./Brentwood
9	Katey Haus	So.	Infield	5-5	R/R	Oceanside, Calif./Vista
3	Emilee Koerner	So.	Outfield	5-5	L/R	Tustin, Calif./Foothill
22	Kathryn Lux	Sr.	Infield	5-10	R/R	Glendale Heights, Ill./Glenbard West
28	Brittany O'Donnell	Sr.	Pitcher	5-9	R/R	Avon, N.J./Red Bank Catholic
11	Carly Piccinich	Fr.	Infield	5-5	L/R	Wyckoff, N.J./Immaculate Heart Academy
5	Allison Rhodes	Fr.	Pitcher	5-8	L/L	Kirkland, Wash./Juanita
42	Chloe Saganowich	Jr.	Infield	5-9	R/R	Treasure Island, Fla./St. Petersburg Catholic
7	Jenna Simon	So.	Infield	5-4	L/L	Granger, Ind./Penn
12	Megan Sorlie	Fr.	Outfield	5-8	L/L	Wichita, Kan./Andover Central
4	Lauren Stuhr	Jr.	Outfield	5-6	B/R	Huntington Beach, Calif./Huntington
1	Kelsey Thornton	Sr.	Outfield	5-6	L/R	Sugar Land, Texas/Elkins
14	Monica Torres	Jr.	Outfield	5-7	R/R	Winter Springs, Fla./Winter Springs
51	Cassidy Whidden	So.	Catcher	5-6	R/R	Parish, Fla./St. Stephen's
44	Laura Winter	Jr.	Pitcher/Infield	6-1	R/R	San Diego, Calif./Rancho Bernardo



2013 Notre Dame Softball Team

Sitting (l-r): Carly Piccinich, Jenna Simon, Cassidy Whidden, Monica Torres

Kneeling (l-r): Lauren Stuhr, Katey Haus, Casey Africano, Kelsey Thornton, Micaela Arizmendi, Emilee Koerner, Allison Rhodes, Megan Sorlie, Amy Buntin

Standing (l-r): Athletic trainer Nicole Alexander, director of operations John Whitty, strength and conditioning coach Kaitlin Sweeney, head coach Deanna Gumpf, Jackie Bowe, Kathryn Lux, Laura Winter, Chloe Saganowich, Brittany O'Donnell, associate coach Lizzy Lemire, associate coach Kris Ganef, volunteer assistant coach Jessica Hufnagle, manager Bridget McMillan

Pronunciations

Micaela ArizmendiAIR-iz-mend-ie
Jackie BoweBO
Amy BuntinBUNNE-tin
Kris GanefGANN-eff
Katey HausHOSS
Gessica HufnagleJESSICA
Emilee KoernerKERNER
Lizzy LemireLEH-meer
Kathryn LuxLUCKS
Carly PiccinichPIK-in-itch
Chloe SaganowichKLOWE-ie
.....SUH-gone-oh-which
Lauren StuhrSTEW-uhr
Monica TorresTORE-ez
Cassidy WhiddenWIDD-in

2013 BIG EAST Preseason Poll

	Points	2012 Overall Record	2012 BIG EAST Record
1. USF (7)	134	50-12	17-5
2. Notre Dame (1)	129	40-16	16-3
3. Louisville (4)	128	55-5	20-2
4. DePaul (1)	117	36-22	14-8
5. Syracuse	96	43-16	17-5
6. Rutgers	87	26-28	9-13
7. Pittsburgh	71	26-26	8-14
8. St. John's	70	23-24	10-12
9. Connecticut	65	21-27	9-13
10. Providence	42	17-36	7-14
11. Villanova	30	32-24	6-16
12. Seton Hall	24	21-32	3-19
13. Georgetown	21	19-32	3-15

(x) indicates first place votes



Senior Amy Buntin

Top Returners

Amy Buntin / C / UT / Sr.
 (.360 AVG., 45 R, 62 H, 12 HR, 60 RBI, .616 SLG)
 Laura Winter / P / IF / Jr.
 (29-11, 2.18 ERA, 39 GS, 28 CG, 6 SHO, 263.1 IP,
 288 SO)
 Kelsey Thornton / OF / Sr.
 (.348 AVG., 33 R, 57 H, 9 RBI, .357 OBP, 19 SB)
 Chloe Saganowich / IF / Jr.
 (.321 AVG., 35 H, 6 2B, 2 3B, 2 HR, 15 RBI, .368 OBP)

Key Losses

Alexa Maldonado / OF
 (.333 AVG., 42 R, 58 H, 10 2B, 7 HR, 28 RBI, .420 OBP)
 Dani Miller / IF
 (.341 AVG., 34 R, 56 H, 10 2B, 16 HR, 58 RBI, .695 SLG)
 Kasey O'Connor / IF
 (.301 AVG., 25 H, 5 2B, 11 RBI, .356 OBP, 2 SB)

Newcomers

Casey Africano / C / OF
 (Huntington Beach, Calif./Edison)
 Micela Arizmendi / IF
 (Huntington Beach, Calif./Mater Dei)
 Carly Piccinich / IF
 (Wyckoff, N.J./Immaculate Heart Academy)
 Allison Rhodes / P
 (Kirkland, Wash./Juanita)
 Megan Sorlie / OF
 (Wichita, Kan./Andover Central)

Roster Breakdown by ...

Class

Seniors (5)

Bowe, Buntin, Lux, O'Donnell, Thornton

Juniors (4)

Saganowich, Stuhr, Torres, Winter

Sophomores (4)

Haus, Koerner, Simon, Whidden

Freshmen (5)

Africano, Arizmendi, Piccinich, Rhodes,
 Sorlie

Position

Pitcher (3)

O'Donnell, Rhodes, Winter

Catcher (3)

Africano, Buntin, Whidden

Infield (8)

Arizmendi, Bowe, Haus, K. Lux,
 Piccinich, Saganowich, Simon, Winter

Outfield (6)

Africano, Koerner, Sorlie, Stuhr,
 Thornton, Torres

Utility (1)

Buntin

State

California (6)

Africano, Arizmendi, Haus, Koerner,
 Stuhr, Winter

Florida (3)

Saganowich, Torres, Whidden

Illinois (1)

K. Lux

Indiana (1)

Simon

Kansas (1)

Sorlie

Michigan (1)

Bowe

New Jersey (2)

O'Donnell, Piccinich

Tennessee (1)

Buntin

Texas (1)

Thornton

Washington (1)

Rhodes

Irish Athletes Again Ranked #1 In NCAA Graduation Ratings

The University of Notre Dame once again claimed the 2012 national championship for graduating its student-athletes in all sports -- in the process posting the top NCAA Graduation Success Rate (GSR) figure (99) for its student-athletes for the sixth straight year.

The GSR number for all Notre Dame student-athletes rated the Irish first among the 120 football-playing institutions in the NCAA Football Bowl Subdivision (formerly Division I-A). The 2012 NCAA figures are based on entering classes from 2002 through 2005.

Whether measured by the federal government in its Department of Education report or by the NCAA through its GSR numbers, graduation rates for Notre Dame student-athletes once again ranked either number one or among the handful of national leaders in five major categories among all major football-playing colleges and universities.

Notre Dame's institutional research found that Irish student-athletes in 2012 ranked number one in five of 10

major categories -- ranking second in three others and third in another. That's based on the NCAA-issued GSR and federal figures.

For the fourth year in a row Notre Dame led the nation in four GSR categories--for all student-athletes (at 99), male student-athletes (98), female student-athletes (100) and football student-athletes (97). Notre Dame also ranked number one in the federal numbers for male student-athletes (89).

In calculations that include all student-athletes in all sports, Notre Dame ranked first among the FBS schools in the GSR figures, which were initiated in 2005 by the NCAA. The University's 99 percent GSR for all its student-athletes ranked just ahead of the 98 figure for Duke. Using the federal formula, Notre Dame graduated a four-year average of 91 percent of its student-athletes, just behind Stanford at 92.

In the GSR standings, the Irish led the way in four categories. In addition to its number-one ranking for all student-athletes (99), Notre Dame finished first among female student athletes at 100 (tied with Wake Forest), first among male student-athletes at 98 percent

(ahead of Duke and Northwestern at 96), first among football players at 97 percent (tied with Northwestern), and second among black student-athletes at 98 percent (behind only Rice at 100).

Notre Dame graduated 94 percent of all women competing in varsity athletics to rank second among its peer institutions based on the federal calculations (behind Stanford at 96). Among men, Notre Dame's 89 percent federal rate also was first, tied with Stanford. Notre Dame graduated 82 percent of its black student-athletes, ranking third based on the federal rate, and Irish football players graduated at an 83 percent rate, to rank sixth.

Nineteen of 22 athletics programs at Notre Dame compiled graduation rates of 100 percent, and none were below 91 percent, according to the eighth year of GSR measurements developed by the NCAA.

None of the 120 Football Bowl Subdivision (formerly NCAA Division I-A) programs in the country had a higher percentage of 100 GSR scores than did Notre Dame with its .863 number (19 of 22).

In addition, Notre Dame ranked second among all FBS institutions with nine perfect scores among 22 sports (.409) in the federal graduation rate analysis.

Notre Dame Athletics Leads The Way In NCAA's APR

Twelve University of Notre Dame athletic teams earned perfect 1,000 scores -- more perfect scores than any other Football Bowl Subdivision school registered -- in the eighth annual set of Academic Progress Rate statistics issued by the NCAA.

All 26 Irish athletics programs again exceeded the NCAA's APR standards.

Notre Dame's 12 perfect scores of 1,000 led all FBS programs. Boston College and Duke tied for second with nine each, followed by Northwestern (eight), Vanderbilt (eight), Stanford (seven), North Carolina (five), Rice (five) and Texas (five).

The 2012 report released by the NCAA featured a four-year compilation



of APR data from the 2007-08, 2008-09, 2009-10 and 2010-11 academic years. The APR uses a series of formulas related to student-athlete retention and eligibility to measure the academic performances of all participants who receive grants-in-aid on every team at every NCAA Division I college and university.

Eight Notre Dame men's teams -- basketball, cross country, golf, hockey, lacrosse, tennis, indoor track and field, and outdoor track and field -- registered perfect 1,000 scores. In addition, four Irish women's teams -- cross country, golf, softball, and swimming and diving -- also earned perfect scores.

Eleven other Notre Dame teams produced scores of 991 or better: women's rowing (998), men's swimming and diving (997), women's lacrosse (997), women's soccer (997), women's indoor track and field (997), women's outdoor track and field (997), baseball (995), women's volleyball (994), men's soccer (993), women's tennis (992) and men's fencing (991).

The report followed the summer announcement by the NCAA of teams

that posted multi-year APR scores in the top 10 percent of all squads in their respective sports. The public recognition awards were part of the broad Division I academic reform effort.

Notre Dame had 17 of its programs honored for the multi-year achievement -- baseball, men's basketball, men's cross country, men's golf, men's ice hockey, men's lacrosse, men's swimming and diving, men's tennis, men's indoor track and field, men's outdoor track and field, women's cross country, women's golf, women's soccer, softball, women's swimming and diving, women's indoor track and field, and women's outdoor track and field.

Notre Dame also had 17 programs honored in 2011 and 14 programs honored in both 2010 and 2009. Eleven Irish programs were honored each of the previous two years, in both 2007 and 2008.

Notre Dame this year led all FBS schools in number of programs honored, with Duke second with 13. Next in line were Boston College, Northwestern and Stanford with 10 each.

Irish Softball Succeeds In The Classroom

A total of nine Notre Dame players received BIG EAST Academic All-Star recognition for the 2011-12 academic year. Jackie Bowe, Katey Haus, Kathryn Lux, Dani Miller, Brittany O'Donnell, Chloe Saganowich, Jenna Simon, Lauren Stuhr and Monica Torres were Irish softball representatives on the conference's academic honor roll.

In total, 10 Notre Dame softball players have been named to the CoSIDA Academic All-America team during their career, with Joy Battersby (1995-97), Stephanie Brown (06-07), Katie Marten (1995-97), Meghan Murray (1996-97) and Jarrah Myers (2000-02) achieving Academic All-America status in multiple seasons. Myers was also tabbed as the 2002 Verizon Softball Academic All-American of the Year.

An additional 12 Irish team members have been chosen for CoSIDA Academic All-District squads, the most recent being first-teamers Christine Lux and Dani Miller in 2010.





1
Kelsey Thornton
Senior • Outfield
5-6 • L/R
Sugar Land, Texas
Elkins



4
Lauren Stuhr
Junior • Outfield
5-6 • B/R
Huntington Beach, Calif.
Huntington



9
Katey Haus
Sophomore • Infield
5-5 • R/R
Oceanside, Calif.
Vista



14
Monica Torres
Junior • Outfield
5-7 • R/R
Winter Springs, Fla.
Winter Springs



28
Brittany O'Donnell
Senior • Pitcher
5-9 • R/R
Avon, N.J.
Red Bank Catholic



42
Chloe Saganowich
Junior • Infield
5-9 • R/R
Treasure Island, Fla.
St. Petersburg Catholic



Deanna Gumpf
Head Coach
12th season
Nebraska '93



2
Micaela Arizmendi
Freshman • Infield
5-5 • L/L
Huntington Beach, Calif.
Mater Dei



5
Allison Rhodes
Freshman • Pitcher
5-8 • L/L
Kirkland, Wash.
Juanita



11
Carly Piccinich
Freshman • Infield
5-5 • L/R
Wyckoff, N.J.
Immaculate Heart Academy



15
Jackie Bowe
Senior • Infield
5-7 • R/R
Galesburg, Mich.
Galesburg-Augusta



34
Casey Africano
Freshman • Catcher/Outfield
5-5 • R/R
Huntington Beach, Calif.
Edison



44
Laura Winter
Junior • Pitcher
6-1 • R/R
San Diego, Calif.
Rancho Bernardo



Kris Ganeff
Associate Coach
12th season
Notre Dame '99



3
Emilee Koerner
Sophomore • Outfield
5-5 • L/R
Tustin, Calif.
Foothill



7
Jenna Simon
Sophomore • Infield
5-4 • L/L
Granger, Ind.
Penn



12
Megan Sorlie
Freshman • Outfield
5-8 • L/L
Wichita, Kan.
Andover Central



22
Kathryn Lux
Senior • Infield
5-10 • R/R
Glendale Heights, Ill.
Glenbard West



40
Amy Buntin
Senior • Catcher/Utility
5-8 • R/R
Franklin, Tenn.
Brentwood



51
Cassidy Whidden
Sophomore • Catcher
5-6 • R/R
Parish, Fla.
St. Stephen's



Lizzy Lemire
Associate Coach
8th season
Notre Dame '01

UNIVERSITY OF NOTRE DAME

Fighting Irish



Student-Athletes

Notre Dame returns 13 monogram winners in 2013. The Irish also welcome five freshmen to the fold for a run at a seventh BIG EAST Conference Championship and 15th straight NCAA Regional appearance.



**#15
JACKIE
BOWE**

Senior • Infield

5-7 • R/R

Galesburg, Mich.

Galesburg-Augusta



AS A JUNIOR (2012): BIG EAST Academic All-Star ... saw action in 32 games for the Irish, starting on four occasions ... scored five runs, crossing the plate four times as a pinch runner ... made nine appearances in the circle, getting the start on one occasion ... chalked up a 1.91 ERA through 22.0 innings pitched ... logged 15 total strikeouts ... racked up four three-strikeout games ... surrendered only one extra base hit, a double against Syracuse (April 14), all season ... threw a scoreless frame in her season debut at San Diego State (Feb. 17) ... allowed one earned run in 3.2 innings, striking out three batters in her lone start against UC Santa Barbara (Feb. 18) ... hurled a season-high six innings (119 pitches) in a no decision against Minnesota (Feb. 26) ... struck out three hitters in three full innings of shutout ball against Charleston Southern (March 11) ... worked a scoreless inning of relief in a 16-0 Notre Dame win at Cal State Fullerton (March 14).

AS A SOPHOMORE (2011): Played in 30 games for the Irish and posted a .222 batting average with eight hits in 36 at-bats ... totaled a .349 on-base pct. and a .250 slugging pct. ... scored eight runs ... enjoyed a three-game hitting streak from Feb. 27-March 4 ... went 1-for-2 and scored one run against No. 1 Alabama (March 4) ... crossed the plate against both Fordham

(March 6) and Cal Poly (March 13) ... lone RBI also came in the first of two games at Cal Poly ... laid down a sacrifice bunt in her first four games played (Feb. 18-Feb. 26) ... only stolen base came during a win over Liberty (Feb. 27) ... two games with eight putouts at first base ... scored once in each of her last two appearances as a pinch runner against both Connecticut (May 7) and Providence (May 12) ... tossed 16.2 innings and started

three times in the circle ... struck out eight in a 6-4 win over Liberty with only one earned run scoring in that contest ... tallied a save with 2.0 innings of shutout and hitless ball over Illinois-Chicago (Feb. 19) ... had at least one strikeout in each of her seven appearances, totaling 18 on the season with a 2.10 ERA.

AS A FRESHMAN (2010): Wrapped up season with a 2-2 record after appearing 16



BOWE'S CAREER STATISTICS

Year	Avg	GP-GS	AB	R	H	2B	3B	HR	RBI	TB	SLG%	BB	HBP	SO	GDP	OB%	SF	SH	SB-ATT	PO	A	E	FLD%
2010	.278	28-5	18	3	5	0	0	0	1	5	.278	0	1	4	0	.316	0	1	3-3	0	2	0	1.000
2011	.222	28-19	36	8	8	1	0	0	1	9	.250	7	0	9	0	.349	0	5	1-2	81	5	4	.956
2012	.130	32-4	23	5	3	0	0	0	1	3	.130	2	0	6	0	.200	0	0	1-2	16	5	1	.955
TOTAL	.208	88-28	77	16	16	1	0	0	3	17	.221	9	1	19	0	.299	0	6	5-7	97	12	5	.956

Year	ERA	W-L	App	GS	CG	SHO	CBO	SV	IP	H	R	ER	BB	SO	2B	3B	HR	BF	B/Avg	WP
2010	5.37	2-2	16	2	0	0	4	0	30.0	38	23	23	19	28	5	0	5	153	.311	1
2011	2.10	1-1	7	3	0	0	1	1	16.2	11	8	5	9	18	0	0	1	70	.193	3
2012	1.91	0-0	9	1	0	0	2	0	22.0	19	12	6	20	15	1	0	0	110	.238	2
TOTAL	3.47	3-3	32	6	0	0	7	1	68.2	68	43	34	48	61	6	0	6	333	.263	6

times in the circle ... combined to toss four shutouts in 30.0 innings with 28 strikeouts ... posted a 5.37 ERA ... also hit .278 and scored three times on offense ... first career start came against Oregon (Feb. 12) at the Kajikawa Classic ... went 4.2 innings and fanned two batters ... went 3.0 innings in a start versus Oregon State (Feb. 13), also striking out a pair of Beavers ... struck out six in 3.0 hitless innings of relief without a walk during two appearances at the Cavalier Invite, including five strikeouts against George Washington (Feb. 27) ... combined with Jody Valdivia for shutout wins against

UC Riverside (March 7) and Toledo (March 24) ... collected first collegiate hit and RBI at Western Michigan (March 18) ... extended hitting streak to three games with a single at Seton Hall (March 28), also scoring a run and stealing one base versus the Pirates ... went 2-for-3 against Cleveland State (April 15) ... struck out four in 4.0 innings of relief at Louisville (April 17) ... first career win came against Valparaiso (April 21) after leaving the Crusaders scoreless on one hit in 0.2 innings of work ... posted a 10-5 win over Bowling Green (April 28), coming in to toss 2.1 innings of two-hit ball with three strikeouts.



THE BOWE FILE

Prepped at Galesburg-Augusta (Mich.) for head coach and father, Ed Bowe, and earned four letters with the softball team ... led team to three conference and two regional titles (the first two in school history) with a state championship in 2008 ... single-season school records with a .606 batting average and 11 home runs in 2009 ... from the circle she struck out 373 batters in 162.0 innings while being named to the all-state team for the fourth consecutive season ... finished prep career with the second-highest hit total in Michigan history (276), also ranking seventh in runs scored (233), third in doubles (63), fourth in triples (32), seventh in home runs (26) and seventh in batting average (.563) ... tallied 101 career wins (fourth-best in state history), 0.37 ERA (fourth all-time) and 1,442 strikeouts in 710.0 innings (sixth all-time) ... squad was nationally ranked in 2008 and had previously not won a conference title since 1982 ... three-time all-conference, all-city and all-state pitcher ... Kalamazoo Gazette's 2008 Pitcher of the Year ... two-time team captain and MVP ... struck out a Michigan-record 125 batters in the 2008 state tournament through just seven games, including 29 in the 14-inning semifinal affair and 18 in the championship contest ... as a freshman, batted .508 with 26 extra-base hits ... set school record with 0.47 ERA and 238 strikeouts ... hit .575 as a sophomore with 27 extra-base hits while sporting a 0.38 ERA and 298 strikeouts ... went .569 from the dish during her junior campaign with 38 extra-base hits ... sported a 0.21 ERA in 2008 with 533 strikeouts in 237.0 innings ... career totals through three prep seasons: .552 batting average, 177 runs, 121 RBI, 47 doubles, 29 triples, 15 home runs, 0.33 ERA, 1,069 strikeouts ... her name appears 19 times in Michigan's high school record books (nine offensive and 10 pitching categories) ... state record holder for hits through three seasons played ... opened the 2008 season with 20 strikeouts during her perfect game from the circle ... added a 21-strikeout effort without a walk later in the year ... daughter of Cynthia Stoltz and Ed Bowe ... has two younger siblings, Jillian and Steven ... grandfather was a construction worker at Notre Dame in the 1960s ... president of National Honor Society ... psychology major in the College of Arts and Letters ... supplementary Spanish major.



**#40
AMY
BUNTIN**

Senior • Catcher / Utility

5-8 • R / R

Franklin, Tenn.

Brentwood



AS A JUNIOR (2012): Enjoyed a breakout season for Notre Dame, becoming the program's 21st All-America selection ... led the Irish in batting average (.360), hits (62), RBI (60) and runs scored (45) ... 60 RBI paced the BIG EAST Conference ... appeared in all 56 games, with 55 starts ... NFCA Great Lakes all-region first team selection ... second team all-BIG EAST choice ... named to the BIG EAST Academic All-Star team ... drove in three runs in her only start of the season in right field against UC Santa Barbara (Feb. 18) ... stroked a pair of doubles and scored two runs in a win at No. 24 North

Carolina (Feb. 25) ... drilled first home run of the year to help the Irish complete the sweep against North Carolina (Feb. 26) ... perfect 3-for-3 at the plate with a season-high five RBI in an 8-1 rout of Oregon State (March 10) ... drove in three of Notre Dame's five runs in a 5-3 win over Western Michigan (March 27) ... went a combined 4-for-6 with four RBI in a doubleheader sweep of Toledo (March 28) ... rapped three base hits and added three stolen bases in a home win over Connecticut (April 1) ... posted three RBI and scored two runs in a 6-3 win over Valparaiso (April 18) ... fell a triple short of the cycle, adding four



BUNTIN'S CAREER STATISTICS

Year	Avg	GP-GS	AB	R	H	2B	3B	HR	RBI	TB	SLG%	BB	HBP	SO	GDP	OB%	SF	SH	SB-ATT	PO	A	E	FLD%
2010	.264	34-13	53	11	14	1	0	2	8	21	.396	1	1	13	0	.291	0	1	1-3	11	0	0	1.000
2011	.316	46-42	117	23	37	3	2	3	16	53	.453	7	4	14	0	.369	2	3	1-5	38	4	2	.955
2012	.360	56-55	172	45	62	8	0	12	60	106	.616	13	2	23	2	.407	2	5	9-12	357	31	4	.990
TOTAL	.330	136-110	342	79	113	12	2	17	84	180	.526	21	7	50	2	.377	4	9	11-20	406	35	6	.987

RBI in a victory at Providence (April 28) ... equaled season-high with a tournament-record five runs driven in in the second round of the BIG EAST Championship against St. John's (May 11).

ASA SOPHOMORE (2011): Regarded as an extremely versatile athlete with the ability to play a number of positions ... saw time at catcher, outfield and as the designated player during the season ... played in 46 games and earned 42 starting nods ... belted a two-run, game-tying homer against North Carolina (March 4) to put Notre Dame in a position to pick up the win over the Tar Heels at the Diamond 9 Citrus Classic ... started the season with an 11-game hitting streak ... hit .316 on the season with 23 runs, 37 hits, 16 RBI, three doubles, two triples and three home runs ... reached base at a .369 rate with a .453 slugging pct. ... drove in multiple runs against Delaware (Feb. 19) and Syracuse (April 10) ... the latter came on a two-run home run in the first of two games on the Orange's home turf ... scored twice in the season finale at Michigan (May 21) .

AS A FRESHMAN (2010): Hit .264 with a .396 slugging pct. during her first season

with the Irish ... two of her 14 hits were good for four bases ... had a fielding pct. of 1.000 ... replaced an injured Dani Miller in right field to see her first collegiate action in the season-opener versus Creighton (Feb. 12) ... drove in a run with a single during her first plate appearance ... doubled against Oregon (Feb. 12) ... went 2-for-3 versus Auburn (Feb. 13) to extend her three-game streak with an RBI ... after playing five games in the outfield, saw action at catcher against Southern Miss (Feb. 20) ... first home run came in her only at-bat against George Washington (Feb. 27) ... she then homered a day later against Virginia (Feb. 27), a two-RBI shot that was one of five Irish home runs against the Cavaliers ... stole first base of the season against East Tennessee State (March 6) ... one sacrifice versus UNLV (March 13) ... scored at DePaul (April 22) ... scored twice during the three-game series at St. John's (May 8-9) ... singled and scored against Louisville (May 14) with a pair of putouts in rightfield during the BIG EAST Tournament ... started three games at the NCAA Tournament and had two hits in the second contest with Michigan (May 3).

THE BUNTIN FILE

Prepped for Brentwood (Tenn.) and as a sophomore led her team to a No. 12 ranking in USA Today ... four-time all-conference and all-district performer while claiming a trio of league titles with Brentwood ... three-time regional champion ... team captain in 2009 ... first team all-state in 2009 ... District 11AAA All-Tournament Team and MVP ... finished senior season with .564 batting average, 62 hits, 15 home runs, 16 doubles, 11 triples, 59 RBI, .597 on-base percentage and recorded 15 walks ... holds school's single-season home run (15) ... district MVP in 2008 ... tagged as a first team all-state player in 2008 by the Middle Tennessee State Coaches Association ... played club ball for New Jersey Intensity Gold and finished seventh at the ASA 18 Nationals in 2009 ... had the opportunity to work behind the plate for 2008 USA National Softball Player of the Year Angela Tincher ... attended the same high school as former Irish volleyball All-American Lauren Brewster ... John Maher Scholar Athlete ... active within high school's National Honor Society and Science National Honor Society ... daughter of Karen and Scott Buntin ... first member of her family to attend Notre Dame ... enjoys waterskiing, wakeboarding, tubing and snow skiing ... has two siblings, Amanda and John ... Amanda plays softball at Belmont ... psychology and pre-professional studies major in the College of Arts and Letters.





#22
KATHRYN
LUX

Senior • Infield

5-10 • R/R

Glendale Heights, Ill.

Glenbard West



AS A JUNIOR (2012): BIG EAST Academic All-Star ... played in nine games, getting the nod as a starter on six occasions ... recorded a hit and nine put-outs at San Diego State (Feb. 17) ... picked up a hit on

March 3 against LIU Brooklyn to help Notre Dame capture the win ... helped to move runners into scoring position with sacrifices against UC Santa Barbara (Feb. 18) and Penn State (Feb. 25) ... recorded an assist and four putouts against Fordham (March 4) ... missed the remainder of the season due to injury.

AS A SOPHOMORE (2011): Played in 17 games while notching seven starts ... totaled a pair of hits with three runs scored and three RBI ... accounted for a stolen base and was twice walked ... belted two sacrifice flies ... gloved 36 putouts with an assist from first base ... recorded a hit, run and RBI against both Delaware (Feb. 19) and Marist (Feb. 27) ... drove in a run with a sacrifice fly against New Mexico (March 18) ... scored once against Providence (April 3).

AS A FRESHMAN (2010): First collegiate at-bat came against Southern Miss (Feb. 20) ... homered on the same day as her sister, Christine, when she belted a two-RBI bomb during a pinch-hitting effort against George Washington (Feb. 27) ... had two hits during a pair of pinch-hitting roles at Seton Hall (March 27-28), and both base knocks brought home a run ... the second of her two RBI in the three-game series was part of a four-run seventh inning in the finale with the Pirates ... played in 12 games ... hit .333 with a .385 on-base pct. with a .583 slugging pct.

THE LUX FILE

Led Glenbard West (Ill.) to a pair of softball and basketball conference and regional titles ... softball team MVP as a junior ... three-time all-conference and all-city selection ... prep team's 2008 softball offensive player of the year ... led team in batting average and RBI as a junior ... hit over .400 as a sophomore and junior ... Daily Herald All-Area First Team honoree at shortstop ... played summer ball for over 12 years, eight of which have been with ASA travel squads ... member of the nationally recognized Beverly Bandits ... team MVP for basketball squad as a junior while claiming a pair of all-conference and all-city honors on the hardwood ... led team in scoring and was second in rebounds as a junior ... 2008 Walter Payton Suburban Player of the Year finalist in 2008 ... slated to earn nine varsity letters in three sports (softball, basketball and volleyball) ... daughter of Anna and Thomas Lux ... the sixth member of her family to attend Notre Dame, joining sister Christine ('10), father Tom ('78), grandfather John ('53), aunt Karen ('89) and uncle Joe ('88) ... Christine played softball at Notre Dame ... father was a member of the Notre Dame ski team from 1974-78 ... attended same high school as Irish baseball player Billy Boockford and former football player Marty Detmer ('80) ... member of high school's senior mentor program, peer mediator program, district leadership council and captain's council ... enrolled in the Mendoza College of Business as a marketing major.



LUX'S CAREER STATISTICS

Year	Avg	GP-GS	AB	R	H	2B	3B	HR	RBI	TB	SLG%	BB	HBP	SO	GDP	OB%	SF	SH	SB-ATT	PO	A	E	FLD%
2010	.333	14-0	12	1	4	0	0	1	4	7	.583	1	0	3	0	.385	0	0	0-0	0	0	0	.000
2011	.087	17-7	23	3	2	0	0	0	3	2	.087	2	0	8	0	.148	2	0	1-1	36	1	2	.949
2012	.125	9-6	16	0	2	0	0	0	0	2	.125	0	0	5	0	.125	0	2	0-0	29	1	0	1.000
TOTAL	.157	40-13	51	4	8	0	0	1	7	11	.216	3	0	16	0	.196	2	2	1-1	65	2	2	.97



#28
BRITTANY
O'DONNELL

Senior • Pitcher

5-9 • R / R

Avon, N.J.

Red Bank Catholic



AS A JUNIOR (2012): BIG EAST Academic All-Star ... 11-5 record in 26 appearances, including 16 starts ... posted a 3.57 ERA in 94.0 innings pitched ... threw seven complete games ... tossed six shutout innings in a victory over LIU Brooklyn (March 3) ... threw four no-hit frames against Fordham (March 4) ... allowed one hit over six innings of work, striking out five hitters in a win over Toledo (March 28) ... complete game six-hitter in the second game of a doubleheader against Connecticut (March 31) ... struck out six batters in a complete game win at home over Michigan State (April 24) ... season-high seven strikeouts in BIG EAST victory at Providence (April 28) ... surrendered one run in six innings during final regular season start at Pittsburgh (May 5).

AS A SOPHOMORE (2011): Second team all-BIG EAST performer ... flawless 10-0 overall record during regular season ... went 7-0 in league play with a 2.79 ERA ... tossed 32.2 frames versus league foes while striking out 35 and permitted only two hits for extra bases ... finished with a 10-1 record and a 3.45 ERA ... her .909 winning pct. is second all-time on the single-season charts ... struck out 66 batters in 67.0 frames from the circle ... allowed 60 hits, seven of which went for extra bases ... notched a save against both Providence (May 12) and Western Michigan (May 21) ... started eight contests and appeared in 25 games ... gave up multiple earned runs in only seven outings ... surrendered an average of 2.1 hits per start ... took a no-hitter into the sixth inning at USF (April 27), allow-

ing just one hit with four strikeouts in the win against the Bulls ... fanned seven batters and gave up five hits in 5.0 innings of relief for the win over Louisville (April 17) ... season-high nine strikeouts came in a two-hit, six-inning shutout of Pittsburgh (May 4).

AS A FRESHMAN (2010): Steady anchor in the circle from start to finish for the Irish pitching corps ... went 7-3 with a 3.71 ERA ... struck out 71 batters in 71.2 innings ... made 25 appearances and combined for three shutouts ... tossed a pair of complete

O'DONNELL'S CAREER STATISTICS

Year	ERA	W-L	App	GS	CG	SHO	CBO	SV	IP	H	R	ER	BB	SO	2B	3B	HR	BF	B/Avg	WP
2010	3.71	7-3	25	13	2	0	3	1	71.2	65	48	38	56	71	8	1	2	347	.231	4
2011	3.45	10-1	25	8	1	1	4	2	67.0	60	35	33	36	66	3	0	4	304	.233	4
2012	3.57	11-5	26	16	7	1	3	0	94.0	92	55	48	41	72	13	1	7	428	.250	2
TOTAL	3.58	28-9	76	37	10	2	10	3	232.2	217	138	119	133	209	24	2	13	1079	.239	10

Student-Athletes

games ... held opposing batters to a .231 average ... tossed 1.1 innings of scoreless relief in her first career appearance against Oregon (Feb. 12) ... blanked No. 1 Washington (Feb. 14) with a strikeout in 1.0 frame of work ... first win came at Southern Miss (Feb. 20), going 3.0 innings while giving up one earned run ... extended her winning streak to three games with a pair of victories over George Washington at the Cavalier Invite (Feb. 26-27) ... struck out 15 Colonials over the two-game stretch, needing just 7.0 innings of work to post the pair of shutouts ... did not allow a run while walking two batters and received 20 runs of offensive support from the Irish bats ... earned a spot on the league's honor roll (March 1) ... went 7.0 innings for the win against East Tennessee State (March 6) ... fanned eight in her home

debut against Eastern Michigan (March 23) ... notched a save with a 2.0 inning, one-hit performance against Toledo (March 24) ... brilliant in a one-hitter versus USF (April 10) in her home BIG EAST debut ... limited the Bulls to one unearned run and six strikeouts in 5.0 innings, and received 10 runs of support from the Irish offense ... tossed 3.0 innings of one-hit ball against Cleveland State (April 15), teaming with Jody Valdivia for a shutout victory ... threw 2.0 innings of hitless ball at St. John's (May 8) with three strikeouts ... had three punchouts in 2.0 innings of one-hit relief against Providence (May 13) during the BIG EAST Tournament ... five strikeouts in 3.2 innings during a pair of relief efforts at the NCAA Tournament (May 22-23).



THE O'DONNELL FILE

New Jersey's Gatorade Player of the Year in 2008 and 2009 ... ESPN/Under Armour All-American (2008, 2009) ... first team EA Sports All-American ... NFCA/Louisville Slugger All-Eastern Region first team choice ... Star-Ledger New Jersey Pitcher of the Year and first-team honoree (2008, 2009) ... Asbury Park Press Shore Conference Player of the Year in 2008 and 2009 ... Digital Sports 2008 Player of the Year ... led Red Bank Catholic (N.J.) to the non-public state championship, the Monmouth County title and swept the competition at the sectional tournament in 2008 (also won in 2009) while garnering a national ranking ... posted a career record of 79-13-1 with 1,247 strikeouts, 26 no-hitters and a 0.22 ERA in 658.0 innings ... went 22-2-1 from the rubber as a senior with a conference-best 0.24 ERA ... gave up just six earned runs in 176.0 innings with 322 strikeouts, 20 shutouts and seven no-hitters ... also batted .526 with seven doubles, five home runs and 19 RBI610 on-base percentage and .797 slugging percentage ... had 11 no-hitters and 23 shutouts as a junior with a 0.12 ERA and 353 strikeouts ... finished the season 25-2 from the circle while surrendering just three earned runs in 179.0 innings ... also hit .469 that season with 17 RBI with a .631 slugging percentage and a .538 on-base clip ... four-time all-conference, all-city and all-state selection ... once pitched 98.0 consecutive innings without giving up an earned run during her junior campaign ... tossed two no-hitters via 32 strikeouts in one day ... played summer ball for Jersey Intensity Gold and Team New Jersey, leading the team to a seventh-place finish at the 2009 ASA Gold National tournament ... daughter of Suzanne and Kevin O'Donnell ... father played baseball for Canisius ... has one younger sister, Kaitlyn, who plays softball at Miami (Ohio) ... first member of her family to attend Notre Dame ... member of National Honor Society, Life Club, Irish Club, Latin Club and Spirit Club ... psychology major in the College of Arts and Letters.



**#1
KELSEY
THORNTON**

Senior • Outfield

5-6 • L / R

Sugar Land, Texas

Elkins



AS A JUNIOR (2012): All-BIG EAST second team selection ... second on the Irish with a .348 batting average (on 57 hits) with nine RBI and 33 runs scored ... team-high 19 stolen bases in 23 attempts ... team-best 16-game hitting streak spanned from April 22 against DePaul until May 19 at Arizona (23-for-53 during the streak, .434 batting average) ... scored a pair of runs at North Carolina (Feb. 26) ... 2-for-4 with two RBI against Ohio State (March 3) ... contributed two hits and scored two runs against Oregon State (March 10) ... 3-for-4 with a pair of runs scored at Cal State Fullerton (March 14) ... offensive standout during conference set against Connecticut (March 31-April 1), batting .364 and scoring four runs in a series sweep of the Huskies ... perfect 3-for-3 with an RBI, stolen base and run scored in a non-conference matchup with Valparaiso (April 18) ... stroked three base hits and stole a pair of bases in a second round BIG EAST Championship win over St. John's (May 11) ... batted at a .412 clip (7-for-17) during NCAA Regional play.

AS A SOPHOMORE (2011): Utilized primarily as a pinch runner throughout her second season on the squad ... played in 44 games and scored 17 runs with 10 stolen bases in 14 attempts ... stole one base in three straight games from April 27-April 30 ... scored once in each of the three games against Connecticut (May 7-8) ... had one putout in a starting effort during the Feb. 18 season opener against Miami (Ohio) ... posted three separate streaks of three-straight games with one run scored.

AS A FRESHMAN (2010): Succeeded in stealing 17 bases in 20 tries ... the 17 swiped bags put her in a tie for ninth on the school's single-season list ... appeared in 48 games — primarily as a pinch runner — and scored 27 times ... scored in her Irish debut against Creighton (Feb. 12) ... stole a bag versus Stephen F. Austin (Feb. 21) ... crossed the plate against George Washington and Virginia on the first day of the Cavalier Invite (Feb. 26-27) ... picked up first collegiate hit in the

third game of the BIG EAST opening series at Seton Hall (March 28) ... scored one run in each of the eight games from March 18-28 ... swiped her 10th bag of the season against Rutgers (April 3) ... scored twice during the three-game series at Louisville (April 17-18) ... closed the regular season with a stolen base in each of the last four games played (April 28-May 9) ... stole a base and scored against Providence (May 13) in the BIG EAST Tournament.

THORNTON'S CAREER STATISTICS

Year	Avg	GP-GS	AB	R	H	2B	3B	HR	RBI	TB	SLG%	BB	HBP	SO	GDP	OB%	SF	SH	SB-ATT	PO	A	E	FLD%
2010	.500	48-0	2	27	1	0	0	0	0	1	.500	0	0	1	0	.500	0	0	17-20	0	0	0	.000
2011	.333	44-1	3	17	1	0	0	0	0	1	.333	0	0	1	0	.333	0	0	10-14	1	0	0	1.000
2012	.348	55-50	164	33	57	1	0	0	9	58	.354	3	0	16	0	.357	1	11	19-23	51	2	0	1.000
TOTAL	.349	147-51	169	77	59	1	0	0	9	60	.355	3	0	18	0	.358	1	11	46-57	52	2	0	1.000



THE THORNTON FILE

Earned a quartet of letters at Elkins (Texas) as a prep under head coach James McClanahan ... led her squad to three conference titles ... area champions as a sophomore ... two-time all-conference selection ... team was nationally ranked three times throughout her prep career ... batted .600 as a senior with 45 hits and a .647 on-base pct. ... first team all-state as a senior ... Texas Sports Writers Association Honorable Mention All-State as a junior ... three-time all-district choice ... Houston Chronical all-area team in 2009 ... hit .470 as a junior with a .500 on-base pct. while her squad finished the season with a 30-5 overall record ... first team all-district choice in 2008 after taking second-team honors in 2007 ... paced her club team to a pair of Texas regional titles ... member of National Honor Society, English Honor Society and Spanish Honor Society ... active within Habitat for Humanity and Young Life ... won school's Wendy's Heisman award ... graduated magna cum laude ... won United States Army Reserve National Scholar Athlete Award in 2009 ... production assistant for *Scattered Voices*, a play written by Notre Dame students that premiered in Houston ... the performance was written and directed by sister, Shay ... also lettered in volleyball ... has a dog named Rudy ... ventured with the Houston Power and Sudden Impact Gold club teams to China in 2007 to play softball against local and national programs ... daughter of Jan and John Thornton ... both parents graduated from Notre Dame in 1977 ... has two older siblings ... sister, Erin, graduated from Notre Dame in 2007 ... sister, Shay, graduated from Notre Dame in 2010 ... enrolled in the College of Science as a science business major.



#42 CHLOE SAGANOWICH

Junior • Infield

5-9 • R / R

Treasure Island, Fla.

St. Petersburg Catholic



AS A SOPHOMORE (2012): All-BIG EAST second team selection ... named a BIG EAST Academic All-Star321 batting average, 35 hits (10 for extra bases) and 15 RBI in 56 starts (all at shortstop) ... tied Jenna Simon for team lead in triples with two ... third on the Irish in batting average (.348) during BIG EAST play ... was the only Notre Dame player to log a triple during the conference slate ... went 2-for-3 with a run scored at North Carolina (Feb. 25) ... laced a three-run triple to right center field to spark a four-

run second inning in a win over LIU Brooklyn (March 3) ... ripped a pair of singles in the second game of a BIG EAST doubleheader against Connecticut (March 31) ... 2-for-3 with a double and a run scored against Valparaiso (April 18) ... reached base in all three plate appearances and scored one run against Michigan State (April 24) ... enjoyed best offensive series of the season at Pittsburgh (May 5-6), going a combined 6-for-10 (.600) at the plate with three RBI against the Panthers ... drove in two runs against North Dakota State (May 19) and Arizona (May 20) during NCAA Regional play.

AS A FRESHMAN (2011): Stepped in to play shortstop and second base throughout her first campaign with the Irish ... hit .231 with 13 at-bats in 13 games ... reached base at a .231 rate ... scored three runs with three hits while driving in two scores ... had a season-high four putouts to start the season on Feb. 18 against Miami (Ohio) ... drove in one run against Marist (Feb. 27) ... came in to pinch hit against Providence (April 3) and produced a hit while scoring once ... doubled home a run and later scored against St. John's (April 30).

THE SAGANOWICH FILE

Four-time varsity letter winner at St. Petersburg Catholic (Fla.) under tutelage of coach Tom Fabian ... positioned at shortstop and pitcher ... has more than 50 wins in her career, including 20-win, 240-strikeout seasons in 2008 and 2009 ... honored as an ESPN Rise-Top Ten Player to Watch ... listed among the decorated athletes in the Adidas Top 100 prep players ranking ... led team to four straight conference championships ... team captain her senior year ... named all-conference, all-city and all-state throughout her entire prep career ... three-time team MVP ... led team in home runs in each of her four seasons at St. Petersburg ... in addition, led county in home runs for three straight seasons (2008-2010) ... had an astounding .557 batting average in her junior season ... member of the Spanish Honor Society, National Honor Society, SADD and student government ... named an All-American Scholar during her junior year ... daughter of Lara and Jerry Saganowich ... enrolled in the College of Arts and Letters, majoring in sociology.



SAGANOWICH'S CAREER STATISTICS

Year	Avg	GP-GS	AB	R	H	2B	3B	HR	RBI	TB	SLG%	BB	HBP	SO	GDP	OB%	SF	SH	SB-ATT	PO	A	E	FLD%
2011	.231	13-2	13	3	3	1	0	0	2	4	.308	0	0	2	0	.231	0	0	0-0	9	11	1	.952
2012	.321	56-56	109	17	35	6	2	2	15	51	.468	8	0	23	0	.368	0	4	2-2	71	93	9	.948
TOTAL	.311	69-58	122	20	38	7	2	2	17	55	.451	8	0	25	0	.354	0	4	2-2	80	104	10	.948



**#4
LAUREN
STUHR**

Junior • Outfield
5-6 • B / R
Huntington Beach, Calif.
Huntington



AS A SOPHOMORE (2012): BIG EAST Academic All-Star ... started 25 of 38 games ... scored 14 runs and added three home runs and 10 RBI ... gathered at least one hit on 14 different occasions ... compiled a .372 on-base percentage and a .422 slugging percentage ... recorded most productive offensive outing of the year against Penn State (Feb. 25), going 2-for-3 with a home run, three RBI and two runs scored ... contributed a ninth-inning pinch-hit RBI single against UNLV (March 11) ... solo home run opened a five-run Notre Dame surge in a 5-3 walk-off win over Western Michigan (March

27) ... stayed patient in the box during game two of a doubleheader against Syracuse (April 14), drawing a walk in all three plate appearances ... crushed a third inning two-run home run over the right field fence in a home win over Michigan State (April 24) ... rapped first double of the season and scored a pair of runs in an NCAA Regional matchup with North Dakota State (May 19).

AS A FRESHMAN (2011): Used primarily as a designated player and outfielder ... earned 23 starting nods while playing in 33 contests ... batted .281 on the season with 16 hits, 15 runs and 13 RBI ... totaled two doubles and three home runs while stealing a pair of bases ... coming out party came against New Mexico (March 18) with a 2-for-3 effort including a home run ... added a walk-off, three-run game-winning homer against Louisville (April 16) ... third home run of the season came during a 2-for-3 effort against Valparaiso (May 3) ... also scored twice and drove in three runs versus the Crusaders ... scored twice and had two hits — including a double — in Notre Dame's comeback win to clinch the BIG EAST regular season title at Connecticut (May 8) ... five multi-hit games, three multi-RBI

THE STUHR FILE

Prepped at Huntington Beach (Calif.) ... led her team to a conference title as a sophomore under the leadership of coach Jeff Forsberg ... four-year varsity starter ... team captain junior and senior season ... led team her senior season in batting average (.424), slugging percentage (.612), hits (35), runs scored (22) and stolen bases (16) ... received conference and offensive player of the year award in 2008 ... Coaches Choice of the Year Award recipient ... played for 16U Firecrackers and finished eighth at 2009 Nationals ... setter on the volleyball team for two years ... guided team to back to back conference titles in 2007 and 2008 ... active in National Honor Society, Model United Nations and ASB-Student body ... daughter of Patti and Greg Stuhr ... father, Greg ('81), was on first men's club volleyball team at Notre Dame ... grandfather, George ('49), was captain of Irish golf team ... mother, Patti, played volleyball at Stanford ... enrolled in the Mendoza College of Business, majoring in marketing.

games and a pair of multi-run outputs ... posted a .369 on-base pct. and a .474 slugging pct. ... had 17 putouts, one assist and one error from the field.



STUHR'S CAREER STATISTICS

Year	Avg	GP-GS	AB	R	H	2B	3B	HR	RBI	TB	SLG%	BB	HBP	SO	GDP	OB%	SF	SH	SB-ATT	PO	A	E	FLD%
2011	.281	33-23	57	15	16	2	0	3	13	27	.474	3	5	11	0	.369	0	3	2-3	17	1	1	.947
2012	.234	38-25	64	14	15	1	1	3	10	27	.422	11	3	18	0	.372	0	2	0-0	9	1	1	.909
TOTAL	.256	71-48	121	29	31	3	1	6	23	54	.446	14	8	29	0	.371	0	5	2-3	26	2	2	.933



**#14
MONICA
TORRES**

Junior • Outfield
5-7 • R/R
Winter Springs, Fla.
Winter Springs



AS A SOPHOMORE (2012): BIG EAST Academic All-Star ... utilized as primary pinch runner for the Irish in 31 of 38 games ... scored 12 runs ... scored a run in five

straight games, spanning the series opener at Providence (April 28) to the first game at Pittsburgh (May 5) ... recorded a stolen base on April 21 against DePaul and May 11 against St. John's ... registered a putout in the outfield against Cal State Fullerton (March 14).

AS A FRESHMAN (2011): Took full advantage of her speed to score 16 runs in 32 games played ... had two putouts from the outfield on the defensive side of the pitch ... scored a pair of runs against St. John's (May 1) ... scored 10 runs in the final 11 games of the season ... first career run came against Liberty (Feb. 27) ... lone stolen base was notched against Providence (April 2) ... registered four at-bats.

THE TORRES FILE

Two-sport athlete at Winter Springs (Fla.) while competing in softball and cross country ... Winter Springs Athlete of the Year in 2009 and 2010 ... three-time scholar-athlete award winner ... three-time all-conference ... Navy Outstanding Athlete Award winner in 2010 ... Marine Distinguished Athlete Award winner in 2010 ... with softball coach Mark Huaman at the helm, received four varsity letters while playing in the outfield ... led team to final four of state tournament in 2010 ... team captain her senior year ... three-time all-conference honoree ... named to the all-county team her sophomore season ... batted .333 with 11 RBI during her junior campaign ... while participating in cross-country her senior year, ran a personal best 22:15 over the 5K distance ... member of the English Honor Society, National Honor Society and the African Sky Organization during her prep career ... National Merit Scholar ... National Hispanic Scholar ... played for Winter Springs Panthers on the travel circuit ... won 2007 state title with the Panthers ... daughter of Anne Prucha and Hector Torres ... double major in psychology and Arabic.



TORRES' CAREER STATISTICS

Year	Avg	GP-GS	AB	R	H	2B	3B	HR	RBI	TB	SLG%	BB	HBP	SO	GDP	OB%	SF	SH	SB-ATT	PO	A	E	FLD%
2011	.000	32-0	4	16	0	0	0	0	0	0	.000	0	0	2	0	.000	0	0	1-2	2	0	0	1.000
2012	.000	38-0	7	12	0	0	0	0	0	0	.000	0	0	4	0	.000	0	0	2-2	1	0	0	1.000
TOTAL	.000	70-0	11	28	0	0	0	0	0	0	.000	0	0	6	0	.000	0	0	3-4	3	0	0	1.000




**#44
LAURA
WINTER**

Junior • Pitcher / Infield
6-1 • R / R
San Diego, Calif.
Rancho Bernardo



AS A SOPHOMORE (2012): Enjoyed a stellar sophomore campaign, earning BIG EAST Pitcher of the Year recognition ... named to the NFCA Great Lakes all-region second team, all-BIG EAST first team and BIG EAST all-tournament team ... 29-11 record in 46 appearances in the circle, with 39 starts ... win total was the 15th-best in the NCAA ... walked only 26 batters in 263.1 innings pitched, and 0.69 walks yielded per seven innings ranked third nationally ... 288 strikeouts ranked 16th nationally, and included a BIG EAST leading 111 punch-outs looking ... shined during BIG EAST play, posting a conference-best 13-2 mark ...



struck out 13 batters in a complete game victory over Penn State (Feb. 25) ... allowed one earned run in eight relief innings, striking out nine batters in a win over Ohio State (March 3) ... sat down 13 hitters on strikes in season-high nine innings of work against UNLV (March 11) ... pitched a complete game shutout against Iowa (March 15) at the Judi Garman Classic ... threw the first no-hitter in the history of Melissa Cook Stadium, walking only one batter in a 3-0 shutout of DePaul (April 21) — became just the fourth player in program history to throw multiple career solo no-hitters ... picked up wins in each of the final two games against DePaul, finishing the series with one run allowed in 20.2 innings pitched ... struck out 11 in five shutout frames against Seton Hall (April 25) ... logged a career-high 15 punch-outs in a complete game victory at Providence (April 28) ... closed regular season with three straight shutouts of Eastern Michigan (May 2) and Pittsburgh (May 5 and 6) ... allowed two hits in a complete game shutout of Rutgers (May 10) in the first round of the BIG EAST Championship ... picked up nine base hits, including one double, with three RBI at the plate ... scored only run of the season against Ohio State (March 3).

AS A FRESHMAN (2011): Named a first team all-BIG EAST performer ... second team NFCA all-Great Lakes Region ... BIG EAST Pitcher of the Week (April 11) and a four-time member of the league's weekly Honor Roll ... hurled a near-perfect no-hitter at USF (April 27) in which she walked and beamed the first two batters while retiring the rest for the remainder of the game ... Winter punched out nine Bulls as 51 of her 77 offerings went for strikes ... started 28 games while earning 25 wins (tied for eighth in program history) ... posted a 25-4 (.862) record, the fifth-best single-season clip in Irish history ... each of her four losses came to ranked teams (No. 4 Washington, No. 5 Michigan, No. 24 Louisville and No. 21 Kentucky) ... struck out 216 batters while posting the program's third-best strikeout-to-walk ratio (7.45) ... struck out 8.44 batters per 7.0 innings, the sixth-best mark ever among Irish pitchers ... allowed 1.13 walks per 7.0 innings, the 10th-best clip in program history ... on the national scene, ranked 14th with four saves and 13th in walks per 7.0 innings ... went 9-1 in league play with 2.96 ERA ... three solo shutouts, five combined ... 2.42 overall ERA in 179.1 innings ... 12 complete games ... walked multiple

THE WINTER FILE

Led Rancho Bernardo (Calif.) to Palomar League title in 2009 while also claiming the CIF San Diego D1 championship trophy ... 2010 Palomar League Pitcher of the Year ... hit .512 with a 1.061 slugging pct. in 2009 ... added 10 home runs and 34 RBI ... half of her hits that season went for extra bases ... sported a 19-3 record from the rubber after tossing 141.0 innings, striking out 240 with a 0.70 ERA ... tossed 27.0 consecutive scoreless innings during the 2009 CIF playoffs ... hit .411 as a junior with 10 home runs and 75 RBI on the club circuit ... took part in the West Coast Softball All-Stars Invitational Camp in 2005 and 2006 ... recent accolades also include: (2007) - North County Times first team, Adidas Elite Futures Invitational Camp and On Deck Softball Invitational Camp; (2008) - all-CIF San Diego Section first team, North County Times first team, San Diego Tribune second team, Palomar League first team, Adidas Elite Futures Invitational Camp, On Deck Softball Invitational Camp; (2009) - CIF San Diego Section Player of the Year, CalHiSports California first-team all-state, NFCA all-West Region first team, North County Player of the Year, North County Times first team, San Diego Union-Tribune Player of the Year, Palomar League Player of the Year, second-team Palomar League in basketball, Rancho Bernardo Scholar-Athlete ... three-times named to Honor Roll ... played prep ball for Steve Kuptz and Summer Downs ... daughter of Kirt and Shari Winter ... has one brother, Kenny ... enrolled in the Mendoza College of Business, majoring in information technology.

batters only six times in 39 appearances ... allowed 65 runs — 62 of which were earned — while walking 29 batters ... struck out five batters and gave up one hit in 2.1 innings during collegiate debut for a win against Miami (Ohio) (Feb. 18) ... first save of the season came in 1.0 inning of scoreless relief at UCF (Feb. 18) ... fanned eight batters in a complete-game win over Iowa State (Feb. 26) ... allowed one earned run while defeating No. 9 Oklahoma (March 16) in a complete-game, seven strikeout effort ... struck out 10+ batters in consecutive games against Purdue (March 31) and Providence (April 2) ... fanned 12 Boilermakers and 10 Friars in the back-to-back outings ... struck out at least seven batters in 16 different appearances ... totaled three hits and drove in four runs at the dish ... scored twice on the season.

WINTER'S CAREER STATISTICS

Year	Avg	GP-GS	AB	R	H	2B	3B	HR	RBI	TB	SLG%	BB	HBP	SO	GDP	OB%	SF	SH	SB-ATT	PO	A	E	FLD%
2011	.120	13-11	25	2	3	0	0	0	4	3	.120	2	1	9	0	.207	1	1	1-1	30	22	2	.963
2012	.205	46-40	44	1	9	1	0	0	3	10	.227	2	0	15	0	.234	1	0	0-0	9	14	3	.885
TOTAL	.174	59-51	69	3	12	1	0	0	7	13	.188	4	1	24	0	.224	2	1	1-1	39	36	5	.938

Year	ERA	W-L	App	GS	CG	SHO	CBO	SV	IP	H	R	ER	BB	SO	2B	3B	HR	BF	B/Avg	WP
2011	2.42	25-4	39	28	12	3	5	4	179.1	163	65	62	29	216	20	2	23	736	.236	1
2012	2.18	29-11	46	39	28	6	2	3	263.1	219	94	82	26	288	31	3	34	1053	.219	4
TOTAL	2.28	54-15	85	67	40	9	7	7	442.2	382	159	144	55	504	51	5	57	1789	.226	5



**#9
KATEY
HAUS**

Sophomore • Infield

5-5 • R/R

Oceanside, Calif.

Vista



AS A FRESHMAN (2012): Selected as a BIG EAST Academic All-Star ... started 55 games at third base during first season with the Irish ... ranked third on the team with eight home runs and 29 RBI, and fifth in multi-hit games (12) ... named to the BIG EAST all-tournament team after posting

three hits and three RBI during the BIG EAST Championship ... went 2-for-4 with an RBI in first collegiate game at San Diego State (Feb. 17) ... rapped two singles and scored a pair of runs in a win over LIU Brooklyn (March 3) ... hit first career home run against Fordham (March 4) at the Diamond 9 Citrus Classic ... finished a triple shy of the cycle, with three RBI, at Cal State Fullerton (March 14) ... logged a 2-for-3 outing with a home run and three RBI against Northwestern (April 4) ... contributed three hits and two RBI in the opening game of a doubleheader against Pittsburgh (May 5) ... posted three RBI in NCAA Regional play against Hawai'i (May 18) and North Dakota State (May 19).

THE HAUS FILE

Prepped at Vista (Calif.) while earning four letters in both softball and field hockey ... two-time team captain and all-city choice in softball ... also earned Coaches Award in softball as a junior ... twice named team captain, MVP, all-city and all-conference in field hockey ... played in the 2008 adidas Futures all-star softball game ... led field hockey at the western region's National Futures Championship ... made five appearances in the ASA national tournament ... member of Honors Club ... full name is Katelyn Lynne Haus ... daughter of Margaret and Edward Haus ... has one younger brother, Robert ... aunt, Terri Kilpatrick, played softball at New Mexico ... enrolled in the Mendoza College of Business.



HAUS' CAREER STATISTICS

Year	Avg	GP-GS	AB	R	H	2B	3B	HR	RBI	TB	SLG%	BB	HBP	SO	GDP	OB%	SF	SH	SB-ATT	PO	A	E	FLD%
2012	.299	55-55	144	19	43	7	0	8	29	74	.514	14	4	37	0	.374	1	7	0-0	34	83	7	.944
TOTAL	.299	55-55	144	19	43	7	0	8	29	74	.514	14	4	37	0	.374	1	7	0-0	34	83	7	.944



**#3
EMILEE
KOERNER**

Sophomore • Outfield

5-5 • L/R

Tustin, Calif.

Foothill



2-for-4 and scored a pair of runs in first career start at San Diego State (Feb. 17) ... stroked three singles and added first career RBI at North Carolina (Feb. 26) ... 2-for-2 with a home run and a season-best three RBI in a 16-0 win at Cal State Fullerton (March 14) ... logged two RBI in both games of a doubleheader sweep of Toledo (March 28) ... laced a pair of doubles in series-opening game against Connecticut (March 31) ... chipped in three singles in second game of a home doubleheader against Syracuse (April 14) ... equaled season-high with three RBI in first round BIG EAST Championship win over Rutgers (May 10) ... 2-for-4 with an RBI and a run scored against Hawai'i (May 18) in NCAA Regional play.

THE KOERNER FILE

Three-time all-conference choice ... four-time varsity letterwinner at Foothill (Calif.) ... named all-city as a freshman ... hit .349 with 24 RBI and four home runs as a sophomore ... totaled 66 RBI and eight homers with a .324 average through her first three prep seasons ... led travel team to ASA national title in 2004 ... member of National Honor Society and Christian Club ... full name is Emilee Johanna Koerner ... daughter of Patti and Mike Koerner ... brother, Matt, played baseball at Arizona ... enrolled in the Mendoza College of Business.

AS A FRESHMAN (2012): Regular contributor in first season with the Irish, appearing in 54 games (53 starts) ... batted .320 with a team-high 12 doubles ... went



KOERNER'S CAREER STATISTICS

Year	Avg	GP-GS	AB	R	H	2B	3B	HR	RBI	TB	SLG%	BB	HBP	SO	GDP	OB%	SF	SH	SB-ATT	PO	A	E	FLD%
2012	.320	54-53	150	25	48	12	1	2	23	68	.453	15	3	15	0	.393	0	7	5-7	75	2	4	.951
TOTAL	.320	54-53	150	25	48	12	1	2	23	68	.453	15	3	15	0	.393	0	7	5-7	75	2	4	.951



**#7
JENNA
SIMON**

Sophomore • Infield
5-4 • L / L
Granger, Ind.
Penn




bases in 13 attempts (.769) ... 2-for-4 with a stolen base in first career start at San Diego (Feb. 17) ... contributed a single and a run scored against Ohio State (March 3) ... career-high two RBI at Loyola Marymount (March 13) ... stroked two hits, including a triple, and scored one run against Western Michigan (March 27) ... chipped in an RBI double in the first game of a doubleheader against Toledo (March 28) ... reached base in all three plate appearances against Northwestern (April 4) ... back-to-back two-hit games at home against Michigan State (April 24) and Seton Hall (April 25) ... scored two runs in the series finale at Providence (April 29) and against Eastern Michigan (May 2) ... scored a career-high three runs in a second round BIG EAST Championship victory over St. John's (May 11).

THE SIMON FILE

Led Penn (Ind.) to three conference titles as a prep ... named all-state, all-conference and team MVP as a junior ... Northern Indiana Conference MVP in 2010 ... finalist for Indiana's Gatorade Player of the Year in 2010 ... second team all-conference and all-state in 2009 ... holds school records for highest batting average (.594), hits (59) and stolen bases (41) in a season ... totaled 159 hits and 162 runs scored through three seasons of high school competition ... played on the club circuit with Indiana Magic Gold under head coach Kim Clay (father of current Notre Dame senior Alexia Clay) ... member of Key Club, Big Brothers / Big Sisters, Habitat for Humanity and DECA ... daughter of Ann and Bill Simon ... oldest of three children ... enrolled in the Mendoza College of Business.

AS A FRESHMAN (2012): BIG EAST Academic All-Star ... posted a .286 batting average with 36 hits ... tied with Chloe Saganowich for the team lead in triples (2) ... 29 runs scored led all Notre Dame freshmen ... second on the Irish with 10 stolen



SIMON'S CAREER STATISTICS

Year	Avg	GP-GS	AB	R	H	2B	3B	HR	RBI	TB	SLG%	BB	HBP	SO	GDP	OB%	SF	SH	SB-ATT	PO	A	E	FLD%
2012	.286	56-48	126	29	36	2	2	0	8	42	.333	11	2	11	0	.353	0	6	10-13	67	49	8	.935
TOTAL	.286	56-48	126	29	36	2	2	0	8	42	.333	11	2	11	0	.353	0	6	10-13	67	49	8	.935



**#51
CASSIDY
WHIDDEN**

Sophomore • Catcher

5-6 • R / R

Parish, Fla.

St. Stephen's



AS A FRESHMAN (2012): Appeared in 26 games, starting on five occasions as the designated player ... knocked an 0-1 pitch over the left field wall for a grand slam in the top of the fifth inning at Cal State Fullerton (March 14) ... pinch-hit RBI single keyed three-run Notre Dame fourth inning in a win over Toledo (March 28) ... three-run homer in the top of the second inning powered the Irish to a 4-1 win in game one of a double-header at Rutgers (April 11) ... went 1-for-2 with a run scored against Cleveland State (April 19).



THE WHIDDEN FILE

Earned three letters at St. Stephen's (Fla.) as a two-time team captain and MVP ... recognized on ESPN's Top Players to Watch list ... named all-state as a freshman and twice named all-city and all-conference ... hit .588 as a junior while recording at least one hit in each game throughout the season ... scored 32 runs and drove in 12 more with 10 doubles, five triples and two home runs ... went errorless throughout the season while playing shortstop ... invited to the adidas Futures Top 100 camp and the OnDeck Softball Elite Futures camp ... played on the travel circuit for New Jersey Intensity under head coach Kevin O'Donnell (father of current Irish pitcher Brittany O'Donnell) ... finished seventh at 2009 Gold Nationals and placing among the top-10 at the 2010 Premier Nationals tournament ... also lettered four times in soccer while leading squad to three conference and regional crowns ... two-time team captain and three-time MVP with three all-conference and all-city accolades on the pitch ... also named all-state in soccer as a sophomore ... earned additional letters in golf (freshman), swimming (junior) and cross country (senior) ... holds county record in the 200m, a mark which has stood for over five years ... member of student government, National Honor Society and Spanish Honor Society ... named homecoming queen ... junior and senior class president ... peer tutor and school ambassador ... daughter of Elizabeth and Bruce Whidden ... has an older sister, Ashton, and brother, Chandler ... Chandler is a student manager for the softball team at Alabama ... Ashton pitches for St. Leo (Fla.) ... enrolled in the College of Arts and Letters.

WHIDDEN'S CAREER STATISTICS

Year	Avg	GP-GS	AB	R	H	2B	3B	HR	RBI	TB	SLG%	BB	HBP	SO	GDP	OB%	SF	SH	SB-ATT	PO	A	E	FLD%
2012	.143	26-5	35	4	5	0	0	2	8	11	.314	1	0	9	0	.167	0	0	0-0	1	0	0	1.000
TOTAL	.143	26-5	35	4	5	0	0	2	8	11	.314	1	0	9	0	.167	0	0	0-0	1	0	0	1.000



#34 CASEY AFRICANO

Freshman • Catcher / Outfield

5-5 • R / R

Huntington Beach, Calif.

Edison



PREP AND PERSONAL: Played catcher and in the outfield for Edison (Calif.) while spending her summers at the club level with the Worth Firecrackers ... 2012 All-California second team selection ... Edison was undefeated and won the Sunset League crown during her freshman season ... named all-conference and all-city as a freshman and junior ... team captain as a senior ... guided Edison to the Las Vegas Spring Break Tournament title as a junior ... daughter of

Marc and Michelle Africano ... uncle, Greg Svitenko, played football at Long Beach ... has one younger brother, Colton ... involved with Fellowship of Christian Athletes and show choir ... recipient of school's Pillar of Character award, Character Coalition award and Scholar-Athlete award ... hails from the same area as Irish teammates Lauren Stuhr and Micaela Arizmendi ... enrolled in the First Year of Studies.



#2 MICAELA ARIZMENDI

Freshman • Infield

5-5 • L / L

Huntington Beach, Calif.

Mater Dei



PREP AND PERSONAL: Three-time all-conference choice while prepping at Mater Dei (Calif.) ... competed on the travel circuit with the California Angels ... led Angels to the 2011 ASA 18-under Champions Cup title, while also winning the same event in 2009 in the 16-under division ... team Most Valuable Player as a senior ... missed the bulk of her junior season with an injury but managed to hit .423 in 15 games with 13 RBI ... first team All-Trinity League choice in 2010 while Mater Dei claimed the league title ... named team's defensive MVP as a sophomore ... first team all-league selection as a freshman ... also earned team's "Clutch Hitter" award after

Mater Dei won the Trinity League trophy in 2009 ... follows the footsteps that Mater Dei graduate and Irish All-American third baseman Heather Johnson ('11) took to the Golden Dome ... Heisman Trophy winner John Huarte also prepped at Mater Dei ... daughter of Marie O'Beck, who played softball at Long Beach ... member of the National Honor Society, California Scholarship Federation, campus ministry and Renaissance Club ... hails from the same area as Irish teammates Lauren Stuhr and Casey Africano ... enrolled in the First Year of Studies.



#11 CARLY PICCINICH

Freshman • Infield

5-5 • L / R

Wyckoff, N.J.

Immaculate Heart Academy



PREP AND PERSONAL: Prepped at Immaculate Heart Academy (N.J.) ... four-time varsity letterwinner in softball while earning a pair of letters in tennis ... played softball on the club circuit for Jersey Intensity ... led Immaculate Heart to four conference titles, three sectional and regionals titles and two state crowns ... squad has twice been ranked nationally ... two-time team captain ... four-time all-conference, all-city, all-region, and all-county choice ... copped All-America honors in her final two seasons ... batted .549 as a senior for Immaculate Heart, with 62 hits, 28 RBI and 44 runs scored478 hitter with 185 hits and 159 runs over her four-year career ... earned NFCA MaxPreps Weekly Award ... hit .541 as a junior with 55 hits, 44 runs, 20 stolen bases and an on-base clip of

.569 ... slugged at a .776 rate with a .992 fielding percentage as a junior ... twice named all-conference and an all-county choice in tennis while helping prep squad raise a pair of conference crowns ... very involved within the community, volunteering at St. Martin's soup kitchen and the YJCC ... daughter of Roseanne and Edward Piccinich ... has two siblings, Amy and Derek ... Amy played softball at Lehigh ... accomplished pianist ... licensed in archery ... received high school's "Most School Spirit" award ... has traveled to Greece, Italy, France, Turkey, Croatia, Spain, Canada, United Arab Emirates, Mexico and the Caribbean ... hails from same state as former Fighting Irish standout Alexa Maldonado and teammate Brittany O'Donnell ... enrolled in the First Year of Studies.



#5 ALLISON RHODES

Freshman • Pitcher

5-8 • L / L

Kirkland, Wash.

Juanita



PREP AND PERSONAL: Pitched for four seasons at Juanita (Wash.) at the prep level while also playing for the California Cruisers on the club circuit ... guided Juanita to a pair of sectional titles and the 3A state crown as a junior ... pitched in each game during that state title run ... three-time all-conference selection and high school team MVP ... undefeated as a junior while leading her squad to a league crown ... team captain as a senior ... only the second left-

handed pitcher to play for the Fighting Irish, joining fellow southpaw and two-time All-American Jennifer Sharron ('01) ... Kelly Nichols (1995-98) and Nicole Wicks (2004-05) are the only other Fighting Irish players to hail from the state of Washington ... daughter of Renee and Brad Rhodes ... has one younger brother, Nick ... volunteered with Kirkland National Little League coaching youth softball players ... enrolled in the First Year of Studies.



#12 MEGAN SORLIE

Freshman • Outfield

5-8 • L / L

Wichita, Kan.

Andover Central



PREP AND PERSONAL: Four-year softball standout for Andover Central (Kan.) under head coach Rita Frakes ... four-time all-conference selection ... received ESPNHS All-America second team infield recognition after her senior season ... named all-state, all-county, all-region, all-city and team captain as a junior ... led Andover Central to a regional title in 2011 ... hit .543 with four home runs while getting on-base at a .614 rate ... posted a 1.014 slugging percentage as a junior ... 2011 Wendy's Heisman Trophy

Winner ... the fourth Kansas native to don the blue and gold for the Irish behind Tara King (1997-98), Jenna Knudson (1993-96) and Jarrah Myers (1999-2002) ... daughter of Jim and Teresa Sorlie ... has two younger brothers, Colton and Matthew ... grandfather, Richard Clarkson, played football at Cal State Fullerton ... involved in Young Life, National Honors Society, Friends of Rachel and Habitat for Humanity ... enrolled in the First Year of Studies.

UNIVERSITY OF NOTRE DAME

Fighting Irish



Coaching Staff

Notre Dame has been honored three times, 2002, 2004 and 2011, as the BIG EAST Coaching Staff of the Year under head coach Deanna Gumpf. The Irish brain trust was also tabbed as the NFCA Mideast Coaching Staff of the Year in 2002 and 2004.



DEANNA GUMPF

Head Coach

12th Season

Nebraska '93



HONORS & AWARDS

2011 BIG EAST
Coaching Staff of the Year
2004 NFCA Midwest Region
Coaching Staff of the Year
2004 BIG EAST
Coaching Staff of the Year
2002 NFCA Midwest Region
Coaching Staff of the Year
2002 BIG EAST
Coaching Staff of the Year

Now in her 12th season as leader of the Notre Dame softball program, Deanna Gumpf has firmly cemented herself as one of the premiere college coaches in the nation.

Under her tutelage, the Irish have made 11 trips to the NCAA Championship, while claiming four BIG EAST Conference Tournament titles. Even more, Notre Dame staked the BIG EAST's regular season championship during her first four seasons on the bench to extend its dominance over league opponents. The Irish hoisted the regular season hardware again in 2010 and 2011.

The Notre Dame coaching staff has received five prominent honors during Gumpf's tenure, being tabbed as the NFCA Midwest Region Coaching Staff of the Year in 2002 and 2004, as well as the BIG EAST Coaching Staff of the Year in 2002, 2004 and 2011.

In fact, Gumpf enters her 12th season as the Irish head coach with a record of 465-192-1 (.707) for the highest victory average of any BIG EAST skipper.

Gumpf became the program's all-time winningest coach with her 378th victory at Notre Dame when the Irish posted a 1-0 victory over Illinois State in the 2010 NCAA Tournament. Win No. 400 came in the form of a 9-0 five-inning win over Providence in April of 2011. Gumpf's milestone win came behind a combined shutout from the circle by pitchers Laura Winter and Jody Valdivia.

The 2012 version of the Fighting Irish posted a 40-16 (.714) record, surpassing the 40-win plateau for the eighth time during Gumpf's tenure, ultimately reaching the final game of the BIG EAST Championship at Melissa Cook Stadium. The team was selected as an at-large NCAA Championship participant, ensuring the program's 14th straight NCAA Regional appearance.

Last season junior catcher Amy Buntin flourished in the role of every day catcher, becoming the 21st All-America selection in Notre Dame history. Buntin led the Irish with a .360 batting average, while pacing the BIG EAST Conference with 60 RBI and 45 runs scored.

Sophomore pitcher Laura Winter posted a 29-11 record in her second collegiate season, including a 13-2 mark and 1.21 ERA in conference play. Winter was rewarded for her efforts by being named BIG EAST Last

season Conference Pitcher of the Year and to the NFCA Great Lakes all-region second team.

A historic start to the season gave light to great things to come for Gumpf's 2011 squad. Notre Dame began the season with a 9-0 record - the best opening to a campaign in program history - and went on to win 46 games, the sixth-highest total in 23 seasons. The Irish went on to win the BIG EAST regular season title for the second straight time - and 13th overall - since joining the league in 1996. Notre Dame's 19 league wins matched the second-highest total in program history.

Last season six Irish players were named to the NFCA all-Great Lakes Region squad in 2011, which marked the most players ever by Notre Dame. First team honors went to Dani Miller, Sadie Pitzenger, Alexia Clay and Alexa Maldonado. Heather Johnson and Laura Winter were part of the second team.

Last season Johnson and Miller would go on to earn third-team All-America accolades from the NFCA.

Holding court at the BIG EAST softball banquet, Notre Dame racked up the hardware with eight players earning all-league honors. Gumpf and her assistants were tabbed the 2011 Coaching Staff of the Year and Johnson became Notre Dame's seventh BIG EAST Player of the Year.

Johnson, the program's career and single-season RBI leader, led the nation with 245 consecutive career starts. The fifth-year senior was also the first player in BIG EAST history to be named Player of the Week on three consecutive occasions and tied for second on the program's chart with a 21-game hitting streak.

Gumpf tutored Winter during her first year in the circle to post the program's second-highest single-season win total with 25 victories. Winter garnered national attention after a near-perfect no-hitter at USF in which she walked and beamed the first two batters while retiring the rest of the Bulls for the remainder of the game.

The Irish strutted their stuff throughout the 20-game BIG EAST slate by finishing among the top in the following team categories: batting average (.385), slugging pct. (.636), on-base pct. (.459), runs scored (162), hits (204), RBI (145), doubles (39), total bases (.337), sacrifice bunts (20) and stolen bases (37).

Gumpf also authored one of the most dominating seasons in school history while directing her 2010 Irish outfit to a number of accolades. Notre Dame finished 2010 with a 47-12 mark and set single-season program records with a nation-leading batting average (.343), runs (369), doubles (103), home runs (75), RBI (337), total bases (878), slugging pct. (.590), on-base pct. (.409) and fielding pct. (.978). The Irish were second among NCAA teams with 1.75 doubles/game and fourth in slugging pct.

In regular season BIG EAST play, the Irish ranked first in slugging percentage (.635), runs scored (150), RBI (134), doubles (46), home runs (31) and total bases (330).

Not only did Gumpf aid in the development of All-American Katie Fleury and BIG EAST Pitcher of the Year Jody Valdivia, but she also oversaw the final season of one of the program's most dominant and adorned players in Christine Lux. Lux finished her four years as the program's career leader in home runs (50), RBI (174), slugging pct. (.654) and putouts (1,544) and set or tied single-season records during her final campaign with 17 home runs (28th nationally), 17 doubles and an .801 slugging pct. (20th nationally). Lux also became the only player in BIG EAST history to record 60+ runs, 80+ hits and 60+ RBI in a career while making a splash in the BIG EAST record book for career RBI (1st - 66), home runs (1st - 24), runs scored (3rd - 61), walks (7th - 33) and doubles (8th - 17).

The 2009 season was also a landmark campaign in which Notre Dame posted a 43-17 record. It was the 11th 40-win campaign in program history and fifth under

Gumpf. Notre Dame advanced to the NCAA Tournament and was ranked 25th in the final regular season NFCA Top 25 poll. The ranking was a first since 2004 and the first to end the season since 2002.

A number of top single-season team marks - many of which would fall just one year later - were set during 2009 including: runs (2nd - 310), doubles (3rd - 90), home runs (1st - 66), RBI (1st - 282), total bases (1st - 748), slugging pct. (1st - .501), walks (1st - 152), on-base pct. (2nd - .371) and complete games (3rd - 46).

That season also saw Lux earn third-team NFCA All-America accolades.

Pitcher Brittney Bargar thrived under Gumpf's guidance and earned her second NFCA All-Region honor in as many seasons as she was one of five Notre Dame players to receive the distinction in 2009. She was joined in the award column by classmate Beth Northway, sophomore Erin Marrone, Miller and Lux. The five honorees comprised the largest group of all-region selections since Notre Dame placed six on the team in 2001.

Notre Dame beat three teams - St. John's, No. 17 Louisville and No. 19 DePaul - without allowing an earned run en route to claiming the program's sixth BIG EAST Tournament title. And not only did Notre Dame hand Louisville just its second home loss of the season, but the Irish became the only team to blank the Cardinals on the year. It was the first time Notre Dame beat ranked opponents in two consecutive contests since 2005 and the first time the Irish beat a pair of top-20 teams on consecutive tries since 2000. Bargar, who was named the tournament's Most Outstanding Player, earned two shut-out wins while giving up eight hits.

And for the second season in a row the Irish placed seven players on respective all-BIG EAST Conference squads. Northway, Lux and Miller were each named to the first team and both Irish pitchers - Valdivia and Bargar - sat on the second team with Linda Kohan. Marrone was voted to the third team.

Gumpf also aided in the development of Valdivia from the circle, as the pitcher was victorious in each of her last 17 decisions, including all of her 10 BIG EAST contests. Valdivia went over two months after a March 14 loss to No. 12 Arizona without a defeat.

When assuming control of the Irish program in July of 2001 from her mentor and close friend, Liz Miller, Gumpf inherited a team that one season prior had finished with a school-best 54-7 record. Without missing a beat, the Irish once again advanced to the final day of competition at the NCAA Regional Tournament and in the process smashed the school record for home runs in a season. Notre Dame also came through with a dramatic win in the 2002 BIG EAST Championship, rallying from a first-day loss to hand Virginia Tech a pair of defeats on the final day to claim the league title.

The second year of the Gumpf era began with a 10-11 start to the season before Notre Dame ripped off a 20-game win streak from April 1-26 to assume control of the BIG EAST Conference standings. The team then swept through the BIG EAST Championship by scoring 21 runs in three games and won the title on a walk-off home run from conference player of the year Andrea Loman in the bottom of the ninth inning against Villanova.



The Irish rode their momentum into the start of the 2004 slate, upsetting No. 8 Nebraska during the first weekend of the season to claim the program's first-ever bracket championship at the NFCA Leadoff Classic. The team also won the Hoosier Invitational title and the BIG EAST regular-season crown while taking part in a record 69 contests. Notre Dame was victorious in 49 of those games - the second-best win total in school history - aided by an 18-2 mark in conference play.

By claiming her 100th victory at Notre Dame in record time in 2004, Gumpf was able to reach the 100-win plateau faster than any previous Irish head coach. She reached the 200-win plateau, again in record time, with a victory in the second game of an April 9 double-header against Pittsburgh in 2006. The Irish ensured the victory would be a memorable one, as they pounded out 21 hits to tie the school record. Two Irish players - Stephanie Brown and Meagan Ruthrauff - both finished with four hits apiece, as Ruthrauff would also set school records with three home runs and seven RBI.

Yet another landmark season came about in 2005 as the Irish hosted their first NCAA Championship competition at Ivy Field. Bolstered by a 20-game win streak - the second 20-game run of the Gumpf era which included tournament titles at the GRU Classic and Hawaii's Spring Fling - the Irish won the BIG EAST Conference regular-season title and advanced to the BIG EAST Championship final game.

Over the next two seasons, the Irish posted a 74-45 mark including 22 contests against 16 different top-25 opponents. The early stage of the 2006 slate was highlighted by a 3-2 comeback victory over No. 10 Arizona State, which came at the hands of Stephanie Brown's two-run game-winning homer. After dropping a pair of games to No. 4 Texas and No. 7 Alabama, the Irish proceeded to post a nine-game winning streak including four wins in conference play. Notre Dame kept themselves among the top teams in BIG EAST play with the only five conference losses heading into the league tournament. The Irish entered the post-season showdown as the third-seeded squad and rolled through the competition with wins over Providence, Pittsburgh, and No. 18 Louisville to claim Gumpf's third conference crown in only five seasons.

Notre Dame then headed to Evanston (Ill.) for the NCAA Tournament and defeated UC Santa Barbara and Southern Illinois before falling to Northwestern - who would go on to earn a seat in that season's World Series - to finish the year with over 40 wins for the third consecutive season.

Gumpf and the Irish rallied to a runner-up finish in the 2007 edition of the BIG EAST Tournament upon entering the event as the fourth-seeded team. Behind the solid play and leadership of senior Brown, Notre Dame advanced to the NCAA Tournament for the ninth consecutive season before bowing out to Illinois State in regional action. Brown would later be named a second-team Academic All-American, finishing her career ranked among the program's all-time leaders in eight career offensive categories (including hits, runs, stolen bases, home runs and batting average).

As an assistant coach at Notre Dame (1998-2001), Gumpf worked primarily with the Irish pitchers and hitters. In each of those four seasons, Notre Dame lowered its team earned run average and eventually posted a spectacular 0.89 ERA in 2001, which ranked seventh-best in the nation. And as the team ERA dropped, its batting average steadily rose as the team set single-season program records for home runs, batting average, runs scored and strikeouts thrown with Gumpf on the staff.

Irish players have mirrored their coach's competitive fire over the past eight seasons and continue to show a flair for the ability to make clutch plays at key times. This became apparent in Gumpf's first season, when she led

The Deanna Gumpf File

Year	School	W	L	Pct.	Postseason
Assistant / Pitching Coach					
1996	Long Beach State	36	22	.621	Big West Champion / NCAA Tournament
1997	Long Beach State	44	20	.687	Big West Champion / NCAA Tournament
Assistant / Pitching Coach					
1998	Notre Dame	34	22	.607	BIG EAST South Division Champion
1999	Notre Dame	42	20	.677	BIG EAST Tournament and Regular-Season Champion / NCAA Tournament
Associate Head Coach					
2000	Notre Dame	47	14	.770	BIG EAST Tournament and Regular-Season Champion / NCAA Tournament
2001	Notre Dame	54	7	.885	BIG EAST Regular-Season Champion / NCAA Tournament
Head Coach					
2002	Notre Dame	44	17	.721	BIG EAST Tournament and Regular-Season Champion / NCAA Tournament
2003	Notre Dame	38	17	.667	BIG EAST Tournament and Regular-Season Champion / NCAA Tournament
2004	Notre Dame	49	20	.710	BIG EAST Regular-Season Champion / NCAA Tournament
2005	Notre Dame	46	15	.754	BIG EAST Regular-Season Champion / NCAA Tournament
2006	Notre Dame	42	21	.670	BIG EAST Tournament Champion / NCAA Tournament
2007	Notre Dame	32	24	.571	BIG EAST Tournament Runner-up / NCAA Tournament
2008	Notre Dame	38	22	.631	NCAA Tournament
2009	Notre Dame	43	17	.717	BIG EAST Tournament Champion / NCAA Tournament
2010	Notre Dame	47	12	.797	BIG EAST Regular-Season Champion / NCAA Tournament
2011	Notre Dame	46	11	.807	BIG EAST Regular-Season Champion / NCAA Tournament
2012	Notre Dame	40	16	.714	BIG EAST Tournament Runner-up / NCAA Tournament
Overall (as head coach)		465	192	.707	11 NCAA Tournaments
11 seasons		*1 tie in 2008		6 BIG EAST Regular-Season Championships	
				4 BIG EAST Tournament Championships	

the team to face No. 4 Nebraska for the dedication game of the Cornhusker's Bowlin Stadium. Facing her alma mater for the first time as a head coach, Gumpf and the Irish left Lincoln with a 3-2 win after Liz Hartmann drilled a three-run homer in the top of the sixth inning for the upset victory.

The La Palma, Calif., native played at Nebraska from 1989-92 while earning a degree in business management. Gumpf was an all-Big Eight Conference second-team selection in 1991 and an honorable mention pick in both 1989 and 1990.

Prior to her collegiate success in Lincoln, Gumpf enjoyed an outstanding prep career with Gordon's Panthers, one of the most dominating Amateur Softball Association teams in Southern California.

Gumpf pursued a professional position with Delta Airlines after graduating from Nebraska but did not stay too detached from softball. She started to give private pitching lessons in the South California area and what began as a small side job turned into a major venture. After earning her master's degree from Azusa Pacific University in physical education and coaching in 1997, Gumpf entertained countless offers from college coaches

hoping to entice her with the opportunity to get back into the college game. Perhaps not too surprisingly, one of the first coaches to call Gumpf was Liz Miller.

Miller discussed the possibility of having Gumpf join the Irish staff, but a position was never established and Gumpf would opt to become the pitching coach at Long Beach State.

Two years later, Miller phoned Gumpf again to offer a position and the future Irish head coach jumped at the chance. The rest is history.

During the dedication of the Charles and Marie Doherty Batting Cages at Melissa Cook Stadium in the fall of 2011, the Notre Dame athletics department bestowed Gumpf with an honorary Monogram.

"There are some things the Monogram Club can do and some things it can't do," Monogram Club president Dick Nussbaum said. "One thing we can certainly do is honor a head coach, and the leadership and the love that Coach Gumpf has shown to her players and to her family is just extraordinary. With that in mind, we're proud to welcome Deanna as the newest member of the Monogram Club."



The Gumpf Family: Tatum, John, Deanna and Brady

Associate Coach



**KRIS
GANEFF**

Associate Coach

12th Season

Notre Dame '99



HONORS & AWARDS

2011 BIG EAST

Coaching Staff of the Year

2004 NFCA Midwest Region

Coaching Staff of the Year

2004 BIG EAST

Coaching Staff of the Year

2002 NFCA Midwest Region

Coaching Staff of the Year

2002 BIG EAST

Coaching Staff of the Year

Regarded as the best all-around catcher in Irish history, Kris Ganeff is now in her 12th year of work with the Notre Dame softball program and returns to the dugout in 2013 as an associate coach.

Ganeff, elevated to her current position in August 2012, spearheads the recruiting efforts for the Irish, which annually attracts the top players from across the nation. In addition to being the program's recruiting coordinator, she also runs and directs Notre Dame's camps and clinics.

A key member of the 2002, 2004 and 2011 BIG EAST Coaching Staff of the Year, Ganeff works closely with each player on hitting and defense, specializing in the development of the Irish infield and catchers.

Under Ganeff's tutelage, catcher Amy Buntin was named to the 2012 National Fastpitch Coaches Association's All-America second team, the 21st NFCA All-America honor in program history. Buntin led the Irish with a .360 batting average and 60 RBI, and posted a .990 fielding percentage behind the dish as a junior.

Ganeff has been a pivotal cog in aiding the development of the Irish bats and batteries as Notre Dame has posted numerous school records since her first season on staff. The 2002 team set a school mark for runs (318) and home runs (54); the 2003 team posted the highest fielding percentage in school history (.974); the 2004 group logged a program-best 52 complete games and 22 double plays, and the 2005 squad set marks for strikeouts (547) and strikeouts per seven innings (8.74).

The Irish went on to rewrite the record books during their 2009 BIG EAST Championship-winning campaign: runs (2nd - 310), doubles (3rd - 90), home runs (1st - 66), RBI (1st - 282), total bases (1st - 748), slugging pct. (1st - .501), walks (1st - 152), on-base pct. (2nd - .371) and complete games (3rd - 46).

Yet again in 2010, Notre Dame posted another landmark season with the help of Ganeff aiding the Irish sluggers. Notre Dame finished 2010 with a 47-12 mark and set single-season program records with a nation-leading batting average (.343), runs (369), doubles (103), home runs (75), RBI (337), total bases (878), slugging pct. (.590) and on-base pct. (.409). The Irish were second among NCAA teams with 1.75 doubles/

game and fourth in slugging pct. In regular season BIG EAST play, the Irish ranked first in slugging percentage (.635), runs scored (150), RBI (134), doubles (46), home runs (31) and total bases (330).

Ganeff helped mold catcher Mallorie Lenn into an all-BIG EAST performer in 2004 - a season in which the Irish also finished with a 49-20 record and took home the conference championship. Then in 2008, the Irish were without a catcher when starter Sadie Pitzenberger's season was cut short due to injury. Ganeff took (then) freshman utility player Erin Marrone - who had never played catcher before in her career - under her wing to call the shots for all-region pitcher Brittney Bargar. Marrone saw action in 55 contests for Notre Dame that season and did not commit a single error in the field or behind the plate.

What's more, defenders under Ganeff's watch produced a .978 fielding pct. in 2010, the nation's fifth-best mark which was also good for a school record.

Ganeff also mentored catcher Alexia Clay, who in 2011 was named to the NFCA Great Lakes Region and BIG EAST first team. Clay made the most of her senior campaign and carried a big stick with a .482 batting average in league play. Clay led the league with a .571 on-base pct. and 23 runs scored. Clay was a constant threat behind the plate with 295 putouts, 40 assists and two errors for a sterling .994 fielding pct. and ended her career ranked among the top fielders in program history.

The Irish strutted their stuff throughout the 20-game BIG EAST slate in 2011 by finishing among the top in the following team categories: batting average (.385), slugging pct. (.636), on-base pct. (.459), runs scored (162), hits (204), RBI (145), doubles (39), total bases (337), sacrifice bunts (20) and stolen bases (37).

Prior to the 2006 season, Ganeff was promoted to the first assistant position with the Irish. The shift paid off well for all parties involved - Ganeff would assume full control of the team during the first three weeks of the season and led the team to a 7-6 record while head coach Deanna Gumpf was on maternity leave.

"Kris and I complement each other well," Gumpf said. "We see things from different angles and have the ability to find a common ground. She has a strong desire to help our program get to the highest level possible."

Ganeff completed her Notre Dame career by earning all-BIG EAST and all-NFCA Midwest Region honors in 1999. She hit a career-high seven home runs in her final season while snagging out 16 attempted steals from behind the plate.



The Ganeff Family: Hayden, John, Deven and Kris

The Virginia Roadsters of the Women's Professional Softball League drafted Ganeff after she graduated from Notre Dame in 1999, though the former Irish team captain and MVP instead chose to head into the coaching ranks by taking an assistant position at UNLV.

A native of Westerville, Ohio, Ganeff earned a bachelor's degree in history from Notre Dame and completed her master's degree in physical education from Ball State in 2009. The former Kris McCleary has been married to John Ganeff since 2002, and the couple resides in South Bend with their daughters, Deven and Hayden.





**LIZZY
LEMIRE**

Associate Coach

8th Season

Notre Dame '01



HONORS & AWARDS

2011 BIG EAST
Coaching Staff of the Year

A former member of the U.S. National Softball Team and 2001 BIG EAST Player of the Year, Lizzy Lemire returned to her alma mater as an assistant coach for the Irish softball team in the fall of 2005.

Lemire, elevated to her current position as associate coach in August 2012, works closely with the Irish outfield corps and is also a polished hitting instructor. She has helped Notre Dame advance to the NCAA Tournament in each of her seven seasons as part of the coaching staff, including BIG EAST Conference tournament titles in 2006 and 2009.

Her tutelage was on full display last season, as Notre Dame surpassed the .300 batting average plateau for the third consecutive season, and just the eighth time in program history, logging a .306 clip as a team in 2012. The Irish also averaged five or more runs per game (5.23) for the fourth consecutive season.

Lemire's influence was extremely evident throughout the Irish batting order in 2009, helping produce five all-region and seven all-conference performers. Additionally, Christine Lux was named an NFCA third-team All-American after turning in one of the most outstanding single-seasons at the plate for the Irish. Over the course of the 60-game season, Lux amassed a .329 batting average while also tallying 15 home runs, a number that ties the program's single-season mark for home runs that she herself set in 2008.

Batters under Lemire's tutelage posted a number of program single-season bests in 2009 including: runs (2nd - 310), doubles (3rd - 90), home runs (1st - 66), RBI (1st - 282), total bases (1st - 748), slugging pct. (1st - .501) and walks (1st - 152).

Lemire also developed (then) freshman Dani Miller in 2009, converting the athlete into an outfielder as Miller went on to post a 21-game hit streak, the longest of any BIG EAST player that season. Heather Johnson matched that streak in 2011 en route to being named the BIG EAST Player of the Year and Notre Dame's single-season and career RBI leader.

Both Miller and Johnson were named to the NFCA All-America third team in 2011, the same season in which each of Notre Dame's three outfielders - Sadie Pitzenberger, Brianna Jorgensborg and Alexa Maldonado - earned all-BIG EAST accolades.

Notre Dame crushed a number of blue and gold benchmarks under the watchful eye of Lemire in 2010 with single-season program records in the form of a nation-leading batting average (.343),

runs (369), doubles (103), home runs (75), RBI (337), total bases (878), slugging pct. (.590), on-base pct. (.409) and fielding pct. (.978). The Irish were second among NCAA teams with 1.75 doubles/game and fourth in slugging pct. In regular season BIG EAST play, the Irish ranked first in slugging percentage (.635), runs scored (150), RBI (134), doubles (46), home runs (31) and total bases (330).

Lemire's outfielders did not commit a single error during the regular season in 2010 while shortstop Katie Fleury went on to earn NFCA All-American honors.

It was under the guidance of Lemire that outfielder Sarah Smith posted one of the greatest single-season improvements in program history during the 2008 campaign. Smith saw limited action for the Irish in her first three seasons, then broke out as a senior as the lefty slapper went on to earn first-team all-BIG EAST and all-NFCA regional honors. Furthermore, Smith was one of three Notre Dame outfielders to claim all-league recognition that season. Smith's .370 batting average and 60 hits in 2008 ranked among the best single-season performances ever by an Irish outfielder.

Lemire trekked from coast to coast after earning a pair of degrees from Notre Dame in 2001 before landing back in South Bend. Upon graduation, she earned a spot on a U.S. National team that steamrolled the competition with four consecutive victories and a tournament title during the 2001 U.S. Cup in Hawaii.

After her time with the U.S. National team, Lemire returned to Notre Dame as an athletic department intern through the summer of 2002. It was then that she was accepted into the sport management program at the University of Massachusetts as she went on to earn a master's degree in that field. While pursuing her degree, Lemire also served as an intern in the athletic department compliance office. In addition, Lemire was also a volunteer assistant coach for the softball squad, coordinating team travel and developing the play of the Minutewomen outfield.

In 2003, Lemire shifted gears by landing a position at Boston College within the athletic department's development office, and was hired one year later as an annual giving associate at Stanford University.

During her first season back in the blue and gold as a coach, Lemire steered the 2006 Irish squad to a collective batting average of .291 while the sluggers sent 44 homers out of the park. Lemire mentored outfielder Stephanie Brown to a pair of All-America honors, as Brown also became one of only a handful of Irish players - including Lemire - to earn all-BIG EAST honors on four occasions.

Lemire captained the most successful team in the history of the Notre Dame program, powering the Irish to an overall record of 54-7 along with an all-time best No. 7 national ranking and the first number-one seed in the NCAA Tournament. As a senior, Lemire hit .324 (including a .383 mark in BIG EAST play) with 38 RBI, 10 stolen bases and three home runs. She shares the single-season record for doubles with Katie Laing, logging 17 two-baggers in 1999. Lemire's career numbers included a .332 average, 28 stolen bases, 126 RBI, nine home runs and 43 doubles. Lemire is regarded as one of the most fearless and skilled defensive outfielders in Notre Dame history.

Her personal efforts were reflected in her team's success, as Lemire was part of a senior class that compiled an overall record of 177-63 (.738), earned two BIG EAST Tournament championships, four regular-season conference titles, and made three consecutive trips to the NCAA Tournament.

Lemire prepped at Woodbridge High School after growing up in Irvine, Calif., where she was the city and high school's scholar-athlete of the year in 1997. The Irvine World News also recognized her as its female athlete of the year following her senior campaign. Lemire led Woodbridge to a No. 2 national ranking and was an ASA All-American in 1997.

The daughter of Kathi and Tom Lemire, this Irish coach's love for Notre Dame began at an early age aided by her mother's passion and respect for the University.



Support Staff



Gessica Hufnagle

Volunteer Assistant Coach
Notre Dame '07



John Whitty

Director of Softball Operations
Notre Dame '10



Monica Cundiff

Assistant Athletic Director
Sport Administrator



Nicole Alexander

Athletic Trainer



Kaitlyn Sweeney

Strength and Conditioning



Erika Whitman

Sports Nutrition



Amanda Hall

Academic Services



Abby O'Donnell

Event Marketing



Sam Stiles

Bat Boy

UNIVERSITY OF NOTRE DAME

Fighting Irish



Season In Review

The 2012 Irish finished with a 40-16 record, the 14th 40-win performance in program history. Notre Dame has cleared the 40-win plateau eight times in 11 seasons under head coach Deanna Gumpf.

Notre Dame Caps 2012 With 14th Straight NCAA Appearance

Buntin earns All-America honors from NFCA, Winter named BIG EAST Pitcher of the Year.

• Notre Dame shook off an uncharacteristic 1-4 start, at one point winning 17 straight games, to finish the season with a 40-16 record (714). It was the 14th 40-win campaign in Irish program history, and the eighth such season under head coach Deanna Gumpf.

• Notre Dame finished second in the BIG EAST regular season standings behind Louisville, setting the stage for an eventual battle with the Cardinals in the BIG EAST Championship game at Melissa Cook Stadium. Louisville claimed the league title on a walkoff home run from Taner Fowler to stun the Irish 4-3 in eight innings.

• Catcher Amy Buntin enjoyed a banner season in 2012, receiving NFCA All-America second team, NFCA all-Region first team and all-BIG EAST second team recognition as a junior. She batted .360 with 62 base hits, 12 home runs, 60 RBI and 45 runs scored in 55 starts, primarily as the Fighting Irish catcher. Buntin's statistics remained strong during BIG EAST Conference play, as her 24 hits, 20 RBI and 18 runs scored all ranked in the top three in the league. Buntin leads all active Notre Dame players with 17 home runs, 84 RBI and 79 runs scored during her career.

• Three other Irish players joined Buntin on the NFCA Great Lakes all-region squad. Seniors Dani Miller and Alexa Maldonado, and sophomore pitcher Laura Winter were each named second team all-region.

• Notre Dame closed the BIG EAST regular season schedule with a 16-3 record (.842). It was the 13th time in 17 years as a conference member that the Irish won at least 15 league games in a single season. Winter was named BIG EAST Pitcher of the Year after logging a 29-11 record, including

a sparkling 13-2 mark with a 1.21 ERA in league play. Winter, Miller (BIG EAST leading 16 home runs) and Maldonado (.420 OBP) were selected to the all-BIG EAST first team. Buntin, Kelsey Thornton (.348 batting average, team-high 19 stolen bases) and Chloe Saganowich (.321 average) were tabbed as second team honorees.

• The 2012 season was the last for Notre Dame standouts Miller and Maldonado, two players who left an indelible mark on

strikeouts (16th) and 7.6 strikeouts per seven innings played (56th).

• The second-team all-league citation was the first in Thornton's career. The junior outfielder paced the Notre Dame lineup with 56 singles and scored 33 runs. Thornton's 16-game hitting streak that lasted from the middle of April until the NCAA Regional round was a team-best. Thornton struck out only 16 times in 164 at-bats.

• Saganowich joined Thornton as a first-time all-conference performer. The sophomore shortstop started all 56 games for Notre Dame in 2012, and led the squad with 93 assists in the field. Saganowich tied teammate Jenna Simon for the Irish triples lead (2).

• While Miller and Maldonado were winding their Notre Dame careers to a close, a trio of freshmen standouts emerged in the Irish lineup during the season. Infielders Katey Haus and Jenna Simon, along with outfielder Emilee Koerner, combined to create a formidable, youthful core

among Notre Dame's every day players.

• Haus finished third on the Irish with eight home runs in her first season, slugging at a .514 clip in the process. The Oceanside, Calif. native added seven doubles and 29 RBI in 55 starts (all but one at third base).

• Simon emerged as the regular starter at second base early in the year, finishing with a .286 batting average in 56 games (48 starts). Simon tied Saganowich for the Notre Dame lead with two triples, and was second on the Irish with 10 stolen bases in 13 attempts. The Granger, Ind. product paced all Notre Dame newcomers with 29 runs.



Dani Miller finished her Notre Dame career second on the all-time home run (48) and RBI lists (176) in Fighting Irish history. The Huntington Beach, Calif. native was a 2011 NFCA All-American.

the Irish program. Both players finished their careers ranked in the top 15 all-time in batting average, hits, doubles, total bases, and slugging percentage. Miller, a 2011 third team All-American, is second on the Irish home run list after clearing the fence 48 times at Notre Dame, and also drove in the second-most runs in Irish history (176 RBI).

• Winter followed an impressive 25-4 effort as a freshman by taking home the league's top pitching award. Winter ranked third in the NCAA in walks allowed per seven innings, issuing a free pass to only 26 batters in 263.1 innings pitched (0.69 per 7). The Irish rightly also cracked the national top-50 with 29 wins (15th), 288

- Koerner added to the offensive production from the freshman class, leading all Irish newcomers with a .320 batting average (.393 OBP), 48 hits and 12 doubles. The Justin, Calif. native made 45 starts in left field, shifting to right field on six occasions.

- Fresh off an all-BIG EAST second team citation in 2011, junior Brittany O'Donnell provided the Irish with a 1-2 punch in the circle alongside Winter. O'Donnell posted an 11-5 record in 26 appearances, including 16 starts, finishing the season with a 3.57 ERA. Opponents batted just .250 against O'Donnell in 94 innings.

- Notre Dame surpassed the .300 batting average plateau for the third consecutive season, and just the eighth time in program history, logging a .306 clip as a team in 2012. The Irish also averaged five or more runs per game (5.23) for the fourth consecutive season, and stole more than one base per contest (1.04) for the third straight campaign.

- A strong finish on the league stat sheet powered Notre Dame's 16-3 conference record. The Irish led the league in on-base percentage (.367) and walks allowed (87), and finished second in team batting average (.306), slugging percentage (.466), runs (293), hits (457), RBI (266), home runs (54) and total bases (696).

- In her 11th season at the helm of the Irish program, Gumpf extended her program-best win total to 465, with only 192 losses and one tie. Gumpf previously became the first coach in Notre Dame history to surpass the 400-win mark with a 9-0 victory over Providence April 3, 2011.

- Miller brought home BIG EAST Player of the Week honors on Feb. 27 in recognition of her performance at the Carolina Clas-

sic (Feb. 25-26). The senior power hitter batted a perfect .500 (7-for-14) with two home runs and eight RBI against Penn State, North Carolina and Minnesota.

- The bats came out in full effect for Notre Dame at Cal State Fullerton (March 14) in game one of the Judi Garman Classic. The Irish scored 16 runs on 17 hits, blanking the host Titans 16-0 in five innings. Thornton, Miller and Haus each led Notre Dame with three hits apiece. The Irish smashed a season-high five home runs, which included a pinch-hit grand slam from freshman catcher Cassidy Whidden. Notre Dame pitchers Winter, O'Donnell and Jackie Bowe scattered two hits over five innings.

- Notre Dame posted season-highs in runs scored (16), hits (17), RBI (16), home runs (5) and total bases (34) against Cal



Laura Winter threw the first no-hitter in Melissa Cook Stadium history April 21, 2012 in a 3-0 win over DePaul.

State Fullerton. The 16-run margin of victory was the largest for the Irish since an 18-0 triumph against No. 24 Robert Morris on March 11, 1994.

- Winter etched her name in the Melissa Cook Stadium record books on April 21 against DePaul, tossing the first no-hitter in stadium history. Winter was nearly perfect in Notre Dame's 3-0 series opening win, striking out eight hitters with one walk. Winter was recognized as the BIG EAST Pitcher of the Week on April 23.

- The no-hitter was the second of Winter's Notre Dame career, nearly occurring a year

to the day after her first no-no at South Florida April 27, 2011. On that day the Irish right-hander surrendered only one walk, striking out nine Bulls in a 1-0 Notre Dame win. Winter is one of four pitchers in program history to throw multiple solo no-hitters (Missy Linn, Terri Kobata and Brittney Bargar).

- The second half of Notre Dame's season was highlighted by a 17-game win streak that spanned nearly one month (April 18-May 11). The Irish scored five or more runs in 13 games during the surge, and downed opponents by three or more runs on 12 occasions.

- The Irish made their first-ever trip to Tucson, Ariz. for the regional round of the 2012 NCAA Softball Championship at Hillenbrand Stadium. Notre Dame made its 17th all-time appearance at the NCAA Championship – and 14th consecutive – with each of the last 11 trips coming under the direction of Gumpf.

- With its two victories in NCAA Regional play, Notre Dame has now won multiple NCAA Championship games in the same season nine times, which won a program-best 54 games in longtime

head coach Liz Miller's final season, won three regional contests (3-2) to set the Notre Dame standard.

- A season-high 40 at-bats were needed for the Irish to advance past Hawai'i 7-3 in nine innings in the first game of the Tucson Regional. Five Notre Dame starters finished with five official at-bats, with Thornton and Miller leading the offensive charge with three hits each. Winter allowed seven hits in a complete game effort, walking two and striking out eight Rainbow Wahine hitters.

2012 Results

Overall record: 40-16 (.714)
Home: 19-3 / Away: 12-5 / Neutral: 9-8
BIG EAST Conference: 16-3
(regular season - 2nd, tournament - 2nd)
NCAA Ann Arbor Regional: 1-2

Date	Opponent	W/L	Score	ND R-H-E	Opp. R-H-E	Innings	Overall	BIG EAST	Pitcher (record)	Attendance	Time
IFeb 17, 2012	at San Diego State	L	3-8	3-8-1	8-12-2	7	0-1-0	0-0-0	WINTER (L 0-1)	323	1:47
IFeb 17, 2012	at San Diego	L	2-4	2-11-0	4-7-0	7	0-2-0	0-0-0	O'DONNELL (L 0-1)	150	1:46
IFeb 18, 2012	vs Oregon State	L	2-3	2-4-1	3-4-2	7	0-3-0	0-0-0	WINTER (L 0-2)	177	1:30
IFeb 18, 2012	vs UC Santa Barbara	W	6-4	6-9-3	4-5-0	7	1-3-0	0-0-0	O'DONNELL (W 1-1)	229	1:59
IFeb 19, 2012	vs Boise State	L	1-3	1-5-0	3-10-0	7	1-4-0	0-0-0	WINTER (L 0-3)	240	1:48
@Feb 25, 2012	vs Penn State	W	6-3	6-8-0	3-8-3	7	2-4-0	0-0-0	WINTER (W 1-3)	255	1:52
@Feb 25, 2012	at North Carolina	W	6-5	6-12-0	5-9-0	7	3-4-0	0-0-0	O'DONNELL (W 2-1)	534	2:05
@Feb 26, 2012	vs Minnesota	L	1-9	1-4-2	9-10-0	7	3-5-0	0-0-0	O'DONNELL (L 2-2)	228	2:05
@Feb 26, 2012	at North Carolina	W	9-3	9-12-1	3-3-1	7	4-5-0	0-0-0	WINTER (W 2-3)	279	2:04
#Mar 03, 2012	vs LIU Brooklyn	W	5-0	5-9-3	0-3-3	7	5-5-0	0-0-0	O'DONNELL (W 3-2)	442	1:55
#Mar 03, 2012	vs Ohio State	W	3-1	3-6-0	1-4-0	(8)	6-5-0	0-0-0	WINTER (W 3-3)	669	2:02
#Mar 04, 2012	vs Fordham	W	3-1	3-6-3	1-1-0	7	7-5-0	0-0-0	O'DONNELL (W 4-2)	431	1:38
#Mar 04, 2012	vs Virginia Tech	L	0-3	0-4-0	3-7-0	7	7-6-0	0-0-0	WINTER (L 3-4)	118	1:18
\$Mar 10, 2012	vs Oregon State	W	8-1	8-9-2	1-2-1	7	8-6-0	0-0-0	WINTER (W 4-4)	1413	1:40
\$Mar 11, 2012	vs Charleston Southern	L	2-5	2-4-0	5-6-1	7	8-7-0	0-0-0	O'DONNELL (L 4-3)	1333	1:45
\$Mar 11, 2012	vs UNLV	L	2-3	2-3-2	3-7-0	(9)	8-8-0	0-0-0	WINTER (L 4-5)	1333	1:56
Mar 13, 2012	at Loyola Marymount	W	4-3	4-7-1	3-4-0	7	9-8-0	0-0-0	WINTER (W 5-5)	103	2:27
^Mar 14, 2012	at Cal State Fullerton	W	16-0	16-17-1	0-2-0	5	10-8-0	0-0-0	O'DONNELL (W 5-3)	468	1:33
^Mar 15, 2012	vs Iowa	W	2-0	2-6-0	0-2-1	7	11-8-0	0-0-0	WINTER (W 6-5)	101	1:27
^Mar 15, 2012	vs Michigan	L	1-2	1-6-0	2-7-0	7	11-9-0	0-0-0	O'DONNELL (L 5-4)	216	1:43
^Mar 16, 2012	vs Washington	L	2-7	2-4-0	7-8-2	7	11-10-0	0-0-0	WINTER (L 6-6)	256	1:49
Mar 27, 2012	WESTERN MICHIGAN	W	5-3	5-4-1	3-7-1	7	12-10-0	0-0-0	WINTER (W 7-6)	340	1:48
Mar 28, 2012	TOLEDO	W	9-1	9-8-0	1-4-3	5	13-10-0	0-0-0	Winter (W 8-6)	287	1:37
Mar 28, 2012	TOLEDO	W	8-0	8-12-2	0-1-1	6	14-10-0	0-0-0	O'Donnell (W 6-4)	287	1:43
*Mar 31, 2012	CONNECTICUT	W	5-2	5-9-4	2-7-1	7	15-10-0	1-0-0	Winter (W 9-6)	509	1:52
*Mar 31, 2012	CONNECTICUT	W	7-3	7-10-2	3-6-1	7	16-10-0	2-0-0	O'Donnell (W 7-4)	509	1:45
*Apr 01, 2012	CONNECTICUT	W	7-2	7-11-0	2-8-1	7	17-10-0	3-0-0	Winter (W 10-6)	313	1:42
Apr 04, 2012	NORTHWESTERN	W	9-1	9-9-1	1-2-4	5	18-10-0	3-0-0	Winter (W 11-6)	536	1:33
Apr 05, 2012	at Purdue	W	8-6	8-12-3	6-9-0	7	19-10-0	3-0-0	Winter (W 12-6)	226	2:00
*Apr 11, 2012	at Rutgers	W	4-1	4-7-0	1-3-2	7	20-10-0	4-0-0	Winter (W 13-6)	103	1:23
*Apr 11, 2012	at Rutgers	L	6-7	6-9-2	7-9-2	(9)	20-11-0	4-1-0	Winter (L 13-7)	112	2:20
*Apr 14, 2012	SYRACUSE	W	4-3	4-4-0	3-7-3	7	21-11-0	5-1-0	Winter (W 13-7)	617	1:37
*Apr 14, 2012	SYRACUSE	L	2-8	2-6-2	8-9-1	7	21-12-0	5-2-0	O'Donnell (L 7-5)	617	1:47
*Apr 15, 2012	SYRACUSE	L	2-3	2-2-1	3-10-3	(8)	21-13-0	5-3-0	Winter (L 14-8)	323	1:51
Apr 18, 2012	VALPARAISO	W	6-3	6-8-0	3-7-2	7	22-13-0	5-3-0	Winter (W 15-8)	260	1:30
Apr 19, 2012	CLEVELAND STATE	W	6-5	6-7-0	5-7-1	7	23-13-0	5-3-0	O'Donnell (W 8-5)	259	1:28
*Apr 21, 2012	DEPAUL	W	3-0	3-6-0	0-0-3	7	24-13-0	6-3-0	Winter (W 16-8)	598	1:32
*Apr 21, 2012	DEPAUL	W	4-3	4-6-1	3-9-0	7	25-13-0	7-3-0	Winter (W 17-8)	598	1:38
*Apr 22, 2012	DEPAUL	W	2-1	2-6-1	1-8-1	7	26-13-0	8-3-0	Winter (W 18-8)	637	1:27
Apr 24, 2012	MICHIGAN STATE	W	7-1	7-8-1	1-5-1	7	27-13-0	8-3-0	O'Donnell (W 9-5)	404	1:59
*Apr 25, 2012	SETON HALL	W	8-0	8-9-0	0-1-3	5	28-13-0	9-3-0	Winter (W 19-8)	219	4:36
*Apr 25, 2012	SETON HALL	W	5-1	5-7-1	1-6-1	7	29-13-0	10-3-0	Winter (W 20-8)	219	3:01
*Apr 28, 2012	at Providence	W	5-3	5-9-0	3-3-1	7	30-13-0	11-3-0	Winter (W 21-8)	112	1:45
*Apr 28, 2012	at Providence	W	8-4	8-13-3	4-5-0	7	31-13-0	12-3-0	O'Donnell (W 10-5)	157	2:05
*Apr 29, 2012	at Providence	W	14-2	14-11-0	2-3-2	5	32-13-0	13-3-0	Winter (W 22-8)	110	1:37
May 02, 2012	EASTERN MICHIGAN	W	10-0	10-8-1	0-4-6	5	33-13-0	13-3-0	Winter (W 23-8)	501	1:24
*May 05, 2012	at Pittsburgh	W	5-0	5-10-0	0-4-1	7	34-13-0	14-3-0	Winter (W 24-8)	558	1:50
*May 05, 2012	at Pittsburgh	W	9-1	9-15-0	1-3-0	6	35-13-0	15-3-0	O'Donnell (W 11-5)	558	1:38
*May 06, 2012	at Pittsburgh	W	4-0	4-9-0	0-3-0	7	36-13-0	16-3-0	Winter (W 25-8)	270	1:35
&May 10, 2012	UTGERS	W	5-0	5-6-0	0-2-1	7	37-13-0	16-3-0	Winter (W 26-8)	609	1:23
&May 11, 2012	ST. JOHN'S	W	9-3	9-12-0	3-7-2	7	38-13-0	16-3-0	Winter (W 27-8)	779	1:52
&May 12, 2012	LOUISVILLE	L	3-4	3-10-0	4-10-1	(8)	38-14-0	16-3-0	Winter (L 27-9)	1065	2:13
+May 18, 2012	vs Hawai'i	W	7-3	7-14-1	3-7-3	(9)	39-14-0	16-3-0	Winter (W 28-9)	1050	2:40
+May 19, 2012	at Arizona	L	2-7	2-8-1	7-12-2	7	39-15-0	16-3-0	Winter (L 28-10)	1746	2:18
+May 19, 2012	vs North Dakota State	W	8-4	8-11-0	4-7-0	7	40-15-0	16-3-0	Winter (W 29-10)	695	2:23
+May 20, 2012	at Arizona	L	3-8	3-7-0	8-14-1	7	40-16-0	16-3-0	Winter (L 29-11)	1723	2:27

! - Campbell/Cartier Classic (San Diego, Calif.) ^ - Judi Garman Classic (Fullerton, Calif.)
 @ - Carolina Classic (Chapel Hill, N.C.) & - BIG EAST Championship (Notre Dame, Ind.)
 # - Diamond 9 Citrus Classic (Buena Vista, Fla.) + - NCAA Championship (Tucson, Ariz.)
 \$ - Long Beach Invite (Lakewood, Calif.) * - BIG EAST Conference game

Player	AVG	GP-GS	AB	R	H	2B	3B	HR	RBI	TB	SLG%	BB	HBP	SO	GDP	OB%	SF	SH	SB-ATT	PO	A	E	FLD%
Buntin	.360	56-55	172	45	62	8	0	12	60	106	.616	13	2	23	2	.407	2	5	9-12	357	31	4	.990
Thornton	.348	55-50	164	33	57	1	0	0	9	58	.354	3	0	16	0	.357	1	11	19-23	51	2	0	1.000
Miller	.341	56-56	164	34	56	10	0	16	58	114	.695	17	5	15	2	.411	4	3	0-0	274	10	2	.993
Maldonado	.333	56-56	174	42	58	10	1	7	28	91	.523	26	2	25	0	.420	3	7	8-10	99	5	3	.972
Saganowich	.321	56-56	109	17	35	6	2	2	15	51	.468	8	0	23	0	.368	0	4	2-2	71	93	9	.948
Koerner	.320	54-53	150	25	48	12	1	2	23	68	.453	15	3	15	0	.393	0	7	5-7	75	2	4	.951
O'Connor	.301	32-28	83	12	25	5	0	1	11	33	.398	6	1	11	0	.356	0	2	2-2	20	12	3	.914
Haus	.299	55-55	144	19	43	7	0	8	29	74	.514	14	4	37	0	.374	1	7	0-0	34	83	7	.944
Simon	.286	56-48	126	29	36	2	2	0	8	42	.333	11	2	11	0	.353	0	6	10-13	67	49	8	.935
Stuhr	.234	38-25	64	14	15	1	1	3	10	27	.422	11	3	18	0	.372	0	2	0-0	9	1	1	.909
Winter	.205	46-40	44	1	9	1	0	0	3	10	.227	2	0	15	0	.234	1	0	0-0	9	14	3	.885
Wright	.150	15-5	20	1	3	0	0	1	3	6	.300	0	0	2	0	.150	0	0	0-0	24	5	1	.967
Whidden	.143	26-5	35	4	5	0	0	2	8	11	.314	1	0	9	0	.167	0	0	0-0	1	0	0	1.000
Bowe	.130	32-4	23	5	3	0	0	0	1	3	.130	2	0	6	0	.200	0	0	1-2	16	5	1	.955
Lux	.125	9-6	16	0	2	0	0	0	0	2	.125	0	0	5	0	.125	0	2	0-0	29	1	0	1.000
Torres	.000	38-0	7	12	0	0	0	0	0	0	.000	0	0	4	0	.000	0	0	2-2	1	0	0	1.000
Totals	.306	56-56	1495	293	457	63	7	54	266	696	.466	129	22	235	4	.367	12	56	58-73	1138	334	48	.968
Opponents	.228	56-56	1450	161	330	45	4	41	150	506	.349	87	24	375	2	.282	4	25	18-26	1100	498	71	.957

Player	ERA	W-L	APP	GS	CG	SHO/CBO	SV	IP	H	R	ER	BB	SO	2B	3B	HR	AB	B/Avg	WP	HBP	BK	SFA	SHA
Bowe	1.91	0-0	9	1	0	0/2	0	22.0	19	12	6	20	15	1	0	0	80	.238	2	6	0	2	2
Winter	2.18	29-11	46	39	28	6/2	3	263.1	219	94	82	26	288	31	3	34	1002	.219	4	11	0	0	13
O'Donnell	3.57	11-5	26	16	7	1/3	0	94.0	92	55	48	41	72	13	1	7	368	.250	2	7	0	2	10
Totals	2.51	40-16	56	56	35	10/3	3	379.1	330	161	136	87	375	45	4	41	1450	.228	8	24	0	4	25
Opponents	4.66	16-40	56	56	30	1/0	0	366.2	457	293	244	129	235	63	7	54	1495	.306	35	22	5	12	56

NCAA Ranking (team)

Category	Notre Dame		Actual	Leader	Actual
	Rank				
Batting average	25		.306	Chattanooga	.347
Scoring	30		5.23	La.-Lafayette	7.81
W/L percentage	26		.714	Louisville	.917
Home runs/game	28		0.96	New Mexico	1.83
Slugging percentage	26		.466	UCLA	.580

NCAA Ranking (individual)

Category	Player	Rank	Actual	National Leader	Actual
Home runs	Dani Miller	30	16	Camilla Carrera (UTEP)	32
Home runs/game	Dani Miller	32	0.29	Camilla Carrera (UTEP)	0.60
RBI/game	Amy Buntin	19	1.07	Christi Orgeron (Louisiana-Lafayette)	1.59
	Dani Miller	21	1.04		
Strikeouts	Laura Winter	16	288	Sara Plourde (UMass)	541
Strikeouts/7 inn.	Laura Winter	56	7.6	Sara Plourde (UMass)	12.2
Walks/7.0 innings	Laura Winter	3	0.69	Karlyn Jones (Nevada)	0.57
Victories	Laura Winter	15	29	Jackie Traina (Alabama)	42

2012 BIG EAST Standings / Accolades

2012 BIG EAST Final Standings						
Team	BIG EAST			Overall		
	W	L	PCT.	W	L	PCT.
*# Louisville	20	2	.909	55	5	.917
* Notre Dame	16	3	.842	40	16	.714
*USF	17	5	.773	50	12	.806
*Syracuse	17	5	.773	43	16	.729
* DePaul	14	8	.636	36	22	.621
* St. John's	10	12	.455	23	34	.404
* Rutgers	9	13	.409	26	28	.481
* Connecticut	9	13	.409	21	27	.438
Pittsburgh	8	14	.364	26	26	.500
Providence	7	14	.333	17	36	.321
Villanova	6	16	.273	32	24	.571
Georgetown	3	15	.167	19	32	.373
Seton Hall	3	19	.136	21	32	.396

Louisville won the BIG EAST Championship
* Earned trip to BIG EAST Championship

BIG EAST Accolades

All-BIG EAST First Team

Tori Collins, Louisville, P
Laura Winter, Notre Dame, P
Kacee Cox, St. John's, C
Dani Miller, Notre Dame, 1B
Stephanie Watts, Syracuse, 2B
Kim Silva, Connecticut, 3B
Kourtney Salvarola, USF, SS
Kristin Austin, Louisville, OF
Alexa Maldonado, Notre Dame, OF
Veronica Grant, Syracuse, OF
Kirsten Verdun, DePaul, U/P
Taner Fowler, Louisville, DP/U

All-BIG EAST Second Team

Sara Nevins, USF, P
Jenna Caira, Syracuse, P
Amy Buntin, Notre Dame, C
Stephanie Medina, USF, 1B
Katie Keller, Louisville, 2B
Kelly Hmiel, Pittsburgh, 3B
Chloe Saganowich, Notre Dame, SS
Kelsey Thornton, Notre Dame, OF
Kristi Gady, St. John's, OF
Janine Richardson, USF, OF
Amy DeLuca, Connecticut, DP/U

All-BIG EAST Third Team

Caralisa Connell, Louisville, P
Alyssa Landrith, Rutgers, P
Stacy Kuwik, Syracuse, P
Holly Stevens, Pittsburgh, C
Alicja Wolny, Louisville, 1B
Brittney Lindley, Rutgers, 3B
Whitney Arion, Louisville, SS
Jennifer Esteban, Louisville, OF
Jordan Trimble, Louisville, OF
Chandler Howard, Rutgers, OF
Mary Connolly, DePaul, DP/U

BIG EAST Championship All-Tournament Team

Most Outstanding Player - Jordan Trimble, Louisville, OF
Lynsey Ciezki, DePaul, 2B
Kirsten Verdun, DePaul, P
Ashley Beza, St. John's, P
Kristi Gady, St. John's, OF
Amy Buntin, Notre Dame, C
Katey Haus, Notre Dame, 3B
Kelsey Thornton, Notre Dame, OF
Laura Winter, Notre Dame, P
Tori Collins, Louisville, P
Taner Fowler, Louisville, DP
Jordan Trimble, Louisville, OF
Alicja Wolny, Louisville, 1B

BIG EAST Regular Season Awards

Player of the Year - Kacee Cox, St. John's, C
Pitcher of the Year - Laura Winter, Notre Dame, P
Rookie of the Year - Alyssa Landrith, Rutgers, P
Coaching Staff of the Year - Louisville

Bold represents current player
italics represent graduated senior

Honors & Awards

Amy Buntin

NFCA All-America second team
NFCA All-Region first team
All-BIG EAST second team
2012 BIG EAST Championship all-tournament team

Laura Winter

NFCA All-Region second team
BIG EAST Pitcher of the Year
All-BIG EAST first team
2012 BIG EAST Championship all-tournament team
BIG EAST Pitcher of the Week (April 23)

Dani Miller*

NFCA All-Region second team
All-BIG EAST first team
2012 Monogram Club Most Valuable Player
BIG EAST Player of the Week (February 27)

Alexa Maldonado*

NFCA All-Region second team
All-BIG EAST first team

Chloe Saganowich

All-BIG EAST second team

Kelsey Thornton

All-BIG EAST second team
2012 BIG EAST Championship all-tournament team

Katey Haus

2012 BIG EAST Championship all-tournament team

* Graduated senior

Notre Dame Again Leads Nation In NFCA's StrikeOut Cancer Collaboration

Notre Dame softball head coach Deanna Gumpf and her six-year old daughter, Tatum, presented a check for \$25,355.62 to South Bend Memorial Children's Hospital pediatric hematology and oncology clinic in June of 2012. The donation was made possible through Notre Dame's efforts during this past season's NFCA StrikeOut Cancer initiative, as the Irish raised more money than any other school in the nation for the second straight year.

Notre Dame held the nation's previous record by raising \$12,046 in 2011, shattering that mark by more than double in 2012.

Tatum was diagnosed with leukemia in the summer of 2010 and is now on her way to a full recovery. Tatum continues to make regular visits to Memorial Hospital for treatments and checkups.

The Irish played host to Syracuse in April during their StrikeOut Cancer weekend, donning orange-clad uniforms and ac-

cessories auctioned off after the game. Syracuse sported all-orange attire and auctioned off its uniforms while donating the money towards Notre Dame's efforts.

The program held a trivia night at Juday Creek Golf Course in Granger, Ind., on the eve of its StrikeOut Cancer weekend and netted nearly \$14,000 at the event. The Irish also auctioned off football tickets and a variety of Notre Dame memorabilia to help the cause.

Irish Softball's Service Trip To The Riley Hospital For Children

The Notre Dame softball team added an additional game to its fall schedule at IUPUI Sept. 16. Although the game served as an additional opportunity to take the field during the offseason, the trip was just as important for what the Irish did off the field.

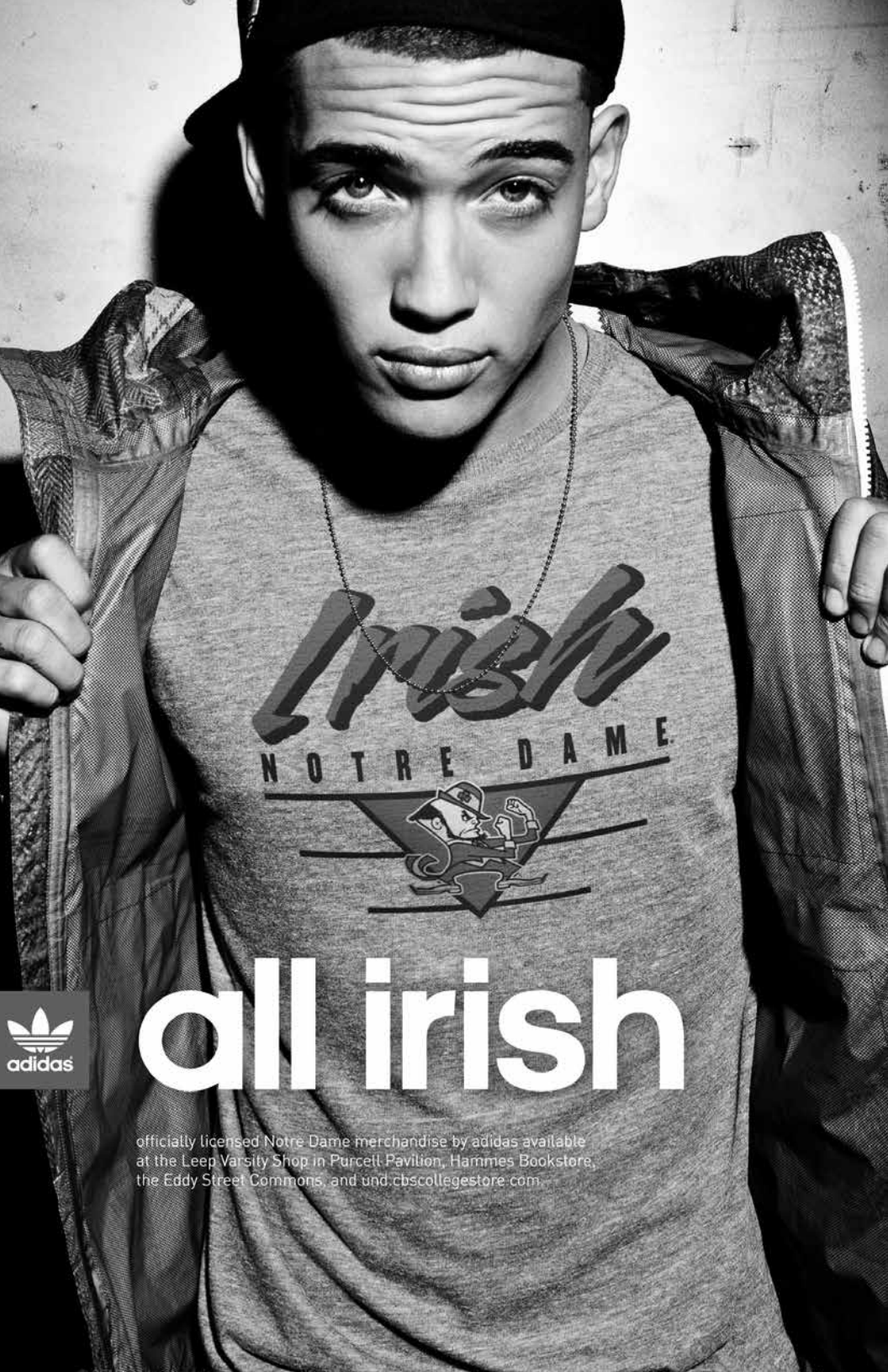
In an effort spearheaded by the softball members of the Student-Athlete Advisory Committee, all Notre Dame sports teams collected apparel and gifts for patients at the Riley Hospital for Children in Indianapolis. The softball team dropped off the gifts at the hospital before the Sunday game at IUPUI. Team members posed for pictures and visited several patients, brightening the day of numerous young faces throughout the hospital.

The team then had lunch with the Parker family, who established Tatum's Bags of Fun, in conjunction with the Gabby Krause Foundation. The organization provides

backpacks full of toys, games, and other gifts to children recently diagnosed with cancer.

Tatum Parker, an 11-year-old cancer survivor, visited Tatum Gumpf the day after she was diagnosed with leukemia in the summer of 2010 and gave Gumpf her own bag of fun. Tatum Gumpf, the daughter of Irish head coach Deanna Gumpf, has since made a full recovery from leukemia.

In total, the Notre Dame softball team donated three bags of fun during its trip to Indianapolis.



all irish

officially licensed Notre Dame merchandise by adidas available
at the Leap Varsity Shop in Purcell Pavilion, Hammes Bookstore,
the Eddy Street Commons, and und.cbscollegestore.com

UNIVERSITY OF NOTRE DAME

Fighting Irish



2013 Opponents

*A total of 56 scheduled regular season games stand between Notre Dame and the
2013 BIG EAST Championship tournament in Tampa, Fla.*

All-Time Series Records

All-Time Series Records									
Team	Win	Loss	Tie	Pct.					
Akron	3	2	0	.600	IPFW	3	0	0	1.00
Alabama	0	5	0	.000	IUPUI	2	1	0	.667
Alabama-Birmingham	1	1	0	.500	Iowa	2	4	0	.334
Arizona	0	9	0	.000	Iowa State	1	3	0	.250
Arizona State	2	9	0	.182	Jacksonville	2	0	0	1.000
Arkansas	2	2	0	.500	Jacksonville State	1	0	0	1.000
Army	1	0	0	1.000	Kansas	6	2	0	.750
Auburn	4	2	0	.667	Kent State	3	1	0	.750
Ball State	8	4	0	.667	Kentucky	1	1	0	.500
Baylor	0	2	0	.000	Kentucky Wesleyan	2	1	0	.667
Bethel College (Ind.)	2	0	0	1.000	La Salle	6	0	0	1.000
Boise State	0	1	0	.000	Liberty	1	0	0	1.000
Boston College	18	5	0	.783	Long Beach State	4	3	0	.571
Bowling Green	13	6	0	.684	Long Island	1	0	0	1.000
Bradley	1	3	0	.250	Longwood	0	1	0	.000
Buffalo	2	0	0	1.000	Louisiana-Lafayette	3	5	0	.375
Butler	28	2	0	.933	Louisiana- Monroe	1	0	0	1.000
BYU	1	0	0	1.000	Louisiana Tech	1	1	0	.500
California	1	4	0	.200	Louisville	10	13	0	.435
Cal Poly	4	0	0	1.000	Loyola-Chicago	33	7	1	.817
Cal State Fullerton	4	7	0	.364	Loyola Marymount	7	2	0	.778
Cal State Northridge	2	0	0	1.000	LSU	0	1	0	.000
Campbell	2	0	0	1.000	Maine	2	0	0	1.000
Canisius	1	0	0	1.000	Marist	1	0	0	1.000
Central Michigan	3	2	0	.600	Marshall	1	0	0	1.000
Centenary	1	0	0	1.000	Marquette	4	0	0	1.000
Charleston Southern	2	1	0	.667	Maryland	4	0	0	1.000
Cleveland State	5	0	0	1.000	Massachusetts	1	2	0	.333
Coastal Carolina	2	0	0	1.000	McNeese State	1	0	0	1.000
College of Charleston	1	0	0	1.000	Memphis	1	0	0	1.000
Colorado State	2	2	0	.500	Mercer	2	0	0	1.000
Connecticut	34	7	0	.829	Miami (Ohio)	5	2	0	.714
Creighton	2	1	0	.667	Michigan	4	16	0	.200
Dayton	10	3	0	.769	Michigan State	6	1	0	.857
DePaul	26	32	1	.448	Minnesota	1	1	0	.500
Detroit	13	10	0	.565	Mississippi	1	0	0	1.000
Drake	0	1	0	.000	Mississippi State	1	0	0	1.000
East Carolina	2	0	0	1.000	Missouri	1	5	0	.167
Eastern Kentucky	1	0	0	1.000	Missouri-Kansas City	1	0	0	1.000
Eastern Illinois	2	4	0	.333	Mount Mercy	1	0	0	1.000
Eastern Michigan	14	2	0	.875	Nebraska	3	8	0	.273
East Tennessee State	1	0	0	1.000	Nevada	1	0	0	1.000
Evansville	13	1	0	.929	New Mexico	2	1	0	.667
Florida	1	4	0	.200	New Mexico State	1	0	0	1.000
Florida A&M	1	0	0	1.000	North Carolina	9	2	0	.818
Florida Atlantic	3	0	0	1.000	North Central (Ill.)	2	0	0	1.000
Florida International	1	2	0	.333	North Dakota State	2	1	0	.667
Florida State	2	3	0	.400	North Florida	2	0	0	1.000
Fordham	2	0	0	1.000	Northeastern Illinois	2	0	0	1.000
Fresno State	3	1	0	.750	Northern Illinois	10	5	0	.667
Gardner-Webb	0	1	0	.000	Northern Iowa	3	1	0	.750
Georgetown	4	0	0	1.000	Northwestern	7	11	0	.389
George Washington	2	0	0	1.000	Northwestern State	2	1	0	.667
Georgia	0	1	0	.000	Oakland	3	0	0	1.000
Georgia State	1	0	0	1.000	Ohio State	5	3	0	.625
Georgia Tech	3	0	0	1.000	Oklahoma	4	4	0	.500
Grace College	3	1	0	.750	Oklahoma State	1	3	0	.250
Hawaii	4	5	0	.444	Oregon	2	3	0	.400
Hofstra	1	1	0	.500	Oregon State	2	6	0	.250
Illinois-Chicago	19	9	0	.679	Pacific	2	3	0	.400
Illinois State	5	3	0	.625	Penn State	2	2	0	.500
Indiana	9	10	0	.474	Pima College	2	0	0	1.000
Indiana State	13	7	1	.643	Pittsburgh	26	2	0	.929
					Pittsburg State	0	1	0	.000
					Portland State	2	0	0	1.000
					Purdue	15	9	0	.625
					Princeton	6	0	0	1.000
					Providence	36	2	0	.947
					Robert Morris	1	0	0	1.000
					Rhode Island	4	0	0	1.000
					Rutgers	30	8	0	.789
					Sacramento State	2	2	0	.500
					Saint Mary's (Calif.)	2	0	0	1.000
					Saint Mary's (Ind.)	5	0	0	1.000
					Saint Louis	4	2	0	.667
					Saint Xavier	1	0	0	1.000
					Samford	1	0	0	1.000
					San Diego	0	2	0	.000
					San Diego State	4	1	0	.800
					San Jose State	1	0	0	1.000
					Sam Houston State	1	3	0	.250
					Seton Hall	35	9	0	.795
					South Carolina	3	6	0	.333
					Southern Illinois	1	1	0	.500
					Southern Indiana	1	1	0	.500
					Southern Utah	1	0	0	1.000
					Southwestern Michigan	3	0	0	1.000
					Southern Mississippi	2	0	0	1.000
					St. Francis	3	2	0	.600
					St. John's	35	1	0	.972
					St. Joseph's (Ind.)	6	0	0	1.000
					Stanford	0	3	0	.000
					Stephen F. Austin	2	1	0	.667
					Syracuse	20	5	0	.800
					Temple	4	1	0	.800
					Tennessee	3	0	0	1.000
					Tennessee-Chattanooga	2	1	0	.667
					Tennessee-Martin	1	0	0	1.000
					Tennessee Tech	1	0	0	1.000
					Texas	1	2	0	.333
					Texas A&M	1	5	0	.167
					Texas Tech	4	1	0	.800
					Toledo	16	0	0	1.000
					Towson	1	1	0	.500
					Troy	1	0	0	1.000
					Tulsa	3	3	0	.500
					UC Davis	1	0	0	1.000
					UCLA	0	6	0	.000
					UC Riverside	2	0	0	1.000
					UC Santa Barbara	5	1	0	.833
					UNC Charlotte	1	0	0	1.000
					UNLV	4	3	0	.571
					Upper Iowa	1	0	0	1.000
					USF	12	10	0	.545
					Utah	4	0	0	1.000
					Utah State	1	0	0	1.000
					Valparaiso	32	2	0	.941
					Villanova	41	4	0	.911
					Virginia	6	0	0	1.000
					Virginia Tech	11	3	0	.786
					Washburn	0	1	0	.000
					Washington	1	4	0	.200
					Western Illinois	3	4	0	.429
					Western Kentucky	1	1	0	.500
					Western Michigan	25	6	0	.806
					Wichita State	1	0	0	1.000
					Winthrop	2	2	0	.500
					Wisconsin	5	2	0	.714
					Wisconsin-Green Bay	4	3	0	.571
					Wisconsin-Parkside	1	0	0	1.000
					Wright State	6	0	0	1.000

date – site – opponent rank – result – score

AKRON (3-2)

overall: 3-2 / home: 2-1 / neutral: 1-1

(1) 3.17.90	N	L	0-5
(1) 3.17.90	N	W	1-0
4.21.05	H	W	1-0
4.21.05	H	W	3-2
4.5.06	H	L	2-4 (8)

(1) Houston Games (Houston, Texas)

ALABAMA (0-5)

overall: 0-5 / away: 0-2 / neutral: 0-3

(1) 2.23.06	N	L	4-7
(2) 3.19.06	N	L	3-4
(3) 2.13.09	A	-1	L 1-10 (5)
(2) 3.14.09	A	-1	L 0-10 (5)
(4) 3.4.11	N	-1	L 1-4

(1) NFCA Leadoff Classic (Columbus, Ohio)

(2) Judi Garman Classic (Fullerton, Calif.)

(3) Bama Bash (Tuscaloosa, Ala.)

(4) Diamond 9 Citrus Classic (Buena Vista, Fla.)

ALABAMA-BIRMINGHAM (1-1)

overall: 1-1 / neutral: 1-1

(1) 3.3.01	N	W	9-1
(2) 2.16.07	N	L	0-8 (6)

(1) Frost Classic (Chattanooga, Tenn.)

(2) Tiger Invitational (Auburn, Ala.)

ARIZONA (0-9)

overall: 0-9 / away: 0-6 / neutral: 0-3

(1) 3.6.99	A	-2	L 0-16
(1) 3.7.99	A	-2	L 3-8
(2) 3.16.00	N	-3	L 1-2
(2) 3.19.00	N	-3	L 3-6
(3) 2.15.02	A	-1	L 0-3
(2) 3.14.02	A	-2	L 0-7
(4) 3.14.09	N	-12	L 1-10 (5)
(5) 5.19.12	A	-13	L 2-7
(5) 5.20.12	A	-13	L 3-8

(1) Hillenbrand Tournament (Tucson, Ariz.)

(2) Kia Klassic (Fullerton, Calif.)

(3) Pepsi Classic (Tucson, Ariz.)

(4) Judi Garman Classic (Fullerton, Calif.)

(5) NCAA Regionals (Tucson, Ariz.)

ARIZONA STATE (2-9)

overall: 2-9 / away: 0-3 / neutral: 2-6

(1) 2.26.95	A	L	1-4
(1) 2.23.96	A	L	2-11
(1) 2.21.97	A	-25	L 1-9
(2) 3.15.97	N	-12	L 0-9
(3) 3.1.98	N	-7	L 2-5
(4) 3.17.01	N	-10	W 5-1
(3) 2.23.02	N	-8	L 2-3
(5) 2.26.05	N	L	1-2
(6) 3.16.06	N	-10	W 3-2
(6) 3.15.07	N	-2	L 0-3
(6) 3.15.09	N	-6	L 0-3

(1) Arizona State Tournament (Tempe, Ariz.)

(2) National Invitational Tournament (San Jose, Calif.)

(3) NFCA Leadoff Classic (Columbus, Ga.)

(4) Kia Klassic (Fullerton, Calif.)

(5) Cathedral City Classic (Cathedral City, Calif.)

(6) Judi Garman Classic (Fullerton, Calif.)

ARKANSAS (2-2)

overall: 2-2 / away: 2-2

(1) 2.26.00	A	L	2-4
(1) 2.26.00	A	W	2-1
(2) 2.24.01	A	W	4-3
(2) 2.25.01	A	L	0-2
(1) Morning News Invitational (Fayetteville, Ark.)			
(2) Lady Razorback Invitational (Fayetteville, Ark.)			

ARMY (1-0)

overall: 1-0 / neutral: 1-0

(1) 3.15.92	N	W	4-0
-------------	---	---	-----

(1) Tampa Games (Tampa, Fla.)

AUBURN (4-2)

overall: 4-2 / away: 1-0 / neutral: 3-2

(1) 2.22.97	N	W	4-2
(2) 2.21.98	N	L	2-4
(3) 2.28.98	N	W	1-0
(1) 2.15.02	N	W	3-2 (10)
(4) 2.16.07	A	W	3-0
(5) 2.13.10	N	L	2-5

(1) Pepsi Classic (Tucson, Ariz.)

(2) Gladstone Tournament (Tampa, Fla.)

(3) NFCA Leadoff Classic (Columbus, Ga.)

(4) Tiger Invitational (Auburn, Ala.)

(5) Kajikawa Classic (Tempe, Ariz.)

BALL STATE (8-4)

overall: 8-4 / home: 5-1 / away: 3-1 / neutral: 0-2

3.28.91	A	W	5-3 (8)
3.28.91	A	L	0-3
(1) 3.20.92	N	L	0-3
(1) 3.21.92	N	L	3-4 (9)
4.17.94	H	L	0-5
4.17.94	H	W	2-0
3.25.95	A	W	2-1
3.25.95	A	W	3-1
4.7.05	H	W	4-1
4.11.06	H	W	6-0
4.18.07	H	W	3-0
3.24.09	H	W	5-1

(1) Sycamore Classic (Terre Haute, Ind.)

BAYLOR (0-2)

overall: 0-2 / neutral: 0-2

(1) 3.7.97	N	-24	L 2-3
(1) 3.8.97	N	-24	L 1-7

(1) Sooner Classic (Oklahoma City, Okla.)

BETHEL COLLEGE (Ind.) (2-0)

overall: 2-0 / away: 2-0

4.12.89	A	W	15-10
4.12.89	A	W	13-2

Boise State (0-1)

overall: 0-1 / neutral: 0-1

(1) 2.19.12	N	L	1-3
-------------	---	---	-----

(1) Campbell/Cartier Classic (San Diego, Calif.)

BOSTON COLLEGE (18-5 / 15-4 BIG EAST)

overall: 18-5 / home: 8-2 / away: 7-2 / neutral: 3-1

*4.6.96	A	W	5-4
*4.6.96	A	W	4-2
*4.4.97	H	L	0-2

*4.4.97	H	L	3-5
(1) 5.3.97	N	L	1-3
*4.5.98	A	L	2-3
*4.5.98	A	W	1-0
*4.17.99	H	W	7-0
*4.17.99	H	W	8-1
(1) 5.8.99	N	W	9-4
*4.15.00	A	W	7-0
*4.15.00	A	L	2-3
(1) 5.5.00	N	W	5-2
*4.28.01	H	W	4-2
*4.28.01	H	W	5-0
*4.27.02	A	W	4-3
*4.27.02	A	W	8-2
*4.26.03	A	W	11-0
*4.4.04	H	W	5-0
*4.4.04	H	W	7-1
(2) 5.13.04	N	W	5-1
*4.29.05	H	W	8-0 (5)
*4.29.05	H	W	8-0 (5)

(1) BIG EAST Championship (Storrs, Conn.)

(2) BIG EAST Championship (Syracuse, N.Y.)

*BIG EAST Conference game

BOWLING GREEN (13-6)

overall: 13-6 / home: 9-3 / away: 2-2 / neutral: 2-1

(1) 3.15.91	N	W	5-4
3.20.91	A	L	0-7
3.20.91	A	L	2-4
(2) 3.7.92	N	L	0-4
(2) 3.8.92	N	W	4-1
3.17.92	H	L	0-3
3.17.92	H	L	0-1 (9)
4.20.93	A	W	3-0
4.20.93	A	W	1-0
3.30.95	H	W	6-1
3.30.95	H	L	4-5
3.28.99	H	W	4-3
3.28.99	H	W	2-1
4.18.02	H	W	8-5
3.29.06	H	W	1-0
4.28.10	H	25-	W 4-1
4.28.10	H	25-	W 10-5
4.12.11	H	24-	W 10-2 (6)
4.12.11	H	24-	W 8-5

(1) Sycamore Classic (Terre Haute, Ind.)

(2) Southern Illinois Tournament (Carbondale, Ill.)

BRADLEY (1-3)

overall: 1-3 / away: 1-1 / neutral: 0-2

3.10.89	N	L	1-5
3.31.90	A	W	1-0 (8)
3.31.90	A	L	4-5
(1) 3.15.96	N	L	1-3

(1) Florida State Tournament (Tallahassee, Fla.)

BUFFALO (2-0)

overall: 1-0 / neutral: 1-0

(1) 2.24.06	N	W	1-0
(2) 3.12.10	N	W	1-0

(1) Golden Panther Invitational (Miami, Fla.)

(2) Long Beach Invitational (Lakewood, Calif.)

Series vs. Opponents

BUTLER (28-2 / 13-2 MCC)				
overall: 28-2 / home: 16-0 / away: 9-2 / neutral: 3-0				
*3.27.89	A	W	4-0	
*3.27.89	A	W	3-2	
*4.7.89	A	W	7-6	
*4.5.90	A	W	4-0	
*4.5.90	A	L	1-3	
*4.24.91	H	W	1-0	
*4.24.91	H	W	1-0	
(1) 5.15.91	N	W	5-4	
*4.22.92	A	W	7-0	
*4.22.92	A	L	1-2	
*5.7.93	H	W	6-0	
*5.7.93	H	W	3-0	
(1) 5.11.93	N	W	1-0	
*4.16.94	A	W	8-1	
*4.16.94	A	W	1-0	
(1) 5.11.94	N	W	7-5	
*4.2.95	A	W	7-0	
*4.2.95	A	W	13-0	
4.2.96	H	W	5-0	
4.2.96	H	W	8-0	
4.23.97	H	W	8-3	
2.23.97	H	W	8-1	
4.16.98	H	W	5-3	
4.16.98	H	W	7-0	
3.30.99	H	W	2-1	
3.30.99	H	W	2-0	
4.12.00	H	W	7-0	
4.12.00	H	W	8-0	
4.7.11	H	W	5-0	
4.7.11	H	W	6-1	

(1) Midwestern Collegiate Conference Tournament (Indianapolis, Ind.)

*Midwestern Collegiate Conference game

BYU (1-0)				
overall: 1-0 / neutral: 1-0				
(1) 2.17.06	N	W	8-3	
(1) Desert Classic (Las Vegas, Nev.)				

CALIFORNIA (1-4)				
overall: 1-4 / neutral: 1-4				
(1) 3.12.99	N	-14	L	1-2
(2) 2.22.03	N	-4	L	0-6
(3) 2.13.04	N	-2	L	1-2
(4) 2.23.07	N	-17	L	5-7
(5) 2.17.08	N	W	4-3	

(1) National Invitational Tournament (San Jose, Calif.)

(2) NFCA Leadoff Classic (Columbus, Ohio)

(3) Desert Classic (Las Vegas, Nev.)

(4) Palm Spring Tournament (Cathedral City, Calif.)

(5) Kajikawa Classic (Tempe, Ariz.)

CAL POLY (4-0)				
overall: 4-0 / away: 4-0				
3.12.06	A	W	3-1	
3.12.06	A	W	1-0	
3.13.11	A	W	4-1	
3.13.11	A	W	2-0	

CAL STATE FULLERTON (4-7)				
overall: 4-7 / away: 2-4 / neutral: 2-3				
3.13.95	A	-5	W	1-0

3.13.95	A	-5	L	0-2
3.10.99	A		L	1-2
(1) 3.18.01	N	-9	L	4-5
(2) 2.28.04	N	W	5-4 (8)	
(3) 3.15.06	N		L	2-3
(4) 2.24.07	N		L	0-2
(5) 3.2.08	A		L	0-1
(6) 3.8.08	N	W	1-0	
(3) 3.16.11	A		L	0-10 (5)
(3) 3.14.12	A	W	16-0 (5)	
(1) Kia Klassic (Fullerton, Calif.)				
(2) NFCA Leadoff Classic (Columbus, Ga.)				
(3) Judi Garman Classic (Fullerton, Calif.)				
(4) Cathedral City Classic (Cathedral City, Calif.)				
(5) Worth Invitational (Fullerton, Calif.)				
(6) Long Beach Invitational (Lakewood, Calif.)				

CAL STATE NORTHRIDGE (2-0)				
overall: 2-0 / away: 1-0 / neutral: 1-0				
(1) 3.9.08	N	W	3-1	
3.10.10	A	W	3-0	
(1) Long Beach Invitational (Long Beach, Calif.)				

CAMPBELL (2-0)				
overall: 2-0 / neutral: 2-0				
(1) 3.9.05	N	W	6-1	
(2) 3.15.08	N	W	5-0	
(1) Hawaii Spring Fling (Honolulu, Hawaii)				
(2) Lowcountry Invitational (Charleston, S.C.)				

CANISIUS (1-0)				
overall: 1-0 / neutral: 1-0				
(1) 2.27.98	N	W	15-0	
(1) NFCA Leadoff Classic (Columbus, Ga.)				

CENTRAL MICHIGAN (3-2)				
overall: 3-2 / neutral: 3-2				
(1) 3.10.93	N	W	3-2 (8)	
(1) 3.10.93	N	W	4-0	
(1) 3.9.96	N	W	10-0	
(2) 5.18.96	N	L	3-9	
(2) 5.20.00	N	L	1-2	
(1) South Florida Tournament (Tampa, Fla.)				
(2) NCAA Tournament (Ann Arbor, Mich.)				

CENTENARY (1-0)				
overall: 1-0 / neutral: 1-0				
(1) 3.4.94	N	W	3-2	
(1) Aggie Invitational (College Station, Texas)				

CHARLESTON SOUTHERN (2-1)				
overall: 2-1 / away: 2-0 / neutral: 0-1				
(1) 3.14.08	A	W	16-2 (5)	
(1) 3.15.08	A	W	10-2 (5)	
(2) 3.11.12	N		L	2-5
(1) Lowcountry Invitational (Charleston, S.C.)				
(2) Long Beach State invitational (Long Beach, Calif.)				

CLEVELAND STATE (5-0 / 2-0 MCC)				
overall: 5-0 / home: 4-0 / neutral 1-0				
*4.22.95	H	W	2-0	
*4.22.95	H	W	8-4 (15)	
(1) 5.15.09	N	25-	W	3-1
4.15.10	H	24-	W	8-0 (6)
4.19.12	H		W	6-5

(1) NCAA Tournament (Ann Arbor, Mich.)
*Midwestern Collegiate Conference game

COASTAL CAROLINA (2-0)				
overall: 2-0 / neutral: 2-0				
(1) 5.17.92	N	W	3-0	
(2) 2.12.05	N	W	2-0	
(1) National Invitational Tournament (Macomb, Ill.)				
(2) Gainesville Utilities Classic (Gainesville, Fla.)				

COLLEGE OF CHARLESTON (1-0)				
overall: 1-0 / away: 1-0				
(1) 2.26.11	A	W	2-0	
(1) Cougar Classic (Mt. Pleasant, S.C.)				

COLORADO STATE (2-2)				
overall: 2-2 / neutral: 2-2				
(1) 3.5.95	N	W	7-0	
(2) 3.14.97	N	W	7-5	
(2) 3.14.97	N	L	0-7	
(3) 2.17.06	N	L	4-5	
(1) Aggie Invitational (College Station, Texas)				
(2) National Invitational Tournament (San Jose, Calif.)				
(3) Desert Classic (Las Vegas, Nev.)				

CONNECTICUT (34-7 / 28-3 BIG EAST)				
overall: 34-7 / home: 17-2 / away: 11-1 / neutral: 6-4				
(1) 3.12.93	N	W	3-2	
*4.20.96	H	W	6-5	
*4.20.96	H	W	2-1	
(2) 5.4.96	N	L	0-3	
(2) 5.5.96	N	W	6-3	
(2) 5.5.96	N	L	0-1	
*4.20.97	A	L	2-3	
*4.20.97	A	W	6-3	
(3) 5.5.97	N	L	1-2	
*4.18.98	H	W	4-0	
*4.18.98	H	W	7-2	
(2) 5.2.98	N	L	1-4	
*4.24.99	A	W	7-3	
*4.24.99	A	W	9-1	
(3) 5.8.99	N	W	4-1	
*3.31.00	H	L	4-5	
*3.31.00	H	W	3-0	
(2) 5.6.00	N	W	5-0	
(2) 5.7.00	N	W	7-0	
*4.7.01	A	W	6-0	
*4.7.01	A	W	1-0	
*4.12.02	H	W	1-0 (8)	
*4.12.02	H	W	8-0	
*4.27.03	H	L	1-2	
*4.27.03	H	W	6-3	
*4.2.04	H	W	9-1 (6)	
*4.2.04	H	W	10-0 (5)	
*4.17.05	A	W	2-0	
*4.17.05	A	W	3-2 (8)	
*4.1.06	H	W	9-0 (5)	
*4.1.06	H	W	2-1 (8)	
(4) 5.10.07	N	W	6-0	
*4.27.08	H	W	8-5	
*4.27.08	H	W	3-2	
*4.11.09	A	W	12-4	
*5.7.11	A	21-	W	8-4
*5.7.11	A	21-	W	9-0 (5)
*5.8.11	A	21-	W	14-11

*3.31.12	H	W	5-2
*3.31.12	H	W	7-3
*4.1.12	H	W	7-2

- (1) South Florida Tournament (Tampa, Fla.)
 (2) BIG EAST Tournament (Chestnut Hill, Mass.)
 (3) BIG EAST Tournament (Storrs, Conn.)
 (4) BIG EAST Tournament (Notre Dame, Ind.)
 *BIG EAST Conference game

CREIGHTON (2-1)

overall: 2-1 / away: 1-0 / neutral: 1-1

(1) 4.11.92	A	W	2-1 (8)
(2) 3.4.94	N	L	5-9
(3) 2.12.10	N	W	11-3 (6)

- (1) Creighton Invitational (Omaha, Neb.)
 (2) Aggie Invitational (College Station, Texas)
 (3) Kajikawa Classic (Tempe, Ariz.)

DAYTON (10-3 / 9-3 MCC)

overall: 10-3 / home: 4-2 / away: 4-1 / neutral: 2-0

*3.25.89	H	L	2-4
*3.25.89	H	L	1-2 (10)
*4.8.89	N	W	2-0
*4.18.90	H	W	5-0
*4.18.90	H	W	4-3
(1) 4.22.90	A	W	2-1
*4.20.91	A	W	8-1
*4.20.91	A	W	4-2
*5.14.91	N	W	5-0
*5.1.92	H	W	9-4
*5.1.92	H	W	7-1
*4.12.93	A	W	3-0
*4.12.93	A	L	7-8

- (1) Midwestern Collegiate Conference Tournament (Dayton, Ohio)

*Midwestern Collegiate Conference game

DELAWARE (1-0)

overall: 1-0 / neutral: 1-0

(1) 2.19.11	N	W	11-1 (5)
-------------	---	---	----------

- (1) UCF / Courtyard by Marriott Invitational (Orlando, Fla.)

DePAUL (26-32-1 / 7-6 BIG EAST)

overall: 26-32-1 / home: 12-11-1 / away: 7-14 / neutral: 7-7

(1) 4.22.89	N	L	1-10
5.2.89	H	L	0-7
5.2.89	H	L	2-4
4.11.90	A	L	1-6
4.11.90	A	L	2-3
5.1.90	H	L	1-5
5.1.90	H	T	0-0 (11)
4.11.91	H	W	1-0
4.11.91	H	W	2-0
5.1.91	A	L	0-4
5.1.91	A	W	2-1
(2) 4.12.92	N	W	2-1 (8)
4.16.92	H	L	0-1
4.16.92	H	L	0-2
4.30.92	A	L	0-1
4.30.92	A	W	2-0
(3) 5.16.92	N	L	3-5
(4) 4.3.93	N	L	1-2
(4) 4.4.93	N	W	1-0
4.10.93	A	W	3-0

4.10.93	A		L	7-9
4.27.94	H		W	4-0
4.27.94	H		L	1-2
(5) 3.17.95	N		W	3-0
5.10.97	H		L	0-4
5.10.97	H		L	4-10 (8)
(6) 2.21.98	N	-24	L	4-5
5.9.98	A	-11	L	0-1
5.9.98	A	-11	L	1-3
4.13.00	H		W	5-1
4.13.00	H		L	3-4
(7) 5.19.00	N		L	0-1
4.19.01	A	-10	W	7-6
4.19.01	A	-10	W	5-1
5.20.01	N	-13	W	8-1
5.2.02	H	-18	W	3-1
(8) 3.14.03	N	-14	L	2-11
4.29.03	A	-7	L	3-4
(7) 5.16.03	N	-4	L	1-4
4.27.04	H		L	1-3
4.27.04	H		W	2-1
(7) 5.20.04	N		W	8-6
4.19.05	A		W	2-1 (8)
4.19.05	A		L	4-7
*4.13.06	H		W	5-0
*4.13.06	H		W	3-1
*4.29.07	A	-11	L	1-3
*4.29.07	A	-11	L	0-4
(9) 5.11.07	N	-12	W	8-2
*3.30.08	A	-17	L	1-2
*3.30.08	A	-17	W	2-0
*4.8.09	H	-22	L	7-8 (9)
*4.8.09	H	-22	W	5-2
(10) 5.9.09	N	-19	W	1-0
*4.22.10	A	23-	L	6-7 (8)
*4.22.10	A	23-	L	2-15 (5)
*4.21.12	H		W	3-0
*4.21.12	H		W	4-3
*4.22.12	H		W	2-1

- (1) Windy City Classic (Chicago, Ill.)
 (2) Creighton Invitational (Omaha, Neb.)
 (3) National Invitational Classic (Macomb, Ill.)
 (4) Illinois State Tournament (Normal, Ill.)
 (5) Hawaii Tournament (Honolulu, Hawaii)
 (6) South Florida Tournament (Tampa, Fla.)
 (7) NCAA Tournament (Ann Arbor, Mich.)
 (8) NCAA Tournament (Iowa City, Iowa)
 (9) BIG EAST Conference Tournament (Notre Dame, Ind.)
 (10) BIG EAST Conference Tournament (Louisville, Ky.)
 *BIG EAST Conference game

DETROIT (13-10 / 10-6 MCC)

overall: 13-10 / home: 6-2 / away: 3-3 / neutral: 4-5

*3.29.89	A	W	2-0
*3.31.89	A	L	5-6
(1) 4.7.89	N	L	0-1 (8)
*3.24.90	H	W	1-0
*3.24.90	H	W	1-0
*4.13.91	A	L	0-1 (8)
*4.13.91	A	L	0-1
*5.2.91	H	W	2-1
*5.2.91	H	L	1-2
(1) 5.15.91	N	L	1-3
(1) 5.15.91	N	W	9-3

(1) 5.15.91	N	W	2-0
*4.3.92	H	W	1-0
*4.4.92	H	L	3-5
(1) 5.13.92	N	L	1-2
(1) 5.13.92	N	L	0-5
* (2) 4.24.93	N	W	1-0
* (2) 4.24.93	N	L	3-4
*4.10.94	A	W	3-1 (8)
*4.10.94	A	W	8-0
*5.6.95	H	W	2-1
*5.6.95	H	W	6-2
(1) 5.11.95	N	W	6-0

- (1) Midwestern Collegiate Conference Tournament (Indianapolis, Ind.)

- (2) Evansville, Ind.

*Midwestern Collegiate Conference game

DRAKE (0-1)

overall: 0-1 / neutral: 0-1

(1) 4.22.89	N	L	3-4
-------------	---	---	-----

- (1) Windy City Classic (Chicago, Ill.)

EAST CAROLINA (2-0)

overall: 2-0 / neutral: 2-0

(1) 3.9.96	N	W	4-3
(2) 2.14.09	N	W	2-1

- (1) South Florida Tournament (Tampa, Fla.)
 (2) Bama Bash (Tuscaloosa, Ala.)

EASTERN KENTUCKY (1-0)

overall: 1-0 / neutral: 1-0

(1) 3.11.07	N	W	10-2
-------------	---	---	------

- (1) Long Beach Invitational (Long Beach, Calif.)

EASTERN ILLINOIS (2-4)

overall: 2-4 / away: 2-2 / neutral: 0-2

(1) 3.15.91	N	L	2-3
(1) 3.16.91	N	L	2-3
4.26.92	A	L	3-4
4.26.92	A	L	0-1
5.9.93	A	W	5-2
5.9.93	A	W	12-2

- (1) Sycamore Classic (Terre Haute, Ind.)

EASTERN MICHIGAN (14-2)

overall: 14-2 / home: 12-1 / away: 1-1 / neutral: 1-0

4.5.99	A	L	4-5
4.5.99	A	W	8-2
2.29.00	H	W	5-2
3.20.04	H	W	2-0
3.20.04	H	W	9-0 (6)
(1) 3.20.05	N	W	4-1
4.5.05	H	W	1-0
4.5.05	H	W	7-5
4.4.06	H	W	2-0
4.4.06	H	W	1-0
4.10.07	H	L	1-2
4.9.08	H	W	10-1 (5)
**4.9.08	H	W	5-1
3.23.10	H	W	9-0 (5)
3.23.10	H	W	9-3
5.2.12	H	W	10-0 (5)

- (1) Buckeye Invitational (Columbus, Ohio)

**last game at Ivy Field

Series vs. Opponents

EAST TENNESSEE STATE (1-0)

overall: 1-0 / home: 0-0 / away: 0-0 / neutral: 1-0

(1) 3.6.10	N	W	6-1
(1) Aten Construction Tournament (Riverside, Calif.)			

EVANSVILLE (13-1 / 7-1 MCC)

overall: 13-1 / home: 2-0 / away: 2-0 / neutral: 9-1

3.11.89	N	W	5-1
*4.4.90	N	L	0-1
*4.4.90	N	W	4-0
*3.30.91	A	W	7-0
*3.30.91	A	W	5-0
*4.5.92	H	W	2-0
*4.5.92	H	W	1-0
(1) 5.12.92	N	W	2-1
(1) 5.13.92	N	W	1-0
(2) 3.19.94	N	W	7-0
(2) 3.20.94	N	W	5-0
*4.9.94	N	W	8-1
*4.9.94	N	W	9-0
(3) 3.15.97	N	W	1-0

(1) Midwestern Collegiate Conference Tournament (Indianapolis, Ind.)

(2) Sycamore Classic (Terre Haute, Ind.)

(3) National Invitational Tournament (San Jose, Calif.)

*Midwestern Collegiate Conference game

FLORIDA (1-4)

overall: 1-4 / away: 1-3 / neutral: 0-1

(1) 3.1.98	N		L	3-9
(2) 2.11.05	A	-19	L	2-3
(2) 2.13.05	A	-19	W	4-2
(3) 2.23.08	A	-7	L	2-3
(3) 2.24.08	A	-7	L	2-5

(1) NFCA Leadoff Classic (Columbus, Ga.)

(2) Gainesville Utilities Classic (Gainesville, Fla.)

(3) Aquafina Invitational (Gainesville, Fla.)

FLORIDA A&M (1-0)

overall: 1-0 / neutral: 1-0

(1) 3.14.04	N	W	8-0 (5)
(1) Florida State Tournament (Tallahassee, Fla.)			

FLORIDA ATLANTIC (3-0)

overall: 3-0 / neutral: 3-0

(1) 3.9.96	N	W	4-0
(2) 3.16.96	N	W	4-2
(3) 3.7.04	N	W	2-0

(1) South Florida Tournament (Tampa, Fla.)

(2) Florida State Tournament (Tallahassee, Fla.)

(3) Worth Invitational (Boca Raton, Fla.)

FLORIDA INTERNATIONAL (1-2)

overall: 1-2 / away: 1-1 / neutral: 0-1

(1) 3.6.04	N	L	1-2
(2) 2.24.06	A	W	5-0 (5)
(2) 2.25.06	A	L	4-5

(1) Worth Invitational (Boca Raton, Fla.)

(2) Golden Panther Invitational (Miami, Fla.)

FLORIDA STATE (2-3)

overall: 2-3 / away: 1-1 / neutral: 1-2

(1) 4.6.91	N		L	0-7
(2) 3.12.94	N	-9	L	0-3
3.14.96	A	-9	W	1-0

3.11.04	A	-4	L	3-4 (10)
(3) 3.17.06	N		W	1-0

(1) Southern Invitational (Birmingham, Ala.)

(2) South Florida Tournament (Tampa, Fla.)

(3) Judi Garman Classic (Fullerton, Calif.)

FORDHAM (2-0)

overall: 2-0 / neutral: 2-0

(1) 3.6.11	N	W	6-0
(1) 3.04.12	N	W	3-1
(1) Diamond 9 Citrus Classic (Buena Vista, Fla.)			

FRESNO STATE (3-1)

overall: 3-1 / neutral: 3-1

(1) 3.15.01	N	-7	W	4-2
(1) 3.16.02	N	-10	L	2-3
(1) 3.13.03	N		W	3-1
(2) 3.16.07	N		W	4-2

(1) Kia Klassic (Fullerton, Calif.)

(2) Judi Garman Classic (Fullerton, Calif.)

GARDNER-WEBB (0-1)

overall: 0-1 / neutral: 0-1

(1) 2.22.08	N	L	2-3
(1) Aquafina Invitational (Gainesville, Fla.)			

GEORGETOWN (4-0 / 4-0 BIG EAST)

overall: 4-0 / home: 2-0 / away: 2-0

*3.28.09	A		W	6-4
*3.28.09	A		W	8-2
*4.14.10	H	24-	W	5-0
*4.14.10	H	24-	W	3-2

*BIG EAST Conference game

GEORGE WASHINGTON (2-0)

overall: 2-0 / neutral: 2-0

(1) 2.27.10	N	W	8-0 (5)
(1) 2.27.10	N	W	12-0 (5)
(1) Cavalier Invitational (Newport News, Va.)			

GEORGIA (0-1)

overall: 0-1 / neutral: 0-1

(1) 2.27.04	N	-6	L	1-7
(1) NFCA Leadoff Classic (Columbus, Ga.)				

GEORGIA STATE (1-0)

overall: 1-0 / neutral: 1-0

(1) 3.13.04	N	W	3-2
(1) Florida State Tournament (Tallahassee, Fla.)			

GEORGIA TECH (3-0)

overall: 3-0 / neutral: 3-0

(1) 3.27.92	N	W	6-2
(2) 2.19.99	N	W	6-4
(3) 2.29.04	N	W	2-1
(1) Southern Invitational (Birmingham, Ala.)			
(2) Gladstones Tournament (Tampa, Fla.)			
(3) NFCA Leadoff Classic (Columbus, Ohio)			

GRACE COLLEGE (3-1)

overall: 3-1 / home: 1-1 / away: 2-0

4.24.89	A	W	6-0
4.24.89	A	W	4-2 (8)
4.25.90	H	W	9-2
4.25.90	H	L	0-2

HAWAII (4-5)

overall: 4-5 / away: 1-3 / neutral: 3-2

(1) 3.16.95	A	-10	L	1-2 (9)
(1) 3.19.95	A	-10	L	3-6
(2) 3.1.96	N	-22	L	2-6
(2) 3.3.96	N	-22	L	4-6
(3) 3.13.98	A	-11	L	1-11
(4) 3.17.01	N		W	4-1
(5) 2.13.04	N		W	8-7
(6) 3.9.05	A		W	9-1 (5)
(7) 5.18.12	N	-22	W	7-3 (9)

(1) Hawaii Tournament (Honolulu, Hawaii)

(2) NFCA Leadoff Classic (Columbus, Ga.)

(3) Hawaii Classic (Honolulu, Hawaii)

(4) Kia Klassic (Fullerton, Calif.)

(5) UNLV Classic (Las Vegas, Nev.)

(6) Hawaii Spring Fling (Honolulu, Hawaii)

(7) NCAA Regionals (Tucson, Ariz.)

HOFSTRA (1-1)

overall: 1-1 / neutral: 1-1

(1) 2.17.01	N	W	8-1
(2) 2.16.03	N	L	4-7

(1) Holiday Inn Invitational (Tampa, Fla.)

(2) Wilson Tournament (Tampa, Fla.)

ILLINOIS-CHICAGO (19-9 / 1-1 MCC)

overall: 19-9 / home: 5-1 / away: 8-5 / neutral: 6-3

4.17.89	A		W	2-0 (9)
4.17.89	A		L	0-3
4.29.91	H		W	2-0
4.29.91	H		W	3-1
(1) 3.11.94	N	-21	L	0-7
4.4.94	A		W	4-3 (8)
4.4.94	A		L	0-2
(2) 5.21.94	N		L	0-1
*4.17.95	A		L	1-3
*4.17.95	A		W	6-2
(3) 5.12.95	N		W	1-0
(3) 5.13.95	N		W	2-0
(4) 5.19.95	N		W	5-2
(4) 5.20.95	N		W	8-5 (9)
(1) 3.8.96	N	-18	W	10-2
4.1.99	A		L	3-6
4.1.99	A		L	3-8
4.26.00	H	-22	W	4-0
4.26.00	H	-22	W	7-1
(4) 5.18.00	A	-22	W	2-0
4.24.01	A		W	11-0
4.4.02	H		W	11-6
4.24.03	A		W	3-2
4.15.04	H		L	3-4 (10)
4.22.04	A		W	8-0
(4) 5.22.04	N		L	1-2
4.14.05	A		W	4-0
(5) 2.19.11	N		W	4-1

(1) South Florida Tournament (Tampa, Fla.)

(2) NCAA Tournament (Bloomington, Ind.)

(3) Midwestern Collegiate Conference Tournament (Cleveland, Ohio)

(4) NCAA Tournament (Ann Arbor, Mich.)

(5) UCF / Courtyard by Marriott Invitational (Orlando, Fla.)

*Midwestern Collegiate Conference game

ILLINOIS STATE (5-3)

overall: 5-3 / away: 1-0 / neutral: 4-3

(1) 4.4.93	A	W	5-3
(2) 3.1.97	N	L	0-8
(3) 5.18.01	N	W	2-1
(4) 3.1.02	N	W	1-0
(2) 2.22.03	N	W	1-0 (8)
(5) 5.18.07	N	-25 L	1-2
(5) 5.19.07	N	-25 L	1-3
(6) 5.21.10	N	24- W	1-0 (8)

- (1) Illinois State Tournament (Normal, Ill.)
 (2) NFCA Leadoff Classic (Columbus, Ga.)
 (3) NCAA Tournament (Iowa City, Iowa)
 (4) Aggie Invitational II (College Station, Texas)
 (5) NCAA Tournament (Evanston, Ill.)
 (6) NCAA Tournament (Ann Arbor, Mich.)

INDIANA (9-10)

overall: 9-10 / home: 4-4 / away: 4-3 / neutral: 1-3

3.4.90	A	L	3-7
3.4.90	A	L	0-4
3.30.93	H	W	7-1
3.30.93	H	L	1-5
3.22.94	A	L	1-2
3.22.94	A	W	9-3
(1) 5.20.94	N	W	3-1 (12)
(1) 5.21.94	N	L	0-8
5.29.95	H	L	0-2
5.29.95	H	L	1-3
(2) 2.24.96	N	L	1-2
3.24.96	H	-19 W	4-0
3.24.96	H	-19 W	4-3 (8)
(2) 2.27.97	N	L	1-10
4.14.98	A	W	2-0
4.14.98	A	W	9-3
4.14.99	H	W	1-0 (8)
4.14.99	H	L	0-2
(3) 3.27.04	A	W	4-0

- (1) NCAA Tournament (Bloomington, Ind.)
 (2) Arizona State Tournament (Tempe, Ariz.)
 (3) Hoosier Invitational (Bloomington, Ind.)

INDIANA STATE (13-7-1)

overall: 13-7-1 / home: 9-4-1 / away: 4-2 / neutral: 0-1

3.10.89	N	L	0-3
3.15.91	A	L	1-5
3.15.91	A	W	5-0
4.16.91	H	W	4-0
4.16.91	H	L	1-6
(1) 3.20.92	A	L	0-5
(1) 3.21.92	A	W	2-1
4.28.92	H	L	1-2
4.28.92	H	T	6-6 (11)
5.1.93	H	W	6-0
5.1.93	H	W	2-0
(1) 3.19.94	A	W	4-0
(1) 3.20.94	A	W	7-0
4.24.94	H	L	3-4
4.24.94	H	W	7-3
4.28.98	H	W	3-2
4.28.98	H	W	2-1
4.18.00	H	W	2-1
4.18.00	H	L	2-3

4.17.02	H	W	14-1 (5)
4.17.02	H	W	11-2 (5)
(1) Sycamore Classic (Terre Haute, Ind.)			

IPFW (3-0)

overall: 3-0 / home: 3-0

4.25.02	H	W	5-1
4.17.03	H	W	10-2 (5)
4.17.03	H	W	9-1 (6)

IUPUI (2-1)

overall: 2-1 / home: 2-1

4.27.99	H	L	1-2 (11)
3.22.07	H	W	6-1
3.26.08	H	W	8-0 (5)

IOWA (2-4)

overall: 2-4 / neutral: 2-4

(1) 2.27.95	N	W	5-2
(2) 3.10.96	N	L	2-5
(1) 2.22.97	N	-6 L	3-4 (10)
(3) 5.19.01	N	-15 L	0-6
(3) 5.20.01	N	-15 L	2-6
(4) 3.15.12	N	W	2-0
(1) Arizona State Classic (Tempe, Ariz.)			
(2) South Florida Tournament (Tampa, Fla.)			
(3) NCAA Tournament (Iowa City, Iowa)			
(4) Judi Garman Classic (Fullerton, Calif.)			

IOWA STATE (1-3)

overall: 1-3 / neutral: 1-3

3.11.91	N	L	1-9
3.11.91	N	L	1-3
3.13.91	N	L	4-5 (8)
(1) 2.26.11	N	W	1-0
(1) Cougar Classic (Mt. Pleasant, S.C.)			

JACKSONVILLE (2-0)

overall: 2-0 / away: 1-0 / neutral: 1-0

(1) 2.26.03	N	W	2-1
(2) 3.2.07	A	W	7-2
(1) Wilson Tournament (Tampa, Fla.)			
(2) Jacksonville Tournament (Jacksonville, Fla.)			

JACKSONVILLE STATE (1-0)

overall: 1-0 / neutral: 1-0

(1) 3.2.01	N	W	4-1
(1) Frost Classic (Chattanooga, Tenn.)			

KANSAS (6-2)

overall: 6-2 / neutral: 6-2

(1) 3.7.97	N	W	7-5
(1) 3.7.97	N	W	4-2
(2) 2.20.98	N	-9 W	7-2
(2) 2.22.98	N	-9 L	4-8
(3) 2.21.99	N	L	0-1
(4) 3.6.99	N	W	4-1
(4) 3.6.99	N	W	6-4 (10)
(5) 3.4.06	N	W	5-2
(1) Sooner Classic (Oklahoma City, Okla.)			
(2) South Florida Tournament (Tampa, Fla.)			
(3) Gladstones Tournament (Tampa, Fla.)			
(4) Hillenbrand Invitational (Tucson, Ariz.)			
(5) Tulsa Invitational (Tulsa, Okla.)			

KENT STATE (3-1)

overall: 3-1 / neutral: 3-1

(1) 3.25.00	N	W	12-4
(2) 2.15.03	N	W	5-1
(3) 5.16.08	N	W	9-1 (6)
(3) 5.17.08	N	L	6-7 (8)
(1) Purdue Invitational (West Lafayette, Ind.)			
(2) Wilson Tournament (Tampa, Fla.)			
(3) NCAA Tournament (Ann Arbor, Mich.)			

KENTUCKY (1-1)

overall: 1-1 / neutral: 1-1

(1) 3.5.00	N	W	8-0
(2) 5.20.11	N	19-21 L	0-8 (5)
(1) State Line Classic (Bristol, Tenn.)			
(2) NCAA Tournament (Ann Arbor, Mich.)			

KENTUCKY WESLEYAN (2-1)

overall: 2-1 / neutral: 2-1

3.8.89	N	W	8-4
3.9.89	N	W	3-1
3.11.89	N	L	1-3

La SALLE (6-0 / 4-0 MCC)

overall: 6-0 / home: 4-0 / away: 2-0

*4.18.93	H	W	4-0
*4.18.93	H	W	3-1
*5.8.94	A	W	5-0
*5.8.94	A	W	7-2
4.21.95	H	W	8-0
4.21.95	H	W	3-0

*Midwestern Collegiate Conference game

LIBERTY (2-0)

overall: 2-0 / neutral: 2-0

(1) 2.27.99	N	W	3-2 (10)
(2) 2.27.11	N	W	6-4
(1) Choo Choo Classic (Chattanooga, Tenn.)			
(2) Cougar Classic (Mt. Pleasant, S.C.)			

LONG BEACH STATE (4-3)

overall: 4-3 / away: 2-0 / neutral: 2-3

(1) 3.5.93	N	L	2-6
(2) 3.17.95	N	W	6-5
(2) 3.18.95	N	L	0-5
3.13.01	A	W	2-0
3.13.02	A	W	3-2
(3) 3.7.08	N	L	0-1
(3) 3.13.10	N	W	4-2
(1) Sacramento State Tournament (Sacramento, Calif.)			
(2) Hawaii Invitational (Honolulu, Hawaii)			
(3) Long Beach Invitational (Lakewood, Calif.)			

LONG ISLAND (1-0)

overall: 1-0 / neutral: 1-0

(1) 3.03.12	N	W	5-0
(1) Diamond 9 Citrus Classic (Buena Vista, Fla.)			

LONGWOOD (0-1)

overall: 0-1 / neutral: 0-1

(1) 3.4.11	N	L	0-2
(1) Diamond 9 Citrus Classic (Buena Vista, Fla.)			

Series vs. Opponents

LOUISIANA-MONROE (1-0)				
overall: 1-0 / neutral: 1-0				
(1) 5.17.92	N	W	1-0	
(1) National Invitational Classic (Macomb, Ill.)				

LOUISIANA-LAFAYETTE (3-5)				
overall: 3-5 / away: 1-1 / neutral: 2-4				
(1) 3.28.92	N	-7	L	1-4
(2) 2.28.97	N	-13	W	4-2 (9)
(3) 3.18.00	N	-16	W	4-2
(4) 3.1.02	N	-19	L	3-6
(5) 2.28.03	A	W	8-5 (9)	
(5) 3.1.03	A	L	3-5	
(6) 3.16.07	N	-16	L	2-4
(6) 3.17.11	N	-19	L	1-5
(1) Southern Invitational (Birmingham, Ala.)				
(2) NFCA Leadoff Classic (Columbus, Ohio)				
(3) Kia Classic (Fullerton, Calif.)				
(4) Aggie Invitational II (College Station, Texas)				
(5) Louisiana Classic (Lafayette, La.)				
(6) Judi Garman Classic (Fullerton, Calif.)				

LOUISIANA TECH (1-1)				
overall: 1-1 / neutral: 1-1				
(1) 3.3.95	N	L	2-4	
(2) 2.20.10	N	W	1-0	
(1) Arizona State Classic (Tempe, Ariz.)				
(2) Mizuno Classic (Hattiesburg, Miss.)				

LOUISVILLE (10-13 / 7-8 BIG EAST)				
overall: 10-13 / home: 3-4 / away: 5-6 / neutral: 2-2				
(1) 2.16.02	N	L	3-4	
(2) 5.20.05	N	W	3-2	
*5.1.06	A	-21	L	1-2
*5.1.06	A	-21	L	3-10
(3) 5.14.06	N	-18	W	1-0
*4.21.07	H	L	2-8	
*4.21.07	H	L	0-5	
(3) 5.12.07	N	L	2-3	
*4.19.08	A	W	3-1 (8)	
*4.19.08	A	W	12-4 (5)	
(4) 5.8.08	A	L	1-3	
*5.3.09	H	-18	L	5-6
*5.3.09	H	-18	W	7-4
(4) 5.7.09	A	-17	W	3-0
*4.17.10	A	24-25	W	5-0
*4.17.10	A	24-25	L	1-4
*4.18.10	A	24-25	W	3-1
(4) 5.14.10	A	24-	L	2-5
*4.16.11	H	24-	W	8-5
*4.16.11	H	24-	W	4-3
*4.17.11	H	24-	L	6-9
(4) 5.13.11	A	18-	L	0-6
(3) 5.12.12	H	-17	L	4-3(8)
(1) Pepsi Classic (Tucson, Ariz.)				
(2) NCAA Tournament (Notre Dame, Ind.)				
(3) BIG EAST Tournament (Notre Dame, Ind.)				
(4) BIG EAST Tournament (Louisville, Ky.)				
*BIG EAST Conference game				

LOYOLA-CHICAGO (33-7-1 / 13-3 MCC)				
overall: 33-7-1 / home: 18-5-1 / away: 9-1 / neutral: 6-1				
*3.31.89	H	W	5-1	
*3.31.89	H	W	12-2	

(1) 4.8.89	N	W	5-4 (8)	
(2) 4.21.89	N	L	3-5	
*4.16.90	A	W	4-0	
*4.16.90	A	W	15-1	
4.24.90	H	W	9-1	
4.24.90	H	W	11-0	
*3.22.91	H	W	2-1	
*3.22.91	H	W	12-1	
*4.18.91	A	W	8-1	
*4.18.91	A	W	12-0	
(1) 5.14.91	N	W	2-1 (8)	
*4.25.92	H	L	0-1 (15)	
*4.25.92	H	W	6-0	
*4.22.93	A	W	3-0	
*4.22.93	A	W	7-6 (9)	
(1) 5.12.93	N	W	4-0	
(1) 5.12.93	N	W	4-3 (8)	
*4.22.94	H	W	1-0	
*4.22.94	H	L	2-6	
(1) 5.12.94	N	W	7-0	
(1) 5.12.94	N	W	5-0	
*4.13.95	H	L	6-9 (15)	
*5.5.95	H	W	9-0	
3.26.98	H	W	8-4	
3.26.98	H	W	7-5	
4.20.99	H	L	2-3 (11)	
4.16.00	H	W	8-2	
4.12.01	H	W	8-0	
4.12.01	H	W	6-0	
4.1.02	A	W	8-0	
4.3.03	H	W	7-1	
4.3.03	H	W	3-0	
3.31.05	A	W	10-0	
5.2.06	H	L	4-6	
5.1.07	A	W	5-0	
4.24.08	H	W	4-3 (8)	
4.24.08	H	T	2-2 (7)	
3.30.10	A	24-	L	0-8 (6)
4.13.11	H	24-	W	8-0 (6)
(1) Midwestern Collegiate Conference Tournament (Indianapolis, Ind.)				
(2) Windy City Classic (Chicago, Ill.)				
*Midwestern Collegiate Conference game				

LOYOLA MARYMOUNT (7-2)				
overall: 7-2 / away: 3-1 / neutral: 4-1				
(1) 3.18.95	N	W	5-1	
(1) 3.19.95	N	W	5-1	
(2) 3.14.97	N	W	2-1	
(3) 3.14.98	N	W	9-1	
3.14.00	A	W	4-0	
(4) 2.25.05	N	L	0-7	
3.6.05	A	W	2-1	
3.6.05	A	L	0-5	
3.13.12	A	W	4-3	
(1) Hawaii Tournament (Honolulu, Hawaii)				
(2) National Invitational Tournament (San Jose, Calif.)				
(3) Hawaii Classic (Honolulu, Hawaii)				
(4) Cathedral City Classic (Cathedral City, Calif.)				

LOUISIANA STATE (0-1)				
overall: 0-1 / neutral: 0-1				
(1) 3.5.99	N	-12	L	2-10
(1) Hillenbrand Tournament (Tucson, Ariz.)				

MAINE (2-0)				
overall: 2-0 / neutral: 2-0				
(1) 3.25.94	N	W	3-1	
(2) 2.24.01	N	W	8-0	
(1) Winthrop Invitational (Rock Hill, S.C.)				
(2) Lady Razorback Invitational (Fayetteville, Ark.)				

MARIST (1-0)				
overall: 1-0 / neutral: 1-0				
(1) 2.27.11	N	W	10-1 (5)	
(1) Cougar Classic (Mt. Pleasant, S.C.)				

MARSHALL (1-0)				
overall: 1-0 / neutral: 1-0				
(1) 3.19.05	N	L	4-7	
(1) Buckeye Invitational (Columbus, Ohio)				

MARQUETTE (4-0)				
overall: 4-0 / home: 2-0 / away: 2-0				
4.29.89	A	W	10-0	
4.29.89	A	W	11-8	
4.29.90	H	W	5-2	
4.29.90	H	W	9-2	

MARYLAND (4-0)				
overall: 4-0 / neutral: 4-0				
(1) 2.28.99	N	W	6-0	
(2) 2.16.01	N	W	4-1	
(3) 3.13.04	N	W	6-2	
(4) 3.5.11	N	W	5-3	
(1) Choo Choo Classic (Chattanooga, Tenn.)				
(2) Holiday Inn Invitational (Tampa, Fla.)				
(3) Florida State Tournament (Tallahassee, Fla.)				
(4) Diamond 9 Citrus Classic (Buena Vista, Fla.)				

MASSACHUSETTS (1-2)				
overall: 1-2 / neutral: 1-2				
(1) 3.15.96	N	W	3-0	
(2) 3.2.97	N	L	0-1 (8)	
(3) 3.6.04	N	L	2-4	
(1) Florida State Tournament (Tallahassee, Fla.)				
(2) NFCA Leadoff Classic (Columbus, Ga.)				
(3) Worth Invitational (Boca Raton, Fla.)				

MCNEESE STATE (1-0)				
overall: 1-0 / neutral: 1-0				
(1) 3.1.03	N	W	6-1	
(1) Louisiana Classic (Lafayette, La.)				

MEMPHIS (1-0)				
overall: 1-0 / neutral: 1-0				
(1) 2.25.06	N	W	4-1	
(1) Golden Panther Invitational (Miami, Fla.)				

MERCER (2-0)				
overall: 2-0 / neutral: 2-0				
3.26.93	N	W	8-0	
(1) 3.26.94	N	W	8-0	
(1) Winthrop Invitational (Rock Hill, S.C.)				

MIAMI (Ohio) (5-2)				
overall: 5-2 / away: 0-2 / neutral: 5-0				
3.9.91	A	L	0-3	
3.9.91	A	L	2-4	
(1) 3.14.93	N	W	3-1	
(2) 2.20.99	N	W	9-3	

(3) 5.16.09	N	25-	W	5-3
(4) 2.18.11	N		W	3-2
(4) 2.20.11	N		W	5-3
(1) South Florida Tournament (Tampa, Fla.)				
(2) Gladstones Tournament (Tampa, Fla.)				
(3) NCAA Tournament (Ann Arbor, Mich.)				
(4) UCF / Courtyard by Marriott Invitational (Orlando, Fla.)				

MICHIGAN (4-16)

overall: 4-16 / home: 2-0 / away: 0-7 / neutral: 2-9

3.30.94	H		W	2-1
3.30.94	H		W	5-1
(1) 2.26.95	N	-10	W	4-3 (9)
(2) 5.20.95	N		L	0-2
(2) 5.21.95	N		L	6-15
4.10.96	N		L	1-2 (8)
4.10.97	A		L	4-5
(2) 5.21.99	N	-5	W	1-0
(3) 3.25.00	N	-13	L	1-5
(2) 5.17.03	N	-14	L	3-5
(2) 5.22.04	N	-6	L	0-1
(4) 3.4.07	N		L	0-1
(2) 5.17.08	A	-6	L	0-8 (5)
(2) 5.16.09	A	25-7	L	1-2
(2) 5.17.09	A	25-7	L	0-4
(2) 5.22.10	A	24-2	L	0-8 (5)
(2) 5.23.10	A	24-2	L	2-12
(5) 3.19.11	N	-5	L	4-9
(2) 5.21.11	A	19-2	L	8-9
(5) 3.16.12	N	-15	L	2-7
(1) Arizona State Classic (Tempe, Ariz.)				
(2) NCAA Tournament (Ann Arbor, Mich.)				
(3) Purdue Invitational (West Lafayette, Ind.)				
(4) Jacksonville Tournament (Jacksonville, Fla.)				
(5) Judi Garman Classic (Fullerton, Calif.)				

MICHIGAN STATE (6-1)

overall: 6-1 / home: 3-0 / away: 3-1

4.6.93	A		W	5-1
4.6.93	A		W	3-0
4.26.94	H		W	4-1 (8)
4.26.94	H		W	2-0
4.6.95	A		W	5-3
4.6.95	A		L	0-4
4.24.12	H		W	7-1

MINNESOTA (1-1)

overall: 1-1 / neutral: 1-1

(1) 3.3.95	N		W	8-0
(2) 2.26.12	N		L	9-1
(1) Aggie Invitational (College Station, Texas)				
(2) Carolina Classic (Chapel Hill, N.C.)				

MISSISSIPPI (1-0)

overall: 1-0 / neutral: 1-0

(1) 2.25.07	N		W	3-1
(1) Cathedral City City Classic (Cathedral City, Calif.)				

MISSISSIPPI STATE (1-0)

overall: 1-0 / neutral: 1-0

(1) 3.15.97	N		W	8-3
(1) National Invitational Tournament (San Jose, Calif.)				

MISSOURI (1-5)

overall: 1-5 / away: 0-2 / neutral: 1-3

2.26.94	A	-20	L	1-6
2.27.94	A		L	1-10
(1) 3.13.97	N	-15	L	5-6
(2) 2.25.00	N		L	4-5
(2) 2.25.00	N		L	3-4
(3) 5.15.03	N		W	4-3 (8)
(1) National Invitational Tournament (San Jose, Calif.)				
(2) Morning News Invitational (Fayetteville, Ark.)				
(3) NCAA Tournament (Ann Arbor, Mich.)				

MISSOURI-KANSAS CITY (1-0)

overall: 1-0 / neutral: 1-0

(1) 4.12.92	N		W	10-1
(1) Creighton Invitational (Omaha, Neb.)				

MOUNT MERCY (1-0)

overall: 1-0 / neutral: 1-0

(1) 4.8.90	N		W	3-2
(1) St. Francis Invitational (Joliet, Ill.)				

NEBRASKA (3-8)

overall: 3-8 / away: 2-1 / neutral: 1-7

(1) 4.11.92	N		L	0-2
(2) 3.14.99	N	-20	L	3-6
(3) 5.20.99	N		L	0-2
(3) 5.22.99	N		L	3-4 (8)
4.23.02	A	-4	W	3-2
(4) 5.19.02	N	-7	L	3-5
(5) 3.13.03	N	-3	L	3-10
(6) 2.29.04	N	-14	W	1-0
4.12.04	A	-18	L	0-1
4.12.04	A	-18	W	2-0
(7) 3.3.06	N	-17	L	2-5 (8)
(1) Creighton Invitational (Omaha, Neb.)				
(2) National Invitational Tournament (San Jose, Calif.)				
(3) NCAA Tournament (Ann Arbor, Mich.)				
(4) NCAA Tournament (Iowa City, Iowa)				
(5) Kia Classic (Fullerton, Calif.)				
(6) NFCA Leadoff Classic (Columbus, Ga.)				
(7) Tulsa Invitational (Tulsa, Okla.)				

NEVADA (1-0)

overall: 1-0 / neutral: 1-0

(1) 3.11.05	N		W	7-1
(1) Hawaii Spring Fling (Honolulu, Hawaii)				

NEW MEXICO (2-1)

overall: 2-1 / neutral: 2-1

(1) 3.14.97	N		W	3-2 (8)
(2) 3.16.02	N		L	4-5
(3) 3.18.11	N		W	5-0
(1) National Invitational Tournament (San Jose, Calif.)				
(2) Kia Classic (Fullerton, Calif.)				
(3) Judi Garman Classic (Fullerton, Calif.)				

NEW MEXICO STATE (1-0)

overall: 1-0 / neutral: 1-0

(1) 2.16.02	N		W	9-7 (8)
(1) Pepsi Classic (Tucson, Ariz.)				

NORTH CAROLINA (9-2)

overall: 9-2 / away: 2-0 / neutral: 7-2

3.12.91	N		W	3-1
4.5.91	N		W	1-0
(1) 3.27.92	N	-22	L	1-3
(2) 3.12.93	N		W	5-0
(3) 3.5.94	N		L	3-5
(4) 3.12.99	N		W	2-1
(4) 3.13.99	N		W	2-0
(5) 3.7.04	N		W	2-0
(6) 3.5.11	N		W	4-3 (8)
(7) 2.25.12	A	-24	W	6-5
(7) 2.26.12	A	-24	W	9-3
(1) Southern Invitational (Birmingham, Ala.)				
(2) South Florida Tournament (Tampa, Fla.)				
(3) Aggie Invitational (College Station, Texas)				
(4) National Invitational Tournament (San Jose, Calif.)				
(5) Worth Invitational (Boca Raton, Fla.)				
(6) Diamond 9 Citrus Classic (Buena Vista, Fla.)				
(7) Carolina Classic (Chapel Hill, N.C.)				

NORTH CENTRAL (III.) (2-0)

overall: 2-0 / home: 2-0

5.3.89	H		W	12-2
5.3.89	H		W	8-5

NORTH DAKOTA STATE (2-1)

overall: 2-1 / home: 1-1 / neutral: 1-0

4.22.09	H		L	1-2
4.22.09	H		W	5-0
(1) 5.19.12	N		W	8-4
(1) NCAA Regionals (Tucson, Ariz.)				

NORTH FLORIDA (2-0)

overall: 2-0 / neutral: 2-0

(1) 2.22.08	N		W	1-0
(1) 2.23.08	N		W	1-0
(1) Aquafina Invitational (Gainesville, Fla.)				

NORTHEASTERN ILLINOIS (2-0)

overall: 2-0 / home: 2-0

4.24.92	H		W	2-1 (11)
4.24.92	H		W	2-0

NORTHERN ILLINOIS (10-5 / 2-0 MCC)

overall: 10-5 / home: 5-3 / away: 3-1 / neutral: 2-1

4.7.92	A		W	1-0 (8)
4.7.92	A		L	0-2
(1) 5.18.92	N		L	2-3
4.27.93	H		W	1-0
4.27.92	H		L	2-5 (13)
4.20.94	H		W	7-6
4.20.94	H		L	4-11
*4.15.95	A		W	5-0
*4.15.95	A		W	4-1
(2) 5.12.95	N		W	8-1
4.23.96	H		L	0-2
4.23.96	H		W	8-2
(3) 3.13.99	N		W	5-0
4.1.09	H		W	11-4
3.25.11	H		W	4-1

Series vs. Opponents

- (1) National Invitational Classic (Macomb, Ill.)
 - (2) Midwestern Collegiate Conference Tournament (Cleveland, Ohio)
 - (3) National Invitational Tournament (San Jose, Calif.)
- *Midwestern Collegiate Conference game

NORTHERN IOWA (3-1)

overall: 3-1 / neutral: 3-1

(1) 4.23.89	N	-9	L	0-2
2.26.94	N	W	6-4	
2.27.94	N	W	7-0	
(2) 3.4.06	N	W	10-1 (5)	
(1) Windy City Classic (Chicago, Ill.)				
(2) Tulsa Invitational (Tulsa, Okla.)				

NORTHWESTERN (7-11)

overall: 7-11 / home: 4-5 / away: 0-2 / neutral: 3-4

5.4.95	H	L	3-5	
5.4.95	H	L	1-5	
(1) 2.23.96	N	W	1-0	
(2) 3.8.97	N	W	5-3	
4.15.97	H	W	2-1	
4.15.97	H	W	7-6 (8)	
3.26.03	H	-22	L	2-4
3.26.03	H	-22	L	2-3
4.26.05	H	-15	W	4-3
(3) 5.21.05	N	-18	W	3-2
(3) 5.22.05	N	-18	L	1-4
5.22.05	N	-18	L	3-4
4.18.06	A	-17	L	2-3
(4) 5.20.06	N	-11	L	0-9 (5)
(4) 5.21.06	N	-11	L	4-7
4.24.07	H	-8	L	0-12
4.15.08	A	-13	L	1-5
4.04.12	H	W	9-1 (5)	
(1) Arizona State Tournament (Tempe, Ariz.)				
(2) Sooner Classic (Oklahoma City, Okla.)				
(3) NCAA Tournament (Notre Dame, Ind.)				
(4) NCAA Tournament (Evanston, Ill.)				

NORTHWESTERN STATE (2-1)

overall: 2-1 / neutral: 2-1

(1) 2.28.03	N	L	2-3	
(1) 3.2.03	N	W	12-7	
(2) 2.27.04	N	W	2-1 (8)	
(1) Louisiana Classic (Lafayette, La.)				
(2) NFCA Leadoff Classic (Columbus, Ga.)				

OAKLAND (3-0)

overall: 3-0 / home: 1-0 / neutral: 2-0

4.30.02	H	W	16-0	
(1) 5.16.03	N	W	5-0	
(2) 3.20.05	N	W	8-0 (5)	
(1) NCAA Tournament (Ann Arbor, Mich.)				
(2) Buckeye Invitational (Columbus, Ohio)				

OHIO STATE (5-3)

overall: 5-3 / home: 3-1 / away: 0-2 / neutral: 2-0

3.23.95	H	W	1-0	
3.23.95	H	L	0-3	
4.18.95	A	L	0-1	
4.18.95	A	L	6-8	
4.11.96	H	W	3-2 (9)	
4.11.96	H	W	11-3	

- (1) 3.6.10 N -14 W 12-5
- (2) 3.03.12 N W 3-1 (8)
- (1) Aten Construction Tournament (Riverside, Calif.)
- (2) Diamond 9 Citrus Classic (Buena Vista, Fla.)

OKLAHOMA (4-4)

overall: 4-4 / neutral: 4-4

(1) 3.12.92	N	W	1-0 (8)	
(1) 3.12.92	N	L	0-3	
(2) 3.18.00	N	-6	W	4-2
(2) 3.16.01	N	-5	L	2-4
(3) 2.24.02	N	-4	L	2-3
(4) 2.23.07	N	-9	L	3-7
(5) 3.22.09	N	-9	W	4-3
(5) 3.16.11	N	-9	W	2-1
(1) Tampa Games (Tampa, Fla.)				
(2) Kia Classic (Fullerton, Calif.)				
(3) NFCA Leadoff Classic (Columbus, Ohio)				
(4) Cathedral City Classic (Cathedral City, Calif.)				
(5) Judi Garman Classic (Fullerton, Calif.)				

OKLAHOMA STATE (1-3)

overall: 1-3 / neutral: 1-3

(1) 3.10.94	N	-3	L	0-3
(2) 3.8.96	N	-21	W	7-0
(3) 2.28.98	N	-9	L	0-4
(4) 3.7.98	N	-4	L	3-8
(1) Tampa, Fla.				
(2) South Florida Tournament (Tampa, Fla.)				
(3) NFCA Leadoff Classic (Columbus, Ga.)				
(4) Fresno State Classic (Fresno, Calif.)				

OREGON (2-3)

overall: 2-3 / neutral: 2-3

(1) 3.6.93	N	L	2-5	
(2) 3.2.96	N	W	9-2	
(3) 2.19.00	N	L	3-11	
(4) 3.10.02	N	W	9-3	
(5) 2.12.10	N	L	1-4	
(1) Sacramento State Tournament (Sacramento, Calif.)				
(2) NFCA Leadoff Classic (Columbus, Ga.)				
(3) UNLV Classic (Las Vegas, Nev.)				
(4) Las Vegas, Nev.				
(5) Kajikawa Classic (Tempe, Ariz.)				

OREGON STATE (2-6)

overall: 2-6 / neutral: 2-6

(1) 3.7.98	N	-20	L	1-7
(2) 2.22.02	N	-11	L	0-4
(3) 5.17.02	N	-15	L	0-2
(3) 5.17.02	N	-15	W	2-0
(4) 2.18.06	N	-14	L	0-5
(5) 2.13.10	N	L	3-7	
(6) 2.18.12	N	-25	L	3-2
(7) 3.10.12	N	-25	W	8-1
(1) Fresno State Classic (Fresno, Calif.)				
(2) NFCA Leadoff Classic (Columbus, Ga.)				
(3) NCAA Tournament (Iowa City, Iowa)				
(4) Desert Classic (Las Vegas, Nev.)				
(5) Kajikawa Classic (Tempe, Ariz.)				
(6) Campbell/Carter Classic (San Diego, Calif.)				
(7) Long Beach State Invitational (Lakewood, Calif.)				

PACIFIC (2-3)

overall: 2-3 / neutral: 2-3

(1) 2.20.04	N	L	1-12	
(1) 2.26.05	N	-20	L	1-9
(2) 3.17.07	N	L	0-8	
(3) 3.1.08	N	W	11-3 (5)	
(2) 3.13.09	N	W	7-3	
(1) Cathedral City Classic (Cathedral City, Calif.)				
(2) Judi Garman Classic (Fullerton, Calif.)				
(3) Worth Invitational (Fullerton, Calif.)				

PENN STATE (2-2)

overall: 2-2 / neutral: 2-2

(1) 3.12.94	N	L	4-5	
(2) 3.14.04	N	W	1-0	
(3) 3.12.09	N	L	0-1 (8)	
(4) 2.25.12	N	W	6-3	
(1) South Florida Tournament (Tampa, Fla.)				
(2) Florida State Tournament (Tallahassee, Fla.)				
(3) Judi Garman Classic (Fullerton, Calif.)				
(4) Carolina Classic (Chapel Hill, N.C.)				

PIMA COMMUNITY COLLEGE (2-0)

overall: 2-0 / neutral: 2-0

3.15.90	N	W	6-0	
3.15.90	N	W	4-0	

PITTSBURGH (26-2 / 25-2 BIG EAST)

overall: 26-2 / home: 11-1 / away: 14-1 / neutral: 1-0

*4.3.99	H	W	6-1	
*4.3.99	H	W	10-2	
*4.22.00	A	W	7-3	
*4.22.00	A	W	10-0	
*4.14.01	H	W	2-0	
*4.14.01	H	W	8-0	
*3.30.02	A	W	13-1	
*3.30.02	A	W	9-2	
*4.9.03	A	W	5-4	
*4.9.03	A	W	4-1	
*5.2.04	H	W	8-0 (6)	
*5.2.04	H	W	9-0 (5)	
*4.9.05	A	W	7-2	
*4.9.05	A	W	6-0	
*4.9.06	A	W	7-0	
*4.9.06	A	W	14-4	
(1) 5.14.06	N	W	5-0	
*3.31.07	H	W	4-0	
*3.31.07	H	W	4-0	
*5.3.08	A	W	1-0	
*5.3.08	A	L	2-4	
*4.4.09	H	L	2-5	
*4.4.09	H	W	7-1	
*5.4.11	H	21-	W	8-1
*5.4.11	H	21-	W	8-0 (6)
*5.5.12	A	W	5-0	
*5.5.12	A	W	9-1 (6)	
*5.6.12	A	W	4-0	
(1) BIG EAST Tournament (Notre Dame, Ind.)				
*BIG EAST Conference game				

PITTSBURG STATE (0-1)

overall: 0-1 / neutral: 0-1

3.10.91	N	L	1-4	
---------	---	---	-----	--

PORTLAND STATE (2-0)

overall: 2-0 / neutral: 2-0

(1) 2.18.00	N	W	5-3
(1) 2.15.04	N	W	4-1
(1) UNLV Classic (Las Vegas, Nev.)			

PURDUE (15-9)

overall: 15-9 / home: 5-5 / away: 9-4 / neutral: 1-0

4.3.97	A	L	2-4
4.3.97	A	L	0-3
4.8.98	H	L	0-2
4.8.98	H	L	0-4
3.23.99	A	L	3-6
3.23.99	A	W	10-2
3.23.00	H	W	8-0
3.23.00	H	L	1-2
(1) 3.26.00	A	W	4-0
4.3.01	A	W	10-2
4.3.01	A	W	4-2
4.11.02	H	W	4-2
4.1.03	A	W	7-3
4.1.03	A	W	7-1
4.6.04	H	W	4-2
4.6.04	H	L	3-4 (8)
5.10.05	A	W	4-1
4.26.06	H	W	9-1 (6)
4.26.06	H	L	4-7
4.22.08	A	L	0-1
4.22.08	A	W	3-1
(2) 3.14.10	N	W	3-0
3.31.11	H	W	7-5
4.5.12	A	W	8-6

(1) Purdue Invitational (West Lafayette, Ind.)

(2) Long Beach Invitational (Lakewood, Calif.)

PRINCETON (3-0)

overall: 3-0 / neutral: 3-0

(1) 3.15.92	N	W	1-0
(2) 3.1.96	N	W	7-1
(2) 2.28.04	N	W	10-1 (6)

(1) Tampa Games (Tampa, Fla.)

(2) NFCA Leadoff Classic (Columbus, Ga.)

PROVIDENCE (36-2 / 32-2 BIG EAST)

overall: 36-2 / home: 14-1 / away: 18-1 / neutral: 4-0

*4.4.96	A	W	4-0
*4.4.96	A	W	4-0
(1) 5.4.96	N	W	3-2
*4.6.97	H	W	11-4
*4.6.97	H	W	9-1
*4.4.98	A	W	3-0
*4.4.98	A	W	3-2
*4.25.99	A	W	3-0
*4.25.99	A	W	1-0
*4.2.00	H	W	16-0
*4.2.00	H	W	9-3
*4.29.01	H	W	10-0
*4.29.01	H	W	5-0
*4.29.02	A	W	8-0
*4.29.02	A	W	11-0
*4.15.03	A	W	5-1
*4.15.03	A	W	10-1

*4.18.04	H	W	1-0
*4.18.04	H	W	7-1
*4.16.05	A	W	1-0
*4.16.05	A	W	5-4
*4.2.06	H	W	4-1
*4.2.06	H	W	8-0 (6)
(2) 5.13.06	N	W	4-1
*4.14.07	A	W	10-1
*4.14.07	A	L	0-9
*4.26.08	H	W	10-1 (5)
*4.26.08	H	L	3-5
*4.30.09	A	W	9-1 (5)
*4.30.09	A	W	7-1
(3) 5.13.10	N	24-	W 6-2
*4.2.11	H	W	12-4 (5)
*4.2.11	H	W	7-3
*4.3.11	H	W	9-0 (5)
(3) 5.12.11	N	18-	W 6-4
*4.28.12	A	W	5-3
*4.28.12	A	W	8-4
*4.29.12	A	W	14-2 (5)

(1) BIG EAST Conference Tournament (Chestnut Hill, Mass.)

(2) BIG EAST Conference Tournament (Notre Dame, Ind.)

(3) BIG EAST Conference Tournament (Louisville, Ky.)

*BIG EAST Conference game

ROBERT MORRIS (1-0)

overall: 1-0 / neutral: 1-0

(1) 3.11.94	N	W	18-0
(1) South Florida Tournament (Tampa, Fla.)			

RHODE ISLAND (4-0)

overall: 4-0 / neutral: 4-0

(1) 3.11.92	N	W	6-1
(1) 3.11.92	N	W	7-2
(1) 3.14.92	N	W	15-7
(1) 3.14.92	N	W	1-0 (9)
(1) Tampa Games (Tampa, Fla.)			

RUTGERS (30-8 / 29-7 BIG EAST)

overall: 30-8 / home: 15-4 / away: 14-3 / neutral: 1-1

*3.30.96	H	W	15-0
*3.30.96	H	W	5-0
*3.31.96	H	W	4-0
*3.31.96	H	W	8-2
*4.26.97	H	W	6-4
*4.26.97	H	W	5-0
*4.27.97	H	L	0-7
*4.27.97	H	W	2-0
(1) 5.4.97	N	W	11-8
*3.28.98	A	W	5-4
*3.28.98	A	L	2-9
*3.29.98	A	L	0-5
(2) 5.2.98	N	L	0-1
*4.10.99	A	W	4-2
*4.10.99	A	W	9-1
*5.5.01	A	W	5-1
*5.5.01	A	W	4-0
*5.3.02	H	L	2-5
*5.3.02	H	W	10-1
*5.4.03	H	L	0-2
*5.4.03	H	W	1-0
*4.25.04	A	W	8-5

*4.25.04	A	W	4-2
*5.7.05	A	W	11-0
*5.7.05	A	W	7-1
*4.23.06	H	W	8-0 (5)
*4.23.06	H	W	7-0
*5.5.07	A	W	5-2
*5.5.07	A	W	5-1
*4.14.08	H	W	1-0
*4.14.08	H	L	4-5
*4.19.09	A	W	4-1
*4.19.09	A	W	4-3
*4.1.10	H	24-	W 8-0 (6)
*4.3.10	H	24-	W 8-0 (5)
*4.11.12	A	W	5-0
*4.11.12	A	L	6-7 (9)
(3) 5.10.12	H	W	5-0

(1) BIG EAST Conference Tournament (Storrs, Conn.)

(2) BIG EAST Conference Tournament (Chestnut Hill, Mass.)

(3) BIG EAST Conference Tournament (Notre Dame, Ind.)

*BIG EAST Conference game

SACRAMENTO STATE (2-2)

overall: 2-2 / away: 0-2 / neutral: 2-0

(1) 3.5.93	A	L	0-7
(1) 3.12.93	A	L	0-2
(2) 2.20.09	N	W	4-1
(2) 2.21.09	N	W	11-0

(1) Sacramento State Tournament (Sacramento, Calif.)

(2) Nike Invitational (Palo Alto, Calif.)

SAINT MARY'S (Calif.) (2-0)

overall: 2-0 / neutral: 2-0

3.6.93	N	W	6-1
3.6.93	N	W	1-0

SAINT MARY'S (Ind.) (5-0)

overall: 5-0 / home: 3-0 / away: 2-0

4.11.89	H	W	10-0
4.11.89	H	W	6-0
4.30.89	A	W	11-0
4.30.89	A	W	13-0
4.28.90	H	W	1-0

SAINT LOUIS (4-2 / 3-1 MCC)

overall: 4-2 / home: 2-0 / away: 1-1 / neutral: 1-1

(1) 4.9.89	N	L	1-3
*4.6.90	A	L	2-3 (10)
*4.6.90	A	W	2-0
*3.24.91	H	W	2-1
*3.24.91	H	W	1-0
(2) 3.27.04	N	W	4-3

(1) Midwestern Collegiate Conference Tournament (Indianapolis, Ind.)

(2) Hoosier Invitational (Bloomington, Ind.)

*Midwestern Collegiate Conference game

SAINT XAVIER (1-0)

overall: 1-0 / home: 1-0

3.31.92	H	W	2-1
---------	---	---	-----

SAMFORD (1-0)

overall: 1-0 / neutral: 1-0

(1) 4.5.91	N	W	4-1
(1) Southern Invitational (Birmingham, Ala.)			

Series vs. Opponents

SAN DIEGO (0-2)				
overall: 0-2 / away: 0-1 / neutral: 0-1				
(1) 3.12.10	N	L	1-2	
(2) 2.17.12	A	L	2-4	
(1) Long Beach Invitational (Lakewood, Calif.)				
(2) Campbell/Cartier Classic (San Diego, Calif.)				

SAN DIEGO STATE (4-1)				
overall: 4-1 / away: 4-1				
3.12.95	A	W	3-0	
3.12.95	A	W	3-1	
3.12.00	A	W	3-0	
3.12.00	A	W	11-3	
(1) 2.17.12	A	L	3-8	
(1) Campbell/Cartier Classic (San Diego, Calif.)				

SAN JOSE STATE (1-0)				
overall: 1-0 / neutral: 1-0				
(1) 3.5.93	N	W	4-0	
(1) Sacramento State Tournament (Sacramento, Calif.)				

SAM HOUSTON STATE (1-3)				
overall: 1-3 / away: 0-2 / neutral: 1-1				
3.13.90	A	L	4-5	
3.13.90	A	L	0-8	
(1) 3.12.93	N	L	0-4	
(2) 3.5.94	N	W	5-3	
(1) South Florida Tournament (Tampa, Fla.)				
(2) Aggie Invitational (College Station, Texas)				

SETON HALL (35-9 / 33-4 BIG EAST)				
overall: 35-9 / home: 19-1 / away: 14-3 / neutral: 2-5				
*4.27.96	H	W	7-2	
*4.27.96	H	W	5-1	
*4.28.96	H	W	4-2	
*4.28.96	H	W	13-5	
*3.27.97	A	W	7-1	
*3.27.97	A	W	12-1	
*3.29.97	A	W	9-1	
*3.29.97	A	W	6-2	
*4.11.98	H	W	7-0	
*4.11.98	H	W	8-0	
*5.2.99	H	W	1-0	
*5.2.99	H	W	8-0	
(1) 5.9.99	N	W	5-1	
*4.30.00	A	W	6-2	
*4.30.00	A	W	5-1	
*4.1.01	H	W	6-3	
*4.1.01	H	W	10-2	
(2) 5.10.01	N	L	1-2	
*4.7.02	A	W	8-1	
*4.7.02	A	W	7-1	
*4.13.03	H	W	5-0	
*4.13.03	H	W	10-1	
(3) 5.8.03	N	W	9-0	
*5.8.04	A	L	0-5	
*5.8.04	A	L	0-1	
(4) 5.14.04	N	L	1-2 (8)	
(4) 5.15.04	N	L	2-5 (8)	
*4.25.05	H	L	1-2 (9)	
*4.25.05	H	W	11-4	
(5) 5.13.05	N	L	1-2	
(5) 5.14.05	N	L	1-2 (11)	
*5.6.06	A	W	4-3	
*5.6.06	A	L	3-4	

*3.25.07	H	W	2-1	
*3.25.07	H	W	9-1	
*4.6.08	A	W	12-1 (5)	
*4.6.08	A	W	6-2	
*4.5.09	H	W	9-0 (5)	
*4.5.09	H	W	13-0 (5)	
*3.27.10	A	W	12-0 (5)	
*3.27.10	A	W	11-1 (6)	
*3.28.10	A	W	13-3	
*4.25.12	H	W	8-0 (5)	
*4.25.12	H	W	5-1	
(1) BIG EAST Conference Tournament (Storrs, Conn.)				
(2) BIG EAST Conference Tournament (Villanova, Pa.)				
(3) BIG EAST Conference Tournament (Salem, Va.)				
(4) BIG EAST Conference Tournament (Syracuse, N.Y.)				
(5) BIG EAST Conference Tournament (Notre Dame, Ind.)				
*BIG EAST Conference game				

SOUTH CAROLINA (3-6)				
overall: 3-6 / neutral: 3-6				
4.6.91	N	L	1-3	
(1) 3.27.92	N	-9	W	4-1
3.9.94	N	L	1-9	
(2) 3.8.96	N	-8	L	2-5
(3) 5.17.96	N	-8	L	0-3
(4) 3.2.97	N	-6	L	2-3
(4) 2.27.98	N	-11	W	5-2
(5) 3.6.98	N	-14	L	0-1
(6) 2.18.01	N	-18	W	1-0
(1) Southern Invitational (Birmingham, Ala.)				
(2) South Florida Tournament (Tampa, Fla.)				
(3) NCAA Tournament (Ann Arbor, Mich.)				
(4) NCAA Leadoff Classic (Columbus, Ga.)				
(5) Fresno State Classic (Fresno, Calif.)				
(6) Holiday Inn Invitational (Tampa, Fla.)				

SOUTHERN ILLINOIS (1-1)				
overall: 1-1 / away: 0-1 / neutral: 1-0				
(1) 3.7.92	A	L	0-3	
(2) 5.20.06	N	W	5-4	
(1) Southern Illinois Tournament (Carbondale, Ill.)				
(2) NCAA Tournament (Evanston, Ill.)				

SOUTHERN INDIANA (1-1)				
overall: 1-1 / away: 1-1				
3.9.89	A	L	1-6	
3.9.89	A	W	1-0	

SOUTHERN UTAH (1-0)				
overall: 1-0 / neutral: 1-0				
(1) 2.18.00	N	W	8-0	
(1) UNLV Classic (Las Vegas, Nev.)				

SOUTHWESTERN MICHIGAN (3-0)				
overall: 3-0 / home: 2-0 / away: 1-0				
4.19.89	H	W	6-0	
4.19.89	H	W	9-1	
4.26.89	A	W	5-0	

SOUTHERN MISSISSIPPI (2-0)				
overall: 2-0 / neutral: 2-0				
(1) 2.22.02	N	W	6-0	
(2) 2.20.10	N	W	7-6	
(1) NCAA Leadoff Classic (Columbus, Ga.)				
(2) Mizuno Classic (Hattiesburg, Miss.)				

ST. FRANCIS (3-2)				
overall: 3-2 / home: 2-0 / away: 1-2				
4.5.89	A	L	0-3	
4.5.89	A	L	2-3	
(1) 4.7.90	A	W	1-0	
4.23.90	H	W	5-1	
4.23.90	H	W	4-2	
(1) St. Francis Invitational (Joliet, Ill.)				

ST. JOHN'S (35-1 / 35-1 BIG EAST)				
overall: 35-1 / home: 19-1 / away: 12-0 / neutral 1-0				
*4.21.96	H	W	2-0	
*4.21.96	H	W	13-0	
*4.19.97	A	W	11-1	
*4.19.97	A	W	7-0	
*4.19.98	H	W	3-1	
*4.19.98	H	W	5-0	
*5.1.99	H	W	13-0	
*5.1.99	H	W	7-0	
*4.29.00	A	W	7-2	
*4.29.00	A	W	5-0	
*3.31.01	H	W	8-0	
*3.31.01	H	W	1-0	
*4.6.02	A	W	4-0	
*4.6.02	A	W	8-0	
*4.11.03	H	W	6-1	
*4.11.03	H	W	2-1	
*5.9.04	A	W	8-1	
*5.9.04	A	W	3-0	
*4.22.05	H	W	8-0 (5)	
*4.22.05	H	W	8-0 (5)	
*5.7.06	A	W	2-0	
*5.7.06	A	W	4-0	
*3.24.07	H	W	8-0	
*3.24.07	H	W	3-0	
*4.5.08	A	W	5-0	
*4.5.08	A	W	8-4 (12)	
*3.22.09	H	L	3-4	
*3.22.09	H	W	5-4	
(1) 5.7.09	N	W	5-1	
*5.8.10	A	24-	W	6-3
*5.8.10	A	24-	W	10-2 (6)
*5.9.10	A	24-	W	12-2 (6)
*4.30.11	H	22-	W	10-3
*4.30.11	H	22-	W	11-1 (5)
*5.1.11	H	22-	W	14-0 (5)
(2) 5.11.12	H	W	9-3	
(1) BIG EAST Conference Tournament (Louisville, Ky.)				
(2) BIG EAST Conference Tournament (Notre Dame, Ind.)				
*BIG EAST Conference game				

ST. JOSEPH'S (Ind.) (6-0)				
overall: 6-0 / home: 4-0 / away: 2-0				
3.23.89	H	W	1-0	
3.23.89	H	W	3-2	
4.14.90	A	W	4-2	
4.14.90	A	W	3-2	
4.17.91	H	W	2-0	
4.17.91	H	W	8-2	

STANFORD (0-3)				
overall: 0-3 / neutral: 0-1 / away: 0-2				
(1) 2.21.04	N	-9	L	2-4
(2) 2.20.09	A	-5	L	0-2

(2) 2.21.09	A	-5	L	2-5
(1) Cathedral City Classic (Cathedral City, Calif.)				
(2) Nike Invitational (Palo Alto, Calif.)				

STEPHEN F. AUSTIN (2-1)

overall: 2-1 / neutral: 2-1				
(1) 3.8.97	N	W	11-2	
(2) 3.5.06	N	L	1-2 (8)	
(3) 2.21.10	N	W	3-0	
(1) Sooner Classic (Oklahoma City, Okla.)				
(2) Tulsa Invitational (Tulsa, Okla.)				
(3) Mizuno Classic (Hattiesburg, Miss.)				

SYRACUSE (20-5 / 18-5 BIG EAST)

overall: 20-5 / home: 10-3 / away: 8-2 / neutral: 2-0				
*4.8.01	A	W	6-0	
*4.8.01	A	W	6-0	
*4.14.02	H	W	3-1	
*4.14.02	H	L	0-3	
(1) 5.10.02	N	W	5-4	
*4.19.03	A	W	10-1	
*4.19.03	A	W	6-4	
*4.10.04	H	W	11-3 (5)	
*4.10.04	H	W	8-0 (5)	
*5.1.05	H	W	6-1	
*5.1.05	H	W	7-3	
(2) 5.13.05	N	W	4-1	
*4.8.06	A	L	1-2	
*4.8.06	A	W	7-5	
*4.1.07	H	W	7-0	
*4.1.07	H	W	10-2	
*5.4.08	A	W	8-0	
*5.4.08	A	L	7-8	
*4.26.09	H	W	4-0	
*4.26.09	H	W	6-3	
*4.10.11	A	W	9-2	
*4.10.11	A	W	7-4	
*4.14.12	H	-23	W	4-3
*4.14.12	H	-23	L	2-8
*4.15.12	H	-23	L	2-3 (8)
(1) BIG EAST Conference Tournament (Salem, Va.)				
(2) BIG EAST Conference Tournament (Notre Dame, Ind.)				
*BIG EAST Conference game				

TEMPLE (4-1)

overall: 4-1 / away: 2-0 / neutral: 2-1				
3.13.90	N	W	8-1	
3.13.91	N	W	1-0	
3.24.93	N	L	1-2 (9)	
5.9.94	A	W	6-0	
5.9.94	A	W	3-1	

TENNESSEE (3-0)

overall: 3-0 / neutral: 3-0				
(1) 2.20.99	N	W	5-0	
(2) 3.4.00	N	W	4-0	
(3) 2.27.05	N	-5	W	5-2
(1) Choo Choo Classic (Chattanooga, Tenn.)				
(2) State Line Classic (Bristol, Tenn.)				
(3) Cathedral City Classic (Cathedral City, Calif.)				

TENNESSEE-CHATTANOOGA (2-1)

overall: 2-1 / away: 1-1 / neutral: 1-0				
(1) 3.13.98	N	W	9-7	
(2) 2.26.99	A	L	3-4	
(3) 3.2.01	A	W	5-3	

(1) Hawaii Classic (Honolulu, Hawaii)				
(2) Choo Choo Classic (Chattanooga, Tenn.)				
(3) Frost Classic (Chattanooga, Tenn.)				

TENNESSEE-MARTIN (1-0)

overall: 1-0 / neutral: 1-0				
(1) 2.26.99	N	W	8-0	
(1) Choo Choo Classic (Chattanooga, Tenn.)				

TENNESSEE TECH (1-0)

overall: 1-0 / neutral: 1-0				
(1) 2.17.07	N	W	6-5	
(1) Tiger Invitational (Auburn, Ala.)				

TEXAS (1-2)

overall: 1-2 / neutral: 1-2				
(1) 3.17.00	N	W	4-2	
(2) 3.18.06	N	-4	L	5-6
(2) 3.17.07	N	-8	L	0-3
(1) Kia Klassic (Fullerton, Calif.)				
(2) Judi Garman Classic (Fullerton, Calif.)				

TEXAS A&M (1-5)

overall: 1-5 / away: 0-1 / neutral: 1-4				
(1) 3.6.94	A	-14	L	0-8
(2) 3.3.96	N	-14	W	3-1
(2) 3.1.97	N	L	0-1	
(2) 2.23.02	N	L	1-2	
(3) 3.13.04	N	L	1-2	
(4) 2.16.08	N	-3	L	1-4
(1) Aggie Invitational (College Station, Texas)				
(2) NFCA Leadoff Classic (Columbus, Ga.)				
(3) Florida State Tournament (Tallahassee, Fla.)				
(4) Kajikawa Classic (Tempe, Ariz.)				

TEXAS TECH (4-1)

overall: 4-1 / neutral: 4-1				
(1) 3.5.99	N	L	3-8	
(2) 2.23.01	N	W	4-0	
(3) 3.15.02	N	W	2-1	
(4) 3.7.09	N	W	7-0	
(4) 3.8.09	N	W	5-0	
(1) Hillenbrand Tournament (Tucson, Ariz.)				
(2) Lady Razorback Invitational (Fayetteville, Ark.)				
(3) Kia Klassic (Fullerton, Calif.)				
(4) UNLV Invitational (Las Vegas, Nev.)				

TOLEDO (16-0)

overall: 16-0 / home: 13-0 / away: 2-0 / neutral: 1-0				
4.23.98	A	W	7-2	
4.23.98	A	W	7-1	
3.27.99	H	W	9-0	
3.27.99	H	W	10-0	
(1) 3.26.00	N	W	12-1	
4.25.01	H	W	11-0	
4.25.01	H	W	1-0	
4.19.06	H	W	5-0	
3.29.07	H	W	4-1	
4.2.08	H	W	2-1	
3.18.09	H	W	15-0 (5)	
3.18.09	H	W	9-1 (5)	
3.24.10	H	W	11-0 (5)	
3.24.10	H	W	8-4	
3.28.12	H	W	9-1 (5)	
3.28.12	H	W	8-0 (6)	
(1) Purdue Invitational (West Lafayette, Ind.)				

TOWSON (1-1)

overall: 1-1 / neutral: 1-1				
(1) 3.14.08	N	W	7-0	
(1) 3.15.08	N	L	2-6	
(1) Lowcountry Invitational (Charleston, S.C.)				

TROY (1-0)

overall: 1-0 / neutral: 1-0				
(1) 3.12.04	N	W	3-1	
(1) Florida State Tournament (Tallahassee, Fla.)				

TULSA (3-3)

overall: 3-3 / away: 0-1 / neutral: 3-2				
(1) 3.5.94	N	W	5-2	
(2) 2.27.94	N	W	6-1	
(3) 3.14.98	N	W	7-1	
(3) 3.15.98	N	L	3-4	
(4) 3.3.06	A	L	1-2	
(5) 2.17.07	N	L	2-4	
(1) Aggie Invitational (College Station, Texas)				
(2) Arizona State Tournament (Tempe, Ariz.)				
(3) Hawaii Classic (Honolulu, Hawaii)				
(4) Tulsa Invitational (Tulsa, Okla.)				
(5) Tiger Invitational (Auburn, Ala.)				

UC DAVIS (1-0)

overall: 1-0 / neutral: 1-0				
(1) 3.1.08	N	W	6-5	
(1) Worth Invitational (Fullerton, Calif.)				

UCLA (0-6)

overall: 0-6 / away: 0-2 / neutral: 0-4				
(1) 3.11.94	N	-2	L	0-12
3.10.98	A	L	3-4	
(2) 2.25.05	N	-3	L	1-3
(3) 3.11.07	N	-12	L	3-9
(4) 3.7.08	N	-2	L	2-3
3.10.09	A	-5	L	1-3
(1) South Florida Tournament (Tampa, Fla.)				
(2) Cathedral City Classic (Cathedral City, Calif.)				
(3) Long Beach Invitational (Long Beach, Calif.)				
(4) Long Beach Invitational (Lakewood, Calif.)				

UC RIVERSIDE (2-0)

overall: 2-0 / away: 2-0				
3.4.08	A	W	8-2	
(1) 3.7.10	A	W	10-0 (5)	
(1) Aten Construction Tournament (Riverside, Calif.)				

UC SANTA BARBARA (5-1)

overall: 5-1 / away: 1-0 / neutral: 4-1				
(1) 3.12.99	N	L	2-6	
(2) 2.19.00	N	W	3-0	
3.7.05	A	W	1-0	
(3) 5.19.06	N	W	5-2	
(4) 3.7.09	N	W	5-2	
(5) 2.18.12	N	W	6-4	
(1) National Invitational Tournament (San Jose, Calif.)				
(2) UNLV Classic (Las Vegas, Nev.)				
(3) NCAA Tournament (Evanston, Ill.)				
(4) UNLV Invitational (Las Vegas, Nev.)				
(5) Campbell/Cartier Classic (San Diego, Calif.)				

Series vs. Opponents

UCF (1-0)				
overall: 1-0 / away: 1-0				
(1) 2.18.11	A	W	5-3	
(1) UCF / Courtyard by Marriott Invitational (Orlando, Fla.)				

UNC-CHARLOTTE (1-0)				
overall: 1-0 / neutral: 1-0				
(1) 4.5.91	N	W	1-0	
(1) Southern Invitational (Birmingham, Ala.)				

UNLV (4-3)				
overall: 4-3 / away: 2-2 / neutral: 2-1				
3.10.02	A	L	1-2	
(1) 2.14.04	A	W	3-1	
(1) 2.18.06	A	W	6-4	
(2) 2.24.07	N	W	4-3 (8)	
(3) 3.8.09	A	L	3-5	
(4) 3.13.10	N	W	4-1	
(4) 3.11.12	N	L	2-3	
(1) UNLV Desert Classic (Las Vegas, Nev.)				
(2) Cathedral City Classic (Cathedral City, Calif.)				
(3) UNLV Invitational (Las Vegas, Nev.)				
(4) Long Beach Invitational (Lakewood, Calif.)				

UPPER IOWA (1-0)				
overall: 1-0 / neutral: 1-0				
(1) 3.10.91	N	W	5-0	
(1) Houston Games (Houston, Texas)				

USF (12-10 / 8-5 BIG EAST)				
overall: 12-10 / home: 3-2 / away: 8-5 / neutral: 1-3				
3.26.93	N	L	2-3 (8)	
(1) 3.15.96	N	-22	L	2-3 (8)
2.20.98	A	-10	L	1-9
2.19.99	A	-6	W	2-0
2.16.02	A	W	5-3	
2.17.02	A	-25	W	5-3
2.15.03	A	L	4-5	
(2) 2.11.05	N	-21	L	0-5
(2) 2.12.05	N	-21	W	4-2
*4.29.06	A	W	7-4	
*4.29.06	A	L	3-7	
*4.22.07	H	L	1-3	
*4.22.07	H	L	1-3	
*4.20.08	A	L	2-5	
*4.20.08	A	L	4-8	
*3.29.09	A	W	3-2	
*3.29.09	A	W	6-4	
*4.10.10	H	23-	W	4-2
*4.10.10	H	23-	W	10-1 (5)
*4.11.10	H	23-	W	2-0
*4.27.11	A	22-	W	1-0
*4.27.11	A	22-	W	5-0
(1) Florida State Tournament (Tallahassee, Fla.)				
(2) Gainesville Utilities Classic (Gainesville, Fla.)				
*BIG EAST Conference game				

UTAH (4-0)				
overall: 4-0 / neutral: 4-0				
(1) 2.20.00	N	W	2-1	
(2) 2.20.04	N	W	4-3	
(3) 2.18.05	N	W	4-2	
(4) 2.15.08	N	W	6-2	
(1) UNLV Classic (Las Vegas, Nev.)				
(2) Cathedral City Classic (Cathedral City, Calif.)				
(3) Campbell-Cartier Tournament (San Diego, Calif.)				
(4) Kajikawa Classic (Tempe, Ariz.)				

UTAH STATE (1-0)				
overall: 1-0 / neutral: 1-0				
(1) 3.15.01	N	W	6-0	
(1) Kia Klassic (Fullerton, Calif.)				

VALPARAISO (32-2)				
overall: 32-2 / home: 23-1 / away: 8-1 / neutral: 1-0				
4.13.89	A	L	0-1 (8)	
4.13.89	A	W	4-3	
5.4.89	H	L	2-3	
3.26.90	A	W	4-3 (9)	
3.26.90	A	W	4-3 (9)	
3.25.91	H	W	8-0	
3.25.91	H	W	2-1 (9)	
4.14.92	A	W	2-0	
4.14.92	A	W	10-0	
4.14.93	H	W	4-0	
(1) 3.19.94	N	W	9-2	
4.18.96	H	W	3-2	
4.18.96	H	W	8-0	
4.17.97	H	W	3-1	
4.1.98	H	W	6-2	
4.2.98	H	W	4-0	
4.2.98	H	W	4-1	
3.28.01	H	W	6-0	
3.28.01	H	W	4-0	
4.9.02	H	W	4-0	
4.9.02	H	W	8-0 (5)	
4.23.03	H	W	11-0 (5)	
4.23.03	H	W	15-1 (5)	
3.23.04	A	W	9-0 (6)	
3.30.05	H	W	5-0	
3.30.05	H	W	10-0 (5)	
4.27.06	A	W	6-2	
4.19.07	H	W	5-0	
4.29.08	A	W	6-0	
4.9.09	H	W	11-0 (6)	
4.9.09	H	W	17-9 (5)	
4.21.10	H	23-	W	7-6
5.3.11	H	21-	W	10-2 (6)
4.18.12	H	W	6-3	
(1) Sycamore Classic (Terre Haute, Ind.)				

VILLANOVA (41-4 / 35-3 BIG EAST)				
overall: 41-4 / home: 17-3 / away: 18-0 / neutral: 6-1				
*4.13.96	H	L	1-4	
*4.13.96	H	W	10-5	
*4.14.96	H	W	4-3 (9)	
*4.14.96	H	W	6-0	
(1) 5.5.96	N	W	6-3	

*4.12.97	A	W	7-0	
*4.12.97	A	W	5-0	
*4.13.97	A	W	12-0	
*4.13.97	A	W	8-1	
*4.25.98	H	W	11-0	
*4.25.98	H	W	7-4	
*4.26.98	H	W	3-0	
*4.12.99	A	W	3-0	
*4.12.99	A	W	4-0	
*4.9.00	H	W	9-0	
*4.9.00	H	W	5-1	
*5.4.01	A	W	8-0	
*5.4.01	A	W	4-0	
(2) 5.11.01	N	L	0-1	
*5.5.02	H	W	9-1	
*5.5.02	H	W	9-1	
(3) 5.10.02	N	W	6-4	
*5.2.03	H	L	6-7	
*5.2.03	H	W	3-0	
(3) 5.9.03	N	W	9-7	
(3) 5.10.03	N	W	3-2 (9)	
*4.24.04	A	W	4-0	
*4.24.04	A	W	2-0	
(4) 5.14.04	N	W	2-0	
*4.4.05	A	W	4-0	
*4.4.05	A	W	2-0	
(5) 5.12.05	N	W	3-0	
*4.22.06	H	W	8-7	
*4.22.06	H	W	8-3	
*5.6.07	A	W	5-2	
*5.6.07	A	W	4-2	
**4.13.08	H	L	1-4	
*4.13.08	H	W	10-5	
*4.18.09	A	W	3-0	
*4.18.09	A	W	7-1	
*4.24.10	H	23-	W	8-0 (5)
*4.24.10	H	23-	W	11-3 (5)
*4.25.10	H	23-	W	10-0 (5)
*4.21.11	A	23-	W	2-1
*4.21.11	A	23-	W	10-8
(1) BIG EAST Conference Tournament (Chestnut Hill, Mass.)				
(2) BIG EAST Conference Tournament (Villanova, Pa.)				
(3) BIG EAST Conference Tournament (Salem, Va.)				
(4) BIG EAST Conference Tournament (Syracuse, N.Y.)				
(5) BIG EAST Conference Tournament (Notre Dame, Ind.)				
*BIG EAST Conference game				
**BIG EAST Conference game				
first game at Melissa Cook Stadium				

VIRGINIA (6-0)				
overall: 6-0 / neutral: 6-0				
3.12.96	N	W	5-2	
(1) 3.10.05	N	W	9-1 (5)	
(2) 3.2.07	N	W	4-1	
(2) 3.2.07	N	W	6-3	
(3) 2.26.10	N	W	11-3 (5)	
(3) 2.27.10	N	W	9-0	
(1) Hawaii Spring Fling (Honolulu, Hawaii)				
(2) Jacksonville Tournament (Jacksonville, Fla.)				
(3) Cavalier Invitational (Newport News, Va.)				

VIRGINIA TECH (11-3 / 6-0 BIG EAST)

overall: 11-3 / home: 4-0 / away: 2-0 / neutral: 5-3

(1) 3.4.00	N	W	1-0
(1) 3.5.00	N	W	3-0
*4.21.01	A	W	5-0
*4.21.01	A	W	4-0
*4.20.02	H	W	8-0
*4.20.02	H	W	10-0
(2) 5.9.02	N	L	3-8
(2) 5.11.02	N	W	2-1
(2) 5.11.02	N	W	3-1
*4.30.04	H	W	5-0
*4.30.04	H	W	9-1 (5)
(3) 2.18.07	N	L	0-2
(4) 3.8.08	N	-24 W	2-1
(5) 3.4.12	N	L	0-3

- (1) State Line Classic (Bristol, Tenn.)
 (2) BIG EAST Conference Tournament (Salem, Va.)
 (3) Tiger Invitational (Auburn, Ala.)
 (4) Long Beach Invitational (Lakewood, Calif.)
 (5) Diamond 9 Citrus Classic (Buena Vista, Fla.)

*BIG EAST Conference game

WASHBURN (0-1)

overall: 0-1 / neutral: 0-1

(1) 3.12.91	N	L	1-0
-------------	---	---	-----

- (1) Houston Games (Houston, Texas)

WASHINGTON (1-4)

overall: 1-34 / neutral: 1-4

(1) 3.2.96	N	-4 L	1-7
(2) 2.17.01	N	-4 W	3-2
(3) 2.14.10	N	-1 L	0-5
(4) 3.18.11	N	-4 L	4-7
(4) 3.16.12	N	-14 L	2-7

- (1) NFCA Leadoff Classic (Columbus, Ga.)
 (2) Holiday Inn Invitational (Tampa, Fla.)
 (3) Kajikawa Classic (Tempe, Ariz.)
 (4) Judi Garman Classic (Fullerton, Calif.)

WESTERN ILLINOIS (3-4)

overall: 3-4 / neutral: 3-4

3.14.90	N	L	1-3
3.14.90	N	L	3-5
(1) 3.8.92	N	L	3-5
(2) 5.18.92	N	L	0-3
(3) 3.16.96	N	W	2-1
(4) 3.8.98	N	W	7-0
(5) 5.17.01	N	W	8-0

- (1) Southern Illinois Tournament (Carbondale, Ill.)
 (2) National Invitational Classic (Macomb, Ill.)
 (3) Florida State Tournament (Tallahassee, Fla.)
 (4) Fresno State Classic (Fresno, Calif.)
 (5) NCAA Tournament (Iowa City, Iowa)

WESTERN KENTUCKY (1-1)

overall: 1-1 / neutral: 1-1

(1) 3.28.04	N	W	2-1
(2) 2.16.08	N	L	5-6

(1) Hoosier Invitational (Bloomington, Ind.)
 (2) Kajikawa Classic (Tempe, Ariz.)

WESTERN MICHIGAN (25-6)

overall: 25-6 / home: 12-3 / away: 12-3 / neutral: 1-0

4.8.92	A	L	2-7
4.8.92	A	L	1-4
3.21.93	H	W	4-1
4.14.94	A	W	5-3
4.14.94	A	W	3-0
4.12.95	H	W	4-0
3.23.96	A	W	3-0
3.23.96	A	W	1-0 (11)
4.30.97	H	W	3-0
4.30.97	H	L	2-3
4.7.99	H	L	1-2
4.7.99	H	W	5-0
4.6.00	A	W	6-1
3.29.01	H	W	7-1
3.29.01	H	W	8-0
3.23.03	A	W	8-5
3.23.03	A	W	8-0
4.1.04	A	L	0-2
4.1.04	A	W	5-1
4.24.05	H	W	2-1
3.26.06	A	W	5-0
3.26.06	A	W	2-1 (8)
4.17.07	H	W	9-0 (5)
4.17.07	H	W	5-1
3.20.08	A	W	2-0
3.25.09	H	W	6-1
3.25.09	H	W	8-1
3.18.10	A	W	13-4 (6)
3.29.11	H	L	2-3
(1) 5.21.11	N	19- W	4-0
3.27.12	H	W	5-3

- (1) NCAA Tournament (Ann Arbor, Mich.)

WICHITA STATE (1-0)

overall: 1-0 / neutral: 1-0

(1) 3.9.97	N	W	3-2
------------	---	---	-----

(1) Sooner Classic (Oklahoma City, Okla.)

WINTHROP (2-2)

overall: 2-2 / away: 1-0 / neutral: 1-2

(1) 4.6.91	N	L	1-2
(1) 3.28.92	N	L	3-7
(1) 3.28.92	N	W	3-2
(2) 3.26.94	A	W	6-1

(1) Southern Invitational (Birmingham, Ala.)
 (2) Winthrop Invitational (Rock Hill, S.C.)

WISCONSIN (5-2)

overall: 5-2 / home: 2-0 / neutral: 0-2 / away: 3-0

(1) 2.24.96	N	L	9-10
4.16.08	H	W	11-5
(2) 2.15.09	N	L	0-2
4.14.09	A	W	5-0
4.14.09	A	W	4-2
4.29.10	H	25- W	11-3 (5)
4.5.11	A	W	9-1 (5)

- (1) Arizona State Tournament (Tempe, Ariz.)
 (2) Bama Bash (Tuscaloosa, Ala.)

WISCONSIN-GREEN BAY (4-3 / 2-0 MCC)

overall: 4-3 / home: 2-2 / neutral: 2-1

4.1.89	H	L	0-2
4.1.89	H	L	5-6
4.21.89	N	L	1-2
(1) 3.20.92	N	W	4-2
(2) 4.3.93	N	W	3-2
*4.8.95	H	W	3-0
*4.8.95	H	W	9-0

- (1) Sycamore Classic (Terre Haute, Ind.)
 (2) Illinois State Tournament (Normal, Ill.)
 *Midwestern Collegiate Conference game

WISCONSIN-PARKSIDE (1-0)

overall: 1-0 / neutral: 1-0

(1) 4.7.90	N	W	2-0
------------	---	---	-----

(1) St. Francis Invitational (Joliet, Ill.)

WRIGHT STATE (6-0 / 2-0 MCC)

overall: 6-0 / away: 4-0 / neutral: 2-0

5.12.91	A	W	9-0
5.12.91	A	W	4-2
*4.1.95	A	W	8-0
*4.1.95	A	W	7-6 (9)
(1) 5.19.07	N	W	3-0
(2) 5.22.10	N	24- W	6-5

- (1) NCAA Tournament (Evanston, Ill.)
 (2) NCAA Tournament (Ann Arbor, Mich.)
 *Midwestern Collegiate Conference game

Irish on the Road

During the program's second complete variety season in 1990, Notre Dame began to hit the road and take part in what has become a stapled tradition in collegiate softball – the early season, warm-weathered tournaments. The Irish are one of the many softball programs that annually seek the top competition in the top tournaments slated for the season's first several weeks. In fact, Notre Dame will begin the 2013 campaign by spanning the nation with trips to Arizona, Florida, North Carolina and California. The team will also play in no fewer than 10 different states throughout the season. The travel, though challenging at times, gives the Irish an opportunity to not only mount a schedule packed with high-caliber competition but the chance for players to compete in front of family and friends across the country.

- Tournament sites played: 51
- All-time record: 252-175 (.590)
- Tournament titles: 16 – St. Francis Invitational, 1990 (Joliet, Ill.); Creighton Invitational, 1992 (Omaha, Neb.); Illinois State Tournament, 1993 (Normal, Ill.); Sycamore Classic, 1994 (Terre Haute, Ind.); Winthrop Invitational, 1994 (Rock Hill, S.C.);

State Line Classic, 2000 (Bristol, Tenn.); Holiday Inn Invitational, 2001 (Tampa, Fla.); NFCA Leadoff Classic, 2004 (Columbus, Ga.); Hoosier Invitational, 2004 (Bloomington, Ind.); Gainesville Utilities Classic, 2005 (Gainesville, Fla.); Hawaii Spring Fling, 2005 (Honolulu, Hawaii); Mizuno Classic, 2010 (Hattiesburg, Miss.); Cavalier Invitational, 2010 (Newport News, Va.); Aten Construction Tournament, 2010 (Riverside, Calif.); UCF / Courtyard by Marriott Invitational, 2011 (Orlando, Fla.); Cougar Classic, 2011 (Mt. Pleasant, S.C.)

• Most wins in a single tournament: 5 – eight times, last at UCF / Courtyard by Marriott Invitational, 2011 (Orlando, Fla.); finished 5-0 against the tournament field en route to a 9-0 record to begin the 2011 campaign.

• Best record in a single tournament: 5-0, Holiday Inn Invitational, 2001 (Tampa, Fla.)

• Most tournaments played in a single season: 6 – 2004; UNLV Classic (Las Vegas, Nev.), Palm Springs Classic (Palm Springs, Calif.), NFCA Leadoff Classic (Columbus, Ga.), Worth Invitational (Boca Raton, Fla.), Florida State Tournament (Tallahassee, Fla.), Hoosier Invitational (Bloomington, Ind.)

• Most frequented location: Cal State Fullerton (Fullerton, Calif.) – the Irish have trekked to the Titan's campus on nine different occasions (2000-03, 2006-09, 2011)

• Wins vs. ranked teams: 25 – #9 South Carolina (1992, 4-1); #24 Robert Morris (1994, 18-0); #10 Michigan (1995, 4-3); #25 Minnesota (1995, 8-0); #14 Texas A&M (1996, 3-1); #13 Louisiana-Lafayette (1997, 4-2); #9 Kansas (1998, 7-2); #11 South Carolina (1998, 5-2); #6 South Florida (1999, 2-0); #16 Louisiana-Lafayette (2000, 4-2); #6 Oklahoma (2000, 4-2); #4 Washington (2001, 3-2); #19 South Carolina (2001, 1-0); #7 Fresno State (2001, 4-2); #10 Arizona State (2001, 5-1); #25 South Florida (2002, 5-3); #8 Nebraska (2004, 6-4); #14 Nebraska (2004, 1-0); #21 South Florida (2005, 5-1); #19 Florida (2005, 4-2); #5 Tennessee (2005, 5-2); #10 Arizona State (2006, 3-2); #24 Virginia Tech (2008, 2-1); #9 Oklahoma (2009, 4-3); #14 Ohio State (2010, 12-5); #9 Oklahoma (2011, 2-1); #24 North Carolina (2012, 6-5 and 9-3)

Tournament Destinations - 51

Alabama.....	Tuscaloosa (2009)	Illinois.....	Carbondale (1992)
	Auburn (2007)		Chicago (1989-90)
	Birmingham (1991-92)		Joliet (1990)
Arkansas.....	Fayetteville (2000-01)		Macomb (1992)
Arizona.....	Tempe (1995-97, 2008, 2010)		Normal (1993)
	Tucson (1999, 2002)	Indiana.....	Bloomington (2004)
California.....	Cathedral City (2004, 2007)		Terre Haute (1991-92, 1994)
	Fresno (1998)		West Lafayette (2000)
Fullerton (2000-03, 2006-09, 2011-12)		Louisiana.....	Lafayette (2003)
Lakewood (2008, 2010, 2012)		Mississippi.....	Hattiesburg (2010)
Long Beach (2007-08, 2012)		Nebraska.....	Omaha (1992)
Palo Alto (2009)		Nevada.....	Las Vegas (2000, 2004, 2006, 2009)
Riverside (2010)		North Carolina.....	Chapel Hill (2012)
Sacramento (1993)		Ohio.....	Columbus (2005)
San Diego (2005, 2012)		Oklahoma.....	Norman (1997)
San Jose (1997, 1999)			Oklahoma City (1997)
Florida.....	Buena Vista (2011-12)		Tulsa (2006)
	Boca Raton (2004)	South Carolina.....	Charleston (2008)
Gainesville (2005, 2008)			Mt. Pleasant (2011)
Jacksonville (2007)			Rock Hill (1994)
Miami (2006)		Tennessee.....	Bristol (2000)
Orlando (2011)			Chattanooga (1999, 2001)
Tallahassee (1996, 2004)		Texas.....	College Station (1994-95, 2002)
Tampa (1992-94, 1996, 1998-99, 2001, 2003)			Houston (1990-91)
Georgia.....	Columbus (1996-98, 2002-04)	Virginia.....	Newport News (2010)
Hawaii.....	Honolulu (1995, 1998, 2005)		

States Visited - 32 (tournaments and regular season)

Alabama	Louisiana	Oklahoma
Arizona	Maryland (Washington,	Pennsylvania
Arkansas	D.C.) Massachusetts	Rhode Island
California	Michigan	South
Connecticut	Mississippi	Carolina
Florida	Missouri	Tennessee
Georgia	Nebraska	Texas
Hawaii	Nevada	Virginia
Illinois	New Jersey	Wisconsin
Indiana	New York	
Iowa	North Carolina	
Kentucky	Ohio	

UNIVERSITY OF NOTRE DAME

Fighting Irish



History & Records

Notre Dame has won 11 conference championships in its 24-year history, six since joining the BIG EAST in 1996. The Irish have also appeared in the regional round of the NCAA Championship 17 times, including trips in 14 straight seasons.

All-Time Results

Year	Coach	Captain(s)	W	L	T	Pct.	Conference (reg. season / tournament finish)	Postseason
1989	Brian Boulac	Mia Faust, Barbara Mooney	31	23	0	.574	8-5 (1st / 3rd)	--
1990	Brian Boulac	Ruth Kmak, Kathy Verneti	32	15	1	.677	9-3 (1st / 1st)	--
1991	Brian Boulac	Rachel Crossen	38	22	0	.633	15-3 (2nd / 1st)	--
1992	Brian Boulac	Ruth Kmak, Amy Folsom	34	30	1	.531	7-3 (1st / 2nd)	--
1993	Liz Miller	Staci Alford, Ronny Alvarez	36	13	0	.735	8-2 (1st / 1st)	--
1994	Liz Miller	Christy Conmyer, Amy Rueter	41	20	0	.672	9-1 (1st / 1st)	NCAA Regional (1-2)
1995	Liz Miller	Liz Goets, Andy Keys	40	19	0	.678	16-2 (1st / 1st)	NCAA Regional (2-2)
1996	Liz Miller	Jenna Knudson, Andrea Kollar	48	16	0	.750	19-1 (1st / 2nd)	NCAA Regional (0-2)
1997	Liz Miller	Meghan Murray, Katie Marten	35	25	0	.583	16-4 (1st / 3rd)	--
1998	Liz Miller	Kelly Rowe, Kelly Nichols	34	22	0	.607	13-3 (1st / 4th)	--
1999	Liz Miller	Kris McCleary, Amy Laboe	42	20	0	.677	16-0 (1st / 1st)	NCAA Regional (1-2)
2000	Liz Miller	Danielle Klayman, Jennifer Sharron	47	14	0	.770	16-2 (1st / 1st)	NCAA Regional (1-2)
2001	Liz Miller	Danielle Klayman, Jennifer Sharron, Melanie Alkire, Lizzy Lemire	54	7	0	.885	20-0 (1st / 3rd)	NCAA Regional (3-2)
2002	Deanna Gumpf	Kas Hoag, Jenny Kriech, Jarrah Myers	44	17	0	.721	18-2 (1st / 1st)	NCAA Regional (2-2)
2003	Deanna Gumpf	Andria Bledsoe, Andrea Loman, Alexis Madrid	38	17	0	.691	14-3 (1st / 1st)	NCAA Regional (2-2)
2004	Deanna Gumpf	Nicole defau	49	20	0	.710	18-2 (1st / 2nd)	NCAA Regional (1-2)
2005	Deanna Gumpf	Megan Gioli	46	15	0	.754	16-2 (1st / 2nd)	NCAA Regional (2-2)
2006	Deanna Gumpf	Heather Booth, Mallorie Lenn, Meagan Ruthrauff, Sara Schoonart	42	21	0	.667	17-5 (1st / 1st)	NCAA Regional (2-2)
2007	Deanna Gumpf	Stephanie Brown, Kenya Fuemmeler, Katie Laing	32	24	0	.571	13-7 (4th / 2nd)	NCAA Regional (1-2)
2008	Deanna Gumpf	Brittney Bargar, Linda Kohan, Katie Laing	38	22	1	.631	14-8 (4th / 3rd)	NCAA Regional (1-2)
2009	Deanna Gumpf	Brittney Bargar, Linda Kohan	43	17	0	.717	19-4 (2nd / 1st)	NCAA Regional (2-2)
2010	Deanna Gumpf	Heather Johnson, Christine Lux, Katie Fleury	47	12	0	.797	18-3 (1st / 3rd)	NCAA Regional (2-2)
2011	Deanna Gumpf	Heather Johnson	46	11	0	.807	19-1 (1st / 3rd)	NCAA Regional (1-2)
2012	Deanna Gumpf	Alexa Maldonado, Dani Miller, Kasey O'Connor, Kristina Wright	40	16	0	.714	16-3 (2nd / 2nd)	NCAA Regional (2-2)

24 seasons	977	438	3	.690	354-69 (.837)	26-34 (.433)
					19 regular-season titles (13 BIG EAST)	17 NCAA appearances
					11 tournament titles (6 BIG EAST)	(14 consecutive)

First season	1989 / 24 seasons
Overall record	977-438-3 (.689) / 24 seasons
Total games	1,418
NCAA Championship appearances	17 (14 consecutive)
NCAA Championship overall record	26-34 (.433)
BIG EAST regular season record	282-50 (.849) / 17 seasons
BIG EAST regular season titles	13 (last in 2011)
BIG EAST Tournament record	33-18 (.647) / 17 seasons
BIG EAST Tournament titles	6 (last in 2009)
Undeclared BIG EAST regular seasons	2 (1999, 2001)
Midwestern Collegiate regular season record	72-19 (.791) / 7 seasons
Midwestern Collegiate regular season titles	6
Midwestern Collegiate Tournament record	20-5 (.800) / 7 seasons
Midwestern Collegiate Tournament titles	5
Most consecutive regular season conference titles	15 (1992-2006)

Most consecutive conference tournament titles	3 (1993-95)
Winning seasons	24 (24 consecutive)
30+ win seasons	24
40+ win seasons	14
50+ win seasons	1
Longest win streak	33 (3.28-5.5.01 - nation's longest of season)
NCAA All-America honors	21
NCAA All-Region honors	72
CoSIDA Academic All-American of the Year	1
CoSIDA Academic All-America honors	18
All-BIG EAST accolades	115 (since 1996)
BIG EAST Player of the Year awards	9
BIG EAST Pitcher of the Year awards	8
BIG EAST Rookie of the Year awards	5
BIG EAST Coaching Staff of the Year awards	6

Irish Head Coaches



Brian Boulac
1989-92 / 4 seasons
135-90-2 (.599)

- Three Midwestern Conference regular season titles
- Two Midwestern Conference tournament titles
- 1989 Midwestern Conference Coach of the Year



Liz Miller
1993-2001 / 9 seasons
377-156 (.707)

- 2005 NFCA Hall of Fame inductee
- Six NCAA appearances
- Two BIG EAST Conference regular season titles
- Six BIG EAST Conference regular season titles
- Three Midwestern Conference regular season titles
- Three Midwestern Conference tournament titles
- 1994, 1995 Midwestern Conference Coach of the Year
- 1996, 2000, 2001 BIG EAST Conference Coach of the Year



Deanna Gumpf
2002-present / 12th season
465-192-1 (.707)

- 11 NCAA appearances
- Four BIG EAST Conference tournament titles
- Seven BIG EAST Conference regular season titles
- 2002, 2004, 2011 BIG EAST Conference Coach of the Year
- 2002, 2004 NFCA Midwest Region Coach of the Year

ALL-AMERICAN (NFCA)

Second Team

Amy Buntin	2012
Kristin Schmidt.....	2001
Melanie Alkire.....	2000
Jennifer Sharron.....	2000
Terri Kobata.....	1995

Third Team

Heather Johnson.....	2011
Dani Miller.....	2011
Katie Fleury.....	2010
Christine Lux.....	2009
Stephanie Brown.....	2006
Megan Ciolli.....	2004, 2005
Andrea Loman.....	2002, 2003
Jarrah Myers.....	2001, 2002
Jenny Kriech.....	2001
Jennifer Sharron.....	2001
Katie Marten.....	1995, 1996
Terri Kobata.....	1994

ALL-REGION (NFCA)

First Team

Amy Buntin	2012
Dani Miller.....	2009, 2010, 2011
Sadie Pitzzenberger.....	2010, 2011
Alexa Maldonado.....	2011
Alexia Clay.....	2011
Katie Fleury.....	2010
Jody Valdivia.....	2010
Brittney Bargar.....	2009
Christine Lux.....	2009
Erin Marrone.....	2009
Beth Northway.....	2009
Sarah Smith.....	2008
Stephanie Brown.....	2006, 2007
Katie Laing.....	2006
Meagan Ruthrauff.....	2006
Megan Ciolli.....	2002, 2003, 2004, 2005
Andrea Loman.....	2002, 2003
Jarrah Myers.....	2001, 2002
Jenny Kriech.....	2000, 2001
Lizzy Lemire.....	2001
Kristin Schmidt.....	2001
Melanie Alkire.....	1999, 2000
Jennifer Sharron.....	2000
Katie Marten.....	1995, 1996, 1997
Jenn Giampaolo.....	1996
Meghan Murray.....	1996
Terri Kobata.....	1993, 1994, 1995, 1996

Second Team

Laura Winter	2012
Dani Miller.....	2012
Alexa Maldonado.....	2012
Heather Johnson.....	2011
Laura Winter.....	2011
Christine Lux.....	2010
Brittney Bargar.....	2008
Heather Booth.....	2006

Mallorie Lenn.....	2006
Katie Laing.....	2005
Heather Booth.....	2004
Steffany Stenglein.....	2004, 2005
Meagan Ruthrauff.....	2003, 2004
Melanie Alkire.....	2001
Jennifer Sharron.....	1999, 2001
Lizzy Lemire.....	1999, 2000
Kris McCleary.....	1999
Jarrah Myers.....	1999
Angela Bessolo.....	1997
Meghan Murray.....	1997
Jenn Giampaolo.....	1995
Sara Hayes.....	1992, 1993, 1994
Elizabeth Perkins.....	1994

CONFERENCE (BIG EAST)

BIG EAST Female Scholar-Athlete of the Year

Jarrah Myers.....	2002
-------------------	------

BIG EAST Player of the Year

Heather Johnson.....	2011
Megan Ciolli.....	2004
Andrea Loman.....	2003
Jarrah Myers.....	2002
Lizzy Lemire.....	2001
Melanie Alkire.....	1999, 2000
Meghan Murray.....	1996, 1997

BIG EAST Pitcher of the Year

Laura Winter	2012
Jody Valdivia.....	2010
Steffany Stenglein.....	2004, 2005
Jennifer Sharron.....	1998, 1999, 2000, 2001

BIG EAST Rookie of the Year

Heather Booth.....	2003
Kristin Schmidt.....	2001
Andrea Loman.....	2000
Jarrah Myers.....	1999
Angela Bessolo.....	1996

BIG EAST Coaching Staff of the Year

Deanna Gumpf.....	2002, 2004, 2011
Liz Miller.....	1996, 2000, 2001

BIG EAST Championship Most Outstanding Player

Brittney Bargar.....	2009
Heather Booth.....	2006
Andrea Loman.....	2002, 2003
Melanie Alkire.....	2000
Jennifer Sharron.....	1999

Midwestern Collegiate Player of the Year

Sara Hayes.....	1995
Terri Kobata.....	1993, 1994

Midwestern Collegiate Newcomer of the Year

Elizabeth Perkins.....	1994
Terri Kobata.....	1993
Sara Hayes.....	1992

Midwestern Collegiate Coach of the Year

Liz Miller.....	1994, 1995
Brian Boulac.....	1989

Midwestern Collegiate Tournament MVP

Terri Kobata.....	1993, 1995
Sara Hayes.....	1994

AII-BIG EAST

First Team

Laura Winter	2012
Alexa Maldonado.....	2010, 2011, 2012
Alexia Clay.....	2011
Heather Johnson.....	2011
Sadie Pitzzenberger.....	2011
Laura Winter.....	2011
Christine Lux.....	2009, 2010
Katie Fleury.....	2010
Jody Valdivia.....	2010
Dani Miller.....	2009, 2012
Beth Northway.....	2009
Brittney Bargar.....	2008
Sarah Smith.....	2008
Stephanie Brown.....	2004, 2006, 2007
Katie Laing.....	2005
Meagan Ruthrauff.....	2003, 2005
Megan Ciolli.....	2002, 2003, 2004, 2005
Steffany Stenglein.....	2002, 2004, 2005
Nicole defau.....	2004
Liz Hartmann.....	2004
Mallorie Lenn.....	2004
Heather Booth.....	2003, 2004
Andrea Loman.....	2000, 2001, 2002, 2003
Lisa Mattison.....	2001, 2002, 2003
Andria Bledsoe.....	2002
Jarrah Myers.....	2002
Jenny Kriech.....	1999, 2000, 2001, 2002
Jennifer Sharron.....	1998, 1999, 2000, 2001
Melanie Alkire.....	1999, 2000, 2001
Lizzy Lemire.....	1999, 2000, 2001
Kristin Schmidt.....	2001
Danielle Klayman.....	1998, 2000
Amy Laboe.....	1999
Kris McCleary.....	1999
Lisa Tully.....	1998
Kara McMahon.....	1996, 1997
Meghan Murray.....	1996, 1997
Liz Perkins.....	1997
Jenn Giampaolo.....	1996
Terri Kobata.....	1996

Honors & Awards

Second Team

Chloe Saganowich.....	2012
Amy Buntin	2012
Kelsey Thornton	2012
Brianna Jorgensborg.....	2008, 2010, 2011
Katie Fleury	2011
Brittany O'Donnell	2011
Heather Johnson	2010
Dani Miller	2010
Brittney Bargar.....	2009
Linda Kohan	2009
Jody Valdivia.....	2009
Ashley Ellis	2008
Katie Laing	2006, 2007
Brittney Bargar.....	2007
Heather Booth.....	2006
Mallorie Lenn	2006
Stephanie Brown	2005
Meagan Ruthrauff.....	2005
Carrie Wisen	2005
Andria Bledsoe.....	2000, 2003
Mallorie Lenn	2003
Alexis Madrid	2001
Jarrah Myers	2001
Angela Bessolo	1999
Jenn Giampaolo	1998
Lizzy Lemire	1998
Sarah Mathison.....	1997
Kris McCleary.....	1997
Kelly Nichols	1997
Kelly Rowe	1997
Joy Battersby.....	1996
Katie Marten	1996

Third Team

Erin Marrone	2009
Katie Fleury	2008
Linda Kohan	2008
Christine Lux.....	2008
Beth Northway.....	2007
Sara Schoonaert.....	2005, 2006
Heather Booth.....	2005

BIG EAST All-Rookie Team
(discontinued in 2004)

Heather Booth.....	2003
Mallorie Lenn	2003
Meagan Ruthrauff.....	2003
Megan Cioli	2002
Steffany Stenglein.....	2002
Carrie Wisen	2002
Kristin Schmidt.....	2001
Andria Bledsoe	2000
Andrea Loman.....	2000
Jarrah Myers	1999
Jenny Kriech	1999
Danielle Klayman	1998
Lizzy Lemire	1998
Jennifer Sharron	1998
Tara King	1997
Sarah Mathison.....	1997

ALL-BIG EAST Breakdown

First Team (68)

2012	3
2011	5
2010	4
2009	3
2008	2
2007	1
2006	1
2005	4
2004	5
2003	5
2002	7
2001	7
2000	6
1999	6
1998	3
1997	2
1996	4

Second Team (37)

2012	3
2011	3
2010	3
2009	3
2008	2
2007	3
2006	3
2005	3
2003	2
2001	2
2000	1
1999	1
1998	2
1997	4
1996	2

Third Team (8)

2009	1
2008	3
2007	1
2006	1
2005	2

All-Midwestern Collegiate

First Team

Sara Hayes.....	1992, 1994, 1995
Terri Kobata	1993, 1994, 1995
Jenn Giampaolo	1995
Christy Connoyer	1991, 1992, 1993, 1994
Meghan Murray	1994
Elizabeth Perkins	1994
Stephanie Pinter	1994
Amy Rueter	1994
Casey McMurray.....	1993
Amy Folsom	1990, 1991, 1992
Ruth Kmak	1990, 1991, 1992
Staci Alford.....	1992
Megan Fay.....	1990, 1991
Rachel Crossen	1989

Second Team

Katie Marten	1995
--------------------	------

Sara Hayes.....	1993
Andrea Keys	1993
Lisa Miller	1993
Ronny Alvarez	1992
Staci Alford.....	1991
Ruth Kmak	1991
Kathy Vernetti	1991
Mia Faust	1989
Megan Fay.....	1989
Amy Folsom	1989
Missy Linn	1989
Laurie Sommerlad	1989

Midwestern Collegiate All-Newcomer Team

Jenn Giampaolo	1995
Kelly Nichols	1995
Joy Battersby.....	1994
Meghan Murray	1994
Elizabeth Perkins.....	1994
Jenna Knudson.....	1993
Terri Kobata	1993
Andrea Keys	1992



Erin Marrone ('11) was a triple winner at the 2011 O.S.C.A.R.S. as she received the Kanaley Award, was named the recipient of the Top Gun Award and was the female honoree of the Monogram Club Postgraduate Scholarship.

Academic Awards

CoSIDA Academic All-America

First Team

Stephanie Brown	2006
Jarrah Myers.....	2001, 2002
Jennifer Sharron.....	2001
Meghan Murray	1997
Katie Marten	1997

Second Team

Christine Lux.....	2010
Stephanie Brown	2007
Kara McMahon.....	1997
Joy Battersby.....	1996
Katie Marten	1996
Meghan Murray	1996
Casey McMurray	1993

Third Team

Jarrah Myers.....	2000
Joy Battersby.....	1995, 1997
Jenna Knudson.....	1996
Katie Marten	1995

Academic All-American of the Year

Jarrah Myers.....	2002
-------------------	------

CoSIDA Academic All-District

First Team

Christine Lux.....	2009, 2010
Dani Miller.....	2010
Erin Marrone	2009
Katie Laing	2008
Stephanie Brown	2006, 2007
Megan Ciolli	2005
Alexis Madrid	2003
Jarrah Myers.....	2000, 2001, 2002
Danielle Klayman.....	2000, 2001
Jennifer Sharron.....	2000

Second Team

Beth Northway.....	2009
Liz Hartmann	2003

University Awards

Monogram Club Most Valuable Player

2012	Dani Miller
2011	Heather Johnson
2010	Christine Lux, Katie Fleury
2009	Linda Kohan
2008	none
2007	Stephanie Brown
2006	Stephanie Brown, Meagan Ruthrauff
2005	Megan Ciolli
2004	Liz Hartmann
2003	Andrea Loman
2002	Jarrah Myers
2001	Jenny Kriech
2000	Jennifer Sharron, Melanie Alkire
1999	Amy Laboe, Kris McCleary
1998	Jenn Giampaolo, Kelly Nichols
1997	Meghan Murray
1996	Meghan Murray
1995	Sara Hayes
1994	Sara Hayes
1993	Christy Connoyer
1992	Amy Folsom
1991	Megan Fay
1990	Amy Folsom
1989	Rachel Crossen

Notre Dame Club of St. Joseph Valley Knute Rockne Scholar-Athlete Award

2012	Dani Miller
2011	Erin Marrone
2010	Christine Lux
2009	Beth Northway
2008	Katie Laing
2007	Stephanie Brown
2006	Stephanie Brown
2005	Stephanie Brown
2004	Nicole deFau
2003	Alexis Madrid
2002	Jarrah Myers
2001	Jarrah Myers
2000	Jarrah Myers
1999	Danielle Klayman
1998	Kelly Nichols
1997	Kara McMahon
1996	Kara McMahon
1995	Jenna Knudson
1994	Amy Rueter
1993	Casey McMurray, Lisa Miller
1992	Amy Folsom
1990	Kathy Verneti
1990	Kathy Verneti
1989	Terri Proksch

Monogram Club Postgraduate Scholarship

2011	Erin Marrone
------------	--------------

Top Gun Award

2011	Erin Marrone
------------	--------------

The Trophy Award

2011	Notre Dame Softball
------------	---------------------

Byron V. Kanaley Award

The most prestigious honor awarded to a Notre Dame student-athlete, the Byron V. Kanaley Award has been presented each year since 1927 to the senior monogram athletes who have been most exemplary as both students and leaders. The awards, presented by the Faculty Board on Athletics, are named in honor of the 1904 Notre Dame graduate who was a member of the Irish baseball team as an undergraduate. Kanaley went on to a successful banking career in Chicago and served the University as a lay trustee from 1915 until his death in 1960. Notre Dame's softball team has had seven winners of the award in its 24-year history. Terry Proksch claimed the honor in the first season of varsity softball at Notre Dame in 1989, followed by Kathy Verneti 1991 and Katie Marten in 1997. Jarrah Myers became the fourth Irish softball player to win the award in 2002 with Katie Laing earning the honor in 2008. Christine Lux won the award in 2010 and Erin Marrone copped the award in 2011.



1989
Terry Proksch



1991
Kathy Verneti



1997
Katie Marten



2002
Jarrah Myers



2008
Katie Laing



2010
Christine Lux



2011
Erin Marrone



**MELANIE
ALKIRE**

2 • Shortstop / Pitcher
2000 Second Team All-American
Union City, Calif. • James Logan
Glenbrook South



**STEPHANIE
BROWN**

24 • Outfield / Second Base
2006 Third Team All-American
Chandler, Ariz. • Corona del Sol



**AMY
BUNTIN**

40 • Catcher / Utility
2012 Second Team All-American
Franklin, Tenn. • Brentwood

One of the most productive Irish hitters and one of only four Notre Dame players to earn second team All-America honors ... holds a career .340 batting average and 30 career home runs ... third place among Notre Dame hitters with 260 career hits ... her 765 at-bats ranks fourth, and 238 games played ranks eighth all-time in school history ... led the team in RBI in 1998, 1999, and 2000 ... trails only fellow All-American Jarrah Myers in career RBI (167) and total bases (403) ... holds school record for RBI in a season with 64* in 2000 ... second behind All-American Christine Lux in single-season slugging percentage at .665 ... tied for third most home runs in a season by an Irish hitter with 13 in 2000 ... her 73 hits in 2000 ranks sixth all time among Irish players for hits in a season ... contributed three hits and four RBI, including a home run, in an 8-0 rout of Western Illinois in opening game of the 2001 NCAA Regional ... aided the Irish in the circle with 143.2 innings pitched ... garnered first team all-BIG EAST honors in 1999, 2000 and 2001, joining nine other Irish players to earn all-BIG EAST honors three or more times ... earned first team (1999-2000) and second team (2001) all-region awards from the National Fastpitch Coaches Association ... named 2000 BIG EAST Championship Most Outstanding Player after going 6-for-8 with five runs scored, three home runs and six RBI in three games ... won BIG EAST Player of the Year honors in consecutive years (1999 and 2000) becoming only the second Irish player to do so (Meghan Murray accomplished the feat in 1996 and 1997) ... shared the Monogram Club Most Valuable Player Award in 2000 with All-American Jennifer Sharron.

A true triple threat player who was able to slap, bunt and hit away for power ... one of three team captains in 2007 ... played in 242 career games, third most in school history ... played in a school-record 69 games during the 2004 season ... scored 166 career runs, the most in program history ... accumulated a .356 career batting average, fourth all-time in the Notre Dame annals ... tied for fourth with Jenny Kriech (1999-2000) for career stolen bases at 55 ... led the Irish in batting average, runs, hits and stolen bases in 2006 and 2007 ... set the BIG EAST record for hits in a single season with 38 in 2006 ... her 38th BIG EAST hit was a two-run home run in a 4-0 Notre Dame victory at St. John's ... finished the 2006 BIG EAST season with a .528 batting average, which is fifth on the all-time league list ... recipient of the Notre Dame Monogram Club Most Valuable Player in 2007 ... joined Jarrah Myers as the only Irish player to earn the Notre Dame Club of St. Joseph Valley Knute Rockne Scholar-Athlete Award three consecutive years (2005, 2006, 2007) ... CoSIDA Academic All-District first team in 2006 and second-team winner in 2007 ... member of Notre Dame Student-Athlete Academic Honors Program from 2004-2007 ... named to four all-tournament teams from 2004-2006 ... landed all-BIG EAST honors in each of her four seasons, earning first team distinction in 2004, 2006 and 2007 ... awarded NFCA first team all-Mideast Region and ESPN The Magazine Academic All-American second team in 2006.

Enjoyed a breakout junior season for Notre Dame in 2012, becoming the program's 21st All-America selection ... led the Irish in batting average (.360), hits (62), RBI (60) and runs scored (45) ... appeared in all 56 games, with 55 starts ... NFCA all-region first team selection ... second team all-BIG EAST choice ... drove in three runs in her only start of the season in right field against UC Santa Barbara (Feb. 18) ... stroked a pair of doubles and scored two runs in a win at No. 24 North Carolina (Feb. 25) ... drilled first home run of the year to help the Irish complete the sweep against North Carolina (Feb. 26) ... perfect 3-for-3 at the plate with a season-high five RBI in an 8-1 rout of Oregon State (March 10) ... drove in three of Notre Dame's five runs in a 5-3 win over Western Michigan (March 27) ... went a combined 4-for-6 with four RBI in a doubleheader sweep of Toledo (March 28) ... rapped three base hits and added three stolen bases in a home win over Connecticut (Apr. 1) ... posted three RBI and scored two runs in a 6-3 win over Valparaiso (Apr. 18) ... fell a triple short of the cycle, adding four RBI in a victory at Providence (Apr. 28) ... equaled season-high with five runs driven in in the second round of the BIG EAST Championship against St. John's (May 11).



**MEGAN
CIOLLI**

21 • Outfield
2005 Third Team All-American
2004 Third Team All-American
Terre Haute, Ind. • North Vigo



**KATIE
FLEURY**

12 • Shortstop
2010 Third Team All-American
San Jose, Calif. • Archbishop Mitty



**HEATHER
JOHNSON**

3 • Third Base
2011 Third Team All-American
Los Alamitos, Calif. • Mater Dei

A consistent offensive force for the Irish throughout her career ... batted .386 with 71 hits, 11 doubles, 28 RBI and a school-record 32 stolen bases in 2005 ... led the 2005 team in several offensive categories including batting average, slugging percentage (.500), on-base percentage (.424), stolen bases, at-bats (184) and runs scored (40) ... captained the team to a 45-13 record in 2005 with a 16-2 home field mark and a 16-2 record in BIG EAST play along with the conference regular-season title ... became the sixth Irish softball player to earn multiple All-America honors in a four-year career along with Andrea Loman (2002, 2003), Jarrah Myers (2001, 2002), Katie Marten (1995, 1996), Terri Kobata (1994, 1995) and Jennifer Sharron (2000, 2001) ... completed her career as the all-time leader in hits (284) and stolen bases (76) while ranking in the top five in several categories including batting average (2nd - .368), at bats (3rd - 771) and runs (3rd - 161) ... also ranks in the top 10 all-time in doubles (9th - 37), triples (7th - 9), home runs (9th - 13), and RBI (10th - 101) ... garnered NFCA first team all-Mideast Region honors from 2002-2005 ... named the BIG EAST Player of the Year in 2004 ... one of four Irish players in program history to earn first team All BIG EAST honors all four years of competition (2002-2005) ... voted to the 2002 BIG EAST all-Rookie Team ... awarded the Notre Dame Monogram Club Most Valuable Player in her senior season (2005) ... scored four times against Valparaiso on April 23, 2003, tied for the most runs scored in by an Irish player in a single game.

Earned third-team honors as a junior to become just the second shortstop (and first true-shortstop as Melanie Alkire played shortstop and pitched) in program history to be named All-American ... also earned first team all-BIG EAST accolades and first team NFCA all-region honors in 2010 ... led the BIG EAST with a .460 batting average in league play while ranking second with a .561 on-base pct. and eight doubles ... overall, the team co-captain batted .372 with 15 doubles, two triples and four home runs ... slugged at a .571 clip with an on-base pct. of .472, tying for third on the program's single-season list in the latter category ... also had 58 hits and scored a school-record 54 runs ... her 0.95 runs-per-game average ranked 33rd nationally at the time of receiving the honor ... her career numbers after her junior season were quite indicative of the steady progress she made in three years with the Irish ... she doubled her sacrifice total (10) from 2009 and stole six more bases (13) than she did as a sophomore ... Fleury had 18 more putouts (96) in 2010 than 2009 and after committing 23 errors in 2008 and 14 in 2009, she faulted just nine times in 163 chances in 2010 for a personal single-season career-best .945 fielding pct. ... Fleury was an integral part of Notre Dame's run to the BIG EAST regular season title and the program's 12th consecutive appearance in the NCAA Tournament ... the Irish finished the 2010 campaign with a 47-12 mark and set single-season records for batting average (.343), runs (369), doubles (103), home runs (75), RBI (337), total bases (878), slugging pct. (.590), on-base pct. (.409) and fielding pct. (.978).

The fifth-year senior put up huge offensive numbers in 2011 with a .383 batting average and .651 slugging percentage to earn third team All-American honors ... accounted for 67 hits, 11 doubles, 12 home runs, 64 RBI and 114 total bases in her final season with the Irish and drew 17 walks and was fanned on just 10 occasions in 175 at-bats ... also the 2011 BIG EAST Player of the Year, a first-team all-league choice and a second-team all-region selection ... became the seventh Irish softball student-athlete to be named BIG EAST Player of the Year and the first since Megan Ciolli copped the hardware in 2004 ... Melanie Alkire (1999, 2000) and Meghan Murray (1996, 1997) are the only Notre Dame players to win the award on multiple occasions ... the BIG EAST record holder with 82 career RBI in league play ... also seventh in doubles (19) and home runs (15) ... hit .475 with a league-high 29 RBI this year with a league-best eight home runs and 59 total bases in conference play ... one of a record six all-region selectees in 2011 for the Irish ... ended career as school's record holder in RBI (214), 40 more than any other player in program history ... second all-time with 51 doubles and third with 243 games played ... her .580 slugging pct. ranked fourth on the all-time charts while her 403 assists ranked third ... set a school record with 68 RBI in 2010 while slugging at a .746 rate that same season ... shares single-season home run record with Christine Lux (17) ... ended the 2011 season as the nation's active leader with 243 consecutive starts.



**TERRI
KOBATA**

4 • Pitcher
1995 Second Team All-American
1994 Third Team All-American
Villa Park, Calif. • Mater Dei



**JENNY
KRIECH**

11 • Outfield
2001 Third Team All-American
Indianapolis, Ind. • Perry Meridian



**ANDREA
LOMAN**

33 • First Base / Third Base
2003 Third Team All-American
2002 Third Team All-American
Riverside, Calif. • Polytechnic

A true Irish legend and one of the nation's most dominate collegiate pitchers ... career mark of 79-15 in the circle ... holds school record for winning percentage (.840) ... all-time Irish leader in strikeouts (907), shutouts (42) and ERA (0.63) ... averaged a spectacular 10.1 strikeouts per game ... tossed 15 total no-hitters (14 individual, one combined) including a perfect game - a 5-0 decision against Illinois-Chicago to win the 1994 Midwestern Collegiate Tournament ... 3-2 overall record in the NCAA Tournament ... in 1994, led Notre Dame to a thrilling 3-0 victory against No. 1 seed and host Indiana in the first NCAA Regional game in program history ... struck out 15 batters in 12.0 innings of play against Illinois-Chicago in the 1994 NCAA Regional ... led the team in ERA, wins, innings pitched and strikeouts from 1993-1995 ... achieved a 0.51 ERA in 1993 and 1995, the top two season ERAs in ND history ... notched 315 strikeouts in one season (1994), still a Notre Dame record ... struck out 17 batters in a game twice in her career - against Indiana State in 1994 and Butler in 1995 ... earned first team all-Midwestern Collegiate awards in 1993, 1994 and 1995 ... twice captured the Midwestern Collegiate Tournament MVP award (1993 and 1995) ... four-time NFCA first team all-region honoree.

Stands third in career games played (242) and first in total at bats (790) ... career rankings include fourth in runs scored (158), second in hits (268), fifth in doubles (45), first in triples (19), fifth in walks (66) and fourth in stolen bases (55) ... ended up with 20 multiple hit games in 2002 and four multiple RBI performances ... enjoyed perhaps her best game at the plate in Notre Dame's 2002 game against Indiana State, going 3-for-4 with four RBI, three runs and two doubles339 batting average is good for eighth all-time among Irish hitters ... ended up as the leading Irish hitter in the 2002 BIG EAST Championship, going 8-for-17 (.471) with four doubles and the game-winning RBI against Virginia Tech ... joined fellow teammates (behind Jennifer Sharron and followed by Megan Ciolli and Andrea Loman) as the only Irish player to earn first-team all-BIG EAST honors all four years of competition ... earned NFCA first team all-Mideast Region honors in 2000 and 2001 ... named to the 1999 BIG EAST all-Rookie Team ... team MVP in 2001.

Joined Terri Kobata, Jennifer Sharron and Jarrah Myers as the only two-time All-Americans in Notre Dame softball history ... 2003 team captain ... finished as the Notre Dame all-time leader in walks (87), stolen bases (60) and runs (164), while also ranking in the top five in home runs (2nd - 31), RBI (3rd - 148), fielding percentage (4th - .977) and batting average (.347) ... became sixth consecutive Notre Dame player to earn the conference player of the year award, hitting .383 in conference play with 21 hits, two home runs and 15 RBI ... second BIG EAST Conference player to earn the championship Most Outstanding Player award two consecutive years, capping her tournament performance with a walk-off home run in the bottom of the ninth to defeat Villanova, 4-3 ... landed all-BIG EAST honors for the fourth-straight season, joining Megan Ciolli (2002-05), Jenny Kriech (1999-02) and Jennifer Sharron (1998-2001) as the only Irish players to accomplish that feat ... led the 2003 team in all major offensive categories, including batting average (.402), runs (43), hits (68), doubles (12), home runs (9), RBI (42), slugging percentage (.657), on-base percentage (.466) and stolen bases (18) ... had four hits during the 2003 NCAA Regional in Ann Arbor, Mich., including a two-run home run versus Oakland ... provided the game-winning RBI in seven games and scored the game deciding run in 10 contests in 2003 ... garnered first team all-BIG EAST honors in all four years of her career (one of four Irish players to do so) ... won BIG EAST Rookie of the Year and made the conference's all-Rookie Team in 2000.



**CHRISTINE
LUX**

10 • First Base
2009 Third Team All-American
Glendale Heights, Ill.
Glenbard West



**KATIE
MARTEN**

2 • Outfield / Utility
1996 Third Team All-American
1995 Third Team All-American
Lisle, Ill. • Benet Academy



**DANI
MILLER**

17 • Second Base
2011 Third Team All-American
Huntington, Beach, Calif. • Edison

Established herself as one of the most prolific home run hitters in Irish history through three years with the program ... one of five Irish players selected to the 2009 NFCA all-region team ... received first team all-BIG EAST accolades in 2009, the second of her career after being selected as a third team member in 2008 ... selected to the 2009 BIG EAST Championship all-tournament team for her work at first base during the tournament ... received CoSIDA Academic all-district honors with a 3.42 grade-point average as an accounting major in 2009 ... tied her own 2008 school record of 15 homers on the season in 2009 ... holds the school record for slugging percentage in a season at .695 ... started for the Irish in 59 of 60 games in 2009 and amassed a .329 batting average ... placed her name near the top of the list in RBI categories for the Irish both on the season and in her career ... her 51 RBI in 2009 place her third all-time in a single campaign, behind only Melanie Alkire (64) and Meagan Ruthrauff (54), while her 112 career RBI has moved her into 11th place on the career leaderboard ... took part in the team's record-setting three home runs in a single inning against Wisconsin (April 16, 2008) ... duplicated the feat with Linda Kohan and Katie Fleury exactly one month later in the NCAA Regional contest with Kent State (May 16, 2008) ... her output in 2009 for the Irish helped lead Notre Dame to a 43-17 overall record (19-4 BIG EAST), including capturing the BIG EAST Conference Tournament championship and a spot in the Ann Arbor Regional of the NCAA Tournament, the 11th consecutive tournament appearance for the program ... her efforts contributed to the Irish landing at No. 25 in the final regular season NFCA poll.

First Irish player to earn multiple NFCA All-American recognition ... racked up a .367 batting average, good for third-best among Irish hitters ... tied school record for most at-bats in a game when she stepped to the plate seven times against Loyola-Chicago on April 12, 1995 ... led the 1995 team in batting average (.399), runs (38), hits (67) and stolen bases ... had two stolen bases against Illinois-Chicago in the 1995 NCAA Regional, helping Notre Dame to a 5-2 victory ... memorable moments include hitting two triples in a 1997 game against Providence, a feat only seven other Irish players have accomplished ... finished career with 570 at-bats, 137 runs, 209 hits and 58 stolen bases ... earned second team all-Midwestern Collegiate Conference recognition in 1995 ... named CoSIDA Academic All-American first team in 1997 ... earned the prestigious Byron V. Kanaley Award in 1997, the highest honor bestowed on a Notre Dame student-athlete.

Parlayed her third all-region honor into her first All-American accolade in 2011 ... with 11 home runs as a junior, Miller became the first Irish player ever to smack double-digit home runs in the first three seasons with the program ... hit .333 as a junior and drove in 37 runs with a .563 slugging percentage ... most impressively, she did not commit an error in 210 chances while playing both first and second base for the Irish ... Miller was named to the third team at the utility position ... after missing out on all-BIG EAST honors in 2011, Miller was part of the NFCA all-region first team for the third straight season in 2011 ... she joined Megan Giolli, Katie Marten and Terri Kobata as Notre Dame players to cop the award at least three times ... Giolli and Kobata went on to accomplish the feat a fourth time ... through three seasons with the Irish, Miller stood 15th in career batting average (.332), fourth in home runs (32), 14th in RBI (118) and third in slugging pct. (.608).



**JARRAH
MYERS**

22 • Catcher / Third Base
2002 Third Team All-American
2001 Third Team All-American
Carbondale, Kan. • Santa Fe Trail



**JENNIFER
SHARRON**

9 • Pitcher
2001 Third Team All-American
2000 Second Team All-American
Agoura Hills, Calif. • Thousand Oaks



**KRISTIN
SCHMIDT**

7 • Pitcher
2001 Second Team All-American
Houston, Texas • North Shore

Capped off her spectacular career with her second consecutive NFCA Louisville Slugger All-America honor while setting numerous school career records and being selected to the 2001 U.S. National Team ... ranks first all-time at Notre Dame in home runs (36), RBI (174) and putouts (1,337) ... also ranks in the top ten in games played (2nd - 245), walks (4th - 76) batting average (5th - .350), stolen bases (7th - 43), triples (8th - 8) and at-bats (9th - 714) ... named the 2002 BIG EAST Player of the Year, becoming the fourth of six Irish players to earn the award ... during her senior season, led the BIG EAST Conference in six statistical categories, including batting average (.462), home runs (at the time a league record - 8), runs scored (23), RBI (23), on-base percentage (.559) and slugging percentage (.962) ... named the 2002 BIG EAST/Aeropostale Scholar-Athlete of the Year for all women's sports in the conference ... landed on the Verizon/CoSIDA Academic All-America first team for two consecutive seasons (2001-2002) ... named the 2002 Verizon/CoSIDA Academic All-American of the Year for softball ... in 2002 became the fourth Irish softball player to earn the Byron V. Kanaley Award (the top honor earned by a student-athlete at Notre Dame) ... named to the 2002 NCAA Region VII All-Tournament team after her two-run home run in the fourth game proved to be the winning runs to eliminate No. 15 Oregon State ... the home run against the Beavers ended up as Myers' 13th of the season, tying the then school record held by Melanie Alkire (1998-2001) ... named BIG EAST Rookie of the Year in 1999 ... earned the 2002 Monogram Club Team MVP and the Knute Rockne Scholar-Athlete Award 2000-2002.

One of the great Notre Dame pitchers who helped lead the 2001 team to a school-best 54-7 overall record ... pitched the Irish to the 2001 BIG EAST regular season title with a 20-0 league mark and a trip to the NCAA Regionals, where Notre Dame earned the top seed for the first time in school history ... selected to the All-America second (2000) and third (2001) teams by the National Fastpitch Coaches Association ... Verizon first team Academic All-American ... second all-time at Notre Dame with a career ERA of 1.22 ... third all-time in career games started, wins and complete games ... first pitcher in BIG EAST history to be selected as the league's pitcher of the year four consecutive seasons ... first team all-BIG EAST from 1998-2001 ... became the first Notre Dame pitcher to be named BIG EAST Pitcher of the Year since the Irish joined the conference in 1995-96 ... went 27-4 in her senior season with a 1.13 earned run average and 224 strikeouts ... recorded an 8-0 no-hitter against St. John's on March 31, 2001 ... 88-29 career record in the circle with 728 strikeouts and 76 complete games ... aided the Irish at the plate with a career .314 batting average, 37 RBI and 5 homers ... graduated with a 3.27 grade-point average.

Achieved second team All-America honors in her rookie season and helped lead the 2001 squad to a program-best 54-7 record ... racked up 247 strikeouts and a 0.55 ERA in just 34 career appearances ... won 27 games in 2001, the second most wins in a season by an Irish pitcher ... pitched 13 shutouts in 2001 and achieved a .900 winning percentage on the year, trailing only Terri Kobata (.933) for best winning percentage for a season ... shut hitters down in 2001 with a 0.55 ERA, good for third all-time among Irish hurlers in a season ... averaged 1.21 strikeouts per inning in 2001 ... tossed a 1-0 no-hitter against Toledo on April 25, 2001 ... recorded two wins for the Irish in the 2001 NCAA Regional in Iowa City, allowing only one run each against Illinois State and DePaul ... one of the most decorated single seasons in 2001, garnering National Fastpitch Coaches Association all-Mideast Region first team honors ... one of seven Irish players to be honored with first team all-BIG EAST in 2001 ... named BIG EAST Rookie of the Year in 2001, one of only five Notre Dame players to win the award ... only Irish player to be named to the 2001 BIG EAST all-Rookie Team.

Games played

1. Meagan Ruthrauff (2003-06).....	247
2. Jarrah Myers (1999-2002).....	245
3. Heather Johnson (2007-2011).....	243
4. Stephanie Brown (2004-07).....	242
Megan Grolli (2002-05).....	242
Jenny Kriech (1999-2002).....	242
7. Katie Laing (2005-08).....	241
Sara Schoonaert (2003-06).....	241
9. Heather Johnson (2007-11).....	240
10. Melanie Alkire (1998-2001).....	238
11. Liz Hartmann (2002-05).....	237
Danielle Klayman (1998-2001).....	237
Lizzy Lemire (1998-2001).....	237
14. Linda Kohan (2006-09).....	236
Alexis Madrid (2000-03).....	236

At-Bats

1. Jenny Kriech (1999-2002).....	790
2. Stephanie Brown (2004-07).....	778
3. Megan Grolli (2002-05).....	771
4. Melanie Alkire (1998-2001).....	765
5. Katie Laing (2005-08).....	724
6. Lizzy Lemire (1998-2001).....	720
Sara Hayes (1992-95).....	720
8. Elizabeth Perkins (1994-97).....	719
9. Jarrah Myers (1999-2002).....	714
10. Heather Johnson (2007-11).....	700
Meagan Ruthrauff (2003-06).....	700
12. Andria Bledsoe (2000-03).....	674
13. Andrea Loman (2000-03).....	671

Batting Average (minimum 100 at-bats)

1. Sadie Pfitzenberger (2008-11).....	388 (175/451)
2. Meghan Murray (1994-97).....	380 (254/669)
3. Megan Grolli (2002-05).....	368 (284/771)
4. Katie Marten (1994-97).....	367 (209/570)
5. Stephanie Brown (2004-07).....	356 (277/778)
6. Heather Johnson (2007-11).....	354 (248/700)
7. Jarrah Myers (1999-2002).....	350 (250/714)
8. Kelsey Thornton (2010-present).....	349 (59/169)
9. Andrea Loman (2000-03).....	347 (233/671)
10. Melanie Alkire (1998-2001).....	340 (260/765)
11. Jenny Kriech (1999-2002).....	339 (268/790)
12. Sara Hayes (1992-95).....	338 (243/720)
13. Jenn Giampaolo (1995-98).....	335 (224/668)
14. Alexia Maldonado (2009-12).....	334 (204/610)
15. Lizzy Lemire (1998-2001).....	332 (239/720)
16. Dani Miller (2009-12).....	334 (206/616)
17. Amy Buntin (2010-present).....	330 (113/342)
18. Emilee Koerner (2012-present).....	320 (48/150)

Runs

1. Stephanie Brown (2004-07).....	166
2. Andrea Loman (2000-03).....	164
3. Katie Fleury (2008-11).....	163
4. Megan Grolli (2002-05).....	161
5. Jenny Kriech (1999-2002).....	158
6. Alexia Maldonado (2009-2012).....	154
7. Jarrah Myers (1999-2002).....	153
8. Katie Marten (1994-96).....	137
9. Meghan Murray (1994-96).....	135
10. Melanie Alkire (1998-2001).....	129
11. Christine Lux (2007-10).....	127
12. Andria Bledsoe (2000-03).....	117
Jenn Giampaolo (1995-98).....	117

Hits

1. Megan Grolli (2002-05).....	284
2. Stephanie Brown (2004-07).....	277
3. Jenny Kriech (1999-2002).....	268
4. Melanie Alkire (1998-2001).....	260
5. Meghan Murray (1994-97).....	254
6. Jarrah Myers (1999-2002).....	250
7. Heather Johnson (2007-11).....	248
8. Sara Hayes (1992-95).....	243
9. Lizzy Lemire (1998-2001).....	239
10. Andrea Loman (2000-03).....	233
11. Meagan Ruthrauff (2003-06).....	225
12. Jenn Giampaolo (1995-98).....	224
13. Dani Miller (2009-12).....	206
14. Alexia Maldonado (2009-12).....	204

Doubles

1. Katie Laing (2005-08).....	55
2. Heather Johnson (2007-11).....	51
3. Meagan Ruthrauff (2003-06).....	49
Melanie Alkire (1998-2001).....	49
5. Elizabeth Perkins (1994-97).....	48
6. Christine Lux (2007-10).....	45
Jenny Kriech (1999-2002).....	45
8. Andrea Loman (2000-03).....	44
Sara Hayes (1992-95).....	44
10. Lizzy Lemire (1998-2001).....	43
11. Linda Kohan (2006-09).....	42
12. Andria Bledsoe (2000-03).....	40
13. Meghan Murray (1994-97).....	39
14. Mallorie Lenn (2003-06).....	38
15. Alexia Maldonado (2009-12).....	37
Dani Miller (2009-12).....	37

Triples

1. Jenny Kriech (1999-2002).....	19
2. Katie Marten (1994-97).....	13
3. Meghan Murray (1994-97).....	12
4. Andy Keys (1992-95).....	11
Sara Hayes (1992-95).....	11
Lizzy Lemire (1998-2001).....	11
Alexa Maldonado (2009-12).....	11
8. Sadie Pfitzenberger (2008-11).....	9
Megan Grolli (2002-05).....	9
10. Jarrah Myers (1999-2002).....	8
Danielle Klayman (1998-2001).....	8
Jenn Giampaolo (1995-98).....	8

Home Runs

1. Christine Lux (2007-10).....	50
2. Dani Miller (2009-12).....	48
3. Jarrah Myers (1999-2002).....	36
4. Heather Johnson (2007-11).....	35
5. Meagan Ruthrauff (2003-06).....	31
Andrea Loman (2000-03).....	31
7. Melanie Alkire (1998-2001).....	30
8. Liz Hartmann (2002-05).....	27
9. Sara Hayes (1992-95).....	26
10. Linda Kohan (2006-09).....	23
11. Mallorie Lenn (2003-06).....	21
12. Katie Fleury (2008-11).....	20
Brianna Jorgensen (2008-11).....	20
14. Stephanie Brown (2004-07).....	19
15. Amy Buntin (2010-present).....	17
16. Katie Laing (2005-08).....	16
Alexa Maldonado (2009-12).....	16
18. Alexia Clay (2009-11).....	15
Meagan Murray (1994-97).....	15

RBI

1. Heather Johnson (2007-11).....	214
2. Dani Miller (2009-12).....	176
3. Christine Lux (2007-10).....	174
Jarrah Myers (1999-2002).....	174
5. Melanie Alkire (1998-2001).....	167
6. Meagan Ruthrauff (2003-06).....	162
7. Andrea Loman (2000-03).....	148
8. Sara Hayes (1992-95).....	137
9. Katie Laing (2005-08).....	133
10. Liz Hartmann (2002-05).....	131
11. Meghan Murray (1994-97).....	129
12. Lizzy Lemire (1998-2001).....	126
13. Andria Bledsoe (2000-03).....	125
14. Linda Kohan (2006-09).....	119
15. Mallorie Lenn (2003-06).....	110

Total Bases

1. Jarrah Myers (1999-2002).....	409
2. Heather Johnson (2007-11).....	406
3. Melanie Alkire (1998-2001).....	403
4. Christine Lux (2007-10).....	394
5. Dani Miller (2009-12).....	389
6. Sara Hayes (1992-95).....	387
7. Andrea Loman (2000-03).....	382
8. Megan Grolli (2002-05).....	378
9. Stephanie Brown (2004-07).....	375
10. Jenny Kriech (1999-2001).....	369
11. Meagan Ruthrauff (2003-06).....	367

12. Meghan Murray (1994-97).....	362
13. Lizzy Lemire (1998-2001).....	331
14. Katie Laing (2005-08).....	320
15. Alexia Maldonado (2009-12).....	311

Slugging Percentage (minimum 150 at bats)

1. Christine Lux (2007-10).....	654 (394/602)
2. Dani Miller (2009-12).....	631 (389/616)
3. Andria Bledsoe (2000-03).....	613 (307/501)
4. Heather Johnson (2007-11).....	580 (406/700)
5. Jarrah Myers (1999-2002).....	573 (409/714)
6. Andrea Loman (2000-03).....	569 (382/671)
7. Meghan Murray (1994-97).....	541 (362/669)
8. Sara Hayes (1992-95).....	538 (387/720)
9. Melanie Alkire (1998-2001).....	527 (403/765)
10. Amy Buntin (2010-present).....	526 (180/342)
10. Meagan Ruthrauff (2003-06).....	524 (367/700)
11. Alexia Maldonado (2009-12).....	510 (311/610)
12. Alexia Clay (2008-11).....	503 (197/392)
13. Sadie Pfitzenberger (2008-11).....	499 (225/451)
14. Megan Grolli (2002-05).....	490 (378/771)
15. Stephanie Brown (2004-07).....	482 (375/778)
16. Brianna Jorgensen (2008-11).....	479 (223/466)
17. Liz Hartman (2002-05).....	479 (312/652)
18. Jenny Kriech (1999-2002).....	467 (369/790)
19. Katie Fleury (2008-11).....	460 (303/658)
20. Lizzy Lemire (1998-2001).....	460 (331/720)

Walks

1. Meagan Ruthrauff (2003-06).....	112
2. Katie Fleury (2008-11).....	99
3. Linda Kohan (2006-2009).....	90
4. Andrea Loman (2000-2003).....	87
5. Heather Johnson (2007-11).....	77
6. Jarrah Myers (1999-2002).....	76
7. Christine Lux (2007-10).....	74
8. Alexia Maldonado (2009-12).....	73
9. Stephanie Brown (2004-07).....	72
10. Jenny Kriech (1999-2002).....	66
Sara Hayes (1992-95).....	66
12. Melanie Alkire (1998-2001).....	61
13. Ruth Kmak (1989-92).....	52
14. Christy Conroyer (1991-94).....	50
15. Andria Bledsoe (2000-03).....	47
Dani Miller (2009-12).....	47
17. Elizabeth Perkins (1994-97).....	46

Stolen Bases

1. Megan Grolli (2002-05).....	76
2. Andrea Loman (2000-03).....	60
3. Katie Marten (1994-97).....	58
4. Stephanie Brown (2004-07).....	55
Jenny Kriech (1999-2002).....	55
6. Katie Fleury (2008-11).....	46
Kelsey Thornton (2010-present).....	46
8. Kellie Middleton (2003-05).....	45
9. Jarrah Myers (1999-2002).....	43
10. Alexia Maldonado (2009-12).....	42
11. Jenn Giampaolo (1995-98).....	41
12. Alexis Madrid (2000-03).....	39
Danielle Klayman (1998-2001).....	39
Meagan Murray (1994-97).....	39
15. Lisa Miller (1990-93).....	38

Putouts

1. Christine Lux (2007-10).....	1,544
2. Jarrah Myers (1999-2002).....	1,337
3. Mallorie Lenn (2003-06).....	1,309
4. Stephanie Pinter (1991-94).....	1,177
5. Kris McCleary (1996-99).....	1,040
6. Sara Hayes (1992-95).....	964
7. Amy Folsom (1989-92).....	826
8. Meagan Ruthrauff (2003-06).....	812
9. Lisa Mattison (2000-03).....	768
10. Kelly Rowe (1995-98).....	655
11. Kathy Verneti (1989-91).....	597
12. Kristina Wright (2009-12).....	578
13. Dani Miller (2009-12).....	537

Career Records

Assists

1. Katie Laing (2005-2008).....	483
2. Ruth Kmak (1989-92).....	467
3. Heather Johnson (2007-11).....	403
4. Christy Connover (1991-94).....	393
5. Melanie Alkire (1998-2001).....	388
6. Meghan Murray (1994-97).....	381
7. Andria Bledsoe (2000-03).....	376
8. Linda Kohan (2006-09).....	338
9. Katie Fleury (2008-11).....	337
10. Brittney Bargar (2006-09).....	330
Kara McMahon (1994-97).....	330
12. Alexis Madrid (2000-03).....	323
13. Andrea Loman (2000-03).....	301
14. Sara Schoonaert (2003-06).....	281

Fielding percentage (minimum 150 chances)

1. Kristina Wright (2009-12).....	.994 (632/636)
2. Mallorie Lenn (2003-06).....	.992 (1407/1418)
Alexia Clay (2009-11).....	.992 (622/627)
Amy Folsom (1989-92).....	.992
Dani Miller (2009-12).....	.992 (615/620)
6. Christine Lux (2007-10).....	.991 (1611/1625)
Megan Ruthrauff (2003-06).....	.991 (949/958)
8. Amy Buntin (2010-present).....	.987 (441/447)
Gessica Hufnagle (2004-07).....	.984 (561/570)
10. Kris McCleary (1996-99).....	.981 (1199/1222)
11. Erin Marrone (2008-11).....	.978 (266/273)
12. Amy Laboe (1996-99).....	.977 (560/573)
Andrea Loman (2000-03).....	.977 (1030/1054)
14. Jarrah Myers (1999-2002).....	.976 (1529/1566)
Danielle Klayman (1998-2001).....	.976 (286/293)
Jenna Knudson (1993-96).....	.976 (160/164)
17. Lisa Mattison (2000-03).....	.975 (822/843)
Alexa Maldonado (2009-12).....	.969 (283/292)
19. Chloe Saganowich (2011-present).....	.948 (184/194)

Appearances

1. Brittney Bargar (2006-09).....	172
2. Heather Booth (2003-06).....	167
3. Steffany Stenglein (2002-05).....	154
4. Jody Valdivia (2008-11).....	137
5. Jennifer Sharron (1998-2001).....	134
6. Angela Bessolo (1996-99).....	125
7. Missy Linn (1989-92).....	122
8. Kelly Nichols (1995-98).....	116
Staci Alford (1990-93).....	116
10. Terri Kobata (1993-96).....	105
11. Joy Battersby (1994-97).....	99
12. Carrie Miller (2002-05).....	94
Kelly Nichols (1995-97).....	94

Games Started

1. Brittney Bargar (2006-09).....	137
2. Heather Booth (2003-06).....	135
3. Steffany Stenglein (2002-05).....	132
4. Jennifer Sharron (1998-2001).....	117
5. Jody Valdivia (2008-11).....	110
6. Missy Linn (1989-92).....	97
7. Terri Kobata (1993-96).....	94
8. Angela Bessolo (1996-99).....	90
9. Joy Battersby (1994-97).....	83
10. Laura Winter (2011-present).....	67
11. Staci Alford (1990-93).....	62
12. Carrie Miller (1991-94).....	54

Wins

1. Heather Booth (2003-06).....	96
2. Brittney Bargar (2006-09).....	92
3. Jennifer Sharron (1998-2001).....	88
4. Steffany Stenglein (2002-05).....	79
Terri Kobata (1993-96).....	79
6. Jody Valdivia (2008-11).....	75
7. Missy Linn (1989-92).....	73
8. Laura Winter (2011-present).....	54
9. Angela Bessolo (1996-99).....	53
10. Staci Alford (1990-93).....	48
11. Joy Battersby (1994-97).....	45

Complete Games

1. Brittney Bargar (2006-09).....	99
2. Heather Booth (2003-06).....	87
3. Jennifer Sharron (1998-2001).....	76
4. Missy Linn (1989-92).....	74
5. Terri Kobata (1993-96).....	65
6. Jody Valdivia (2008-11).....	62
7. Steffany Stenglein (2002-05).....	54
8. Staci Alford (1990-93).....	48
9. Laura Winter (2011-present).....	40
10. Angela Bessolo (1996-99).....	38
11. Joy Battersby (1994-97).....	34
12. Carrie Miller (1991-94).....	31

Shutouts

1. Terri Kobata (1993-96).....	42
2. Jennifer Sharron (1998-2001).....	38
3. Heather Booth (2003-06).....	32
4. Missy Linn (1989-92).....	29
5. Brittney Bargar (2006-09).....	27
6. Jody Valdivia (2008-11).....	24
7. Steffany Stenglein (2002-05).....	20
8. Angela Bessolo (1996-99).....	15
Staci Alford (1990-93).....	15
10. Kristin Schmidt (2001).....	13
11. Carrie Miller (1991-94).....	12

Combined Shutouts

1. Steffany Stenglein (2002-05).....	18
2. Carrie Wisen (2002-05).....	14
3. Heather Booth (2003-06).....	11
4. Jody Valdivia (2008-11).....	10
Brittany O'Donnell (2010-present).....	10
Kenya Fuemmelner (2004-07).....	10
7. Brittney Bargar (2006-09).....	9

Innings Pitched

1. Brittney Bargar (2006-09).....	931.0
2. Heather Booth (2003-06).....	901.1
3. Jennifer Sharron (1998-2001).....	772.1
4. Steffany Stenglein (2002-05).....	744.0
5. Missy Linn (1989-92).....	670.0
6. Jody Valdivia (2008-11).....	636.2
7. Terri Kobata (1993-96).....	630.1
8. Staci Alford (1990-93).....	568.1
9. Angela Bessolo (1996-99).....	562.2
10. Joy Battersby (1994-97).....	491.0
11. Laura Winter (2011-present).....	442.2
12. Kelly Nichols (1995-98).....	368.2

Winning percentage (minimum 15 decisions)

1. Kristin Schmidt (2001).....	.900 (27-3)
2. Terri Kobata (1993-96).....	.840 (79-15)
3. Melanie Alkire (1998-2001).....	.783 (18-5)
Laura Winter (2011-present).....	.783 (54-15)
5. Jody Valdivia (2008-11).....	.758 (75-24)
6. Carrie Wisen (2002-05).....	.757 (28-9)
Brittany O'Donnell (2010-present).....	.757 (28-9)
8. Jennifer Sharron (1998-2001).....	.752 (88-29)
9. Heather Booth (2003-06).....	.711 (96-39)
10. Steffany Stenglein (2002-05).....	.705 (79-33)
11. Michelle Moschel (1999-2000).....	.704 (19-8)
12. Brittney Bargar (2006-09).....	.643 (92-51)
13. Staci Alford (1990-93).....	.640 (48-27)
14. Kelly Nichols (1995-98).....	.628 (127-16)
15. Angela Bessolo (1996-99).....	.600 (39-26)

Earned Run Average (minimum 150.0 innings)

1. Kristin Schmidt (2001).....	0.55 (16/204.0)
2. Terri Kobata (1993-96).....	0.63 (57/630.1)
3. Jennifer Sharron (1998-2001).....	1.22 (135/772.1)
4. Staci Alford (1990-93).....	1.29 (105/568.1)
5. Missy Linn (1989-92).....	1.32 (126/670.0)
6. Heather Booth (2003-06).....	1.65 (213/901.1)
7. Angela Bessolo (1996-99).....	1.68 (135/562.2)
8. Michelle Moschel (1999-2000).....	1.73 (45/181.2)
9. Kelly Nichols (1995-98).....	1.82 (96/368.2)
10. Steffany Stenglein (2002-05).....	1.83 (194/744.0)
11. Carrie Miller (1991-94).....	1.85 (88/332.2)
12. Brittney Bargar (2006-09).....	1.92 (256/931.0)

Strikeouts

1. Terri Kobata (1993-96).....	907
2. Heather Booth (2003-06).....	845
3. Brittney Bargar (2006-09).....	819
4. Steffany Stenglein (2002-05).....	790
5. Jennifer Sharron (1998-2001).....	728
6. Jody Valdivia (2008-11).....	679
7. Laura Winter (2011-present).....	504
8. Angela Bessolo (1996-99).....	445
9. Staci Alford (1990-93).....	369
10. Missy Linn (1989-92).....	368
11. Kristin Schmidt (2001).....	247
12. Joy Battersby (1994-97).....	217
13. Brittany O'Donnell (2010-present).....	209
14. Michelle Moschel (1999-2000).....	202

Hits per 7.0 Innings (minimum 150.0 innings)

1. Terri Kobata (1993-96).....	3.16 (285/630.1)
2. Kristin Schmidt (2001).....	3.71 (108/204.0)
3. Steffany Stenglein (2002-05).....	4.58 (487/744.0)
4. Jennifer Sharron (1998-2001).....	4.75 (524/772.1)
5. Heather Booth (2003-06).....	4.96 (639/901.1)
6. Staci Alford (1990-93).....	5.32 (432/638.1)
7. Missy Linn (1989-92).....	5.42 (519/670.0)
8. Carrie Wisen (2002-05).....	5.63 (198/246.1)
9. Michelle Moschel (1999-2000).....	5.64 (146/181.2)
10. Angela Bessolo (1996-99).....	5.69 (457/562.2)

Walks per 7.0 Innings (minimum 150.0 innings)

1. Staci Alford (1990-93).....	0.81 (66/568.1)
2. Laura Winter (2011-present).....	0.87 (55/442.2)
3. Missy Linn (1989-92).....	1.07 (102/670.0)
4. Jennifer Sharron (1998-2001).....	1.30 (143/772.1)
5. Carrie Miller (1991-94).....	1.37 (63/332.2)
6. Kristin Schmidt (2001).....	1.44 (42/204.0)
7. Terri Kobata (1993-96).....	1.57 (141/630.1)
8. Brittney Bargar (2006-09).....	1.98 (263/931.0)
9. Michelle Moschel (1999-2000).....	2.00 (52/181.2)
10. Kelly Nichols (1995-98).....	2.11 (111/368.2)
11. Jody Valdivia (2008-11).....	2.29 (208/636.2)
12. Heather Booth (2003-06).....	2.49 (320/901.1)

Strikeouts per 7.0 Innings (minimum 150.0 innings)

1. Terri Kobata (1993-96).....	10.07 (907/630.1)
2. Kristin Schmidt (2001).....	8.48 (247/204.0)
3. Laura Winter (2011-present).....	7.97 (504/442.2)
4. Michelle Moschel (1999-2000).....	7.78 (202/181.2)
5. Jody Valdivia (2008-11).....	7.47 (679/636.2)
6. Steffany Stenglein (2002-05).....	7.43 (790/744.0)
7. Jennifer Sharron (1998-2001).....	6.60 (728/772.1)
8. Brittany O'Donnell (2010-present).....	6.29 (209/232.2)
9. Heather Booth (2003-06).....	6.56 (845/901.1)
10. Brittney Bargar (2006-09).....	6.16 (819/931.0)
11. Angela Bessolo (1996-99).....	5.54 (445/562.2)
12. Carrie Wisen (2002-05).....	5.31 (187/246.1)

Strikeout-To-Walk ratio (minimum 150.0 Innings)

1. Laura Winter (2011-present).....	9.16 (504/55)
2. Terri Kobata (1993-96).....	6.43 (907/141)
3. Kristin Schmidt (2001).....	5.88 (247/42)
4. Staci Alford (1990-93).....	5.59 (369/66)
5. Jennifer Sharron (1998-2001).....	5.09 (728/143)
6. Michelle Moschel (1999-2000).....	3.88 (202/52)
7. Missy Linn (1989-92).....	3.84 (368/102)
8. Jody Valdivia (2008-11).....	3.28 (679/208)
9. Brittney Bargar (2006-09).....	3.11 (819/263)
10. Steffany Stenglein (2002-05).....	2.80 (790/282)
11. Heather Booth (2003-06).....	2.64 (845/320)

Italics - Current player

Games played

1. Stephanie Brown (2004).....	69
Nicole defau (2004).....	69
Meagan Ruthrauff (2004).....	69
Sara Schoonaert (2004).....	69
5. Mallorie Lenn (2004).....	68
6. Megan Gollis (2004).....	67
Liz Hartmann (2004).....	67
Nicole Wicks (2004).....	67
9. Carissa Jaquish (2004).....	65
Sara Hayes (1992).....	65
Christy Conroyer (1992).....	65
Stephanie Pinter (1992).....	65
13. Jenn Giampaolo (1996).....	64
Meghan Murray (1996).....	64
Liz Perkins (1996).....	64
16. Linda Kohan (2006).....	63
Katie Laing (2006).....	63
Meagan Ruthrauff (2006).....	63
Sara Schoonaert (2006).....	63

At-bats

1. Stephanie Brown (2004).....	226
2. Jenn Giampaolo (1996).....	212
3. Meghan Murray (1996).....	209
4. Katie Laing (2006).....	205
5. Megan Gollis (2004).....	204
6. Sara Hayes (1992).....	203
7. Jenn Giampaolo (1998).....	202
8. Stephanie Brown (2006).....	201
Katie Marten (1996).....	201
Stephanie Pinter (1992).....	201

Batting average (minimum 50 at-bats)

1. Sadie Pitzberger (2011).....	.472 (42/89)
2. Erin Marrone (2010).....	.453 (24/53)
3. Meghan Murray (1997).....	.422 (81/192)
4. Alexa Maldonado (2011).....	.413 (74/179)
5. Stephanie Brown (2007).....	.406 (67/165)
6. Andrea Loman (2003).....	.402 (68/169)
7. Meghan Murray (1996).....	.402 (84/209)
8. Katie Marten (1995).....	.399 (67/168)
9. Megan Gollis (2004).....	.397 (81/204)
10. Sadie Pitzberger (2010).....	.397 (73/184)
11. Sara Hayes (1994).....	.394 (69/175)
12. Stephanie Brown (2006).....	.393 (79/201)
13. Christine Lux (2010).....	.392 (65/166)
14. Jenn Giampaolo (1996).....	.387 (82/212)
15. Heather Johnson (2011).....	.383 (67/175)
16. Jarrah Myers (2001).....	.380 (65/171)

Runs

1. Alexa Maldonado (2011).....	55
2. Katie Fleury (2010).....	54
3. Jarrah Myers (2002).....	52
Katie Marten (1996).....	52
5. Jenny Kriech (2001).....	50
6. Meghan Murray (1996).....	48
7. Stephanie Brown (2004).....	47
Andrea Loman (2002).....	47
9. Christine Lux (2010).....	46
Sadie Pitzberger (2010).....	46
11. Jenny Kriech (2000).....	45
Amy Buntin (2012).....	45
12. Alexia Clay (2011).....	44
Katie Fleury (2008).....	44
Stephanie Brown (2006).....	44
Megan Gollis (2002).....	44
16. Jarrah Myers (2001).....	43
Alexa Maldonado (2012).....	42

Hits

1. Meghan Murray (1996).....	84
2. Jenn Giampaolo (1996).....	82
3. Megan Gollis (2004).....	81
Meghan Murray (1997).....	81
5. Stephanie Brown (2006).....	79
Sadie Pitzberger (2010).....	73
Melanie Alkire (2000).....	73
8. Alexa Maldonado (2011).....	72
Megan Gollis (2005).....	72
Jenny Kriech (2001).....	72
Jenny Kriech (2000).....	72
Katie Marten (1997).....	72
13. Sara Hayes (1994).....	69
14. Meagan Ruthrauff (2006).....	68
Stephanie Brown (2004).....	68
Andrea Loman (2003).....	68
Katie Marten (1996).....	68

Doubles

1. Christine Lux (2010).....	17
Sadie Pitzberger (2010).....	17
Katie Laing (2005).....	17
Lizzy Lemire (1999).....	17
Jenn Giampaolo (1996).....	17
6. Katie Laing (2006).....	16
Meagan Ruthrauff (2005).....	16
Jenny Kriech (2002).....	16
9. Katie Fleury (2010).....	15
Meagan Ruthrauff (2006).....	15
Melanie Alkire (2000).....	15
Elizabeth Perkins (1997).....	15
Sara Hayes (1992).....	15
14. Alexa Maldonado (2011).....	14
Heather Johnson (2009).....	14
Andria Bledsoe (2001).....	14
Jenny Kriech (2000).....	14
Melanie Alkire (1998).....	14
Andy Keys (1995).....	14
Elizabeth Perkins (1994).....	14

Triples

1. Jenny Kriech (2001).....	10
2. Jenny Kriech (2000).....	8
Katie Marten (1997).....	8
4. Sadie Pitzberger (2010).....	6
Andy Keys (1993).....	6
6. Alexa Maldonado (2010).....	5
Megan Gollis (2002).....	5
Meghan Murray (1996).....	5

Home runs

1. Heather Johnson (2010).....	17
Christine Lux (2010).....	17
3. Dani Miller (2012).....	16
4. Christine Lux (2009).....	15
Christine Lux (2008).....	15
6. Jarrah Myers (2002).....	13
Melanie Alkire (2000).....	13
8. Heather Johnson (2011).....	12
Meagan Ruthrauff (2006).....	12
Andrea Loman (2002).....	12
Jarrah Myers (2000).....	12
Amy Buntin (2012).....	12
13. Dani Miller (2011).....	11
Linda Kohan (2009).....	11
Dani Miller (2009).....	11
Meagan Ruthrauff (2004).....	11
17. Dani Miller (2010).....	10
Melanie Alkire (1999).....	10
Sara Hayes (1994).....	10
20. Andrea Loman (2003).....	9
Liz Hartmann (2003).....	9
22. Stephanie Brown (2006).....	8

Mallorie Lenn (2006).....	8
Liz Hartmann (2004).....	8
Katey Haus (2012).....	8

RBI

1. Heather Johnson (2010).....	68
2. Heather Johnson (2011).....	68
Melanie Alkire (2000).....	64
4. Christine Lux (2010).....	62
5. Amy Buntin (2012).....	60
6. Dani Miller (2012).....	58
7. Meagan Ruthrauff (2004).....	54
8. Christine Lux (2009).....	51
9. Katie Laing (2008).....	50
10. Jarrah Myers (2002).....	49
11. Sara Hayes (1994).....	48
12. Jarrah Myers (2000).....	47
Meghan Murray (1996).....	47
Dani Miller (2009).....	46
15. Meagan Ruthrauff (2006).....	45
16. Andrea Loman (2002).....	43
Andria Bledsoe (2002).....	43
18. Christine Lux (2008).....	42
Andrea Loman (2003).....	42
Meghan Murray (1997).....	42

Slugging percentage (minimum 50 at bats)

1. Christine Lux (2010).....	.801 (133/166)
2. Heather Johnson (2010).....	.746 (132/177)
3. Christine Lux (2009).....	.695 (114/164)
Dani Miller (2012).....	.695 (114/164)
5. Melanie Alkire (2000).....	.665 (129/194)
6. Sara Hayes (1994).....	.662 (116/175)
7. Dani Miller (2009).....	.662 (90/136)
8. Jarrah Myers (2002).....	.661 (109/165)
9. Meagan Ruthrauff (2006).....	.657 (119/181)
10. Andrea Loman (2003).....	.657 (111/169)
11. Heather Johnson (2011).....	.651 (114/175)
Andrea Loman (2002).....	.651 (114/175)
13. Alexia Clay (2011).....	.625 (90/144)
14. Christine Lux (2008).....	.620 (103/166)
15. Jarrah Myers (2001).....	.620 (106/171)
Amy Buntin (2012).....	.616 (106/172)
17. Dani Miller (2010).....	.613 (87/142)
18. Meghan Murray (1997).....	.609 (117/192)
19. Sadie Pitzberger (2011).....	.607 (54/89)
20. Erin Marrone (2010).....	.604 (32/53)
21. Alexa Maldonado (2011).....	.592 (106/179)
22. Beth Northway (2009).....	.583 (77/132)

Walks

1. Linda Kohan (2008).....	39
2. Meagan Ruthrauff (2004).....	36
3. Katie Fleury (2010).....	32
Meagan Ruthrauff (2006).....	32
Alexa Ruthrauff (2008).....	31
Meagan Ruthrauff (2005).....	31
7. Jarrah Myers (2002).....	30
8. Andrea Loman (2002).....	27
Jarrah Myers (2001).....	27
10. Kelly Rowe (1997).....	26
Alexa Maldonado (2012).....	26
12. Christine Lux (2010).....	25
Beth Northway (2009).....	25
Andrea Loman (2000).....	25
15. Alexia Clay (2011).....	24
Christine Lux (2009).....	24
Mia Faust (1989).....	24
18. Stephanie Brown (2006).....	23

On-base percentage (minimum 50 at bats)

1. Erin Marrone (2010).....	.525 (32/61)
2. Jarrah Myers (2002).....	.483 (99/205)
3. Meagan Ruthrauff (2006).....	.477 (105/200)
4. Beth Northway (2009).....	.472 (77/163)
5. Christine Lux (2010).....	.467 (93/197)
6. Katie Fleury (2010).....	.472 (91/193)
7. Alexa Maldonado (2011).....	.468 (95/203)
Jarrah Myers (2001).....	.468 (95/203)
9. Sadie Pitzberger (2011).....	.467 (43/92)
10. Andrea Loman (2003).....	.466 (89/191)
11. Stephanie Brown (2007).....	.464 (85/183)
12. Alexia Clay (2011).....	.463 (81/175)
13. Andrea Loman (2002).....	.461 (94/204)
14. Linda Kohan (2008).....	.456 (88/193)
15. Stephanie Brown (2006).....	.454 (103/227)
16. Erin Marrone (2009).....	.450 (49/109)
17. Jenny Kriech (2001).....	.444 (99/223)
18. Sara Hayes (1994).....	.444 (87/196)

Stolen bases

1. Megan Gollis (2005).....	33
2. Kellie Middleton (2005).....	25
3. Katie Marten (1996).....	21
4. Alexa Maldonado (2011).....	20
Stephanie Brown (2006).....	20
Megan Gollis (2004).....	20
Katie Marten (1995).....	20
8. Jenny Kriech (2001).....	19
Kelsey Thornton (2012).....	19
10. Andrea Loman (2003).....	18
11. Kelsey Thornton (2010).....	17
Jenn Giampaolo (1998).....	17
Andrea Loman (2000).....	17
14. Katie Fleury (2011).....	16
Andrea Loman (2002).....	16
Jenny Kriech (2000).....	16
Jen Giampaolo (1996).....	16
Andrea Koller (1995).....	16

Stolen bases attempted

1. Megan Gollis (2005).....	39
2. Kellie Middleton (2005).....	29
3. Alexa Maldonado (2011).....	26
4. Jenny Kriech (2001).....	25
5. Stephanie Brown (2006).....	24
Megan Gollis (2004).....	24
Jenny Kriech (2000).....	24
8. Jen Giampaolo (1998).....	23
Katie Marten (1996).....	23
Kelsey Thornton (2012).....	23
11. Andrea Loman (2003).....	21
12. Kelsey Thornton (2010).....	20
Meghan Murray (1997).....	20

Putouts

1. Stephanie Pinter (1992).....	547
2. Jarrah Myers (2001).....	494
3. Amy Laboe (1999).....	472
4. Christine Lux (2008).....	463
5. Jarrah Myers (2000).....	449
6. Christine Lux (2009).....	443
7. Mallorie Lenn (2006).....	378
8. Christine Lux (2007).....	370
9. Lisa Mattison (2003).....	365
10. Meagan Ruthrauff (2004).....	362
Amy Buntin (2012).....	357
12. Sara Hayes (1995).....	353
13. Lisa Mattison (2002).....	350
14. Kristina Wright (2010).....	346

Season Records

Assists

1. Katie Laing (2008).....	159
2. Ruth Kmak (1992).....	144
3. Heather Johnson (2009).....	134
4. Katie Laing (2006).....	132
Christy Conroyer (1994).....	132
6. Meghan Murray (1997).....	129
7. Meghan Murray (1996).....	126
8. Meghan Murray (1995).....	126
Deb Boulac (1992).....	126
10. Melanie Alkire (1999).....	123
11. Sarah Mathison (1998).....	123
12. Jarrah Myers (1999).....	122
13. Lisa Tully (1998).....	122
14. Katie Laing (2007).....	115
15. Kara McMahon (1996).....	113

Fielding percentage (minimum 50 chances)

1. Dani Miller (2011).....	1.000 (210/210)
Erin Marrone (2008).....	1.000 (143/143)
Kristina Wright (2011).....	1.000 (97/97)
Sadie Pitzenger (2010).....	1.000 (87/87)
Alexa Maldonado (2010).....	1.000 (68/68)
Megan Ciolli (2002).....	1.000 (67/67)
Carrie Wisen (2002).....	1.000 (56/56)
Brinna Jorgensen (2010).....	1.000 (52/52)
Kelsey Thornton (2012).....	1.000 (53/53)
10. Christine Lux (2009).....	.998 (460/461)
11. Mallorie Lenn (2005).....	.997 (359/360)
12. Amy Folsom (1992).....	.996 (235/236)
13. Mallorie Lenn (2006).....	.995 (402/404)
14. Meagan Ruthrauff (2004).....	.995 (393/395)
15. Kristina Wright (2010).....	.995 (375/377)
Alexia Clay (2011).....	.994 (335/337)
Dani Miller (2012).....	.993 (284/286)
18. Jarrah Myers (2001).....	.992 (510/514)
19. Kristina Wright (2009).....	.992 (131/132)
20. Jarrah Myers (2002).....	.992 (378/381)
21. Elizabeth Perkins (1995).....	.992 (118/119)
22. Meagan Ruthrauff (2006).....	.991 (228/230)
23. Amy Buntin (2012).....	.990 (388/392)

Appearances

1. Brittney Bargar (2008).....	54
Steffany Stenglein (2002).....	54
3. Jody Valdivia (2010).....	49
4. Heather Booth (2006).....	48
5. Laura Winter (2012).....	46
6. Brittney Bargar (2007).....	44
Carrie Wisen (2002).....	44
8. Brittney Bargar (2009).....	42
Missy Linn (1989).....	42
10. Steffany Stenglein (2005).....	41
11. Heather Booth (2005).....	40
12. Jennifer Sharron (2000).....	39
13. Laura Winter (2011).....	39
14. Heather Booth (2003).....	38
15. Heather Booth (2004).....	37
Kelly Nichols (1995).....	37
Terri Kobata (1994).....	37

Games started

1. Steffany Stenglein (2002).....	47
2. Jody Valdivia (2010).....	44
3. Brittney Bargar (2007).....	44
4. Brittney Bargar (2008).....	39
Heather Booth (2006).....	39
Laura Winter (2012).....	39
6. Heather Booth (2004).....	36
7. Brittney Bargar (2009).....	34

8. Steffany Stenglein (2004).....	33
9. Jody Valdivia (2011).....	32
Jennifer Sharron (2001).....	32
Jennifer Sharron (2000).....	32
12. Steffany Stenglein (2005).....	31
13. Heather Booth (2005).....	30
Heather Booth (2003).....	30
Terri Kobata (1994).....	30

Wins

1. Jody Valdivia (2010).....	38
2. Brittney Bargar (2008).....	30
3. Laura Winter (2012).....	29
4. Heather Booth (2006).....	27
Steffany Stenglein (2002).....	27
Kristin Schmidt (2001).....	27
Jennifer Sharron (2001).....	27
8. Jennifer Sharron (2000).....	26
9. Laura Winter (2011).....	25
Heather Booth (2004).....	25
11. Terri Kobata (1995).....	24
Brittney Bargar (2009).....	24
13. Brittney Bargar (2007).....	23
Heather Booth (2005).....	23
Terri Kobata (1994).....	23
16. Missy Linn (1989).....	22
17. Steffany Stenglein (2005).....	21
Steffany Stenglein (2004).....	21

Complete games

1. Brittney Bargar (2008).....	32
2. Jody Valdivia (2010).....	31
3. Heather Booth (2004).....	30
4. Brittney Bargar (2009).....	28
Brittney Bargar (2007).....	28
Laura Winter (2012).....	28
7. Jennifer Sharron (2000).....	27
8. Heather Booth (2006).....	26
Jennifer Sharron (2001).....	26
10. Missy Linn (1989).....	25
11. Terri Kobata (1994).....	23
12. Steffany Stenglein (2004).....	22
Kristin Schmidt (2001).....	22
14. Missy Linn (1990).....	19
15. Jody Valdivia (2009).....	18
Heather Booth (2005).....	18
Staci Alford (1990).....	18
18. Terri Kobata (1993).....	17

Shutouts

1. Jody Valdivia (2010).....	16
2. Terri Kobata (1994).....	15
3. Jennifer Sharron (2001).....	14
4. Kristin Schmidt (2001).....	13
5. Terri Kobata (1993).....	12
Jennifer Sharron (2000).....	12
7. Heather Booth (2006).....	11
Heather Booth (2004).....	11
9. Brittney Bargar (2009).....	10
10. Brittney Bargar (2007).....	9
Terri Kobata (1995).....	9
Missy Linn (1989).....	9
13. Brittney Bargar (2008).....	8
Steffany Stenglein (2005).....	8

Innings pitched

1. Brittney Bargar (2008).....	291.1
2. Jody Valdivia (2010).....	264.2
3. Laura Winter (2012).....	263.1
4. Heather Booth (2006).....	261.2
5. Brittney Bargar (2007).....	252.0
6. Steffany Stenglein (2002).....	250.2
7. Heather Booth (2004).....	241.2
8. Brittney Bargar (2009).....	236.2
9. Jennifer Sharron (2000).....	229.2
10. Missy Linn (1989).....	212.2
11. Heather Booth (2005).....	209.2
12. Terri Kobata (1994).....	206.1
13. Kristin Schmidt (2001).....	204.0
14. Jennifer Sharron (2001).....	197.2
15. Steffany Stenglein (2005).....	195.2

Winning percentage (minimum 10 decisions)

1. Terri Kobata (1996).....	.933 (14-1)
2. Brittany O'Donnell (2011).....	.909 (10-1)
3. Kristin Schmidt (2001).....	.900 (27-3)
4. Jennifer Sharron (2001).....	.871 (27-4)
5. Laura Winter (2011).....	.862 (25-4)
6. Terri Kobata (1995).....	.857 (24-4)
Terri Kobata (1993).....	.857 (18-3)
8. Jody Valdivia (2010).....	.844 (38-7)
9. Melanie Alkire (1998).....	.800 (8-2)
10. Jody Valdivia (2009).....	.792 (19-5)
11. Jennifer Sharron (2000).....	.788 (26-7)
12. Carrie Wisen (2002).....	.773 (17-5)
13. Terri Kobata (1994).....	.767 (23-7)
14. Steffany Stenglein (2005).....	.750 (21-7)

Earned run average (minimum 50.0 innings)

1. Terri Kobata (1993).....	.051
2. Terri Kobata (1995).....	.051
3. Kristin Schmidt (2001).....	.055
4. Terri Kobata (1994).....	.064
5. Jennifer Sharron (2000).....	.088
6. Terri Kobata (1996).....	.097
7. Kelly Nichols (1998).....	1.03
8. Steffany Stenglein (2005).....	1.07
9. Jennifer Sharron (2001).....	1.13
10. Carrie Miller (1993).....	1.19

Strikeouts

1. Terri Kobata (1994).....	315
2. Steffany Stenglein (2005).....	310
3. Laura Winter (2012).....	288
4. Jody Valdivia (2010).....	274
5. Heather Booth (2006).....	258
6. Terri Kobata (1995).....	250
7. Kristin Schmidt (2001).....	247
8. Jennifer Sharron (2000).....	246
9. Brittney Bargar (2008).....	244
10. Brittney Bargar (2007).....	243
11. Heather Booth (2004).....	225
12. Jennifer Sharron (2001).....	224
13. Laura Winter (2011).....	216
Steffany Stenglein (2002).....	216
15. Terri Kobata (1993).....	213

Strikeouts per 7.0 innings (minimum 50.0 innings)

1. Steffany Stenglein (2005).....	11.09 (310/195.2)
2. Terri Kobata (1993).....	10.86 (213/137.1)
3. Terri Kobata (1994).....	10.69 (315/206.1)
4. Terri Kobata (1995).....	9.81 (250/178.1)
5. Kristin Schmidt (2001).....	8.48 (247/204.0)
6. Laura Winter (2011).....	8.44 (216/179.1)
7. Terri Kobata (1996).....	8.34 (129/108.1)
8. Jody Valdivia (2008).....	8.23 (129/109.2)
9. Michelle Moschel (2000).....	8.02 (149/130.0)
10. Jennifer Sharron (2001).....	7.93 (224/197.2)
11. Laura Winter (2012).....	7.66 (288/263.1)
12. Jody Valdivia (2011).....	7.54 (111/103.0)
13. Jennifer Sharron (2000).....	7.50 (246/229.2)

Strikeout-to-Walk ratio (minimum 50.0 innings)

1. Terri Kobata (1993).....	13.31 (213/16)
2. Michelle Moschel (1999).....	7.57 (53/7)
3. Laura Winter (2011).....	7.45 (216/29)
4. Laura Winter (2012).....	7.2 (288/40)
5. Staci Alford (1990).....	6.93 (104/15)
6. Jennifer Sharron (2000).....	6.83 (246/36)
7. Jennifer Sharron (2001).....	6.40 (224/35)
8. Terri Kobata (1994).....	6.18 (315/51)
9. Staci Alford (1992).....	6.00 (108/18)
10. Staci Alford (1991).....	6.00 (96/16)
11. Kristin Schmidt (2001).....	5.88 (247/42)
12. Terri Kobata (1996).....	5.16 (129/25)

Hits per 7.0 innings (minimum 50.0 innings)

1. Terri Kobata (1993).....	1.94 (38/137.1)
2. Terri Kobata (1994).....	2.78 (82/206.1)
3. Terri Kobata (1995).....	3.30 (84/178.1)
4. Steffany Stenglein (2005).....	3.33 (93/195.2)
5. Kristin Schmidt (2001).....	3.71 (108/204.0)
6. Jennifer Sharron (2000).....	4.18 (137/229.2)
7. Steffany Stenglein (2004).....	4.38 (120/191.2)
8. Carrie Miller (1991).....	4.53 (61/94.1)
9. Jennifer Sharron (2001).....	4.64 (131/197.2)
10. Michelle Moschel (2000).....	4.74 (88/130.0)

Walks per 7.0 innings (minimum 50.0 innings)

1. Laura Winter (2012).....	0.69 (26/263.1)
2. Staci Alford (1992).....	0.71 (18/176.2)
3. Staci Alford (1990).....	0.73 (15/143.2)
4. Staci Alford (1991).....	0.77 (16/146.0)
5. Terri Kobata (1993).....	0.82 (16/137.1)
6. Missy Linn (1989).....	0.86 (26/212.2)
7. Missy Linn (1991).....	0.87 (20/160.2)
8. Michelle Moschel (1999).....	0.95 (7/51.2)
9. Carrie Miller (1993).....	1.09 (11/70.1)
10. Jennifer Sharron (2000).....	1.10 (36/229.2)
11. Laura Winter (2011).....	1.13 (29/179.1)
12. Staci Alford (1993).....	1.17 (107/102.0)

Italics - Current player

Batting average

1. 2010.....	343
2. 2011.....	330
3. 2001.....	318
4. 1997.....	311
5. 2000.....	307
6. 2012.....	306
7. 2003.....	300
1999.....	300
9. 2002.....	299
10. 1998.....	298
11. 2009.....	297
12. 1996.....	294
13. 2005.....	293
1995.....	293
15. 2006.....	291
16. 1994.....	292
17. 2008.....	280
18. 2004.....	278
19. 2007.....	268
20. 1989.....	263

Runs

1. 2010.....	369
2. 2011.....	333
3. 2002.....	318
4. 2009.....	310
5. 2001.....	308
6. 2000.....	300
7. 1996.....	296
8. 2012.....	293
9. 2003.....	286
10. 2008.....	279
11. 2004.....	276
12. 1999.....	264
13. 2006.....	263
14. 1997.....	259
15. 1994.....	250
16. 2005.....	249
17. 1995.....	244
18. 1989.....	234
19. 1998.....	231
20. 2007.....	202

Hits

1. 1996.....	522
2. 2001.....	521
3. 2010.....	510
4. 2000.....	506
1999.....	506
6. 1997.....	500
7. 2006.....	492
8. 2004.....	490
9. 2002.....	482
10. 2011.....	480
11. 1995.....	475
12. 1994.....	466
13. 2005.....	463
14. 2003.....	461
15. 1998.....	458
16. 2012.....	457
17. 2009.....	455
18. 2008.....	440
19. 1992.....	418
20. 1991.....	381

Doubles

1. 2010.....	103
2. 2001.....	98
3. 2005.....	94
4. 2009.....	90
5. 2006.....	89
2004.....	89
7. 1997.....	83
8. 2011.....	82
2000.....	82
10. 1994.....	80
11. 1999.....	79
12. 1996.....	76
13. 1998.....	72
14. 2003.....	71
15. 2008.....	67
2002.....	67
17. 2007.....	64
18. 2012.....	63
19. 1995.....	60
20. 1991.....	47

Triples

1. 2001.....	27
2. 2010.....	20
3. 2000.....	18
4. 1995.....	16
5. 1996.....	14
6. 2004.....	13

1998.....	13
1993.....	13
1991.....	13
10. 2011.....	12
2009.....	12
1992.....	12
1990.....	12
14. 2005.....	11
2003.....	11
1997.....	11
17. 2008.....	9
2002.....	9
1994.....	9
20. 1989.....	8

Home runs

1. 2010.....	75
2. 2009.....	66
3. 2002.....	54
2012.....	54
5. 2011.....	52
6. 2003.....	49
7. 2006.....	44
8. 2008.....	42
9. 2004.....	39
10. 2000.....	36
11. 1999.....	29
12. 2001.....	25
13. 2005.....	22
14. 1994.....	17
15. 2007.....	14
1997.....	14
17. 1995.....	11
18. 1993.....	9
19. 1992.....	7
1990.....	7

RBI

1. 2010.....	337
2. 2011.....	291
3. 2009.....	282
4. 2002.....	278
5. 2000.....	271
6. 2012.....	266
7. 2001.....	261
8. 2008.....	247
9. 2003.....	242
10. 2004.....	240
11. 2006.....	239
12. 1996.....	237
13. 1997.....	225
14. 1999.....	224
15. 2005.....	218
16. 1994.....	216
17. 1995.....	201
18. 1998.....	188
19. 2007.....	179
20. 1989.....	156

Total bases

1. 2010.....	878
2. 2009.....	767
3. 2001.....	748
4. 2011.....	742
5. 2000.....	732
6. 2002.....	729
7. 2006.....	725
8. 2004.....	722
9. 2003.....	701
10. 2012.....	696
11. 1999.....	686
12. 2008.....	651
13. 1997.....	647
14. 2005.....	645
15. 1996.....	644
16. 1994.....	615
17. 1995.....	600
18. 1998.....	568
19. 1992.....	514
20. 2007.....	473

Slugging percentage

1. 2010.....	590
2. 2011.....	511
3. 2009.....	501
4. 2012.....	466
5. 2001.....	457
6. 2003.....	456
7. 2002.....	452
8. 2000.....	444
9. 2006.....	428
10. 2008.....	415
11. 2004.....	409
12. 2005.....	408
13. 1999.....	406

14. 1997.....	402
15. 1995.....	370
16. 1994.....	386
17. 1998.....	368
18. 1996.....	362
19. 2007.....	350
20. 1990.....	322

Walks

1. 2009.....	152
2. 2008.....	148
3. 2010.....	147
4. 2006.....	144
5. 1989.....	142
6. 2011.....	137
7. 2004.....	136
8. 2002.....	133
9. 1998.....	130
10. 2012.....	129
11. 1997.....	128
12. 2001.....	122
13. 1996.....	120
14. 2005.....	118
15. 2000.....	117
16. 2007.....	116
17. 1991.....	114
18. 1994.....	112
19. 1995.....	111
20. 2003.....	110

Strikeouts

1. 1998.....	93
2. 1990.....	110
3. 1993.....	119
4. 1996.....	120
5. 1989.....	124
6. 1991.....	137
7. 1992.....	146
8. 1997.....	150
9. 1994.....	156
10. 1995.....	160
11. 2001.....	188
12. 1999.....	194
13. 2000.....	195
14. 2011.....	197
15. 2005.....	213
16. 2010.....	221
17. 2003.....	226
18. 2012.....	235
19. 2009.....	238
20. 2007.....	247

On-base percentage

1. 2010.....	.409
2. 2011.....	.397
3. 2001.....	.373
4. 2009.....	.371
5. 1997.....	.367
2012.....	.367
7. 2002.....	.360
8. 2003.....	.357
2000.....	.357
1998.....	.357
11. 2008.....	.356
2006.....	.356
13. 1999.....	.350
14. 2005.....	.348
15. 1996.....	.338
16. 2007.....	.336
2004.....	.336
18. 1995.....	.331
1994.....	.331
20. 1989.....	.317

Stolen bases

1. 1996.....	112
2. 2005.....	101
3. 2000.....	86
4. 2003.....	85
5. 2004.....	80
6. 2002.....	79
7. 2001.....	78
8. 1998.....	74
9. 2011.....	73
1995.....	73
11. 2010.....	69
1999.....	69
13. 1990.....	63
14. 2008.....	60
15. 2012.....	58
16. 1997.....	56
17. 2006.....	54
18. 1989.....	52
19. 2009.....	51
20. 1994, 1993, 1991.....	49

Stolen bases attempted

1. 2005.....	134
2. 1996.....	132
3. 2000.....	116
4. 2001.....	109
5. 2004.....	105
6. 2003.....	104
7. 2002.....	99
8. 1998.....	97
9. 2011.....	95
10. 1999.....	91
11. 1995.....	87
12. 1997.....	86
13. 2010.....	84
14. 2006.....	76
15. 2008.....	75
16. 1990.....	73
2012.....	73
18. 1994.....	69
19. 1991.....	66
20. 1993.....	65

Fielding percentage

1. 2010.....	978
2. 2006.....	977
3. 2003.....	974
4. 2011.....	972
5. 2002.....	971
6. 2007.....	969
2005.....	969
8. 2004.....	968
1993.....	968
2012.....	968
11. 2000.....	967
2001.....	967
2009.....	967
14. 1995.....	964
1994.....	964
16. 2008.....	960
17. 1999.....	952
18. 1992.....	951
19. 1991.....	949
20. 1990.....	948

Earned run average

1. 2001.....	0.89
2. 1993.....	1.16
3. 2000.....	1.24
4. 1991.....	1.34
5. 2005.....	1.36
6. 1995.....	1.41
7. 1992.....	1.42
8. 1996.....	1.46
9. 2004.....	1.51
10. 1990.....	1.53
11. 1999.....	1.69
12. 2009.....	1.72
13. 1998.....	1.74
14. 1989.....	1.88
15. 1997.....	1.89
16. 2008.....	1.90
17. 1994.....	1.91
18. 2002.....	1.93
19. 2006.....	2.13
20. 2007.....	2.37

Complete games

1. 2004.....	52
2. 2001.....	48
3. 2009.....	46
4. 1990.....	41
5. 1992.....	40
6. 2008.....	39
2000.....	39
1994.....	39
9. 1991.....	38
10. 2006.....	37
1989.....	37
12. 2007.....	36
1997.....	36
14. 2012.....	35
15. 2005.....	34
16. 2010.....	33
17. 1993.....	29
18. 1996.....	27
19. 1998.....	24
1995.....	24

Shutouts

1. 2001.....	33
2. 1999.....	32
3. 2000.....	30
4. 2004.....	25
5. 2002.....	23
6. 2010.....	21
1996.....	21
8. 2006.....	20
1995.....	20
1994.....	20
11. 2005.....	19
1993.....	19
1991.....	19
14. 1998.....	18
15. 2003.....	17
16. 2008.....	15
1990.....	15
18. 2011.....	14
19. 2009.....	13
1992.....	13

Saves

1. 1999.....	10
1996.....	10
3. 2011.....	9
1998.....	9
5. 1995.....	8
6. 2007.....	5
2005.....	5
2000.....	5
1993.....	5
10. 2003.....	4
2002.....	4
1997.....	4
1994.....	4
1991.....	4
15. 2010.....	3
1992.....	3
2012.....	3
18. 2009.....	2
2006.....	2
20. 2004, 2001, 1990.....	1

Innings pitched

1. 1992.....	467.1
2. 2004.....	463.2
3. 1996.....	440.0
4. 2006.....	430.1
5. 2005.....	422.0
6. 1999.....	421.1
7. 1995.....	413.0
8. 2000.....	412.1
9. 2001.....	408.0
10. 1991.....	407.0
11. 2008.....	405.0
12. 1997.....	404.0
1994.....	404.0
14. 2002.....	401.2
15. 2009.....	396.0
16. 1998.....	385.1
17. 2012.....	379.1
18. 2003.....	373.0
19. 2011.....	372.0
20. 2010.....	369.0

Hits allowed

1. 2005.....	249
2001.....	249
3. 2000.....	255
4. 1990.....	274
5. 2003.....	286
6. 1995.....	298
7. 2002.....	302
1989.....	302
9. 1994.....	305
10. 2010.....	308
11. 2007.....	309
1991.....	309
13. 2008.....	317
14. 1998.....	318
15. 2009.....	319
16. 2004.....	327
17. 2012.....	330
18. 1993.....	340
19. 1999.....	344
20. 1996.....	345

Runs allowed

1. 2001.....	71
2. 1993.....	89
3. 2000.....	99
4. 1990.....	101
5. 2005.....	116
6. 1991.....	123
7. 2004.....	129
8. 2002.....	132
1995.....	132
10. 1992.....	134
11. 1996.....	144
12. 1999.....	146
1989.....	146
14. 2009.....	153
2007.....	153
2003.....	153
17. 1998.....	155
18. 2010.....	156
19. 2008.....	158
20. 2006, 2012.....	161

Strikeouts

1. 2005.....	527
2. 2001.....	477
3. 2004.....	437
4. 2000.....	431
5. 2006.....	426
6. 2011.....	413
7. 1994.....	376
8. 2010.....	375
2008.....	375
2012.....	375
11. 1996.....	362
12. 1999.....	349
13. 1995.....	344
14. 2009.....	340
2007.....	340
16. 2002.....	341
17. 1993.....	316
18. 2003.....	274
19. 1997.....	249
20. 1998.....	245

Opponent batting average

1. 1993.....	.166
2. 2005.....	.168
3. 2001.....	.170
4. 2000.....	.175
5. 1995.....	.197
6. 2004.....	.198
7. 1992.....	.203
8. 2002.....	.204
9. 1991.....	.205
10. 1994.....	.206
11. 2008.....	.210
12. 1996.....	.211
13. 2003.....	.212
14. 1990.....	.215
15. 2009.....	.216
16. 1999.....	.217
17. 1998.....	.218
18. 2006.....	.222
19. 2010.....	.223
1989.....	.223

INDIVIDUAL

Offense

At-Bats

7.....	Sadie Pitztenberger – vs. St. John's (4.5.08)
	Katie Marten – vs. Loyola-Chicago (4.13.95)
	Amy Folsom – vs. Loyola-Chicago (4.25.92)
	Lisa Miller – vs. Loyola-Chicago (4.25.92)
	Stephanie Pinter – vs. Loyola-Chicago (4.25.92)

Runs

4.....	Sadie Pitztenberger – vs. Toledo (3.18.09)
	Megan Ciolli – vs. Valparaiso (4.23.03)
	Jarah Myers – vs. New Mexico State (2.16.02)
	Liz Goetz – vs. Robert Morris (3.11.94)
	Ruth Kmak – vs. Loyola-Chicago (4.16.90)

Hits

5.....	Jenn Giampaolo – vs. Cleveland State (4.22.95)
	Kathy Verneti – vs. Saint Louis (4.22.90)

RBI

7.....	Christine Lux – vs. Wisconsin (4.29.10)
	Christine Lux – vs. Eastern Michigan (4.9.08)
	Meagan Ruthrauff – vs. Pittsburgh (4.9.06)

Doubles

3.....	Heather Johnson – vs. Seton Hall (3.25.07)
	Sara Hayes – vs. Missouri-Kansas City (4.12.92)

Triples

2.....	Nicole Wicks – vs. Syracuse (4.10.04)
	Jenny Kriech – twice, last vs. Boston College (4.29.01)
	Lisa Tully – vs. St. John's (4.19.98)
	Lizzy Lemire – vs. Canisius (2.27.98)
	Katie Marten – vs. Providence (4.6.97)
	Meghan Murray – vs. Seton Hall (4.28.96)
	Sara Hayes – vs. Butler (5.11.94)
	Mia Faust – vs. Butler (3.27.89)

Home runs

3.....	Meagan Ruthrauff – vs. Pittsburgh (4.9.06)
2.....	Brianna Jorgensborg – vs. St. John's (4.30.11)
	Alexa Maldonado – vs. Providence (4.29.12)
	Dani Miller – vs. Pittsburgh (5.5.12)
	Dani Miller – vs. Providence (4.30.09)
	Christine Lux – twice, last vs. Valparaiso (4.9.09)
	Linda Kohan – vs. Wisconsin (4.16.08)
	Katie Laing – vs. Seton Hall (4.6.08)
	Liz Hartmann – three times, last vs. Louisiana-Lafayette (2.28.03)
	Andria Bledsoe – vs. Louisiana-Lafayette (2.28.03)
	Jarah Meyers – three times, last vs. Virginia Tech (4.30.02)
	Lisa Mattison – vs. Providence (4.29.02)
	Melanie Alkire – twice, last vs. Connecticut (4.7.00)
	Andrea Loman – vs. Texas (3.17.00)
	Elizabeth Perkins – vs. Rutgers (5.4.97)
	Sara Hayes – twice – last vs. Wright State (4.15.95)

Stolen bases

4.....	Ruth Kmak – vs. Loyola-Chicago (4.16.90)
4.....	Heather Johnson – at USF (4.27.11)
	Mia Faust – vs. Bethel (4.12.89)

Pitching

13.0	Staci Alford – vs. Saint Louis (4.22.90)
------------	--

Strikeouts

19	Steffany Stenglein – vs. Seton Hall (4.25.05)
----------	---

Defense

Putouts

21	Stephanie Pinter – vs. Loyola-Chicago (4.25.92)
----------	---

Assists

14	Terri Kobata – vs. Michigan (2.24.95)
----------	---------------------------------------

SEASON

Overall

Most games.....	69 (2004)
Most wins.....	54 (2001)
Most losses.....	30 (1992)
Winning percentage.....	.885 / 54-7 (2001)
Consecutive wins.....	33 (3.28 - 5.10.01)
Consecutive losses.....	7 (4.21 - 4.29.07)
Most home wins.....	24 (1996)
Most home losses.....	7 (1989, 1992, 1995)
Longest home winning streak.....	25 (3.28.01 - 4.14.02)
Longest home losing streak.....	4 (4.29 - 5.5.95)
Highest home winning percentage.....	1.000 / 19-0 (2010)
	1.000 / 18-0 (2001)
Lowest home winning percentage.....	.589 / 10-7 (1989)
Most shutouts.....	30 (2001)
Most consecutive shutouts.....	8 (4.7 - 4.19.01)
Most games shut out.....	15 (1992)
Most consecutive games shut out.....	4 (3.17 - 3.20.92)

Offense

Average.....	.343 (2010)
At-bats.....	1,778 (1996)
Runs.....	369 (2010)
Hits.....	522 (1996)
Doubles.....	103 (2010)
Triples.....	27 (2001)
Home runs.....	75 (2010)
Total bases.....	878 (2010)
Walks.....	152 (2009)
Stolen bases.....	112 (1996)
Attempted steals.....	134 (2005)

Pitching

Lowest ERA.....	0.89 (2001)
Complete games.....	52 (2004)
Shutouts.....	30 (2001)
No-hitters.....	8 (2004)
Innings pitched.....	469.1 (1992)
Strikeouts.....	527 (2005)
Strikeouts / game.....	8.74 (2005)

Defense

Fielding percentage.....	.978 (2010)
Fewest errors.....	36 (1993)
Double plays.....	22 (2004)

GAME

Overall

Largest winning margin.....	18-0
	vs. Robert Morris (3.11.94)
Largest losing margin.....	0-16
	vs. Arizona (3.6.99)
Longest games (innings).....	16.0
	vs. Rutgers (4.11.12)

Offense

Runs scored.....	18
	vs. Robert Morris (3.11.94)
Runs allowed.....	16
	vs. Arizona (3.6.99)
Runs combined.....	25
	Notre Dame (15) / Bethel (10) (3.12.89)
Hits.....	21
	twice, last vs. Pittsburgh (4.9.06)
Combined hits.....	32
	Notre Dame (21) / Pittsburgh (11) (4.9.06)

No-Hitters

Staci Alford vs. Butler - 4.5.90

6.0 IP, 3 R, 4 K, 0 BB	R	H	E
Notre Dame	1	1	5
Butler	3	0	1

Missy Linn vs. St. Mary's - 4.28.90

5.0 IP, 6 K, 0 BB	R	H	E
Saint Mary's	0	0	1
Notre Dame	1	4	0

Missy Linn vs. Evansville - 3.30.91

7.0 IP, 0 K, 1 BB	R	H	E
Notre Dame	5	3	0
Evansville	0	0	4

Missy Linn vs. Evansville - 4.5.92

7.0 IP, 5 K, 0 BB	R	H	E
Notre Dame	1	3	1
Evansville	0	0	1

Terri Kobata vs. Dayton - 4.12.93

7.0 IP, 5 K, 0 BB	R	H	E
Dayton	0	0	1
Notre Dame	3	6	1

Miller / Linn vs. St. Joseph's - 4.17.91

Miller: 5.0 IP, 4 K, 0 BB	R	H	E
Linn: 2.0 IP, 3 K, 0 BB	R	H	E
Saint Joseph's	0	0	4
Notre Dame	2	5	2

Terri Kobata vs. Bowling Green - 4.20.93

7.0 IP, 11 K, 0 BB	R	H	E
Notre Dame	3	7	0
Bowling Green	0	0	1

Terri Kobata vs. Loyola-Chicago - 4.22.93

7.0 IP, 9 K, 0 BB	R	H	E
Notre Dame	3	7	0
Loyola-Chicago	0	0	1

Terri Kobata vs. Northern Illinois - 4.27.93

7.0 IP, 11 K, 1 BB	R	H	E
Notre Dame	1	3	0
Northern Illinois	0	0	1

Terri Kobata vs. Butler - 5.7.93

7.0 IP, 14 K, 0 BB	R	H	E
Notre Dame	3	7	0
Butler	0	0	1

Terri Kobata vs. Robert Morris - 3.11.94

5.0 IP, 12 K, 0 BB	R	H	E
Notre Dame	18	18	0
Robert Morris	0	0	5

Terri Kobata vs. Indiana State - 3.19.94

7.0 IP, 17 K, 0 BB	R	H	E
Notre Dame	4	6	0
Indiana State	0	0	3

Terri Kobata vs. Indiana State - 3.20.94

4.0 IP, 11 K, 2 BB	R	H	E
Indiana State	0	0	2
Notre Dame	7	9	0

Terri Kobata vs. Evansville - 4.9.94

5.0 IP, 6 K, 0 BB	R	H	E
Evansville	0	0	0
Notre Dame	9	11	1

Terri Kobata vs. Detroit - 4.10.94

6.0 IP, 9 K, 0 BB	R	H	E
Notre Dame	8	15	0
Detroit	0	0	2

Terri Kobata vs. Butler - 4.16.94

7.0 IP, 12 K, 2 BB	R	H	E
Notre Dame	1	8	2
Butler	0	0	1

Terri Kobata vs. Loyola-Chicago - 4.22.94

6.0 IP, 11 K, 0 BB	R	H	E
Loyola-Chicago	0	0	1
Notre Dame	1	6	1

Terri Kobata vs. Loyola-Chicago - 5.12.94

Midwestern Collegiate Conference Tournament	R	H	E
6.0 IP, 11 K, 0 BB	R	H	E
Loyola-Chicago	0	0	0
Notre Dame	5	8	0

Terri Kobata vs. Butler - 4.2.95

7.0 IP, 17 K, 0 BB	R	H	E
Notre Dame	7	11	0
Butler	0	0	1

Kobata / Nichols vs. Detroit - 5.11.95

Midwestern Collegiate Conference Tournament	R	H	E
Kobata: 4.0 IP, 4 K, 1 BB	R	H	E
Nichols: 3.0 IP, 3 K, 2 BB	R	H	E
Detroit	0	0	3
Notre Dame	6	5	1

Angela Bessolo vs. Valparaiso - 4.18.96

5.0 IP, 7 K, 0 BB	R	H	E
Valparaiso	0	0	4
Notre Dame	8	11	1

Joy Battersby vs. St. John's - 4.21.96

5.0 IP, 3 K, 1 BB	R	H	E
St. John's	0	0	0
Notre Dame	13	13	0

Bessolo / Alkire vs. UT-Martin - 2.26.98

Bessolo: 3.0 IP, 2 K, 2 BB	R	H	E
Alkire: 3.0 IP, 5 K, 0 BB	R	H	E
UT-Martin	0	0	0
Notre Dame	8	12	0

Jennifer Sharron vs. St. John's - 3.31.01

5.0 IP, 11 K, 0 BB	R	H	E
St. John's	0	0	1
Notre Dame	8	9	2

Kristin Schmidt vs. Toledo - 4.25.01

7.0 IP, 15 K, 1 BB	R	H	E
Toledo	0	0	1
Notre Dame	1	6	0

Stenglein / Wisen vs. Valparaiso - 4.9.02

Stenglein: 3.0 IP, 5 K, 1 BB	R	H	E
Wisen: 4.0 IP, 5 K, 1 BB	R	H	E
Valparaiso	0	0	2
Notre Dame	4	11	0

Steffany Stenglein vs. Virginia Tech - 4.20.02

5.0 IP, 6 K, 0 BB	R	H	E
Virginia Tech	0	0	1
Notre Dame	8	8	0

Steffany Stenglein at Valparaiso - 3.23.04

6.0 IP, 14 K, 0 BB	R	H	E
Notre Dame	9	13	0
Valparaiso	0	0	2

Booth / Wisen vs. Valparaiso - 3.30.05

Booth: 2.0 IP, 5 K, 0 BB	R	H	E
Wisen: 3.0 IP, 3 K, 0 BB	R	H	E
Notre Dame	10	10	0
Valparaiso	0	0	2

Booth / Fuemmeler vs. Western Michigan - 3.26.06

Booth: 4.0 IP, 5 K, 3 BB	R	H	E
Fuemmeler: 3.0 IP, 0 K, 2 BB	R	H	E
Notre Dame	5	9	1
Western Michigan	0	0	1

Brittney Bargar vs. Connecticut - 4.1.06

8.0 IP, 6 K, 1 BB	R	H	E
Connecticut	1	0	1
Notre Dame	2	6	2

Heather Booth vs. Rutgers - 4.23.06

5.0 IP, 4 K, 0 BB	R	H	E
Rutgers	0	0	0
Notre Dame	8	14	0

Bargar / Fuemmeler vs. Ball State - 4.18.07

Bargar: 6.0 IP, 7 K, 2 BB	R	H	E
Fuemmeler: 1.0 IP, 1 K, 0 BB	R	H	E
Ball State	0	0	3
Notre Dame	3	6	0

Brittney Bargar vs. Loyola-Chicago - 5.1.07

7.0 IP, 10 K, 0 BB	R	H	E
Loyola-Chicago	0	0	0
Notre Dame	5	10	0

Brittney Bargar vs. Syracuse - 5.4.08

7.0 IP, 3 K, 2 BB	R	H	E
Notre Dame	8	8	1
Syracuse	0	0	2

Brittney Bargar vs. Kent State - 5.16.08

NCAA Tournament	R	H	E
6.0 IP, 4 K, 3 BB	R	H	E
Kent State	1	0	2
Notre Dame	9	7	0

Jody Valdivia at Seton Hall - 3.27.10

5.0 IP, 9 K, 1 BB	R	H	E
Notre Dame	12	7	0
Seton Hall	0	0	2

Laura Winter at USF - 4.27.11

7.0 IP, 9 K, 1 BB	R	H	E
Notre Dame	1	3	0
USF	0	0	0

Laura Winter vs. DePaul - 4.21.12

7.0 IP, 8 K, 1 BB	R	H	E
DePaul	0	0	3
Notre Dame	3	6	0

NO-HITTER BREAKDOWN

Date	Pitcher	Opponent	Score
4.5.90	Staci Alford	Butler	L, 1-3
4.28.90	Missy Linn	St. Mary's	W, 1-0
3.30.91	Missy Linn	Evansville	W, 5-0
4.5.92	Missy Linn	Evansville	W, 1-0
4.12.93	Terri Kobata	Dayton	W, 3-0
4.17.93	Miller / Linn	Saint Joseph's	W, 5-0
4.20.93	Terri Kobata	Bowling Green	W, 3-0
4.22.93	Terri Kobata	Loyola-Chicago	W, 3-0
4.27.93	Terri Kobata	Northern Illinois	W, 1-0
5.7.93	Terri Kobata	Butler	W, 3-0
3.11.94	Terri Kobata	Robert Morris	W, 18-0
3.19.94	Terri Kobata	Indiana State	W, 4-0
3.30.94	Terri Kobata	Indiana State	W, 7-0
4.9.94	Terri Kobata	Evansville	W, 9-0
4.10.94	Terri Kobata	Detroit	W, 8-0
4.16.94	Terri Kobata	Butler	W, 1-0
4.22.94	Terri Kobata	Loyola-Chicago	W, 1-0
*5.12.94	Terri Kobata	Loyola-Chicago	W, 5-0
4.2.95	Terri Kobata	Butler	W, 7-0
5.11.95	Kobata / Nichols	Detroit	W, 6-0
4.18.96	Angela Bessolo	Valparaiso	W, 8-0
4.21.96	Joy Battersby	St. John's	W, 13-0
2.26.98	Bessolo / Alkire	UT-Martin	W, 8-0
3.31.01	Jennifer Sharron	St. John's	W, 8-0
4.25.01	Kristin Schmidt	Toledo	W, 1-0
4.9.02	Stenglein / Wisen	Valparaiso	W, 4-0
4.20.02	Steffany Stenglein	Valparaiso Tech	W, 8-0
3.23.04	Steffany Stenglein	Valparaiso	W, 9-0
3.30.05	Booth / Wisen	Vaparaíso	W, 10-0
3.26.06	Booth / Fuemmeler	Western Michigan	W, 5-0
4.1.06	Brittney Bargar	Connecticut	W, 2-1
*4.23.06	Heather Booth	Rutgers	W, 8-0
4.18.07	Bargar / Fuemmeler	Ball State	W, 3-0
5.1.07	Brittney Bargar	Loyola-Chicago	W, 5-0
5.4.08	Brittney Bargar	Syracuse	W, 8-0
5.16.08	Brittney Bargar	Kent State	W, 9-1
3.27.10	Jody Valdivia	Seton Hall	W, 12-0
4.27.11	Laura Winter	USF	W, 1-0
4.21.12	Laura Winter	DePaul	W, 3-0

* - perfect game

Player	Solo	Combined	Total
Terri Kobata	14	1	15
Brittney Bargar	4	1	5
Missy Linn	3	1	4
Steffany Stenglein	2	1	3
Heather Booth	1	2	3
Angela Bessolo	1	1	2
Kenya Fuemmeler	0	2	2
Carrie Wisen	0	2	2
Laura Winter	2	0	2
Staci Alford	1	0	1
Joy Battersby	1	0	1
Kristin Schmidt	1	0	1
Jennifer Sharron	1	0	1
Jody Valdivia	1	0	1
Melanie Alkire	0	1	1
Carrie Miller	0	1	1
Kelly Nichols	0	1	1
Totals	32	7 (14)	46
Season	Solo	Combined	Total
1990	2	0	2
1991	1	0	1
1992	1	0	1
1993	5	1	6
1994	8	0	8
1995	1	1	2
1996	2	0	2
1999	0	1	1
2001	2	0	2
2002	1	1	2
2004	1	0	1
2005	0	1	1
2006	2	1	3
2007	1	1	2
2008	2	0	2
2010	1	0	1
2011	1	0	1
2012	1	0	1
Totals	32	7	39

OFFENSIVE

Season	Batting average	Runs	Hits	RBI	Stolen bases
2012	.360 - Amy Buntin	45 - Amy Buntin	62 - Amy Buntin	60 - Amy Buntin	19 - Kelsey Thornton
2011	.472 - Sadie Pitzenberger	55 - Alexa Maldonado	74 - Alexa Maldonado	64 - Heather Johnson	20 - Alexa Maldonado
2010	.453 - Erin Marrone	54 - Katie Fleury	73 - Sadie Pitzenberger	68 - Heather Johnson	17 - Kelsey Thornton
2009	.356 - Northway / Johnson	40 - Christine Lux	63 - Heather Johnson	51 - Christine Lux	13 - Christine Farrell
2008	.370 - Sarah Smith	44 - Katie Fleury	60 - Sarah Smith	50 - Katie Laing	10 - Fleury / Pitzenberger
2007	.406 - Stephanie Brown	40 - Stephanie Brown	67 - Stephanie Brown	35 - Heather Johnson	13 - Stephanie Brown
2006	.393 - Stephanie Brown	44 - Stephanie Brown	79 - Stephanie Brown	45 - Meagan Ruthrauff	20 - Stephanie Brown
2005	.373 - Megan Ciolli	42 - Megan Ciolli	72 - Megan Ciolli	36 - Meagan Ruthrauff	33 - Megan Ciolli
2004	.397 - Megan Ciolli	47 - Stephanie Brown	81 - Megan Ciolli	54 - Meagan Ruthrauff	20 - Megan Ciolli
2003	.402 - Andrea Loman	43 - Andrea Loman	68 - Andrea Loman	42 - Andrea Loman	18 - Andrea Loman
2002	.377 - Andrea Loman	52 - Jarrah Myers	67 - Ciolli / Kriech	49 - Jarrah Myers	16 - Andrea Loman
2001	.380 - Jarrah Myers	50 - Jenny Kriech	72 - Jenny Kriech	41 - Jarrah Myers	19 - Jenny Kriech
2000	.376 - Melanie Alkire	45 - Jenny Kriech	73 - Melanie Alkire	64 - Melanie Alkire	16 - Jenny Kriech
1999	.351 - Lizzy Lemire	40 - Amy Laboe	67 - Melanie Alkire	37 - Alkire / Myers	12 - Kriech / Eimen
1998	.343 - Danielle Klayman	30 - Amy Laboe	64 - Jennifer Giampaolo	36 - Melanie Alkire	17 - Jennifer Giampaolo
1997	.422 - Meghan Murray	38 - Meghan Murray	81 - Meghan Murray	42 - Meghan Murray	13 - Meghan Murray
1996	.402 - Meghan Murray	52 - Katie Marten	84 - Meghan Murray	47 - Meghan Murray	21 - Katie Marten
1995	.399 - Katie Marten	38 - Katie Marten	67 - Katie Marten	67 - Sara Hayes	18 - Katie Marten
1994	.394 - Sara Hayes	33 - Sara Hayes	69 - Sara Hayes	69 - Sara Hayes	10 - Amy Rueter
1993	.329 - Sara Hayes	24 - Sara Hayes	54 - Sara Hayes	26 - Christy Connoyer	12 - Lisa Miller
1992	.296 - Sara Hayes	20 - Sara Hayes	60 - Sara Hayes	27 - Sara Hayes	4 - Lisa Miller
1991	.339 - Christy Connoyer	26 - Megan Fay	45 - Carrie Miller	23 - Carrie Miller	10 - Fay / Miller
1990	.311 - Megan Fay	23 - Ruth Kmak	46 - Megan Fay	20 - Kathy Verneti	12 - Lisa Miller
1989	.305 - Megan Fay	32 - Megan Fay	47 - Megan Fay	25 - Rachel Crossen	11 - Marie Liddy

PITCHING

Season	ERA	Wins	Innings pitched	Strikeouts
2012	2.18 - Laura Winter	29 - Laura Winter	263.1 - Laura Winter	288 - Laura Winter
2011	2.42 - Laura Winter	25 - Laura Winter	179.1 - Laura Winter	216 - Laura Winter
2010	1.98 - Jody Valdivia	38 - Jody Valdivia	264.2 - Jody Valdivia	274 - Jody Valdivia
2009	1.72 - Brittney Bargar	24 - Brittney Bargar	236.2 - Brittney Bargar	175 - Brittney Bargar
2008	1.47 - Brittney Bargar	30 - Brittney Bargar	291.1 - Brittney Bargar	244 - Brittney Bargar
2007	2.06 - Brittney Bargar	23 - Brittney Bargar	252.0 - Brittney Bargar	243 - Brittney Bargar
2006	1.71 - Heather Booth	27 - Heather Booth	261.1 - Heather Booth	258 - Heather Booth
2005	1.07 - Steffany Stenglein	23 - Heather Booth	209.2 - Heather Booth	310 - Steffany Stenglein
2004	1.39 - Steffany Stenglein	25 - Heather Booth	241.2 - Heather Booth	225 - Heather Booth
2003	1.67 - Carrie Wisen	21 - Heather Booth	188.2 - Heather Booth	158 - Heather Booth
2002	1.93 - Steffany Stenglein	27 - Steffany Stenglein	250.2 - Steffany Stenglein	216 - Steffany Stenglein
2001	0.55 - Kristin Schmidt	27 - Sharron / Schmidt	204.0 - Kristin Schmidt	247 - Kristin Schmidt
2000	0.88 - Jennifer Sharron	26 - Jennifer Sharron	229.2 - Jennifer Sharron	246 - Jennifer Sharron
1999	1.20 - Jennifer Sharron	20 - Jennifer Sharron	186.1 - Jennifer Sharron	172 - Jennifer Sharron
1998	1.03 - Kelly Nichols	15 - Jennifer Sharron	158.2 - Jennifer Sharron	94 - Angela Bessolo
1997	1.46 - Angela Bessolo	15 - Angela Bessolo	153.0 - Angela Bessolo	112 - Angela Bessolo
1996	0.97 - Terri Kobata	19 - Angela Bessolo	172.2 - Angela Bessolo	137 - Angela Bessolo
1995	0.51 - Terri Kobata	24 - Terri Kobata	178.1 - Terri Kobata	250 - Terri Kobata
1994	0.64 - Terri Kobata	23 - Terri Kobata	206.1 - Terri Kobata	315 - Terri Kobata
1993	0.51 - Terri Kobata	18 - Terri Kobata	138.0 - Terri Kobata	213 - Terri Kobata
1992	0.99 - Staci Alford	13 - Staci Alford	178.1 - Staci Alford	108 - Staci Alford
1991	1.22 - Missy Linn	16 - Missy Linn	162.1 - Missy Linn	96 - Staci Alford
1990	1.32 - Staci Alford	15 - Staci Alford	149.1 - Missy Linn	104 - Staci Alford
1989	1.28 - Missy Linn	22 - Missy Linn	214.1 - Missy Linn	127 - Missy Linn

Year-By-Year Team Statistics

OFFENSIVE

Season	W-L	Win Pct.	Batting Avg.	Runs / G	Slugging Pct.	OB Pct.	SB / G	SB Pct.	BB / G	SO / G	AB / SO
2012	40-16	.714	.306	5.23	.466	.367	1.04	.443	2.30	4.20	6.36
2011	46-11	.807	.330	5.84	.511	.397	1.28	.768	2.40	3.46	7.38
2010	47-12	.797	.343	6.25	.590	.409	1.17	.821	2.49	3.76	6.73
2009	43-17	.717	.297	5.17	.501	.371	0.85	.800	2.53	3.97	6.43
2008	38-22-1	.631	.280	4.57	.415	.356	0.98	.800	2.43	4.75	5.41
2007	32-24	.571	.268	3.61	.350	.336	0.75	.764	2.07	4.41	5.48
2006	42-21	.667	.291	4.17	.428	.356	0.86	.710	2.29	4.53	5.93
2005	46-15	.754	.293	4.08	.408	.348	1.65	.753	1.93	3.49	7.41
2004	49-20	.710	.278	4.00	.409	.336	1.16	.761	1.97	4.27	5.98
2003	38-17	.691	.300	5.20	.456	.357	1.55	.817	2.00	4.11	6.80
2002	44-17	.721	.299	5.21	.452	.360	1.29	.798	2.18	4.31	6.14
2001	54-7	.885	.318	5.04	.457	.373	1.28	.715	2.00	3.08	8.70
2000	47-14	.770	.307	4.92	.444	.357	1.40	.741	1.92	3.20	8.45
1999	42-20	.677	.300	4.26	.406	.350	1.11	.758	1.73	3.13	8.70
1998	34-22	.607	.298	4.13	.369	.357	1.32	.762	2.32	1.66	16.55
1997	35-25	.583	.311	4.32	.402	.367	0.93	.651	2.13	2.50	10.73
1996	48-16	.750	.294	4.63	.362	.338	1.75	.848	1.88	2.19	12.70
1995	40-19	.678	.293	4.14	.370	.339	1.24	.839	1.88	2.71	10.14
1994	41-20	.672	.292	4.10	.386	.341	0.80	.710	1.84	2.56	10.22
1993	36-13	.735	.258	3.41	.326	.361	1.00	.754	1.57	2.43	11.08
1992	34-30-1	.530	.237	2.57	.292	.339	0.29	.452	1.58	2.25	12.07
1991	38-22	.633	.246	6.35	.293	.292	0.82	.742	1.90	2.28	11.31
1990	32-15-1	.677	.258	3.63	.322	.313	1.31	.863	2.29	2.15	12.36
1989	31-23	.574	.263	4.33	.309	.317	0.96	.867	2.63	2.30	11.16

PITCHING

Season	ERA	CG	SHO	H / G	R / G	SO / G	BB / G	SO / BB	WP	HB	Opp. BA Avg.
2012	2.51	35	10	5.89	2.88	6.70	1.55	4.31	8	24	.228
2011	2.78	19	14	6.07	2.88	7.25	1.79	4.04	12	24	.241
2010	2.64	31	26	5.22	2.64	6.36	2.69	2.36	10	41	.223
2009	1.94	46	13	5.32	2.55	5.67	1.92	2.96	22	34	.216
2008	1.90	39	13	5.20	2.59	6.15	2.07	2.98	21	27	.210
2007	2.37	36	15	5.52	2.73	6.07	2.02	3.01	19	23	.225
2006	2.13	26	11	5.60	2.55	6.76	2.79	2.42	19	29	.222
2005	1.36	34	23	4.08	1.90	8.63	2.44	3.53	20	24	.168
2004	1.51	52	21	4.74	1.87	6.33	2.17	2.91	16	32	.198
2003	2.38	16	10	5.20	2.78	4.98	3.11	1.60	25	15	.212
2002	1.93	19	15	4.95	2.16	5.59	2.39	2.33	27	19	.204
2001	0.89	48	30	4.08	1.16	7.81	1.39	5.61	6	25	.170
2000	1.24	39	24	4.18	1.62	7.07	1.77	3.99	15	29	.175
1999	1.69	22	21	5.55	2.36	5.63	1.77	3.17	25	26	.218
1998	1.74	24	14	5.68	2.77	4.38	2.39	1.83	32	28	.218
1997	1.89	36	8	6.77	3.27	4.31	2.62	1.65	20	9	.247
1996	1.46	27	21	5.39	2.25	5.66	2.20	2.57	32	8	.210
1995	1.41	24	20	5.05	2.24	5.83	2.36	2.47	22	5	.197
1994	1.91	39	20	5.00	2.67	5.00	2.20	2.81	30	15	.206
1993	1.16	29	19	4.14	1.82	6.45	1.14	5.64	17	11	.166
1992	1.41	40	14	5.34	2.06	3.73	1.17	3.20	7	10	.203
1991	1.34	38	15	5.15	2.05	3.70	0.92	4.04	10	6	.203
1990	1.53	41	16	5.71	2.10	4.71	1.54	3.05	7	4.00	.215
1989	1.88	37	13	5.59	2.70	3.20	1.94	1.65	1	4.00	.223

DEFENSIVE

Season	PO	A	E	Fielding Pct.	DP	Season	PO	A	E	Fielding Pct.	DP
2012	1138	334	48	.968	9	2000	1237	438	57	.967	18
2011	1115	331	41	.972	8	1999	1264	526	91	.952	12
2010	1107	293	31	.978	7	1998	1156	548	97	.946	16
2009	1188	516	59	.967	20	1997	1212	540	97	.948	8
2008	1215	565	74	.960	18	1996	1320	533	103	.947	20
2007	1088	535	52	.969	14	1995	1239	463	64	.964	12
2006	1291	495	42	.977	16	1994	1212	452	63	.964	17
2005	1264	381	53	.969	14	1993	817	287	36	.968	12
2004	1391	452	60	.968	22	1992	1403	634	105	.951	14
2003	1119	451	42	.974	16	1991	1221	502	92	.949	17
2002	1205	473	50	.971	15	1990	1018	388	77	.948	9
2001	1224	351	54	.967	10	1989	1071	434	95	.941	10

1989 (31-23)

Home: 10-7 / Away: 15-6 / Neutral: 6-10
Midwestern Collegiate regular season - 1st (8-5)
Midwestern Collegiate Tournament - 3rd
Head Coach: Brian Boulac
Captains: Barbara Mooney, Mia Faust

(Evansville, Ind.)

3.8	vs. Kentucky Wesleyan	W, 8-4
3.9	at Southern Indiana	L, 1-6
3.9	vs. Kentucky Wesleyan	W, 3-1
3.9	at Southern Indiana	W, 1-0
3.10	vs. Bradley	L, 1-5
3.10	vs. Indiana State	L, 0-3
3.11	vs. Kentucky Wesleyan	L, 1-3
3.11	vs. Evansville	W, 5-1

3.23	St. Joseph's (Ind.)	W, 1-0
3.23	St. Joseph's (Ind.)	W, 3-2
3.25	*Dayton	L, 2-4
3.25	*at Butler	L, 1-2 (10)
3.27	*at Butler	W, 4-0
3.27	*at Butler	W, 3-2
3.29	*at Detroit	W, 2-0
3.29	*at Detroit	L, 5-6
3.31	*Loyola-Chicago	W, 5-1
3.31	*Loyola-Chicago	W, 12-2
4.1	Wisconsin-Green Bay	L, 0-2
4.1	Wisconsin-Green Bay	L, 5-6
4.5	at St. Francis	L, 0-3
4.5	at St. Francis	L, 2-3

Midwestern Collegiate Conference Tournament (Indianapolis, Ind.)

4.7	vs. Butler	W, 7-6
4.7	vs. Detroit	L, 0-1 (8)
4.8	vs. Loyola-Chicago	W, 5-4 (8)
4.8	vs. Dayton	W, 2-0
4.9	vs. Saint Louis	L, 1-3

4.11	Saint Mary's	W, 10-0
4.11	Saint Mary's	W, 4-2
4.12	at Bethel	W, 15-10
4.12	at Bethel	W, 13-2
4.13	at Valparaiso	L, 0-1 (8)
4.13	at Valparaiso	W, 4-3
4.17	at Illinois-Chicago	W, 2-0 (9)
4.17	at Illinois-Chicago	L, 0-3
4.19	Southwestern Michigan	W, 6-0
4.19	Southwestern Michigan	W, 9-1

Windy City Classic (Chicago, Ill.)

4.21	vs. Wisconsin-Green Bay	L, 1-2
4.21	vs. Loyola-Chicago	L, 3-5
4.22	vs. DePaul	L, 1-10
4.22	vs. Drake	L, 3-4
4.23	vs. Northern Iowa	L, 0-2

4.24	at Grace College	W, 6-0
4.24	at Grace College	W, 4-2 (8)
4.26	at Southwestern Michigan	W, 5-0
4.29	at Marquette	W, 10-0
4.29	at Marquette	W, 11-8
4.30	at Saint Mary's	W, 11-0
4.30	at Saint Mary's	W, 13-0
5.2	DePaul	L, 0-7
5.2	DePaul	L, 2-4
5.3	North Central	W, 12-2
5.3	North Central	W, 8-5
5.4	Valparaiso	L, 2-3

*Midwestern Collegiate contest

1990 (32-15-1)

Home: 13-3-1 / Away: 11-9 / Neutral: 8-3
Midwestern Collegiate regular season - 1st (9-3)
Midwestern Collegiate Tournament - 1st
Head Coach: Brian Boulac
Captains: Ruth Kmak, Kathy Verneti

3.4	at Indiana	L, 3-7
3.4	at Indiana	L, 0-4

Houston Games (Houston, Texas)

3.13	at Sam Houston State	L, 4-5
3.13	at Sam Houston State	L, 0-8
3.13	vs. Temple	W, 8-1
3.14	vs. Western Illinois	L, 1-3
3.14	vs. Western Illinois	L, 3-5
3.15	vs. Pima C.C.	W, 6-0
3.15	vs. Pima C.C.	W, 4-0
3.17	vs. Akron	L, 0-5
3.17	vs. Akron	W, 1-0
3.24	*Detroit	W, 1-0
3.24	*Detroit	W, 1-0
3.26	at Valparaiso	W, 4-3 (9)
3.26	at Valparaiso	W, 4-3 (9)
3.31	at Bradley	W, 1-0 (8)
3.31	at Bradley	L, 4-5
4.4	*Evansville	L, 0-1
4.4	*Evansville	W, 4-0
4.5	*at Butler	W, 4-0
4.5	*at Butler	L, 1-3
4.6	*at Saint Louis	L, 2-3 (10)
4.6	*at Saint Louis	W, 2-0

St. Francis Invitational (Joliet, Ill.)

4.7	vs. Wisconsin-Parkside	W, 2-0
4.7	at St. Francis	W, 1-0
4.8	vs. Mount Mercy	W, 3-2
4.8	vs. Valparaiso	W, 7-1

4.11	at DePaul	L, 1-6
4.11	at DePaul	L, 2-3
4.16	*at Loyola-Chicago	W, 4-0
4.16	*at Loyola-Chicago	W, 15-1
4.17	at St. Joseph's (Ind.)	W, 10-5
4.17	at St. Joseph's (Ind.)	W, 3-2
4.18	*Dayton	W, 5-0
4.18	*Dayton	W, 4-3

Midwestern Collegiate Conference Tournament (Dayton, Ohio)

4.22	at Dayton	W, 2-1
4.22	vs. Saint Louis	W, 3-2 (13)
4.23	St. Francis	W, 5-1
4.23	St. Francis	W, 4-2
4.24	Loyola-Chicago	W, 9-1
4.24	Loyola-Chicago	W, 11-0
4.25	Grace College	W, 9-2
4.25	Grace College	L, 0-2
4.28	Saint Mary's	W, 1-0
4.29	Marquette	W, 5-2
4.29	Marquette	W, 9-2
5.1	DePaul	L, 1-5
5.1	DePaul	T, 0-0 (11)

*Midwestern Collegiate contest

1991 (38-22)

Home: 13-2 / Away: 10-9 / Neutral: 15-11
Midwestern Collegiate regular season - 2nd (15-3)
Midwestern Collegiate Tournament - 1st
Head Coach: Brian Boulac
Captain: Rachel Crossen

3.9	at Miami (Ohio)	L, 0-3
3.9	at Miami (Ohio)	L, 2-4

Houston Games (Houston, Texas)

3.10	vs. Pittsburgh State	L, 1-4
3.10	vs. Upper Iowa	W, 5-0
3.11	vs. Iowa State	L, 1-9
3.11	vs. Iowa State	L, 1-3
3.12	vs. North Carolina	W, 3-1
3.12	vs. Washburn	L, 1-3
3.13	vs. Iowa State	L, 4-5 (8)
3.13	vs. Temple	W, 1-0

Sycamore Classic (Terra Haute, Ind.)

3.15	vs. Bowling Green	W, 4-2
3.15	at Indiana State	L, 1-5
3.15	vs. Eastern Illinois	L, 2-3
3.16	at Indiana State	W, 5-0
3.16	vs. Eastern Illinois	L, 2-3

3.20	at Bowling Green	L, 0-7
3.20	at Bowling Green	L, 2-4
3.22	*Loyola-Chicago	W, 2-1
3.22	*Loyola-Chicago	W, 12-1
3.24	*Saint Louis	W, 2-1
3.24	*Saint Louis	W, 1-0
3.25	Valparaiso	W, 8-0
3.25	Valparaiso	W, 2-1 (9)
3.28	at Ball State	W, 5-3 (8)
3.28	at Ball State	L, 0-3
3.30	*at Evansville	W, 7-0
3.30	*at Evansville	W, 5-0

Southern Invitational (Birmingham, Ala.)

4.5	vs. UNC-Charlotte	W, 1-0
4.5	vs. Sanford	W, 4-1
4.6	vs. #12 Florida State	L, 0-7
4.6	vs. #11 South Carolina	L, 1-3
4.6	vs. Winthrop	L, 1-2

4.11	DePaul	W, 1-0
4.11	DePaul	W, 2-0
4.13	*at Detroit	L, 0-1 (8)
4.13	*at Detroit	L, 0-1
4.16	Indiana State	W, 4-0
4.16	Indiana State	L, 1-6
4.17	St. Joseph's (Ind.)	W, 2-0
4.17	St. Joseph's (Ind.)	W, 8-2
4.18	*at Loyola-Chicago	W, 8-1
4.18	*at Loyola-Chicago	W, 12-0
4.20	*at Dayton	W, 8-1
4.20	*at Dayton	W, 4-2
4.24	*Butler	W, 1-0
4.24	*Butler	W, 1-0
4.29	Illinois-Chicago	W, 2-0
4.29	Illinois-Chicago	W, 3-1
5.1	at DePaul	L, 0-4
5.1	at DePaul	W, 2-1
5.2	*Detroit	W, 2-1
5.2	*Detroit	L, 1-2
5.12	at Wright State	W, 9-0
5.12	at Wright State	W, 4-2

(Indianapolis, Ind.)

5.14	*vs. Dayton	W, 5-0
5.14	*vs. Loyola-Chicago	W, 2-1 (8)

Midwestern Collegiate Conference Tournament (Indianapolis, Ind.)

5.15	vs. Detroit	L, 1-3
5.15	vs. Butler	W, 5-4
5.15	vs. Detroit	W, 9-3
5.15	vs. Detroit	W, 2-0

*Midwestern Collegiate contest

Year-By-Year Results

1992 (34-30-1)

Home: 9-1-1 / Away: 7-8 / Neutral: 18-21-1
Midwestern Collegiate regular season - 1st (7-3)
Midwestern Collegiate Tournament - 2nd
Head Coach: Brian Bouloc
Captains: Amy Folsom, Ruth Kmak

Southern Illinois Tournament (Carbondale, Ill.)

3.7	vs. Bowling Green	L, 0-4
3.7	at Southern Illinois	L, 0-3
3.8	vs. Western Illinois	L, 3-5
3.8	vs. Bowling Green	W, 4-1

Tampa Games (Tampa, Fla.)

3.11	vs. Rhode Island	W, 6-1
3.11	vs. Rhode Island	W, 7-2
3.12	vs. Oklahoma	W, 1-0 (8)
3.12	vs. Oklahoma	L, 0-3
3.14	vs. Rhode Island	W, 15-7
3.14	vs. Rhode Island	W, 1-0 (9)
3.15	vs. Princeton	W, 4-0
3.15	vs. Army	W, 4-0
3.17	Bowling Green	L, 0-3
3.17	Bowling Green	L, 0-1 (9)

Sycamore Classic (Terre Haute, Ind.)

3.20	vs. Ball State	L, 0-3
3.20	at Indiana State	L, 0-5
3.20	vs. Wisconsin-Green Bay	W, 4-2
3.21	at Indiana State	W, 2-1
3.21	vs. Ball State	L, 3-4 (9)

Southern Invitational (Birmingham, Ala.)

3.27	vs. #9 South Carolina	W, 4-1
3.27	vs. #22 North Carolina	L, 1-3
3.27	vs. Georgia Tech	W, 6-2
3.28	vs. Winthrop	L, 3-7
3.28	vs. Winthrop	W, 3-2
3.28	vs. #7 SW Louisiana State	L, 1-4
3.31	Saint Xavier	W, 2-1
4.3	*Detroit	W, 1-0
4.4	*Detroit	L, 3-5 (10)
4.5	*Evansville	W, 2-0
4.5	*Evansville	W, 1-0
4.7	at Northern Illinois	W, 1-0 (8)
4.7	at Northern Illinois	L, 0-2
4.8	at Western Michigan	L, 2-7
4.8	at Western Michigan	L, 1-4

Creighton Invitational (Omaha, Neb.)

4.11	vs. Nebraska	L, 0-2
4.11	at Creighton	W, 2-1 (8)
4.12	vs. Missouri-Kansas City	W, 10-1
4.12	vs. DePaul	W, 2-1 (8)
4.14	at Valparaiso	W, 2-0
4.14	at Valparaiso	W, 10-0
4.16	DePaul	L, 0-1
4.16	DePaul	L, 0-2
4.22	*at Butler	W, 7-0
4.22	*at Butler	L, 1-2
4.24	Northeast Illinois	W, 2-1 (11)
4.24	Northeast Illinois	W, 2-0
4.25	*Loyola-Chicago	L, 0-1 (15)
4.25	*Loyola-Chicago	W, 6-0
4.26	at Eastern Illinois	L, 3-4
4.26	at Eastern Illinois	L, 0-1
4.28	Indiana State	L, 1-2
4.28	Indiana State	T, 6-6 (11)
4.30	at DePaul	L, 0-1
4.30	at DePaul	W, 2-0
5.1	*Dayton	W, 9-4
5.1	*Dayton	W, 7-1

Midwestern Collegiate Conference Tournament (Indianapolis, Ind.)

5.12	vs. Evansville	W, 2-1
5.13	vs. Detroit	L, 1-2
5.13	vs. Evansville	W, 1-0
5.13	vs. Detroit	L, 0-5

National Invitational Classic (Macomb, Ill.)

5.16	vs. DePaul	L, 3-5
5.17	vs. Northeast Louisiana	W, 1-0
5.17	vs. Coastal Carolina	W, 3-0
5.18	vs. Western Illinois	L, 0-3
5.18	vs. Northern Illinois	L, 2-3

* Midwestern Collegiate contest

1993 (36-13)

Home: 10-2 / Away: 11-4 / Neutral: 15-7
Midwestern Collegiate regular season - 1st (8-2)
Midwestern Collegiate Tournament - 1st
Head Coach: Liz Miller
Captains: Staci Alford, Ronny Alvarez

Sacramento State Tournament (Sacramento, Calif.)

3.5	vs. Long Beach State	L, 2-6
3.5	vs. San Jose State	W, 4-0
3.5	at Sacramento State	L, 0-7
3.6	vs. Oregon	L, 2-5
3.6	vs. St. Mary's (Calif.)	W, 6-1
3.6	vs. St. Mary's (Calif.)	W, 1-0
3.7	at Sacramento State	L, 0-1

South Florida Tournament (Tampa, Fla.)

3.10	vs. Central Michigan	W, 3-2 (8)
3.10	vs. Central Michigan	W, 4-0
3.12	vs. Sam Houston State	L, 0-4
3.12	vs. Connecticut	W, 3-2
3.12	vs. North Carolina	W, 5-0
3.14	vs. Temple	L, 1-2 (9)
3.14	vs. Miami (Ohio)	W, 3-1
3.26	vs. South Florida	L, 2-3 (8)
3.26	vs. Mercer	W, 8-0
3.30	Indiana	W, 7-1
3.30	Indiana	L, 1-3 (8)
3.31	Western Michigan	W, 4-1

Illinois State Tournament (Normal, Ill.)

4.3	vs. DePaul	L, 1-2
4.3	vs. Wisconsin-Green Bay	W, 3-2
4.4	at Illinois State	W, 5-3
4.4	vs. DePaul	W, 1-0
4.6	at Michigan State	W, 5-1
4.6	at Michigan State	W, 3-0
4.10	at DePaul	W, 3-0
4.10	at DePaul	L, 7-9
4.12	*at Dayton	W, 3-0
4.12	*at Dayton	L, 7-8
4.14	Valparaiso	W, 4-0
4.18	*La Salle	W, 4-0
4.18	*La Salle	W, 3-1
4.20	at Bowling Green	W, 3-0
4.20	at Bowling Green	W, 1-0
4.22	*at Loyola-Chicago	W, 3-0
4.22	*at Loyola-Chicago	W, 7-6 (9)

(Evansville, Ind.)

4.24	*vs. Detroit	W, 1-0
4.24	*vs. Detroit	L, 3-4
4.27	Northern Illinois	W, 1-0
4.27	Northern Illinois	L, 2-5 (13)
5.1	Indiana State	W, 6-0
5.2	Indiana State	W, 2-0
5.7	*Butler	W, 6-0
5.7	*Butler	W, 3-0
5.9	at Eastern Illinois	W, 5-2
5.9	at Eastern Illinois	W, 12-2

Midwestern Collegiate Conference Tournament (Indianapolis, Ind.)

5.11	vs. Butler	W, 1-0
5.12	vs. Loyola-Chicago	W, 4-0
5.12	vs. Loyola-Chicago	W, 4-3 (8)

* Midwestern Collegiate contest

1994 (41-20)

Home: 9-5 / Away: 13-7 / Neutral: 19-10
Midwestern Collegiate regular season - 1st (9-1)
Midwestern Collegiate Tournament - 1st
Head Coach: Liz Miller
Captains: Christy Connoyer, Amy Rueter

Columbia, Mo.

2.26	at #20 Missouri	L, 1-6
2.26	vs. Northern Iowa	W, 6-4
2.27	at Northern Iowa	W, 7-0
2.27	at #20 Missouri	L, 1-10

Aggie Invitational (College Station, Texas)

3.4	vs. Centenary	W, 3-2
3.4	vs. Creighton	L, 5-9
3.5	vs. Sam Houston State	W, 5-3
3.5	vs. North Carolina	L, 3-5
3.5	vs. Tulsa	W, 5-2
3.6	at #14 Texas A&M	L, 0-8

(Tampa, Fla.)

3.9	vs. South Carolina	L, 1-7
3.10	vs. #3 Oklahoma State	L, 0-3

South Florida Tournament (Tampa, Fla.)

3.11	vs. #21 Illinois-Chicago	L, 0-7
3.11	vs. #2 UCLA	L, 0-12
3.11	vs. #24 Robert Morris	W, 18-0
3.12	vs. Penn State	L, 4-5
3.12	vs. #9 Florida State	L, 3-3

Sycamore Classic (Terre Haute, Ind.)

3.19	vs. Valparaiso	W, 9-2
3.19	vs. Evansville	W, 7-0
3.19	vs. Indiana State	W, 4-0
3.20	vs. Evansville	W, 4-0
3.20	vs. Indiana State	W, 7-0

3.22	at Indiana	L, 1-2
3.22	at Indiana	W, 4-3

Winthrop Invitational (Rock Hill, S.C.)

3.25	vs. Maine	W, 3-1
3.26	vs. Mercer	W, 8-0
3.26	at Winthrop	W, 6-1
3.30	Michigan	W, 2-1
3.30	Michigan	W, 5-1

4.4	at Illinois-Chicago	W, 4-3 (8)
4.4	at Illinois-Chicago	L, 0-2
4.9	*vs. Evansville	W, 8-1
4.9	*vs. Evansville	W, 9-0
4.10	*at Detroit	W, 3-1 (8)
4.10	*at Detroit	W, 8-0
4.14	at Western Michigan	W, 5-3
4.14	at Western Michigan	W, 3-0
4.16	*at Butler	W, 8-1
4.16	*at Butler	W, 1-0
4.17	Ball State	L, 0-5
4.17	Ball State	W, 7-6
4.20	Northern Illinois	W, 6-0
4.20	Northern Illinois	L, 4-11
4.22	*Loyola-Chicago	W, 2-0
4.22	*Loyola-Chicago	L, 2-6
4.24	Indiana State	L, 3-4
4.24	Indiana State	W, 7-3
4.26	Michigan State	W, 4-1 (8)
4.26	Michigan State	W, 2-0
4.27	DePaul	W, 4-0
4.27	DePaul	L, 1-2
5.8	*at La Salle	W, 5-0
5.8	*at La Salle	W, 7-2
5.9	at Temple	W, 6-0
5.9	at Temple	W, 3-1

Midwestern Collegiate Conference Tournament (Indianapolis, Ind.)

5.11	vs. Butler	W, 7-5
5.12	vs. Loyola-Chicago	W, 7-0
5.12	vs. Loyola-Chicago	W, 5-0

NCAA Tournament (Bloomington, Ind.)

5.20	vs. Indiana	W, 3-1 (12)
5.21	vs. Indiana	L, 0-8
5.21	vs. Illinois-Chicago	L, 0-1

* Midwestern Collegiate contest

1995 (40-19)

Home: 12-7 / Away: 13-7 / Neutral: 15-5

NCAA Tournament Regional runner-up

Midwestern Collegiate regular season - 1st (16-2)

Midwestern Collegiate Tournament - 1st

Head Coach: Liz Miller

Captains: Liz Goetz, Andy Keys

Arizona State Classic (Tempe, Ariz.)

2.26	vs. #10 Michigan	W, 4-3 (9)
2.26	at Arizona State	L, 1-4
2.27	vs. Iowa	W, 5-2
2.27	vs. Tulsa	W, 6-1

Aggie Invitational (College Station, Texas)

3.3	vs. #25 Minnesota	W, 8-0
3.3	vs. Louisiana Tech	L, 2-4
3.5	vs. Colorado State	W, 7-0
3.12	at San Diego State	W, 3-0
3.12	at San Diego State	W, 3-1
3.13	at #5 Cal State Fullerton	W, 1-0
3.13	at #5 Cal State Fullerton	L, 0-2

Hawaii Tournament (Honolulu, Hawaii)

3.16	at #10 Hawaii	L, 1-2 (9)
3.17	vs. DePaul	W, 3-0
3.17	vs. Long Beach State	W, 6-5
3.18	vs. Loyola Marymount	W, 5-1
3.18	vs. Long Beach State	L, 0-5
3.18	vs. Loyola Marymount	W, 5-1
3.19	at #10 Hawaii	L, 3-6

3.23	Ohio State	W, 1-0
3.23	Ohio State	L, 0-3
3.25	at Ball State	W, 2-1
3.25	at Ball State	W, 3-1
3.30	Bowling Green	W, 6-1
3.30	Bowling Green	L, 4-5
4.1	*at Wright State	W, 8-0
4.1	*at Wright State	W, 7-6 (9)
4.2	*at Butler	W, 7-0
4.2	*at Butler	W, 13-0
4.6	at Michigan State	W, 5-3
4.6	at Michigan State	L, 0-4
4.8	*Wisconsin-Green Bay	W, 3-0
4.8	*Wisconsin-Green Bay	W, 9-0
4.12	Western Michigan	W, 4-0
4.13	*Loyola-Chicago	L, 6-9 (15)
4.15	*at Northern Illinois	W, 5-0
4.15	*at Northern Illinois	W, 4-1
4.17	*at Illinois-Chicago	L, 1-3
4.17	*at Illinois-Chicago	W, 6-2
4.18	at Ohio State	L, 0-1
4.18	at Ohio State	L, 6-8
4.21	*La Salle	W, 8-0
4.21	*La Salle	W, 3-0
4.22	*Cleveland State	W, 2-0
4.22	*Cleveland State	W, 8-4 (15)
4.29	Indiana	L, 0-2
4.29	Indiana	L, 1-3
5.4	Northwestern	L, 3-5
5.4	Northwestern	L, 1-5
5.5	*Loyola-Chicago	W, 9-0
5.6	*Detroit	W, 2-1
5.6	*Detroit	W, 6-2

Midwestern Collegiate Conference Tournament (Cleveland, Ohio)

5.11	vs. Detroit	W, 6-0
5.12	vs. Northern Illinois	W, 8-1
5.12	vs. Illinois-Chicago	W, 1-0
5.13	vs. Illinois-Chicago	W, 2-0

NCAA Tournament (Ann Arbor, Mich.)

5.19	vs. Illinois-Chicago	W, 5-2
5.20	vs. Michigan	L, 0-2
5.20	vs. Illinois-Chicago	W, 8-5 (9)
5.21	vs. Michigan	L, 6-15

* Midwest Collegiate contest

1996 (48-16)

Home: 24-2 / Away: 8-1 / Neutral: 16-13

BIG EAST (South Division) - 1st (19-1)

BIG EAST Tournament - 2nd

Head Coach: Liz Miller

Captains: Jenna Knudson, Andrea Kollar

Arizona State Tournament (Tempe, Ariz.)

2.23	at Arizona State	L, 2-11
2.23	vs. Northwestern	W, 1-0
2.24	vs. Indiana	L, 1-2
2.24	vs. Wisconsin	L, 9-10

NCAA Leadoff Classic (Columbus, Ga.)

3.1	vs. Princeton	W, 7-1
3.1	vs. #22 Hawaii	L, 2-6
3.2	vs. Oregon	W, 9-2
3.2	vs. #4 Washington	L, 1-7
3.3	vs. #14 Texas A&M	W, 3-1
3.3	vs. #22 Hawaii	L, 4-6

South Florida Tournament (Tampa, Fla.)

3.8	vs. #18 Illinois-Chicago	W, 10-2
3.8	vs. #21 Oklahoma State	W, 7-0
3.8	vs. #8 South Carolina	L, 2-5
3.9	vs. Central Michigan	W, 10-0
3.9	vs. Florida Atlantic	W, 4-0
3.9	vs. East Carolina	W, 4-3
3.10	vs. Iowa	L, 2-5
3.12	vs. Virginia	W, 5-2
3.14	at #9 Florida State	W, 1-0

Florida State Tournament (Tallahassee, Fla.)

3.15	vs. #22 South Florida	L, 2-3 (8)
3.15	vs. Massachusetts	W, 3-0
3.15	vs. Bradley	L, 1-3
3.16	vs. Florida Atlantic	W, 4-2
3.16	vs. Western Illinois	W, 2-1
3.23	at Western Michigan	W, 3-0
3.23	at Western Michigan	W, 1-4 (11)
3.24	*#19 Indiana	W, 4-0
3.24	*#19 Indiana	W, 4-3 (8)
3.30	*Rutgers	W, 15-0
3.30	*Rutgers	W, 5-0
3.31	*Rutgers	W, 4-0
3.31	*Rutgers	W, 8-2
4.2	Butler	W, 5-0
4.2	Butler	W, 8-0
4.4	*at Providence	W, 4-0
4.4	*at Providence	W, 4-0
4.5	*at Yale	W, 4-1
4.6	*at Boston College	W, 5-4
4.6	*at Boston College	W, 4-2
4.11	Ohio State	W, 3-2 (9)
4.11	Ohio State	W, 11-3
4.13	*Villanova	L, 1-4
4.13	*Villanova	W, 10-5
4.14	*Villanova	W, 4-3 (9)
4.14	*Villanova	W, 6-0
4.18	Valparaiso	W, 3-2
4.18	Valparaiso	W, 8-0
4.20	*Connecticut	W, 6-5
4.20	*Connecticut	W, 2-1
4.21	*St. John's	W, 2-0
4.21	*St. John's	W, 13-0
4.23	Northern Illinois	L, 0-2
4.23	Northern Illinois	W, 8-2
4.27	*Seton Hall	W, 7-2
4.27	*Seton Hall	W, 5-1
4.28	*Seton Hall	W, 4-2
4.28	*Seton Hall	W, 13-5

BIG EAST Conference Tournament (Chestnut Hill, Mass.)

5.4	vs. Providence	W, 3-2
5.4	vs. Connecticut	L, 0-3
5.5	vs. Villanova	W, 4-0
5.5	vs. Connecticut	W, 6-3
5.5	vs. Connecticut	L, 0-1

NCAA Tournament (Ann Arbor, Mich.)

5.17	vs. #8 South Carolina	L, 0-3
5.18	vs. Central Michigan	L, 3-9

*BIG EAST contest

1997 (35-25)

Home: 11-6 / Away: 11-7 / Neutral: 13-12

BIG EAST (South Division) - 1st (16-4)

BIG EAST Tournament - 2nd

Head Coach: Liz Miller

Captains: Meghan Murray, Katie Marten

Arizona State Tournament (Tempe, Ariz.)

2.21	at #25 Arizona State	L, 1-9
2.22	vs. Indiana	L, 1-10
2.22	vs. #6 Iowa	L, 3-4 (10)
2.22	vs. Auburn	W, 4-2

NCAA Leadoff Classic (Columbus, Ga.)

2.28	vs. #13 SW Louisiana State	W, 4-2 (9)
3.1	vs. Texas A&M	L, 0-1
3.1	vs. Illinois State	L, 0-8
3.2	vs. Massachusetts	L, 0-1 (8)
3.2	vs. #6 South Carolina	L, 2-3

Sooner Classic (Oklahoma City, Okla.)

3.7	vs. #24 Baylor	L, 2-3
3.7	vs. Kansas	W, 7-5
3.8	vs. Stephen F. Austin	W, 11-2
3.8	vs. #24 Baylor	L, 1-7
3.8	vs. Northwestern	W, 5-3
3.9	vs. Wichita State	W, 3-2
3.9	vs. Kansas	W, 4-2

(San Jose, Calif.)

3.13	vs. #15 Missouri	L, 5-6
------	------------------	--------

National Invitational Tournament (San Jose, Calif.)

3.14	vs. Loyola Marymount	W, 2-1
3.14	vs. Colorado State	W, 7-5
3.14	vs. New Mexico	W, 11-2
3.15	vs. Evansville	W, 1-0
3.15	vs. #12 Arizona State	L, 0-9
3.15	vs. Mississippi State	W, 8-3
3.15	vs. Colorado State	L, 0-7

3.27	*at Seton Hall	W, 7-1
3.27	*at Seton Hall	W, 12-1
3.29	*at Seton Hall	W, 9-1
3.29	*at Seton Hall	W, 6-2
4.3	at Purdue	L, 2-4
4.3	at Purdue	L, 0-3
4.4	*Boston College	L, 0-2
4.4	*Boston College	L, 3-5
4.6	*Providence	W, 11-4
4.6	*Providence	W, 9-1
4.10	at Michigan	L, 1-2 (8)
4.10	at Michigan	L, 4-5
4.12	*at Villanova	W, 7-0
4.12	*at Villanova	W, 5-0
4.13	*at Villanova	W, 12-0
4.13	*at Villanova	W, 8-1
4.15	Northwestern	W, 2-1
4.15	Northwestern	W, 7-4 (8)
4.17	Valparaiso	W, 3-1
4.19	*at St. John's	W, 11-1
4.19	*at St. John's	W, 7-0
4.20	*at Connecticut	L, 2-3
4.20	*at Connecticut	W, 6-3
4.23	Butler	W, 8-3
4.23	Butler	W, 6-1
4.26	*Rutgers	W, 6-4
4.26	*Rutgers	W, 5-0
4.27	*Rutgers	L, 0-7
4.27	*Rutgers	W, 2-0
4.30	Western Michigan	W, 2-0
4.30	Western Michigan	L, 2-3

BIG EAST Conference Tournament (Storrs, Conn.)

5.3	vs. Boston College	L, 1-3
5.4	vs. Rutgers	W, 11-8
5.5	at Connecticut	L, 1-2
5.10	DePaul	L, 0-4
5.10	DePaul	L, 4-10 (8)

*BIG EAST contest

Year-By-Year Results

1998 (34-22)

Home: 18-4 / Away: 8-8 / Neutral: 8-10
BIG EAST (South Division) - 1st (13-3)
BIG EAST Tournament - 4th
Head Coach: Liz Miller
Captains: Kelly Rowe, Kelly Nichols

Gladstones Tournament (Tampa, Fla.)

2.20	at #10 South Florida	L, 1-9
2.20	vs. #9 Kansas	W, 7-2
2.21	vs. Auburn	L, 2-4
2.21	vs. #24 DePaul	L, 4-5
2.22	vs. #9 Kansas	L, 4-8

NCAA Leadoff Classic (Columbus, Ga.)

2.27	vs. Canisius	W, 15-0
2.27	vs. #11 South Carolina	W, 5-2
2.28	vs. Auburn	W, 1-0
2.28	vs. #9 Oklahoma State	L, 0-4
3.1	vs. Florida	L, 3-9
3.1	vs. #7 Arizona State	L, 2-5

Fresno State Classic (Fresno, Calif.)

3.6	vs. #14 South Carolina	L, 0-1
3.7	vs. #20 Oregon State	L, 1-7
3.7	vs. #4 Oklahoma State	L, 3-8
3.8	vs. Western Illinois	W, 7-0

3.10 at UCLA

3.10	at UCLA	L, 3-4
------	---------	--------

Hawaii Classic (Honolulu, Hawaii)

3.13	vs. UT-Chattanooga	W, 9-7
3.13	at #11 Hawaii	L, 1-11
3.14	vs. Loyola Marymount	W, 9-1
3.14	vs. Tulsa	W, 7-1
3.15	vs. Tulsa	L, 3-4

3.26	Loyola-Chicago	W, 8-4
3.26	Loyola-Chicago	W, 7-5
3.28	*at Rutgers	W, 5-4
3.28	*at Rutgers	L, 2-9
3.29	*at Rutgers	L, 0-5
4.1	Valparaiso	W, 6-2
4.2	Valparaiso	W, 4-0
4.2	Valparaiso	W, 4-1
4.4	*at Providence	W, 3-0
4.4	*at Providence	W, 3-2
4.5	*at Boston College	L, 2-3
4.5	*at Boston College	W, 1-0
4.8	Purdue	L, 0-2
4.8	Purdue	L, 0-4
4.11	*Seton Hall	W, 7-0
4.11	*Seton Hall	W, 8-0
4.14	at Indiana	W, 2-0
4.14	at Indiana	W, 9-3
4.16	Butler	W, 5-3
4.16	Butler	W, 7-0
4.18	*Connecticut	W, 4-0
4.18	*Connecticut	W, 7-2
4.19	*St. John's	W, 3-1
4.19	*St. John's	W, 5-0
4.23	at Toledo	W, 7-2
4.23	at Toledo	W, 7-1
4.25	*Villanova	W, 11-0
4.25	*Villanova	W, 7-4
4.26	*Villanova	W, 3-0
4.28	Indiana State	W, 3-2
4.28	Indiana State	W, 2-1

BIG EAST Conference Tournament (Notre Dame, Ind.)

5.2	vs. Connecticut	L, 1-4
5.2	vs. Rutgers	L, 0-1
5.9	at #11 DePaul	L, 0-1
5.9	at #11 DePaul	L, 1-3

* BIG EAST contest

1999 (42-20)

Home: 16-4 / Away: 13-8 / Neutral: 13-8
BIG EAST regular season - 1st (16-0)
BIG EAST Tournament - 1st
Head Coach: Liz Miller
Captains: Kris McCleary, Amy Laboe

Gladstones Tournament (Tampa, Fla.)

2.19	at #6 South Florida	W, 2-0
2.19	vs. Georgia Tech	W, 6-4
2.20	vs. Miami (Ohio)	W, 9-3
2.20	vs. Tennessee	W, 5-0
2.21	vs. Kansas	L, 0-1

Choo Choo Classic (Chattanooga, Tenn.)

2.26	vs. Tennessee-Martin	W, 8-0
2.26	at Chattanooga	L, 3-4
2.27	vs. Liberty	W, 3-2 (10)
2.28	vs. Maryland	W, 6-0 (8)

Hillenbrand Tournament (Tucson, Ariz.)

3.5	vs. #12 Louisiana State	L, 2-10
3.5	vs. Texas Tech	L, 3-8
3.6	at #2 Arizona	L, 0-16
3.6	vs. Kansas	W, 4-1
3.6	vs. Kansas	W, 6-4 (10)
3.7	at #2 Arizona	L, 3-8

3.10 at Cal State Fullerton

3.10	at Cal State Fullerton	L, 1-2
------	------------------------	--------

National Invitational Tournament (San Jose, Calif.)

3.12	vs. UC Santa Barbara	L, 2-6
3.12	vs. #14 California	L, 1-2
3.12	vs. North Carolina	W, 2-1
3.13	vs. Northern Illinois	W, 5-0
3.13	vs. North Carolina	W, 2-0
3.14	vs. #20 Nebraska	L, 0-6

3.23	at Purdue	L, 3-6
3.23	at Purdue	W, 10-2
3.27	Toledo	W, 9-0
3.27	Toledo	W, 10-0
3.28	Bowling Green	W, 4-3
3.28	Bowling Green	W, 2-1
3.30	Butler	W, 2-1
3.30	Butler	W, 2-0
4.1	at #16 Illinois-Chicago	L, 3-6
4.1	at #16 Illinois-Chicago	L, 3-8
4.3	*Pittsburgh	W, 6-1
4.3	*Pittsburgh	W, 10-2
4.5	at Eastern Michigan	L, 4-5
4.5	at Eastern Michigan	W, 8-2
4.7	Western Michigan	L, 1-2
4.7	Western Michigan	W, 5-0
4.10	*at Rutgers	W, 4-2
4.10	*at Rutgers	W, 9-1
4.12	*at Villanova	W, 3-0
4.12	*at Villanova	W, 4-0
4.14	Indiana	W, 1-0 (8)
4.14	Indiana	L, 0-2
4.17	*Boston College	W, 7-0
4.17	*Boston College	W, 8-1
4.20	Loyola-Chicago	L, 2-3 (11)
4.24	*at Connecticut	W, 7-3
4.24	*at Connecticut	W, 9-1
4.25	*at Providence	W, 3-0
4.25	*at Providence	W, 1-0
4.27	IUPUI	L, 1-2 (11)
5.1	*St. John's	W, 13-0
5.1	*St. John's	W, 7-0
5.2	*Seton Hall	W, 1-0
5.2	*Seton Hall	W, 8-0

BIG EAST Conference Tournament (Storrs, Conn.)

5.8	vs. Connecticut	W, 4-1
5.8	vs. Boston College	W, 9-4
5.9	vs. Seton Hall	W, 5-1

NCAA Tournament (Ann Arbor, Mich.)

5.20	vs. Nebraska	L, 0-2
5.21	vs. #5 Michigan	W, 1-0
5.22	vs. Nebraska	L, 3-4 (8)

* BIG EAST contest

2000 (47-14)

Home: 14-4 / Away: 14-2 / Neutral: 19-8
BIG EAST regular season - 1st (16-2)
BIG EAST Tournament - 1st
Head Coach: Liz Miller
Captains: Danielle Klayman, Jennifer Sharron

UNLV Classic (Las Vegas, Nev.)

2.18	vs. Portland State	W, 5-3
2.18	vs. Southern Utah	W, 8-0
2.19	vs. Oregon	L, 3-11
2.19	vs. UC Santa Barbara	W, 3-0
2.20	vs. Utah	W, 2-1

Morning News Invitational (Fayetteville, Ark.)

2.25	vs. Missouri	L, 4-5
2.25	vs. Missouri	L, 3-4
2.26	vs. Arkansas	L, 2-4
2.26	vs. Arkansas	W, 2-1
2.27	vs. Virginia	W, 1-0
2.27	vs. Virginia	W, 6-1

State Line Classic (Bristol, Tenn.)

3.4	vs. Tennessee	W, 4-0
3.4	vs. Virginia Tech	W, 1-0
3.5	vs. Kentucky	W, 8-0
3.5	vs. Virginia Tech	W, 3-0

3.12	at San Diego State	W, 3-0
3.12	at San Diego State	W, 3-0
3.14	at Loyola Marymount	W, 4-0

Kia Classic (Fullerton, Calif.)

3.15	vs. Cal State Northridge	W, 1-0
3.16	vs. #3 Arizona	L, 1-2
3.17	vs. Texas	W, 4-2
3.18	vs. #16 Louisiana-Lafayette	W, 4-2
3.18	vs. #6 Oklahoma	W, 4-2
3.19	vs. #2 Arizona	L, 3-6
3.23	Purdue	W, 8-0
3.23	Purdue	L, 1-2

Purdue Invitational (West Lafayette, Ind.)

3.25	vs. Kent State	W, 12-4
3.25	vs. #13 Michigan	L, 1-5
3.26	vs. Toledo	W, 12-1
3.26	at Purdue	W, 4-0

3.29	Eastern Michigan	W, 5-2
3.31	*Connecticut	L, 4-5
3.31	*Connecticut	W, 3-0
4.2	*Providence	W, 16-0
4.2	*Providence	W, 9-3
4.6	at Western Michigan	W, 6-1
4.9	*Villanova	W, 9-0
4.9	*Villanova	W, 5-1
4.12	Butler	W, 7-0
4.12	Butler	W, 8-0
4.13	DePaul	W, 5-1
4.13	DePaul	L, 3-4
4.15	*at Boston College	W, 7-0
4.15	*at Boston College	L, 2-3
4.16	Loyola-Chicago	W, 8-2
4.18	Indiana State	W, 2-1
4.18	Indiana State	L, 2-3
4.22	*at Pittsburgh	W, 7-3
4.22	*at Pittsburgh	W, 10-0
4.26	#22 Illinois-Chicago	W, 4-0
4.26	#22 Illinois-Chicago	W, 7-1
4.29	*at St. John's	W, 7-2
4.29	*at St. John's	W, 5-0
4.30	*at Seton Hall	W, 6-2
4.30	*at Seton Hall	W, 5-1

BIG EAST Conference Tournament (Chestnut Hill, Mass.)

5.5	vs. Boston College	W, 5-2
5.6	vs. Connecticut	W, 5-0
5.7	vs. Connecticut	W, 7-0

NCAA Tournament (Ann Arbor, Mich.)

5.18	vs. #22 Illinois-Chicago	W, 2-0
5.19	vs. DePaul	L, 0-1
5.20	vs. Central Michigan	L, 1-2

* BIG EAST contest

2001 (54-7)

Home: 18-0 / Away: 19-0 / Neutral: 17-7

BIG EAST regular season - 1st (20-0)

BIG EAST Tournament - 3rd

Head Coach: Liz Miller

Captains: Danielle Klayman, Jennifer Sharron,
Melanie Alkire, Lizzy Lemire

Holiday Inn Invitational (Tampa, Fla.)

2.16	vs. Maryland	W, 4-1
2.16	vs. South Florida	W, 5-3
2.17	vs. #4 Washington	W, 3-2
2.17	vs. Hofstra	W, 8-1
2.18	vs. #18 South Carolina	W, 1-0

Lady Razorback Invitational (Fayetteville, Ark.)

2.23	vs. Texas Tech	W, 4-0
2.24	vs. Arkansas	W, 4-3
2.24	vs. Maine	W, 8-0
2.25	vs. Arkansas	L, 0-2

Frost Tournament (Chattanooga, Tenn.)

3.2	vs. Jacksonville State	W, 4-1
3.2	vs. UT-Chattanooga	W, 5-3
3.3	vs. Alabama-Birmingham	W, 9-1
3.11	at #24 Cal State Northridge	W, 5-1
3.11	at #24 Cal State Northridge	W, 7-3
3.13	at Long Beach State	W, 2-0

Kia Klassic (Fullerton, Calif.)

3.15	vs. Utah State	W, 6-0
3.15	vs. #7 Fresno State	W, 4-2
3.16	vs. #5 Oklahoma	L, 2-4
3.17	vs. Hawaii	W, 4-1
3.17	vs. #10 Arizona State	W, 5-1
3.18	vs. #9 Cal State Fullerton	L, 4-5

3.28	Valparaiso	W, 6-0
3.28	Valparaiso	W, 4-0
3.29	Western Michigan	W, 7-1
3.29	Western Michigan	W, 8-0
3.31	*St. John's	W, 8-0
3.31	*St. John's	W, 1-0
4.1	*Seton Hall	W, 6-3
4.1	*Seton Hall	W, 10-2
4.3	at Purdue	W, 10-2
4.3	at Purdue	W, 4-2
4.7	*at Connecticut	W, 6-0
4.7	*at Connecticut	W, 1-0
4.8	*at Syracuse	W, 6-0
4.8	*at Syracuse	W, 6-0
4.12	Loyola-Chicago	W, 8-0
4.12	Loyola-Chicago	W, 6-0
4.14	*Pittsburgh	W, 2-0
4.14	*Pittsburgh	W, 8-0
4.19	at #10 DePaul	W, 5-1
4.21	*at Virginia Tech	W, 5-0
4.21	*at Virginia Tech	W, 4-0
4.24	at Illinois-Chicago	W, 8-0
4.25	Toledo	W, 11-0
4.25	Toledo	W, 1-0
4.28	*Boston College	W, 4-2
4.28	*Boston College	W, 5-0
4.29	*Providence	W, 10-0
4.29	*Providence	W, 5-0
5.4	*at Villanova	W, 8-0
5.4	*at Villanova	W, 4-0
5.5	*at Rutgers	W, 5-1
5.5	*at Rutgers	W, 4-0

BIG EAST Conference Tournament (Villanova, Pa.)

5.10	vs. Seton Hall	L, 1-2
5.11	vs. Villanova	L, 0-1

NCAA Tournament (Iowa City, Iowa)

5.17	vs. Western Illinois	W, 8-0
5.18	vs. Illinois State	W, 2-1
5.19	vs. #15 Iowa	L, 0-6
5.19	vs. #13 DePaul	W, 8-1
5.20	vs. #15 Iowa	L, 2-6

* BIG EAST contest

2002 (44-17)

Home: 18-2 / Away: 13-2 / Neutral: 13-13

BIG EAST regular season - 1st (18-2)

BIG EAST Tournament - 1st

Head Coach: Deanna Gumpf

Captains: Kas Hoag, Jenny Kriech, Jarrah Myers

Arizona Pepsi Classic (Tucson, Ariz.)

2.15	vs. #1 Arizona	L, 0-3
2.15	vs. Auburn	W, 3-2 (10)
2.16	vs. Louisville	L, 3-4
2.16	vs. New Mexico State	W, 9-7 (8)
2.17	vs. #25 South Florida	W, 5-3

NFCA Leadoff Classic (Columbus, Ga.)

2.22	vs. #11 Oregon State	L, 0-4
2.22	vs. Southern Mississippi	W, 6-0
2.23	vs. Texas A&M	L, 1-2
2.23	vs. #8 Arizona State	L, 2-3
2.24	vs. #4 Oklahoma	L, 2-3

Aggie Invitational II (College Station, Texas)

3.1	vs. #19 Louisiana-Lafayette	L, 3-6
3.1	vs. Illinois State	W, 1-0

(Las Vegas, Nev.)

3.10	vs. Oregon	W, 9-3
3.10	at UNLV	L, 1-2
3.13	at Long Beach State	W, 3-2

Kia Klassic (Fullerton, Calif.)

3.14	vs. #2 Arizona	L, 0-7
3.14	vs. Cal State Northridge	L, 0-3
3.15	vs. Texas Tech	W, 2-1
3.16	vs. #10 Fresno State	L, 2-3
3.16	vs. New Mexico	L, 4-5

3.30	*at Pittsburgh	W, 13-1 (6)
3.30	*at Pittsburgh	W, 9-2
4.1	at Loyola-Chicago	W, 8-0 (5)
4.4	Illinois-Chicago	W, 11-6
4.6	*at St. John's	W, 4-0
4.6	*at St. John's	W, 8-0
4.7	*at Seton Hall	W, 8-1
4.7	*at Seton Hall	W, 7-1
4.9	Valparaiso	W, 4-0
4.9	Valparaiso	W, 8-0 (5)
4.11	Purdue	W, 4-2
4.12	*Connecticut	W, 1-0 (8)
4.12	*Connecticut	W, 8-0 (6)
4.14	*Syracuse	W, 3-1
4.14	*Syracuse	L, 0-3
4.17	Indiana State	W, 14-1 (5)
4.18	Indiana State	W, 11-2 (5)
4.20	Bowling Green	W, 8-5
4.20	*Virginia Tech	W, 8-0 (6)
4.23	*at #4 Nebraska	W, 10-0 (5)
4.25	IPFW	W, 3-2
4.27	*at Boston College	W, 5-1
4.27	*at Boston College	W, 4-3
4.28	*at Providence	W, 8-2
4.28	*at Providence	W, 8-0
4.30	Oakland	W, 11-0
5.2	*#18 DePaul	W, 16-0
5.3	*Rutgers	W, 3-1
5.3	*Rutgers	L, 2-5
5.5	*Villanova	W, 9-1
5.5	*Villanova	W, 9-1

BIG EAST Conference Tournament (Salem, Va.)

5.9	vs. Virginia Tech	L, 3-8
5.10	vs. Syracuse	W, 5-4
5.10	vs. Villanova	W, 6-4
5.11	vs. Virginia Tech	W, 2-1
5.11	vs. Virginia Tech	W, 3-1

NCAA Tournament (Iowa City, Iowa)

5.16	vs. #22 Iowa	W, 3-2
5.17	vs. #15 Oregon State	L, 0-2
5.18	vs. #15 Oregon State	W, 2-0
5.19	vs. #7 Nebraska	L, 3-5

* BIG EAST contest

2003 (38-17)

Home: 12-4 / Away: 14-4 / Neutral: 12-9

BIG EAST regular season - 1st (14-3)

BIG EAST Tournament - 1st

Head Coach: Deanna Gumpf

Captains: Andria Bledsoe, Andrea Loman, Alexis Madrid

Wilson Tournament (Tampa, Fla.)

2.15	at South Florida	L, 4-5
2.15	vs. Kent State	W, 5-1
2.16	vs. Jacksonville	W, 5-0
2.16	vs. Hofstra	L, 4-7

NFCA Leadoff Classic (Columbus, Ga.)

2.22	vs. #4 California	L, 0-6
2.22	vs. Illinois State	W, 1-0 (8)
2.23	vs. #17 Alabama	L, 4-7

Louisiana Classic (Lafayette, La.)

2.28	vs. Northwestern State	L, 2-3
2.28	at Louisiana-Lafayette	W, 8-0 (9)
3.1	vs. McNeese State	W, 6-1
3.1	at Louisiana-Lafayette	L, 3-5
3.2	vs. Northwestern State	W, 12-7
3.9	at Cal State Northridge	L, 4-5 (10)
3.9	at Cal State Northridge	W, 3-1

Kia Klassic (Fullerton, Calif.)

3.13	vs. Fresno State	W, 3-1
3.13	vs. #3 Nebraska	L, 3-10
3.14	vs. #14 DePaul	L, 2-11

3.23	at Western Michigan	W, 8-5
3.23	at Western Michigan	W, 8-0
3.26	#22 Northwestern	L, 2-4
3.26	#22 Northwestern	L, 2-3
4.1	at Purdue	W, 7-3
4.1	at Purdue	W, 7-1
4.3	Loyola-Chicago	W, 7-0
4.3	Loyola-Chicago	W, 3-1
4.9	*at Pittsburgh	W, 5-4
4.9	*at Pittsburgh	W, 4-1
4.11	*St. John's	W, 6-1
4.11	*St. John's	W, 2-1
4.13	*Seton Hall	W, 5-0
4.13	*Seton Hall	W, 10-1 (6)
4.15	*at Providence	W, 5-1
4.15	*at Providence	W, 10-1
4.17	IPFW	W, 10-2 (5)
4.17	IPFW	W, 9-1 (6)
4.19	*at Syracuse	W, 10-1 (6)
4.19	*at Syracuse	W, 6-4
4.23	Valparaiso	W, 11-0 (5)
4.23	Valparaiso	W, 15-1 (5)
4.24	at Illinois-Chicago	W, 3-2
4.26	*at Boston College	W, 11-0
4.27	*at Connecticut	L, 1-2
4.27	*at Connecticut	W, 6-3
4.29	at #7 DePaul	L, 3-4 (9)
5.2	*Villanova	L, 6-7
5.2	*Villanova	W, 3-0
5.4	*Rutgers	L, 0-2
5.4	*Rutgers	W, 1-0

BIG EAST Conference Tournament (Salem, Va.)

5.8	Seton Hall	W, 9-0
5.9	Villanova	W, 9-7
5.9	Villanova	W, 3-2 (9)

NCAA Tournament (Ann Arbor, Mich.)

5.15	vs. Missouri	W, 4-3 (8)
5.16	vs. #4 DePaul	L, 3-4
5.16	vs. Oakland	W, 5-0
5.17	vs. #14 Michigan	L, 3-5

* BIG EAST contest

Year-By-Year Results

2004 (49-20)

Home: 16-3 / Away: 11-5 / Neutral: 22-12
BIG EAST regular season - 1st (18-2)
BIG EAST Tournament - 2nd
Head Coach: Deanna Gump
Captain: Nicole DeFau

UNLV Classic (Las Vegas, Nev.)

2.13	vs. Hawaii	W, 8-7
2.13	vs. #2 California	L, 1-2
2.14	vs. #8 Nebraska	W, 6-4
2.14	vs. UNLV	W, 3-1
2.15	vs. Portland State	W, 4-1

Cathedral City Classic (Cathedral City, Calif.)

2.20	vs. Utah	W, 4-3
2.20	vs. Pacific	L, 1-12 (5)
2.21	vs. #8 Stanford	L, 2-4
2.22	vs. Team USA (exhibition)	L, 0-10 (6)

NFCA Leadoff Classic (Columbus, Ga.)

2.27	vs. Northwestern State	W, 2-1
2.27	vs. #6 Georgia	L, 1-7
2.28	vs. Cal State Fullerton	W, 3-4 (8)
2.28	vs. Princeton	W, 10-1 (6)
2.29	vs. #14 Nebraska	W, 1-0
2.29	vs. Georgia Tech	W, 2-1

Florida Atlantic Worth Invitational (Boca Raton, Fla.)

3.6	vs. Florida International	L, 1-2
3.6	vs. Massachusetts	L, 2-4
3.7	vs. North Carolina	W, 2-0
3.7	vs. Florida Atlantic	W, 2-0
3.11	at #4 Florida State	L, 3-4 (10)

Florida State Tournament (Tallahassee, Fla.)

3.12	vs. #11 Michigan	L, 0-3
3.12	vs. Troy State	W, 3-1
3.13	vs. Georgia State	W, 3-2
3.13	vs. Maryland	W, 6-2
3.13	vs. Texas A&M	L, 1-2
3.14	vs. Penn State	W, 1-0
3.14	vs. Florida A&M	W, 8-0 (5)
3.20	Eastern Michigan	W, 2-0
3.20	Eastern Michigan	W, 9-1 (6)
3.23	at Valparaiso	W, 9-0 (6)

Hoosier Invitational (Bloomington, Ind.)

3.27	vs. Saint Louis	W, 4-3
3.27	at Indiana	W, 4-0
3.28	vs. Western Kentucky	W, 2-1
4.1	at Western Michigan	L, 0-2
4.1	at Western Michigan	W, 5-1
4.2	*Connecticut	W, 9-1 (6)
4.2	*Connecticut	W, 10-0 (5)
4.4	*Boston College	W, 5-0
4.4	*Boston College	W, 7-1
4.6	Purdue	W, 4-2
4.6	Purdue	L, 3-4 (8)
4.10	*Syracuse	W, 11-3 (5)
4.10	*Syracuse	W, 8-0 (5)
4.12	at #18 Nebraska	L, 0-1
4.13	at #18 Nebraska	W, 2-0
4.15	Illinois-Chicago	L, 3-4 (10)
4.18	*Providence	W, 1-0
4.18	*Providence	W, 7-1
4.22	at Illinois-Chicago	W, 8-0
4.24	*at Villanova	W, 4-0
4.25	*at Rutgers	W, 8-5
4.25	*at Rutgers	W, 4-2
4.27	DePaul	L, 1-3
4.27	DePaul	W, 2-1
4.30	*Virginia Tech	W, 5-0
4.30	*Virginia Tech	W, 9-1 (5)
5.2	*Pittsburgh	W, 8-0 (6)
5.2	*Pittsburgh	W, 9-0 (5)
5.8	*at Seton Hall	L, 0-5
5.8	*at Seton Hall	L, 0-1
5.9	*at St. John's	W, 5-0
5.9	*at St. John's	W, 8-1 (8)

BIG EAST Conference Tournament (Syracuse, N.Y.)

5.13	vs. Boston College	W, 4-1
5.14	vs. Seton Hall	L, 1-2 (8)
5.14	vs. Villanova	W, 2-0
5.15	vs. Seton Hall	L, 2-5 (8)

NCAA Tournament (Ann Arbor, Mich.)

5.20	vs. DePaul	W, 8-6
5.22	vs. #6 Michigan	L, 0-1
5.22	vs. Illinois-Chicago	L, 1-2

* BIG EAST contest

2005 (46-15)

Home: 15-2 / Away: 18-3 / Neutral: 13-10
BIG EAST regular season - 1st (16-2)
BIG EAST Tournament - 2nd
Head Coach: Deanna Gump
Captain: Megan Cioli

Gainesville Regional Utilities Classic (Gainesville, Fla.)

2.11	at #19 Florida	L, 2-3
2.11	vs. #21 South Florida	L, 0-5
2.12	vs. Coastal Carolina	W, 2-0
2.12	vs. #21 South Florida	W, 5-1
2.13	at #19 Florida	W, 4-2

Campbell Cartier Tournament (San Diego, Calif.)

2.18	vs. Utah	W, 3-2
------	----------	--------

Cathedral City Classic (Cathedral City, Calif.)

2.25	vs. Loyola Marymount	L, 0-7
2.25	vs. #3 UCLA	L, 1-3
2.26	vs. #20 Pacific	L, 1-9
2.26	vs. Arizona State	L, 1-2
2.27	vs. #5 Tennessee	W, 5-2
3.6	at Loyola Marymount	W, 2-1
3.6	at Loyola Marymount	L, 0-5
3.7	at UC Santa Barbara	W, 1-0

Hawaii Spring Fling (Honolulu, Hawaii)

3.9	vs. Campbell	W, 6-1
3.9	at Hawaii	W, 9-1 (5)
3.10	vs. Virginia	W, 3-1
3.11	vs. Nevada	W, 7-1

Buckeye Invitational (Columbus, Ohio)

3.19	vs. Marshall	L, 4-7
3.20	vs. Oakland	W, 8-0 (5)
3.20	vs. Eastern Michigan	W, 4-1
3.24	Western Michigan	W, 2-1
3.30	Valparaiso	W, 5-0
3.30	Valparaiso	W, 10-0 (5)
3.31	at Loyola-Chicago	W, 10-0
4.4	*at Villanova	W, 4-0
4.4	*at Villanova	W, 2-0
4.5	Eastern Michigan	W, 1-0
4.5	Eastern Michigan	W, 7-5
4.7	Ball State	W, 4-1
4.9	*at Pittsburgh	W, 7-2
4.9	*at Pittsburgh	W, 6-0
4.14	at Illinois-Chicago	W, 4-0
4.16	*at Providence	W, 1-0
4.16	*at Providence	W, 5-4
4.17	*at Connecticut	W, 2-0
4.17	*at Connecticut	W, 3-2 (8)
4.19	at DePaul	W, 2-1
4.19	at DePaul	L, 4-7
4.21	Akron	W, 1-0
4.21	Akron	W, 3-2
4.22	*St. John's	W, 8-0 (5)
4.22	*St. John's	W, 8-0 (5)
4.25	*Seton Hall	L, 1-2 (9)
4.25	*Seton Hall	W, 11-4
4.26	#15 Northwestern	W, 4-3
4.29	*Boston College	W, 8-0 (5)
4.29	*Boston College	L, 4-5 (11)
5.1	*Syracuse	W, 6-1
5.1	*Syracuse	W, 7-3
5.7	*at Rutgers	W, 11-0
5.7	*at Rutgers	W, 7-1
5.10	at Purdue	W, 4-1

BIG EAST Conference Tournament (Notre Dame, Ind.)

5.12	vs. Villanova	W, 3-0
5.13	vs. Seton Hall	L, 1-2
5.13	vs. Syracuse	W, 4-1
5.14	vs. Seton Hall	L, 1-2 (11)

NCAA Tournament (Notre Dame, Ind.)

5.20	vs. Louisville	W, 3-2
5.21	vs. #18 Northwestern	W, 3-2
5.22	vs. #18 Northwestern	L, 1-4
5.22	vs. #18 Northwestern	L, 3-4

* BIG EAST contest

2006 (42-21)

Home: 16-3 / Away: 14-11 / Neutral: 12-7
BIG EAST regular season - 1st (17-5)
BIG EAST Tournament - 1st
Head Coach: Deanna Gump
Captains: Heather Booth, Sara Schoonaert, Megan Ruthrauff, Mallorie Lenn

UNLV Desert Classic (Las Vegas, Nev.)

2.17	vs. Colorado State	L, 4-5
2.17	vs. BYU	W, 8-3
2.18	vs. #14 Oregon State	L, 0-5
2.18	at UNLV	W, 6-4
2.19	vs. Cal State Fullerton	L, 3-9

Florida International Tournament (Miami, Fla.)

2.24	vs. Buffalo	W, 1-0
2.24	at Florida International	W, 5-0 (5)
2.25	vs. Memphis	W, 4-1
2.25	at Florida International	L, 4-5

Tulsa Invitational (Tulsa, Okla.)

3.3	vs. #17 Nebraska	L, 2-5 (8)
3.3	at Tulsa	L, 1-2
3.4	vs. Northern Iowa	W, 10-1 (5)
3.4	vs. Kansas	W, 5-2
3.5	vs. Stephen F. Austin	L, 1-2 (8)

at Cal Poly SLO

3.12	at Cal Poly SLO	W, 3-1
------	-----------------	--------

at Cal Poly SLO

3.12	at Cal Poly SLO	W, 3-0
------	-----------------	--------

Judi Garman Classic (Fullerton, Calif.)

3.15	at Cal State Fullerton	L, 2-3 (8)
3.16	vs. #10 Arizona State	W, 3-2
3.17	vs. Florida State	W, 1-0
3.18	vs. #4 Texas	L, 3-6
3.19	vs. #7 Alabama	L, 5-6

at Western Michigan

3.25	at Western Michigan	W, 5-0
------	---------------------	--------

Bowling Green

3.29	Bowling Green	W, 2-1 (8)
------	---------------	------------

*Connecticut

4.1	*Connecticut	W, 9-4 (6)
-----	--------------	------------

*Connecticut

4.1	*Connecticut	W, 2-1 (8)
-----	--------------	------------

*Providence

4.2	*Providence	W, 4-1
-----	-------------	--------

*Providence

4.4	*Providence	W, 8-0
-----	-------------	--------

Eastern Michigan

4.4	Eastern Michigan	W, 2-0
-----	------------------	--------

Eastern Michigan

4.4	Eastern Michigan	W, 1-0
-----	------------------	--------

Akron

4.5	Akron	L, 2-4 (8)
-----	-------	------------

*at Syracuse

4.8	*at Syracuse	L, 1-2
-----	--------------	--------

*at Syracuse

4.9	*at Syracuse	W, 7-0 (7)
-----	--------------	------------

*at Pittsburgh

4.8	*at Pittsburgh	W, 10-0
-----	----------------	---------

*at Pittsburgh

4.9	*at Pittsburgh	W, 14-4
-----	----------------	---------

Ball State

4.11	Ball State	W, 6-0
------	------------	--------

*DePaul

4.13	*DePaul	W, 5-0
------	---------	--------

*DePaul

4.13	*DePaul	W, 3-1
------	---------	--------

at #17 Northwestern

4.18	at #17 Northwestern	L, 2-3
------	---------------------	--------

Toledo

4.19	Toledo	W, 5-0
------	--------	--------

*Villanova

4.22	*Villanova	W, 8-7
------	------------	--------

*Villanova

4.22	*Villanova	W, 8-3
------	------------	--------

*Rutgers

4.23	*Rutgers	W, 7-0
------	----------	--------

*Rutgers

4.23	*Rutgers	W, 8-0
------	----------	--------

Purdue

4.26	Purdue	W, 9-1
------	--------	--------

Purdue

4.26	Purdue	L, 4-7
------	--------	--------

at Valparaiso

4.27	at Valparaiso	W, 6-2
------	---------------	--------

*at South Florida

4.29	*at South Florida	L, 3-7
------	-------------------	--------

*at South Florida

4.29	*at South Florida	L, 3-8
------	-------------------	--------

*at #21 Louisville

5.1	*at #21 Louisville	L, 1-3 (10)
-----	--------------------	-------------

Loyola-Chicago

5.2	Loyola-Chicago	L, 4-6
-----	----------------	--------

*at Seton Hall

5.6	*at Seton Hall	W, 4-3
-----	----------------	--------

*at Seton Hall

5.6	*at Seton Hall	L, 3-4
-----	----------------	--------

*at St. John's

5.7	*at St. John's	W, 2-0
-----	----------------	--------

*at St. John's

5.7	*at St. John's	W, 4-0
-----	----------------	--------

BIG EAST Conference Tournament (Notre Dame, Ind.)

5.13	vs. Providence	W, 4-1
------	----------------	--------

vs. Pittsburgh

5.14	vs. Pittsburgh	W, 5-0
------	----------------	--------

vs. #18 Louisville

5.14	vs. #18 Louisville	W, 1-0
------	--------------------	--------

NCAA Tournament (Evanston, Ill.)

5.20	UC Santa Barbara	W, 5-2
------	------------------	--------

vs. #11 Northwestern

5.20	vs. #11 Northwestern	L, 0-9 (5)
------	----------------------	------------

vs. Southern Illinois

5.20	vs. Southern Illinois	W, 5-4
------	-----------------------	--------

vs. #11 Northwestern

2007 (32-24)

Home: 14-6 / Away: 6-3 / Neutral: 12-15
BIG EAST regular season - 4th (13-7)

BIG EAST Tournament - 2nd

Head Coach: Deanna Gumpf

Captains: Stephanie Brown, Kenya Fuemmeler,
Katie Laing

Tiger Invitational (Auburn, Ala.)

2.16	at Auburn	W, 3-2
2.16	vs. Alabama-Birmingham	L, 0-8 (6)
2.17	vs. Tennessee Tech	W, 6-5
2.17	vs. Tulsa	L, 2-4
2.18	vs. Virginia Tech	L, 0-2

Cathedral City Classic (Cathedral City, Calif.)

2.23	vs. #9 Oklahoma	L, 3-7
2.23	vs. #17 California	L, 5-7
2.24	vs. UNLV	W, 4-3 (8)
2.24	vs. Cal State Fullerton	L, 0-2
2.25	vs. Mississippi	W, 3-1

Jacksonville Tournament (Jacksonville, Fla.)

3.2	vs. Virginia	W, 4-1
3.2	at Jacksonville	W, 7-2
3.3	vs. Virginia	W, 6-3
3.4	vs. Michigan	L, 0-1

Long Beach Invitational (Long Beach, Calif.)

3.11	vs. Eastern Kentucky	W, 10-2
3.11	vs. #12 UCLA	L, 3-9

Judi Garman Classic (Fullerton, Calif.)

3.15	vs. #2 Arizona	L, 0-3
3.16	vs. Fresno State	W, 4-2
3.16	vs. #16 Louisiana-Lafayette	L, 2-4
3.17	vs. #8 Texas	L, 0-3
3.17	vs. Pacific	L, 0-8 (5)

3.22	IUPUI	W, 6-1
3.24	*St. John's	W, 8-0 (6)
3.24	*St. John's	W, 3-0
3.25	*Seton Hall	W, 2-1
3.25	*Seton Hall	W, 9-1 (5)
3.29	Toledo	W, 4-1
3.31	*Pittsburgh	W, 4-0
3.31	*Pittsburgh	W, 4-0
4.1	*Syracuse	W, 7-0
4.1	*Syracuse	W, 10-2 (5)
4.10	Eastern Michigan	L, 1-2
4.14	*at Providence	W, 10-1 (5)
4.14	*at Providence	L, 0-9 (5)
4.17	Western Michigan	W, 9-0 (5)
4.17	Western Michigan	W, 5-1
4.18	Ball State	W, 3-0
4.19	Valparaiso	W, 5-0
4.21	*Louisville	L, 2-8
4.21	*Louisville	L, 0-5
4.22	*South Florida	L, 1-3
4.22	*South Florida	L, 1-3
4.24	#8 Northwestern	L, 0-12 (5)
4.29	*at #11 DePaul	L, 1-3
4.29	*at #11 DePaul	L, 0-4
5.1	at Loyola-Chicago	W, 5-0
5.5	*at Rutgers	W, 5-2
5.5	*at Rutgers	W, 5-1
5.6	*at Villanova	W, 5-2
5.6	*at Villanova	W, 4-2

BIG EAST Conference Tournament (Notre Dame, Ind.)

5.10	vs. Connecticut	W, 6-0
5.11	vs. #12 DePaul	W, 8-2
5.12	vs. Louisville	L, 2-3

NCAA Tournament (Evansville, Ill.)

5.18	vs. #25 Illinois State	L, 1-2
5.19	vs. Wright State	W, 3-0
5.19	vs. #25 Illinois State	L, 1-3

*BIG EAST contest

2008 (38-22-1)

Home: 11-3-1 / Away: 15-12 / Neutral: 12-7
BIG EAST regular season - 4th (14-8)

BIG EAST Tournament - 3rd

Head Coach: Deanna Gumpf

Captains: Brittney Bargar, Linda Kohan, Katie Laing

Kajikawa Classic (Tempe, Ariz.)

2.15	vs. Utah	W, 6-2
2.16	vs. Western Kentucky	L, 5-6
2.16	vs. #3 Texas A&M	L, 1-4
2.17	vs. California	W, 4-3

Aquafina Invitational (Gainesville, Fla.)

2.22	vs. Gardner-Webb	L, 2-3
2.22	vs. North Florida	W, 1-0
2.23	at #7 Florida	L, 2-3
2.23	vs. North Florida	W, 1-0
2.24	at #7 Florida	L, 2-5

Worth Invitational (Fullerton, Calif.)

3.1	vs. Pacific	W, 11-3 (5)
3.1	vs. UC Davis	W, 6-5
3.2	at Cal State Fullerton	L, 0-1
3.4	at UC Riverside	W, 8-2

Long Beach Invitational (Lakewood, Calif.)

3.7	vs. #2 UCLA	L, 2-3
3.7	vs. Long Beach State	L, 0-1
3.8	vs. #24 Virginia Tech	W, 2-1
3.8	vs. Cal State Fullerton	W, 1-0

(Long Beach, Calif.)

3.9	vs. Cal State Northridge	W, 3-1
-----	--------------------------	--------

Lowcountry Invitational (Charleston, S.C.)

3.14	vs. Iowson	W, 7-0
3.14	at Charleston Southern	W, 16-2 (5)
3.15	vs. Campbell	W, 5-0
3.15	vs. Iowson	L, 2-6
3.15	at Charleston Southern	W, 10-2 (5)

3.20	at Western Michigan	W, 2-0
3.26	IUPUI	W, 8-0 (5)
3.30	*at #17 DePaul	L, 1-2
3.30	*at #17 DePaul	W, 2-0
4.2	Toledo	W, 2-1
4.5	*at St. John's	W, 5-0
4.5	*at St. John's	W, 8-4 (12)
4.6	*at Seton Hall	W, 12-1 (5)
4.6	*at Seton Hall	W, 6-2
4.9	Eastern Michigan	W, 10-1 (5)
4.9	Eastern Michigan	W, 5-1
4.13	*Villanova	L, 1-4
4.13	*Villanova	W, 10-5
4.14	*Rutgers	W, 1-0
4.14	*Rutgers	L, 4-5
4.15	at #13 Northwestern	L, 0-5
4.16	Wisconsin	W, 11-5
4.19	*at Louisville	W, 3-1 (8)
4.19	*at Louisville	W, 12-4 (5)
4.20	*at South Florida	L, 2-5
4.20	*at South Florida	L, 4-8
4.22	at Purdue	L, 0-1
4.22	at Purdue	W, 3-1
4.24	Loyola-Chicago	W, 4-3 (8)
4.24	Loyola-Chicago	L, 2-2
4.26	*Providence	W, 10-1 (5)
4.26	*Providence	L, 3-5
4.27	*Connecticut	W, 8-5
4.27	*Connecticut	W, 3-2
4.29	at Valparaiso	W, 6-0
5.3	*at Pittsburgh	W, 1-0
5.3	*at Pittsburgh	L, 2-4
5.4	*at Syracuse	W, 8-0
5.4	*at Syracuse	L, 7-8

BIG EAST Conference Tournament (Louisville, Ky.)

5.8	at Louisville	L, 1-3
-----	---------------	--------

NCAA Tournament (Ann Arbor, Mich.)

5.16	vs. Kent State	W, 9-1 (6)
5.17	vs. #6 Michigan	L, 0-8 (5)
5.17	vs. Kent State	L, 6-7 (8)

*BIG EAST contest

2009 (43-17)

Home: 17-5 / Away: 14-8 / Neutral: 12-4
BIG EAST regular season - 2nd (19-4)

BIG EAST Tournament - 1st

Head Coach: Deanna Gumpf

Captains: Brittney Bargar, Linda Kohan

Bama Bash (Tuscaloosa, Ala.)

2.13	at #1 Alabama	L, 1-10 (5)
2.14	vs. East Carolina	W, 2-1
2.14	at #1 Alabama	L, 0-10 (5)
2.15	vs. Wisconsin	L, 0-2

Nike Invitational (Palo Alto, Calif.)

2.20	vs. Sacramento State	W, 4-1
2.20	at #5 Stanford	L, 0-2
2.21	at #5 Stanford	L, 2-5
2.21	vs. Sacramento State	W, 11-0

UNLV Invitational (Las Vegas, Nev.)

3.7	vs. Texas Tech	W, 7-0
3.7	vs. UC Santa Barbara	W, 5-2
3.8	vs. Texas Tech	W, 5-0
3.8	at UNLV	L, 3-5
3.10	at #5 UCLA	L, 1-3

Judi Garman Classic (Fullerton, Calif.)

3.12	vs. Penn State	L, 0-1 (8)
3.12	vs. #9 Oklahoma	W, 4-3
3.13	vs. Pacific	W, 7-3
3.14	vs. #12 Arizona	L, 1-10 (5)
3.15	vs. #6 Arizona State	L, 0-3

3.18	Toledo	W, 15-0 (5)
3.18	Toledo	W, 9-1 (5)
3.22	*St. John's	L, 3-4
3.22	*St. John's	W, 5-4
3.24	Ball State	W, 5-1
3.25	Western Michigan	W, 6-1
3.25	Western Michigan	W, 8-1
3.28	*at Georgetown	W, 6-4
3.28	*at Georgetown**	W, 8-2
3.29	*at South Florida	W, 3-2
3.29	*at South Florida	W, 6-3
4.1	Northern Illinois	W, 11-4
4.4	*Pittsburgh	L, 2-5
4.5	*Pittsburgh	W, 7-1
4.5	*Seton Hall	W, 9-0 (5)
4.5	*Seton Hall	W, 13-0 (5)
4.8	*#22 DePaul	L, 7-8 (9)
4.8	*#22 DePaul	W, 5-2
4.9	Valparaiso	W, 11-0 (6)
4.9	Valparaiso	W, 17-9 (5)
4.11	*at Connecticut	W, 12-4
4.14	at Wisconsin	W, 5-0
4.14	at Wisconsin	W, 4-2
4.18	*at Villanova	W, 3-0
4.18	*at Villanova	W, 7-1
4.19	*at Rutgers	W, 4-1
4.19	*at Rutgers	W, 4-3
4.22	North Dakota State	L, 1-2
4.22	North Dakota State	W, 5-0
4.26	*Syracuse	W, 4-0
4.26	*Syracuse	W, 6-3
4.30	*at Providence	W, 9-1 (5)
4.30	*at Providence	W, 7-1
5.3	*#18 Louisville	L, 5-6
5.3	*#18 Louisville	W, 7-4

BIG EAST Conference Tournament (Louisville, Ky.)

5.7	vs. St. John's	W, 5-1
5.8	at #17 Louisville	W, 3-0
5.9	vs. #19 DePaul	W, 1-0

NCAA Tournament (Ann Arbor, Mich.)

5.15	vs. Cleveland State	W, 3-1
5.16	vs. #7 Michigan	L, 1-2
5.16	vs. Miami (Ohio)	W, 3-1
5.17	vs. #7 Michigan	L, 0-4

*BIG EAST contest

**delayed on March 28, resumed and completed on May 1.

Year-By-Year Results

2010 (47-12)

Home: 19-0 / Away: 12-7 / Neutral: 16-5
BIG EAST regular season - 1st (18-3)
BIG EAST Tournament - 3rd
Head Coach: Deanna Gumpf
Captains: Christine Lux, Katie Fleury

Kajikawa Classic (Tempe, Ariz.)

2.12	vs. Creighton	W, 11-3 (6)
2.12	vs. Oregon	L, 1-4
2.13	vs. Auburn	L, 2-5
2.13	vs. Oregon State	L, 3-7
2.14	vs. #1 Washington	L, 0-5

Mizuno Classic (Hattiesburg, Miss.)

2.20	vs. Louisiana Tech	W, 1-0
2.20	at Southern Miss	W, 7-6
2.21	vs. Stephen F. Austin	W, 3-0

Cavalier Invitational (Newport News, Va.)

2.26	vs. George Washington	W, 8-0 (5)
2.26	vs. Virginia	W, 11-3 (5)
2.27	vs. George Washington	W, 12-0 (5)
2.27	vs. Virginia	W, 9-3

Aten Construction Tournament (Riverside, Calif.)

3.6	vs. #14 Ohio State	W, 12-5
3.6	vs. East Tennessee State	W, 6-1
3.7	at UC Riverside	W, 10-0 (5)
3.10	at Cal State Northridge	W, 3-0

Long Beach Invitational (Lakewood, Calif.)

3.12	vs. Buffalo	W, 1-0
3.12	vs. San Diego	W, 11-3 (5)
3.13	vs. UNLV	W, 4-1
3.13	vs. Long Beach State	W, 4-2
3.14	vs. Purdue	W, 3-0
3.18	at Western Michigan	W, 13-5 (6)
3.23	Eastern Michigan	W, 9-0 (5)
3.23	Eastern Michigan	W, 9-3
3.24	Toledo	W, 11-0 (5)
3.34	Toledo	W, 8-4
3.27	*at Seton Hall	W, 12-0 (5)
3.27	*at Seton Hall	W, 11-1 (6)
3.28	*at Seton Hall	W, 13-3
3.30	*at Loyola-Chicago	L, 0-8 (6)
4.1	*Rutgers	W, 8-0 (6)
4.3	*Rutgers	W, 8-0 (5)
4.10	*South Florida	W, 4-2
4.10	*South Florida	W, 10-1 (5)
4.11	*South Florida	W, 2-0
4.14	*Georgetown	W, 5-0
4.14	*Georgetown	W, 3-2
4.14	Cleveland State	W, 8-0 (6)
4.17	*at #25 Louisville	W, 5-0
4.17	*at #25 Louisville	L, 1-4
4.18	*at #25 Louisville	W, 3-1
4.21	Valparaiso	W, 7-6
4.22	*at DePaul	L, 6-7 (8)
4.22	*at DePaul	L, 2-15 (5)
4.24	*Villanova	W, 8-0 (5)
4.24	*Villanova	W, 11-3 (5)
4.25	*Villanova	W, 10-0 (5)
4.28	Bowling Green	W, 4-1
4.28	Bowling Green	W, 10-5
4.29	Wisconsin	W, 11-3 (5)
5.8	*at St. John's	W, 6-3
5.8	*at St. John's	W, 10-2 (6)
5.9	*at St. John's	W, 12-2 (6)

BIG EAST Conference Tournament (Louisville, Ky.)

5.13	vs. Providence	W, 6-2
5.14	at Louisville	L, 2-5

NCAA Tournament (Ann Arbor, Mich.)

5.21	vs. Illinois State	W, 10-0 (8)
5.22	vs. #2 Michigan	L, 0-8 (5)
5.22	vs. Wright State	W, 6-5
5.23	vs. #2 Michigan	L, 2-12

*BIG EAST contest

2011 (46-11)

Home: 18-2 / Away: 14-3 / Neutral: 14-6
BIG EAST regular season - 1st (19-1)
BIG EAST Tournament - 3rd
Head Coach: Deanna Gumpf
Captain: Heather Johnson

UCF Invitational (Orlando, Fla.)

2.18	vs. Miami (Ohio)	W, 3-2
2.18	at UCF	W, 5-3
2.19	vs. Illinois-Chicago	W, 4-1
2.19	vs. Delaware	W, 11-1 (5)
2.20	vs. Miami (Ohio)	W, 4-1

Cougar Classic (Charleston, S.C.)

2.26	at College of Charleston	W, 2-0
2.26	vs. Iowa State	W, 1-0
2.27	vs. Marist	W, 10-1 (5)
2.27	vs. Liberty	W, 6-4

Diamond 9 Citrus Classic (Buena Vista, Fla.)

3.4	vs. Longwood	L, 0-2
3.4	vs. #1 Alabama	L, 1-4
3.5	vs. North Carolina	W, 4-3 (8)
3.5	vs. Maryland	W, 5-3
3.6	vs. Fordham	W, 6-0
3.13	at Cal Poly	W, 4-1
3.13	at Cal Poly	W, 2-0

Judi Garman Classic (Fullerton, Calif.)

3.16	vs. #9 Oklahoma	W, 2-1
3.16	at Cal State Fullerton	L, 0-10 (5)
3.17	vs. #19 Louisiana-Lafayette	L, 1-5
3.18	vs. New Mexico	W, 5-0
3.18	vs. #4 Washington	L, 4-7
3.19	vs. #5 Michigan	L, 4-9
3.25	Northern Illinois	W, 4-1
3.29	Western Michigan	L, 2-3
3.31	Purdue	W, 7-5
4.2	*Providence	W, 12-4 (5)
4.2	*Providence	W, 7-3
4.3	*Providence	W, 9-0 (5)
4.5	at Wisconsin	W, 9-1 (6)
4.7	Butler	W, 5-0
4.7	Butler	W, 6-1
4.10	*at Syracuse	W, 9-2
4.10	*at Syracuse	W, 7-4
4.12	Bowling Green	W, 10-2 (6)
4.12	Bowling Green	W, 8-5
4.13	Loyola-Chicago	W, 8-0 (6)
4.16	*Louisville	W, 8-5
4.17	*Louisville	W, 4-3
4.17	*Louisville	L, 6-9
4.21	*at Villanova	W, 2-1
4.21	*at Villanova	W, 10-8
4.22	*at USF	W, 1-0
4.22	*at USF	W, 5-0
4.30	*St. John's	W, 10-3
4.30	*St. John's	W, 11-1 (5)
5.1	*St. John's	W, 14-0 (5)
5.3	Valparaiso	W, 10-2 (6)
5.4	*Pittsburgh	W, 8-1
5.4	*Pittsburgh	W, 8-0 (6)
5.7	*at Connecticut	W, 8-4
5.7	*at Connecticut	W, 9-0 (5)
5.8	*at Connecticut	W, 14-11

BIG EAST Conference Tournament (Louisville, Ky.)

5.12	vs. Providence	W, 6-4
5.13	at Louisville	L, 0-6

NCAA Tournament (Ann Arbor, Mich.)

5.20	vs. #21 Kentucky	L, 0-6 (5)
5.21	at Western Michigan	W, 4-0
5.21	vs. #2 Michigan	L, 8-9

*BIG EAST contest

2012 (40-16)

Home: 19-3 / Away: 12-5 / Neutral: 9-8
BIG EAST regular season - 2nd (16-3)
BIG EAST Tournament - 2nd
Head Coach: Deanna Gumpf
Captains: Alexa Maldonado, Dani Miller, Kasey O'Connor, Kristina Wright

Campbell/Carter Classic (San Diego, Calif.)

2.17	at San Diego State	L, 3-8
2.17	at San Diego	L, 2-4
2.18	vs. Oregon State	L, 2-3
2.18	vs. UC Santa Barbara	W, 6-4
2.19	vs. Boise State	L, 1-3

Carolina Classic (Chapel Hill, N.C.)

2.25	vs. Penn State	W, 6-3
2.25	at #24 North Carolina	W, 6-5
2.26	vs. Minnesota	L, 1-9
2.26	at #24 North Carolina	W, 9-3

Diamond 9 Citrus Classic (Buena Vista, Fla.)

3.3	vs. Longwood	W, 5-0
3.3	vs. Ohio State	W, 3-1 (8)
3.4	vs. Fordham	W, 3-1
3.4	vs. Virginia Tech	L, 0-3

Long Beach State Invite (Lakewood/Long Beach, Calif.)

3.10	vs. Oregon State	W, 8-1
3.11	vs. Charleston Southern	L, 2-5
3.11	vs. UNLV	L, 2-3
3.13	at Loyola Marymount	W, 4-3

Judi Garman Classic (Fullerton, Calif.)

3.14	at Cal State Fullerton	W, 16-0 (5)
3.15	vs. Iowa	W, 3-0
3.15	vs. #19 Michigan	L, 1-2
3.16	vs. #3 Washington	L, 2-7
3.27	Western Michigan	W, 5-3
3.28	Toledo	W, 9-1 (5)
3.31	Toledo	W, 8-0 (6)
3.31	*Connecticut	W, 5-2
4.1	*Connecticut	W, 7-3
4.1	*Connecticut	W, 7-2
4.4	Northwestern	W, 9-1 (5)
4.5	at Purdue	W, 8-6
4.11	*at Rutgers	W, 4-1
4.11	*at Rutgers	L, 6-7 (9)
4.14	*Syracuse	W, 4-3
4.15	*Syracuse	L, 2-8
4.15	*Syracuse	L, 2-3 (8)
4.18	Valparaiso	W, 6-3
4.19	Cleveland State	W, 6-5
4.21	*DePaul	W, 3-0
4.21	*DePaul	W, 4-3
4.22	*DePaul	W, 2-1
4.24	Michigan State	W, 7-1
4.25	*Seton Hall	W, 8-0 (5)
4.25	*Seton Hall	W, 5-1
4.28	*at Providence	W, 5-3
4.29	*at Providence	W, 14-2 (5)
5.2	Eastern Michigan	W, 10-0 (5)
5.5	*at Pittsburgh	W, 9-1 (6)
5.6	*at Pittsburgh	W, 4-0

BIG EAST Conference Tournament (Notre Dame, Ind.)

5.10	vs. Rutgers	W, 5-0
5.11	vs. St. John's	W, 9-3
5.12	vs. #8 Louisville	L, 3-4

NCAA Tournament (Tucson, Ariz.)

5.18	vs. #13 Hawaii	W, 7-3 (9)
5.19	at #17 Arizona	L, 2-7
5.19	vs. North Dakota State	W, 8-4
5.20	at #17 Arizona	L, 3-8

*BIG EAST contest

Notre Dame has appeared in the NCAA Tournament 17 times overall, making its 14th consecutive appearance following the 2012 regular season. The Irish have advanced to the final day of regional action seven times. They were eliminated on the final day by Iowa in 2001, Northwestern in 2005 and 2006, Michigan in 1995, 2009 and 2010 and Arizona in 2012

Liz Miller guided the Irish to their first NCAA appearance and returned five more times. Deanna Gumpf has steered her Irish squads to 11 NCAA trips in as many seasons.

Notre Dame has an overall record of 26-34 (.433) in the NCAA Tournament through 17 trips. The program registered three of those wins in one of the more memorable showdowns at the NCAs in 2001.

- The Irish traveled exclusively to Big Ten regional sites for 15 of the team's 17 appearances (Arizona, Pac-12, in 2012) in NCAA regional play ... Indiana (1994), Iowa (2001-02), Michigan (1995-96, 1999-2000, 2003-04, 2008-11) and Northwestern (2006-07) have hosted the Irish in regional competition ... Notre Dame played host to their first regional at Ivy Field in 2005.

- First appearance (1994 - Bloomington, Ind.): The Irish faced top-seeded Indiana in the first game of the tournament and dealt the Hoosiers a 3-0 defeat in eight innings ... the host team avenged the loss one day later with an 8-0 victory.

- First pitching victory (1994 - Terri Kobata): Arguably the greatest pitcher in Notre Dame

softball history, Kobata won the first NCAA Tournament game for the Irish with a two-hit, nine strikeout performance against Indiana in 1994.

- First No. 1 seed (2001) - Notre Dame was ranked as high as seventh in the nation during the 2001 campaign and earned the team's first NCAA Tournament number-one seed ... the team could not host the event that season, however, and would bow out on the final day of the tournament to No. 2 Iowa on the Hawkeye's home field.

- First no-hitter (2008) - Nine runs on seven hits by the Irish offense and pitcher Brittney Bargar's second no-hitter in as many weeks gave the second-seeded Irish a victory over third-seeded Kent State in six innings to open the 2008 tournament in Ann Arbor ... the 9-1 decision marked the fourth no-hitter of Bargar's career but the second in which the hurler allowed a run ... it was the 36th no-hitter in school history and the first for Notre Dame in the NCAA Tournament, also giving Bargar the honor of becoming the first Irish pitcher to record 30 wins in a season.

- Three-In-One (2008) - In the 2008 opener against Kent State, Linda Kohan and Katie Fleury were joined in the home run department by Christine Lux, with each of the three bombs coming in the game's third inning ... it was the second time in school history the Irish hit three home runs in the same inning - a feat last accomplished exactly one month prior against Wisconsin (April 16) by the same trio.

NOTRE DAME SINGLE-GAME NCAA RECORDS

Innings Pitched

12.0	1994	Terri Kobata	vs. Illinois-Chicago
9.0	2002	Laura Winter	vs. Hawaii
8.0	2003	Heather Booth	vs. Missouri
8.0	1994	Terri Kobata	vs. Indiana (1)
7.2	2008	Brittney Bargar	vs. Kent State (2)
7.0	2005	Heather Booth	vs. Northwestern (1)
7.0	2004	Heather Booth	vs. DePaul
7.0	2002	Steffany Stenglein	vs. Oregon State (2)
7.0	2002	Steffany Stenglein	vs. Iowa
7.0	2001	Kristin Schmidt	vs. DePaul
7.0	2001	Kristin Schmidt	vs. Illinois State
7.0	1999	Jennifer Sharron	vs. Michigan
7.0	2000	Jennifer Sharron	vs. Illinois-Chicago
7.0	2006	Heather Booth	vs. UC Santa Barbara
7.0	2006	Heather Booth	vs. Southern Illinois
7.0	2012	Laura Winter	vs. North Dakota State

Strikeouts

15 (12.0 IP)	1994	Terri Kobata	vs. Illinois-Chicago
12 (7.0 IP)	2006	Heather Booth	vs. Southern Illinois
11 (7.0 IP)	2001	Kristin Schmidt	vs. Illinois State
10 (7.0 IP)	2012	Laura Winter	vs. North Dakota State
9 (8.0 IP)	1994	Terri Kobata	vs. Indiana (1)
8 (8.0 IP)	2010	Jody Valdivia	vs. Illinois State
8 (9.0 IP)	2012	Laura Winter	vs. Hawaii
7 (7.2 IP)	1995	Terri Kobata	vs. Illinois-Chicago (2)
6 (5.0 IP)	2001	Jennifer Sharron	vs. Western Illinois

Hits Allowed

0 (6.0 IP)	2008	Brittney Bargar	vs. Kent State (1)
1 (5.0 IP)	2001	Jennifer Sharron	vs. Western Illinois
2 (7.0 IP)	2002	Steffany Stenglein	vs. Oregon State (2)
2 (7.0 IP)	2001	Kristin Schmidt	vs. DePaul
2 (8.0 IP)	1994	Terri Kobata	vs. Indiana (1)
2 (5.0 IP)	2003	Heather Booth	vs. Oakland
3 (7.0 IP)	2000	Jennifer Sharron	vs. Illinois-Chicago
3 (7.0 IP)	1999	Jennifer Sharron	vs. Michigan
3 (6.1 IP)	2002	Steffany Stenglein	vs. Nebraska
3 (6.0 IP)	2004	Heather Booth	vs. Illinois-Chicago
3 (6.0 IP)	2000	Jennifer Sharron	vs. DePaul
4 (7.0 IP)	2001	Kristin Schmidt	vs. Illinois State
4 (12.0 IP)	1994	Terri Kobata	vs. Illinois-Chicago
4 (6.0 IP)	1995	Terri Kobata	vs. Illinois-Chicago (1)
4 (6.0 IP)	2004	Steffany Stenglein	vs. Michigan

Hits

4	2006	Meagan Ruthrauff	vs. Northwestern (2)
4	1995	Andrea Keys	vs. Illinois-Chicago (2)
3	2011	Katie Fleury	vs. Michigan
3	2010	Christine Lux	vs. Illinois State

3	2009	Beth Northway	vs. Miami (Ohio)
3	2008	Linda Kohan	vs. Kent State (2)
3	2008	Katie Fleury	vs. Kent State (1)
3	2004	Megan Giolli	vs. DePaul
3	2001	Jennifer Sharron	vs. Iowa (2)
3	2001	Andria Bledsoe	vs. DePaul
3	2001	Jennifer Sharron	vs. DePaul
3	2001	Melanie Alkire	vs. Western Illinois
3	1999	Lizzy Lemire	vs. Nebraska (2)
3	1995	Katie Marten	vs. Michigan (1)
3	1995	Jenna Knudson	vs. Illinois-Chicago (2)
3	1995	Katie Marten	vs. Illinois-Chicago (2)
3	2012	Kelsey Thornton	vs. Hawaii

RBI

4	2008	Linda Kohan	vs. Kent State (1)
4	2006	Meagan Ruthrauff	vs. UC Santa Barbara
4	2001	Melanie Alkire	vs. Western Illinois
3	2007	Linda Kohan	vs. Wright State
3	1995	Jenna Knudson	vs. Illinois-Chicago (2)

Home Runs

1	2012	Alexa Maldonado	vs. Hawaii
1	2012	Katey Haus	vs. Hawaii
1	2012	Amy Buntin	vs. North Dakota State
1	2012	Chloe Saganowich	vs. Arizona
1	2011	Brianna Jorgensborg	vs. Western Michigan
1	2011	Dani Miller	vs. Michigan
1	2010	Heather Johnson	vs. Michigan (2)
1	2009	Heather Johnson	vs. Michigan (1)
1	2009	Erin Marrone	vs. Miami (Ohio)
1	2009	Dani Miller	vs. Cleveland State
1	2008	Christine Lux	vs. Kent State (1)
1	2008	Linda Kohan	vs. Kent State (1)
1	2008	Katie Fleury	vs. Kent State (1)
1	2006	Katie Laing	vs. Northwestern (2)
1	2006	Meagan Ruthrauff	vs. Northwestern (2)
1	2006	Meagan Ruthrauff	vs. UC Santa Barbara

Stolen Bases

2	2008	Beth Northway	vs. Kent State (2)
2	1995	Katie Marten	vs. Illinois-Chicago (1)

Walks

2	2012	Katey Haus	vs. Hawaii
2	2011	Amy Buntin	vs. Western Michigan
2	2011	Brianna Jorgensborg	vs. Michigan
2	2008	Linda Kohan	vs. Kent State (1)
2	1995	Elizabeth Perkins	vs. Michigan (2)
2	1995	Sara Hayes	vs. Illinois-Chicago (2)

(x) - indicates first, second or third game played against team

Notre Dame and the BIG EAST Championship

Notre Dame in the BIG EAST Championship

1996 - at Chestnut Hill, Mass. / 1-seed

5.4	vs. Providence	W, 3-2
5.4	vs. Connecticut	L, 0-3
5.5	vs. Villanova	W, 4-0
5.5	vs. Connecticut	W, 6-3
5.5	vs. Connecticut	L, 0-1

1997 - at Storrs, Conn. / 1-seed

5.3	vs. Boston College	L, 1-3
5.4	vs. Rutgers	W, 11-8
5.5	vs. Connecticut	L, 1-2

1998 - at Notre Dame, Ind. / 1-seed

5.2	vs. Connecticut	L, 1-4
5.2	vs. Rutgers	L, 0-1

1999 - at Storrs, Conn. / 1-seed

5.8	vs. Connecticut	W, 4-1
5.8	vs. Boston College	W, 9-4
5.9	vs. Seton Hall	W, 5-1

2000 - at Chestnut Hill, Mass. / 1-seed

5.5	vs. Boston College	W, 5-2
5.6	vs. Connecticut	W, 5-0
5.7	vs. Connecticut	W, 7-0

2001 - at Villanova, Pa. / 1-seed

5.10	vs. Seton Hall	L, 1-2
5.11	vs. Villanova	L, 0-1

2002 - at Salem, Va. / 1-seed

5.9	vs. Virginia Tech	L, 3-8
5.10	vs. Syracuse	W, 5-4
5.10	vs. Villanova	W, 6-4
5.11	vs. Virginia Tech	W, 2-1
5.11	vs. Virginia Tech	W, 3-1

2003 - at Salem, Va. / 1-seed

5.8	vs. Seton Hall	W, 9-0
5.9	vs. Villanova	W, 9-7
5.9	vs. Villanova	W, 3-2 (9)

2004 - at Syracuse, N.Y. / 1-seed

5.13	vs. Boston College	W, 4-1
5.14	vs. Seton Hall	L, 1-2 (8)
5.14	vs. Villanova	W, 2-0
5.15	vs. Seton Hall	L, 2-5 (8)

2005 - at South Bend, Ind. / 1-seed

5.12	vs. Villanova	W, 3-0
5.13	vs. Seton Hall	L, 1-2
5.13	vs. Syracuse	W, 4-1
5.14	vs. Seton Hall	L, 1-2 (11)

2006 - at South Bend, Ind. / 3-seed

5.13	vs. Providence	W, 4-1
5.1	vs. Pittsburgh	W, 5-0
5.14	vs. Louisville	W, 1-0

2007 - at South Bend, Ind. / 4-seed

5.10	vs. Connecticut	W, 6-0
5.11	vs. DePaul	W, 8-2
5.12	vs. Louisville	L, 2-3

2008 - at Louisville, Ky. / 4-seed

5.8	vs. Louisville	L, 1-3
-----	----------------	--------

2009 - at Louisville, Ky. / 2-seed

5.7	vs. St. John's	W, 5-1
5.8	vs. Louisville	W, 3-0
5.9	vs. DePaul	W, 1-0

2010 - at Louisville, Ky. / 2-seed

5.13	vs. Providence	W, 6-2
5.14	vs. Louisville	L, 2-5

2011 - at Louisville, Ky. / 1-seed

5.12	vs. Providence	W, 6-4
5.13	vs. Louisville	L, 0-6

2012 - at Notre Dame, Ind. / 2-seed

5.10	vs. Rutgers	W, 5-0
5.11	vs. St. John's	W, 9-3
5.12	vs. Louisville	L, 4-3 (8)

• The BIG EAST Conference has sponsored a softball championship tournament since 1990.

• The top eight teams in the final regular-season conference standings advance to the championship, and the winner of the now single-elimination tournament receives the conference's automatic bid to the 2013 NCAA Tournament.

• Notre Dame has won the league championship title six times, with each of the six victories coming in the last 14 seasons ... the Irish joined the BIG EAST in 1996.

• Two of Notre Dame's most notable tournament runs occurred at Salem, Va., ... in 2002, the Irish rallied from a first-day loss to win four straight games to claim the tournament title in Deanna Gumpf's first season ... the next season the Irish utilized a walk-off home run by Andrea Loman in the bottom of the ninth inning to capture their second straight league title ... bolstered by that home run, Loman became the third BIG EAST player to earn the tournament's Most Outstanding Player trophy two times (UConn's Bridgett McCaffery and Janna Venice also earned the award twice) and joined McCaffery as just the second BIG EAST player to claim the award in back-to-back tournaments.

• In 2006, behind the strong pitching of senior hurler Heather Booth, the Irish won their three tournament games over Providence, Pittsburgh and No. 18 Louisville by the combined score of 10-1 ... Booth started and threw complete games in all three games of the tournament, including a one-hit shutout of No. 18 Louisville in the championship game ... for her efforts, Booth was named the 2006 Most Outstanding Player.

• The 2007 BIG EAST Championship was hosted in South Bend, Ind., for the third time in as many seasons ... the tournament was played at the Belleville Softball Complex.

• Notre Dame beat three teams - St. John's, No. 17 Louisville and No. 19 DePaul - without allowing an earned run en route to claiming the program's sixth BIG EAST Tournament title in 2009 ... not only did Notre Dame hand Louisville just its second home loss of the season, but the Irish became the only team to blank the Cardinals on the year ... it was the first time Notre Dame beat ranked opponents in two consecutive contests since 2005 and the first time the Irish beat a pair of top-20 teams on consecutive tries since 2000 ... Brittney Bargar, who was named the tournament's Most Outstanding Player, earned two shutout wins while giving up eight hits.

• Notre Dame hosted the 2012 BIG EAST Championship at Melissa Cook Stadium.

Championship Results

Year	Champion	Coach	Score	Runner-up	Site
2012	Louisville	Sandy Pearsall	4-3 (8)	Notre Dame	Notre Dame, Ind.
2011	Syracuse	Leigh Ross	1-0	Louisville	Louisville, Ky.
2010	Syracuse	Leigh Ross	2-1	Louisville	Louisville, Ky.
2009	Notre Dame	Deanna Gumpf	1-0	DePaul	Louisville, Ky.
2008	DePaul	Eugene Lenti	4-1	South Florida	Louisville, Ky.
2007	Louisville	Sandy Pearsall	3-2	Notre Dame	South Bend, Ind.
2006	Notre Dame	Deanna Gumpf	1-0	Louisville	South Bend, Ind.
2005	Seton Hall	Ray VanderMay	2-1 (11)	Notre Dame	South Bend, Ind.
2004	Seton Hall	Ray VanderMay	5-2 (8)	Notre Dame	Syracuse, N.Y.
2003	Notre Dame	Deanna Gumpf	3-2 (9)	Villanova	Salem, Va.
2002	Notre Dame	Deanna Gumpf	3-1	Virginia Tech	Salem, Va.
2001	Connecticut	Karen Mullins	3-0	Seton Hall	Villanova, Pa.
2000	Notre Dame	Liz Miller	7-0	Connecticut	Chestnut Hill, Mass.
1999	Notre Dame	Liz Miller	5-1	Seton Hall	Storrs, Conn.
1998	Boston College	Jennifer Finley	6-1	Connecticut	Notre Dame, Ind.
1997	Boston College	Jennifer Finley	9-1	Connecticut	Storrs, Conn.
1996	Connecticut	Karen Mullins	1-0	Notre Dame	Chestnut Hill, Mass.
1995	Connecticut	Karen Mullins	3-1	Providence	Jamaica, N.Y.
1994	Providence	Jennifer Finley	1-0	Connecticut	Jamaica, N.Y.
1993	Connecticut	Karen Mullins	9-0	Villanova	Storrs, Conn.
1992	Connecticut	Karen Mullins	2-1	Providence	Storrs, Conn.
1991	Connecticut	Karen Mullins	2-0	Boston College	Chestnut Hill, Mass.
1990	Connecticut	Karen Mullins	2-0	St. John's	Chestnut Hill, Mass.

Notre Dame's BIG EAST Championship Most Outstanding Players

2009	Brittney Bargar
2006	Heather Booth
2003	Andrea Loman
2002	Andrea Loman
2000	Melanie Alkire
1999	Jennifer Sharon

Irish Record vs. Opponents in BIG EAST Championship

vs. Boston College	3-1
vs. Connecticut	5-4
vs. DePaul	2-0
vs. Louisville	2-5
vs. Providence	4-0
vs. Pittsburgh	1-0
vs. Rutgers	2-1
vs. St. John's	2-0
vs. Seton Hall	2-5
vs. Syracuse	2-0
vs. Villanova	6-1
vs. Virginia Tech	2-1

Mon.	Name	Pos.	Years	Hometown	Career Statistics
****	Alford, Staci	P	1990-93	Baton Rouge, La.	48-27, 10 SV, 116 GP, 571.2 IP, 1.29 ERA, 369 K
****	Alkire, Melanie	SS/P	1998-2001	Union City, Calif.	340 BA, 238 GP, 260 G, 30 HR, 167 RBI, 143.2 IP
**	Allen, Korrie	C	1995-98	Carol Stream, Ill.	219 BA, 127 GP, 128 AB, 30 R, 28 H, 17 RBI
****	Alvarez, Ronny	P/OF	1990-93	Temperance, Mich.	219 BA, 200 GP, 461 AB, 69 R, 4-1, 36.1 IP
****	Barnas, Aimee	1B/U	1991	Chicago, Ill.	1 GP
****	Bargar, Brittney	RHP	2006-09	Corona, Calif.	92-51, 172 G, 137 GS, 99 CG, 27 SHO, 45 SV, 931.0 IP, 819 K, 1.92 ERA
****	Battersby, Joy	P	1994-97	Morris, Ill.	45-34, 99 GP, 83 GS, 491 IP, 2.24 ERA, 217 K
****	Bessolo, Angela	P	1996-99	Lakewood, Calif.	53-31, 125 GP, 8 SV, 562.2 IP, 445 SO, 1.68 ERA
****	Bledsoe, Andria	3B/SS	2000-03	Higley, Ariz.	310 BA, 234 GP, 209 H, 14 HR, 125 RBI, 33 SB
****	Booth, Heather	RHP	2003-06	Riverside, Calif.	96-39, 163 GP, 135 GS, 87 CG, 32 SHO, 6.59, 901.1 IP, 845 K, 1.65 ERA
*	Boulac, Dawn	1B/P	1989	South Bend, Ind.	209 BA, 51 GP, 134 AB, 10 R, 28 H, 13 RBI
***	Boulac, Debbie	3B	1990-93	South Bend, Ind.	206 BA, 153 GP, 398 AB, 24 R, 82 H, 30 RBI
**	Bowie, Jackie	P	2010-present	Galesburg, Mich.	3-3, 32 GP, 6 GS, 1 SV, 68.2 IP, 61 K, 3.47 ERA
****	Brandenburg, Kara	P/OF	1993-94	West Sacramento, Calif.	215 BA, 51 GP, 65 AB, 4-3, 54.0 IP, 2.46 ERA
****	Brown, Stephanie	OF/2B	2004-07	Chandler, Ariz.	356 BA, 242 GP, 242 GS, 778 AB, 166 R, 277 H, 35 2B, 3 3B, 19 HR, 78 RBI, 55 SB
****	Buntin, Amy	C	2010-present	Franklin, Tenn.	330 BA, 136 GP, 110 GS, 342 AB, 79 R, 113 H, 12 ZB, 17 HR, 84 RBI, 526 SLG
****	Colli, Megan	OF	2002-05	Terre Haute, Ind.	368 BA, 242 GP, 241 GS, 284 H, 161 R, 37 2B, 13 HR, 76 SB
****	Clay, Alexia	C	2008-11	Rochester, Ind.	304 BA, 159 GP, 143 GS, 392 AB, 80 R, 119 H, 23 2B, 5 3B, 15 HR, 83 RBI
****	Cline, Michelle	2B/SS	1992-95	Pittsburgh, Pa.	197 BA, 188 GP, 223 AB, 42 R, 44 H, 21 RBI
****	Connoyer, Christy	2B/SS	1991-94	Bethalto, Ill.	285 BA, 217 GP, 643 AB, 183 H
*	Cook, Melissa	2B/SS	1991-92	Merrillville, Ind.	210 BA, 42 GP, 62 AB, 8 R, 13 H
***	Crossen, Rachel	OF	1989-91	Davenport, Iowa	261 BA, 145 GP, 399 AB, 66 R, 104 H, 53 RBI
****	Cunningham, Dawn	2B/SS	1996-98	Bethalto, Ill.	184 BA, 156 GP, 207 AB, 57 R, 38 H, 19 SB
****	DeAlcuaz, Chantal	C	2001-03	Modesto, Calif.	44 GP, 26 AB, 4 R, 1 H, 1 RBI
***	DeFauz, Nicole	IF/OF	2001-04	Southington, Conn.	264 BA, 221 GP, 131 GS, 82 R, 98 H, 14 2B, 32 RBI, 26 SB
*	Dell-Aria, Annie	C/DP	2002	Fairfax, Va.	301 BA, 29 GP, 43 AB, 13 H, 7 RBI, 1 HR
****	Dwyer, Kelly	1B	1991	Harrisburg, Ind.	1 GP, 1 BB
**	Eimen, Rebecca	2B/SS	1999-2000	Manford, Okla.	248 BA, 102 GP, 101 AB, 44 R, 25 H, 11 RBI
****	Ellis, Ashley	OF	2007-08	Pikeville, Tenn.	261 BA, 89 GP, 64 GS, 184 AB, 32 R, 48 H, 7 HR, 31 RBI, 73 TB
****	Farrell, Christine	P/U	2006-09	La Habra, Calif.	70 GP, 27 R, 14 SB, 16 SBA
****	Faust, Mia	1B/DP	1989	Wanaque, N.J.	270 BA, 54 GP, 141 AB, 25 R, 38 H, 19 RBI
****	Fay, Megan	OF	1989-91	Westboro, Mass.	300 BA, 154 GP, 457 AB, 79 R, 137 H, 58 RBI
****	Fleury, Katie	SS	2008-11	San Jose, Calif.	295 BA, 232 GP, 231 GS, 658 AB, 163 R, 194 H, 35 2B, 7 3B, 20 HR, 96 RBI, 46 SB
****	Folsom, Amy	C	1989-92	Sioux Falls, S.D.	236 BA, 201 GP, 530 AB, 44 R, 125 H, 39 RBI
****	Fuemmeler, Kenya	P/U	2004-07	Salisbury, Mo.	10-9, 45 APP, 16 GS, 3 SV, 130.1 IP, 121 H, 66 R, 242 B/AWG, 109 K
****	Giampaolo, Jennifer	CF	1995-98	San Marino, Calif.	333 BA, 201 GP, 654 AB, 117 R, 218 H, 41 SB
**	Glasco, Erin	C	2006-07	Johnson City, Ill.	209 BA, 98 GP, 10 R, 49 H, 8 2B, 3 HR, 25 RBI, 66 TB, 281 SLG
****	Glynn, Brittany	OF	2005-07	Seymour, Conn.	240 BA, 90 GP, 27 R, 25 H, 1 HR, 3 3B, 45 AB, 3 PO
****	Goetz, Liz	3B	1992-95	Brookport, N.Y.	256 BA, 157 GP, 270 AB, 26 R, 69 H
****	Goodwin, Tammy	OF	1989	South Bend, Ind.	233 BA, 43 GP, 90 AB, 14 R, 21 H, 8 RBI
**	Grimmer, Angie	OF	1999-2000	Crown Point, Ind.	240 BA, 62 GP, 26 AB, 16 R, 6 H, 6 RBI
*	Haus, Katey	IF	2012-present	Oceanside, Calif.	299 BA, 55 GP, 55 GS, 144 AB, 19 R, 43 H, 7 2B, 8 HR, 29 RBI, 514 SLG
****	Harter, Kim	C	1991	Colts Neck, N.J.	8 GP, 3 AB, 2 R, 1 BB
****	Hartmann, Liz	OF/3B	2002-05	Novato, Calif.	247 BA, 237 GP, 235 GS, 161 H, 28 2B, 27 HR, 131 RBI, 195 A
****	Hayes, Sara	C/3B	1992-95	Rancho Santa Fe, Calif.	338 BA, 232 GP, 720 AB, 243 H, 26 HR, 137 RBI
****	Heller, Monica	C/3B	1989	Normal, Ill.	174 BA, 19 GP, 23 AB, 2 R, 4 H, 2 RBI, 4 BB
****	Hoag, Kas	DP/U	1999-2002	Wallingford, Conn.	188 BA, 202 GP, 244 AB, 46 H, 23 RBI
****	Hufnagle, Gessica	C	2004-07	Middlebury, Ind.	235 BA, 194 GP, 332 AB, 52 R, 78 H, 4 2B, 13 HR, 42 RBI, 13 SB
****	Jaquish, Carissa	C/DP	2004-07	Highland, Calif.	209 BA, 176 GP, 354 AB, 42 R, 74 H, 14 2B, 4 3B, 4 HR, 34 RBI
****	Johnson, Heather	IF	2007-11	Los Alamitos, Calif.	354 BA, 243 GP, 243 GS, 700 AB, 92 R, 248 H, 51 2B, 13B, 35 HR, 214 RBI
****	Jorgensborg, Brianna	OF	2008-11	Thousand Oaks, Calif.	277 BA, 212 GP, 192 GS, 466 AB, 93 R, 129 H, 20 2B, 7 3B, 20 HR, 86 HR
****	Kelly, Erinn	P/1B	1990-91	Binghamton, N.Y.	7 GP, 1 AB, 1 R
****	Kelly, Shannon	P/C/U	2008-11	Pembroke Pines, Fla.	193 BA, 28 GP, 9 GS, 5 H, 3 RBI, 7 APP, 7.27 ERA, 4 K
****	Keys, Andrea	C/1B	1992-95	Ballwin, Mo.	264 BA, 206 GP, 151 H, 70 H, 11 3B
*	King, Tara	RF/1B/2B	1997-98	Overland Park, Kan.	327 BA, 71 GP, 150 AB, 49 H, 24 RBI
****	Kirkman, Sarah	DP/OF	1998-2001	Kokomo, Ind.	138 BA, 65 AB, 9 H, 77 GP, 5 RBI
****	Klayman, Danielle	LF/CF	1998-2001	San Diego, Calif.	294 BA, 237 GP, 186 H, 62 RBI, 30 2B, 39 SB
****	Kmak, Ruth	SS	1989-92	Tinley Park, Ill.	252 BA, 221 GP, 632 AB, 80 R, 159 H, 47 RBI
****	Knudson, Jenna	3B/RF	1993-96	Wichita, Kan.	273 BA, 213 GP, 556 AB, 42 R, 152 H, 43 RBI
****	Kobata, Terri	P	1993-96	Villa Park, Calif.	79-15, 630.1 IP, 105 GP, 0.63 ERA, 907 K
*	Koerner, Emilee	OF	2012-present	Tustin, Calif.	320 BA, 54 GP, 53 GS, 150 AB, 25 R, 48 H, 12 2B, 2 HR, 23 RBI, 393 OBP
***	Kollar, Andrea	2B	1993, 95-96	Westerville, Ohio	270 BA, 155 GP, 74 AB, 44 R, 20 H, 6 RBI
****	Kohan, Linda	IF	2006-2009	Westminster, Calif.	282 BA, 236 GS, 641 AB, 87 R, 181 H, 90 BB, 23 HR, 119 RBI
*	Kotcheff, Alexander	OF	2006	Los Angeles, Calif.	274 BA, 32 GP, 15 R, 26 H, 2 2B, 5 RBI
****	Kriech, Jenny	OF	1999-2002	Indianapolis, Ind.	339 BA, 242 GP, 790 AB, 158 R, 268 H, 45 2B, 19 3B
****	Laboe, Amy	3B/1B	1996-99	Monroe, Mich.	305 BA, 183 GP, 417 AB, 73 R, 127 H, 74 RBI
****	Laing, Katie	2B/SS	2005-2008	Tempe, Ariz.	280 BA, 241 GP, 239 GS, 724 AB, 110 R, 55 2B, 7 3B, 16 HR, 133 RBI
****	Lemire, Lizzy	OF	1998-2001	Irvine, Calif.	332 BA, 237 GP, 239 H, 43 2B, 126 RBI
****	Lenn, Mallorie	C	2003-06	Garden Grove, Calif.	276 BA, 235 GP, 232 GS, 54 R, 183 H, 38 2B, 21 HR, 110 RBI
*	Liddy, Marie	OF	1989	North Caldwell, N.J.	287 BA, 49 GP, 129 AB, 22 R, 37 H, 16 RBI
****	Linn, Missy	P	1989-92	Allentown, Pa.	63-43, 122 GP, 97 GS, 74 CG, 675 IP, 1.31 ERA, 368 K
****	Loman, Andrea	1B/3B	2000-03	Riverside, Calif.	347 BA, 233 GP, 164 R, 233 H, 44 2B, 31 HR, 148 RBI, 60 SB
****	Lux, Christine	1B/U	2007-10	Glendale Heights, Ill.	317 BA, 223 GP, 218 GS, 127 R, 191 H, 45 2B, 43 SB, 50 HR, 174 RBI, 394 TB
****	Lux, Kathryn	1B/U	2010-present	Glendale Heights, Ill.	157 BA, 40 GP, 13 GS, 4 R, 1 HR, 7 RBI
****	Madrid, Alexis	2B/SS	2000-03	Temecula, Calif.	253 BA, 236 GP, 84 R, 149 H, 41 RBI, 39 SB
****	Maldonado, Alexa	OF	2009-12	Short Hills, N.J.	334 BA, 226 GP, 222 GS, 154 R, 204 H, 37 2B, 11 3B, 16 HR, 83 RBI, 42 SB, 311 TB
****	Marten, Katie	OF/DP	1994-97	Leslie, Ill.	367 BA, 214 GP, 570 AB, 137 R, 209 H, 58 SB
**	Mathison, Sarah	SS/OF	1997-98	Hilton Head Island, S.C.	311 BA, 114 GP, 113 GS, 335 AB, 36 R, 104 H
****	Marrone, Erin	IF/OF	2008-11	Alexandria, Va.	299 BA, 152 GP, 129 GS, 354 AB, 68 R, 106 H, 18 2B, 6 HR, 52 RBI, 13 SB
*	Matsuda, Holly	OF	1999	Honolulu, Hawaii	42 GP, 9 AB, 7 R, 1 BB, 3 SB
****	Mattison, Lisa	1B/DP	2000-03	Granger, Ind.	308 BA, 197 GP, 43 R, 138 H, 28 2B, 10 HR, 70 RBI
****	McCleary, Kris	C	1996-99	Westerville, Ohio	266 BA, 215 GP, 591 AB, 39 R, 157 H, 10 HR
****	McMahon, Kara	3B	1994-97	Pasadena, Texas	270 BA, 223 GP, 196 GS, 608 AB, 79 R, 164 H
****	McMurray, Casey	DP/1B	1990-93	Monticello, Ind.	268 BA, 147 GP, 343 AB, 92 H, 16 2B, 43 RBI
****	Mee, Eileen	P	1991	Hilton, N.Y.	1 GP, 1 AB
***	Middleton, Kellie	OF	2003-05	Norcross, Ga.	284 BA, 113 GP, 90 GS, 54 R, 79 H, 5 HR, 32 RBI, 45 SB
****	Miller, Carrie	P/OF	1991-94	Los Altos, Calif.	245 BA, 384 AB, 48 R, 94 H, 27-21, 334.2 IP

All-Time Roster

Mon.	Name	Pos.	Years	Hometown	Career Statistics
****	Miller, Dani	IF	2009-12	Huntington Beach, Calif.	334 BA, 217 GP, 206 GS, 616 AB, 98 R, 206 H, 37 2B, 1 3B, 48 HR, 176 RBI, 3 5B, 389 TB
****	Miller, Lisa	OF/IF	1990-93	Gahanna, Ohio	.245 BA, 179 GP, 360 AB, 55 R, 88 H, 36 SB
*	Miller, Michele	OF	1989	Wyomissing, Pa.	.400 BA, 28 GP, 20 AB, 10 R, 8 H, 2 RBI, 2 BB
****	Mola, Stephanie	OF	2006-09	Naples, Fla.	.185 BA, 119 GP, 173 AB, 32 H, 28 R, 5 RBI
**	Mooney, Barbara	P	1989	Saginaw, Mich.	29 GP, 6 AB; 7-8, 25 G, 125.3 IP, 2.40 ERA
*	Moschel, Michelle	P	1999-2000	Naples, Fla.	19-8, 27 GS, 47 APP, 180.1 IP, 200 K, 1.71 ERA
	Moton, Jennifer	C/IF	1990	Manitowoc, Wis.	.273 BA, 7 GP, 11 AB, 3 R, 3 H, 2 RBI
	Mulligan, Elaine	2B	1989	Racine, Wis.	—
****	Murray, Meghan	SS/2B	1994-97	Minnetonka, Minn.	.380 BA, 227 GP, 669 AB, 135 R, 254 H, 129 RBI
****	Myers, Jarrah	C/3B	1999-2002	Carbondale, Kan.	.350 BA, 245 GP, 714 AB, 250 H, 153 R, 36 HR, 174 RBI
****	Nichols, Kelly	P	1995-98	Vancouver, Wash.	.258 BA, 27-16, 24 S, 116 GP, 1.83 ERA, 368.2 IP
	Nomura, Stephanie	C	1989	St. Louis, Mo.	.235 BA, 12 GP, 17AB, 3 R, 4 H, 5 RBI
****	Northway, Beth	OF	2006-09	Kentwood, Mich.	.299 BA, 203 GP, 135 GS, 412 AB, 83 R, 123 H, 5 HR, 41 RBI, 34 BB
****	O'Connor, Kasey	IF	2009-12	Yorktown, N.Y.	.283 BA, 125 GP, 50 GS, 50 R, 43 H, 7 2B, 2 3B, 2 HR, 16 RBI, 9 5B, 60 TB
*	O'Connor, Susan	OF/IF	1990	Ramsey, N.J.	.243 BA, 24 GP, 37 AB, 9 R, 9 H, 3 RBI, 5 BB
***	O'Donnell, Brittany	P	2010-present	Avon, N.J.	28-9, 76 GP, 37 GS, 10 CG, 3 SV, 232.2 IP, 209 K
	Ossa, Luisa	C/OF	1990	Columbus, Ohio	.400 BA, 5 GP, 5 AB, 2 R, 2H, 1 RBI
****	Perkins, Elizabeth	OF/1B	1994-97	Cupertino, Calif.	.288 BA, 231 GP, 719 AB, 107 R, 207 H, 48 2B
****	Pinter, Stephanie	P/IF	1991-94	South Bend, Ind.	.276 BA, 203 GP, 562 AB, 50 R, 155 H, 66 RBI
***	Pitzenberger, Sadie	C/OF	2008-11	Tomball, Texas	.388 BA, 144 GP, 136 GS, 451 AB, 84 R, 17 H, 32 2B, 9 3B, 59 RBI, 18 SB
*	Proksch, Terri	OF	1989	Indianapolis, Ind.	.250 BA, 14 GP, 12 AB, 3 R, 3 H, 1 RBI
***	Quinn, Sheri	DH/IF	1990-93	Edison, N.J.	.263 BA, 117 GP, 274 AB, 35 R, 72 H, 31 RBI
	Raczkowski, Amy	P	1989	Sturbridge, Mass.	.500 BA, 10 GP, 2 AB, 1 R, 1 H
***	Rowe, Kelly	1B/U	1996-98	Edison, N.J.	.234 BA, 154 GP, 274 AB, 52 R, 64 H, 44 BB
****	Rueter, Amy	OF	1991-94	Langhorne, Pa.	.221 BA, 156 GP, 190 AB, 56 R, 42 H, 19 SB
****	Ruthrauff, Meagan	DP/1B	2003-06	La Mirada, Calif.	.321 BA, 247 GP, 246 GS, 107 R, 225 H, 31 HR, 162 RBI, 112 BB
**	Saganowich, Chloe	SS	2011-present	Treasure Island, Fla.	.311 BA, 69 GP, 58 GS, 10 R, 7B, 2 HR, 17 RBI
	Senteno, Stephanie	OF/U	1996	Whittier, Calif.	.429 BA, 14 GP, 7 AB, 2 R, 3 H, 2 RBI
*	Schmidt, Kristin	P	2001	Houston, Texas	34 APP, 13 SHO, 204 IP, 247 K, 0.55 ERA
****	Schoonaert, Sara	SS/2B	2003-06	Houston, Texas	.256 BA, 241 GP, 195 GS, 133 H, 51 RBI, 28 SB, 281 A
****	Sharron, Jennifer	LHP/DP	1998-2001	Agoura Hills, Calif.	.314 BA, 37 RBI, 5 HR, 48-29, 1.22 ERA, 728 K, 76 CG
****	Sharron, Jessica	RHP	2000-03	Agoura Hills, Calif.	29.1 IP, 22 APP, 13 K, 1.19 ERA, 24 GP, 5 R, 1 H, 1 SB
*	Simon, Jenna	IF	2012-present	Granger, Ind.	.286 BA, 56 GP, 48 GS, 126 AB, 29 R, 36 H, 8 RBI, 10 SB
	Smiley, Jane	C/IF	1990	Cincinnati, Ohio	3 GP, 3 R
****	Smith, Sarah	OF	2005-2008	Oklahoma City, Okla.	.325 BA, 209 GP, 243 AB, 81 R, 79 H, 8 2B, 16 RBI, 13 SH, 19 SB
***	Sommerlad, Laurie	2B	1989-91	Chatham, N.J.	.241 BA, 134 G, 369 AB, 53 R, 89 H, 24 RBI
*	Sorensen, Irish	OF	1994	Spring Park, Minn.	.30 GP, 1 AB, 7 R, 1 O, 6 G, 15.9 IP, 4 K
****	Stenglein, Steffany	RHP	2002-05	Huntington Beach, Calif.	79-33, 1.83 ERA, 154 APP, 132 GS, 54 CG, 20 SHO, 744.0 IP, 790 K
**	Stuhr, Lauren	OF	2011-present	Huntington Beach, Calif.	.256 BA, 71 GP, 48 GS, 29 R, 31 H, 6 HR, 23 RBI, 371 OBP
	Terry, Aimee	P	1992	Burlingame, Calif.	1 GP, 3.7 IP, 2 K
***	Thornton, Kelsey	IF	2010-present	Sugar Land, Tex.	.349 BA, 147 GP, 51 GS, 77 R, 59 H, 9 RBI, 46 SB
**	Torres, Monica	OF	2011-present	Winter Springs, Fla.	.70 GP, 28 R, 5 5B
**	Tully, Lisa	2B/SS	1997-98	Garden Grove, Calif.	.274 BA, 92 GP, 190 AB, 35 R, 52 H
****	Valdivia, Jody	RHP	2008-11	Anaheim Hills, Calif.	75-24, 2.40 ERA, 137 APP, 62 CG, 636.2 IP, 679 K, 4 S
****	Verardi, Mary	OF	1989	Pittsburgh, Pa.	.240 BA, 21 GP, 25 AB, 9 R, 6 H, 1 RBI
****	Vernetti, Kathy	U/1B	1989-91	San Marcos, Calif.	.245 BA, 125 GP, 273 AB, 25 R, 67 H, 38 RBI
**	Whidden, Cassidy	C	2012-present	Parish, Fla.	.143 BA, 26 GP, 5 GS, 4 R, 2 HR, 8 RBI
*	Wicks, Nicole	OF	2004-05	Renton, Wash.	.215 BA, 116 GP, 65 GS, 172 AB, 48 R, 37 H, 4 HR, 16 RBI, 22 SB
**	Winter, Laura	RHP	2011-present	San Diego, Calif.	54-15, 85 GP, 67 GS, 40 CG, 9 SHO, 7 SV, 442.2 IP, 504 K
****	Wisen, Carrie	RHP/DP	2002-05	Fullerton, Calif.	28-9, 2.05 ERA, 94 APP, 246.1 IP, 243 BA, 272 AB, 66 H, 42 RBI
****	Wright, Kristina	C	2009-12	Ramona, Calif.	.219 BA, 109 GP, 92 GS, 196 AB, 24 R, 43 H, 11 2B, 8 HR, 27 RBI, 78 TB
**	Zuhoski, Joanna	OF	1996-97	Oakton, Va.	.143 BA, 53 GP, 21 AB, 17 R, 3 H, 10-12 SB-58A

Key: BA (batting average), GP (games played), GS (games started), APP (pitching appearances), AB (at-bat), R (run), H (hit), RBI (runs batted in), BB (walk), K (strikeout), SH (sacrifice hit), SB (stolen base), SBA (stolen base attempt), 2B (double), 3B (triple), HR (home run), x-x (pitching win-loss), SV (save), IP (inning pitched), ERA (earned run average), 50/7 (strikeouts per 7.0 innings), SLG (slugging percentage), OBP (on-base percentage), Mon. (Monograms earned)

Associate coaches

Kris Ganeff, Lizzy Lemire

Assistant coaches

2012	Kris Ganeff, Lizzy Lemire
2011	Kris Ganeff, Lizzy Lemire
2010	Kris Ganeff, Lizzy Lemire
2009	Kris Ganeff, Lizzy Lemire
2008	Kris Ganeff, Lizzy Lemire
2007	Kris Ganeff, Lizzy Lemire
2006	Kris Ganeff, Lizzy Lemire
2005	Charmelle Green, Kris Ganeff
2004	Charmelle Green, Kris Ganeff
2003	Charmelle Green, Kris Ganeff
2002	Charmelle Green, Kris Ganeff
2001	Traci Conrad
2000	Deanna Gumpf, Traci Conrad
1999	Deanna Gumpf, Stephanie Henderson
1998	Deanna Gumpf, Stephanie Henderson
1997	Kathy Speybroeck, Gillian Boox
1996	Kathy Speybroeck, Dawn Austin
1995	Kathy Speybroeck, Dawn Austin
1994	Kathy Speybroeck, Dawn Austin
1993	Kathy Speybroeck, Joe Speybroeck
1992	Liz Miller, Joe Speybroeck
1991	Joe Speybroeck, Bill Hankins
1990	Joe Speybroeck, Bill Hankins
1989	Joe Speybroeck

Associate head coach

Deanna Gumpf

Volunteer assistant coaches

2013	Gessica Hufnagle
2012	Dawn Austin
2011	Dawn Austin
2010	Dawn Austin

2009	Dawn Austin
2008	Dawn Austin
2007	Dawn Austin
2006	Dawn Austin
2005	Bill Roggeman
2004	Bill Roggeman
2003	Bill Roggeman
2002	Bill Roggeman
2001	John Gumpf
2000	John Gumpf
1999	John Gumpf
1998	John Gumpf
1997	Rick Plangner
1996	Joe Speybroeck
1995	Joe Speybroeck
1994	Joe Speybroeck
1990	Jim Ward
Team captains	
2013	Amy Burtin, Kelsey Thornton
2012	Kasey O'Connor, Dani Miller, Alexa Maldonado, Kristina Wright
2011	Heather Johnson
2010	Christine Lux, Katie Fleury
2009	Brittney Bargar, Linda Kohan
2008	Brittney Bargar, Linda Kohan, Katie Laing
2007	Stephanie Brown, Katie Laing, Kenya Fuemmelier
2006	Heather Booth, Mallorie Lenn, Meagan Ruthrauff, Sara Schoonaert
2005	Megan Golli
2004	Nicole Gelfu
2003	Alexis Madrid, Andria Bledsoe, Andrea Loman
2002	Kas Hoag, Jenny Kniech, Jarrah Myers
2001	Melanie Alkire, Danielle Klayman, Jennifer Sharon, Lizzy Lemire
2000	Danielle Klayman, Jennifer Sharon

1999	Amy Laboe, Kim McCleary
1998	Kelly Nichols, Kelly Rowe
1997	Katie Marten, Meghan Murray
1996	Jenna Knudson, Andrea Kollar
1995	Liz Goetz, Andy Keys
1994	Christy Connoyer, Amy Rueter
1993	Staci Alford, Ronny Alvarez
1992	Amy Folsom, Ruth Kmak
1991	Rachel Crossen
1990	Ruth Kmak, Kathryn Vernetti
1989	Faust, Barbara Mooney
Managers	
2013	Allison DeLuna
2012	Matt Brown
2011	Sean Robe
2010	John Whitty
2009	Bridget Cullen
2008	Amanda Caravahlo
2007	Jessica Prina
2006	Bill Peck
2005	Jason Koralewski
2004	Melanie Ball
2003	Nicole Boreson
2002	Sean Corey
2001	Maureen Gullifloye
2000	Jason Collins
1999	Tony Galvan
1998	Elizabeth Sheldon
1997	Jennifer Carlburg
1996	Kim Kline
1995	Christy Rudolf
1994	Jennifer Quinn
1990	Adam Mulac
1989	Steve Corr

1	Katie Laing Alexis Madrid Kara McMahon Stephany Stenglein Kelsey Thornton	2005-08 2000-01 1994-97 2002-05 2010-present
2	Melanie Alkire Brittany Glynn Katie Marten Lisa Miller	1998-2001 2005-07 1994-97 1990-93
3	Ronny Alvarez Rebecca Eimen Tammy Goodwin Katie Laing Heather Johnson Andrea Kollar Emilee Koerner Lisa Tully	1990-93 1999-2000 1989 2005 2007-11 1994-96 2012-present 1997
4	Danielle Klayman Terri Kobata Carrie Miller Lauren Stuhr Carrie Wisen	1998-2001 1993-96 1991-92 2011-present 2002-05
5	Dawn Boulac Debbie Boulac Kenya Fuemmeler Jennifer Giampolo Kas Hoag Shannon Kelly Meghan Murray	1989 1990-93 2004-07 1995-98 1999-2002 2008-11 1994
6	Elaine Mulligan Kris McCleary Kasey O'Connor	1989 1996-99 2009-12
7	Sara Hayes Sadie Pitzzenberger Kristin Schmidt Jessica Sharron Jenna Simon Kathryn Vernetti	1992-95 2008-11 2001 2000-03 2012-present 1989-91
8	Brittney Bargar Liz Hartmann Ruth Kmak Carrie Miller Elizabeth Perkins	2006-09 2002-05 1989-92 1993-94 1995-97
9	Chantal DeAlcuaz Nicole deFau Katey Haus Meghan Murray Amy Rueter Jennifer Sharron Jody Valdivia	2001-03 2004 2012-present 1995-97 1991-94 1998-2001 2008-11
10	Michele Cline Rachel Crossen Christine Lux Alexis Madrid Stephanie Senteno Lisa Tully	1992-95 1989-91 2006-2010 2002-03 1996 1998
11	Staci Alford Jessica Hufnagle Jenny Kriech Amy Laboe Stephanie Nomura	1990-93 2004-06 1999-2002 1996-99 1989
12	Mia Faust Erin Glasco Katie Fleury Michelle Moschel Stephanie Pinter Kelly Rowe Jane Smiley	1989 2006-07 2008-11 1999-2000 1991-94 1996-98 1990
13	Kelly Dwyer Andrea Kollar Alexa Maldonado Kelly Nichols Terry Proksch	1991 1993 2009-12 1995-98 1989
14	Kara Brandenburger Nicole deFau Angie Grimmer Kim Harter Monica Heller Jennifer Moton Beth Northway Monica Torres	1993-94 2002-03 1999-2000 1991 1989 1990 2006-09 2011-present
15	Jackie Bowe Nicole deFau Andy Keys Missy Linn	2010-present 2001 1992-95 1989-92
16	Ashley Ellis Lizzy Lemire Mallorie Lenn Sheri Quinn Amy Raczkowski	2007-08 1998-2001 2003-06 1990-93 1989
17	Alexander Kotcheff Erinn Kelly Sarah Kirkman Marie Liddy Dani Miller Aimee Terry	2006 1990-91 1998-2001 1989 2009-12 1992
18	Aimee Barnas Andria Bledsoe Christine Farrell Elizabeth Perkins Sarah Mathison	1991 2000-03 2006-09 1994 1997-98
19	Megan Fay Liz Goetz Chantal DeAlcuaz Erim Marnone	1989-91 1992-95 2001 2008-11
20	Dawn Cunningham Amy Folsom Lisa Mattison Nicole Wicks	1996-98 1989-92 2000-01 2004-05
21	Megan Ciolli Christy Connoyer Melissa Cook Linda Kohan Holly Matsuda Michelle Miller Luisa Ossa Joanna Zukoski	2002-05 1992-94 1991 2006-09 1999 1989 1990 1996-97
22	Joy Battersby Christy Connoyer Melissa Cook Kathryn Lux Barbara Mooney Jarrah Myers Susan O'Connor Sara Schoonaert	1994-97 1991 1992 2010-present 1989 1999-2002 1990 2003-06
23	Annie Dell-Aria Tara King Jenna Knudson Stephanie Mola	2002 1997-98 1993-96 2006-09
24	Angela Bessolo Stephanie Brown Brianna Jorgensborg Casey McMurray Trish Sorensen	1996-99 2004-07 2008-11 1990-93 1994
25	Korrie Allen Jenny Kriech Lisa Mattison Eileen Mee Mary Verardi	1995-98 1998 2002-03 1991 1989
26	Laurie Sommerlad	1989-91
27	Alexia Clay Carissa Jaquish	2008-11 2004-06
28	Brittany O'Donnell	2010-present
32	Heather Booth	2003-06
33	Andrea Loman	2000-03
34	Sarah Smith	2005-08
35	Kristina Wright	2009-12
40	Amy Buntin	2010-present
42	Chloe Saganowich	2011-present
44	Kellie Middleton Laura Winter	2003-05 2011-present
51	Cassidy Whidden	2012-present
77	Meagan Ruthrauff	2003-06

Melissa Cook Stadium



The Notre Dame family celebrates the life of one of its own each time the softball team steps foot into Melissa Cook Stadium.

The Irish unveiled their new playing facility during a ceremony on April 12, 2008. University president Rev. John Jenkins, C.S.C., blessed the site which will house the Irish softball program for years to come, and remarks were given by former athletics director Dr. Kevin White, head softball coach Deanna Gumpf, (then) senior captain Katie Laing, Lisa Hoffman and Paul and Linda Demo. The Demos, parents of Melissa Cook, also helped bless a bronze relief of the former Irish player that sits just inside the main entrance of the stadium.

Cook, a 1994 Notre Dame graduate, was one of four people involved in a March 2002 construction accident at the John Hancock Building in Chicago that claimed their lives. The families of the departed reached a settlement with the skyscraper's owners and other companies named in a joint lawsuit.

Paul and Linda Demo contributed a considerable amount of their portion of the settlement as a gift to Notre Dame and to the Melissa Cook Memorial Foundation, established to provide scholarship assistance to students in Northwest Indiana.

Raised in Merrillville, Ind., Cook played for the Fighting Irish softball team in 1991 and 1992, seeing time at second base, shortstop and catcher. She led the team in triples as a freshman and earned a monogram before opting to study abroad one year later. An accounting major, she earned her bachelor's degree and was the controller for Teamsters Union Local 786 prior to her death.

She was a standout athlete in high school, excelling in basketball, volleyball and softball. When Notre Dame offered her a scholarship to play softball, she had achieved a lifelong dream.

Melissa Cook Stadium, a \$4.9 million state-of-the-art facility, sits on the southeast corner of the Notre Dame campus near Eck Baseball Stadium.

More than 100 members of the Irish softball family attended the dedication of the Charles and Marie Doherty Batting Cages in the fall of 2011.

The batting cages are named after Linda Demo's parents – Charles and Marie Doherty – who attended numerous Notre Dame softball games during Cook's career with the Irish in 1991 and 1992.

Stadium Firsts

Game.....	vs. Villanova (L, 1-4)	Grand slam.....	Dani Miller
	4.13.08 (game 1)		3.25.09 vs. Western Michigan
Pitch.....	Brittney Bargar (Notre Dame)	Stolen base.....	Katie Fleury
	12:03 p.m. (ET) - strike		4.13.08 vs. Villanova (game 1)
Night game.....	vs. Loyola-Chicago (T, 2-2)	Base on balls.....	Katie Fleury
	4.24.08 (game 2)		4.13.08 vs. Villanova (game 1)
Win.....	vs. Villanova (W, 10-5)	Run scored.....	Katie Fleury
	4.13.08 (game 2)		4.13.08 vs. Villanova (game 1)
Loss.....	vs. Villanova (L, 1-4)	RBI.....	Katie Laing
	4.13.08 (game 2)		4.13.08 vs. Villanova (game 1)
Hit.....	Katie Laing (Notre Dame) - single	Shutout.....	Brittney Bargar
	4.13.08 (game 1)		4.14.08 vs. Rutgers (game 1)
Double.....	Christina Boykins (Villanova)	First no-hitter.....	Laura Winter
	4.13.08 (game 1)		4.21.12 vs. DePaul (game 1)
	Linda Kohan (Notre Dame)	First perfect game.....	-
	4.13.08 vs. Villanova (game 2)	Strikeout.....	Brittney Bargar
Triple.....	Ashley Hanewich (Wisconsin) 4.16.08		4.13.08 vs. Villanova (game 1)
	Katie Fleury (Notre Dame) 4.26.08	10-strikeout game.....	Jody Valdivia (14)
	vs. Providence (game 2)		4.4.09 vs. Pittsburgh (game 2)
Home run.....	Katie Fleury	15-strikeout game.....	-
	4.14.08 vs. Rutgers (game 2)	First double play... 4.13.08 vs. Villanova (game 2)	
		6th inn. - Laing (2B) to Fleury (SS) to Lux (1B)	



The Charles and Marie Doherty Batting Cages were dedicated during a ceremony in the fall of 2011.

Single-Game (Individual)

Runs.....	4
Sadie Pitzenberger (vs. Toledo - 3.18.09)	
Hits	4 (4)
last by Dani Miller (vs. Loyola-Chicago - 4.13.11)	
RBI	7
Christine Lux (vs. Wisconsin - 4.29.10)	
Home runs.....	2 (5)
last by Brianna Jorgensborg (4.30.11)	
Stolen bases	3 (2)
last by Amy Buntin (vs. Connecticut - 4.1.12)	
Strikeouts (pitching)	14 (2)
last by Jody Valdivia (vs. Butler - 4.7.11)	
Putouts	19
Christine Lux (vs. Connecticut - 4.27.08)	
Assists.....	7 (3)
last by Katie Laing / Brittney Bargar (vs. Connecticut - 4.27.08)	

Single-Game (Team)

At-bats.....	34
(vs. DePaul - 4.8.09)	
Runs.....	17
(vs. Valparaiso - 4.9.09)	
Hits	16
(vs. Valparaiso - 4.9.09)	
RBI	16
(vs. Valparaiso - 4.9.09)	
Doubles	6
(vs. Bowling Green - 4.28.10)	
Triples	2
(vs. Toledo - 4.25.10)	
Home runs.....	4 (4)
(last vs. Rutgers - 4.3.10)	
Walks	9 (3)
(last vs. Michigan State - 4.24.12)	
Stolen bases	6
(vs. Northern Illinois - 4.1.09)	
Strikeouts (pitching)	14 (3)
(last vs. Butler - 4.7.11)	
Putouts	27
(vs. DePaul - 4.8.09)	
Assists.....	18 (3)
(last vs. DePaul - 4.8.09)	

Career (Individual)

At-bats.....	238
Dani Miller (2009-12)	
Runs.....	70
Alexa Maldonado (2009-12)	
Hits	91
Heather Johnson (2009-11)	
Doubles	19
Heather Johnson (2009-11)	
Triples	4
Sadie Pitzenberger (2008-11)	
Home runs.....	21
Dani Miller (2009-12)	
RBI	86
Heather Johnson (2009-11)	
Stolen bases	26 (30 attempts)

Kelsey Thornton (2010-present)

Complete games	19
Jody Valdivia (2008-11)	
Strikeouts	201
Jody Valdivia (2008-11)	
Wins	27
Jody Valdivia (2008-11)	
Putouts.....	385
Christine Lux (2008-2010)	
Assists.....	101
Heather Johnson (2009-11)	

Miscellaneous

Winning streak (overall).....	21 (5.3.09-3.25.11)
Winning streak (season)	19 (2010)
Losing streak (season).....	2 (2012)
Batting avg. (season)402 (2010)
At-bats (season).....	565 (2009)
Runs (season).....	161 (2009)
Hits (season).....	200 (2009)
Doubles (season).....	46 (2009)
Triples (season)	7 (2010)
Home runs (season)	34 (2010, 2009)
RBI (season)	143 (2009)
Walks (season)	74 (2009)
Sacrifices (season).....	27 (2009)
Stolen bases (season).....	34 (2011)

Quickest game.....	1:06 (5 inn.)
(vs. Villanova - 4.24.10)	
1:21 (7 inn.)	
(vs. St. John's - 3.22.09)	
Longest game	4:36 (5 inn.-rain)
(vs. Seton Hall - 4.25.12)	
Longest home run.....	334 ft.
Christine Lux (vs. DePaul - 4.8.09)	
Consecutive games with home run	7
(4.14-4.25.10)	
Runs in a doubleheader	28
(vs. Valparaiso - 4.9.09) / 11-0 (6), 17-9 (5)	



Christine Lux (2007-2010) delivered an epic 334-foot home run during a nationally televised win over DePaul in 2009. The shot, which cleared the right field fence and landed on Twyckenham Drive, would have also sailed over the right field fence at Frank Eck Stadium, the home of Notre Dame's baseball team.

The BIG EAST Conference

The 2012-13 academic year is the 34th in the history of The BIG EAST Conference as the unique consortium marches on competing at the highest level with integrity and sportsmanship.

The BIG EAST has gone through membership changes since its birth and continues to make strides in improving the quality and depth of the storied league.

The BIG EAST Conference has been always been driven by lofty goals. The outstanding performances of the student-athletes at BIG EAST schools are evidence of the league's proud tradition of success. The league has always been able to boast that many of its best students are also its best athletes. The 2011-12 year was no different.

In the athletic arena, BIG EAST student-athletes again enjoyed success on the national stage. The Georgetown women's cross country team captured its first NCAA Championship. The win by the Hoyas marked the third-straight year a BIG EAST team has won the women's cross country championship, with Villanova winning the past two. The Louisville men's basketball team advanced to the Final Four in New Orleans. Connecticut field hockey reached the NCAA semifinals, as did the Notre Dame men's lacrosse team. The Irish women's basketball team and Syracuse women's lacrosse team each reached the NCAA finals. USF softball reached the Women's College World Series in Oklahoma City, Okla., for the first time in program history.

The BIG EAST placed two teams in the NCAA Women's Final Four for the third time in the last four years as Connecticut joined Notre Dame in Denver, with the Fighting Irish advancing to the national title game for the second-straight year.

BIG EAST student-athletes won five NCAA championships. Sheila Reid won her second-straight NCAA Women's Cross Country title. Syracuse hurdler Jarret Eaton won the 60-meter hurdle championship in the NCAA Indoor Track and Field Championship. Notre Dame won the distance medley relay at the same championship. Georgetown's Emily Infeld won the 3,000-meter run. Carlos Almeida of Louisville won the 200-yard breaststroke at the NCAA Swimming & Diving Championships.

BIG EAST football maintained its national profile as a competitively balanced group. Three BIG EAST teams won bowl games, while the BIG EAST representative in the Bowl Championship Series won its bowl game for the fourth time in the last seven years - a streak that includes wins against the ACC, Big 12 and SEC championships.

The BIG EAST became the nation's largest Division I-A conference in 2005-06 when five new members began competing - the University of Cincinnati, DePaul University, the University of Louisville, Marquette University and the University of South Florida.

BIG EAST institutions reside in 18 of the nation's top 50 largest media markets, including New York, Chicago, Philadelphia, Washington, D.C., Tampa, Pittsburgh, Hartford, Cincinnati and

Milwaukee. With its newest members, BIG EAST markets contain more than one-fourth of all television households in the U.S. The BIG EAST will welcome UCF, Houston, Memphis, SMU and Temple in all sports in 2013-14. Temple football will join the league in 2012, with Boise State and San Diego State joining the following year and Navy in 2015.

Since opening its doors in 1979, the league has won 32 national championships in six different sports and 137 student-athletes have won individual national titles through 2011-12.

BIG EAST basketball squads have captured 11 titles in the last 13 years. In 2003-04, Connecticut became the first school in NCAA history to win the men's and women's NCAA basketball titles in the same season. In '02-03, the BIG EAST became the first conference in NCAA history to win the men's and women's titles in the same year when the Syracuse men and the Connecticut women captured their respective national championships. The BIG EAST placed three men's basketball teams in the Final Four in 1985, the only time this has occurred in NCAA history.

Proactive movement has been a signature strategy for the conference that was born in 1979. The BIG EAST continually turns challenges into opportunities to become stronger. The conference currently crowns champions in 24 sports.

The BIG EAST became a reality on May 31, 1979, following a meeting of athletic directors from Providence College, St. John's, Georgetown and Syracuse universities. Seton Hall, Connecticut and Boston College completed the original seven school alliance.

While the membership has both increased and changed, the focus of the BIG EAST has not wavered. The conference reflects a tradition of

broad-based programs, led by administrators and coaches who place a constant emphasis on academic integrity. Its student athletes own significantly high graduation rates and their record of scholastic achievement notably show a balance between intercollegiate athletics and academics.

Any successful organization has had the good fortune to have outstanding leadership. The BIG EAST primarily was the brainchild of Dave Gavitt, who was the conference's first Commissioner. Michael Tranchese, the league's first full-time employee, and for 11 years the associate to Gavitt, became Commissioner in 1990. In his first year, he administered the formation of The BIG EAST Football Conference. John Marinatto was the third commissioner of the BIG EAST, serving from 2009-2012, after seven years as the conference's senior associate commissioner.

The league has long been considered a leader in innovative concepts in promotion and publicity, particularly regarding television. Those efforts have resulted in unparalleled visibility for BIG EAST student athletes. The conference has enjoyed longstanding relationships with CBS, ESPN, Inc. and ABC.

BIG EAST men's basketball games are regular sellouts at campus and major public arenas, including the annual men's BIG EAST Championship in Madison Square Garden. The women's basketball championship has led all conferences in attendance for the past nine years. Attendance figures also are significant in soccer and baseball.

The BIG EAST has its headquarters in Providence where the conference administers to more than 5,500 student-athletes.

Notre Dame BIG EAST Titles

Since joining the BIG EAST in 1995-96, Notre Dame has won more conference championships (118) than any other school in the league:

Baseball (5)

2002-06

Women's Cross Country (3)

2002, 2003, 2005

Men's Cross Country (5)

1997, 1999, 2001, 2004, 2005

Women's Golf (4)

2004, 2005, 2008, 2011

Men's Golf (8)

1995-97, 2004-06, 2011-12

Women's Lacrosse (1)

2009

Rowing (9)

2004-12

Women's Soccer (11)

1995-2001, 2005, 2006, 2008, 2009

Men's Soccer (3)

1996, 2003, 2012

Softball (6)

1999, 2000, 2002, 2003, 2006, 2009

Women's Swimming and Diving (14)

1997-2010

Men's Swimming and Diving (5)

2005, 2006, 2008, 2009, 2012

Women's Tennis (12)

1996, 1997, 1999, 2001, 2003, 2005, 2006, 2008-12

Men's Tennis (7)

1996, 1999, 2002, 2004, 2005, 2007, 2008

Women's Indoor Track & Field (2)

2002, 2006

Men's Indoor Track & Field (5)

2003, 2005, 2007, 2010, 2012

Women's Outdoor Track & Field (1)

2007

Men's Outdoor Track & Field (8)

2000, 2003, 2004, 2006, 2008-10, 2012

Volleyball (9)

1995-1998, 2000-02, 2004, 2005



PLAY Like A CHAMPION

1,346	All-Americans
587	NCAA Tournament Appearances
416	Individual Conference Champions/ Player of the Year Award Winners
285	Conference Titles
223	Academic All-Americans
142	Regular Season/Tournament BIG EAST Titles
88	Individual National Champions/ Player of the Year Award Winners
28	National Championships





FRESHMEN



SOPHOMORES



JUNIORS



SENIORS

2013 NOTRE DAME SOFTBALL SCHEDULE

Date (Day)	Opponent	Site	Time
2/9 (Sat.)	(1) vs. Wisconsin (1) at Charlotte	Charlotte, N.C. Charlotte, N.C.	10:00 a.m. Noon
2/10 (Sun.)	(1) vs. Wisconsin (1) vs. Presbyterian	Charlotte, N.C. Charlotte, N.C.	10:00 a.m. Noon
2/15 (Fri.)	(2) vs. Washington (2) vs. Cal Poly	San Diego, Calif. San Diego, Calif.	9:00 a.m. 1:30 p.m.
2/16 (Sat.)	(2) vs. Cal Poly (2) at San Diego State	San Diego, Calif. San Diego, Calif.	11:15 a.m. 6:00 p.m.
2/17 (Sun.)	(2) at Oklahoma	San Diego, Calif.	9:00 a.m.
2/23 (Sat.)	(3) vs. Liberty (3) at East Carolina	Greenville, N.C. Greenville, N.C.	1:00 p.m. 5:30 p.m.
2/24 (Sun.)	(3) vs. Fairfield (3) vs. Lehigh	Greenville, N.C. Greenville, N.C.	9:00 a.m. 11:00 a.m.
3/2 (Sat.)	(4) vs. Boston College (4) vs. Georgia Tech	Buena Vista, Fla. Buena Vista, Fla.	2:30 p.m. 4:45 p.m.
3/3 (Sun.)	(4) vs. LIU Brooklyn (4) vs. Maryland	Buena Vista, Fla. Buena Vista, Fla.	11:15 a.m. 1:30 p.m.
3/9 (Sat.)	(5) vs. UC Davis (5) vs. New Mexico State	Phoenix, Ariz. Phoenix, Ariz.	9:00 a.m. 11:30 a.m.
3/10 (Sun.)	(5) vs. New Mexico State (5) at Arizona State	Phoenix, Ariz. Phoenix, Ariz.	11:30 a.m. 2:00 p.m.
3/13 (Wed.)	(6) at Cal State Fullerton	Fullerton, Calif.	5:00 p.m.
3/14 (Thur.)	(6) vs. Arizona	Fullerton, Calif.	1:30 p.m.
3/15 (Fri.)	(7) vs. Northern Illinois (7) vs. Iona	Riverside, Calif. Riverside, Calif.	9:00 a.m. 11:15 a.m.
3/16 (Sat.)	(7) vs. Iona (7) vs. Northern Illinois	Riverside, Calif. Riverside, Calif.	9:00 a.m. 11:30 a.m.
3/23 (Sat.)	*at Seton Hall (DH)	South Orange, N.J.	Noon
3/24 (Sun.)	*at Seton Hall	South Orange, N.J.	Noon
3/27 (Wed.)	at Western Michigan	Kalamazoo, Mich.	4:30 p.m.
3/28 (Thur.)	Wisconsin-Green Bay	Notre Dame, Ind.	6:00 p.m.
4/3 (Wed.)	*at Georgetown (DH)	Washington, D.C.	Noon
4/6 (Sat.)	* Villanova (DH)	Notre Dame, Ind.	Noon
4/7 (Sun.)	* Villanova	Notre Dame, Ind.	11:00 a.m.
4/9 (Tue.)	at Northwestern	Evanston, Ill.	4:00 p.m.
4/10 (Wed.)	Toledo	Notre Dame, Ind.	5:00 p.m.
4/13 (Sat.)	* Rutgers (DH)	Notre Dame, Ind.	Noon
4/14 (Sun.)	* Rutgers	Notre Dame, Ind.	Noon
4/16 (Tue.)	at Michigan State	East Lansing, Mich.	5:00 p.m.
4/18 (Thur.)	Valparaiso	Notre Dame, Ind.	5:00 p.m.
4/20 (Sat.)	*at Pittsburgh (DH)	Pittsburgh, Pa.	Noon
4/21 (Sun.)	*at Pittsburgh	Pittsburgh, Pa.	Noon
4/23 (Tue.)	*Connecticut (DH)	Notre Dame, Ind.	Noon
4/27 (Sat.)	*at DePaul (DH)	Chicago, Ill.	Noon
4/28 (Sun.)	*at DePaul	Chicago, Ill.	Noon
4/30 (Tue.)	Eastern Michigan	Notre Dame, Ind.	5:00 p.m.
5/4 (Sat.)	* Louisville# (DH)	Notre Dame, Ind.	4:00 p.m.
5/5 (Sun.)	* Louisville	Notre Dame, Ind.	Noon
5/9-11	BIG EAST Championships	Tampa, Fla.	—
5/17-19	NCAA Regionals	Campus Sites	—
5/24-26	NCAA Super Regionals	Campus Sites	—
5/28-6/3	W. College World Series	Oklahoma City, Okla.	—

(1) Charlotte Fast Pitch Classic – Charlotte, N.C. / (2) Campbell/Cartier Classic – San Diego, Calif. / (3) Pirate Invitational – Greenville, N.C. / (4) Citrus Classic at Walt Disney Wide World of Sports Complex – Buena Vista, Fla. / (5) ASU Diamond Devil Invitational – Phoenix, Ariz. / (6) Judi Garman Classic – Fullerton, Calif. / (7) UC Riverside Tournament – Riverside, Calif.

* – BIG EAST Conference game / # – Televised on ESPN
All times local to site / Schedule subject to change