

History & Records



*Over 140 women have earned monograms
as members of the Notre Dame volleyball
team and have steered the Irish to 16
NCAA Tournament appearances in 28
seasons of varsity competition.*



All-Time Results

Irish Head Coaches



Sandy Vanslager
1980-83
53-80 (.399)



Art Lambert
1984-90
127-87 (.594)



Maria Perez
1990
4-19 (.174)



Debbie Brown
1991-present
407-149 (.742)

Notre Dame in the National Rankings

First Ranking: 18th (NCAA poll) - Oct. 20, 1988

First Final Ranking: 15th (NCAA poll) - 1988

First AVCA Ranking: 24th - 1992 preseason

Highest AVCA Ranking: 5th - Oct. 31, 2005

Highest Volleyball Magazine Ranking: 5th - Sept. 16, 1995

Highest AVCA Final Ranking: 12th - 1994, 2005

Highest AVCA Preseason Ranking: 9th - 1996

Years Ranked in AVCA Poll: 13 - 1992-98, 2000-06

Years Ranked in AVCA Top 20: 11 - 1992-98, 2000-01, 2003, 2005

Years Ranked in AVCA Top 15: 6 - 1993-96, 2003, 2005

Years Ranked in AVCA Top 10: 3 - 1995-96, 2005

Years Ranked in AVCA Preseason Poll: 9 - 1993 (19th), 1994 (17th), 1995 (11th), 1996 (9th), 1997 (17th), 1998 (16th), 2001 (20th), 2002 (25th), 2004 (25th), 2006 (21st)

Years Ranked in AVCA Final Poll: 9 - 1992 (22nd), 1993 (17th), 1994 (12th), 1995 (14th), 1996 (25th), 1997 (18th), 2000 (21st), 2003 (24th), 2005 (12th)

Largest AVCA Poll-to-Poll Jump: 11 spots - 19th (Sept. 5, 2005) to 8th (Sept. 12, 2005); tied AVCA record

Largest AVCA Two-Poll Jump: 17+ spots - unranked in preseason poll to 19th (Sept. 5, 2005) to 8th (Sept. 12, 2005)

Most Consecutive Weeks Ranked in AVCA Poll: 66 - Sept. 8, 1992-Oct. 5, 1996

Notes: Prior to 1995, the AVCA's final rankings were released before the postseason ... the poll increased from 20 to 25 teams in 1992

Irish Assistant Coaches

Dan Anderson	1982-83
Renee DeGraff	1984-85
Patty Hagemeyer	1986-88
Greg Lambert	1987-89
Maria Perez	1989-90
Steve Schlick	1991-95
Kim Reefer	1991-92
Devin Scruggs	1993
Jen Slosar	1993(v)
Steve Hendricks	1994-2001
Jim McLaughlin	1996
Fritz Warfield	1996-97(v)
Elaina Oden	1997
Jessica Fiebelkorn-Kerr	1998-99
Lindsay Rosenthal	2000
Greg Silber	2000-01(sv), 2002
Robin Davis	2001-05
Louella Lovely	2003-2006
Andrew Richardson	2004 (v)
Peggy Randolph	2005 (v)
Greg Smith	2006-present
Kevin Lane	2006 (v)
Lauren Brewster	2007
Andria Harshman	2007 (v)
Matthew Botsford	2008-present

(v) indicates volunteer assistant coach
(sv) indicates student-volunteer coach

All-Time Results

Year	Coach	Captains	W	L	Pct.	Rank	Conference	Postseason
1980	Sandy Vanslager	Kathy Dages, Deborah Romo	3	19	.136	—	—	—
1981	Sandy Vanslager	Kathy Dages, Jackie Pagley	14	22	.388	—	—	—
1982	Sandy Vanslager	Mary Jo Hensler, Josie Maternowski	25	9	.735	—	—	—
1983	Sandy Vanslager	Mary Jo Hensler, Josie Maternowski	11	30	.268	—	4-7 (t-4th)	—
1984	Art Lambert	Mary Jo Hensler, Josie Maternowski	14	13	.519	—	7-1 (2nd), runner-up	—
1985	Art Lambert	Mary McLaughlin, Jill Suglich	12	21	.364	—	6-2 (2nd), semifinals	—
1986	Art Lambert	Kathleen Morin	33	7	.825	—	4-0 (1st), champions	—
1987	Art Lambert	Kathleen Morin	30	9	.769	—	5-0 (1st), champions	—
1988	Art Lambert	Maureen Shea	19	12	.613	15th	—	NCAA round of 16
1989	Art Lambert	Kathy Cunningham	14	17	.452	—	—	—
1990	Art Lambert / Maria Perez	Tracey Shelton	9	27	.250	—	4-3 (t-3rd)	—
1991	Debbie Brown	Chris Choquette, Alicia Turner	26	10	.722	—	5-0 (1st), champions	NIVC runner-up
1992	Debbie Brown	Alicia Turner	30	8	.789	22nd	7-0 (1st), champions	NCAA round of 32
1993	Debbie Brown	Julie Harris, Janelle Karlan	27	8	.771	17th	5-0 (1st), champions	NCAA quarterfinals
1994	Debbie Brown	Nicole Coates, Christy Peters	33	4	.892	12th	10-0 (1st), champions	NCAA round of 16
1995	Debbie Brown	Jenny Birkner, Brett Hensel	27	7	.794	14th	11-0 (1st), champions	NCAA round of 16
1996	Debbie Brown	Jenny Birkner	22	12	.647	25th	11-0 (1st), champions	NCAA round of 32
1997	Debbie Brown	Angie Harris, Jaimie Lee	25	9	.735	18th	11-0 (1st), champions	NCAA round of 16
1998	Debbie Brown	Lindsay Treadwell	18	13	.581	—	9-2 (3rd), champions	NCAA round of 32
1999	Debbie Brown	Denise Boylan, Mary Leffers	20	9	.689	—	11-0 (1st), runner-up	NCAA round of 64
2000	Debbie Brown	Denise Boylan, Christi Girton	26	7	.788	21st	11-0 (1st), champions	NCAA round of 32
2001	Debbie Brown	Marcie Bomhack, Keara Coughlin	22	7	.759	—	12-0 (1st), champions	NCAA round of 64
2002	Debbie Brown	Janie Alderete, Keara Coughlin, Kristen Kinder	24	8	.750	—	11-2 (1st), champions	NCAA round of 32
2003	Debbie Brown	Jessica Kinder, Kristen Kinder	23	7	.767	24th	11-1 (t-1st), runner-up	NCAA round of 64
2004	Debbie Brown	Meg Henican	21	9	.700	—	9-1 (1st), champions	NCAA round of 32
2005	Debbie Brown	Lauren Brewster, Meg Henican	30	4	.882	12th	13-1 (1st), champions	NCAA round of 16
2006	Debbie Brown	Danielle Herndon, Adrianna Stasiuk	18	14	.563	—	10-4 (3rd), runner-up	NCAA round of 64
2007	Debbie Brown	Mallorie Croal, Adrianna Stasiuk, Ashley Tarutis	15	13	.536	—	9-4 (4th)	—
26 seasons			591	335	.638		196-29 (.891)	16 NCAA appearances

Notes: Notre Dame competed in the North Star Conference from 1983-87, the Midwestern Collegiate Conference from 1990-94, and has been a member of the BIG EAST Conference since 1995 ... the Irish were a Division II program from 1980-81 before making the jump to Division I

16 tournament tournaments
15 regular-season titles



Honors & Awards

NATIONAL AWARDS

American Volleyball Coaches Association All-America Teams

All-America Second Team

2005 Lauren Brewster, Sr., MB

All-America Third Team

2004 Lauren Brewster, Jr., MB

Honorable Mention All-America

2005 Lauren Kelbley, Sr., OH
Adrianna Stasiuk, So., OH
2004 Lauren Kelbley, Jr., OH
2003 Lauren Brewster, So., MB
Lauren Kelbley, So., MB
Kristen Kinder, Sr., S
Emily Loomis, Jr., OPP

Volleyball Magazine

All-America Teams

All-America Third Team

1994 Christy Peters, Sr., OH
1993 Christy Peters, Jr., OH

Honorable Mention All-America

2000 Denise Boylan, Sr., S
1997 Jaimie Lee, Sr., OH
1992 Jessica Fiebelkorn, Sr., MB

National All-Freshman Team

1994 Angie Harris, OH
1993 Jenny Birkner, OH

AVCA National Player of the Week

1993 Christy Peters, Jr., OH (Sept. 27)

CVU.com National Player of the Week

2005 Adrianna Stasiuk, So., OH (Oct. 25)
2005 Lauren Brewster, Sr., MB (Sept. 6)

CoSIDA Academic All-Americans

Second Team

2005 Lauren Brewster, Sr., MB
1997 Jaimie Lee, Sr., OH
1992 Jessica Fiebelkorn, Sr., MB

NCAA Postgraduate Scholarship

1998 Jaimie Lee, Sr., OH

U.S. National Team Program

2000 Kristy Kreher
1998 Denise Boylan
Jaimie Lee

USA Volleyball Junior National Team

1999 Kristy Kreher

World University Games

1997 Jaimie Lee (team captain)

U.S. Olympic Festival

1995 Jaimie Lee
1994 Angie Harris
Jaimie Lee
1993 Christy Peters
1987 Zanette Bennett
Kathy Cunningham

AMERICAN VOLLEYBALL COACHES ASSOCIATION REGIONAL/DISTRICT AWARDS

COACH OF THE YEAR

Northeast Region

2005 Debbie Brown

District I

1997 Debbie Brown

Midwest Region

1993 Debbie Brown
1992 Debbie Brown

FRESHMAN OF THE YEAR

All-Northeast Region

2007 Kellie Sciacca
2002 Lauren Kelbley

First Team

All-Northeast Region

2005 Lauren Brewster, Sr., MB
Lauren Kelbley, Sr., OH
Adrianna Stasiuk, So., OH
2004 Lauren Brewster, Jr., MB
Lauren Kelbley, Jr., OH
2003 Lauren Brewster, So., MB
Lauren Kelbley, So., MB
Kristen Kinder, Sr., S
Emily Loomis, Jr., OPP
2002 Lauren Kelbley, Fr., MB
Emily Loomis, So., OH
2001 Malinda Goralski, Sr., MB
Kristy Kreher, Sr., OPP
Kristen Kinder, So., S
Denise Boylan, Sr., S
Christi Girton, Sr., OH
Kristy Kreher, Jr., OPP

All-District I

1999 Mary Leffers, Sr., MB
Denise Boylan, Jr., S
Christi Girton, Jr., OH
Kristy Kreher, So., OPP
1998 Lindsay Treadwell, Sr., MB
1997 Denise Boylan, Fr., S
Angie Harris, Sr., OH
Jaimie Lee, Sr., OH
Mary Leffers, So., MB
1996 Jenny Birkner, Sr., OPP
Jaimie Lee, Jr., OH
1995 Jenny Birkner, Jr., OPP
Angie Harris, So., OH
Jaimie Lee, So., OH
Carey May, So., S

All-Mideast Region

1994 Christy Peters, Sr., OH
1993 Christy Peters, Jr., OH

All-North Central Region

1987 Zanette Bennett, Jr., OH
Maureen Shea, Jr., MB
Mary Kay Waller, Jr., MB

Second Team

All-Mideast Region

1994 Shannon Tuttle, Jr., S
1993 Janelle Karlan, Sr., S
1992 Jessica Fiebelkorn, Sr., MB
Janelle Karlan, Jr., S
Christy Peters, So., OH
1991 Janelle Karlan, So., S

Third Team

All-Mideast Region

1994 Jenny Birkner, So., OPP
1993 Molly Stark, Sr., MB

HONORABLE MENTION

All-Northeast Region

2004 Emily Loomis, Sr., OH
2002 Kristen Kinder, Jr., S

CONFERENCE AWARDS

Coach of the Year

BIG EAST Conference

2005 Debbie Brown
2003 Debbie Brown
2001 Debbie Brown
2000 Debbie Brown
1995 Debbie Brown

Midwestern Collegiate Conference

1994 Debbie Brown
1993 Debbie Brown
1992 Debbie Brown
1991 Debbie Brown

North Star Conference

1986 Art Lambert

Player of the Year

BIG EAST Conference

2001 Malinda Goralski, Sr., MB
2000 Denise Boylan, Sr., S
1999 Mary Leffers, Sr., MB
1997 Jaimie Lee, Sr., OH
1996 Jaimie Lee, Jr., OH
1995 Jenny Birkner, Jr., OPP

Midwestern Collegiate Conference

1994 Christy Peters, Sr., OH
1993 Christy Peters, Jr., OH
1992 Jessica Fiebelkorn, Sr. MB

North Star Conference

1987 Zanette Bennett, Jr., OH
1986 Zanette Bennett, So., MB

BIG EAST SETTER OF THE YEAR

2001 Kristen Kinder, So.
2000 Denise Boylan, Sr.

ROOKIE OF THE YEAR

BIG EAST Conference

2002 Lauren Kelbley, Fr., MB

MCC (Newcomer)

1994 Angie Harris, OH
1993 Jenny Birkner, OPP
1991 Christy Peters, OH

BIG EAST/Aeropostale Scholar-Athlete Postgraduate Scholarship

1997 Jaimie Lee, Sr., OH

All-Conference First Team

All-BIG EAST Conference

2006 Mallorie Croal, So., OH
Adrianna Stasiuk, Jr., OH
2005 Lauren Brewster, Sr., MB
Meg Henican, Sr., L
Lauren Kelbley, Sr., OH
2004 Lauren Brewster, Jr., MB
2003 Lauren Brewster, So., MB
Lauren Kelbley, So., MB
Kristen Kinder, Sr., S
Emily Loomis, So., OH
2002 Malinda Goralski, Sr., MB
Kristy Kreher, Sr., OPP
2001 Denise Boylan, Sr., S
Christi Girton, Sr., OH
Kristy Kreher, Jr., OPP
1999 Mary Leffers, Sr., MB
Denise Boylan, Jr., S
1998 Lindsay Treadwell, Sr., MB
1997 Jaimie Lee, Sr., OH
Angie Harris, Sr., OH
Mary Leffers, So., MB
1996 Jenny Birkner, Sr., OPP
Jaimie Lee, Jr., OH
1995 Jenny Birkner, Jr., OPP
Angie Harris, So., OH
Jaimie Lee, Sr., OH

Honors & Awards

All-Midwestern Collegiate Conference

- 1994 Christy Peters, Sr., OH
Shannon Tuttle, Jr., S
- 1993 Janelle Karlan, Sr., S
Christy Peters, Jr., OH
Molly Stark, Sr., MB
- 1992 Jessica Fiebelkorn, Sr., MB
Janelle Karlan, Jr., S
Christy Peters, So., OH
- 1991 Jessica Fiebelkorn, Jr., MB
- 1990 Alicia Turner, So., OH

All-North Star Conference

- 1987 Zanette Bennett, Jr., OH
Maureen Shea, Jr., OH
Mary Kay Waller, Jr., MB
- 1986 Zanette Bennett, So., MB
Taryn Collins, Fr., S
- 1984 Josie Maternowski, Sr., S
Mary McLaughlin, Jr., MB

All-Conference Second Team

All-BIG EAST Conference

- 2007 Serinity Phillips, So., OH
Adrianna Stasiuk, Sr., OH
Justine Stremick, Jr., MB
- 2006 Justine Stremick, So., MB
- 2005 Adrianna Stasiuk, So., OH
Ashley Tarutis, So., S
- 2004 Lauren Kelbley, Jr., OH
- 2002 Lauren Kelbley, Fr., MB
Kristen Kinder, Jr., S
- 2001 Kim Fletcher, So., MB
Kristen Kinder, So., S
- 2000 Marcie Bomhack, Jr., OH
- 1999 Christy Girton, Jr., OH
Kristy Kreher, So., OPP
- 1998 Christy Girton, So., OH
- 1997 Denise Boylan, Fr., S
- 1995 Carey May, So., S

All-Midwestern Collegiate Conference

- 1994 Jenny Birkner, So., OPP
Angie Harris, Fr., OH
- 1993 Julie Harris, Sr., MB
- 1992 Marilyn Cragin, Sr., OH
- 1991 Marilyn Cragin, Jr., OH
Christy Peters, Fr., OH

All-North Star Conference

- 1987 Kathy Baker, Sr., OH
- 1986 Kathy Baker, Jr., OH
Maureen Shea, So., MB
Mary Kay Waller, So., OH
- 1985 Kathleen Morin, So., OH
Jill Suglich, So., S

HONORABLE MENTION

ALL-CONFERENCE

All-BIG EAST Conference

- 2004 Emily Loomis, Sr., OH
- 2002 Lauren Brewster, Fr., MB

BIG EAST All-Rookie Team

- 2000 Kim Fletcher, MB
- 1998 Marcie Bomhack, OH
Kristy Kreher, OPP
- 1997 Denise Boylan, S
Christi Girton, OPP
- 1996 Mary Leffers, MB

MCC All-Newcomer Team

- 1994 Angie Harris, OH
Jaimie Lee, OH
- 1993 Jenny Birkner, OPP
Kristina Ervin, OH
- 1992 Brett Hensel, OH
- 1991 Christy Peters, OH

CONFERENCE TOURNAMENT MOST OUTSTANDING PLAYER

BIG EAST Conference

- 2005 Adrianna Stasiuk, So., OH
- 2004 Lauren Brewster, Jr., MB
- 2002 Emily Loomis, So., OH
- 2001 Malinda Goralski, Sr., MB
- 2000 Denise Boylan, Sr., S
- 1998 Marcie Bomhack, Fr., OH
- 1997 Jaimie Lee, Sr., OH
- 1996 Lindsay Treadwell, So., MB
- 1995 Angie Harris, So., OH

Midwestern Collegiate Conference

- 1993 Christy Peters, Jr., OH
- 1992 Jessica Fiebelkorn, Sr., MB
- 1991 Jessica Fiebelkorn, Jr., MB

BIG EAST PLAYER OF THE WEEK

- 2007 Megan Fesl, So., OH (Nov. 12)
- 2006 Mallorie Croal, So., OH (Nov. 6)
Adrianna Stasiuk, Jr., OH (Sept. 25)
- 2005 Adrianna Stasiuk, So., OH (Oct. 24)
Lauren Brewster, Sr., MB (Sept. 12)
Lauren Brewster, Sr., MB (Sept. 5)
- 2004 Lauren Brewster, Jr., MB (Nov. 15)
Meg Henican, Jr., L (Nov. 1)
Lauren Brewster, Jr., MB (Oct. 18)
Lauren Brewster, Jr., MB (Sept. 13)
- 2003 Kristen Kinder, Sr., S (Nov. 10)
Lauren Brewster, So., MB (Oct. 27)
Lauren Brewster, So., MB (Oct. 13)
Lauren Brewster, So., MB (Oct. 6)
Lauren Kelbley, So., MB (Sept. 29)
Lauren Kelbley, So., MB (Sept. 8)
Emily Loomis, Jr., OPP (Sept. 1)
- 2002 Emily Loomis, So., OH (Sept. 30)
Katie Neff, Jr., OPP (Sept. 16)
- 2001 Kristen Kinder, So., S (Nov. 12)
Kristy Kreher, Sr., OPP (Nov. 5)
Kristy Kreher, Sr., OPP (Oct. 15)
Kristy Kreher, Sr., OPP (Oct. 1)
Malinda Goralski, Sr., MB (Sept. 3)
- 2000 Marcie Bomhack, Jr., OH (Nov. 6)
Christi Girton, Sr., OH (Oct. 2)
Christi Girton, Sr., OH (Sept. 25)
Denise Boylan, Sr., S (Sept. 4)
- 1999 Christi Girton, Jr., OH (Nov. 8)
Mary Leffers, Sr., MB (Oct. 11)
Mary Leffers, Sr., MB (Oct. 4)
Mary Leffers, Sr., MB (Sept. 6)
- 1998 Christi Girton, So., OH (Oct. 26)
Lindsay Treadwell, Sr., MB (Sept. 7)
- 1997 Angie Harris, Sr., OH (Nov. 17)
Jaimie Lee, Sr., OH (Sept. 15)
Lindsay Treadwell, Jr., MB (Sept. 8)
Angie Harris, Sr., OH (Sept. 1)
- 1996 Lindsay Treadwell, So., MB (Oct. 7)
Jaimie Lee, Jr., OH (Sept. 2)
- 1995 Angie Harris, So., OH (Sept. 3)
Angie Harris, So., OH (Sept. 17)
Angie Harris, So., OH (Nov. 21)

BIG EAST ROOKIE OF THE WEEK

- 2007 Kellie Sciacca, MB (Nov. 12)
Kellie Sciacca, MB (Oct. 22)
Kellie Sciacca, MB (Sept. 17)
- 2006 Serinity Phillips, OH (Oct. 9)
Christina Kaelin, OH (Nov. 5)
Christina Kaelin, OH (Aug. 28)
- 2005 Mallorie Croal, OH (Sept. 5)
- 2004 Adrianna Stasiuk, OPP (Oct. 18)
Adrianna Stasiuk, OPP (Oct. 11)
- 2002 Lauren Brewster, MB (Oct. 28)
Lauren Kelbley, MB (Oct. 13)
Lauren Kelbley, MB (Sept. 2)
- 2001 Emily Loomis, OH (Nov. 5)
- 1997 Christi Girton, OPP (Nov. 17)
Denise Boylan, S (Oct. 13)
- 1996 Mary Leffers, MB (Nov. 4)
Mary Leffers, MB (Sept. 2)

BIG EAST ACADEMIC ALL-STARS

- | | |
|-------------------|-----------------|
| Janie Alderete | 1999-2003 |
| Jenni Birkner | 1995-96 |
| Marcie Bomhack | 2000-01 |
| Denise Boylan | 1997, 1999-2000 |
| Lauren Brewster | 2002-05 |
| Jennifer Briggs | 1995-96 |
| Kelly Burrell | 2003-05 |
| Madison Clark | 2005-06 |
| Carolyn Cooper | 2004-05 |
| Kelly Corbett | 2001-04 |
| Keara Coughlin | 1999-2003 |
| Mallorie Croal | 2005-07 |
| Audra Duda | 1996-97 |
| Megan Dunne | 2007 |
| Tara Enzweiler | 2006-07 |
| Kristina Ervin | 1995-96 |
| Megan Fesl | 2007 |
| Kim Fletcher | 2000-03 |
| Christi Girton | 1998-2000 |
| Malinda Goralski | 1998-2001 |
| Michelle Graham | 1998-2000 |
| Angie Harris | 1997 |
| Ellen Heintzman | 2004-05 |
| Meg Henican | 2004 |
| Brett Hensel | 1995 |
| Danielle Herndon | 2005-06 |
| Jo Jameyson | 1999-2000 |
| Christina Kaelin | 2006 |
| Lauren Kelbley | 2005 |
| Jessica Kinder | 2000-03 |
| Kristen Kinder | 2000-03 |
| Kim Kristoff | 2007 |
| Jaimie Lee | 1995-97 |
| Mary Leffers | 1996-99 |
| Emily Loomis | 2001-04 |
| Carey May | 1995-97 |
| Molly McCarthy | 1997 |
| Annie Mokris | 2005 |
| Leah Nedderman | 2001-02 |
| Jamel Nicholas | 2006-07 |
| Katie Neff | 2000-03 |
| Serinity Phillips | 2006-07 |
| Mandi Powell | 1998 |
| Angela Puente | 2007 |
| Jennifer Rouse | 1995-96 |
| Emily Schiebout | 1998-99 |
| Kellie Sciacca | 2007 |
| Adrienne Shimmel | 1999-2000 |
| Adrianna Stasiuk | 2004-07 |
| Justine Stremick | 2005-07 |
| Ashley Tarutis | 2004-07 |
| Lindsay Treadwell | 1995-98 |
| Shannon Tuttle | 1995 |



Byron V. Kanaley Award

The most prestigious honor awarded to a Notre Dame student-athlete, the Byron V. Kanaley Award has been presented each year since 1927 to the senior monogram athletes who have been most exemplary as both students and leaders.

The award, presented by the Faculty Board on Athletics, is named in honor of a 1904 Notre Dame graduate who was a member of the Irish baseball team as an undergraduate. Kanaley went on to a successful banking career in Chicago and served the University as a lay trustee from 1915 until his death in 1960.

The Notre Dame volleyball team has had eight of its players honored with the Kanaley Award, which is presented at the spring athletic department awards dinner: Terese Henken (1984), Alicia Turner (1993), Julie Harris (1994), Jaimie Lee (1998), Keara Coughlin (2003), Kristen Kinder (2004), Emily Loomis (2005) and Adrianna Stasiuk (2008).



Kristen Kinder (pictured) and Adrianna Stasiuk are the only Irish players ever to win both the MVP and Rockne Student-Athlete awards on multiple occasions.



Terese Henken
1984



Alicia Turner
1993



Julie Harris
1994



Jaimie Lee
1998



Keara Coughlin
2003



Kristen Kinder
2004



Emily Loomis
2005



Adrianna Stasiuk
2008

TEAM AWARDS

Notre Dame Club of St. Joseph Valley Knute Rockne Student-Athlete Award

2007	Adrianna Stasiuk, Sr., OH
	Justine Stremick, Jr., MB
2006	Justine Stremick, So., MB
2005	Adrianna Stasiuk, So., OH
2004	Emily Loomis, Sr., OH
2003	Kristen Kinder, Sr., S
2002	Kristen Kinder, Jr., S
2001	Keara Coughlin, Jr., DS
2000	Christi Girton, Sr., OH
1999	Michelle Graham, Jr., S
1998	Lindsay Treadwell, Sr., MB
1997	Carey May, Sr., S
1996	Jen Briggs, Sr., MB
	Kristina Ervin, Sr., OH
1995	Kristina Ervin, Jr., OH
1994	Jen Briggs, So., MB
1993	Julie Harris, Sr., MB
1992	Julie Harris, Jr., MB
1991	Jennie Bruening, Sr., DS/S
1990	Jennie Bruening, Jr., OH

Emily Loomis – the first Notre Dame athlete ever to earn All-America accolades in two distinctly different sports – was a standout high jumper for the Irish track and field team, as well as the third volleyball player in as many years to win the Byron V. Kanaley Award.

Notre Dame Monogram Club Team MVP

2007	Adrianna Stasiuk, Sr., OH
2006	Adrianna Stasiuk, Jr., OH
2005	Lauren Brewster, Sr., MB
2004	Lauren Brewster, Jr., MB
2003	Kristen Kinder, Sr., S
2002	Kristen Kinder, Jr., S
2001	Malinda Goralski, Sr., MB
2000	Denise Boylan, Sr., S
1999	Mary Leffers, Sr., MB
1998	Lindsay Treadwell, Sr., MB
1997	Angie Harris, Sr., OH
	Jaimie Lee, Sr., OH
1996	Jaimie Lee, Jr., OH
1995	Jenny Birkner, Jr., OPP
1994	Christy Peters, Sr., OH
1993	Christy Peters, Jr., OH
1992	Jessica Fiebelkorn, Sr., MB
1991	Marilyn Cragin, Jr., OH
	Jessica Fiebelkorn, Jr., MB
1990	Tracey Shelton, Sr., OH
1989	Kathy Cunningham, Sr., OH/RS
1988	Maureen Shea, Sr., MB/RS
1987	Zanette Bennett, Jr., OH
1986	Zanette Bennett, So., MB
1985	Kathleen Morin, So., OH
1984	Jill Suglich, So., S
1983	Mary Jo Hensler, Jr., OH
1982	Mary Jo Hensler, So., OH
1981	Josie Maternowski, Fr., S
1980	Kathy Dages, Jr., S

Team Records

Victories

1.	33-4	1994
	33-7	1986
3.	30-4	2005
	30-8	1992
	30-9	1987

Winning Percentage

1.	.892 (33-4)	1994
2.	.882 (30-4)	2005
3.	.825 (33-7)	1986
4.	.794 (27-7)	1995
5.	.789 (30-8)	1992

Home Record

1.	1.000 (17-0)	1994
	1.000 (12-0)	2001
3.	.941 (16-1)	1992
4.	.938 (15-1)	2005
5.	.933 (14-1)	2002

Record On Opponent's Court

1.	.909 (10-1)	2005
2.	.846 (11-2)	1994
3.	.800 (8-2)	2000
4.	.777 (7-2)	2001
5.	.769 (10-3)	1991

Five-Game Matches

1.	11	1991
2.	9	1989
3.	8	1990, 2005
5.	7	1993, 1998, 2004

Record in 5-Game Matches

1.	5-1 (.833)	1992
2.	3-1 (.750)	2003
3.	5-2 (.714)	1993
4.	4-2 (.667)	1987
5.	3-2 (.600)	1986

3-0 Victories

1.	22	1995
2.	20	1986, 1992, 1994, 2000, 2005

Shutout Game Wins

(15-0 or 30-0)

1.	4	1995
	4	1992
3.	3	1986

2-Point Games

1.	29 (16-13)	1993
	29 (20-9)	1987
3.	27 (14-13)	2005
4.	25 (17-8)	1991
5.	24 (15-9)	1992

2-Point Game Winning Percentage

1.	.700 (7-3)	1999
2.	.696 (16-7)	1988
3.	.680 (20-9)	1987
	.680 (17-8)	1991
5.	.631 (12-7)	2000

Games Played

1.	144	1987
2.	136	1986
3.	140	1991
4.	132	1992
	132	1990

Most Games Per Match

1.	4.03	1989
2.	3.93	2007
3.	3.88	1991
4.	3.81	1988
5.	3.74	1998

Fewest Games Per Match

1.	3.34	1999
2.	3.40	1986
3.	3.42	2000
4.	3.43	1994
5.	3.44	1995

Attack Attempts

1.	5,299	1987
2.	5,214	2005
3.	5,180	1991
4.	5,172	1992
5.	5,119	1993

Total Kills

1.	2,080	1987
2.	1,991	1994
3.	1,984	1991
4.	1,980	2005
5.	1,972	1997

Kills Per Game

1.	17.43	2000
2.	16.57	1997
3.	16.32	1995
4.	15.97	2005
5.	15.95	2007

Hitting Percentage

1.	.288	2000
2.	.282	1999
3.	.274	1997
4.	.271	1995
5.	.265	2002

Service Aces

1.	256	1994
2.	240	1992
3.	234	1987
4.	219	1991
5.	213	1986

Service Aces Per Game

1.	2.02	1994
2.	1.82	1992
3.	1.73	1996
4.	1.71	2000
5.	1.69	1995

Fewest Service Errors Per Game

1.	1.6810	1998
2.	1.6807	1996
3.	1.74	1985
4.	1.85	2006
5.	2.00	2005

Service Ace-to-Error Ratio

1.	1.03	1996
2.	.844	2006
3.	.758	2005
4.	.757	1992
5.	.727	1994

Total Digs

1.	2,407	1992
2.	2,389	1991
3.	2,255	1987
4.	2,233	2005
5.	2,123	1994

Digs Per Game

1.	18.23	1992
2.	18.01	2005
3.	17.70	2006
4.	17.06	1991
5.	16.97	1993

Total Blocks

1.	451	1986
2.	441	2005
3.	428	1991
4.	421	1988
5.	414	2002

Blocks Per Game

1.	3.72	2003
2.	3.66	2002
3.	3.57	1988
4.	3.56	2005
5.	3.51	1985

Lowest Opponent Hitting Percentage

1.	.151	1986
2.	.157	2001
3.	.158	1994
4.	.159	2005
5.	.161	1992

Lowest Opponent Kill Average

1.	10.32/gm	1984
2.	11.48/gm	1986
3.	12.58/gm	2001
	12.58/gm	1992
5.	12.63/gm	1994

Lowest Opponent Ace Average

1.	0.80/gm	2005
2.	0.94/gm	2003
3.	0.96/gm	2004
4.	1.11/gm	1996
5.	1.12/gm	1995

Lowest Opponent Block Average

1.	1.53/gm	1986
2.	1.75/gm	1991
3.	1.92/gm	1992
4.	1.96/gm	2002
5.	2.01/gm	2001

Irish Streaks

Consecutive Wins

17	Oct. 24 - Nov. 21, 1986
15	Sept. 25 - Nov. 5, 2005
14	Sept. 17 - Nov. 9, 2003
12	Oct. 26 - Nov. 20, 1994
11	Sept. 1 - Sept. 15, 1994
11	Oct. 20 - Nov. 19, 2000
10	Oct. 22 - Nov. 23, 1997

Consecutive Home Wins

36	Sept. 23, 2000 - Dec. 8, 2002
27	Sept. 25, 1993 - Sept. 2, 1995
16	Oct. 8, 1991 - Oct. 10, 1992
14	Sept. 23, 1995 - Aug. 31, 1996
14	Sept. 24, 1986 - Oct. 3, 1987

Consecutive Road Wins

10	Oct. 11 - Nov. 19, 1986
10	Sept. 8 - Oct. 10, 1995

Consecutive Wins On Opponent's Court

9	Sept. 16 - Nov. 5, 2005
8	Nov. 2, 1991 - Sept. 26, 1992

Consecutive 3-0 Wins

9	Oct. 29 - Nov. 19, 1994
8	Sept. 23 - Oct. 10, 1995
7	Oct. 30 - Nov. 21, 1993

Consecutive Wins in Matches Decided in Five Games

7	Sept. 10, 1993 - Sept. 9, 1995
---	--------------------------------

Consecutive Five-Game Matches

3	Sept. 4 - Sept. 10, 2004
3	Nov. 16 - Nov. 24, 1991

Consecutive Games Won

31	Oct. 28 - Nov. 20, 1994
25	Sept. 23 - Oct. 13, 1995
22	Oct. 29 - Nov. 21, 1993

Consecutive Two-Point Games

4	vs. California (Nov. 6, 1991)
3	vs. Northern Iowa (Nov. 16, 2004)
3	vs. Loyola Marymount (Sept. 21, 2000)
3	vs. Santa Clara (Sept. 24, 1993)

Best Undeclared Start

11-0	1994 season
8-0	1995 season
7-0	1992 season

Best One-Loss Start

22-1	2005 season
20-1	1994 season
16-1	1995 season
12-1	1992 season

Consecutive Losses

14	Oct. 16 - Nov. 20, 1980
----	-------------------------

Consecutive Losses (since 1983)

7	1989, 1990 (twice)
---	--------------------

Consecutive Losses In Brown Era

6	Nov. 19, 2006 - Aug. 31, 2007 (overall)
4	Oct. 13 - Oct. 18, 1995 (season)



Emily Loomis (left) and Malinda Goralski helped the Irish average 3.42 blocks per game in 2001, the top average for a Notre Dame team in 13 years. That squad was a perfect 12-0 in the Joyce Center.



Year-by-Year Statistical Leaders

Games Played

2007	Five players with	110
2006	Herdon/Stremick/Tarutis	114
2005	Five players with	124
2004	Brewster/Henican/Stasiuk/Tarutis	112
2003	Henican/Kinder/Kinder/Loomis	109
2002	Emily Loomis	108
2001	Alderete / Goralski / Kinder	103
2000	Malinda Goralski	105
1999	Mary Leffers	98
1998	Lindsay Treadwell	116
1997	Angie Harris	117
1996	Jenny Birkner	119
1995	Carey May	114
1994	Birkner / Lee	119
1993	Jenny Birkner	124
1992	Brett Hensel	124
1991	Marilyn Cragin	139
1990	Alicia Turner	127
1989	Jessica Fiebelkorn	120
1988	Mary Kay Waller	115
1987	Maureen Shea	138
1986	Maureen Shea	129
1985	Maureen Shea	97
1984	-	-

Assists

2007	Ashley Tarutis	1178
2006	Ashley Tarutis	860
2005	Ashley Tarutis	1573
2004	Ashley Tarutis	1150
2003	Kristen Kinder	1108
2002	Kristen Kinder	1187
2001	Kristen Kinder	1215
2000	Denise Boylan	1396
1999	Denise Boylan	1132
1998	Denise Boylan	809
1997	Denise Boylan	1350
1996	Carey May	786
1995	Carey May	1536
1994	Shannon Tuttle	1375
1993	Janelle Karlan	1345
1992	Janelle Karlan	1297
1991	Janelle Karlan	1451
1990	Janelle Karlan	1104
1989	Taryn Collins	1198
1988	Julie Bremner	1340
1987	Taryn Collins	822
1986	Taryn Collins	822
1985	Jill Suglich	742
1984	-	-

Aces / Service Errors

2007	Adrianna Stasiuk	1.13
2006	Tarutis / Fesl	1.15
2005	Danielle Herndon	1.88
2004	Ashley Tarutis	0.89
2003	Emily Loomis	0.84
2002	Jessica Kinder	0.78
2001	Kim Fletcher	1.00
2000	Janie Alderete	1.33
1999	Denise Boylan	1.11
1998	Lindsay Treadwell	1.50
1997	Jaimie Lee	1.00
1996	Jaimie Lee	2.00
1995	Lindsay Treadwell	1.11
1994	Angie Harris	0.94
1993	Christy Peters	1.20
1992	Christy Peters	1.25
1991	Christy Peters	1.90
1990	Chris Choquette	0.91
1989	Taryn Collins	0.78
1988	Julie Bremner	0.71
1987	Mary Kay Waller	1.04
1986	Zanette Bennett	1.08
1985	Mary Kay Waller	0.86
1984	Kathleen Morin	2.38

Kills

Adrianna Stasiuk	361
Adrianna Stasiuk	329
Lauren Brewster	476
Lauren Brewster	406
Emily Loomis	387
Emily Loomis	400
Kristy Kreher	331
Christi Girton	448
Christi Girton	333
Christi Girton	328
Angie Harris	492
Jenny Birkner	354
Angie Harris	470
A. Harris/C. Peters	432
Christy Peters	524
Christy Peters	421
Marilyn Cragin	388
Alicia Turner	321
Alicia Turner	396
Mary Kay Waller	444
Zanette Bennett	548
Zanette Bennett	383
Maureen Shea	205
Karen Sapp	180

Assists Per Game

Ashley Tarutis	10.71
Ashley Tarutis	7.54
Ashley Tarutis	12.69
Ashley Tarutis	10.27
Kristen Kinder	10.17
Kristen Kinder	11.30
Kristen Kinder	11.80
Denise Boylan	13.82
Denise Boylan	11.92
Denise Boylan	10.93
Denise Boylan	12.39
Carey May	12.68
Carey May	13.47
Shannon Tuttle	12.28
Janelle Karlan	11.50
Janelle Karlan	11.18
Janelle Karlan	10.75
Janelle Karlan	8.98
Taryn Collins	11.75
Julie Bremner	11.45
Taryn Collins	11.64
Taryn Collins	8.14
-	-
-	-

Digs

Adrianna Stasiuk	377
Danielle Herndon	582
Meg Henican	628
Meg Henican	553
Meg Henican	419
Jessica Kinder	319
Janie Alderete	294
Kristy Kreher	269
Christi Girton	201
Lindsay Treadwell	338
Angie Harris	323
Jenny Birkner	353
Jenny Birkner	346
Christy Peters	343
Christy Peters	500
Jessica Fiebelkorn	474
Jessica Fiebelkorn	425
Alicia Turner	261
Alicia Turner	340
Julie Bremner	324
Zanette Bennett	363
Kathy Cunningham	292
Jill Suglich	268
Josie Maternowski	97

Kills Per Game

Adrianna Stasiuk	3.28
Christina Kaelin	3.53
Lauren Brewster	3.84
Lauren Kelbley	3.68
Lauren Brewster	3.58
Emily Loomis	3.70
Kristy Kreher	3.31
Christi Girton	4.35
Christi Girton	3.83
Christi Girton	3.06
Jaimie Lee	4.55
Angie Harris	3.21
Angie Harris	4.27
Christy Peters	4.60
Christy Peters	4.30
Christy Peters	3.63
Christy Peters	2.81
Marilyn Cragin	2.65
Alicia Turner	3.38
Mary Kay Waller	3.86
Zanette Bennett	4.03
Zanette Bennett	3.27
-	-
-	-

Service Aces

Adrianna Stasiuk	39
Ashley Tarutis	31
Lauren Kelbley	43
Adrianna Stasiuk	41
Jessica Kinder	33
Jessica Kinder	53
Kristen Kinder	38
Janie Alderete	32
Denise Boylan	35
Lindsay Treadwell	27
Angie Harris	59
Angie Harris	38
Angie Harris	67
Angie Harris	75
Nicole Coates	46
Nicole Coates	39
Katie Kavanaugh	37
Alicia Turner	42
Alicia Turner	39
Mary Kay Waller	44
Zanette Bennett	33
Zanette Bennett	42
Maureen Shea	23
Kathleen Morin	31

Digs Per Game

Adrianna Stasiuk	3.43
Danielle Herndon	5.11
Meg Henican	5.06
Meg Henican	4.94
Meg Henican	3.84
Jessica Kinder	2.98
Janie Alderete	2.85
Kristy Kreher	2.59
Christi Girton	2.31
Lindsay Treadwell	2.91
Jaimie Lee	2.86
Jenny Birkner	2.97
Jenny Birkner	3.12
Christy Peters	3.65
Christy Peters	4.10
Jessica Fiebelkorn	3.95
Christy Peters	3.56
Jessica Fiebelkorn	2.16
Alicia Turner	2.91
Whitney Shewman	2.93
Taryn Collins	3.83
Kathy Cunningham	2.66
Jill Suglich	2.91
-	-

Hitting Percentage

Kellie Sciacca	343
Justine Stremick	304
Lauren Brewster	310
Lauren Brewster	313
Lauren Brewster	341
Lauren Kelbley	351
Malinda Goralski	379
Malinda Goralski	380
Mary Leffers	369
Malinda Goralski	294
Mary Leffers	311
Jaimie Lee	277
Lindsay Treadwell	366
Jennifer Rouse	303
Julie Harris	296
Cynthia May	301
Marilyn Cragin	319
Janelle Karlan	240
Kathy Cunningham	264
Zanette Bennett	302
Zanette Bennett	322
Mary Kay Waller	395
Mary Kay Waller	209
Karen Sapp	195

Aces Per Game


Adrianna Stasiuk	0.30
Megan Fesl	0.31
Lauren Kelbley	0.35
Adrianna Stasiuk	0.37
Jessica Kinder	0.30
Jessica Kinder	0.36
Kristen Kinder	0.37
Janie Alderete	0.35
Denise Boylan	0.37
Lindsay Treadwell	0.23
Angie Harris	0.50
Angie Harris	0.67
Angie Harris	0.61
Angie Harris	0.66
Nicole Coates	0.41
Nicole Coates	0.44
Christy Peters	0.33
Alicia Turner	0.33
Jen Slosar	0.37
Mary Kay Waller	0.38
Kathy Cunningham	0.32
Zanette Bennett	0.36
-	-
-	-

Blocks Per Game

Justine Stremick	1.47
Justine Stremick	1.37
Lauren Brewster	1.63
Lauren Brewster	1.54
Lauren Brewster	1.78
Lauren Brewster	1.68
Malinda Goralski	1.66
Malinda Goralski	1.47
Mary Leffers	1.79
Lindsay Treadwell	1.37
Mary Leffers	1.26
Mary Leffers	1.43
Jennifer Rouse	1.22
Jennifer Rouse	1.04
Molly Stark	1.20
Jessica Fiebelkorn	1.17
Jessica Fiebelkorn	1.40
Jessica Fiebelkorn	1.10
Kathy Cunningham	1.10
Mary Kay Waller	1.79
Mary Kay Waller	1.74
Mary Kay Waller	1.54
Mary Kay Waller	1.66
-	-

Note: Complete data not available for 1980-83 seasons

Career Records



Jessica Fiebelkorn was the first Irish player ever to register 1,000 kills and 1,000 digs, finishing her career in 1992 with 1,299 kills and 1,324 digs.

1,000 Kill Club	K
1. Christy Peters (1991-94).....	1683
2. Angie Harris (1994-97).....	1577
3. Lauren Brewster (2002-05).....	1485
4. Zanette Bennett (1985-88).....	1471
5. Lauren Kelbley (2002-05).....	1463
6. Jaimie Lee (1994-97).....	1446
7. Emily Loomis (2001-04).....	1321
8. Jessica Fiebelkorn (1989-92).....	1299
9. Adrianna Stasiuk (2004-07).....	1294
10. Christi Girton (1997-00).....	1286
11. Kristy Kreher (1998-01).....	1215
12. Maureen Shea (1985-88).....	1193
13. Mary Kay Waller (1985-88).....	1188
14. Jenny Birkner (1993-96).....	1171
15. Alicia Turner (1989-92).....	1162
16. Mary Leffers (1996-99).....	1094
17. Marcie Bomhack (1998-01).....	1016

1,000 Kill / 1,000 Dig Club	K	D
1. Jessica Fiebelkorn (1989-92).....	1299	1324
2. Alicia Turner (1989-92).....	1162	1196
3. Christy Peters (1991-94).....	1683	1640
4. Jenny Birkner (1993-96).....	1171	1359
5. Jaimie Lee (1994-97).....	1446	1142
6. Angie Harris (1994-97).....	1577	1043
7. Adrianna Stasiuk (2004-07).....	1294	1489

Games Played	GP
1. Janelle Karlan (1990-93).....	491
2. Jenny Birkner (1993-96).....	473
3. Maureen Shea (1985-88).....	472
4. Brett Hensel (1992-95).....	461
5. Ashley Tarutis (2004-07).....	460
6. Jaimie Lee (1994-97).....	451
7. Alicia Turner (1989-92).....	448
8. Jessica Fiebelkorn (1989-92).....	447
9. Lauren Brewster (2002-05).....	444
10. Christy Peters (1991-94).....	441

Hitting Percentage (min. 1,000 attempts)	K	E	Att	Pct.
1. Malinda Goralski (1998-01).....	.731	167	1562	.361
2. Lauren Brewster (2002-05).....	.1485	425	3376	.314
3. Justine Stremick (2005-current).....	.540	158	1230	.311
4. Kristy Kreher (1998-01).....	.1215	391	2694	.306
5. Mary Leffers (1996-99).....	.1094	341	2475	.304
6. Lindsay Treadwell (1995-98).....	.907	285	2125	.293
7. Lauren Kelbley (2002-05).....	.1463	442	3510	.291
8. Zanette Bennett (1985-88).....	.1471	462	3486	.289
9. Mary Kay Waller (1985-88).....	.1188	397	2835	.279
10. Jenny Birkner (1993-96).....	.1171	364	2907	.278
11. Jaimie Lee (1994-97).....	.1446	494	3430	.278

Consecutive Games Played	No.
1. Ashley Tarutis (2004-07)	460 (Sept. 1, 2004-Nov. 12, 2007)
2. Meg Henican (2002-05)	363 (Sept. 17, 2002-Dec. 9, 2005)

Percentage of Games Played	Pct.	(GP/TG)
1. Ashley Tarutis (2004-07).....	1.000	(460/460)
2. Lauren Brewster (2002-05).....	.969	(444/458)
3. Jenny Birkner (1993-96).....	.965	(473/490)
4. Emily Loomis (2001-04).....	.961	(420/437)
5. Danielle Herndon (2003-06).....	.956	(439/459)
6. Adrianna Stasiuk (2004-07).....	.954	(439/460)
Lauren Kelbley (2002-05).....	.954	(437/458)
8. Jaimie Lee (1994-97).....	.936	(451/482)
9. Meg Henican (2002-05).....	.932	(427/458)
10. Janelle Karlan (1990-93).....	.928	(491/529)

Matches Played	MP
1. Janelle Karlan (1990-93).....	145
2. Molly Stark (1990-93).....	141
3. Jenny Birkner (1993-96).....	140
Brett Hensel (1992-95).....	140
5. Maureen Shea (1985-88).....	137
6. Jaimie Lee (1994-97).....	136
7. Alicia Turner (1989-92).....	134
8. Christy Peters (1991-94).....	132
Lindsay Treadwell (1995-98).....	132
10. Zanette Bennett (1985-88).....	127

Pct. of Matches Played	Pct.	(MP/TM)
1. Janelle Karlan (1990-93).....	1.000	(145/145)
Jenny Birkner (1993-96).....	1.000	(140/140)
Lauren Brewster (2002-05).....	1.000	(126/126)
Ashley Tarutis (2004-07).....	1.000	(124/124)
5. Lindsay Treadwell (1995-98).....	.992	(132/133)
Emily Loomis (2001-04).....	.992	(120/121)
7. Danielle Herndon (2003-06).....	.984	(124/126)
8. Jaimie Lee (1994-97).....	.978	(136/139)
9. Meg Henican (2002-05).....	.976	(123/126)
Lauren Kelbley (2002-05).....	.976	(123/126)

Attack Attempts	TA
1. Christy Peters (1991-94).....	4471
2. Angie Harris (1994-97).....	3905
3. Adrianna Stasiuk (2004-07).....	3681
4. Lauren Kelbley (2002-05).....	3510
5. Zanette Bennett (1985-88).....	3486
6. Emily Loomis (2001-04).....	3453
7. Lauren Brewster (2002-05).....	3376
8. Alicia Turner (1989-92).....	3332
9. Jessica Fiebelkorn (1989-92).....	3199

Kill Average (min. 650 kills)	G	K	Avg.
1. Angie Harris (1994-97).....	397	1577	3.97
2. Christy Peters (1991-94).....	441	1683	3.82
3. Zanette Bennett (1985-88).....	428	1471	3.44
4. Lauren Kelbley (2002-05).....	437	1463	3.35
5. Lauren Brewster (2002-05).....	444	1485	3.34
6. Christi Girton (1997-00).....	390	1286	3.30
7. Kristy Kreher (1998-01).....	377	1215	3.22
8. Jaimie Lee (1994-97).....	451	1446	3.21
9. Emily Loomis (2001-04).....	420	1321	3.15
10. Jessica Fiebelkorn (1989-92).....	447	1299	2.91

Matches With Team-High Kills	No.
1. Christy Peters (1991-94).....	70
2. Angie Harris (1994-97).....	54
3. Mary Kay Waller (1985-88).....	46
4. Zanette Bennett (1985-88).....	45
5. Lauren Brewster (2002-05).....	44
6. Jaimie Lee (1994-97).....	41
7. Christi Girton (1997-00).....	40
8. Lauren Kelbley (2002-05).....	38
9. Emily Loomis (2001-04).....	37
10. Marilyn Cragin (1989-92).....	35
Jessica Fiebelkorn (1989-92).....	35



Malinda Goralski's (1998-2001) career hitting percentage of .361 is by far the best of any player in Notre Dame history.



Matches With 10+ Kills	No.
1. Lauren Kelbley (2002-05)	90
2. Angie Harris (1994-97)	88
3. Lauren Brewster (2002-05)	81
4. Christy Peters (1991-94)	80
5. Adrianna Stasiuk (2004-07)	74
6. Emily Loomis (2001-04)	72
7. Zquette Bennett (1985-88)	70
Kristy Kreher (1998-01)	70
9. Jaimie Lee (1994-97)	68
10. Jessica Fiebelkorn (1989-92)	63

Matches With 20+ Kills	No.
1. Christy Peters (1991-94)	19
2. Zquette Bennett (1985-88)	16
Angie Harris (1994-97)	16
4. Jaimie Lee (1994-97)	14
5. Lauren Kelbley (2002-05)	10
6. Kristy Kreher (1998-01)	9
7. Alicia Turner (1989-92)	8
Lauren Brewster (2002-05)	8
9. Emily Loomis (2001-04)	7
10. Christi Girton (1997-00)	6
Kathy Cunningham (1986-89)	6
Mary Kay Waller (1985-88)	6

Combined Kills by Classmates	Total
1. Angie Harris / Jaimie Lee (1994-97)	3023
2. Lauren Brewster / Lauren Kelbley (2002-05)	2948

Triple-Doubles (K/D/A/SA/B)	No.
1. Zquette Bennett (1985-88)	4
2. Maureen Shea (1985-88)	3
3. Janelle Karlan (1990-93)	2
Mary Kay Waller (1985-88)	2

Double-Doubles (kills / digs)	No.
1. Christy Peters (1991-94)	64
2. Adrianna Stasiuk (2004-07)	62
3. Jessica Fiebelkorn (1989-92)	42
4. Angie Harris (1994-97)	36
5. Jenny Birkner (1993-96)	34
Jaimie Lee (1994-97)	34
7. Alicia Turner (1989-92)	29
Zquette Bennett (1985-88)	29
9. Lindsay Treadwell (1995-98)	27
10. Christi Girton (1997-00)	26

Assists	No.
1. Janelle Karlan (1990-93)	5197
2. Ashley Tarutis (2004-07)	4761
3. Denise Boylan (1997-00)	4687
4. Kristen Kinder (2000-03)	3652
5. Taryn Collins (1986-89)	3033
6. Carey May (1994-97)	2793
7. Shannon Tuttle (1992-94)	1727
8. Julie Bremner (1988)	1340
9. Kathleen Morin (1984-87)	1142
10. Jill Suglich (1984-87)	805

Assist Avg. (min. 500 assists)	G	A	Avg.
1. Denise Boylan (1997-00)	379	4687	12.37
2. Carey May (1994-97)	231	2793	12.09
3. Julie Bremner (1988)	117	1340	11.45
4. Shannon Tuttle (1992-94)	156	1727	11.07
5. Kristen Kinder (2000-03)	237	3652	10.84
6. Janelle Karlan (1990-93)	491	5197	10.59
7. Taryn Collins (1986-89)	290	3033	10.46
8. Ashley Tarutis (2004-07)	460	4761	10.35
9. Michelle Graham (1998-00)	116	695	5.99
10. Jamel Nicholas (2006-current)	205	851	4.15

Service Aces	SA
1. Angie Harris (1994-97)	239
2. Alicia Turner (1989-92)	135
3. Adrianna Stasiuk (2004-07)	128
4. Jessica Kinder (2000-03)	122
5. Lauren Kelbley (2002-05)	120
6. Ashley Tarutis (2004-07)	116
Mary Kay Waller (1985-88)	116
8. Christy Peters (1991-94)	112
Jessica Fiebelkorn (1989-92)	112
10. Zquette Bennett (1985-88)	111

Ace Average (min. 50 aces)	G	SA	Avg.
1. Angie Harris (1994-97)	397	239	.602
2. Nicole Coates (1991-94)	287	110	.383
3. Jessica Kinder (2000-03)	340	122	.359
4. Alicia Turner (1989-92)	448	135	.301
5. Adrianna Stasiuk (2004-07)	439	128	.292
6. Mary Kay Waller (1985-88)	415	116	.280
7. Lauren Kelbley (2002-05)	437	120	.274
8. Jessica Fiebelkorn (1989-92)	447	122	.273
9. Taryn Collins (1986-89)	290	78	.269
10. Ashley Tarutis (2004-07)	460	112	.252

Digs	No.
1. Meg Henican (2002-05)	1783
2. Christy Peters (1991-94)	1640
3. Adrianna Stasiuk (2004-07)	1489
4. Jenny Birkner (1993-96)	1359
5. Jessica Fiebelkorn (1989-92)	1324
6. Danielle Herndon (2003-06)	1273
7. Alicia Turner (1989-92)	1196
8. Jaimie Lee (1994-97)	1142
9. Ashley Tarutis (2004-07)	1096
10. Angie Harris (1994-97)	1043

Dig Average (min. 500 digs)	G	D	Avg.
1. Meg Henican (2002-05)	427	1783	4.18
2. Christy Peters (1991-94)	441	1640	3.72
3. Adrianna Stasiuk (2004-07)	439	1489	3.39
4. Jessica Fiebelkorn (1989-92)	447	1324	2.96
5. Danielle Herndon (2003-06)	440	1273	2.89
Jenny Birkner (1992-96)	473	1369	2.89
7. Taryn Collins (1986-89)	290	794	2.74
8. Alicia Turner (1989-92)	448	1196	2.67
9. Angie Harris (1994-97)	397	1043	2.63
10. Kathy Cunningham (1986-89)	358	936	2.61

Matches With Team-High Digs	No.
1. Meg Henican (2002-05)	69
2. Christy Peters (1991-94)	55
3. Jenny Birkner (1993-96)	41
4. Lindsay Treadwell (1995-98)	33
5. Danielle Herndon (2003-06)	30
Kathy Cunningham (1986-89)	30
7. Jessica Fiebelkorn (1989-92)	29
Alicia Turner (1989-92)	29
9. Jaimie Lee (1994-97)	28
10. Angie Harris (1994-97)	25

Matches With 10+ Digs	No.
1. Meg Henican (2002-05)	96
2. Adrianna Stasiuk (2004-07)	91
3. Christy Peters (1991-94)	79
4. Jenny Birkner (1993-96)	69
5. Jaimie Lee (1994-97)	54
6. Jessica Fiebelkorn (1989-92)	53
7. Ashley Tarutis (2004-07)	51
8. Kathy Cunningham (1986-89)	46
9. Danielle Herndon (2003-06)	45
10. Angie Harris (1994-97)	44

Matches With 20+ Digs	No.
1. Meg Henican (2002-05)	29
2. Christy Peters (1991-94)	20
3. Danielle Herndon (2003-06)	16
4. Adrianna Stasiuk (2004-07)	12
5. Jessica Fiebelkorn (1989-92)	11
6. Alicia Turner (1989-92)	7

Solo Blocks	BS
1. Mary Kay Waller (1985-88)	185
2. Maureen Shea (1985-88)	129
3. Lauren Brewster (2002-05)	124
4. Zquette Bennett (1985-88)	113
5. Jessica Fiebelkorn (1989-92)	107
6. Emily Loomis (2001-04)	94
7. Lauren Kelbley (2002-05)	79
8. Mary Leffers (1996-99)	73
9. Carolyn Cooper (2002-05)	70
10. Justine Stremick (2006-current)	69

Block Assists	BA
1. Lauren Brewster (2002-05)	610
2. Mary Leffers (1996-99)	516
3. Mary Kay Waller (1985-88)	514
4. Maureen Shea (1985-88)	398
5. Jessica Fiebelkorn (1989-92)	397
6. Lindsay Treadwell (1995-98)	395
7. Malinda Goralski (1998-01)	351
8. Lauren Kelbley (2002-05)	337

Total Blocks	BS	BA	TB
1. Lauren Brewster (2002-05)	124	610	734
2. Mary Kay Waller (1985-88)	185	514	699
3. Mary Leffers (1996-99)	63	516	579
4. Maureen Shea (1985-88)	129	398	527
5. Jessica Fiebelkorn (1989-92)	107	397	504
6. Lindsay Treadwell (1995-98)	46	395	441
7. Zquette Bennett (1985-88)	113	321	434
8. Lauren Kelbley (2002-05)	79	337	416
9. Emily Loomis (2001-04)	94	315	409
10. Malinda Goralski (1998-01)	51	351	402

Block Average (min. 200 blocks)	GP	TB	Avg.
1. Mary Kay Waller (1985-88)	415	699	1.68
2. Lauren Brewster (2002-05)	444	734	1.65
3. Mary Leffers (1996-99)	407	589	1.45
4. Malinda Goralski (1998-01)	299	402	1.34
5. Justine Stremick (2005-current)	276	333	1.21
6. Jessica Fiebelkorn (1989-92)	447	504	1.13
7. Maureen Shea (1985-88)	472	527	1.12
8. Jennifer Rouse (1993-96)	226	251	1.11
9. Carolyn Cooper (2002-05)	284	303	1.07
10. Cynthia May (1989-92)	301	307	1.02

Matches With 10+ Blocks	No.
1. Mary Kay Waller (1985-88)	11
2. Lauren Brewster (2002-05)	8
Zquette Bennett (1985-88)	8
Maureen Shea (1985-88)	8
5. Mary Leffers (1996-99)	5

Single-Season Records

Games Played	GP/TG
1. Marilyn Cragin (1991)	139/140
2. Maureen Shea (1987)	138/144
3. Katie Kavanaugh (1991)	137/140
4. Zquette Bennett (1987)	136/144
5. Janelle Karlan (1991)	135/140
6. Jessica Fiebelkorn (1991)	133/140
7. Maureen Shea (1986)	129/136
8. Alicia Turner (1990)	127/132
9. Lauren Brewster (2005)	124/124
Meg Henican (2005)	124/124
Danielle Herndon (2005)	124/124
Lauren Kelbley (2005)	124/124
Ashley Tarutis (2005)	124/124
Brett Hensel (1992)	124/132

Total Attempts	TA
1. Christy Peters (1993)	1377
2. Zquette Bennett (1987)	1217
3. Angie Harris (1997)	1210
4. Christy Peters (1992)	1195
5. Angie Harris (1995)	1188
6. Lauren Brewster (2005)	1127
7. Lauren Kelbley (2005)	1086
8. Emily Loomis (2003)	1015
9. Adrianna Stasiuk (2007)	1012
10. Serinity Phillips (2007)	1000

Attempts Per Game	G	TA	Avg.
1. Christy Peters (1994)	94	1078	11.46
2. Christy Peters (1993)	122	1377	11.29
3. Angie Harris (1995)	110	1188	10.80
4. Angie Harris (1997)	117	1210	10.34
5. Christy Peters (1992)	116	1195	10.30

Kills	K
1. Zquette Bennett (1987)	548
2. Christy Peters (1993)	524
3. Angie Harris (1997)	492
4. Jaimie Lee (1997)	482
5. Lauren Brewster (2005)	476
6. Angie Harris (1995)	470
7. Christi Girton (2000)	448
8. Mary Kay Waller (1988)	444
9. Lauren Kelbley (2005)	441
10. Kristy Kreher (2000)	440

Combined Kills by Two Players	Total
1. Zquette Bennett (548) Maureen Shea (430), 1987	978
2. Angie Harris (492) Jaimie Lee (482), 1997	974
3. Lauren Brewster (476) Lauren Kelbley (441), 2005	917
4. Angie Harris (470) Jaimie Lee (426), 1995	896
5. Christi Girton (448) Kristy Kreher (440), 2000	888

Consecutive Matches Leading Team In Kills	No.
1. Jaimie Lee (1995)	8 (Sept. 22-Oct. 7)
2. Mary Kay Waller (1988) Emily Loomis (2002)	7 (Oct. 22-Nov. 11) (Sept. 18-Oct. 6)
4. Multiple	6

Hitting Percentage (min. 250 attempts)	K	E	Att	Pct.
1. Mary Kay Waller (1986)	316	64	638	.395
2. Malinda Goralski (2001)	322	63	684	.379
3. Malinda Goralski (2000)	299	66	613	.380
4. Mary Leffers (1999)	321	74	670	.369
5. Lindsay Treadwell (1995)	173	44	352	.367
6. Lauren Kelbley (2002)	298	61	675	.351
7. Kristy Kreher (2000)	440	124	901	.351
8. Kellie Sciacca (2007)	283	87	571	.343
9. Lauren Brewster (2003)	372	106	781	.341
10. Zquette Bennett (1987)	548	156	1217	.322

Kill Average (min. 200 kills)	G	K	Avg.
1. Christy Peters (1994)	94	432	4.59
2. Jaimie Lee (1997)	106	482	4.55
3. Christi Girton (2000)	103	448	4.35
4. Christy Peters (1993)	122	524	4.30
5. Angie Harris (1995)	110	470	4.27
6. Kristy Kreher (2000)	104	440	4.23
7. Angie Harris (1997)	117	492	4.21
8. Zquette Bennett (1987)	136	548	4.03
9. Jaimie Lee (1995)	109	426	3.91
10. Mary Kay Waller (1988)	115	444	3.86

Matches With Team-High Kills	No.
1. Christy Peters (1993)	23
2. Zquette Bennett (1987)	20
3. Christy Peters (1994) Christy Peters (1992)	19
5. Angie Harris (1997) Mary Kay Waller (1988)	18
7. Angie Harris (1995)	17
8. Jaimie Lee (1997)	16
9. Lauren Brewster (2005) Angie Harris (1994)	15
Mary Kay Waller (1986)	15

Matches With 10+ Kills	No.
1. Angie Harris (1995) Christy Peters (1993)	29
3. Lauren Brewster (2005) Lauren Kelbley (2005) Angie Harris (1997)	28
6. Zquette Bennett (1987)	27
7. Jaimie Lee (1997) Lauren Brewster (2004)	26
9. Emily Loomis (2003)	25
10. Jaimie Lee (1995) Christi Girton (2000) Lauren Kelbley (2003)	24

Matches With 20+ Kills	No.
1. Christy Peters (1994)	9
2. Zquette Bennett (1987)	8
3. Jaimie Lee (1997) Angie Harris (1995) Alicia Turner (1989)	6
6. Christina Kaelin (2006) Angie Harris (1997) Christy Peters (1993) Zquette Bennett (1988) Christy Girton (2000) Kristy Kreher (2000) Emily Loomis (2002) Lauren Kelbley (2004)	5

Consecutive Matches With 10+ Kills	No.
1. Emily Loomis	21 (Nov. 15, 2002-Oct. 10, 2003)
2. Angie Harris	17 (Oct. 5-Nov. 28, 1997)
3. Christy Peters	16 (Sept. 3-Oct. 5, 1993)
4. Lauren Brewster	15 (Sept. 4-Oct. 24, 2004)
5. Lauren Kelbley	13 (Sept. 9-Oct. 23, 2003)

Consecutive Matches With 20+ Kills	No.
1. Angie Harris	3 (Sept. 29-Sept. 30, 1997)
Jaimie Lee	3 (Sept. 8-Sept. 9, 1995)
3. Megan Fesl	2 (Nov. 11-Nov. 16, 2007)
Christina Kaelin	2 (Aug. 26-Sept. 1, 2006)

Double-Doubles (kills / digs only)	No.
1. Christy Peters (1993)	26
2. Alicia Turner (1989)	22
3. Adrianna Stasiuk (2007)	21
4. Jessica Fiebelkorn (1989)	19
5. Adrianna Stasiuk (2006)	18
6. Adrianna Stasiuk (2005) Jaimie Lee (1995) Christy Peters (1994)	15
9. Lindsay Treadwell (1998)	14
10. Jaimie Lee (1997) Jenny Birkner (1996) Christy Peters (1992) Zquette Bennett (1987)	13

Consecutive Matches With Double-Double	No.
1. Christy Peters	10 (Sept. 17-Oct. 5, 1993)
2. Adrianna Stasiuk	7 (Sept. 7-Sept. 22, 2007)
3. Adrianna Stasiuk	6 (Sept. 17-Oct. 8, 2006)
Adrianna Stasiuk	6 (Nov. 11-Dec. 9, 2005)
Christi Girton	6 (Oct. 25-Nov. 14, 1998)
6. Adrianna Stasiuk	4 (Oct. 2-Oct. 9, 2005)
Christy Peters	4 (Nov. 14-Nov. 26, 1993)
Zquette Bennett	4 (Sept. 12-Sept. 18, 1987)
Christi Girton	4 (Oct. 31-Nov. 13, 1999)
10. Multiple	3



Zquette Bennett set the Notre Dame record for kills in a season in 1986 (383) before shattering her own mark a year later with 548, a total that remains tops in Irish history.



Combined Kills and Digs	Kills	Digs	Total
1. Christy Peters (1993)	524	500	1024
2. Zannette Bennett (1987).....	548	363	911
3. Jessica Fiebelkorn (1992).....	388	474	862
4. Christy Peters (1993)	421	409	830
5. Adrianna Stasiuk (2005)	325	427	752
6. Adrianna Stasiuk (2007)	361	377	738

Combined Kill and Dig Average	DA	KA	Total
1. Christy Peters (1993).....	4.30	4.10	8.40
2. Christy Peters (1994).....	4.60	3.65	8.25
3. Jessica Fiebelkorn (1992).....	3.23	3.95	7.18
4. Christy Peters (1992).....	3.63	3.53	7.16
5. Adrianna Stasiuk (2005)	3.85	2.93	6.78
6. Adrianna Stasiuk (2007)	3.28	3.43	6.71
7. Adrianna Stasiuk (2006)	3.34	3.10	6.44

Assists	No.
1. Ashley Tarutis (2005)	1573
2. Carey May (1995).....	1536
3. Janelle Karlan (1991)	1451
4. Denise Boylan (2000).....	1396
5. Shannon Tuttle (1994).....	1375
6. Denise Boylan (1997)	1350
7. Janelle Karlan (1993)	1345
8. Julie Bremner (1988)	1340
9. Janelle Karlan (1992)	1297
10. Kristen Kinder (2001).....	1215

Assist Average (min. 400)	G	A	Avg.
1. Denise Boylan (2000).....	101	1396	13.82
2. Carey May (1995)	114	1536	13.47
3. Ashley Tarutis (2005)	124	1573	12.69
4. Carey May (1996).....	62	786	12.68
5. Denise Boylan (1997).....	109	1350	12.39
6. Shannon Tuttle (1994)	112	1375	12.28
7. Denise Boylan (1999)	95	1132	11.92
8. Kristen Kinder (2001)	103	1215	11.80
9. Taryn Collins (1989)	102	1198	11.75
10. Taryn Collins (1987).....	87	1013	11.64

Service Aces	SA
1. Angie Harris (1994)	75
2. Angie Harris (1995).....	67
3. Angie Harris (1997).....	59
4. Jessica Kinder (2002)	53
5. Nicole Coates (1993).....	46
6. Mary Kay Waller (1988).....	44
7. Lauren Kelbley (2005)	43
8. Alicia Turner (1990)	42
9. Zannette Bennett (1986)	42
10. Adrianna Stasiuk (2004)	41

Ace Average (min. 20 aces)	G	SA	Avg.
1. Angie Harris (1996)	57	38	0.68
2. Angie Harris (1994).....	113	75	0.66
3. Angie Harris (1995).....	110	67	0.61
4. Angie Harris (1997).....	117	59	0.50
5. Jessica Kinder (2002)	107	53	0.50
6. Nicole Coates (1992)	89	41	0.46
7. Nicole Coates (1993).....	112	46	0.41
8. Denise Boylan (1999)	95	39	0.41
9. Mary Kay Waller (1988)	115	44	0.38
10. Jennifer Slosar (1989)	62	23	0.37

Digs	No.
1. Meg Henican (2005)	628
2. Danielle Herndon (2006)	582
3. Meg Henican (2004)	553
4. Christy Peters (1993)	500
5. Jessica Fiebelkorn (1992)	474
6. Adrianna Stasiuk (2005)	427
7. Jessica Fiebelkorn (1991)	425
8. Meg Henican (2003)	419
9. Christy Peters (1992)	409
10. Christy Peters (1991)	388

Combined Digs (two players)	Total
1. Meg Henican (628)	
Adrianna Stasiuk (427), 2005	1,055
2. Danielle Herndon (582)	
Adrianna Stasiuk (354), 2006	936
3. Meg Henican (553)	
Adrianna Stasiuk (331), 2004	884
4. Jessica Fiebelkorn (474)	
Christy Peters (409), 1992.....	883
5. Christy Peters (500)	
Jenny Birkner (328), 1993.....	828

Dig Average (min. 200)	G	D	Avg.
1. Danielle Herndon	114	582	5.11
2. Meg Henican (2005)	124	628	5.06
3. Meg Henican (2004)	112	553	4.94
4. Christy Peters (1993)	122	500	4.10
5. Jessica Fiebelkorn (1992)	120	474	3.95
6. Adrianna Stasiuk (2005).....	111	427	3.85
7. Meg Henican (2003)	109	419	3.84
8. Christy Peters (1994)	94	343	3.65
9. Christy Peters (1991).....	109	388	3.56
10. Christy Peters (1992)	116	409	3.53

Matches With Team-High Digs	No.
1. Danielle Herndon (2006)	27
Meg Henican (2004)	27
3. Meg Henican (2005)	23
4. Meg Henican (2003)	21
Christy Peters (1993)	21
6. Lindsay Treadwell (1998)	16
7. Jaimie Lee (1997)	15
Jenny Birkner (1995)	15
9. Janie Alderete (2001)	14
Jenny Birkner (1996)	14

Matches With 10+ Digs	No.
1. Meg Henican (2005)	33
2. Meg Henican (2004)	29
3. Danielle Herndon (2006)	28
4. Meg Henican (2003)	27
5. Christy Peters (1993)	26
6. Adrianna Stasiuk (2005)	25
7. Adrianna Stasiuk (2006)	24
8. Adrianna Stasiuk (2007)	23
9. Jessica Fiebelkorn (1991)	20
10. Christy Peters (1992)	19

Consecutive Matches With 10+ Digs	No.
1. Meg Henican	32 (Sept. 4, 2004-Sept. 9, 2005)
2. Meg Henican	29 (Sept. 11-Dec. 9, 2005)
3. Meg Henican	13 (Oct. 24, 2003-Sept. 1, 2004)
4. Adrianna Stasiuk	10 (Sept. 17-Oct. 20, 2006)
Christy Peters	10 (1993)
6. Adrianna Stasiuk	8 (Sept. 7-Sept. 23, 2007)

Consecutive Matches With 20+ Digs	No.
1. Meg Henican	5 (Nov. 12-Nov. 21, 2004)
2. Danielle Herndon	3 (Nov. 17-Nov. 19, 2006)
Danielle Herndon	3 (Sept. 1-Sept. 2, 2006)
Christy Peters	3 (1994)

Consecutive Matches Leading Team In Digs	No.
1. Meg Henican	11 (Nov. 7, 2004-Aug. 27, 2005)
Meg Henican	11 (Sept. 4-Oct. 10, 2004)
3. Danielle Herndon	9 (Aug. 26-Sept. 15, 2006)
4. Meg Henican	8 (Nov. 19-Dec. 9, 2005)
5. Meg Henican	7 (Oct. 23-Nov. 12, 2005)
Christy Peters	7 (1993)
7. Meg Henican	6 (Nov. 16, 2003-Sept. 1, 2004)

Solo Blocks	BS
1. Mary Kay Waller (1988).....	61
2. Maureen Shea (1986).....	51
3. Lauren Brewster (2005)	50
4. Mary Kay Waller (1986).....	49
5. Justine Stremick (2007).....	42
6. Carolyn Cooper (2005)	41
Maureen Shea (1985)	41
8. Zanette Bennett (1987)	40

Block Assists	BA
1. Lauren Brewster (2002)	161
2. Lauren Brewster (2003)	155
Jessica Fiebelkorn (1991)	155
4. Lauren Brewster (2005)	152
5. Mary Leffers (1999)	149
6. Mary Kay Waller (1988).....	145
7. Lindsay Treadwell (1998)	144
8. Mary Leffers (1996)	142
Lauren Brewster (2004)	142
10. Mary Kay Waller (1987).....	137

Total Blocks	BS	BA	TB
1. Mary Kay Waller (1988)	61	145	206
2. Lauren Brewster (2005)	50	152	202
3. Jessica Fiebelkorn (1991).....	31	155	186
4. Lauren Brewster (2003)	30	155	185
5. Mary Kay Waller (1987).....	39	137	176
6. Lauren Brewster (2002)	14	161	175
Mary Leffers (1999)	26	149	175
8. Mary Kay Waller (1986).....	49	124	173
9. Lauren Brewster (2004)	30	142	172
10. Malinda Goralski (2001)	22	149	171

Block Average (min. 80 GP)	GP	TB	Avg.
1. Mary Kay Waller (1988)	115	206	1.791
2. Mary Leffers (1999)	98	175	1.786
3. Lauren Brewster (2003)	104	185	1.78
4. Mary Kay Waller (1987)	101	176	1.74
5. Lauren Brewster (2002)	104	175	1.68
6. Malinda Goralski (2001).....	103	171	1.66
7. Mary Kay Waller (1985).....	87	144	1.66
8. Lauren Brewster (2005)	124	202	1.63
9. Mary Kay Waller (1986)	112	173	1.55
10. Lauren Brewster (2004)	112	172	1.54

Match Records

Points Won in a Game (30-point format)

40-42	at Pittsburgh (9.22.07) (31-33, 30-32, 30-23, 40-42)
37-35	vs. Eastern Washington (8.30.03) (37-35, 25-30, 30-22, 30-21)
36-34	at Texas (9.6.03) (30-20, 36-34, 30-24)
35-37	at Villanova (9.24.06) (35-37, 30-24, 33-31, 30-18)
35-37	at Virginia Tech (11.17.02) (27-30, 35-37, 27-30)
35-33	vs. Illinois State (11.14.01) (30-23, 35-33, 27-30, 27-30, 15-11)

Points Won in a Game (15-point format)

21-19	vs. Illinois State (9.13.87) (15-7, 9-15, 21-19, 15-8)
21-19	vs. Pittsburgh (11.14.98) (15-10, 15-11, 9-15, 4-15, 21-19)

Points Won in a Match (30-point format)

134	(30-32, 30-24, 29-31, 30-25, 15-10) vs. Pepperdine (9.14.02)
134	(30-23, 35-33, 27-30, 27-30, 15-11) vs. Illinois State (11.14.01)
133	(30-21, 27-30, 30-20, 31-33, 15-12) vs. Fresno State (9.10.04)
131	(31-33, 30-32, 30-23, 40-42) at Pittsburgh (9.22.07)
131	(28-30, 30-25, 26-30, 30-27, 17-15) at Kentucky (10.23.01)

Points Won in a Match (15-point format)

74	(15-6, 15-17, 14-16, 15-7, 15-12) vs. Illinois State (10.13.89)
74	(13-15, 15-6, 16-18, 15-3, 15-8) vs. Georgia (9.4.98)

Kills (five games)

106	at Georgia Tech (10.13.95)
104	vs. Eastern Michigan (10.7.89)
102	vs. Illinois State (10.7.97)

Kills (four games)

99	at Pittsburgh (10.8.00)
----	-------------------------

Kills (three games)

76	at Pacific (12.6.93)
75	vs. Connecticut (11.18.00)

Attempts

293	vs. Saint Louis (11.17.90)
-----	----------------------------

Hitting Percentage (five games)

.346, 60 K - 13 E - 16 A	vs. San Francisco (11.23.91)
.327, 91 K - 23 E - 208 A	vs. Cincinnati (9.19.87)
.307, 102 K - 32 E - 228 A	vs. Illinois State (10.7.97)

Hitting Percentage (four games)

.411, 49 K - 7 E - 102 A	vs. Rhode Island (11.15.86)
.376, 62 K - 15 E - 125 A	at Western Michigan (10.2.93)
.359, 83 K - 28 E - 153 A	at Syracuse (11.12.00)
.353, 77 K - 18 E - 167 A	vs. LSU (10.29.88)
.349, 81 K - 16 E - 186 A	vs. Miami (Ohio) (12.7.91)

Hitting Percentage (three games)

.539, 52 K - 4 E - 89 A	vs. Marquette (10.3.86)
.522, 53 K - 6 E - 90 A	at DePaul (10.15.05)
.512, 47 K - 6 E - 80 A	vs. Seton Hall (11.16.97)
.510, 60 K - 8 E - 102 A	vs. Villanova (11.13.99)
.495, 52 K - 5 E - 95 A	at Pittsburgh (11.4.01)

Hitting Percentage (single game)

.812, 14 K - 1 E - 16 A	at DePaul (10.15.05, 3rd game)
.800, 12 K - 0 E - 15 A	vs. Rhode Island (11.15.86, 1st game)
.750, 9 K - 0 E - 12 A	at DePaul (9.26.95, 1st game)
.739, 18 K - 1 E - 23 A	vs. Michigan (10.11.94, 2nd game)
.737, 13 K - 1 E - 19 A	vs. Marquette (10.3.86, 1st game)

Assists

101	at Georgia Tech (10.13.95)
-----	----------------------------

Service Aces (five games)

11	at Northern Iowa (9.9.06)
11	vs. California (12.6.91)
11	vs. Illinois State (10.7.97)

Service Aces (four games)

15	at South Carolina (9.19.04)
15	vs. Kentucky (9.9.95)
15	at Texas (10.14.94)

Service Aces (three games)

17	at Valparaiso (9.12.84)
----	-------------------------

Digs (five games)

136	vs. Kentucky (9.5.92)
131	vs. Bowling Green (10.13.92)
130	vs. California (12.6.91)

Digs (four games)

123	at Purdue (9.18.92)
-----	---------------------

Digs (three games)

88	at Butler (10.18.91)
----	----------------------

Total Blocks (five games)

32	at Georgia Tech (10.13.95)
29	at Butler (9.19.86)

Total Blocks (four games)

70	vs. Penn State (12.3.88)
----	--------------------------

Total Blocks (three games)

20	at St. John's (10.11.98)
----	--------------------------

Solo Blocks (five games)

11	at Louisville (11.20.05)
11	vs. Saint Louis (9.8.90)

Solo Blocks (four games)

11	vs. Loyola-Chicago (11.21.92)
----	-------------------------------

Solo Blocks (three games)

11	at Boston College (10.24.03)
----	------------------------------

Fewest Serve Errors

1	vs. Seton Hall (11.10.96)
1	at Syracuse (11.3.96)
1	at Florida (10.21.98)

Lowest Opponent Hitting Percentage (three games)

-.110, 17 K - 25 E - 73 A	at DePaul (9.26.95)
-.105, 13 K - 21 E - 76 A	vs. Valparaiso (9.1.94)
-.103, 13 K - 21 E - 68 A	vs. La Salle (11.14.92)

Lowest Opponent Hitting Percentage (four games)

.048, 50 K - 41 E - 186 A	vs. Loyola (11.21.92)
---------------------------	-----------------------

Lowest Opponent Hitting Percentage (five games)

.044, 58 K - 50 E - 182 A	vs. Georgia (9.4.98)
---------------------------	----------------------

Most Combined Points - Game (30-point format)

82	(40-42), 4th game at Pittsburgh (9.22.07)
72	(35-37), 1st game at Villanova (9.24.06)
72	(37-35), 1st game vs. Eastern Washington (8.30.03)
72	(35-37), 2nd game at Virginia Tech (11.17.02)
70	(34-36), 1st game at Wisconsin (12.1.06)
70	(36-34), 2nd game at Texas (9.6.03)
70	(36-34), 1st game at Wisconsin (12.4.04)

Most Combined Points - Game (15-point format)

40	(21-19) vs. Illinois State (9.13.87)
40	(21-19) at Pittsburgh (11.14.98)
38	(18-20) at Georgia Tech (10.13.95)

Most Combined Points - Match (30-point format)

261	31-33, 30-32, 30-23, 40-42 at Pittsburgh (9.22.07)
261	30-23, 35-33, 27-30, 27-30, 15-11 vs. Illinois State (11.14.01)
257	30-28, 28-30, 30-27, 26-30, 13-15 vs. Missouri (9.2.06)
257	28-30, 22-30, 30-23, 30-26, 18-20 vs. LSU (9.18.05)
256	28-30, 30-28, 31-29, 22-30, 13-15 vs. Northern Iowa (11.16.04)
256	30-32, 30-24, 29-31, 30-25, 15-10 vs. Pepperdine (9.14.02)

Most Combined Points - Match (15-point format)

150	15-12, 17-15, 11-15, 12-15, 18-20 at Georgia Tech (10.13.95)
-----	---

Victory Margin

50	30-16, 30-13, 30-15 vs. DePaul (10.19.07)
44	30-16, 30-16, 30-14 vs. Loyola College (9.14.02)
42	30-22, 30-16, 30-10 vs. DePaul (10.13.06)
42	15-0, 15-3, 15-0 vs. La Salle (11.14.92)
41	30-20, 30-19, 30-10 at DePaul (10.15.05)
40	(30-16, 30-20, 30-14) vs. Georgetown (11.2.07)

Victory Margin - Game

22	(30-8), 1st game vs. St. John's (11.9.01)
20	(30-10), 3rd game vs. DePaul (10.13.06)
20	(30-10), 1st game vs. South Florida (10.21.05)
20	(30-10), 3rd game vs. DePaul (10.15.05)
18	(30-12), 1st game vs. DePaul (10.19.07)

Quickest Matches (15-point format)

0:40	15-2, 15-1, 15-2 at DePaul (9.26.95)
0:41	0-15, 1-15, 2-15 at Purdue (9.8.83)
0:44	15-2, 15-2, 15-5 vs. La Salle (11.12.94)
0:44	15-2, 15-2, 15-8 vs. Butler (9.30.88)

Quickest Matches (30-point format)

1:05	30-24, 30-18, 30-19 vs. Southwest Texas State (8.31.01)
1:04	30-12, 30-13, 30-15 vs. DePaul (10.19.07)
1:10	30-20, 30-19, 30-10 at DePaul (10.15.05)
1:14	30-10, 30-26, 30-20 vs. South Florida (10.21.05)
1:14	30-14, 30-19, 30-25 at Seton Hall (10.6.02)

Longest Matches

3:07	15-12, 17-15, 11-15, 12-15, 18-20 at Georgia Tech (10.13.95)
2:45	15-12, 11-15, 14-16, 13-15 vs. Texas (9.22.95)

Longest Matches (30-point format)

2:37	28-30, 31-29, 30-21, 23-30, 15-8 at Louisville (11.20.05)
2:34	30-26, 30-26, 28-30, 30-32, 9-15 vs. Tennessee (11.26.05)
2:33	30-26, 30-25, 24-30, 17-30, 12-15 vs. Louisville (11.19.06)



3-Game Matches

Kills

- 25 Angie Harris, vs. Colorado (9.15.95)
- 24 Emily Loomis, vs. Valparaiso (9.9.03)
- 24 Christy Peters, vs. Long Beach State (9.11.93)
- 24 Christina Kaelin, vs. Bowling Green (8.26.06)

Hitting Percentage

- .923 (12 K - 0 E - 13 A)
Mary Kay Waller, vs. DePaul (10.4.86)
- .917 (11 K - 0 E - 12 A)
Marilyn Cragin, at Evansville (10.19.91)
- .833 (10K - 0 E - 12 A)
Malinda Goralski, vs. Wyoming (9.22.00)
- .833 (10 K - 0 E - 12 A)
Jenny Birkner, at Michigan (10.12.93)

Assists

- 62 Denise Boylan, vs. Rutgers (11.19.00)
- 62 Janelle Karlan, at Pacific (11.26.93)

Service Aces

- 9 Angie Harris, vs. Syracuse (10.20.95)
- 7 Angie Harris, vs. Loyola Marymount (9.23.94)
- 6 Angie Harris, vs. Purdue (9.21.96)

Digs

- 28 Jessica Kinder, vs. Valparaiso (9.9.03)
- 26 Meg Henican (L), at Syracuse (9.30.05)
- 26 Meg Henican (L), at Villanova (10.31.04)
- 26 Meg Henican (L), vs. Sacramento State (9.11.04)

Total Blocks

- 13 Mary Kay Waller (5 solo), vs. Miami (Ohio) (10.18.88)
- 12 Mary Kay Waller (2 solo), vs. Ohio State (10.25.88)
- 11 (7) last by Lauren Brewster (2 solo), vs. Cincinnati (11.19.05)

Solo Blocks

- 5 Mary Kay Waller, vs. Miami (Ohio) (10.18.88)
- 5 Zanette Bennett, at Eastern Kentucky (9.18.87)
- 5 Kathleen Morin, vs. Georgia (9.20.85)

4-Game Matches

Kills

- 32 Kristy Kreher, vs. Loyola Marymount (9.21.00)
- 31 Jaimie Lee, at Wisconsin (12.13.97)
- 30 Christi Girton, at Pittsburgh (10.8.00)

Hitting Percentage

- .750 (16 K - 1 E - 20 A)
Mary Kay Waller, vs. Western Michigan (9.16.86)
- .684 (14 K - 1 E - 19 A)
Molly Stark, vs. Georgetown (9.27.92)
- .677 (22 K - 1 E - 31 A)
Marilyn Cragin, vs. Butler (10.31.92)

Assists

- 86 Denise Boylan, at Pittsburgh (10.8.00)
- 84 Denise Boylan, vs. Loyola Marymount (9.21.00)
- 76 Denise Boylan, vs. UC Santa Barbara (11.28.97)

Service Aces

- 8 Angie Harris, vs. Texas (10.14.94)
- 6 Lauren Brewster, at South Carolina (9.19.04)
- 6 Angie Harris, vs. Kentucky (9.9.95)
- 6 Angie Harris, vs. West Virginia (9.5.94)
- 6 Alicia Turner, vs. Louisville (9.15.90)
- 6 Adrianna Stasiuk, vs. Marquette (10.6.06)

Digs

- 37 Meg Henican (L), at Seton Hall (10.10.04)
- 35 Jessica Fiebelkorn, at Purdue (9.18.92)
- 31 Christy Peters, at Arizona State (10.25.93)
- 31 Taryn Collins, vs. Pittsburgh (11.9.86)

Total Blocks

- 16 Mary Kay Waller (2 solo), vs. Minnesota (10.11.88)
- 15 Molly Stark (4 solo), vs. Western Michigan (10.2.93)
- 14 Justine Stremick (3 solo), vs. Idaho (9.2.06)
- 14 Mary Kay Waller (3 solo), at Penn State (12.3.88)

Solo Blocks

- 5 Mary Kay Waller, vs. LSU (10.29.88)
- 5 Maureen Shea, at Baylor (10.19.87)
- 5 Tracy Bennington, vs. Bowling Green (10.2.84)
- 5 Tracy Bennington, vs. Xavier (10.27.84)

5-Game Matches

Kills

- 33 Kathy Cunningham, vs. William & Mary (9.19.87)
- 31 Christi Girton, at Connecticut (10.29.00)
- 31 Christy Peters, vs. Santa Clara (9.24.93)
- 31 Zanette Bennett, vs. Cincinnati (9.19.87)

Hitting Percentage

- .625 (16 K - 1 E - 24 A)
Kellie Sciacca, at Santa Clara (9.16.07)
- .550 (13 K - 2 E - 20 A)
Jessica Fiebelkorn, vs. West Virginia (12.5.91)
- .529 (31 K - 4 E - 51 A)
Zanette Bennett, vs. Cincinnati (9.19.87)
- .522 (14 K - 2 E - 23 A)
Molly Stark, vs. Kentucky (9.5.92)

Assists

- 96 Carey May, at Georgia Tech (10.13.95)
- 86 Taryn Collins, at William & Mary (9.18.87)
- 83 Denise Boylan, vs. Illinois State (10.7.97)

Service Aces

- 9 Josie Maternowski, vs. St. Francis (Ill.) (10.18.83)
- 8 Alicia Turner, vs. Western Michigan (9.15.89)
- 6 Zanette Bennett, vs. Bowling Green (9.9.88)

Digs

- 43 Meg Henican (L), vs. Dayton (12.1.05)
- 36 Christy Peters, vs. Kentucky (9.5.92)
- 34 Danielle Herndon (L), vs. Cincinnati (11.17.06)
- 34 Jessica Fiebelkorn, vs. Bowling Green (10.13.92)


Total Blocks

- 18 Maureen Shea (8 solo), vs. Butler (9.19.86)
- 17 Terese Henken (2 solo), vs. Dayton (9.14.83)
- 16 Maureen Shea (2 solo), at Illinois-Chicago (11.12.86)
- 16 Karen Sapp (4 solo), at Xavier (9.30.83)


Solo Blocks

- 8 Maureen Shea, vs. Butler (9.19.86)
- 8 Maureen Shea, vs. Ohio State (9.10.85)
- 6 (4) last by Jessica Fiebelkorn, vs. Saint Louis (9.8.90)

(L) libero



Angie Harris (1994-97) – who finished among the top 20 players on the AVP tour from 2002-2005 – had nine service aces in just three games against Syracuse in 1995.



Kathy Cunningham – now the head coach for Wisconsin-Milwaukee – slammed a school-record 33 kills against William & Mary on Sept. 19, 1987, in a match played in Richmond, Ky.

Top Performances

Triple-Doubles (kills / digs / assists / services aces / blocks)

Lauren Brewster - 10.13.04 vs. Illinois State (5) [17 K - 13 D - 10 B]
 Adrianna Stasiuk - 10.13.04 vs. Illinois State (5) [14 K - 11 D - 11 B]
 Kristy Kreher - 12.4.98 vs. Eastern Washington (4) [24 K - 14 D - 14 A]
 Lindsay Treadwell - 12.4.98 vs. Eastern Washington (4) [11 K - 16 D - 10 B]
 Jessica Fiebelkorn - 12.4.91 vs. Arkansas (5) [18 K - 15 D - 10 B]
 Janelle Karlan - 11.15.91 at Butler (3) [49 A - 16 D - 10 K]
 Cynthia May - 11.6.91 vs. Loyola-Chicago (4) [13 D - 11 K - 10 B]
 Janelle Karlan - 9.21.90 at Syracuse (5) [50 A - 11 D - 10 K]
 Julie Bremner - 11.26.88 vs. Penn State (5) [47 A - 19 D - 10 K]
 Zanelle Bennett - 11.26.88 vs. Penn State (5) [16 K - 11 B - 10 D]
 Maureen Shea - 11.4.87 vs. Eastern Michigan (5) [21 K - 14 D - 10 B]
 Mary Kay Waller - 11.14.87 vs. Michigan State (4) [15 D - 11 K - 10 B]
 Zanelle Bennett - 9.19.87 vs. Rice (5) [15 K - 20 D - 11 B]
 Zanelle Bennett - 9.19.87 vs. Cincinnati (5) [31 K - 19 D - 13 B]
 Zanelle Bennett - 9.18.87 at Eastern Kentucky (3) [10 K - 13 D - 10 B]
 Maureen Shea - 9.18.87 vs. William & Mary (5) [23 K - 22 D - 10 B]
 Mary Kay Waller - 9.4.87 at Indiana (4) [10 K - 11 D - 10 B]
 Jill Suglich - 9.10.85 vs. Ohio State (5) [42 A - 26 D - 11 B]
 Maureen Shea - 9.10.85 vs. Ohio State (5) [11 K - 19 D - 14 B]
 Karen Sapp - 9.14.83 vs. Dayton (5) [13 K - 14 B - 11 D]
 Terese Henken - 9.14.83 vs. Dayton (5) [10 K - 17 B - 11 D]

20-20 Matches (kills / digs / assists)

Adrianna Stasiuk - 11.17.06 at Cincinnati (5) [23 K - 26 D]
 Kristy Kreher - 9.21.00 vs. Loyola Marymount (4) [32 K - 27 D]
 Christy Peters - 10.15.94 at Texas A&M (4) [20 K - 26 D]
 Jessica Fiebelkorn - 12.5.91 vs. California (5) [21 K - 33 D]
 Christine Choquette - 12.5.91 vs. California (5) [21 K - 23 D]
 Julie Bremner - 11.25.88 at Texas (5) [47 A - 25 D]
 Zanelle Bennett - 10.18.88 at Pacific (5) [22 K - 24 D]
 Julie Bremner - 10.18.88 at Pacific (5) [60 A - 24 D]
 Julie Bremner - 9.9.88 vs. Arizona (5) [68 A - 21 D]
 Kathy Cunningham - 10.10.87 vs. Kentucky (5) [24 D - 23 K]
 Zanelle Bennett - 10.20.87 at Texas A&M (4) [24 K - 22 D]
 Taryn Collins - 10.24.87 vs. Wisconsin (4) [60 A - 22 D]
 Kathy Cunningham - 9.19.87 vs. Rice (5) [25 D - 23 K]
 Kathy Baker - 9.19.87 vs. Rice (5) [23 K - 20 D]
 Taryn Collins - 9.19.87 vs. Cincinnati (5) [80 A - 21 D]
 Maureen Shea - 9.18.87 vs. William & Mary (5) [23 K - 22 D]
 Kathy Cunningham - 9.20.86 vs. Kansas (5) [20 K - 20 D]
 Jill Suglich - 9.10.85 vs. Ohio State (5) [42 A - 26 D]

25+ Kills

33 Kathy Cunningham - 9.18.87 vs. William & Mary (5)
 32 Kristy Kreher - 9.21.00 vs. Loyola Marymount (4)
 31 Christi Girton - 10.29.00 at Connecticut (5)
 31 Jaimie Lee - 12.13.97 at Wisconsin (4)
 31 Christy Peters - 9.24.93 vs. Santa Clara (5)
 31 Zanelle Bennett - 9.19.87 vs. Cincinnati (5)
 30 Christi Girton - 10.8.00 at Pittsburgh (4)
 29 Emily Loomis - 11.27.04 at Long Beach State (5)
 29 Jaimie Lee - 11.23.97 vs. Villanova (4)
 29 Christy Peters - 9.18.92 at Purdue (4)
 28 Lauren Brewster - 9.4.05 vs. Arizona State (5)
 28 Jenny Birkner - 10.13.95 at Georgia Tech (5)
 28 Molly Stark - 10.23.93 at Northern Arizona (5)
 28 Zanelle Bennett - 10.24.87 vs. Wisconsin (4)
 27 Lauren Brewster - 11.16.04 vs. Northern Iowa (5)
 27 Angie Harris - 8.30.97 vs. Oral Roberts (5)
 27 Jaimie Lee - 12.8.96 vs. Ohio State (5)
 27 Christy Peters - 10.1.94 vs. Louisville (5)
 27 Tracey Shelton - 10.7.89 vs. Eastern Michigan (5)
 27 Mary Kay Waller - 9.9.88 vs. Arizona (5)
 26 Angie Harris - 10.13.95 at Georgia Tech (5)
 26 Christy Peters - 12.9.93 at Minnesota (5)
 26 Alicia Turner - 10.13.89 vs. Illinois State (5)
 26 Alicia Turner - 10.7.89 vs. Eastern Michigan (5)
 25 Mallorie Croal - 11.17.06 vs. Cincinnati (5)
 25 Lauren Kelbley - 9.9.05 vs. USC (4)
 25 Lauren Kelbley - 10.10.04 at Seton Hall (4)

25 Jaimie Lee - 11.28.97 vs. UC Santa Barbara (4)
 25 Angie Harris - 10.8.96 at Illinois State (5)
 25 Angie Harris - 9.15.95 vs. Colorado (3)
 25 Angie Harris - 9.15.94 at Colorado (4)
 25 Mary Kay Waller - 12.3.88 at Penn State (4)
 25 Zanelle Bennett - 10.19.88 at San Jose State (5)
 25 Zanelle Bennett - 9.9.88 vs. Arizona (5)
 25 Zanelle Bennett - 11.4.87 vs. Eastern Michigan (5)

.650+ Hitting Percentage (minimum 4 attacks/game)

.923 Mary Kay Waller - 10.4.86 vs. DePaul (3) [12-0-13]
 .917 Marilyn Cragin - 10.19.92 at Evansville (3) [11-0-12]
 .833 Malinda Goralski - 9.22.00 vs. Wyoming (3) [10-0-12]
 .833 Jenny Birkner - 10.12.93 at Michigan (3) [10-0-12]
 .750 Justine Stremick - 11.5.06 at South Florida (3) [15-0-20]
 .750 Mary Kay Waller - 9.16.86 vs. Western Michigan (4) [16-1-20]
 .750 Zanelle Bennett - 11.7.85 vs. Valparaiso (3) [9-0-12]
 .737 Adrianna Stasiuk - 9.23.06 at Rutgers (3) [14-0-19]
 .737 Mary Leffers - 10.9.99 at Rutgers (3) [14-0-19]
 .722 Jo Jameyson - 10.9.99 at Rutgers (3) [13-0-18]
 .714 Jessica Fiebelkorn - 11.7.92 at Xavier (3) [11-1-14]
 .706 Justine Stremick - 10.6.07 vs. Rutgers (3) [14-4-36]
 .706 Lauren Kelbley - 9.28.03 vs. Georgetown (3) [12-0-17]
 .700 Marcie Bombhack - 11.5.00 vs. Providence (3) [14-0-20]
 .700 Kristy Kreher - 10.24.99 vs. Connecticut (3) [15-1-20]
 .692 Mary Leffers - 10.13.96 vs. Boston College (3) [9-0-13]
 .692 Jennifer Rouse - 11.12.94 vs. Wisconsin-Milwaukee (3) [10-1-13]
 .692 Jenny Birkner - 11.5.93 vs. Xavier (3) [9-0-13]
 .692 Mary Kay Waller - 9.30.88 vs. Butler (3) [10-1-13]
 .692 Zanelle Bennett - 11.5.87 vs. Dayton (3) [9-0-13]
 .688 Carolyn Cooper - 11.19.05 vs. Cincinnati (3) [11-0-16]
 .688 Lauren Kelbley - 10.15.05 at DePaul (3) [24-2-32]
 .684 Justine Stremick - 11.2.07 vs. Georgetown (3) [13-0-19]
 .684 Lauren Brewster - 9.11.04 at Cal Poly (3) [13-0-19]
 .684 Lauren Brewster - 10.10.03 vs. Seton Hall (3) [13-0-19]
 .684 Molly Stark - 9.27.92 vs. Georgetown (4) [14-1-19]
 .682 Mary Kay Waller - 10.1.88 vs. Western Michigan (3) [16-1-22]
 .677 Marilyn Cragin - 10.31.92 vs. Butler (4) [22-1-31]
 .667 Malinda Goralski - 10.28.00 at St. John's (3) [8-0-12]
 .667 Jaimie Lee - 10.11.97 at Boston College (4) [18-2-24]
 .667 Jenny Birkner - 9.7.94 vs. Georgia Tech (3) [14-0-21]
 .667 Janelle Karlan - 11.15.91 at Butler (3) [10-0-15]
 .667 Maureen Shea - 11.5.87 vs. Dayton (3) [13-1-18]
 .667 Karen Sapp - 10.5.85 vs. Marquette (3) [10-0-15]
 .650 Lindsay Treadwell - 9.5.97 at Gonzaga (3) [14-1-20]

70+ Assists

96 Carey May - 10.13.95 at Georgia Tech (5)
 86 Denise Boylan - 10.8.00 at Pittsburgh (4)
 86 Taryn Collins - 9.18.87 vs. William & Mary (5)
 84 Denise Boylan - 9.21.00 vs. Loyola Marymount (4)
 83 Denise Boylan - 10.7.97 vs. Illinois State (5)
 80 Taryn Collins - 9.19.87 vs. Cincinnati (5)
 78 Janelle Karlan - 11.26.93 at Minnesota (5)
 76 Denise Boylan - 11.28.97 vs. UC Santa Barbara (4)
 74 Carey May - 9.22.95 vs. Texas (4)
 74 Shannon Tuttle - 9.16.94 vs. Michigan State (4)
 74 Shannon Tuttle - 10.1.94 vs. Louisville (5)
 73 Denise Boylan - 12.13.97 at Wisconsin (4)
 70 Denise Boylan - 11.24.00 at USC (5)
 70 Janelle Karlan - 12.5.91 vs. California (5)
 70 Taryn Collins - 11.18.89 at Western Michigan (5)

6+ Service Aces

9 Angie Harris - 10.20.95 vs. Syracuse (3)
 9 Josie Maternowski - 10.18.83 vs. St. Francis (Ill.) (5)
 8 Angie Harris - 10.14.94 vs. Texas (4)
 8 Alicia Turner - 9.15.89 vs. Western Michigan (5)
 7 Angie Harris - 9.23.94 vs. Loyola Marymount (3)
 6 Adrianna Stasiuk - 10.6.06 vs. Marquette (4)
 6 Lauren Brewster - 9.19.04 at South Carolina (4)
 6 Angie Harris - 9.21.96 vs. Purdue (3)
 6 Angie Harris - 9.9.95 at Kentucky (4)
 6 Angie Harris - 9.5.94 vs. West Virginia (4)
 6 Alicia Turner - 9.15.90 vs. Louisville (4)
 6 Zanelle Bennett - 9.9.88 vs. Bowling Green (5)





Two-time All-American Christy Peters (1991-94), the only Irish player with 1,500+ kills and digs, had 36 digs against Kentucky in 1992, the most-ever by a Notre Dame player not wearing the libero jersey.

25+ Digs

43	Meg Henican (L) - 12.1.05 vs. Dayton (5)
37	Meg Henican (L) - 10.10.04 at Seton Hall (4)
36	Christy Peters - 9.5.92 vs. Kentucky (5)
35	Jessica Fiebelkorn - 9.18.92 at Purdue (4)
34	Danielle Herndon (L) - 11.17.06 at Cincinnati (5)
34	Jessica Fiebelkorn - 10.13.92 vs. Bowling Green (5)
33	Jessica Fiebelkorn - 12.5.91 vs. California (5)
33	Kathy Baker - 10.23.85 at San Francisco (5)
32	Meg Henican (L) - 11.26.05 vs. Tennessee (5)
32	Taryn Collins - 9.18.87 vs. William & Mary (5)
31	Christy Peters - 10.25.93 at Arizona State (4)
31	Jessica Fiebelkorn - 9.5.92 vs. Kentucky (5)
31	Taryn Collins - 11.9.86 vs. Pittsburgh (4)
29	Danielle Herndon (L) - 9.2.06 vs. Missouri (5)
29	Adrianna Stasiuk (L) - 9.9.05 vs. USC (4)
29	Whitney Shewman - 9.27.88 vs. Northwestern (4)
28	Jessica Kinder - 9.9.03 vs. Valparaiso (3)
28	Jessica Fiebelkorn 9.4.92 vs. Louisville (5)
27	Meg Henican (L) - 12.9.05 vs. Wisconsin (5)
27	Meg Henican (L) - 12.3.04 vs. Valparaiso (4)
27	Kristy Kreher - 9.21.00 vs. Loyola Marymount (4)
27	Christy Peters - 10.29.93 at Butler (4)
27	Alicia Turner - 12.6.91 vs. Miami (4)
26	Adrianna Stasiuk - 11.17.06 at Cincinnati (5)
26	Meg Henican (L) - 9.30.05 at Syracuse (3)
26	Meg Henican (L) - 10.31.04 at Villanova (3)
26	Meg Henican (L) - 9.11.04 vs. Sacramento State (3)
26	Christy Peters - 10.15.94 at Texas A&M (4)
26	Nicole Coates - 12.9.93 at Minnesota (5)

26	Christy Peters - 10.18.92 at New Mexico (5)
26	Jessica Fiebelkorn - 12.7.91 at Kentucky (5)
26	Jill Suglich - 9.10.85 vs. Ohio State (5)
26	Mollie Merchant - 9.14.83 vs. Dayton (5)
25	Danielle Herndon (L) - 9.8.06 vs. Alabama (4)
25	Danielle Herndon (L) - 9.2.06 vs. Idaho (4)
25	Meg Henican (L) - 11.20.05 at Louisville (5)
25	Meg Henican (L) - 11.27.04 at Long Beach State (5)
25	Meg Henican (L) - 11.21.04 at Pittsburgh (3)
25	Meg Henican (L) - 11.12.04 vs. Pittsburgh (3)
25	Meg Henican (L) - 11.16.03 at Pittsburgh (5)
25	Marcie Bomhack - 9.21.00 vs. Loyola Marymount (4)
25	Jessica Fiebelkorn - 11.18.92 at Louisville (4)
25	Alicia Turner - 11.21.89 vs. Bowling Green (4)
25	Tracey Shelton - 10.25.89 at Butler (3)
25	Julie Bremner - 11.25.88 at Texas (5)
25	Maureen Shea - 9.9.88 vs. Arizona (5)
25	Kathy Baker - 10.20.87 at Texas A&M (4)
25	Kathy Cunningham - 9.19.87 vs. Rice (5)
25	Whitney Shewman - 9.20.86 vs. Kansas (5)
25	Tracy Bennington - 10.9.85 at Loyola-Chicago (5)

(L) - libero

5+ Solo Blocks

8	Maureen Shea - 9.19.86 vs. Butler (5)
8	Maureen Shea - 9.10.85 vs. Ohio State (5)
6	Jessica Fiebelkorn - 9.8.90 vs. Saint Louis (5)
6	Zanette Bennett - 9.19.87 vs. Rice (5)
6	Zanette Bennett - 9.19.87 vs. Cincinnati (5)
6	Jill Suglich - 9.10.85 vs. Ohio State (5)
5	Mary Kay Waller - 11.18.88 at Miami (Ohio) (3)
5	Mary Kay Waller - 10.29.88 vs. LSU (4)
5	Maureen Shea - 10.19.87 at Baylor (4)
5	Zanette Bennett - 9.18.87 at Eastern Kentucky (3)
5	Kathleen Morin - 9.20.85 at Georgia (3)
5	Tracy Bennington - 10.2.84 vs. Bowling Green (4)
5	Tracy Bennington - 10.27.84 vs. Xavier (4)

12+ Blocks

18	Maureen Shea - 9.19.86 vs. Butler (5) [8-10]
17	Terese Henken - 9.14.83 vs. Dayton (5) [2-15]
16	Mary Kay Waller - 10.11.87 vs. Minnesota (4) [2-14]
16	Maureen Shea - 11.12.86 vs. Illinois-Chicago (5) [2-14]
16	Karen Sapp - 9.30.83 at Xavier (5) [4-12]
15	Molly Stark - 10.2.93 vs. Western Michigan (4) [4-11]
14	Justine Stremick - 9.2.06 vs. Idaho (4) [3-11]
14	Mary Kay Waller - 12.3.88 at Penn State (4) [3-11]
14	Mary Kay Waller - 9.30.87 at Northwestern (5) [4-10]
14	Maureen Shea - 9.10.85 vs. Ohio State (5) [8-6]
14	Karen Sapp - 9.14.83 vs. Dayton (5) [3-11]
13	Lauren Brewster - 9.17.03 vs. Purdue (4) [3-10]
13	Lauren Brewster - 9.13.03 vs. Utah (5) [2-11]
13	Cynthia May - 9.5.92 vs. Kentucky (5) [1-12]
13	Cynthia May - 12.7.92 at Kentucky (5) [3-10]
13	Mary Kay Waller - 11.18.88 at Miami (Ohio) (3) [5-8]
13	Zanette Bennett - 9.19.87 vs. Cincinnati (5) [4-9]
13	Josie Maternowski - 9.30.83 at Xavier (5) [3-10]
12	Lauren Brewster - 9.3.05 vs. Texas (5) [3-9]
12	Mary Leffers - 10.22.97 at Houston (5) [1-11]
12	Mary Leffers - 12.8.96 vs. Ohio State (5) [2-10]
12	Mary Leffers - 9.6.96 vs. Louisville (5) [1-11]
12	Zanette Bennett - 12.3.88 at Penn State (4) [4-8]
12	Mary Kay Waller - 10.25.88 vs. Ohio State (3) [2-10]
12	Maureen Shea - 11.9.86 vs. Pittsburgh (4) [6-6]
12	Tracy Bennington - 9.4.84 vs. IUPUI (4) [1-11]

Irish in the BIG EAST

Though all 16 members of the BIG EAST Conference field women's volleyball teams, Providence College ceased its league participation in the sport after the 2002 season. The other 15 schools take part in round-robin play during the regular season, and the top eight teams then participate in the BIG EAST Championship, a single-elimination tournament with the winner receiving the conference's automatic berth to the NCAA Tournament. This championship format is a departure from the traditional four-team event that had been in place since the Irish joined the league (with the exception of 1999, when the league experimented with an expanded three-day, six-team event).

Notre Dame has experienced unprecedented success in the 13 years since joining the league in 1995. The Irish have compiled a 139-16 (.897) regular-season mark, highlighted by nine tournament titles and winning streaks of 45 and 35 consecutive matches. Notre Dame once earned 58-straight victories at home in BIG EAST regular-season play. Irish volleyball squads carried a home conference winning streak of 74 straight matches from 1991 to 2004, which includes wins over both Midwestern Conference and BIG EAST opponents.

The Irish have won nine BIG EAST Tournament championships, posting a 25-4 (.862) mark in the event while reaching the final match in its first 12 tournaments. Notre Dame has also dominated the league's postseason awards, winning player-of-the-year honors six times and coach-of-the-year award on five occasions. On nine occasions, Irish players have been named the league tournament's most outstanding player. Notre Dame student-athletes have garnered 46 all-conference accolades - including 26 first-team honors - which accounts for nearly one-third of the total first-team honors handed out during the span.

Prior to joining the BIG EAST, Notre Dame was a member of the North Star Conference from 1983-87 and the Midwestern Collegiate Conference from 1990-94. The Irish won regular-season and tournament titles in the NSC in 1986 and 1987, then captured both the regular-season and tournament championships in the MCC from 1991-1994. In 23 years of conference participation, Notre Dame has won 16 regular-season crowns and 15 league tournaments while compiling a 196-29 (.891) mark in regular-season conference matches.

Irish vs. Current BIG EAST Teams

Opponent	Overall	Regular Season	Tournament
Cincinnati	8-1	2-1	3-0
Connecticut	16-2	11-2	5-0
DePaul	9-4	3-0	0-0
Georgetown	17-1	13-0	2-1
Louisville	15-6	2-1	1-2
Marquette	9-1	2-1	0-0
Pittsburgh	18-8	9-4	5-1
Rutgers	15-0	13-0	1-0
St. John's	11-2	11-2	1-0
Seton Hall	13-0	13-0	0-0
South Florida	3-0	3-0	0-0
Syracuse	15-1	13-0	1-0
Villanova	16-1	12-1	3-0
West Virginia	13-2	12-1	0-0
Totals	177-28	128-13	22-4

BIG EAST Tournament History

Overall record: 25-4 (.862)

Championships: 9 (1995-98, 2000-02, 2004-05)

Runner-up finishes: 3 (1999, 2003, 2006)

Times hosted: 3 (1995, 2000, 2003)

1995 (Notre Dame, Ind.)

Notre Dame def. Villanova (15-3, 15-9, 15-12)

Notre Dame def. Pittsburgh (5-15, 15-7, 15-1, 15-4)

1996 (Pittsburgh, Pa.)

Notre Dame def. Syracuse (15-9, 15-6, 15-2)

Notre Dame def. Pittsburgh (15-5, 15-6, 13-15, 15-10)

1997 (South Orange, N.J.)

Notre Dame def. Pittsburgh (15-7, 15-11, 15-9)

Notre Dame def. Villanova (9-15, 15-3, 15-10, 15-4)

1998 (Pittsburgh, Pa.)

Notre Dame def. Pittsburgh (15-10, 14-16, 15-8, 16-14)

Notre Dame def. Connecticut (9-15, 11-15, 15-13, 15-13, 15-13)

Notre Dame def. Georgetown (15-11, 15-10, 15-13)

1999 (Pittsburgh, Pa.)

Notre Dame def. Connecticut (15-12, 6-15, 15-9, 16-14)

Georgetown def. Notre Dame (15-11, 15-10, 15-8)

2000 (Notre Dame, Ind.)

Notre Dame def. Connecticut (15-10, 15-13, 15-6)

Notre Dame def. Rutgers (15-8, 15-8, 15-10)

2001 (Pittsburgh, Pa.)

Notre Dame def. Connecticut (30-20, 30-28, 30-27)

Notre Dame def. Georgetown (30-22, 24-30, 27-30, 30-20, 15-11)

2002 (Pittsburgh, Pa.)

Notre Dame def. Connecticut (26-30, 30-17, 30-22, 30-18)

Notre Dame def. Miami (30-19, 31-29, 27-30, 30-19)

2003 (Notre Dame, Ind.)

Notre Dame def. Miami (30-19, 30-22, 23-30, 30-20)

Pittsburgh def. Notre Dame (30-20, 30-26, 31-29)

2004 (Pittsburgh, Pa.)

Notre Dame def. Boston College (25-30, 30-15, 30-26, 30-20)

Notre Dame def. Pittsburgh (30-23, 30-26, 30-26)

2005 (Louisville, Ky.)

Notre Dame def. Villanova (28-30, 30-24, 30-26, 30-23)

Notre Dame def. Cincinnati (30-20, 30-20, 30-14)

Notre Dame def. Louisville (28-30, 31-29, 30-21, 23-30, 15-8)

2006 (Cincinnati, Ohio)

Notre Dame def. Cincinnati (30-28, 25-30, 28-30, 30-26, 15-9)

Notre Dame def. St. John's (30-23, 30-28, 28-30, 30-20)

Louisville def. Notre Dame (30-26, 30-25, 24-30, 17-30, 12-15)

2007 (Milwaukee, Wis.)

Notre Dame def. Cincinnati (30-26, 30-24, 23-30, 30-24)

Louisville def. Notre Dame (25-30, 20-30, 27-30)

Irish in BIG EAST Regular Season

Overall Record

139-16 (.897)

Championships

10 (1996-97, 1999-2005)

Home Record

79-4 (.952)

Longest Winning Streaks

45 (Oct. 1, 1999-Nov. 9, 2002)

35 (Sept. 30, 1995-Oct. 4, 1998)

Longest Home Conference

Winning Streak

74 (Oct. 25, 1991-Nov. 5, 2004)

Year	W-L	Place
1995	11-0	1st
1996	11-0	1st
1997	11-0	1st
1998	9-2	3rd
1999	11-0	1st
2000	11-0	1st
2001	12-0	1st
2002	11-2	1st
2003	11-1	t-1st
2004	9-1	1st
2005	13-1	1st
2006	10-4	t-3rd
2007	9-5	4th

Irish Major Award Winners

BIG EAST Coach of the Year (5)

1995	Debbie Brown
2000	Debbie Brown
2001	Debbie Brown
2003	Debbie Brown
2005	Debbie Brown

BIG EAST Player of the Year (6)

1995	Jenny Birkner, Jr., OPP
1996	Jaimie Lee, Jr., OH
1997	Jaimie Lee, Sr., OH
1999	Mary Leffers, Sr., MB
2000	Denise Boylan, Sr., S
2001	Malinda Goralski, Sr., MB

BIG EAST Setter of the Year (2)

2000	Denise Boylan, Sr.
2001	Kristen Kinder, So.

BIG EAST Rookie of the Year (1)

2002	Lauren Kelbley, MB
------	--------------------

BIG EAST Championship Most Outstanding Player (9)

1995	Angie Harris, So., OH
1996	Lindsay Treadwell, So., MB
1997	Jaimie Lee, Sr., OH
1998	Marcie Bomhack, Fr., OH
2000	Denise Boylan, Sr., S
2001	Malinda Goralski, Sr., MB
2002	Emily Loomis, So., OH
2004	Lauren Brewster, Jr., MB
2005	Adrianna Stasiuk, So., OH

All-BIG EAST First Team (26)

1995	Jenny Birkner, Jr., OPP
	Angie Harris, So., OH
	Jaimie Lee, So., OH
1996	Jenny Birkner, Sr., OPP
	Jaimie Lee, Jr., OH
1997	Jaimie Lee, Sr., OH
	Angie Harris, Sr., OH
	Mary Leffers, So., MB
1998	Lindsay Treadwell, Sr., MB
1999	Mary Leffers, Sr., MB
	Denise Boylan, Jr., S
2000	Denise Boylan, Sr., S
	Christi Girton, Sr., OH
	Kristy Kreher, Jr., OPP
2001	Malinda Goralski, Sr., MB
	Kristy Kreher, Sr., OPP
2002	Emily Loomis, So., OH
2003	Lauren Brewster, So., MB
	Lauren Kelbley, So., MB
	Kristen Kinder, Sr., S
2004	Lauren Brewster, Jr., MB
2005	Lauren Brewster, Sr., MB
	Meg Henican, Sr., L
	Lauren Kelbley, Sr., OH
2006	Mallorie Croal, So., OH
	Adrianna Stasiuk, Jr., OH



The BIG EAST Conference

The 2008-09 academic year will be the 30th for The BIG EAST Conference. While the league has gone through membership changes since its birth, it has never been stronger. This academic year will mark the conference's fourth year as the nation's largest Division I-A conference.

The goals of the BIG EAST have never changed. The league aims and expects to compete at the highest level and does so with integrity and sportsmanship. The student-athletes of the member schools continue to maintain the league's proud tradition of success.

BIG EAST teams earned their share of recognition at the highest levels in 2007-08. Four women's teams advanced to their respective NCAA Final Fours: Connecticut field hockey and women's basketball, Notre Dame soccer and Syracuse lacrosse.

Individually in men's sports, Villanova's Bobby Curtis was the NCAA outdoor track champion in the 5,000 meters. Connecticut's O'Brian White won the M.A.C. Hermann Trophy, the highest individual honor in soccer. Two years ago, BIG EAST male and female student-athletes were Hermann Trophy winners.

In men's basketball, the BIG EAST tied its own record set in 2006 by earning eight NCAA Championship bids. BIG EAST women's teams have received eight NCAA invitations in each of the past two years. The combined 16 men's and women's berths in 2008 was an NCAA first.

The quality of BIG EAST football has never been more balanced. Six of the league's eight squads were nationally ranked in 2007. For the third straight year, the BIG EAST representative in the Bowl Championship Series won its BCS bowl game.

The BIG EAST continued to produce student-athletes who were at the forefront of athletic and academic achievement. Nineteen BIG EAST players were chosen to their respective ESPN The Magazine Academic All-America Teams, including eight first-team selections.

The BIG EAST became the nation's largest Division I-A group in 2005-06 when five new members began competing. The new schools were: University of Cincinnati, DePaul University, University of Louisville, Marquette University and the University of South Florida.

BIG EAST institutions reside in nine of the nation's top 34 largest media markets, including New York, Chicago, Philadelphia, Washington, D.C., Tampa, Pittsburgh, Hartford, Milwaukee and Cincinnati. With its newest members, BIG EAST markets contain almost one fourth of all television households in the U.S.

Since opening its doors in 1979, the league has won 25 national championships in six different sports and 125 student-athletes have won individual national titles.

The BIG EAST has always been able to boast that some of its best students are also some of its best athletes. More than 370 student-athletes have earned academic all-America honors. Last year in football, Louisville quarterback Brian Brohm, who finished his career as the BIG EAST's career passing leader, was one of the league's eight first-team ESPN The Magazine Academic All-America team picks.

Also, Connecticut's Rebecca Lobo, one of the most heralded women's basketball players in the history of the sport, was named to the CoSIDA Academic All-America Hall of Fame in 2008. Lobo, a two-time BIG EAST Player of the Year, led the Huskies to the 1995 NCAA national championship.

The BIG EAST has enjoyed tremendous basketball success, especially in this decade. In 2003-04, Connecticut became the first school in NCAA history to win the men's and women's NCAA titles in the same season. In '02-03, the BIG EAST became the first conference in NCAA history to win the men's and women's titles in the same year when the Syracuse men and the Connecticut women captured their respective national championships. In men's basketball, BIG EAST squads have won three of the last 10 NCAA championships. BIG EAST women's teams have taken five of the last nine NCAA titles.

Proactive movement has been a signature strategy for the conference that was born in 1979. The BIG EAST continually turns challenges into opportunities to become stronger.

In the spring of 2001, the BIG EAST added women's lacrosse and rowing to its growing list of sports. The first women's golf championship was held in the spring of 2003. In 2007, the league conducted its first women's lacrosse championship tournament. In 2009-10, the BIG EAST will begin sponsorship of men's lacrosse, its 24th sport.

The BIG EAST became a reality on May 31, 1979, following a meeting of athletic directors from Providence College, St. John's, Georgetown and Syracuse Universities. Seton Hall, Connecticut and Boston College completed the original seven school alliance.

While the membership has both increased and changed, the focus of the BIG EAST has not wavered. The conference reflects a tradition of broad based

programs, led by administrators and coaches who place a constant emphasis on academic integrity. Its student-athletes own significantly high graduation rates and their record of scholastic achievement notably shows a balance between intercollegiate athletics and academics.

Any successful organization needs outstanding leadership. Michael Tranghese, the league's first full-time employee, and for 11 years the associate to Dave Gavitt, became Commissioner in 1990. In his first year, he administered the formation of The BIG EAST Football Conference.

For 2009-10, the BIG EAST will undergo one significant change. Tranghese has announced that he will step down from his position on June 30, 2009.

The league has long been considered a leader in innovative concepts in promotion and publicity, particularly regarding television. Those efforts have resulted in unparalleled visibility for BIG EAST student athletes. The conference has enjoyed longstanding relationships with CBS, ESPN, Inc. and ABC.

While BIG EAST basketball games are regular sellouts at campus and major public arenas, including the annual men's BIG EAST Championship in Madison Square Garden, attendance figures also are significant in soccer, women's basketball and baseball games.

More than 550 BIG EAST student-athletes have earned all America recognition and dozens have won individual NCAA national championships. The BIG EAST has been well represented in U.S. or foreign national and Olympic teams. Several athletes earned gold medals in each of the last six summer Olympiads.

The BIG EAST has its headquarters in Providence where the conference administers to more than 5,500 athletes.

Notre Dame BIG EAST Titles

Since joining the BIG EAST in 1995-96, Notre Dame has won the most conference championships (100) than any other school in the league:

Baseball (5)

2002, 2003, 2004, 2005, 2006

Women's Cross Country (3)

2002, 2003, 2005

Men's Cross Country (5)

1997, 1999, 2001, 2004, 2005

Women's Golf (3)

2004, 2004, 2008

Men's Golf (6)

1995, 1996, 1997, 2004, 2005, 2006

Rowing (5)

2004, 2005, 2006, 2007, 2008

Women's Soccer (9)

1995-2001, 2005-06

Men's Soccer (2)

1996, 2003

Softball (5)

1999, 2000, 2002, 2003, 2006

Women's Swimming and Diving (12)

1997-2008

Men's Swimming and Diving (3)

2005, 2006, 2008

Women's Tennis (8)

1996, 1997, 1999, 2001, 2003, 2005, 2006, 2008

Men's Tennis (7)

1996, 1999, 2002, 2004, 2005, 2007, 2008

Women Indoor Track & Field (2)

2002, 2006

Men's Indoor Track & Field (3)

2003, 2005, 2007

Women's Outdoor Track & Field (1)

2007

Men's Outdoor Track & Field (5)

2000, 2003, 2004, 2006, 2008

Volleyball (9)

1995-1998, 2000-02, 2004, 2005

NCAA Tournament

1988 MIDEAST REGION

First Round (Dec. 3, 1988)

Notre Dame, Ind. (Joyce Center)

PENN STATE	K-E-A	Pct.	SA	D	B
Laura Stober	0-0-0	.000	0	1	0
Julie Firth	0-0-0	.000	0	2	0
E. Ramirez	24-3-53	.396	0	3	3
M. Jaworski (49)	5-4-12	.083	3	2	2
J. Schuller (1)	1-2-10	-.100	0	0	0
Kim Kenna	0-0-0	.000	0	1	0
Tammy Cairl (1)	8-8-33	.000	1	0	6
Heidi Pilsicki	2-2-7	.000	1	3	1
Joanne Elwell	20-6-42	.333	2	1	4
Noelle Zientara (2)	11-9-52	.038	2	9	5
TOTALS	71-34-209	.177	9	22	13

NOTRE DAME	K-E-A	Pct.	SA	D	B
Julie Bremner (60)	7-0-12	.583	3	4	6
Katie Kavanaugh	0-0-0	.000	0	3	0
K. Cunningham	6-2-20	.200	1	0	0
Mary Kay Waller	25-9-49	.327	1	5	14
Maureen Shea (1)	16-2-36	.389	1	2	7
W. Shewman	7-4-30	.100	0	3	8
Zanette Bennett	23-4-39	.487	1	2	12
Tracey Shelton	4-1-16	.188	1	4	3
TOTALS	88-22-202	.327	8	23	30

No. 20 Penn State (1)	13	10	16	10
Notre Dame (3)	15	15	14	15

1988 MIDEAST REGION

Round of 16 (Dec. 9, 1988)

Urbana, Ill. (Kenney Gymnasium)

NOTRE DAME	K-E-A	Pct.	SA	D	B
Julie Bremner (56)	2-0-6	.333	4	12	2
Katie Kavanaugh	0-0-1	.000	0	1	0
K. Cunningham	11-2-22	.409	2	13	3
Mary K. Waller (2)	18-7-37	.297	1	13	7
Maureen Shea (2)	11-5-30	.200	0	11	2
W. Shewman	2-1-14	.071	1	9	1
Zanette Bennett	19-3-46	.348	1	10	3
Tracey Shelton	1-0-2	.500	0	1	1
Chris Choquette (1)	2-4-16	-.125	0	1	2
TOTALS	66-22-174	.253	9	71	12

ILLINOIS	K-E-A	Pct.	SA	D	B
Chris Schwarz	0-0-0	.000	0	5	0
Laura Bush (2)	9-7-24	.083	3	6	2
Barb Winsett (75)	2-3-8	-.125	2	9	4
Mary Eggers (4)	19-2-34	.500	1	22	5
Lisa Dillman	4-3-7	.143	0	3	0
Stephanie Bowers	0-0-0	.000	0	1	0
Sandy Scholtens (1)	0-1-3	-.333	1	9	0
P. Laverman (1)	15-4-41	.250	2	9	2
Bridget Boyle	18-11-39	.179	1	6	2
N. Brookhart	20-4-42	.381	0	6	4
TOTALS	87-35-198	.263	10	76	10

Notre Dame (2)	5	9	15	15	9
No. 4 Illinois (3)	15	15	5	13	15

Irish in the NCAA Tournament

The University of Notre Dame has become a staple in the NCAA Division I Women's Volleyball Championship under the watch of head coach Debbie Brown after making just one visit to the tournament before her arrival. The Irish earned 15 consecutive bids to the NCAAs from 1992-2006 to become just one of eight schools that appeared in each of the 15 NCAA tournaments over that stretch (along with Stanford, Penn State, UC Santa Barbara, Nebraska, Long Beach State, USC, and Florida). The Irish have an all-time record of 14-16 in NCAA Championship play, highlighted by six trips to the round of 16 and a finish in the 1993 quarterfinal.

The Irish made the most of their first-ever NCAA berth in 1988 by upsetting No. 20 Penn State in the opening round. Notre Dame then traveled to No. 4 Illinois and took the Illini to the wire before falling in five games. The 1993 squad put together the school's deepest postseason run complements to wins over No. 8 Nebraska at home in three games and a five-game win at Minnesota to reach the quarterfinals. That team's run ended at the hands of No. 7 Penn State. The Irish also were among the final 16 in each of the next two seasons (1994-95) and completed a stretch of four round-

of-16 appearances in five years with a second-round win over No. 18 Arkansas in 1997. Notre Dame returned to the final 16 in 2005, beating Dayton and Northwestern at home before losing in five games to No. 12 Wisconsin.

Notre Dame has played host to NCAA Tournament action on seven occasions, going 8-2 on its home court. The Irish stayed at home for first-round play in 1988 and 1993-1995 before hosting first- and second-round action in 1996, 2002 and 2005.

The NCAA Division I Women's Volleyball Championship began in 1981 with a 20-team field. From 1982-85, 28 teams earned invitations until the field expanded to 32 teams in 1986. In 1993, the invitation list was enlarged to 48 with 16 teams gaining first-round byes. After one year of experimentation with a 56-squad event (1997), with the top eight seeds receiving opening byes, the current 64-team format was adopted in 1998. First- and second-round action takes place at 16 campus sites, with the winners advancing to four pre-determined regional sites.

1992 MIDEAST REGION

First Round (Dec. 3, 1992)

University Park, Pa. (Rec Hall)

NOTRE DAME	K-E-A	Pct.	SA	D	B
Janelle Karlan (46)	2-2-10	.000	0	2	0
Brett Hensel	0-0-1	.000	0	9	0
Alicia Turner	9-5-23	.174	2	4	1
Jess. Fiebelkorn	11-8-28	.130	0	9	1
Cynthia May	1-0-4	.250	0	12	2
Christy Peters	13-7-47	.128	1	16	1
Marilyn Cragin	10-0-16	.625	0	0	1
Molly Stark	1-1-2	.000	0	3	0
Nicole Coates	2-0-10	.200	0	5	0
TOTALS	49-23-141	.184	3	60	3

PENN STATE	K-E-A	Pct.	SA	D	B
S. Davidson (42)	6-1-9	.556	0	13	1
Jennifer Reimers	1-1-12	.000	0	2	1
Laura Cook (1)	7-4-27	.111	1	7	2
Kim Kumfer (2)	3-1-17	.118	1	16	1
Leanne Kling (1)	23-8-56	.268	0	6	3
Erika Spencer (1)	0-0-1	.000	2	13	0
S. Lamoureux	6-2-13	.308	0	4	4
Zeynep Ton (2)	5-0-14	.357	2	6	0
Angie Farlow	0-0-0	---	0	1	0
J. Miller	0-0-0	---	0	0	0
TOTALS	51-17-149	.228	6	68	9

No. 22 Notre Dame (0)	13	8	9
No. 9 Penn State (3)	15	15	15

1993 MIDEAST REGION

Second Round (Dec. 5, 1993)

Notre Dame, Ind. (Joyce Center)

NEBRASKA	K-E-A	Pct.	SA	D	B
Stephanie Clerc	0-0-1	.000	0	4	0
Kelly Aspegren (1)	7-1-19	.316	0	6	4
Billie J. Winsett (1)	8-5-23	.130	1	7	0
Kate Crnich	0-0-0	.000	0	8	1
Maria Hedbeck	2-1-14	.071	0	6	0
Nikki Stricker (34)	0-2-4	-.500	0	6	2
Allison Weston	15-4-33	.333	0	0	0
Jen McFadden	9-3-27	.222	0	3	7
TOTALS	41-16-121	.207	1	40	9

NOTRE DAME	K-E-A	Pct.	SA	D	B
Nicole Coates (2)	14-2-22	.545	1	9	3
Janelle Karlan (40)	5-3-13	.154	1	11	1
Brett Hensel	0-0-1	.000	0	6	0
Molly Stark (2)	13-2-31	.355	1	10	3
Jen Briggs	0-0-0	.000	0	1	0
Jenny Birkner (3)	6-3-16	.188	3	10	1
Christy Peters (1)	13-7-37	.162	1	15	2
Julie Harris	6-2-14	.286	0	1	4
TOTALS	57-19-135	.281	7	63	9

No. 8 Nebraska (0)	11	10	8
No. 17 Notre Dame (3)	15	15	15



Julie Bremner helped lead the Irish to an upset of Penn State in the program's first-ever NCAA tournament match, setting Notre Dame to a .327 hitting mark, while compiling 60 assists, six blocks, and seven kills on .583 hitting.



NCAA Tournament

1995 PACIFIC REGION

Round of 16 (Dec. 8, 1995)
Stanford, Calif. (Maples Pavilion)

ORAL ROBERTS	K-E-A	Pct.	SA	D	B
Mirela Locks (3)	11-3-20	.400	0	15	2
Ksenija Kugler	14-3-31	.355	1	8	5
Sibele Theis (47)	6-4-13	.154	0	14	6
Deb. Dos Santos (3)	16-6-32	.313	1	15	1
Z. Sirola (1)	13-6-38	.184	2	3	3
Amanda Saner (2)	3-2-8	.125	0	7	4
Sandra P.Theis (2)	0-0-2	.000	1	7	0
TOTALS	63-24-144	.271	5	69	13

NOTRE DAME	K-E-A	Pct.	SA	D	B
Carey May (38)	1-1-4	.000	0	6	1
Jaimie Lee (1)	11-3-32	.250	0	8	1
Brett Hensel	0-0-3	.000	0	12	0
Angie Harris (1)	10-7-35	.086	1	6	1
Jenny Birkner (2)	5-5-33	.000	1	8	2
L. Treadwell (1)	12-4-29	.276	1	4	3
Kristina Ervin	0-0-0	.000	0	3	0
Jen Briggs	0-0-0	.000	0	1	0
Jennifer Rouse	7-3-18	.222	0	0	3
TOTALS	46-23-154	.149	3	48	6

No. 19 Oral Roberts (3) **15 15 15**
No. 12 Notre Dame (0) **9 11 4**

1996 CENTRAL REGION

First Round (Dec. 4, 1996)
Notre Dame, Ind. (Joyce Center)

HOFSTRA	K-E-A	Pct.	SA	D	B
Lindsey Birkel (1)	2-2-10	.000	0	4	0
Beth Parr (16)	0-0-5	.000	0	4	0
Lena Malinowski	3-8-20	-.250	0	1	0
Suzanne Shaw	5-5-23	.000	1	5	1
Pam Zens	0-0-1	.000	0	0	0
Heleen Hillhorst	0-1-1	-1.000	0	5	0
G. Lavander	4-0-10	.400	0	1	1
Andrea Natale	4-2-12	.167	0	3	0
Laura Nissen	0-0-1	.000	0	3	0
TOTALS	18-18-83	.000	1	26	1

NOTRE DAME	K-E-A	Pct.	SA	D	B
Kristina Ervin	0-0-1	.000	1	2	0
Carey May (34)	0-0-1	.000	0	8	0
Jaimie Lee (4)	14-2-24	.500	0	7	1
Emily Schiebout (1)	1-0-1	1.000	0	0	0
Jen Briggs	8-1-16	.438	1	6	2
Mary Leffers	8-0-11	.727	0	2	1
Jenny Birkner (2)	6-3-12	.250	1	12	2
Lindsay Treadwell	7-3-18	.222	2	4	3
TOTALS	44-9-83	.422	5	41	5

Hofstra (0) **2 4 2**
Notre Dame (3) **15 15 15**



Marcie Bomhach - now the head coach at Loyola-Chicago - played in four NCAA tournaments during her career (1998-2001).

1996 CENTRAL REGION

Second Round (Dec. 8, 1996)
Notre Dame, Ind. (Joyce Center)

OHIO STATE	K-E-A	Pct.	SA	D	B
Jen Boleyn (89)	8-0-12	.667	0	17	3
Rosie Snow	2-2-6	.000	0	6	0
Brianne Spiers	13-2-23	.478	2	7	5
Van. Wouters	36-23-92	.141	0	20	5
Sheri Helman	27-9-51	.353	1	9	5
Jen Flynn (4)	12-5-25	.280	1	23	3
Andrea Pankova	13-8-40	.125	1	7	0
TOTALS	111-49-249	.249	5	89	11

NOTRE DAME	K-E-A	Pct.	SA	D	B
Kristina Ervin	1-0-1	1.000	1	10	0
Carey May (66)	2-1-6	.323	0	8	4
Jaimie Lee	27-6-65	.323	1	15	2
Jen Briggs (3)	11-5-35	.171	0	11	1
Mary Leffers	3-4-17	-.059	0	3	12
Jenny Birkner (1)	15-5-42	.238	1	15	6
L. Treadwell	19-2-39	.436	2	10	4
Molly McCarthy	0-1-1	-1.000	0	0	1
TOTALS	78-23-205	.268	5	72	17

No. 12 Ohio State (3) **8 11 15 15 15**
Notre Dame (2) **15 15 11 11 8**

1997 CENTRAL REGION

First Round (Dec. 5, 1997)
Fayetteville, Ark. (Barnhill Arena)

LIBERTY	K-E-A	Pct.	SA	D	B
A. Akpama (1)	8-5-26	.115	0	2	3
Kyrie Dorn	2-4-16	-.125	0	5	0
Ashley Fletcher (22)	0-1-5	-.200	0	4	2
Athena Sherwood	6-0-19	.316	0	11	0
Christi Cherry	0-0-0	.000	0	4	0
Leeana Miller	9-4-23	.217	0	6	0
Latisha Brewer	2-2-5	.000	0	3	0
Jill Vandeventer	0-0-1	.000	0	1	0
Stacy Collier	2-2-8	.000	0	3	1
Angela Brookshire	0-0-0	.000	0	1	0
TOTALS	29-18-103	.107	0	40	3

NOTRE DAME	K-E-A	Pct.	SA	D	B
Denise Boylan (39)	4-0-8	.500	0	10	2
Jaimie Lee (1)	14-2-31	.387	0	12	0
Angie Harris	17-4-35	.371	2	9	2
Christi Girton (1)	2-4-8	-.250	0	0	1
Mary Leffers	8-3-14	.357	0	3	4
L. Treadwell (2)	7-1-13	.462	0	6	6
Jo Jameyson	3-0-5	.600	0	0	3
Adrienne Shimmel	0-0-0	.000	0	7	0
Molly McCarthy	0-0-0	.000	0	1	0
TOTALS	55-14-114	.360	2	48	9

Liberty (0) **9 3 2**
Notre Dame (3) **15 15 15**

1997 CENTRAL REGION

Second Round (Dec. 6, 1997)
Fayetteville, Ark. (Barnhill Arena)

NOTRE DAME	K-E-A	Pct.	SA	D	B
Denise Boylan (59)	0-2-7	-.286	0	5	0
Jaimie Lee (3)	19-4-51	.294	0	14	2
Angie Harris	19-11-53	.151	4	19	3
Mary Leffers	15-7-39	.205	2	7	8
Adrienne Shimmel	0-0-0	.000	0	10	0
L. Treadwell (1)	13-4-28	.321	0	14	8
Christi Girton	8-2-23	.261	0	2	3
Jo Jameyson	0-0-3	.000	0	0	1
Molly McCarthy	0-0-0	.000	0	7	0
TOTALS	74-30-204	.216	6	78	12

ARKANSAS	K-E-A	Pct.	SA	D	B
Jessica Field	12-4-30	.267	0	4	7
Yarleen Santiago	8-4-32	.125	1	19	5
Krystal Osborne	16-6-42	.238	3	11	2
Tina Rico (45)	11-1-23	.435	0	8	3
Jamie Rohme (1)	9-5-29	.138	0	14	3
Kim Storey (2)	8-5-24	.125	2	18	5
Caroline Clock	0-0-0	.000	0	3	0
TOTALS	64-25-180	.217	6	77	12

Notre Dame (3) **9 15 15 16**
No. 18 Arkansas (1) **15 7 10 14**

1997 CENTRAL REGION

Round of 16 (Dec. 13, 1997)
Madison, Wis. (Wisconsin Field House)

NOTRE DAME	K-E-A	Pct.	SA	D	B
Denise Boylan (73)	2-2-8	.000	4	15	3
Jaimie Lee	31-8-68	.338	0	9	3
Angie Harris (1)	17-8-56	.161	2	23	2
Christi Girton (2)	7-6-31	.032	0	5	2
L. Treadwell (2)	14-4-32	.313	1	22	2
Molly McCarthy	0-0-1	.000	1	5	0
Mary Leffers (1)	10-4-30	.200	2	6	5
Jo Jameyson	0-1-3	-.333	0	1	1
Adrienne Shimmel	1-0-1	1.000	1	6	0
TOTALS	82-33-230	.213	11	92	9

WISCONSIN	K-E-A	Pct.	SA	D	B
Lindsey Buswell	0-0-0	.000	0	7	0
Kate Fitzgerald (1)	1-2-7	-.143	0	6	0
Marisa Mackey (4)	14-2-34	.353	0	16	3
Colleen Neels (71)	5-2-15	.200	6	16	3
Amy Lee (2)	18-7-45	.244	1	13	8
H. Dodaro (1)	23-5-51	.353	0	17	5
Allyson Ross (2)	9-10-35	-.029	0	7	0
Kelly Kennedy	17-3-36	.389	0	14	7
TOTALS	87-31-223	.251	7	96	13

Notre Dame (1) **15 12 16 11**
No. 4 Wisconsin (3) **9 15 18 15**

1998 MOUNTAIN REGION

First Round (Dec. 4, 1998)
Stanford, Calif. (Maples Pavilion)

NOTRE DAME	K-E-A	Pct.	SA	D	B
Denise Boylan (25)	0-0-0	.000	0	8	0
Kristy Kreher (14)	24-4-37	.541	1	14	6
Marcie Bomhach	3-4-13	-.077	0	1	3
Christi Girton	8-3-35	.143	2	8	4
Adrienne Shimmel	1-0-1	1.000	1	7	0
L. Treadwell (3)	11-2-25	.360	3	16	10
Emily Schiebout (2)	8-4-22	.182	0	1	1
Mary Leffers	5-1-19	.211	0	2	6
Jo Jameyson	6-4-17	.118	1	9	1
M. Graham (16)	0-0-1	.000	1	3	0
TOTALS	66-22-170	.259	8	69	16

E. WASHINGTON	K-E-A	Pct.	SA	D	B
Lacey Cooper	6-2-21	.190	0	12	1
Angie Hall (2)	8-10-33	-.061	0	8	0
Jessica Clish (1)	9-4-24	.208	2	4	2
Kim Exner (3)	15-13-39	.051	1	14	5
Kim Maxwell (33)	8-2-22	.273	2	8	1
Whitney Lewis	4-2-16	.125	0	3	5
Tarah Pond	0-0-0	.000	0	0	0
Jennifer Gabel (4)	1-2-8	-.125	0	3	1
Toni Schwin (4)	0-0-4	.000	2	8	1
S. Dalstedt (1)	6-1-8	.625	0	2	0
Lea Ruhl	0-0-0	.000	0	0	0
TOTALS	57-36-175	.120	7	62	8

Notre Dame (3) **15 13 15 15**
Eastern Washington (1) **2 15 11 11**



1998 MOUNTAIN REGION
Second Round (Dec. 5, 1998)
Stanford, Calif. (Maples Pavilion)

NOTRE DAME	K-E-At	Pct.	SA	D	B
Denise Boylan (12)	1-0-1	1.000	0	3	0
Kristy Kreher (7)	3-2-10	.100	0	2	0
Marcie Bomhach	4-6-16	-.125	0	2	1
Christi Girton (3)	1-5-12	-.333	0	8	1
Adrienne Shimmel	1-1-2	.000	0	3	0
Lindsay Treadwell	1-2-12	-.083	1	1	2
Emily Schiebout	3-1-11	.182	0	5	1
Mary Leffers	6-3-14	.214	0	2	1
Jo Jameyson	3-1-12	.167	0	1	0
Mandi Powell	0-0-0	.000	0	1	0
Michelle Graham (1)	1-0-2	.500	0	0	0
TOTALS	24-21-92	.033	1	28	3

STANFORD	K-E-At	Pct.	SA	D	B
Kerri Walsh (1)	8-1-13	.538	0	9	3
Tara Conrad	15-2-22	.591	1	2	8
Sarah Clark	7-2-15	.333	0	4	0
Michelle Chambers	8-5-19	.158	1	6	4
Robyn Lewis (14)	0-0-3	.000	0	2	2
Jennifer Detmer	8-0-13	.615	0	0	2
Emily Lawrence	0-0-0	.000	1	2	0
Jaimi Gregory (1)	1-0-1	1.000	0	2	0
Lindsay Kagawa (24)	1-0-2	.500	1	6	1
Sarah Neal	0-0-2	.000	0	1	0
TOTALS	48-10-90	.422	4	35	10

Notre Dame (0) 1 5 1
No. 5 Stanford (3) 15 15 15

1999 CENTRAL REGION
First Round (Dec. 4, 1999)
Los Angeles, Calif. (Pauley Pavilion)

NOTRE DAME	K-E-At	Pct.	SA	D	B
Denise Boylan (63)	6-2-9	.444	1	8	6
Kristy Kreher (5)	24-5-49	.388	1	4	3
Marcie Bomhach	10-4-31	.194	2	7	4
Christi Girton (2)	20-7-34	.382	0	6	2
Adrienne Shimmel	0-0-0	.000	0	0	0
Mary Leffers	12-7-21	.238	0	1	10
Janie Alderete (1)	0-0-0	.000	0	8	0
Kaitlin McEwen	2-1-3	.333	0	0	4
Malinda Goralski	2-0-8	.250	0	0	0
Keara Coughlin	0-0-1	.000	0	1	0
TOTALS	76-26-156	.321	4	35	29

OHIO STATE	K-E-At	Pct.	SA	D	B
Rosie Snow	26-6-42	.476	2	15	2
Katie Virtue (70)	2-0-5	.400	2	8	4
Dana Stearns (2)	10-6-19	.211	3	2	4
Suzie Stiling (2)	8-6-23	.087	0	4	2
Jen Flynn (2)	19-6-37	.351	1	8	0
Shelly Draeger (1)	16-7-36	.250	4	4	2
Shellye Sills	0-0-0	.000	0	0	0
Anne Botica	0-1-1	-1.000	0	0	1
Sue Calligaris	3-1-5	.400	0	2	2
Nikki Cisco	0-1-1	-1.000	0	3	0
TOTALS	84-34-169	.296	12	46	17

Notre Dame (1) 15 10 14 7
Ohio State (3) 13 15 16 15

2000 CENTRAL REGION
First Round (Dec. 1, 2000)
Columbus, Ohio (St. John Arena)

CINCINNATI	K-E-At	Pct.	SA	D	B
Laura Lauder (42)	0-0-3	.000	1	6	0
Bonita Wisc	10-4-29	.207	0	4	2
Stephanie Meinig	6-3-16	.188	0	2	2
Shauntel Miller	15-6-41	.220	0	4	1
Trish Ladusaw (1)	10-4-25	.240	0	21	1
Leslie Newell	7-3-17	.235	0	1	2
Rachel Beran	0-0-0	.000	1	5	0
Tobi Kirchenwitz (1)	0-0-0	.000	0	3	0
Ashley Grooms	0-0-0	.000	0	7	0
TOTALS	48-20-131	.214	2	53	8

NOTRE DAME	K-E-At	Pct.	SA	D	B
Denise Boylan (52)	2-1-5	.200	1	13	1
Malinda Goralski	15-2-30	.433	0	0	6
Kristy Kreher (1)	16-1-27	.556	1	7	3
Marcie Bomhach	12-2-36	.278	1	9	4
Christi Girton	13-5-35	.229	2	6	1
Janie Alderete	0-1-1	-1.000	3	10	0
Jo Jameyson (1)	6-2-13	.308	0	0	5
Kim Fletcher	2-0-3	.667	0	0	0
Keara Coughlin	0-0-0	.000	1	6	0
TOTALS	66-14-150	.347	9	51	20

Cincinnati (0) 2 12 10
Notre Dame (3) 15 15 15

2000 CENTRAL REGION
Second Round (Dec. 2, 2000)
Columbus, Ohio (St. John Arena)

NOTRE DAME	K-E-At	Pct.	SA	D	B
Denise Boylan (60)	6-2-14	.286	1	9	3
Malinda Goralski	13-4-31	.290	0	0	7
Kristy Kreher (2)	17-3-36	.389	1	12	5
M. Bomhach (1)	13-5-40	.200	0	5	5
Christi Girton (1)	17-6-43	.256	1	8	4
Janie Alderete	0-0-0	.000	0	13	0
Jo Jameyson	7-2-18	.278	0	1	10
Keara Coughlin (2)	0-0-0	.000	0	9	0
Christa Moen	0-0-0	.000	0	0	0
TOTALS	73-22-182	.280	3	57	34

OHIO STATE	K-E-At	Pct.	SA	D	B
Katie Virtue (67)	2-0-7	.286	0	11	1
Dana Stearns	12-4-24	.333	2	11	2
Anne Botica (1)	18-11-46	.152	2	16	1
Suzie Stiling	11-5-23	.261	1	3	7
Sue Calligaris (1)	28-5-52	.442	2	13	3
Shelly Draeger (1)	7-12-36	-.139	0	13	2
Nikki Cisco (1)	0-0-0	.000	0	9	0
Erin Treadway	0-0-0	.000	0	0	0
TOTALS	78-37-188	.218	7	75	16

No. 20 Notre Dame (2) 12 15 15 6 13
No. 16 Ohio State (3) 15 3 3 15 15

2001 CENTRAL REGION
First Round (Nov. 30, 2001)
Madison, Wis. (Wisconsin Field House)

MICHIGAN ST.	K-E-At	Pct.	SA	D	B
Angela Morley	6-4-11	.182	0	0	10
Kyla Smith (1)	12-4-32	.250	1	9	4
Nikki Colson (47)	5-0-9	.556	0	8	1
Erin Hartley (5)	16-3-30	.433	1	8	7
Emily Engel (1)	0-0-0	.000	2	6	0
Kim Schram	13-4-27	.333	0	2	1
Diana Steplyk	0-0-0	.000	0	5	0
Jenny Rood (1)	10-3-18	.389	0	4	3
Emmy Miller	0-0-0	.000	2	3	0
TOTALS	62-18-127	.346	5	45	15

NOTRE DAME	K-E-At	Pct.	SA	D	B
Emily Loomis (2)	5-6-19	-.053	2	1	1
Malinda Goralski	8-5-23	.130	0	2	2
Kristy Kreher (2)	11-9-30	.067	1	8	1
Kristen Kinder (38)	4-4-10	.000	1	7	0
Keara Coughlin (1)	0-0-1	.000	0	4	0
Christa Moen	0-0-0	.000	0	1	0
Jessica Kinder	0-2-3	-.667	0	1	0
Marcie Bomhach	5-2-18	.167	0	0	1
Kim Fletcher (1)	16-5-31	.355	2	1	1
Janie Alderete	0-1-1	-1.000	1	9	0
TOTALS	49-34-136	.110	5	34	3

No. 20 Michigan State (3) 25 30 30 30
No. 25 Notre Dame (1) 30 16 20 24

2002 WEST REGION
First Round (Dec. 7, 2002)
Notre Dame, Ind. (Joyce Center)

CHARLESTON	K-E-At	Pct.	SA	D	B
Tara Greene (7)	21-9-49	.245	0	14	3
Alisa Long	11-6-33	.152	0	2	3
Mary Sabatino (58)	8-2-19	.316	2	11	2
Shawn Beckham	11-3-30	.267	1	4	6
Rebecca Wieters	9-6-27	.111	0	0	3
S. Ballard (1)	10-6-35	.114	2	14	0
Sara Davis (1)	1-0-3	.333	0	13	0
Elizabeth Gury (2)	0-1-2	-.500	2	7	0
Becca Shaw	1-0-1	1.000	0	0	0
TOTALS	72-33-199	.196	5	65	9

NOTRE DAME	K-E-At	Pct.	SA	D	B
Emily Loomis (4)	19-5-46	.304	0	6	3
Jessica Kinder (1)	10-2-28	.286	4	21	3
Lauren Kelbley	13-2-31	.355	1	3	7
Kristen Kinder (53)	6-3-10	.300	0	8	4
Keara Coughlin	0-0-0	.000	0	5	0
Lauren Brewster (1)	7-6-21	.048	0	2	8
Kelly Burrell (4)	0-0-0	.000	0	0	0
Meg Henican (3)	0-0-0	.000	0	23	0
Janie Alderete	0-0-0	.000	0	3	0
Katie Neff	13-2-29	.379	0	6	4
TOTALS	68-20-165	.291	5	77	17

Charleston (1) 23 24 30 27
Notre Dame (3) 30 30 28 30



In three NCAA matches from 1999-2000, Kristy Kreher (1998-2001) averaged 4.75 kills per game on .429 hitting.

NCAA Tournament

2002 WEST REGION

Second Round (Dec. 8, 2002)

Notre Dame, Ind. (Joyce Center)

MICHIGAN ST.	K-E-A	Pct.	SA	D	B
Kyla Smith (3)	12-2-26	.385	0	4	3
Nikki Colson (42)	0-0-1	.000	0	12	4
Jenny Rood	13-1-20	.600	3	3	4
Megan Wallin (1)	5-2-16	.188	1	2	9
Kim Schram	10-6-26	.154	0	2	2
Stephanie Knopp	0-0-0	.000	0	7	0
Angela Morley (1)	12-3-28	.321	0	2	3
Marley Bellwood (1)	0-1-1	-1.000	1	8	0
Emmy Miller	0-0-0	.000	0	13	0
TOTALS	52-15-118	.314	5	53	15

NOTRE DAME	K-E-A	Pct.	SA	D	B
Emily Loomis	11-9-34	.059	0	6	3
Jessica Kinder (2)	6-3-22	.136	0	20	1
Lauren Kelbley (1)	11-1-23	.435	0	0	4
Kristen Kinder (37)	2-2-12	.000	0	7	2
Lauren Brewster	5-7-15	-.133	1	1	2
Katie Neff (1)	11-2-24	.375	1	0	2
Kelly Burrell (2)	0-0-0	.000	0	1	0
Meg Henican (1)	0-0-0	.000	0	5	0
Keara Coughlin	0-0-0	.000	0	5	0
Janie Alderete	0-0-0	.000	0	0	0
TOTALS	46-24-130	.169	2	45	8

Michigan State (3)	30	30	30
Notre Dame (0)	28	20	23

2003 HONOLULU REGION

First Round (Dec. 5, 2003)

Urbana, Ill. (Huff Hall)

NOTRE DAME	K-E-A	Pct.	SA	D	B
Emily Loomis	7-3-20	.200	0	1	4
Jessica Kinder	0-2-14	-.143	0	10	0
Lauren Kelbley	11-4-30	.233	0	5	4
Kristen Kinder (35)	0-0-9	.000	0	3	2
Lauren Brewster	16-7-52	.173	2	7	2
Katie Neff	8-3-24	.208	0	3	3
Kelly Burrell (1)	0-0-0	.000	0	0	0
Meg Henican	0-0-0	.000	0	17	0
Carolyn Cooper	0-0-1	.000	0	0	0
Danielle Herndon	0-0-1	.000	1	11	0
TOTALS	42-19-151	.152	3	57	8



Katie Neff (2000-03) – now a member of the Notre Dame Monogram Club board of directors – took part in NCAA action in the Joyce Center in 2002, the sixth year the facility played host to the NAAs.

LOUISVILLE	K-E-A	Pct.	SA	D	B
Benny Flynn (1)	8-1-13	.538	1	3	7
L. Ustylenko (1)	16-7-35	.257	0	15	3
Bing Sun (8)	9-4-30	.167	0	11	4
Sonja Percan	16-5-45	.244	3	20	2
A. Yartseva (2)	7-0-12	.583	0	12	2
Jennifer Craven (23)	0-1-1	-1.000	0	14	0
Candace Cogan	0-0-0	.000	0	0	0
Zoya Flippova (21)	2-0-5	.400	0	2	2
Jennifer Hoffman	5-0-8	.625	0	0	1
TOTALS	63-18-149	.302	4	77	10.5

No. 21 Notre Dame (0)	30	21	21
No. 19 Louisville (3)	32	30	30

2004 GREEN BAY REGION

First Round (Dec. 3, 2004)

Madison, Wis. (Wisconsin Field House)

NOTRE DAME	K-E-A	Pct.	SA	D	B
Emily Loomis (2)	14-3-50	.220	0	3	10
Lauren Kelbley	11-5-34	.176	2	1	2
Ashley Tarutis (45)	1-0-5	.200	1	16	1
Carolyn Cooper (1)	9-2-25	.280	0	2	4
A. Stasiuk (5)	14-5-30	.300	0	10	2
Lauren Brewster	14-3-36	.306	0	5	11
Kelly Burrell (5)	0-0-0	.000	0	0	0
Meg Henican (1)	0-0-0	.000	0	27	0
Danielle Herndon	0-0-1	.000	0	8	0
TOTALS	63-18-181	.249	3	72	16

VALPARAISO	K-E-A	Pct.	SA	D	B
Jessie Fox	11-3-27	.296	0	1	2
Liz Mikos	10-9-34	.029	0	0	3
Amy Palash (5)	12-6-31	.194	0	19	0
Jessi Novak	7-7-36	.000	1	15	0
L. Moulton (1)	14-8-45	.133	0	2	2
Katie Bova (44)	10-4-23	.261	1	18	3
Sara Silcox (2)	0-0-0	.000	0	21	0
Lindsey Moore (3)	0-1-1	-1.000	0	13	0
TOTALS	64-38-197	.132	2	89	5

Notre Dame (3)	30	20	30	30
Valparaiso (1)	21	30	28	20

2004 GREEN BAY REGION

Second Round (Dec. 4, 2004)

Madison, Wis. (Wisconsin Field House)

NOTRE DAME	K-E-At	Pct.	SA	D	B
Emily Loomis	8-5-27	.111	0	0	3
Lauren Kelbley	5-11-32	-.188	2	1	3
Ashley Tarutis (26)	1-2-7	-.143	1	9	0
Adrianna Stasiuk	2-3-15	-.067	2	8	1
Danielle Herndon	0-0-0	.000	0	5	0
Lauren Brewster	13-4-34	.265	1	10	2
Kelly Burrell (2)	0-0-0	.000	0	0	0
Meg Henican (1)	0-0-0	.000	0	13	0
Carolyn Cooper	2-8-18	-.333	0	0	3
TOTALS	31-33-133	-.015	6	46	8

WISCONSIN	K-E-At	Pct.	SA	D	B
Jill Odenthal (5)	9-3-17	.353	1	6	2
Jackie Simpson (40)	4-1-11	.273	1	9	3
Aubrey Meierotto	5-5-22	.000	2	12	5
Maria Carlini (2)	15-4-30	.367	0	13	5
Taylor Reineke (1)	3-1-11	.182	0	1	2
Sheila Shaw	14-2-28	.429	0	2	8
Marian Weidner	2-1-3	.333	0	2	0
Amy Bladow	0-0-1	.000	0	0	0
Jocelyn Wack (1)	0-0-0	.000	1	16	0
Megan Mills	0-0-0	.000	0	0	0
TOTALS	52-17-123	.285	5	61	15.5

Notre Dame (0)	34	16	16
Wisconsin (3)	36	30	30

2005 COLLEGE STATION REGION


First Round (Dec. 1, 2005)

Notre Dame, Ind. (Joyce Center)

DAYTON	K-E-A	Pct.	SA	D	B
Robynne Greene (2)	16-6-32	.312	0	6	4
Kortney Norris (1)	23-4-58	.328	1	7	2
Amanda Kenny (1)	8-8-61	.000	2	13	3
Jamie-Lee Richardson (1)	10-1-23	.391	0	0	4
Faye Barnhorst (2)	18-7-40	.275	0	2	6
Nicole Schott (60)	1-2-9	-.111	0	10	3
Adrienne Green	1-0-6	.167	1	29	0
Bethany Akerhielm	0-0-0	.000	0	0	0
Angela Rueve	0-0-0	.000	0	1	0
Mandy Robbe	0-0-0	.000	0	0	0
Britney Scheeringa (1)	0-0-0	.000	0	12	0
Erin Schroeder (4)	1-0-2	.500	3	15	0
TOTALS	78-28-232	.216	7	95	13.5

NOTRE DAME	K-E-A	Pct.	SA	D	B
Mallorie Croal (1)	18-5-48	.271	0	5	5
Lauren Kelbley	12-5-39	.179	0	2	2
Ashley Tarutis (55)	9-4-20	.250	3	10	4
Carolyn Cooper (1)	1-2-13	-.077	1	11	3
Adrianna Stasiuk (7)	16-6-44	.227	2	19	4
Danielle Herndon (1)	0-0-1	.000	0	13	0
Meg Henican (5)	1-0-1	1.000	0	43	0
Lauren Brewster	16-3-39	.333	0	2	9
Annie Mokris	0-0-0	.000	0	2	0
Justine Stremick	0-0-0	.000	0	0	0
TOTALS	73-25-205	.234	6	107	15

Dayton (2)	21	25	30	30	13
No. 11 Notre Dame (3)	30	30	26	28	15



Adrianna Stasiuk registered double-doubles in all three of Notre Dame's NCAA tournament matches in 2005, averaging 3.62 kills and 3.77 digs per game.



Irish NCAA Tournament Records

Team Hitting Percentage

.422 (44-9-83)	vs. Hofstra, 1996
.360 (74-30-204)	vs. Liberty, 1997
.347 (58-15-124)	vs. Iowa State, 1995

Team Service Aces

11	vs. Wisconsin, 1997
9	vs. Illinois, 1988
8	vs. Wisconsin, 2005
8	vs. Penn State, 1988

Team Blocks

30	vs. Penn State, 1988
29	vs. Ohio State, 1999
17	vs. Charleston, 2002

Low Opponent Hitting Pct.

.000 (18-18-83)	Hofstra, 1996
.104 (45-26-183)	Pittsburgh, 1994
.107 (29-18-103)	Liberty, 1997

Most Points in a Single Game

34-26	vs. Wisconsin (1st game), 2006
34-36	vs. Wisconsin (1st game), 2004
32-30	vs. Northwestern (2nd game), 2005

Most Points in a Single Game (15-point format)

16-18	vs. Wisconsin (3rd game), 1997
16-14	vs. Arkansas (4th game), 1997
16-14	vs. Iowa State (2nd game), 1995
14-16	vs. Penn State (3rd game), 1988

Individual Hitting Pct. (min. 4 attempts/game)

.625 (10-0-16)	Marilyn Cragin vs. Penn State, 1992
.607 (19-2-28)	Angie Harris vs. Iowa State, 1995
.583 (7-0-12)	Julie Bremner vs. Penn State, 1988
.545 (14-2-22)	Nicole Coates vs. Nebraska, 1993
.541 (24-4-37)	Kristy Kreher vs. Eastern Washington, 1998

Individual Kills

31	Jaimie Lee (vs. Wisconsin, 1997)
27	Jaimie Lee (vs. Ohio State, 1997)
26	Christy Peters (vs. Penn State, 1988)
25	Mary Kay Waller (vs. Penn State, 1988)
24	Kristy Kreher (vs. Eastern Washington, 1998)
24	Kristy Kreher (vs. Ohio State, 1999)

Individual Assists

78	Janelle Karlan (vs. Minnesota, 1993)
73	Denise Boylan (vs. Wisconsin, 1997)
66	Carey May (vs. Ohio State, 1996)
63	Denise Boylan (vs. Ohio State, 1999)

Individual Service Aces

4	Denise Boylan (vs. Wisconsin, 1997)
4	Angie Harris (vs. Arkansas, 1997)
4	Angie Harris (vs. Iowa State, 1995)
4	Julie Bremner (vs. Illinois, 1988)
4	Jessica Kinder (vs. Charleston, 2002)

Individual Blocks

14	Mary Kay Waller (vs. Penn State, 1988)
12	Mary Leffers (vs. Ohio State, 1996)
12	Zanette Bennett (vs. Penn State, 1988)

Individual Digs

43	Meg Henican (vs. Dayton, 2005)
27	Meg Henican (vs. Wisconsin, 2005)
27	Meg Henican (vs. Valparaiso, 2004)
26	Nicole Coates (vs. Minnesota, 1993)
23	Angie Harris (vs. Wisconsin, 1997)
23	Meg Henican (vs. Charleston, 2002)



Mary Kay Waller's 14 blocks in the upset of Penn State in the first round of the 1988 NCAA Championship remain the most ever by an Irish player in the NCAA's.

2005 COLLEGE STATION REGION Second Round (Dec. 2, 2005) Notre Dame, Ind. (Joyce Center)

	K-E-A	Pct.	SA	D	B
Courtnie Paulus (6)	8-6-32	.062	1	12	2
Julie Purcell (1)	16-3-35	.371	0	3	0
Brittney Aldridge	4-1-12	.250	0	0	2
Lindsay Anderson (3)	18-10-52	.154	0	9	0
Lauren Greenwood (18)	0-0-2	.000	2	13	0
Chelsy Hyser	3-7-21	-.190	0	3	3
Lizzie Carlson (1)	0-0-1	.000	0	12	0
Cally Stolbach (1)	0-0-0	.000	1	0	0
Stephanie Jurvich (19)	6-1-10	.500	1	0	3
Christie Gardner (2)	0-0-0	.000	0	19	0
TOTALS	55-28-165	.164	5	71	5

	K-E-A	Pct.	SA	D	B
Mallorie Croal	4-5-20	-.050	0	3	0
Lauren Kelbley	13-1-23	.522	1	3	0
Ashley Tarutis (46)	2-1-8	.125	1	7	0
Carolyn Cooper (2)	9-1-22	.364	0	7	8
Adrianna Stasiuk (1)	16-4-33	.364	0	10	4
Danielle Herndon	0-0-0	.000	1	9	0
Madison Clark	0-0-0	.000	0	0	0
Kelly Burrell	0-0-0	.000	0	2	0
Meg Henican (1)	0-0-0	.000	0	21	0
Ellen Heintzman	0-2-4	-.500	0	1	1
Lauren Brewster	10-2-36	.222	0	1	9
Justine Stremick (1)	0-0-0	.000	0	0	1
TOTALS	54-16-146	.260	3	64	16

Northwestern (0)	27	30	28
No. 11 Notre Dame (3)	30	32	30

2005 COLLEGE STATION REGIONAL Round of 16 (Dec. 9, 2005) College Station, Texas (G. Rollie White Coliseum)

	K-E-A	Pct.	SA	D	B
Jackie Simpson (67)	3-1-16	.125	1	12	4
Aubrey Meierotto (1)	11-4-50	.140	1	8	7
Maria Carlini (1)	22-9-45	.289	1	15	6
Taylor Reineke (1)	15-3-33	.364	0	1	9
Audra Jeffers (1)	16-4-41	.293	0	2	2
Shelia Shaw (4)	12-2-26	.385	0	3	4
Amanda Berkley (1)	0-0-0	.000	0	11	0
Amy Bladow	0-0-0	.000	0	0	0
Jocelyn Wack (1)	0-0-1	.000	0	36	0
Megan Mills	0-0-0	.000	1	18	0
TOTALS	79-23-212	.264	4	106	18.5

	K-E-A	Pct.	SA	D	B
Mallorie Croal (1)	18-7-50	.220	0	7	4
Lauren Kelbley (2)	18-8-40	.250	1	5	1
Ashley Tarutis (58)	3-2-12	.083	1	19	0
Carolyn Cooper (3)	5-3-24	.083	1	9	5
Adrianna Stasiuk	15-7-58	.138	1	20	2
Danielle Herndon	1-0-1	1.000	3	10	3
Madison Clark	0-0-0	.000	0	1	0
Kelly Burrell	0-0-0	.000	0	0	0
Meg Henican (2)	0-0-0	.000	1	27	0
Lauren Brewster	17-8-49	.184	0	1	7
Justine Stremick (1)	0-0-0	.000	0	0	0
TOTAL	77-35-234	.179	8	99	12

No. 12 Wisconsin (3)	30	28	30	25	15
No. 9 Notre Dame (2)	25	30	25	30	9

2006 MADISON REGION First Round (Dec. 1, 2006) Madison, Wis. (Wisconsin Field House)

	K-E-A	Pct.	SA	D	B
Jackie Simpson (51)	1-0-5	.200	0	11	5
Brittney Dolgner (1)	21-3-33	.545	1	11	0
Maria Carlini (1)	10-6-30	.133	1	5	1
Amy Bladow (4)	5-4-16	.062	1	5	3
Taylor Reinke (1)	11-1-24	.417	0	0	7
Audra Jeffers	14-3-30	.367	0	8	3
Amanda Berkley (1)	0-0-0	.000	0	8	0
Jocelyn Wack	0-0-0	.000	0	12	0
Megan Mills	0-0-1	.000	0	5	0
TOTALS	62-17-139	.324	3	58	19

	K-E-A	Pct.	SA	D	B
Mallorie Croal	10-3-25	.280	2	10	3
Christina Kaelin	8-5-27	.111	0	1	1
Kim Kristoff	7-2-17	.294	2	1	2
Adrianna Stasiuk	12-4-29	.276	1	5	1
Jamel Nicholas (25)	0-0-0	.000	1	5	0
Justine Stremick	8-4-20	.200	0	0	3
Serinity Phillips (5)	6-3-25	.120	0	2	0
Ashley Tarutis (20)	0-0-3	.000	1	9	0
Danielle Herndon	0-0-1	.000	0	17	0
TOTAL	51-21-147	.204	7	50	10

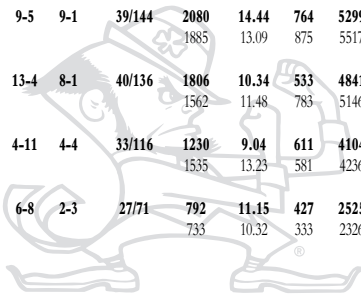
Notre Dame (0)	34	26	21
No. 10 Wisconsin (3)	36	30	30

Note: Assists in parentheses following name.

Year-by-Year Team Statistics

Team Records and Offensive Stats

Year	Record	Home	Away	Neutral	MP/GP	Kills	Kills/gm	Errors	TA	Pct.	Ast	Ast/gm	Aces	Aces/gm	SE	Digs	Digs/gm	BS	TB	Blocks/gm	
2007	ND	15-13	9-4	4-6	2-3	28/110	1755	15.95	644	4416	.252	1621	14.74	138	1.25	242	1659	15.08	477	339.5	3.09
	Opp.						1714	15.58	757	4394	.218	1565	14.23	113	1.03	209	1687	15.34	74	268.5	2.44
2006	ND	18-14	8-4	6-7	4-3	32/114	1818	15.95	719	4889	.225	1685	14.78	178	1.56	211	2018	17.70	97	325	2.85
	Opp.						1714	15.04	773	4794	.196	1554	13.63	135	1.18	203	1981	17.38	62	289.5	2.54
2005	ND	30-4	15-1	10-1	5-2	34/124	1980	15.97	671	5214	.251	1824	14.71	188	1.52	248	2233	18.01	174	441	3.56
	Opp.						1812	14.61	956	5382	.159	1662	13.40	99	0.80	254	2176	17.55	63	285.5	2.30
2004	ND	21-9	6-5	9-4	6-0	30/112	1712	15.29	665	4616	.227	1556	13.89	162	1.45	249	1859	16.60	117	377.5	3.37
	Opp.						1670	14.91	817	4735	.180	1547	13.81	108	0.96	225	1906	17.02	43	260.5	2.33
2003	ND	23-7	13-2	7-4	3-1	30/109	1694	15.54	600	4351	.251	1523	13.97	157	1.44	246	1687	15.48	116	406	3.72
	Opp.						1621	14.87	860	4603	.165	1460	13.39	103	0.94	241	1709	15.68	60	236	2.17
2002	ND	24-8	14-1	7-6	4-2	32/113	1772	15.68	611	4389	.265	1597	14.13	167	1.48	289	1743	15.42	109	414	3.66
	Opp.						1636	14.48	864	4656	.166	1495	13.23	147	1.30	257	1674	14.81	56	222	1.96
2001	ND	22-7	12-0	7-2	3-5	29/103	1538	14.93	579	3752	.256	1404	13.63	182	1.77	264	1482	14.39	81	353	3.42
	Opp.						1444	14.02	804	4075	.157	1296	12.58	156	1.51	236	1387	13.47	52	207	2.01
2000	ND	26-7	13-4	8-2	5-1	33/113	1970	17.43	654	4568	.288	1789	15.83	194	1.72	278	1672	14.80	67	331	2.93
	Opp.						1692	14.97	802	4527	.197	1539	13.62	174	1.54	248	1567	13.87	65	281	2.49
1999	ND	20-9	10-2	7-5	3-2	29/98	1495	15.26	519	3463	.282	1377	14.05	147	1.50	222	1304	13.31	64	314	3.20
	Opp.						1477	15.07	709	3806	.202	1327	13.54	166	1.69	249	1195	12.19	44	207	2.12
1998	ND	18-13	9-2	5-9	4-2	31/116	1683	14.51	697	4584	.215	1522	13.21	123	1.06	195	1773	15.28	80	681	3.28
	Opp.						1836	15.83	901	5000	.187	1575	13.58	170	1.466	258	1889	16.284	56	427	2.08
1997	ND	25-9	10-3	9-4	6-2	34/119	1972	16.57	686	4702	.274	1751	14.71	186	1.56	322	1736	14.59	52	323	2.71
	Opp.						1731	14.55	815	4677	.196	1567	13.17	149	1.25	294	1728	14.52	85	294	2.47
1996	ND	22-12	13-5	7-5	2-2	34/119	1821	15.30	733	4622	.235	1634	13.73	206	1.73	200	1797	15.10	46	330	2.77
	Opp.						1703	14.31	810	4647	.192	1472	12.37	132	1.11	263	1745	14.66	58	260	2.19
1995	ND	27-7	13-1	10-4	4-2	34/117	1909	16.32	649	4651	.271	1759	15.03	198	1.69	305	1880	16.07	81	302	2.59
	Opp.						1586	13.56	772	4573	.178	1381	11.80	131	1.12	264	1775	15.17	67	240	2.05
1994	ND	33-4	17-0	11-2	5-2	37/127	1991	15.68	709	5013	.256	1756	13.83	256	2.02	352	2123	16.72	75	321	2.53
	Opp.						1604	12.63	822	4940	.158	1438	11.32	161	1.27	338	2020	15.91	90	257	2.02
1993	ND	27-8	12-1	10-4	5-3	35/125	1940	15.52	710	5119	.240	1664	13.31	196	1.57	295	2121	16.97	69	333	2.66
	Opp.						1743	13.94	818	5160	.179	1508	12.06	177	1.42	327	1961	15.69	84	254	2.03
1992	ND	30-8	16-1	8-5	6-2	38/132	1952	14.79	791	5172	.224	1690	12.80	240	1.82	317	2407	18.23	91	350	2.65
	Opp.						1661	12.58	822	5215	.161	1423	10.85	166	1.26	269	2423	18.36	93	254	1.92
1991	ND	26-10	8-1	10-3	8-6	36/140	1984	14.17	773	5180	.234	1679	11.99	219	1.56	319	2389	17.06	105	428	3.06
	Opp.						1858	13.27	952	5517	.164	1561	11.15	207	1.47	348	2240	16.00	89	245	1.75
1990	ND	9-27	3-11	1-9	5-7	36/132	1605	12.16	720	4699	.188	1370	10.38	204	1.55	299	1596	12.09	112	301	2.28
	Opp.						1827	13.84	656	4550	.257	1508	11.42	241	1.82	261	1846	13.98	103	284	2.15
1989	ND	14-17	8-8	3-5	3-4	31/125	1867	14.94	921	5090	.186	1541	12.33	206	1.65	392	1900	15.20	115	299	2.39
	Opp.						1720	13.76	852	4711	.184	1418	11.34	209	1.67	322	1989	15.91	136	332	2.66
1988	ND	19-12	11-2	5-6	3-4	31/118	1785	15.13	652	4633	.245	1483	12.57	185	1.57	303	1838	15.58	139	421	3.57
	Opp.						1757	14.89	797	4834	.198	1518	12.86	211	1.78	295	1777	15.06	110	292	2.47
1987	ND	30-9	12-3	9-5	9-1	39/144	2080	14.44	764	5299	.248	1772	12.31	234	1.63	345	2255	15.66	159	382	3.35
	Opp.						1885	13.09	875	5517	.183	1597	11.09	223	1.55	349	2233	15.85	96	304	2.11
1986	ND	33-7	12-2	13-4	8-1	40/136	1806	10.34	533	4841	.263	1469	10.78	213	1.56	337	1779	13.08	181	451	3.31
	Opp.						1562	11.48	783	5146	.151	1287	9.46	188	1.38	309	1606	11.81	91	207	1.53
1985	ND	12-21	4-6	4-11	4-4	33/116	1230	9.04	611	4104	.151	1023	8.82	131	1.13	202	1870	16.12	162	407	3.51
	Opp.						1535	13.23	581	4236	.225	1321	11.39	199	1.71	302	1840	15.86	135	293	2.52
1984	ND	14-13	6-2	6-8	2-3	27/71	792	11.15	427	2525	.145	—	—	137	1.93	177	507	7.14	102	222	3.12
	Opp.						735	10.32	333	2326	.172	—	—	122	1.72	188	513	7.23	120	241	3.39



The Last Time

TEAM

... lost the first game in a win – 8.8.07 – vs. Alabama (3-2)
... lost the first two games in a win – 8.5.03 – vs. Houston (3-2)
... was down 2-1 in a win – 8.16.07 – at #22 Santa Clara (3-2)
... won the first game in a loss – 8.30.07 – vs. Villanova (2-3)
... won the first two games in a loss – 8.15.07 – vs. #11 California
... was up 2-1 in a loss – 8.15.07 – vs. #11 California
... beat a ranked opponent – 11.11.07 – vs. #17 Louisville (3-1)
... beat a top-10 opponent – 11.20.05 – at #7 Louisville (3-2)
... beat a top-5 opponent – 8.25.93 – vs. #3 Nebraska (3-1)

KILLS

... five players had 10+ kills – 8.22.07 – at Pittsburgh (L, 1-3)
Serenity Phillips (14), Kellie Sciacca (14), Megan Fesl (13), Justine Stremick (10), Adrianna Stasiuk (14)
... six players had 10+ kills – never
... four players had 15+ kills – 12.9.05 – vs. #12 Wisconsin (L, 2-3)
Mallorie Croal (18), Lauren Kelbley (18), Lauren Brewster (17), Adrianna Stasiuk (15)
... five players had 15+ kills – never
... 20+ kills – 11.16.07 – vs. Cincinnati (W, 3-1) – Megan Fesl (21), Adrianna Stasiuk (20)
... 20+ kills without an error – 9.9.03 – vs. Valparaiso (W, 3-0) – Emily Loomis (24)
... two players had 20+ kills – 11.16.07 – vs. Cincinnati (W, 3-1)
Megan Fesl (21), Adrianna Stasiuk (20)
... 25+ kills – 11.17.06 – at Cincinnati (W, 3-2) – Mallorie Croal (25)
... two players had 25+ kills – 10.13.95 – at Georgia Tech (L, 2-3) – Jenny Birkner (28), Angie Harris (26)
... 30+ kills – 10.29.00 – at Connecticut (W, 3-2) – Christi Girton (31)
... no player had 10+ kills – 10.19.07 – vs. DePaul (W, 3-0)
leaders: Kellie Sciacca (9), Adrianna Stasiuk (9)
... 20+ kills and 20+ digs – 11.17.06 – at Cincinnati (W, 3-2)
Adrianna Stasiuk (23 / 26)
... triple-double – 10.13.04 – vs. Illinois State (W, 3-2)
Lauren Brewster (17 K – 13 D – 11 B), Adrianna Stasiuk (14 K – 11 D – 11 B)

DIGS

... five players had 10+ digs – 8.9.07 – vs. Alabama (W, 3-2) – Serenity Phillips (10), Ashley Tarutis (15), Megan Fesl (19), Adrianna Stasiuk (16), Angela Puente (15)
... six players had 10+ digs – 10.1.96 – vs. Ball State (L, 2-3), Lindsay Treadwell (19), Angie Harris (13), Jenny Birkner (13), Kristina Ervin (12), Jaimie Lee (12), Mary Leffers (10)
... seven players had 10+ digs – 10.13.92 – vs. Bowling Green (W, 3-2), Jessica Fiebelkorn (34), Cynthia May (22), Shannon Tuttle (15), Alicia Turner (14), Brett Hensel (13), Christy Peters (13), Nicole Coates (13) [Notre Dame record]
... three players had 15+ digs – 12.9.05 – vs. Wisconsin (L, 2-3), Meg Henican (27), Adrianna Stasiuk (20), Ashley Tarutis (19)
... four players had 15+ digs – 10.23.07 – at LSU (L, 2-3) – Serenity Phillips (17), Adrianna Stasiuk (21), Jamel Nicholas (16), Megan Dunne (23)
... five players had 15+ digs – 9.5.92 – vs. Kentucky (W, 3-2), Christy Peters (36), Jessica Fiebelkorn (31), Brett Hensel (17), Alicia Turner (17), Cynthia May (16)
... six players had 15+ digs – 11.9.86 – vs. Pittsburgh (W, 3-1), Taryn Collins (31), Maureen Shea (23), Kathy Cunningham (19), Zanette Bennett (19), Mollie Merchant (16), Kathleen Morin (15) [Notre Dame record]
... 20+ digs – 10.27.07 – at Connecticut (L, 1-3) – Adrianna Stasiuk (21)
... 25+ digs – 11.17.06 – at Cincinnati (W, 3-2) Danielle Herndon (34) and Adrianna Stasiuk (26)
... 30+ digs – 11.17.06 – at Cincinnati (W, 3-2) Danielle Herndon (34)
... 35+ digs – 12.1.05 – vs. Dayton (W, 3-2), Meg Henican (43) [Notre Dame record]
... 40+ digs – 12.1.05 – vs. Dayton (W, 3-2), Meg Henican (43) [Notre Dame record]
... two players had 20+ digs – 10.23.07 – at LSU (L, 2-3) – Megan Dunn (23), Adrianna Stasiuk (21)
... two players had 25+ digs – 11.17.06 – at Cincinnati (W, 3-2) Danielle Herndon (34) and Adrianna Stasiuk (26)
... two players had 30+ digs – 9.5.92 – vs. Kentucky (W, 3-2), Christy Peters (36), Jessica Fiebelkorn (31)
... team had 80+ digs – 10.27.07 – at Connecticut (L, 1-3), 80
... team had 90+ digs – 10.23.07 – at LSU (L, 2-3), 96
... team had 100+ digs – 12.9.05 – at Cincinnati (W, 3-2), 110

BLOCKS

... 10+ blocks – 8.30.07 – vs. Villanova (L, 2-3) – Kellie Sciacca (11), Justine Stremick (11)
... 15+ blocks – 10.11.87 – vs. Minnesota (W, 3-1), Mary Kay Waller (16)
... 4+ solo blocks – 8.30.07 – vs. Villanova (L, 2-3) – Justine Stremick (4)
... 5+ solo blocks – 9.8.90 – vs. Saint Louis (W, 3-2), Jessica Fiebelkorn (6)
... two players had 10+ blocks – 8.30.07 – vs. Villanova (L, 2-3) – Kellie Sciacca (11), Justine Stremick (11)
... three players had 10+ blocks – 10.13.04 – vs. Illinois State (W, 3-2), Lauren Brewster (11), Emily Loomis (11), Adrianna Stasiuk (11), and Carolyn Cooper (10)
... team had 20+ blocks – 8.30.07 – vs. Villanova (L, 2-3) – 22.0
... team had 25+ blocks – 10.14.04 – vs. Illinois State (W, 3-2) – 25.5
... team had 30+ blocks – 10.13.95 – at Georgia Tech (L, 2-3) – 32

ACES

... 5 aces – 10.19.07 – vs. DePaul (W, 3-0) – Kim Kristoff (5)
... 6 aces – 10.16.06 – vs. Marquette (W, 3-1), Adrianna Stasiuk (6)
... 7+ aces – 10.20.95 – vs. Syracuse (W, 3-0), Angie Harris (9)
... team had 10+ aces – 10.19.07 – vs. DePaul (W, 3-0) – 10
... team had 15+ aces – 9.19.04 – at South Carolina (L, 1-3) – 15
... team did not have an ace – 10.22.06 – vs. St. John's (L, 0-3)
[previously had an ace in 224 straight matches]

HITTING PERCENTAGE

... .500+ – 11.4.07 – vs. South Florida (W, 3-1) – Kellie Sciacca (10-1-18, .500)
... .600+ – 11.17.07 – vs. #21 Louisville (L, 0-3) – Kellie Sciacca (14-2-19, .632)
... .700+ – 10.6.07 – vs. Rutgers (W, 3-0) – Justine Stremick (13-1-17, .706)
... .800+ – 9.22.00 – vs. Wyoming (W, 3-0) – Malinda Goralcki (10-0-12, .833)
... .900+ – 10.19.92 – at Evansville (W, 3-0) – Marilyn Cragin (11-0-12, .917)
... team hit over .400 – 10.19.07 – vs. DePaul (W, 3-0) – .457 (45-8-81)
... team hit over .500 – 10.15.05 – at DePaul (W, 3-0) – .522 (53-6-90)
... team hit over .300 in match longer than three games – 9.24.06 – vs. Villanova (W, 3-1)
... team hit over .400 in match longer than three games – 11.15.86 – vs. Rhode Island (W, 3-1)
... team hit .500+ in a game – 11.2.07 – vs. Georgetown (W, 3-0) – .515 (20-3-33) in 1st game
... team hit .600+ in a game – 10.19.07 – vs. DePaul (W, 3-0) – .600 (19-1-30) in 1st game
... team hit .700+ in a game – 10.15.05 – at DePaul (W, 3-0) – .812 (14-1-16) in 2nd game [Notre Dame record]
... opponent hit over .300 as a team – 8.14.07 – vs. UC Santa Barbara (L, 2-3) – .303 (65-18-155)
... opponent hit over .350 as a team – 11.17.07 – vs. #17 Louisville (L, 0-3) – .363 (54-13-113)
... team held an opponent under .100 – 11.2.07 – vs. Georgetown (W, 3-0) – .031 (21-18-98)
... team held an opponent under .000 – 10.19.07 – vs. DePaul (W, 3-0) – -.034 (22-25-88)
... team held an opponent under -.100 – 11.9.01 – vs. St. John's (W, 3-0) – -.101 (23-33-99)
... team hit less than .200 – 10.23.07 – at LSU (L, 2-3) – .023 (41-28-129)
... team hit less than .100 – 9.9.06 – vs. Kansas State (L, 0-3) – .023 (41-38-129)
... team hit less than .150 in a won – 10.31.04 – at Villanova (W, 3-0) – .115 (36-21-131)

ASSISTS

... 60+ assists – 11.4.07 – vs. South Florida (W, 3-1) – Ashley Tarutis (63)
... 70+ assists – 11.24.00 – at #3 USC (L, 2-3) – Denise Boylan (70)
... 80+ assists – 10.8.00 – at Pittsburgh (W, 3-1) – Denise Boylan (86)
... 90+ assists – 10.13.95 – at #25 Georgia Tech (L, 2-3) – Carey May (96)
... two players had 20+ assists – 8.30.07 – vs. Villanova (L, 2-3) – Ashley Tarutis (38), Jamel Nicholas (21)



Year-by-Year Results

1980 - WON 3 • LOST 19

9.19	at Tri-State	L	9-15, 10-15, 12-15
9.22	at Valparaiso	L	9-15, 13-15
9.22	at Purdue-Calumet	W	12-15, 15-12, 15-11
10.8	at Indiana State	L	5-15, 8-15, 4-15
10.14	Chicago State	L	3-15, 12-15, 15-8, 10-15
10.16	at Anderson	W	11-15, 16-14, 15-10
10.16	at Manchester	L	11-15, 1-15
10.18	at St. Joseph's (Ind.)	L	2-15, 8-15, 6-15
10.27	Taylor	L	8-15, 15-13, 2-15
10.29	at Saint Mary's	L	6-15, 4-15
10.29	at Goshen	L	4-15, 7-15
11.4	at Purdue-Calumet	L	10-15, 4-15
11.4	at Bethel	L	14-16, 4-15
11.13	at St. Francis (Ind.)	L	2-15, 5-15
11.13	at Saint Mary's	L	6-15, 15-17
11.14	at Illinois Central	L	12-15, 0-15
11.14	at Central Michigan	L	13-15, 1-15
11.15	at IUPU-Fort Wayne	L	10-15, 8-15
11.16	at Southwest Michigan	L	6-15, 15-13, 6-15

Indiana Division II State Tournament (Hammond, Ind.)

11.20	vs. Valparaiso	L	2-15, 14-16
11.20	vs. St. Francis (Ind.)	W	15-10, 4-15, 15-13

1981 - WON 14 • LOST 22

(Hammond, Ind.)

9.21	at Purdue-Calumet	L	15-12, 13-15, 10-15
9.21	vs. Valparaiso	W	11-15, 15-13, 15-7

(Huntington, Ind.)

9.24	at Huntington	L	15-7, 13-15, 11-15
9.24	vs. Taylor	W	15-12, 16-14

(Chicago, Ill.)

9.28	at Chicago State	L	15-11, 12-15, 10-15
9.28	vs. Loyola-Chicago	L	4-15, 15-17

9.30	Indiana State	L	3-15, 0-15
9.30	St. Joseph's (Ind.)	L	14-16, 16-14, 12-15
10.2	Saint Mary's	L	12-15, 16-14, 11-15
10.4	IUPU-Fort Wayne	W	17-15, 11-15, 16-14

(Greencastle, Ind.)

10.6	at DePauw	W	15-9, 15-5
10.6	vs. Butler	L	10-15, 11-15

10.8	Oakland City	W	16-14, 6-15, 15-4, 15-8
------	--------------	---	-------------------------

College of St. Francis Tournament (Joliet, Ill.)

10.9	vs. Wisconsin-Parkside	L	15-9, 9-15, 5-15
10.9	vs. Concordia	W	15-12, 15-13
10.10	vs. St. Xavier	L	0-15, 4-15
10.10	at St. Francis (Ind.)	L	15-9, 16-14

(Anderson, Ind.)

10.13	at Anderson	W	7-15, 15-6, 15-11
10.13	vs. Saint Mary's	L	17-19, 6-15
10.13	vs. IUPUI	W	15-11, 15-5
10.13	vs. Manchester	W	15-8, 15-10

10.15	Butler	L	15-8, 11-15, 15-8
10.18	at Colgate	L	4-15, 15-9, 7-15, 15-13, 5-15
10.19	at Rochester	W	15-13, 7-15, 15-7, 15-7

(Rochester, N.Y.)

10.21	vs. East Stroudsburg	L	15-7, 15-9, 8-15
10.21	at Ithaca	L	9-15, 13-15

10.22	at Syracuse	L	15-11, 7-15, 12-15, 7-15
10.26	at St. Francis (Ind.)	L	10-15, 15-7, 9-15, 15-10, 11-15
10.28	Goshen	W	15-11, 15-11, 13-15, 13-15, 15-8
11.1	IUPU-Fort Wayne	W	forfeit
11.3	Purdue-Calumet	L	11-15, 15-10, 5-15
11.3	Bethel	W	12-15, 15-6, 15-8

(Benton Harbor, Mich.)

11.5	at Lake Michigan	L	1-15, 8-15
11.5	vs. Southwest Michigan	W	15-10, 15-7

Association for Intercollegiate Athletics for Women Tournament (Valparaiso, Ind.)

11.13	vs. St. Francis (Ind.)	L	1-15, 8-15
11.13	vs. Indiana Central	L	3-15, 9-15

1982 - WON 25 • LOST 9

9.9I	U-South Bend	W	15-1, 15-8, 15-2
------	--------------	---	------------------

Wolverine Invitational (Ann Arbor, Mich.)

9.11	vs. Lake Superior	W	16-14, 7-15, 15-7
9.11	vs. Wayne State	L	15-11, 5-15, 6-15
9.11	at Michigan	L	11-15, 3-15
9.11	vs. Grand Valley	W	15-13, 15-9
9.11	vs. Wayne State	L	12-15, 6-15

9.14	Michigan State	W	17-15, 15-7, 11-15, 9-15, 15-1
9.16	Hope	W	15-6, 15-8, 15-8
9.18	Saint Mary's	W	15-5, 15-8, 15-2
9.20	Southwest Michigan	W	15-7, 15-1, 16-14
9.23	at IUPU-Fort Wayne	W	15-8, 15-10, 15-6
9.30	at Bethel	W	15-6, 15-8, 15-3
10.2	St. Francis (Ind.)	W	15-10, 11-15, 15-6, 19-17
10.2	Lake Michigan	L	11-15, 12-15
10.6	at St. Francis (Ind.)	L	15-8, 15-7, 11-15, 14-16, 9-15

IUPU-Fort Wayne Invitational (Fort Wayne, Ind.)

10.9	vs. Franklin	L	13-15, 15-11, 13-15
10.9	vs. St. Joseph's (Ind.)	L	4-15, 6-15
10.9	vs. Kalamazoo	W	15-12, 15-17, 15-11

10.12	at Southwest Michigan	W	15-6, 15-14
10.12	at Kellogg	W	15-6, 15-4

(Chicago, Ill.)

10.14	at Chicago State	W	15-14, 15-11
10.14	vs. Olivet Nazarene	W	15-6, 15-3

10.20	at Saint Mary's	W	15-9, 15-9, 15-3
-------	-----------------	---	------------------

Penn Invitational (Philadelphia, Pa.)

10.22	at Pennsylvania	L	13-15, 4-15
10.22	vs. Cornell	W	15-7, 15-11
10.22	vs. Wake Forest	W	15-3, 15-12
10.23	vs. Colgate	W	16-14, 16-14
10.23	vs. Duke	W	15-6, 15-2
10.23	vs. Cornell	L	15-8, 13-15, 14-16

10.25	at Villanova	W	15-7, 16-14, 15-4
-------	--------------	---	-------------------

(Angola, Ind.)

11.3	at Tri-State	W	15-2, 15-2
11.3	vs. IUPU-Fort Wayne	W	15-6, 15-5
11.10	at Valparaiso	W	15-9, 15-7, 12-15, 15-12
11.12	at IU-South Bend	W	15-1, 15-12, 15-11

1983 - WON 11 • LOST 30

North Star Conference [4-7] (4-4th) North Star Tournament First Round

Wildcat Invitational (Lexington, Ky.)

9.1	vs. Lake Superior	W	16-14, 7-15, 15-7
9.2	at #13 Kentucky	L	4-15, 3-15, 4-15
9.2	vs. Oral Roberts	L	3-15, 3-15, 11-15
9.2	vs. Ball State	L	10-15, 9-15, 12-15
9.2	vs. Texas A&M	L	12-15, 15-7, 9-15, 12-15
9.3	vs. Bellarmine	L	15-9, 5-15, 13-15, 18-16, 7-15
9.3	vs. Miami (Ohio)	L	11-15, 15-17, 11-15
9.3	vs. Evansville	L	10-15, 7-15, 14-16
9.3	vs. Morehead State	L	9-15, 7-15, 12-15

9.6	Georgia	L	8-15, 6-15, 4-15 (16)
9.8	at #16 Purdue	L	0-15, 1-15, 2-15
9.12	St. Francis (Ind.)	W	15-7, 7-15, 15-11, 15-11

(Indianapolis, Ind.)

9.14	at Butler*	W	15-8, 10-15, 15-3, 7-15, 15-12
9.14	vs. Dayton*	L	8-15, 15-12, 15-11, 11-15, 12-15

9.17	Southwest Michigan	W	15-8, 15-8, 6-15, 15-8
9.21	Lake Michigan	W	forfeit
9.28	Wisconsin-Milwaukee	L	13-15, 5-15, 5-15
9.30	at Xavier*	W	9-15, 16-14, 15-6, 2-15, 15-7

Xavier Invitational (Cincinnati, Ohio)

10.1	vs. Bellarmine*	L	8-15, 15-7, 2-15
10.2	vs. Kentucky State*	W	15-9, 15-11
10.2	vs. DePaul*	L	9-15, 11-15

10.6	at IUPUI	W	15-13, 10-15, 15-2, 11-15, 15-10
------	----------	---	----------------------------------

Michigan State Invitational (East Lansing, Mich.)

10.14	vs. Ottawa	L	10-15, 13-15, 10-15
10.14	vs. Northwood Institute	L	10-15, 12-15, 11-15
10.15	vs. Cleveland State	L	16-18, 13-15, 6-15
10.15	at Michigan State	L	11-15, 2-15, 15-12, 12-15

10.18	St. Francis (Ill.)	L	9-15, 9-15, 15-7, 15-11, 13-15
10.20	at Southwest Michigan	W	15-9, 15-12, 14-16, 15-7
10.22	St. Xavier	W	15-7, 15-7, 15-11
10.25	at Loyola-Chicago*	L	6-15, 5-15, 15-12, 15-9, 12-15
10.26	at Saint Louis*	L	15-10, 10-15, 9-15, 15-9, 12-15
10.29	Valparaiso*	W	15-10, 6-15, 15-8, 15-7
11.1	Saint Mary's	W	15-5, 15-10, 15-6
11.5	DePaul*	L	5-15, 8-15, 5-15
11.6	Evansville*	L	7-15, 12-15, 15-11, 11-15
11.8	at IUPU-Fort Wayne*	L	15-9, 8-15, 10-15, 12-15
11.18	Saint Louis	L	2-15, 5-15, 15-8, 15-10, 3-15

Thanksgiving Tournament (Baton Rouge, La.)

11.25	vs. #7 Nebraska	L	4-15, 7-15, 1-15
11.25	vs. Houston	L	7-15, 4-15, 11-15
11.27	at Louisiana State	L	5-15, 1-15, 3-15
11.27	vs. #13 Arizona State	L	4-15, 6-15, 5-15
11.27	vs. Texas A&M	L	5-15, 3-15, 7-15

*North Star Conference match

1984 - WON 14 • LOST 13

North Star Conference [7-1] (2nd) North Star Tournament Runner-Up

9.3	#10 Purdue	L	2-15, 6-15, 8-15
9.4	IUPUI	W	11-15, 15-13, 15-2, 15-12

Illini Tournament (Champaign, Ill.)

9.7	at Illinois	L	4-15, 4-15, 3-15
9.8	vs. Georgia	L	14-16, 13-15, 7-15
9.10	at St. Francis (Ind.)	W	15-2, 15-5, 15-12
9.12	at Valparaiso*	W	15-2, 15-6, 15-10
9.15	at #16 Illinois State	L	11-15, 2-15, 12-15
9.21	DePaul*	W	15-3, 15-3, 15-12
9.22	at Wisconsin	L	13-15, 15-3, 9-15, 13-15
9.25	at Central Michigan	L	10-15, 15-13, 13-15, 6-15
10.2	Bowling Green	W	13-15, 16-14, 17-15, 16-14
10.3	at St. Francis (Ill.)	W	11-15, 15-13, 15-8, 15-4
10.5	Saint Louis*	W	15-11, 15-10, 15-6
10.6	at Indiana	L	5-15, 13-15, 5-15
10.10	Loyola-Chicago*	L	15-17, 14-16, 2-15
10.17	at #18 Purdue	L	3-15, 7-15, 6-15



Karen Sapp (1983-86), a four-year monogram winner, played for the 1983 squad that was a member of the North Star Conference (the first Irish team to participate in a conference).