



Wildcat Basketball Happens Here

17/16 KENTUCKY (5-2, 0-0 SEC)

23/23 vs Notre Dame (8-0)

Wednesday, 12/8/10 • 9:30 p.m. ET (ESPN) • Freedom Hall (18,865)

UK Media Relations • 859.257.3838 (o) • UKathletics.com
Basketball Contacts: DeWayne Peevy (DeWayne.Peevy@uky.edu),
John Hayden (John.Hayden@uky.edu)

SCHEDULE/RESULTS (5-2, 0-0 SEC)

Date	Opponent	Result/Time
N. 1	PIKEVILLE (Exh.) [FSS/BBSN]	W, 97-66
N. 5	DILLARD (Exh.) [FSS]	W, 122-54
N. 12	EAST TENNESSEE STATE [FSS]	W, 88-65
N. 19	¹ at Portland [ESPNU]	W, 79-48
N. 22	² vs. Oklahoma [ESPN2]	W, 76-64
N. 23	² vs. 13/11 Washington [ESPN]	W, 74-67
N. 24	² vs. UConn [ESPN]	L, 84-67
N. 30	Boston Univ. [FSS]	W, 91-57
D. 4	at North Carolina [CBS]	L, 75-73
D. 8	³ vs. Notre Dame [ESPN]	9:30
D. 11	INDIANA [ESPN]	5:15
D. 18	MISSISSIPPI VALLEY STATE [CSS]	8:00
D. 22	WINTHROP [FSS]	1:00
D. 28	COPPIN STATE [FSS]	7:00
D. 31	at Louisville [CBS]	Noon
J. 3	PENNSYLVANIA [ESPNU]	7:00
J. 8	* at Georgia [SEC Network]	4:00
J. 11	* AUBURN [ESPNU]	7:00
J. 15	* LSU [SEC NETWORK]	4:00
J. 18	* at Alabama [ESPN]	9:00
J. 22	* at South Carolina [ESPN]	6:00
J. 29	* GEORGIA [ESPN]	4:00
F. 1	* at Ole Miss [ESPNU]	7:00
F. 5	* at Florida [ESPN]	9:00
F. 8	* TENNESSEE [ESPN]	9:00
F. 12	* at Vanderbilt [CBS]	1:00
F. 15	* MISSISSIPPI STATE [ESPN]	7:00
F. 19	* SOUTH CAROLINA [SEC Network]	4:00
F. 23	* at Arkansas [SEC Network]	8:00
F. 26	* FLORIDA [CBS]	4:00
M. 1	* VANDERBILT [ESPN]	9:00
M. 6	* at Tennessee [CBS]	Noon
M.10-13 ⁴	SEC Tournament [SEC Network/ABC]	TBA

¹Rose Garden (Portland, Ore.); ²EA Sports Maui Invitational (Lahaina Civic Center, Maui, Ha.); ³DirecTV SEC/Big East Invitational (Freedom Hall, Louisville, Ky.); ⁴SEC Tournament (Georgia Dome, Atlanta, Ga.)

CATS PLAY IRISH IN SEC/BIG EAST INVITATIONAL

An old rivalry renews in a familiar place when Kentucky takes on Notre Dame in historic Freedom Hall as part of this year's DirecTV SEC/Big East Invitational.

UK defeated UConn in last year's SEC/Big East Invitational, 64-61 in Madison Square Garden.

The Wildcats and Fighting Irish have met 59 times, with Kentucky owning a 41-18 mark in those meetings. Thirty-two of those games have come in Louisville, Ky. where UK is 23-9 against the Irish. Furthermore, the Cats and Irish have met 23 times in Freedom Hall where Kentucky is 19-4 in the series.

Kentucky enters the game coming off a 75-73 loss at North Carolina on Saturday in Chapel Hill, N.C. Freshman guard Doron Lamb posted a career-high 24 points on 7-of-12 shooting, including 3-of-4 from 3-point range and 7-of-8 from the free-throw line.

Brandon Knight (15) and Darius Miller (13) joined Lamb in double-figures.

CAT SCRATCHES

- Kentucky is in its 108th season of basketball.
- Kentucky is the all-time NCAA leader in wins with 2,028.
- Kentucky leads the all-time series with Notre Dame 41-18, including a 23-9 mark in Freedom Hall.
- UK owns a 58-18 record in Freedom Hall and a 121-33 mark in Louisville.
- The Wildcats are 165-72 all-time against schools making up the Big East.
- Terrence Jones and Brandon Knight rank second and fifth, respectively, among the SEC scoring leaders. Doron Lamb ranks 16th in the SEC in scoring. Jones also ranks second in rebounding followed by Josh Harrellson who ranks fifth. Brandon Knight and DeAndre Liggins rank eighth and 10th, respectively in assists.
- Jones has recorded four double-doubles so far this season, ranking first nationally among freshmen. He also leads all freshmen nationally in scoring (19.0) and ranks second in rebounding (9.6) among freshmen.

GAMECENTER

Kentucky Wildcats		Notre Dame Fighting Irish	
Record:	5-2, 0-0 in SEC	Record:	8-0, 0-0 in Big East
Rankings:	No. 17 (AP)/No. 16 (Coaches)	Rankings:	No. 23 (AP)/No. 23 (Coaches)
Last Game:	Lost at North Carolina, 75-73	Last Game:	Def. Indiana State, 81-72
Head Coach:	John Calipari	Head Coach:	Mike Brey
Overall Record:	485-145 (.770)	Overall Record:	318-165 (.658)
at UK:	40-5 (.889)	at Notre Dame:	219-113 (.660)
Calipari vs. Notre Dame:	0-0	Brey vs. Kentucky:	1-4
Last five games:	3-2	Last five games:	5-0

PROJECTED STARTERS*

Kentucky Wildcats				Notre Dame Fighting Irish					
P #	Name	Pts.	Rebs.	Assts	P #	Name	Pts.	Rebs.	Assts
G 1	Darius Miller	10.3	5.3	1.8	F 1	Tyrone Nash	12.5	7.0	3.3
• Shooting 53.8 pct. from 3-point range				• Team high 23 offensive rebounds					
F 3	Terrence Jones	19.0	9.6	2.3 [^]	G 14	Scott Martin	9.4	4.7	1.7
• Team leader in blocks 16, second in steals with 10				• 15 points, 5 rebounds vs. Indiana State					
G 12	Brandon Knight	17.0	3.3	3.4	F 21	Tim Abromaitis	15.6	6.9	2.3
• Team-high 24 assists				• Shooting 83.3 pct. from free-throw line					
G 34	DeAndre Liggins	9.1	3.9	3.3	G 23	Ben Hansbrough	15.8	3.9	4.0
• Assist-turnover ratio is 2.3				• Shooting 54.8 pct. from 3-point range (23-42)					
F 55	Josh Harrellson	5.0	8.6	1.3 [^]	F 34	Carleton Scott	11.0	7.8	2.1 [^]
• Team leader in offensive rebounds with 26				• Team leader in blocks					

*Based on previous game's starters; [^]blocks; --steals

IT HAPPENS HERE

ABOUT THE GAME

TELEVISION • ESPN

Play-by-Play Brad Nessler
Analyst Jimmy Dykes
Producer Tim Sullivan

RADIO • BIG BLUE SPORTS NETWORK

Play-by-Play Tom Leach
Analyst Mike Pratt
XM/Sirius Channel: UK Feed: 217/199 ND Feed: 159/117

NOTRE DAME MEDIA INFO

Contact Bernadette Cafarelli
Phone 574.631.7516
Email cafarelli.1@nd.edu

ASSOCIATED PRESS

DECEMBER 6

No.	Team	W-L	Pts.	Pvs.
1.	Duke (65)	8-0	1625	1
2.	Ohio State	6-0	1534	2
3.	Pittsburgh	9-0	1494	3
4.	Kansas	7-0	1403	4
5.	Kansas State	7-1	1291	5
6.	Connecticut	7-0	1285	7
7.	Michigan State	6-2	1168	6
8.	Syracuse	8-0	1126	8
9.	Georgetown	8-0	1011	16
10.	Baylor	6-0	990	11
11.	Tennessee	6-0	914	13
12.	Villanova	6-1	870	12
13.	Memphis	7-0	802	14
14.	San Diego State	8-0	759	17
15.	Missouri	6-1	726	9
16.	Illinois	8-1	715	20
17.	Kentucky	5-2	557	10
18.	Brigham Young	8-0	515	21
19.	Purdue	7-1	432	22
20.	UNLV	8-0	426	24
21.	Washington	5-2	302	23
22.	Minnesota	7-1	294	15
23.	Notre Dame	8-0	291	25
24.	Louisville	6-0	162	27
25.	Texas	6-2	146	19

USA TODAY/ESPN COACHES

DECEMBER 6

No.	Team	W-L	Pts.	Pvs.
1.	Duke (31)	8-0	775	1
2.	Ohio State	6-0	734	2
3.	Pittsburgh	9-0	715	3
4.	Kansas	7-0	685	4
5.	Kansas State	7-1	589	5
6.	Connecticut	7-0	587	9
7.	Syracuse	8-0	581	7
8.	Michigan State	6-2	558	6
9.	Baylor	6-0	487	10
10.	Georgetown	8-0	481	14
11.	Missouri	6-1	417	8
12.	Villanova	6-1	396	12
13.	Tennessee	6-0	376	17
14.	Memphis	7-0	332	15
15.	San Diego State	8-0	315	19
16.	Kentucky	5-2	284	11
17.	Illinois	8-1	280	21
18.	Purdue	7-1	259	18
19.	UNLV	8-0	233	23
20.	Minnesota	7-1	222	13
21.	Brigham Young	8-0	162	25
22.	Washington	5-2	151	22
23.	Notre Dame	8-0	109	26
24.	Florida	6-2	92	16
25.	Texas	6-2	85	20

WEEKLY RANKINGS

DATE	AP	COACHES
Preseason	11	10
November 15	12	13
November 22	8	9
November 29	10	11
December 6	17	16

MEDIA INFORMATION

MEDIA AVAILABILITY

Player interviews are conducted prior to practices and will be available to all UK media on the Joe Craft Center practice court. Coach John Calipari will meet with members of the media immediately following player interviews either on the practice court or in the Memorial Coliseum media room. Time and location will be announced by the UK Media Relations office.

INTERVIEWS

Media wishing to interview UK coach John Calipari are asked to notify DeWayne Peevy with UK Media Relations at 859.257.3838. No interviews will be allowed the day of a game. All interviews with Kentucky student-athletes must be coordinated through John Hayden with UK Media Relations. Telephone interviews will be fulfilled at a time that does not interfere with the player's academic or practice schedule.

POSTGAME INTERVIEWS

The Kentucky locker room is closed to the media following games. Coach Calipari and player interviews will be conducted in the Rupp Arena Interview Room following a brief cooling-off period.

SEC TELECONFERENCE

The SEC conducts weekly teleconferences with the league's coaches. The teleconferences run every Monday from Jan. 3 to March 7.

TIME (ET) COACH

11:00 - Kevin Stallings (Vanderbilt)
 11:07 - Billy Donovan (Florida)
 11:14 - Darrin Horn (South Carolina)
 11:21 - Mark Fox (Georgia)
 11:28 - Trent Johnson (LSU)
 11:35 - John Calipari (Kentucky)

TIME (ET) COACH

11:42 - Bruce Pearl (Tennessee)
 11:49 - John Pelphrey (Arkansas)
 11:56 - Anthony Grant (Alabama)
 12:03 - Tony Barbee (Auburn)
 12:10 - Andy Kennedy (Ole Miss)
 12:17 - Rick Stansbury (Mississippi State)

BASKETBALL QUICK FACTS

QUICK FACTS

Location: Lexington, Ky.
Founded: 1865
Enrollment: 28,000
Nickname: Wildcats
Colors: Blue (PMS 286) and White
Conference: SEC (East)
Stadium: Rupp Arena (23,000)
President: Dr. Lee T. Todd, Jr.
Athletics Director: Mitch Barnhart
Faculty Representative: Joseph L. Fink III

BASKETBALL STAFF

Head Coach: John Calipari (Clarion, 1982)
Asst. Coach: Orlando Antigua (Pittsburgh, 1995)
Asst. Coach: Kenny Payne (Louisville, 2003)
Asst. Coach: John Robic (Denison, 1986)
Strength Coach: Mike Malone (Mount Union College, 2001)
Athletic Trainer: Chris Simmons (Memphis, 2002)
Director of Operations: Martin Newton (Samford, 1983)

MEDIA RELATIONS

Senior Associate AD: DeWayne Peevy (Montevallo, '96)
Asst. Media Relations Director: John Hayden (Alabama, '98)

COMMUNICATIONS • AREA CODE (859)

UK Media Relations: 257.3838
Peevy Home: 227.1779 - dewayne.peevy@uky.edu
Hayden Home: 559.9399 - john.hayden@uky.edu
Press Row: 252.3602

JOHN CALIPARI RADIO SHOW SCHEDULE

Monday, December 13	^6:00-8:00 PM ET
Monday, December 20	^6:00-8:00 PM ET
Monday, December 27	^6:00-8:00 PM ET
Wednesday, January 5	#6:00-8:30 PM ET
Monday, January 10	#6:00-8:30 PM ET
Wednesday, January 19	#6:00-8:30 PM ET
Monday, January 24	#6:00-8:30 PM ET
Wednesday, February 2	#6:00-8:30 PM ET
Wednesday, February 9	#6:00-8:30 PM ET
Monday, February 14	#6:00-8:30 PM ET
Monday, February 21	#6:00-8:30 PM ET
Monday, February 28	#6:00-8:30 PM ET
Monday, March 7	#6:00-8:30 PM ET
Monday, March 14	6:00-8:30 PM ET
Monday, March 21	6:00-8:30 PM ET
Monday, March 28	*6:00-8:30 PM ET
Tuesday, April 5	*6:00-8:30 PM ET

^~Joker Phillips at 6 pm/ followed by John Calipari at 7 pm on these dates; @~Sunday night show due to UK basketball in Maui; #~John Calipari at 6 pm on these dates; *~Broadcast if necessary

KENTUCKY NUMERICAL ROSTER

No.	Name	Pos.	Ht.	Wt.	Yr.	Exp.	Hometown (High School/College)
0	Enes Kanter	F	6-11	262	Fr.	HS	Istanbul, Turkey (Stoneridge Prep)
1	Darius Miller	G	6-7	228	Jr.	2L	Maysville, Ky. (Mason County)
2	Stacey Poole	G	6-4	195	Fr.	HS	Jacksonville, Fla. (Providence)
3	Terrence Jones	F	6-8	244	Fr.	HS	Portland, Ore. (Jefferson)
4	Jon Hood	G	6-7	202	So.	1L	Madisonville, Ky. (North Hopkins)
5	Jarrod Polson	G	6-2	185	Fr.	HS	Nicholasville, Ky. (West Jessamine)
12	Brandon Knight	G	6-3	185	Fr.	HS	Ft. Lauderdale, Fla. (Pine Crest)
20	Doron Lamb	G	6-4	195	Fr.	HS	Queens, N.Y. (Oak Hill Academy)
30	Eloy Vargas	F	6-11	250	Jr.	TR	Moca, D.R. (Miami-Dade CC)
34	DeAndre Liggins	G	6-6	210	Jr.	2L	Chicago, Ill. (Findlay Prep)
55	Josh Harrellson	F	6-10	275	Sr.	2L	St. Charles, Mo. (SW Illinois College)

LAST TIME OUT

In a back-and-forth game that saw 17 ties and 15 lead changes, the Wildcats came up on the short end of a 75-73 result in Chapel Hill against North Carolina.

Doron Lamb had career day offensively, scoring a career-high 24 points. He tied his career high for field goals made (7) and 3-pointers made (3). Lamb also posted a personal-best seven free throws, going 7-of-8 from the line.

Brandon Knight (15) and Darius Miller (13) also scored in double-figures for the Wildcats.

KEEPING UP WITH JONES

Terrence Jones had quite the coming out party in his college debut.

The freshman forward became the first Wildcat freshman since 1998-99 to record a double-double (25p, 12r) in his UK debut. He is also only the second freshman in school history with a 20-10 game in his debut, since the 1979-80 opener.

Jones then posted a career game in UK's opening game of the EA Sports Maui Invitational. Jones finished with a career-high 29 points, the second most points by a freshman in school history. He also pulled down a then career-high 13 rebounds while blocking a career high four shots. His three assists, tied his career high.

Jones didn't wait long to top that, pulling down a career-high 17 rebounds the next night against Washington, while blocking four more shots.

PARADISE FOUND FOR JONES

Terrence Jones enjoyed his time in Paradise. In three games in the EA Sports Maui Invitational, Jones averaged 23.0 points, 11.3 rebounds and 3.3 blocks in the Maui Invitational.

Jones received All-Tournament honors for his performance.

JONES AMONG ALL-TIME UK FRESHMEN

Terrence Jones has quickly put his name among some of the elite UK freshmen. Against Oklahoma, Jones tallied 29 points, tied for second most points in a game by a freshman in school history.

His next time out, he pulled down 17 rebounds against Washington, the sixth most rebounds by a freshman in school history.

And while seven games into the season might be a bit premature, Jones is currently averaging 19.0 ppg with 23 regular season games and at least two postseason games left. That translates to 608 points by season's end, which would be eight shy of John Wall's 616 freshman record.

TALE OF TWO BIG MEN

Terrence Jones had some big shoes to fill, following 2010 All-American DeMarcus Cousins. Jones isn't having any problems wearing the shoes though, posting impressive numbers in the first six games of the season.

	Cousins	Jones
PPG	16.1	19.0
RPG	8.6	9.6
APG	0.4	1.9
Dbl-Dbl	3	4

Furthermore, Jones' four double-doubles is tops among freshman nationally, with no other freshman even posting three.

ONE OF YOUNGEST TEAMS IN THE COUNTRY

Entering the season, the Wildcats rank 337 out of 346 nationally in terms of Division I experience. In other words, there are only eight teams with a younger rosters than UK.

With regards to BCS conferences, there is no team younger than the Wildcats.

	School	Yrs. of Experience
1.	Eastern Washington	4
2.	Sacramento State	5
	UT-Arlington	5
4.	Idaho	6
	Radford	6
	Seattle	6
7.	Louisiana Tech	7
	La.-Monroe	7
	San Francisco	7
10.	Kentucky	8
	California	8
	UConn	8
	Nine other teams tied	8

Italics-BCS Schools

TRADITION LADEN STRETCH

Kentucky is in the middle of a stretch of three games against three of the most storied programs in college basketball.

The Wildcats began the stretch with a 75-73 loss against North Carolina, owner of five national championships and the third most wins in college basketball history.

Now, UK sets its sites on the Notre Dame Fighting Irish who entered the season ranked ninth on the all-time wins list with 1,674. They currently have 1,682.

The stretch ends Saturday, Dec. 11, against the Indiana Hoosiers who entered the season ranked 11th on the all-time win list with 1,651 and currently boast 1,657 victories. The Hoosiers also have five national championships to their credit.

UK AS 17TH RANKED TEAM

The Wildcats have tallied a 9-3 record when playing as the 17th ranked team in the country according to the Associated Press top 25.

The last time UK played when 17th was in the 2002 Maui Invitational. The Wildcats defeated Arizona State, 82-65.

SCOUTING NOTRE DAME

Located in South Bend, Ind. (327 miles north of Lexington), Notre Dame is a member of the Big East conference.

The Fighting Irish are off to a fast start winning eight-straight to open the season, including a 3-0 championship run in the Old Spice Classic, where the Irish got wins over Georgia, Cal and Wisconsin.

Notre Dame is led by four players scoring in double figures, including Ben Hansbrough, who's averaging 15.8 points to go along with his team-best 4.0 assists per game. Tim Abromaitis ranks

2010-11 SEC STANDINGS

EASTERN DIVISION

Team	SEC	Pct.	GB	All
Tennessee	0-0	.000	--	6-0
Vanderbilt	0-0	.000	--	7-1
South Carolina	0-0	.000	--	6-1
Florida	0-0	.000	--	6-2
KENTUCKY	0-0	.000	--	5-2
Georgia	0-0	.000	--	5-2

WESTERN DIVISION

Team	SEC	Pct.	GB	All
Arkansas	0-0	.000	--	5-1
Mississippi State	0-0	.000	--	4-1
LSU	0-0	.000	--	5-2
Ole Miss	0-0	.000	--	4-2
Alabama	0-0	.000	--	4-4
Auburn	0-0	.000	--	3-4

--through 12/5

THIS WEEK IN THE SEC

DECEMBER

7 (TUESDAY)

Georgia at Georgia Tech [ESPN2].....7:00 p.m.

8 (WEDNESDAY)

11-Arkansas vs. Seton Hall [ESPN2].....7:00 p.m.
 Vanderbilt at Missouri [ESPNU]9:00 p.m.
 11-Kentucky vs. Notre Dame [ESPN]9:30 p.m.

9 (THURSDAY)

Kent State at Florida [ESPN2]7:00 p.m.

11 (SATURDAY)

12-Auburn vs. Rutgers [ESPN2]12:30 p.m.
 Alabama at Providence [ESPNU]2:00 p.m.
 Ole Miss at UALR3:00 p.m.
 12-Tennessee vs. Pittsburgh [ESPN].....3:15 p.m.
Indiana at Kentucky [ESPN].....5:15 p.m.
 Wofford at South Carolina7:00 p.m.
 Central Michigan at LSU [CST]8:00 p.m.
 East Tennessee State at Mississippi State8:00 p.m.

12 (SUNDAY)

North Carolina A&T at Mississippi State.....2:00 p.m.
 13 (Monday) Coastal Carolina at LSU8:00 p.m.
 Mississippi Valley State at Ole Miss.....8:00 p.m.
 Nicholls State at Mississippi State8:00 p.m.

14 (TUESDAY)

Oakland at Tennessee [ESPNU]7:00 p.m.
 Alabama State at Mississippi State [CSS]8:00 p.m.

15 (WEDNESDAY)

Southeastern Louisiana at Alabama [CSS]9:00 p.m.
 Auburn at South Florida.....9:00 p.m.
 Mississippi Valley State at ArkansasTBD
 Belhaven at Mississippi StateTBD

16 (THURSDAY)

McNeese State at LSU [CST]8:00 p.m.

17 (FRIDAY)

Tennessee at Charlotte [CBS College].....8:00 p.m.

all times eastern

11-SEC/Big East Invitational (Louisville, Ky.); 12-SEC/Big East Invitational (Pittsburgh, Pa.)

second on the team with a 15.6 ppg average, followed by Tyrone Nash (12.5) and Carleton Scott (11.0).

Over the course of his 15-year head coaching career and his 10 seasons at Notre Dame, Mike Brey has quietly amassed an impressive resume that includes more than 300 career victories, 10 20-win seasons and eight NCAA tournament appearances.

Brey has tallied an overall record of 318-165 (.658) and a 219-113 (.660) mark at Notre Dame.

SERIES HISTORY

Kentucky and Notre Dame have met 59 times with UK holding a 41-18 record. The Fighting Irish are the Wildcats most common opponent that has never been involved in the Southeastern Conference.

The two schools met every year between 1936-1952 and 1958-1983.

The rivalry was renewed 1988-95 and again for four years between 2001-04. The majority of their match-ups have come at neutral sites including 32 meetings in Louisville, where UK holds a 23-9 record. Of those 32 meetings, 23 have been played in Freedom Hall. UK owns a 19-4 record in those games.

The most recent meeting came in the 2009 NIT quarterfinals. Notre Dame came away with a 77-67 win that evening.

KENTUCKY-NOTRE DAME CONNECTIONS

- Notre Dame senior Ben Hansbrough is quite familiar with the Wildcats. Hansbrough is a transfer from Mississippi State where he played against Kentucky three times.

WILDCATS IN LOUISVILLE

Louisville has become UK's home away from home. Over the years, Kentucky has built up a 121-33 (.786) record in Louisville and a 58-18 (.763) mark in Freedom Hall. The majority of UK's games in Louisville have come against Notre Dame (32 games; 23-9, .719).

The Cats have played in Louisville every year since Freedom Hall opened in 1958 and have won eight of their last 10.

Only 17 of UK's 154 Derby City games have been against the hometown Louisville Cardinals, with Kentucky owning a 10-7 mark.

- The Wildcats have won eight of its last 10 in Freedom Hall and have won 25 of their last 30 in the building.

- Kentucky began playing in Louisville in 1908, when the Cats lost to Louisville Coliseum, 30-18.
- Kentucky's most impressive string of victories in Louisville came when the Cats won 32-straight games between 1946 and 1951.

- Nine of UK's 25 SEC Tournament titles were won in Louisville.
- Jodie Meeks scored 46 points in Kentucky's win over Appalachian State in Freedom Hall in the 2009 season. It was a UK scoring record in Freedom Hall.

SEC DOMINATION

Since the SEC's inception in 1932-33, the Wildcats have been the most dominant team in the league, recording an 875-243 mark (.783). Only one other team has won more than 690 regular season SEC games (Alabama) and no other team has a better winning percentage. UK has averaged 11.5 wins and only 3.2 losses per season in 76 seasons in the SEC.

- The Wildcats have won 44 SEC titles and 25 SEC Tournament Championships, more than the other 11 teams combined.

- Kentucky has won 10 of the last 18 SEC Tournament titles.

- UK has won 12 SEC East titles in the 19 seasons since the league expanded.

UK VS. THE COUNTRY

UK has played 204 of the current 347 D1 programs.

NATIONAL EXPOSURE

Kentucky has 21 games on CBS or the ESPN Family of Networks this year. The Wildcats first appeared on national television against Portland on ESPN2.

Kentucky's three games in the EA Sports Maui Invitational were nationally televised on ESPN and ESPN2.

UK has a total of 16 games televised on ESPN/ESPN2/ESPN and five games on CBS.

THREE MANIA

UK has the nation's third-longest active streak of consecutive games with a made three-pointer. UK has hit a three-pointer in 756 consecutive games, which trails only UNLV and Vanderbilt.

The Wildcats' last game without a three-pointer came 19 seasons ago against Seton Hall on Nov. 26, 1988, a "three-point" loss in the Great Alaska Shootout.

Through Dec. 4, UNLV and Vanderbilt have hit a three-pointer in every game since the three-point rule was adopted to start the 1986-87 season. Entering the 2011 season, the Rebels' streak is 776 games, while Vanderbilt's streak is 768 games.

CATS ROCK AT RUPP ARENA

- UK has won 105 of its last 128 home games. Kentucky is on a 20-game winning streak in the venerable arena. The Cats were 18-0 at home last season and are 2-0 so far this year. The Wildcats are 447-60 (.882) all-time in Rupp Arena.

- UK has won 21 national attendance titles in the building, including 14 of the last 15.

- The Rupp Arena attendance record of 24,479 was set in 2010 against Louisville on Jan. 2.

- The Wildcats have posted a remarkable 247-38 (.867) record in regular season SEC games played in Rupp.

CATS SIGN FOUR FOR 2011

Head coach John Calipari announced the signing of four of the top players in the country, giving Kentucky what many recruiting experts are calling the top-ranked class in the country for the third-straight season.

UNPARALLELED TRADITION

The Wildcats own an unparalleled tradition of success. Since 1903, the University of Kentucky has fielded 106 basketball teams. The first national championship was an NIT title in 1946. The first NCAA title came in 1948 and the latest, No. 7, occurred 1998. No other program can claim the unparalleled success that matches the Wildcats' efforts over the past century.

Highlights include:

- Seven NCAA titles (1948, 1948, 1951, 1958, 1978, 1996, 1998)

- The all-time winningest college teams:

1. Kentucky 2,028
2. Kansas 2,010
3. North Carolina 2,009
4. Duke 1,922
5. Syracuse 1,791

--through 12/5/10

- The highest all-time winning percentage in college basketball -- (.760) 2,028-640-1

- Three NCAA runner-up trophies

- 13 Final Four appearances

- A national-record 50 NCAA Tournament appearances

- 145 NCAA Tournament games

- 101 NCAA Tournament wins

- 44 SEC Championships

- 25 SEC Tournament titles

- 12 30-win seasons

- 54 20-win seasons

- 50 players chosen All-America 78 times

- 92 Wildcats drafted by the NBA

The Wildcats received National Letters of Intent from Anthony Davis (ESPN-2; Rivals-6; Scout-1), Michael Gilchrist (ESPN-3; Rivals-3; Scout-5), Marquis Teague (ESPN-6; Rivals-2; Scout-6) and Kyle Wiltjer (ESPN-16; Rivals-25; Scout-19).

COACH CAL

CAL TOPS AMONG UK COACHING LEGENDS

John Calipari has gotten of to one of the best starts of any UK head coach from 1931 to present day.

Calipari's 40-5 record in Lexington equals Tubby Smith's 40-5 start in the 1998 and 1999 seasons.

Smith posted a 45-5 record in his first 50 games at the helm of the Cats. By comparison, coaching legend Adolph Rupp was 38-7 after his first 45 games and 43-7 through his first 50.

30-WIN CAL

Last season John Calipari recorded his fifth straight 30-win season and his seventh overall.

A fifth straight 30-win season is unprecedented in the coaching circle and seven 30-win seasons ties Calipari for third most with Jim Calhoun.

CAL IS TOURNEY TESTED

Calipari knows what it takes to win a tournament, evidenced by his five-straight conference tournament titles.

Cal has posted an all-time 37-9 mark in A-10, C-USA and SEC tournaments, winning 10 conference tournaments along the way.

He's won 15-straight conference tournament games and 18 of his last 19 games.

HALL OF FAME CREDENTIALS

John Calipari already counted himself among the coaching elite in terms of coaching wins in the first 17 years of his career. Thanks to a 35-3 mark in his first season at Kentucky, Calipari continues his run among the elite coaches, finishing second in most wins by a coach in his first 18 seasons. Calipari entered his 19th season as a head coach already in second place for most wins by an NCAA Division I coach in his first 19 years. The following lists the coaches with the most victories in their first 19 years:

After 19 seasons (by wins)

1. Roy Williams, Kansas, UNC ('89-07)	524
2. John Calipari, UMass, Memphis, UK ('89-96, 01-10)	485
3. Jerry Tarkanian, LBSU, UNLV ('69-87)	473
4. Denny Crum, Louisville ('72-90).....	463
5. Nolan Richardson, Tulsa, Arkansas ('81-99)	456
6. Jim Boeheim, Syracuse ('77-95)	454
7. Rick Pitino, BU, Providence, UK, UL ('79-83, 86-87, 90-97, 02-05).....	449
8. Bob Huggins, Walsh, Akron, Cincinnati ('81-00)	444
9. John Thompson, Georgetown ('73-91)	442
10. Billy Tubbs, Texas St., Lamar, Okla. ('72-73, 77-93).....	424

After 19 seasons (by pct.)

1. Adolph Rupp, UK ('31-49).....	841
2. Claire Bee, Rider, Long Island ('29-43, '46-49) ...	828
3. Jerry Tarkanian, LBSU, UNLV ('69-87)	825
4. Henry Iba, NW Mo. St., Colo., Okla. St. ('30-48) ...	800
5. Roy Williams, Kansas, UNC ('89-07)	800
6. Nat Holman, CCNY ('20-38).....	786
7. John Calipari, UMass, Memphis, UK ('89-96, 01-10).....	770
8. Lew Andreas, Syracuse ('25-43).....	757
Harold Anderson, Toledo, Bowling Green ('35-53) ...	757
10. Jim Boeheim, Syracuse ('77-95).....	752

Calipari is also ahead of schedule, and currently ranks in the top five in victories by a coach after 20 seasons. The following lists the coaches with the most victories in their first 20 years:

After 20 seasons (by wins)

1. Roy Williams, Kansas, UNC ('89-08)	560
2. Jerry Tarkanian, LBSU, UNLV ('69-88)	501
3. John Calipari, UMass, Memphis, UK ('89-96, 01-11)	485
Jim Boeheim, Syracuse ('77-96)	483
5. Denny Crum, Louisville ('72-91).....	477
6. Nolan Richardson, Tulsa, Arkansas ('81-00)	475
7. Rick Pitino, BU, Providence, UK, UL ('79-83, 86-87, 90-97, 02-06).....	470
8. Bob Huggins, Walsh, Akron, Cincinnati ('81-01)	469
9. John Thompson, Georgetown ('73-92)	464
10. John Chaney, Cheyney, Temple ('66-70, 74-88) ..	458

After 20 seasons (by pct.)

1. Adolph Rupp, UK ('31-50).....	840
2. Jerry Tarkanian, LBSU, UNLV ('69-88)	825
3. Claire Bee, Rider, Long Island ('29-43, '46-50) ...	824
4. Roy Williams, Kansas, UNC ('89-08)	807
5. Henry Iba, NW Mo. St., Colo., Okla. St. ('30-49) ...	801
6. Phog Allen, Baker, Kansas, Haskell, Central Mo. Kansas ('06-09, 13-28)	785
7. Nat Holman, CCNY ('20-39).....	778
8. John Calipari, UMass, Memphis, UK ('89-96, 01-10).....	770
8. John Chaney, Cheyney, Temple ('66-70, 74-88) ..	762
9. Frank Keaney, Rhode Island ('22-41)	755
10. Harold Anderson, Toledo, Bowling Green ('35-53) ...	754

CAL UNRIVALED IN THE CONFERENCE

UK head coach John Calipari is unrivaled in the league when it comes to conference accolades. During his career, Calipari has won 11 league championships, including the 2010 SEC Championship, seven more than the next closest coach (Georgia Mark Fox has four WAC championships).

Coach Cal also has 10 conference tournament titles, seven more than his closest competitor.

CONFERENCE CHAMPIONSHIP CAL

Calipari has won five-straight conference championships, dating back to his Conference USA days. He has also won six regular season conference championships in the last seven years.

CALIPARI ON A ROLL IN CONFERENCE PLAY

Calipari has recorded a 62-2 record in conference play over the last four seasons.

He posted three-straight 16-0 records in Conference USA at Memphis and went 14-2 in his inaugural season in the SEC.

CAL'S SUCCESS

Since the 2005-06 season, John Calipari currently ranks as the winningest coach over the last five-plus seasons.

1. John Calipari	177-19
2. Bill Self	163-27
3. Mike Krzyzewski	155-33
4. Roy Williams	149-41
5. Jamie Dixon	145-39

(Through 12/5)

CAL IS COMFORTABLE AT HOME

Since the 2000 season, John Calipari coached teams have posted a 174-19 record at home. Last season, UK tallied an 18-0 mark at home, and the Cats are 2-0 in Rupp this season.

CAL JUST AS COMFORTABLE ON THE ROAD

Calipari has recorded a 47-7 record on the road dating back to 2005-06 season. The Wildcats are 1-0 in true road games this season.

SEASON NOTES

JONES RECEIVES WEEKLY HONORS

Freshman Terrence Jones has been named the league's freshman of the week twice, on Nov. 14 and Nov. 29

Jones he became the seventh Wildcat to earn SEC Freshman of the Week honors since the SEC started the award in the 2006 season. Jodie Meeks received the honor three times in 2007, Patrick Patterson received it three times in 2008 and DeAndre Liggins was named Freshman of the Week once in 2009.

Last season UK won the award 11 times, led by John Wall's five, DeMarcus Cousins' four and Eric Bledsoe won it twice.

He was also named the Hoop Report's National Freshman of the Week on those same dates.

HISTORY MADE IN OPENER

In addition to collecting an 88-65 win in its season opener, the Wildcats saw history made by a

WILDCATS WHEN

KENTUCKY RECORD BY STARTING LINEUP

Harrellson, Jones, Knight, Liggins, Miller 5-2

KENTUCKY DOUBLE-FIGURE GAMES POINTS

Jones 6, Knight 6, Lamb 5, Miller 3, Liggins 2, Harrellson 1

REBOUNDS

Jones 4, Harrellson 3, Miller 1

DOUBLE-DOUBLES

Jones 4, Harrellson 1

KENTUCKY RECORD	ALL	SEC
Leading or tied at halftime:	4-1	0-0
Trailing at halftime:	1-1	0-0
Shoot 50% or higher:	3-0	0-0
Shoot less than 50%:	2-2	0-0
Shoot higher % than opp.:	4-0	0-0
Shoot lower % than opp.:	0-2	0-0
Opp. shoot worse than 50%:	5-1	0-0
Opp. shoot 50% or higher:	0-1	0-0
Score less than 60 points:	0-0	0-0
Score 60-69 points:	0-1	0-0
Score 70-79 points:	3-1	0-0
Score 80-89 points:	1-0	0-0
Score 90-99 points:	1-0	0-0
Score 100+ points:	0-0	0-0
Opp. score less than 60 pts.:	2-0	0-0
Opp. score 60-69 pts.:	3-0	0-0
Opp. score 70-79 pts.:	0-1	0-0
Opp. score 80-89 points:	0-1	0-0
Opp. score 90-99 points:	0-0	0-0
Opp. score 100+ points:	0-0	0-0
Outrebounded opponent:	5-0	0-0
Outrebounded by opponent:	0-2	0-0
Equal number of rebounds:	0-0	0-0
Fewer turnovers than opp.:	2-2	0-0
Same turnovers as opp.:	1-0	0-0
More turnovers than opp.:	2-0	0-0
Make 8 or more 3-pointers:	3-2	0-0
Make 7 or fewer 3-pointers:	2-0	0-0
Games decided by 5 or fewer:	0-1	0-0
Overtime games:	0-0	0-0
On CBS:	0-1	0-0
On ESPN/ESPN2/ESPNU:	3-1	0-0
On SEC Network:	0-0	0-0
On ABC:	0-0	0-0
On FSN South:	2-0	0-0
On BBSN:	0-0	0-0
On CSS:	0-0	0-0
Games vs. ranked opp.:	1-0	0-0
Games following a loss:	1-0	0-0
Games following a win:	3-2	0-0
More points in the paint:	4-0	0-0
Fewer/Same points in the paint:	1-2	0-0
More bench points than opp.:	4-1	0-0
Fewer or same bench pts.:	1-1	0-0
More 2nd-chance points:	5-1	0-0
Fewer or same 2nd chance pts.:	0-1	0-0
More or same points off TOs:	4-2	0-0
Fewer points off TOs:	1-0	0-0

pair of freshmen.

Terrence Jones (25) and Doron Lamb (20) became the first UK freshmen pair to score 20 points in a Wildcat season opener.

Jones also became the first Wildcat freshman since 1998-99 to record a double-double (25p, 12r) in his UK debut. He is also only the second freshman in school history with a 20-10 game in his debut. Sam Bowie had 22 points and 17 rebounds on Nov. 17, 1979, vs. Duke.

KNIGHT ON NAISMITH PRESEASON LIST

Freshman guard Brandon Knight was named to the Naismith Preseason Watch list as announced by the Atlanta Tip-Off Club in mid-November.

One of six freshmen on the watch list, Knight was one of the top recruits in the country last season according to ESPN Recruiting, Rivals.com and Scout.com recruiting services.

In late February, the Atlanta Tipoff Club's Board of Selectors will compile a mid-season team of the top 30 players in the nation. Then in March, the Naismith Trophy voting academy will vote to narrow the list to the four finalists.

KNIGHT, MILLER NAMED PRESEASON ALL-SEC

Freshman Brandon Knight received a vote from the media to be named the SEC Player of the Year and was selected a first team All-SEC performer.

League coaches named Knight and junior Darius Miller to their second team.

UK VOTED TO FINISH SECOND IN SEC EAST

Kentucky received a pair of first place votes from the media to repeat as SEC Champions.

The Cats were picked by the media to finish second in the East, behind Florida, with 95 total points (three first-place votes), behind Florida's 110 points (13 first-place votes). Georgia, Tennessee, Vanderbilt and South Carolina round out the rest of the SEC East.

CATS IN THE PRESEASON RANKINGS

For the second-straight season, the Wildcats were selected in the top 10 of the USA Today/Coaches' preseason top 25. The participating coaches tabbed UK 10th.

The Wildcats were selected 11th in the Associated Press preseason top 25.

EXHIBITION SUCCESS

Kentucky posted a 2-0 record in its two exhibition games, earning wins over Pikeville (97-66) and Dillard (122-54).

UK averaged 109.5 ppg, shooting 58.3 pct. from the field and 75.6 pct. from the free throw line.

The Wildcat defense held the opposition to just 32.1 pct. shooting and forced 40 turnovers while blocking 19 shots.

Freshman Brandon Knight led the Cats in scoring (21.0 ppg) and assists (4.5 apg). Darius Miller led UK in rebounding (9.0 rpg) and was second in scoring (16.5). Terrence Jones finished averaging 16.0 points and 8.5 rebounds. He and Miller both posted double-doubles.

Also averaging in double figures were DeAndre Liggins (15.5) and Doron Lamb (11.5).

BIG BLUE MANIA

"SUPER FAN" IN 58TH SEASON

UK fan Bob Wiggins, 82, continued his amazing streak of following the basketball Cats. The 2010-11 season is his 58th watching Kentucky in person and through his own record-keeping, he has attended 1,445 UK games.

His home-court streak spans 48 years and 715 games. During that period, which dates back to 1960-61, UK has a home record of 630-85 (.881).

ASHER MAKES FIFTH TRIP TO MAUI

UK team videographer Tim Asher might not have the staying power of Superfan Bob Wiggins, but nobody can challenge his knowledge of the Maui Invitational.

Asher made his fifth appearance in the tournament, making him the only person on the basketball staff to work every Maui Invitational with the Wildcats.

13 FORMER CATS ON NBA ROSTERS

Kentucky had 13 former players on NBA opening day rosters. The players and teams are:

Former Wildcat	NBA Team
Kelenna Azubuike	Golden State Warriors
Eric Bledsoe	Los Angeles Clippers
Keith Bogans	Chicago Bulls
DeMarcus Cousins	Sacramento Kings
Chuck Hayes	Houston Rockets
Jamaal Magloire	Miami Heat
Jodie Meeks	Philadelphia 76ers
Nazr Mohammed	Charlotte Bobcats
Daniel Orton	Orlando Magic
Patrick Patterson	Houston Rockets
Tayshaun Prince	Detroit Pistons
Rajon Rondo	Boston Celtics
John Wall	Washington Wizards

In addition, former UK All-American Pat Riley is president of the Miami Heat. Five years ago, as head coach, Riley led the Heat to their first NBA Title.

KENTUCKY IN SEC STATS

(through Dec. 5)

CATEGORY	TEAM	[NATIONAL] RANK (STAT)
Scoring	[49th] 2nd (78.3)
Scoring Defense	7th (65.7)
Scoring Margin	[52nd] 4th (+12.6)
Free Throw %	10th (.634)
Field Goal %	[69th] 3rd (.463)
Field Goal % Def	[72nd] 7th (.394)
3-Pt. Field Goal %	[21st] 1st (.414)
3-Pt. FG % Def	[56th] 3rd (.292)
Rebounding Offense	5th (40.6)
Rebounding Defense	8th (34.4)
Rebounding Margin	[55th] 8th (+6.1)
Blocked Shots	[8th] 2nd (7.0)
Assists	[32nd] 10th (13.0)
Steals	9th (6.3)
Turnover Margin	5th (+0.4)
Assist/TO Ratio	[70th] 3rd (1.1)
Offensive Rebounds	6th (13.3)
Defensive Rebounds	5th (27.3)
Defensive Rebound Pct	3rd (.707)
Offensive Rebound Pct	9th (.365)
3-Point FG Made	[28th] 2nd (8.3)

PLAYER	INDIVIDUAL	[NATIONAL] RANK (STAT)
Scoring		
Terrence Jones	[55th] 2nd (19.0)
Brandon Knight	5th (17.0)
Doron Lamb	16th (13.3)

Rebounding		
Terrence Jones	[41st] 2nd (9.6)
Josh Harrellson	[80th] 5th (8.6)

FG %		
Darius Miller	7th (.525)
Doron Lamb	9th (.510)

Assists		
Brandon Knight	8th (3.4)
DeAndre Liggins	10th (3.3)

Steals		
DeAndre Liggins	111th (1.6)
Terrence Jones	113th (1.4)

3-point %		
Doron Lamb	4th (.583)
Darius Miller	5th (.538)

3-point FG/Game		
Brandon Knight	7th (2.3)
Doron Lamb	19th (2.0)
Darius Miller	19th (2.0)

Blocked Shots		
Terrence Jones	[36th] 14th (2.3)
Darius Miller	12th (1.4)

Assist/Turnover Ratio		
DeAndre Liggins	[71st] 6th (2.3)

Double-Doubles		
Terrence Jones	[23rd] 11st (4)

Offensive Rebounds		
Josh Harrellson	3rd (3.7)
Terrence Jones	16th (3.0)

Defensive Rebounds		
Terrence Jones	2nd (6.6)
Josh Harrellson	7th (4.9)

Minutes		
Brandon Knight	4th (33.6)
DeAndre Liggins	8th (33.1)
Terrence Jones	10th (32.3)

CAT FACTS

CATS IN CHINA

UK men's basketball players Josh Harrellson and Jon Hood, along with other collegiate players, traveled with Sports Reach to China on May 14 through May 31 to compete in games against local clubs, including the Bayi Basketball Club, traditionally one of the top teams in China.

Harrellson finished the seven-game tour with team highs in points (13.4), rebounds (9.7) and blocks (9). Hood closed out the tour averaging 5.9 points and 4.4 rebounds.

NO. 1 RANKED RECRUITING CLASS

According to several recruiting experts, the Wildcats and Coach Calipari reeled in the top ranked recruiting class in the country for the second straight year.

ESPNU, Rivals.com and Scout.com all list the Wildcats at the top of their lists after UK signed five players in the top 50.

CATS DOMINATE GREAT WHITE NORTH

For the first time since the 1996 season, Kentucky took a preseason exhibition trip to gain experience for its young team.

The Wildcats traveled to Canada to play three games in mid-August, coming away with a 3-0 record.

The Wildcats took on and defeated Windsor College (95-62 and 104-75) and Western Ontario (96-68).

Freshman Brandon Knight led the young Cats averaging 24.3 points and 8.3 assists, while committing only five turnovers in three games.

Darius Miller (20.7), Doron Lamb (18.3) and DeAndre Liggins (10.3) also averaged double figure points.

Josh Harrellson led UK in rebounding, pulling down 12.7 rebounds per game.

The series marked the first time UK traveled north of the border and the first time since 1995 that Kentucky played an exhibition schedule prior to the season. UK traveled to Italy that year and went 4-1, followed by its run to the 1996 National Championship.

WILDCAT HONORS

TERRENCE JONES

SEC Freshman of the Week (11/15)

SEC Freshman of the Week (11/29)

National Freshman of the Week

by The Hoops Report (11/15)

National Freshman of the Week

by The Hoops Report (11/29)

All-Maui Invitational Team (11/24)

BRANDON KNIGHT

Naismith Preseason Watch List (11/16)

WILDCATS AT THE ESPYS

UK men's basketball was well represented at the 2010 ESPYs. Former Wildcat and overall No. 1 NBA Draft pick John Wall won Best Male College Athlete while current UK freshman Brandon Knight received his Gatorade High School Athlete of the Year at the annual ESPN awards show.



Kentucky Basketball Head Coach

John Calipari



Second-year UK head coach John Calipari continued to work his magic, taking an NIT team in 2009 to the 2010 NCAA Elite Eight. Along the way he led the Wildcats to a No. 1 ranking (UK's first since 2003), the program's 44th SEC Championship and 26th SEC Tournament title.

The honors continued after the season as Calipari became the first coach in UK history to receive the Adolph Rupp National Coach of the Year award. He then watched as five of his players were selected in the first round of the 2010 NBA Draft, the first time a school has ever produced five first round picks. Among those picks was the first Wildcat ever taken as the No. 1 overall pick, John Wall.

In his inaugural season as head coach of the Wildcats, Calipari posted his fifth-straight 30-win season, the only coach in NCAA Division I history to do so. In addition to the Rupp National Coach of the Year, Calipari was also named the Associated Press SEC Coach of the Year.

When he led Kentucky back to the No. 1 spot in the country, Calipari became one of only two coaches (Frank McGuire) in NCAA history to lead three teams to a No. 1 ranking. He led UMass to a No. 1 ranking in 1995 and 1996 and he led Memphis to the No. 1 spot in the 2008 season.

Since the 2005-06 season, Coach Cal ranks as the winningest coach over the last five years. After bringing the University of Massachusetts basketball program to national prominence in the '90s and resurrecting the Memphis basketball program in the 2000s, Calipari became the 22nd coach in UK history, and is the seventh in the last 80 years.

Following his first season at UK, Calipari's overall record soared to 480-143 for an impressive 77.0 winning percentage. His 480 wins are the second-most in NCAA Division I history in the first 18 years, Roy Williams being the other.

Calipari's 77.0 winning percentage is the third-highest among active NCAA Division I coaches with 10 years experience at college basketball's Division I level, trailing only Mark Few and Roy Williams. On the NCAA Division I list for winning percentage for all coaches (minimum 10 years), Calipari is in 10th place and ahead of Krzyzewski, Jim Boheim, Bob Huggins and Lute Olson.

With his five 30-win seasons, Calipari now has seven for his career, which is tied for the third-most (Jim Calhoun) for a head coach in NCAA Division I history. For his career (18 years), Calipari has 16 20-win seasons and 10 25-win campaigns.

In 1996, Calipari moved from UMass to the NBA after leading the Minutemen to the Final Four. For his efforts, Calipari was named Naismith National Coach of the Year.

Calipari led the Tigers to the 2008 NCAA title game, and Memphis' 38 wins in 2007-08 made him the winningest coach for a single season in NCAA history. As a result, Calipari was named

Naismith National Coach of the Year for a second time in his career. He is only the second coach to receive the honor multiple times since the award's inception in 1987. Duke's Mike Krzyzewski is the other to do so.

Calipari, the 2009 *Sports Illustrated* National Coach of the Year, led the Tigers to nine-straight 20-win campaigns and nine-consecutive postseason appearances, the only Memphis coach to do that. He posted 252 wins — 28 wins per season — as the Tigers' head coach, making him the winningest coach in school history.

Much like he did at UMass, when his players graduated at nearly 80 percent, Calipari did the same at Memphis. Fifteen of the last 18 seniors that came through the Tiger program have earned their bachelor's degrees and the three seniors this season are on schedule to graduate in the spring of 2009.

Calipari compiled a 193-71 record (.731) during his eight-year career at Massachusetts, including a 108-44 mark (.684) in Atlantic 10 play. In addition to five-straight NCAA Tournaments, UMass also made two appearances in the NIT, advancing to the NIT final four in 1991. The 1990-91 season was the first of six-straight seasons in which the Minutemen won at least 20 games.

Calipari's personal 20-win streak has reached the 16-season mark



after 35 wins in his first year at UK. All nine of his Memphis clubs won 20-plus games, along with his last six teams at UMass. In his final season at UMass, Calipari was named the 1996 Naismith National Coach of the Year and *The Sporting News* National Coach of the Year. He was also named the Atlantic 10 Coach of the Year for the third time in four years, as well as *Basketball Times* East Region Coach of the Year.

During the Minutemen's 35-2 season in 1995-96, UMass posted wins over Kentucky, Maryland, Wake Forest, Georgia Tech, Syracuse, Virginia Tech and Louisville. UMass ended the regular season ranked No. 1 in the nation in the final regular season poll after being the top-ranked team for nine weeks earlier in the year. The Minutemen also won their first 26 games of the season, setting a school record for most consecutive wins.

In addition to his National Coach of the Year honors in 1996, Calipari was a Naismith Coach of the Year finalist in 1994 and 1995. He was the USBWA District I Coach of the Year in 1993.

At 29, when he was named head coach, Calipari began to build a program from the ground up, going 10-18 his first season before posting a 17-14 record his second year (receiving a bid to the NIT).

The Minutemen won their first A-10 championship in 1992 with a 30-5 record, including a 13-3 mark in league play. With a 77-71 overtime win over Syracuse in an East Regional second-round game, UMass made its first NCAA Sweet 16 appearance.

Calipari left UMass in June of 1996 to become Executive Vice President of Basketball Operations and Head Coach of the New Jersey Nets. He led the Nets to a second-place finish in the NBA's Atlantic Division and the playoffs in 1998, ending a five-year postseason drought for the franchise. The Nets' 17-game turnaround from the previous year was the best that season in the NBA.

He became a member of the Philadelphia 76ers coaching staff in 1999, rejoining Philadelphia coach Larry Brown, for whom Calipari was an assistant at Kansas.

Calipari began his coaching career at Kansas as a volunteer assistant under Ted Owens. In 1983, he was hired as the recruiting coordinator at the University of Vermont, but was swayed back to the nation's heartland when Brown was hired as head coach at KU. He spent three seasons at Kansas (1982-85) before another three-year stint as an assistant coach to Paul Evans at Pittsburgh (1985-88).

The 51-year-old lettered two years at North Carolina-Wilmington before transferring to Clarion State. He played point guard at Clarion during the 1981 and 1982 seasons, leading the team in assists and free throw percentage. The Eagles were ranked in the Division II Top 20 both years and participated in the 1981 NCAA Division II Tournament.

Calipari and his wife, Ellen, have two daughters, Erin Sue and Megan Rae, and a son, Bradley Vincent. Erin graduated from UMass and is now in her second year of grad school at Wake Forest, while Megan is a junior at UMass.

Biographical Information

Date of Birth: Feb. 10, 1959

Wife - Ellen

Children - Erin Sue, Megan Rae, Bradley Vincent

Education

Clarion State (1982)

Head Coaching Experience

University of Massachusetts (1989 - 96)

New Jersey Nets (NBA) (1997 - 99)

University of Memphis (2001 - 09)

University of Kentucky (2010 - pres.)

Coaching Awards

- 2010 Adolph Rupp National Coach of the Year
- 2010 Naismith National Coach of the Year Finalist
- 2010 SEC Coach of the Year (AP)
- 2010 *Sporting News* SEC Coach of the Year
- 2010 Yahoo! Sports SEC Coach of the Year
- 2010 USBWA District IV Coach of the Year
- 2009 *Sports Illustrated* National Coach of the Year
- 2009 Iba National Coach of the Year Finalist
- 2009 C-USA Coach of the Year
- 2008 Naismith National Coach of the Year
- 2008 C-USA Coach of the Year
- 2008 Phelan and Iba National Coach of the Year Finalist
- 2007 Phelan National Coach of the Year Finalist
- 2007 USBWA District 4 Coach of the Year
- 2007 *Basketball Times* South Region Coach of the Year
- 2006 C-USA Coach of the Year
- 2004 NABC District 7 Coach of the Year
- 1996 Naismith National Coach of the Year
- 1996 *The Sporting News* National Coach of the Year
- 1996 Atlantic 10 Coach of the Year
- 1995 Naismith National Coach of the Year Finalist
- 1994 Naismith National Coach of the Year Finalist
- 1994 Atlantic 10 Coach of the Year
- 1993 USBWA District I Coach of the Year
- 1993 Atlantic 10 Coach of the Year
- 1992 Eastern Basketball Coach of the Year





Kentucky Basketball Head Coach

John Calipari

Miscellaneous

Overall Record: 485-145 (.770)
 March/April Record: 102-29 (.779)
 NCAA Record: 28-12 (.700)
 Record in Conference Games: 222-68 (.766)
 Record in Conference Tournament: 37-9 (.804)

NCAA Division-I Active Winningest Coaches

(By Percentage - Min. 10 yrs. at Division I level)

No.	Coach/Team	Yrs.	Pct.
1.	Roy Williams/UNC	21	.797
2.	Mark Few/Gonzaga	10	.795
3.	John Calipari/Kentucky	18	.770
4.	Bo Ryan/Wisconsin	25	.764
5.	Mike Krzyzewski/Duke	34	.758

NCAA Division-I All-Time Winningest Coaches

(By Percentage - Min. 10 yrs. at Division I level)

No.	Coach	Yrs.	Pct.
1.	Clair Bee	21	.826
2.	Adolph Rupp	41	.822
3.	John Wooden	29	.804
4.	Roy Williams*	21	.797
	John Kresse	23	.797
6.	Mark Few*	10	.795
7.	Jerry Tarkanian	31	.784
8.	Francis Schmidt	17	.782
9.	Dean Smith	36	.776
10.	John Calipari*	18	.770

* only active coaches in top 10 on all-time list
through 12/5

Head Coaching Record

Season	Team	W-L	Pct.	Accomplishments
1988-89	UMass	10-18	.357	
1989-90	UMass	17-14	.548	NIT
1990-91	UMass	20-13	.606	NIT Final Four
1991-92	UMass	30-5	.857	A-10 Champ (R/T); NCAA Sweet 16
1992-93	UMass	24-7	.774	A-10 Champ (R/T); NCAA 2nd Rd.
1993-94	UMass	28-7	.800	A-10 Champ (R/T); NCAA 2nd Rd.
1994-95	UMass	29-5	.853	A-10 Champ (R/T); NCAA Elite 8
1995-96	UMass	35-2	.946	A-10 Champ (R/T); NCAA Final Four
1996-97	NJ Nets	26-56	.317	
1997-98	NJ Nets	43-39	.524	NBA Playoffs
1998-99	NJ Nets	3-17	.150	
2000-01	Memphis	21-15	.583	NIT Final Four
2001-02	Memphis	27-9	.750	C-USA Div. Champ; NIT Champ
2002-03	Memphis	23-7	.767	C-USA Nat'l Div. Champ; NCAA
2003-04	Memphis	22-8	.733	C-USA Champ (R); NCAA 2nd Rd.
2004-05	Memphis	22-16	.579	NIT Final Four
2005-06	Memphis	33-4	.892	C-USA Champ (R/T); NCAA Reg. Finals
2006-07	Memphis	33-4	.892	C-USA Champ (R/T); NCAA Reg. Finals
2007-08	Memphis	38-2	.950	C-USA Champ (R/T); NCAA Title Gm
2008-09	Memphis	33-4	.892	C-USA Champ (R/T); NCAA Sweet 16
2009-10	Kentucky	35-3	.921	SEC Champ (R/T); NCAA Reg. Finals
2010-11	Kentucky	5-2	.714	

NCAA Totals 485-145 .770

Cal in Conference

SEC Coaches	Conference Championships	Tournament Championships	Conference Coach of the Year
Anthony Grant, Alabama	3	2	1
John Pelphrey, Arkansas	1	1	1
Tony Barbee, Auburn	1	0	1
Billy Donovan, Florida	3	3	1
Mark Fox, Georgia	4	1	3
John Calipari, Kentucky	11	10	6
Trent Johnson, LSU	2	1	3
Andy Kennedy, Ole Miss	0	0	2
Rick Stansbury, Mississippi State	1	2	1
Bruce Pearl, Tennessee	3	2	5
Darrin Horn, South Carolina	0	1	0
Kevin Stallings, Vanderbilt	2	2	3
TOTALS	31	25	27

John Calipari Coaching Tree

John Calipari is known for getting players to the NBA, but he's been just as successful at elevating his assistant coaches to head coaching positions. Calipari assistants that currently serve as head coaches is as follows:

Tony Barbee	UTEP	Chuck Martin	Marist
Bruiser Flint	Drexel	Josh Pastner	Memphis
Derek Kellogg	UMass	Steve Roccoforte	Lamar

Cal Coached Players in NBA

John Calipari is known for taking players and coaching them on to the next level. He currently has 12 players that were on opening day NBA rosters:

Eric Bledsoe (UK)	Clippers	Tyreke Evans (Mem.)	Kings
Marcus Campby (UMass)	Trailblazers	Daniel Orton (UK)	Magic
Rodney Carney (Mem.)	Warriors	Patrick Patterson (UK)	Rockets
DeMarcus Cousins (UK)	Kings	Derrick Rose (Mem.)	Bulls
Joey Dorsey (Mem.)	Raptors	John Wall (UK)	Wizards
Chris Douglas-Roberts (Mem.)	Bucks	Shawne Williams (Mem.)	Knicks

CALIPARI VS. ALL OPPONENTS

Alabama	3-1	Iowa State	1-0	Rutgers	11-4
Arizona.....	1-1	Jackson State	2-0	Saint Louis.....	4-3
Arizona State	0-1	Kansas.....	0-3	St. Bonaventure	17-1
Arkansas	4-2	Kansas State	1-0	St. Joseph's	15-5
Arkansas-Little Rock	2-0	Keene State	1-0	St. Mary's.....	1-0
Arkansas-Pine Bluff	1-0	Kentucky	2-4	St. Peter's	1-0
Arkansas State	4-0	Lamar	3-0	Sam Houston State	1-0
Auburn.....	1-0	LaSalle.....	3-0	Samford.....	1-0
Austin Peay	6-1	Long Beach State	1-0	Santa Clara	1-0
Belmont	1-0	Louisiana-Lafayette	2-0	Savannah State	1-0
Boston University.....	5-1	Louisiana Tech.....	1-1	Seton Hall	1-0
Boston College.....	2-0	Louisville	7-5	Siena	4-0
Bradley.....	1-0	LSU	1-0	SMU.....	8-0
Bucknell	1-0	Lowell.....	2-1	South Carolina	4-1
Buffalo	1-0	Manhattan	2-0	South Connecticut	1-0
BYU	1-0	Marist.....	1-0	Southeastern Louisiana	1-0
Cal State Northridge	1-0	Marshall	5-0	Southern Cal	2-0
Central Connecticut State	2-0	Marquette.....	3-1	Southern Miss	15-4
Charlotte	2-3	Maryland	4-3	Southwest Texas State.....	1-0
Chattanooga	1-0	Massachusetts.....	1-0	Stanford	3-2
Christian Brothers	2-0	Memphis	1-0	Syracuse	3-2
Cincinnati.....	5-7	Miami (Fla.)	0-1	TCU	5-1
Cleveland State	2-0	Miami (Ohio)	2-0	Temple	13-11
Coastal Carolina	1-0	Michigan State.....	1-0	Tennessee	5-4
Colorado	1-1	Middle Tennessee	3-0	Tennessee Martin	4-0
Colorado State.....	1-1	Mississippi	4-3	Tennessee Tech	1-0
Connecticut	2-3	Mississippi State	2-0	Texas	1-2
Cornell.....	1-0	Missouri	1-2	Texas A&M.....	1-0
Dartmouth	1-0	Morehead State	1-0	Texas Arlington	1-0
Dayton	1-0	Murray State	1-0	Towson State	1-0
DePaul.....	4-2	Nevada	1-0	Tulane	15-0
Detroit	1-0	New Hampshire	5-0	Tulsa	11-1
Drexel	2-0	New Mexico	1-0	UAB	14-3
Duke	0-1	New Orleans	1-0	UCF	6-0
Duquesne	11-4	North Carolina	2-1	UCLA.....	2-1
East Carolina	7-0	North Carolina State	1-0	UNC Asheville	1-0
East Tennessee State	3-0	North Texas	1-0	UNC Greensboro	1-0
Eastern Kentucky.....	1-0	Northeastern	2-1	UNC Wilmington	1-0
Fairfield	1-0	Northwestern State	2-0	USF	9-1
Florida	3-0	Oakland	1-0	Utah	1-1
Florida State	1-1	Ohio State	1-0	UTEP.....	6-0
Florida Tech.....	0-1	Oklahoma	4-1	Vanderbilt.....	3-0
Fordham	5-0	Oklahoma State.....	0-2	Vermont	2-0
Furman	1-0	Old Dominion.....	1-0	Villanova	2-0
George Mason.....	1-0	Oral Roberts	1-0	Virginia.....	0-1
Georgetown	2-1	Oregon State	1-0	Virginia Tech	2-0
George Washington	8-9	Rice	4-0	Wake Forest.....	2-1
Georgia	2-0	Pennsylvania	2-0	Washington	1-0
Georgia Tech	1-1	Penn State.....	3-4	Western Kentucky	1-0
Gonzaga	4-0	Pepperdine.....	1-0	West Virginia	10-7
Hartford	2-0	Pittsburgh.....	2-1	Winthrop	1-0
Harvard	1-0	Portland	1-0	Wisconsin-Milwaukee	1-0
Holy Cross	4-1	Princeton	1-0	Wofford	1-0
Houston	17-3	Providence.....	1-1	Xavier	2-2
Howard	1-0	Purdue	2-1	Yale	1-0
Illinois.....	1-1	Rhode Island	16-2		
Indiana.....	1-0	Richmond.....	1-0		
Iowa	0-1	Rider	1-0		

KENTUCKY BASKETBALL



Josh Harrellson

55

6-10 • 275 • Sr.
St. Charles, Mo.
(SW Illinois College)

Season Update: Has started all seven games, averaging 5.0 points and 8.6 rebounds ... Scored four points and pulled down a team-high seven rebounds while shooting a perfect 2-for-2 from the field against North Carolina ... Layup with 53 seconds left on the road against UNC gave UK a one-point lead ... Recorded his first double-double of the season, and second of his career, against Boston with 12 points and 11 rebounds on 6-of-7 shooting from the field ... Led Kentucky in rebounds against Boston with 11 boards ... Tied a career-high with six field goals made against Boston ... Posted nine points and a career-high 14 rebounds, including seven offensive boards, vs. Washington in the Maui Invitational semifinals ... Led UK with a career-high 12 rebounds against Portland ... Was 3-of-4 from the field against Portland en route to scoring six points ... Pulled down seven rebounds and led UK with three blocked shots against East Tennessee State, tying a career high ... Scored three points, grabbed seven rebounds and had two blocks in 16 minutes of action in UK's exhibition win against Pikeville ... Filled up the stat sheet in the exhibition against Dillard in 22 minutes of play, grabbing seven rebounds to go along with 13 points, one assist, one block and two steals ... Was also 6-of-6 from the floor against Dillard.

SEASON/CAREER HIGHS

Points	
Season	12 vs. Boston (11/30/10)
Career	15 vs. Indiana (12/13/08)
Rebounds	
Season	14 vs. Washington (11/23/10)
Career	14 vs. Washington (11/23/10)
Field Goals	
Season	6 vs. Boston (11/30/10)
Career	6, twice
Field Goal Attempts	
Season	7 vs. Boston (11/30/10)
Career	12 vs. Indiana (12/13/08)
Three-Point Field Goals	
Season	1 vs. Washington (11/23/10)
Career	2 vs. Lamar (12/3/08)
Three-Point Attempts	
Season	2 vs. Washington (11/23/10)
Career	3, twice
Free Throws	
Season	0
Career	5 vs. South Carolina (1/31/09)
Free Throw Attempts	
Season	0
Career	6 vs. South Carolina (1/31/09)
Assists	
Season	1, twice
Career	1, ten times
Steals	
Season	1, three times
Career	1, 12 times
Blocked Shots	
Season	3 vs. East Tenn. St. (11/12/10)
Career	3, twice
Minutes Played	
Season	34 vs. Washington (11/23/10)
Career	34 vs. Washington (11/23/10)

2010-11 Harrellson Game-by-Game


Opponent	Min	FG-A	Pct	3PT-A	Pct	FT-A	Pct	O-D-T	PF	A	TO	BS	ST	Pts
ETSU	START 16	1-2	.500	0-0	.000	0-0	.000	4-3-7	4	0	1	3	0	2
vs. Portland [Rose Garden]	START 23	3-4	.750	0-0	.000	0-0	.000	4-8-12	2	0	0	0	0	6
vs. Oklahoma [Maui]	START 20	1-3	.333	0-0	.000	0-0	.000	2-1-3	4	0	0	0	0	2
vs. Washington [Maui]	START 34	4-6	.667	1-2	.500	0-0	.000	7-7-14	1	1	2	2	1	9
vs. UConn [Maui]	START 25	0-1	.000	0-0	.000	0-0	.000	1-5-6	2	0	0	2	1	0
BOSTON	START 23	6-7	.857	0-0	.000	0-0	.000	4-7-11	3	0	1	1	0	12
at North Carolina	START 21	2-2	1.000	0-0	.000	0-0	.000	4-3-7	5	1	1	0	1	4
vs. Notre Dame [Louisville]														
INDIANA														
MISS. VALLEY ST.														
WINTHROP														
COPPIN STATE														
at Louisville														
PENNSYLVANIA														
at Georgia														
AUBURN														
LSU														
at Alabama														
at South Carolina														
GEORGIA														
at Ole Miss														
at Florida														
TENNESSEE														
at Vanderbilt														
MISSISSIPPI STATE														
SOUTH CAROLINA														
at Arkansas														
FLORIDA														
VANDERBILT														
at Tennessee														

MISCELLANEOUS	2010-11	CAR
Dunks	0	3
Double-Figure Scoring Games	1	7
Double-Figure Rebounding Games	3	4
Games With Double-Double	1	2
Games Led UK in Scoring	0	1
Games Led UK in Rebounding	4	6
Games Led UK in Assists	0	0
Games With 3+ Assists	0	0
Games With 3+ Blocks	1	2
Games With 3+ Steals	0	0
Games With 3+ Three-Pointers	0	0

Harrellson's Career Stats

Year	GP-S	Min.-Avg.	FG-A	Pct.	3FG-A	Pct.	FT-A	Pct.	Reb.-Avg.	PF-D	A	TO	Blk	Stl	Pts.-Avg
2008-09	34-2	315-9.3	46-103	.447	5-15	.333	26-36	.722	85-2.5	37-0	8	26	20	8	123-3.6
2009-10	22-0	88-4.0	12-26	.462	2-4	.500	2-2	1.000	27-1.2	8-0	0	6	7	2	28-1.3
2010-11	7-7	162-23.1	17-25	.680	1-2	.500	0-0	.000	60-8.6	21-1	2	5	8	3	35-5.0
TOTAL	63-9	565-9.0	75-154	.487	8-21	.381	28-38	.737	172-2.7	66-1	10	37	35	14	186-3.0

KENTUCKY BASKETBALL



Jon Hood

4

6-7 • 202 • So.
Madisonville, Ky.
(North Hopkins)

Season Update: Has played in all seven games, averaging 1.4 points and 1.4 rebounds ... Played two minutes on the road against North Carolina ... Scored two points against Boston in nine minutes of action ... His two points against Boston came from a dunk, the first of his career ... Logged 10 minutes vs. UConn at the EA Sports Maui Invitational, making his first 3-pointer of the season ... Grabbed two key late rebounds in only three minutes vs. Oklahoma ... Pulled down three rebounds against Portland to tie a career high ... Played a career-high 12 minutes and attempted a career-high four throws ... Scored two points and pulled down one rebound in six minutes of action against East Tennessee State ... Grabbed three rebounds in 10 minutes in UK's exhibition win against Pikeville ... Scored 18 points on 7-of-9 shooting from the floor and 4-of-6 shooting beyond the arc in the exhibition against Dillard ... His four 3-pointers against Dillard led the team ... Also had two rebounds and four assists against Dillard.

SEASON/CAREER HIGHS

Points	
Season	3 vs. UConn (11/24/10)
Career	5 vs. Drexel (12/21/09)
Rebounds	
Season	3, twice
Career	3, three times
Field Goals	
Season	1, three
Career	2 vs. Drexel (12/21/09)
Field Goal Attempts	
Season	3, twice
Career	4 vs. Drexel (12/21/09)
Three-Point Field Goals	
Season	1 vs. UConn (11/24/10)
Career	1, five times
Three-Point Attempts	
Season	2, twice
Career	2, five times
Free Throws	
Season	2 vs. Portland (11/19/10)
Career	2, three times
Free Throw Attempts	
Season	4 vs. Portland (11/19/10)
Career	4 vs. Portland (11/19/10)
Assists	
Season	0
Career	2 vs. Cleveland St. (11/24/09)
Steals	
Season	1 vs. Washington (11/23/10)
Career	1, twice
Blocked Shots	
Season	0
Career	0
Minutes Played	
Season	12 vs. Portland (11/19/10)
Career	12 vs. Portland (11/19/10)

2010-11 Hood Game-by-Game

Opponent	Min	FG-A	Pct	3PT-A	Pct	FT-A	Pct	O-D-T	PF	A	TO	BS	ST	Pts
ETSU	6	1-3	.333	0-2	.000	0-1	.000	1-0-1	1	0	0	0	0	2
vs. Portland [Rose Garden]	12	0-1	.000	0-1	.000	2-4	.500	2-1-3	0	0	0	0	0	2
vs. Oklahoma [Maui]	3	0-0	.000	0-0	.000	1-2	.500	0-2-2	0	0	0	0	0	0
vs. Washington [Maui]	9	0-3	.000	0-2	.000	0-0	.000	1-0-1	0	0	0	0	1	0
vs. UConn [Maui]	10	1-2	.500	1-1	1.000	0-0	.000	2-1-3	0	0	0	0	0	3
BOSTON	9	1-2	.500	0-0	.000	0-0	.000	0-0-0	1	0	0	0	0	2
at North Carolina	2	0-0	.000	0-0	.000	0-0	.000	0-0-0	0	0	0	0	0	0
vs. Notre Dame [Louisville]														
INDIANA														
MISS. VALLEY ST.														
WINTHROP														
COPPIN STATE														
at Louisville														
PENNSYLVANIA														
at Georgia														
AUBURN														
LSU														
at Alabama														
at South Carolina														
GEORGIA														
at Ole Miss														
at Florida														
TENNESSEE														
at Vanderbilt														
MISSISSIPPI STATE														
SOUTH CAROLINA														
at Arkansas														
FLORIDA														
VANDERBILT														
at Tennessee														

MISCELLANEOUS	2010-11	CAR
Dunks	1	1
Double-Figure Scoring Games	0	0
Double-Figure Rebounding Games	0	0
Games With Double-Double	0	0
Games Led UK in Scoring	0	0
Games Led UK in Rebounding	0	0
Games Led UK in Assists	0	0
Games With 3+ Assists	0	0
Games With 3+ Blocks	0	0
Games With 3+ Steals	0	0
Games With 3+ Three-Pointers	0	0

Hood's Career Stats

Year	GP-S	Min.-Avg.	FG-A	Pct.	3FG-A	Pct.	FT-A	Pct.	Reb.-Avg.	PF-D	A	TO	Blk	Stl	Pts.-Avg.
2009-10	17-0	74-4.4	6-19	.316	4-11	.364	4-4	1.000	12-0.7	6-0	6	4	0	1	20-1.2
2010-11	7-0	51-7.3	3-11	.273	1-6	.167	3-7	.429	10-1.4	2-0	0	0	0	1	10-1.4
TOTAL	24-0	125-5.2	9-30	.300	5-17	.294	7-11	.636	22-0.9	8-0	6	4	0	2	30-1.3

KENTUCKY BASKETBALL



**Terrence
Jones**

3

6-8 • 244 • Fr.
Portland, Ore.
(Jefferson)

Season Update: Has started all seven games, averaging 19.0 points and 9.6 rebounds ... Scored nine points and grabbed six rebounds on the road against North Carolina ... Recorded his fourth double-double with 18 points and 10 rebounds against Boston ... Earned his second SEC Freshman of the Week honor of the season after his performance in the Maui Invitational ... Led Kentucky with 24 points, including 4-of-4 from 3-point range, vs. UConn ... Earned All-Tournament honors at the EA Sports Maui Invitational, averaging 23.0 points, 11.3 rebounds and 3.3 blocks ... Posted his second-straight double-double with 16 points, 17 boards and four blocks vs. Washington ... Led UK with a career-high 29 points, 13 rebounds and four blocks vs. Oklahoma, tying Eric Bledsoe (29 vs. ETSU, 3/18/10) for second most points by a Wildcat freshman in school history ... Scored 12 points, brought down five rebounds and blocked two shots to go along with a career-high three assists against Portland ... Scored 25 points and grabbed 12 rebounds against East Tennessee State, both team-highs, earning SEC Freshman of the Week ... First UK freshman to begin his career with a double-double since Jules Camara in 1998-99 season ... Only the second freshman in school history with a 20-10 game in his debut, joining Sam Bowie who had 22 points and 17 rebounds on Nov. 17, 1979 against Duke ... Along with Doron Lamb, became the first freshman duo in UK history to score 20 points in a debut.

SEASON/CAREER HIGHS

Points	
Season	29 vs. Oklahoma (11/22/10)
Career	29 vs. Oklahoma (11/22/10)
Rebounds	
Season	17 vs. Washington (11/23/10)
Career	17 vs. Washington (11/23/10)
Field Goals	
Season	12 vs. Oklahoma (11/22/10)
Career	12 vs. Oklahoma (11/22/10)
Field Goal Attempts	
Season	19 vs. East Tenn. St. (11/12/10)
Career	19 vs. East Tenn. St. (11/12/10)
Three-Point Field Goals	
Season	4 vs. UConn (11/24/10)
Career	4 vs. UConn (11/24/10)
Three-Point Attempts	
Season	4 vs. UConn (11/24/10)
Career	4 vs. UConn (11/24/10)
Free Throws	
Season	8, twice
Career	8, twice
Free Throw Attempts	
Season	14 vs. Washington (11/23/10)
Career	14 vs. Washington (11/23/10)
Assists	
Season	3, twice
Career	3, twice
Steals	
Season	3 vs. East Tenn St. (11/12/10)
Career	3 vs. East Tenn St. (11/12/10)
Blocked Shots	
Season	4, twice
Career	4, twice
Minutes Played	
Season	36 vs. Washington (11/23/10)
Career	36 vs. Washington (11/23/10)

2010-11 Jones Game-by-Game


Opponent	Min	FG-A	Pct	3PT-A	Pct	FT-A	Pct	O-D-T	PF	A	TO	BS	ST	Pts
ETSU	START 35	10-19	.526	2-3	.667	3-10	.300	5-7-12	2	2	0	2	3	25
vs. Portland [Rose Garden]	START 30	5-14	.357	0-2	.000	2-5	.400	2-3-5	4	3	4	2	0	12
vs. Oklahoma [Maui]	START 35	12-17	.706	0-2	.000	5-9	.556	4-9-13	2	3	2	4	2	29
vs. Washington [Maui]	START 36	4-13	.308	0-2	.000	8-14	.571	4-13-17	4	2	2	4	1	16
vs. UConn [Maui]	START 27	6-11	.545	4-4	1.000	8-9	.889	2-2-4	4	1	0	2	2	24
BOSTON	START 35	7-12	.583	1-3	.333	3-5	.600	3-7-10	1	2	3	1	1	18
at North Carolina	START 28	3-17	.176	0-3	.000	3-6	.500	1-5-6	5	0	1	1	1	9
vs. Notre Dame [Louisville]														
INDIANA														
MISS. VALLEY ST.														
WINTHROP														
COPPIN STATE														
at Louisville														
PENNSYLVANIA														
at Georgia														
AUBURN														
LSU														
at Alabama														
at South Carolina														
GEORGIA														
at Ole Miss														
at Florida														
TENNESSEE														
at Vanderbilt														
MISSISSIPPI STATE														
SOUTH CAROLINA														
at Arkansas														
FLORIDA														
VANDERBILT														
at Tennessee														

MISCELLANEOUS	2010-11	CAR
Dunks	10	10
Double-Figure Scoring Games	6	6
Double-Figure Rebounding Games	4	4
Games With Double-Double	4	4
Games Led UK in Scoring	3	3
Games Led UK in Rebounding	3	3
Games Led UK in Assists	1	1
Games With 3+ Assists	2	2
Games With 3+ Blocks	2	2
Games With 3+ Steals	1	1
Games With 3+ Three-Pointers	1	1

Jones' Career Stats

Year	GP-S	Min.-Avg.	FG-A	Pct.	3FG-A	Pct.	FT-A	Pct.	Reb.-Avg.	PF-D	A	TO	Blk	Stl	Pts.-Avg.
2010-11	7-7	226-32.3	47-103	.456	7-19	.368	32-58	.552	67-9.6	22-1	13	12	16	10	133-19.0
TOTAL	7-7	226-32.3	47-103	.456	7-19	.368	32-58	.552	67-9.6	22-1	13	12	16	10	133-19.0

KENTUCKY BASKETBALL



**Enes
Kanter**

0

6-11 • 262 • Fr.
Istanbul, Turkey
(Stoneridge Prep)

Season Update: Has not seen action this season.

SEASON/CAREER HIGHS

Points	Season
	Career
Rebounds	Season
	Career
Field Goals	Season
	Career
Field Goal Attempts	Season
	Career
Three-Point Field Goals	Season
	Career
Three-Point Attempts	Season
	Career
Free Throws	Season
	Career
Free Throw Attempts	Season
	Career
Assists	Season
	Career
Steals	Season
	Career
Blocked Shots	Season
	Career
Minutes Played	Season
	Career

2010-11 Kanter Game-by-Game

Opponent	Min	FG-A	Pct	3PT-A	Pct	FT-A	Pct	O-D-T	PF	A	TO	BS	ST	Pts
ETSU					DNP									
vs. Portland [Rose Garden]					DNP									
vs. Oklahoma [Maui]					DNP									
vs. Washington [Maui]					DNP									
vs. UConn [Maui]					DNP									
BOSTON					DNP									
at North Carolina					DNP									
vs. Notre Dame [Louisville]														
INDIANA														
MISS. VALLEY ST.														
WINTHROP														
COPPIN STATE														
at Louisville														
PENNSYLVANIA														
at Georgia														
AUBURN														
LSU														
at Alabama														
at South Carolina														
GEORGIA														
at Ole Miss														
at Florida														
TENNESSEE														
at Vanderbilt														
MISSISSIPPI STATE														
SOUTH CAROLINA														
at Arkansas														
FLORIDA														
VANDERBILT														
at Tennessee														

MISCELLANEOUS	2010-11	CAR
Dunks	0	0
Double-Figure Scoring Games	0	0
Double-Figure Rebounding Games	0	0
Games With Double-Double	0	0
Games Led UK in Scoring	0	0
Games Led UK in Rebounding	0	0
Games Led UK in Assists	0	0
Games With 3+ Assists	0	0
Games With 3+ Blocks	0	0
Games With 3+ Steals	0	0
Games With 3+ Three-Pointers	0	0

Kanter's Career Stats

Year	GP-S	Min.-Avg.	FG-A	Pct.	3FG-A	Pct.	FT-A	Pct.	Reb.-Avg.	PF-D	A	TO	Blk	Stl	Pts.-Avg.
2010-11	0-0	0-0.0	0-0	.000	0-0	.000	0-0	.000	0-0.0	0-0	0	0	0	0	0-0.0
TOTAL	0-0	0-0.0	0-0	.000	0-0	.000	0-0	.000	0-0.0	0-0	0	0	0	0	0-0.0

KENTUCKY BASKETBALL



Brandon Knight

12

6-3 • 185 • Fr.
Ft. Lauderdale, Fla.
(Pine Crest)

Season Update: Has started all seven games, averaging 17.0 points and 3.4 assists ... Scored 15 points on 5-of-12 shooting from the field, including three 3-pointers against North Carolina ... Recorded a career- and game-high three steals against UNC ... Tied for a game-high against UNC with four assists ... Had career highs of six rebounds and six assists against Boston and tied career highs with four 3-pointers and one steal ... Scored 23 points against Boston on 8-of-12 shooting ... Tied a career high with five assists vs. UConn ... Led UK with 24 points in the win over Washington at the EA Sports Maui Invitational ... Totaled 13 points and three assists vs. Oklahoma ... Led UK with a game-high 21 points against Portland ... Had three rebounds, one assist, a career-high two blocks, and was 5-for-5 from the free-throw line and hit two 3-pointers ... Played a game-high 32 minutes against Portland ... Scored 17 points against East Tennessee State, including a game-high four 3-pointers ... Had five assists to go along with four rebounds against East Tennessee State ... Recorded the first 3-point basket of the 2010-11 season ... Led team in scoring in UK's exhibition win against Pikeville with 22 points ... Recorded four rebounds, three assists and three steals as well against Pikeville ... Was 6-of-11 from the field against Pikeville and 9-for-10 from the free-throw line, registering a team-high 37 minutes.

SEASON/CAREER HIGHS

Points	
Season	24 vs. Washington (11/23/10)
Career	24 vs. Washington (11/23/10)
Rebounds	
Season	6 vs. Boston (11/30/10)
Career	6 vs. Boston (11/30/10)
Field Goals	
Season	10 vs. Washington (11/23/10)
Career	10 vs. Washington (11/23/10)
Field Goal Attempts	
Season	17 vs. Washington (11/23/10)
Career	17 vs. Washington (11/23/10)
Three-Point Field Goals	
Season	4, twice
Career	4, twice
Three-Point Attempts	
Season	8, twice
Career	8, twice
Free Throws	
Season	5 vs. Portland (11/19/10)
Career	5 vs. Portland (11/19/10)
Free Throw Attempts	
Season	6 vs. Washington (11/23/10)
Career	6 vs. Washington (11/23/10)
Assists	
Season	6 vs. Boston (11/30/10)
Career	6 vs. Boston (11/30/10)
Steals	
Season	3 vs. North Carolina (12/4/10)
Career	3 vs. North Carolina (12/4/10)
Blocked Shots	
Season	2 vs. Portland (11/19/10)
Career	2 vs. Portland (11/19/10)
Minutes Played	
Season	38 vs. UConn (11/24/10)
Career	38 vs. UConn (11/24/10)

2010-11 Knight Game-by-Game

Opponent	Min	FG-A	Pct	3PT-A	Pct	FT-A	Pct	O-D-T	PF	A	TO	BS	ST	Pts
ETSU	START 32	6-13	.462	4-7	.571	1-4	.250	1-3-4	2	5	2	0	0	17
vs. Portland [Rose Garden]	START 32	7-13	.538	2-5	.400	5-5	1.000	0-3-3	1	1	3	2	0	21
vs. Oklahoma [Maui]	START 35	4-15	.267	2-8	.250	3-5	.600	0-2-2	2	3	5	0	0	13
vs. Washington [Maui]	START 28	10-17	.588	1-6	.167	3-6	.500	2-2-4	4	0	8	0	1	24
vs. UConn [Maui]	START 38	3-15	.200	0-8	.000	0-1	.000	0-2-2	3	5	5	0	1	6
BOSTON	START 34	8-12	.667	4-6	.667	3-3	1.000	0-6-6	2	6	4	1	1	23
at North Carolina	START 36	5-12	.417	3-7	.429	2-3	.667	0-2-2	5	4	6	0	3	15
vs. Notre Dame [Louisville]														
INDIANA														
MISS. VALLEY ST.														
WINTHROP														
COPPIN STATE														
at Louisville														
PENNSYLVANIA														
at Georgia														
AUBURN														
LSU														
at Alabama														
at South Carolina														
GEORGIA														
at Ole Miss														
at Florida														
TENNESSEE														
at Vanderbilt														
MISSISSIPPI STATE														
SOUTH CAROLINA														
at Arkansas														
FLORIDA														
VANDERBILT														
at Tennessee														

MISCELLANEOUS 2010-11 CAR

Dunks	0	0
Double-Figure Scoring Games	6	6
Double-Figure Rebounding Games	0	0
Games With Double-Double	0	0
Games Led UK in Scoring	3	3
Games Led UK in Rebounding	0	0
Games Led UK in Assists	3	3
Games With 3+ Assists	5	5
Games With 3+ Blocks	0	0
Games With 3+ Steals	1	1
Games With 3+ Three-Pointers	3	3

Knight's Career Stats

Year	GP-S	Min.-Avg.	FG-A	Pct.	3FG-A	Pct.	FT-A	Pct.	Reb.-Avg.	PF-D	A	TO	Blk	Stl	Pts.-Avg.
2010-11	7-7	235-33.6	43-97	.443	16-47	.340	17-27	.630	23-3.3	19-1	24	33	3	6	119-17.0
TOTAL	7-7	235-33.6	43-97	.443	16-47	.340	17-27	.630	23-3.3	19-1	24	33	3	6	119-17.0

KENTUCKY BASKETBALL



**Doron
Lamb**

20

6-4 • 195 • Fr.
Queens, N.Y.
(Oak Hill Academy)

Season Update: Has played in all seven games, averaging 13.3 points and 2.3 rebounds ... Scored a career-high 24 points on the road against North Carolina ... Hit 3-of-4 3-pointers against UNC and was 7-of-12 from the field ... Shot a career-high eight free throws against UNC and made seven of them, also a career best ... Dished out a career-high five assists against Boston to go along with 13 points ... Shot 5-of-9 from the field against Boston with two 3-pointers ... Totaled 12 points, including 2-of-3 from 3-point range vs. Oklahoma, playing a career-high 30 minutes ... Scored 13 points and pulled down three rebounds while tying Darius Miller with a game-high three 3-pointers against Portland ... Was the first sub off the bench against Portland ... Scored 20 points in his collegiate debut and was 7-of-10 from the field against East Tennessee State, including 3-of-5 shooting on 3-pointers ... Dished out three assists and pulled down five rebounds against East Tennessee State ... Along with Terrence Jones, became the first freshman duo in UK history to score 20 points in a debut ... Scored 16 points and grabbed five rebounds in opening exhibition game against Pikeville ... Started against Pikeville and Dillard ... Was 3-for-3 from the field and 1-for-1 from beyond the 3-point arc in route to scoring seven points in the exhibition against Dillard.

SEASON/CAREER HIGHS

Points	
Season	24 vs. North Carolina (12/4/10)
Career	24 vs. North Carolina (12/4/10)
Rebounds	
Season	5 vs. East Tenn. St. (11/12/10)
Career	5 vs. East Tenn. St. (11/12/10)
Field Goals	
Season	7, twice
Career	7, twice
Field Goal Attempts	
Season	12 vs. North Carolina (12/4/10)
Career	12 vs. North Carolina (12/4/10)
Three-Point Field Goals	
Season	3, three times
Career	3, three times
Three-Point Attempts	
Season	5 vs. East Tenn. St. (11/12/10)
Career	5 vs. East Tenn. St. (11/12/10)
Free Throws	
Season	7 vs. North Carolina (12/4/10)
Career	7 vs. North Carolina (12/4/10)
Free Throw Attempts	
Season	8 vs. North Carolina (12/4/10)
Career	8 vs. North Carolina (12/4/10)
Assists	
Season	5 vs. Boston (11/30/10)
Career	5 vs. Boston (11/30/10)
Steals	
Season	1, three times
Career	1, three times
Blocked Shots	
Season	1 vs. Washington (11/23/10)
Career	1 vs. Washington (11/23/10)
Minutes Played	
Season	32 vs. North Carolina (12/4/10)
Career	32 vs. North Carolina (12/4/10)

2010-11 Lamb Game-by-Game

Opponent	Min	FG-A	Pct	3PT-A	Pct	FT-A	Pct	O-D-T	PF	A	TO	BS	ST	Pts
ETSU	28	7-10	.700	3-5	.600	3-5	.600	0-5-5	1	3	1	0	0	20
vs. Portland [Rose Garden]	24	4-5	.800	3-4	.750	2-2	1.000	1-2-3	2	1	1	0	0	13
vs. Oklahoma [Maui]	30	4-8	.500	2-3	.667	2-4	.500	1-2-3	1	2	2	0	1	12
vs. Washington [Maui]	28	2-10	.200	0-2	.000	2-2	1.000	0-1-1	4	1	1	1	0	6
vs. UConn [Maui]	14	2-5	.400	1-2	.500	0-0	.000	0-0-0	3	0	2	0	0	5
BOSTON	27	5-9	.556	2-4	.500	1-2	.500	0-2-2	1	5	2	0	1	13
at North Carolina	32	7-12	.583	3-4	.750	7-8	.875	0-2-2	0	3	0	0	1	24
vs. Notre Dame [Louisville]														
INDIANA														
MISS. VALLEY ST.														
WINTHROP														
COPPIN STATE														
at Louisville														
PENNSYLVANIA														
at Georgia														
AUBURN														
LSU														
at Alabama														
at South Carolina														
GEORGIA														
at Ole Miss														
at Florida														
TENNESSEE														
at Vanderbilt														
MISSISSIPPI STATE														
SOUTH CAROLINA														
at Arkansas														
FLORIDA														
VANDERBILT														
at Tennessee														


MISCELLANEOUS 2010-11 CAR

Dunks	0	0
Double-Figure Scoring Games	5	5
Double-Figure Rebounding Games	0	0
Games With Double-Double	0	0
Games Led UK in Scoring	1	1
Games Led UK in Rebounding	0	0
Games Led UK in Assists	0	0
Games With 3+ Assists	3	3
Games With 3+ Blocks	0	0
Games With 3+ Steals	0	0
Games With 3+ Three-Pointers	3	3

Lamb's Career Stats

Year	GP-S	Min.-Avg.	FG-A	Pct.	3FG-A	Pct.	FT-A	Pct.	Reb.-Avg.	PF-D	A	TO	Blk	Stl	Pts.-Avg.
2010-11	7-0	183-26.1	31-59	.525	14-24	.583	17-23	.739	16-2.3	12-0	15	9	1	3	93-13.3
TOTAL	7-0	183-26.1	31-59	.525	14-24	.583	17-23	.739	16-2.3	12-0	15	9	1	3	93-13.3

KENTUCKY BASKETBALL



DeAndre Liggins

34

6-6 • 210 • Jr.
Chicago, Ill.
(Findlay Prep)

Season Update: Has started all seven games, averaging 9.1 points, 3.9 rebounds and 3.3 assists ... Tied a game-high against North Carolina with four assists ... Played a game-high 37 minutes against North Carolina ... Slammed home the second dunk of his career against North Carolina ... Blocked a career-high three shots against Boston ... Scored nine points against Boston to go along with four assists, four rebounds and three blocks. Also made his lone 3-point field goal attempt ... Logged a career-high 38 minutes vs. UConn in the Maui Invitational championship game ... Scored seven points with four rebounds, three steals and two assists vs. Washington ... Held UW's leading scorer Isaiah Thomas to 4-of-14 from the field and 0-of-4 from 3-point range ... Totaled 12 points, five rebounds, four assists and three steals vs. Oklahoma in the Maui Invitational ... Scored six points and dished out two assists to go along with two rebounds against Portland ... Held the nation's leading 3-point shooter Portland's Jared Stohl to 1-of-7 from 3-point range ... Was a perfect 4-for-4 from the free-throw line against Portland ... Played a game-high 37 minutes in UK's season opener against East Tennessee State, leading the team with six assists ... Scored 14 points, including two 3-pointers, and pulled down three rebounds against East Tennessee State ... Scored 18 points and grabbed seven rebounds in UK's exhibition win against Pikeville ... Was also 7-of-10 from the field against Pikeville.

SEASON/CAREER HIGHS

Points	
Season	14 vs. East Tenn. St. (11/12/10)
Career	18 vs. Miami (12/6/08)
Rebounds	
Season	6 vs. North Carolina (12/4/10)
Career	8 at LSU (2/6/10)
Field Goals	
Season	5, twice
Career	6, twice
Field Goal Attempts	
Season	10, twice
Career	16 at Ole Miss (1/27/09)
Three-Point Field Goals	
Season	2, twice
Career	2, seven times
Three-Point Attempts	
Season	4, twice
Career	8 vs. Miami (12/6/08)
Free Throws	
Season	4, twice
Career	6, three times
Free Throw Attempts	
Season	6, twice
Career	8 vs. Miss. Valley St. (12/7/08)
Assists	
Season	6 vs. East Tenn. St. (11/12/10)
Career	8 vs. Central Michigan (12/29/08)
Steals	
Season	3, twice
Career	3, four times
Blocked Shots	
Season	3 vs. Boston (11/30/10)
Career	3 vs. Boston (11/30/10)
Minutes Played	
Season	38 vs. UConn (11/24/10)
Career	38 vs. UConn (11/24/10)

2010-11 Liggins Game-by-Game

Opponent	Min	FG-A	Pct	3PT-A	Pct	FT-A	Pct	O-D-T	PF	A	TO	BS	ST	Pts
ETSU	START 37	5-10	.500	2-4	.500	2-3	.667	0-3-3	1	6	3	0	0	14
vs. Portland [Rose Garden]	START 31	1-4	.250	0-1	.000	4-4	1.000	0-2-2	1	2	1	0	1	6
vs. Oklahoma [Maui]	START 35	5-9	.556	2-4	.500	0-2	.000	0-5-5	2	4	1	0	3	12
vs. Washington [Maui]	START 26	2-7	.286	0-0	.000	3-6	.500	0-4-4	3	2	1	1	3	7
vs. UConn [Maui]	START 38	3-10	.300	0-2	.000	2-3	.667	1-2-3	2	1	4	0	1	8
BOSTON	START 28	2-6	.333	1-1	1.000	4-6	.667	1-3-4	1	4	0	3	1	9
at North Carolina	START 37	3-9	.333	0-2	.000	2-2	1.000	0-6-6	3	4	0	1	2	8
vs. Notre Dame [Louisville]														
INDIANA														
MISS. VALLEY ST.														
WINTHROP														
COPPIN STATE														
at Louisville														
PENNSYLVANIA														
at Georgia														
AUBURN														
LSU														
at Alabama														
at South Carolina														
GEORGIA														
at Ole Miss														
at Florida														
TENNESSEE														
at Vanderbilt														
MISSISSIPPI STATE														
SOUTH CAROLINA														
at Arkansas														
FLORIDA														
VANDERBILT														
at Tennessee														

MISCELLANEOUS	2010-11	CAR
Dunks	1	2
Double-Figure Scoring Games	2	7
Double-Figure Rebounding Games	0	0
Games With Double-Double	0	0
Games Led UK in Scoring	0	0
Games Led UK in Rebounding	0	1
Games Led UK in Assists	4	14
Games With 3+ Assists	4	24
Games With 3+ Blocks	1	1
Games With 3+ Steals	2	4
Games With 3+ Three-Pointers	0	0

Liggins' Career Stats

Year	GP-S	Min.-Avg.	FG-A	Pct.	3FG-A	Pct.	FT-A	Pct.	Reb.-Avg.	PF-D	A	TO	Blk	Stl	Pts.-Avg.
2008-09	33-1	547-16.6	46-127	.362	12-51	.235	35-52	.673	77-2.3	54-0	92	75	14	24	139-4.2
2009-10	29-0	445-15.3	36-86	.419	14-44	.318	23-39	.590	66-2.3	42-1	24	17	8	20	109-3.8
2010-11	7-7	232-33.1	21-55	.382	5-14	.357	17-26	.654	27-3.9	13-0	23	10	5	11	64-9.1
TOTAL	69-8	1224-17.7	103-268	.384	31-109	.284	75-117	.641	170-2.5	109-1	139	102	27	55	312-4.5

KENTUCKY BASKETBALL



Darius Miller

1

6-7 • 228 • Jr.
Maysville, Ky.
(Mason County)

Season Update: Has started all seven games, averaging 10.3 points and 5.3 rebounds ... Tied Josh Harrellson with a team-high seven rebounds against North Carolina ... Hit 3-of-5 3-pointers against UNC ... Scored 13 points on 4-of-8 shooting from the field against UNC ... Was a perfect 3-for-3 from the field and 2-for-2 from beyond the arc en route to scoring eight points against Boston ... Filled the stat sheet against Boston with eight points, two rebounds, three assists, two blocks, one steal and two 3-pointers in just 19 minutes ... Scored a season-high 15 points vs. UConn in Maui Invitational championship game, including 13 in the second half ... Recorded career-highs of five steals and four blocked shots against Portland ... Scored a season-high 15 points on a sharp 6-of-7 shooting from the field, including 3-of-4 from beyond the arc, and dished out a game-high four assists ... Grabbed a career-high 11 rebounds in Kentucky's season opener against East Tennessee State ... Scored eight points, including two 3-pointers, had one assist, one block and one steal against East Tennessee State ... Registered a double-double in UK's opening exhibition game against Pikeville with 21 points and a team-high 10 rebounds ... Was 11-for-12 from the free-throw line against Pikeville ... Started against Pikeville and Dillard ... Filled the stat sheet in UK's exhibition win against Dillard with 12 points, eight rebounds, five assists, two blocks and a team-high four steals.

SEASON/CAREER HIGHS

Points	Season 15, twice
Career 20 vs. Wake Forest (3/20/10)	
Rebounds	Season 11 vs. East Tenn. St. (11/12/10)
Career 11 vs. East Tenn. St. (11/12/10)	
Field Goals	Season 6, twice
Career 7, twice	
Field Goal Attempts	Season 14 vs. UConn (11/24/10)
Career 14 vs. UConn (11/24/10)	
Three-Point Field Goals	Season 3, twice
Career 4, twice	
Three-Point Attempts	Season 5, three times
Career 7 vs. UNC Asheville (11/30/09)	
Free Throws	Season 3 vs. Washington (11/23/10)
Career 5, twice	
Free Throw Attempts	Season 4 vs. Washington (11/23/10)
Career 6 vs. South Carolina (2/25/09)	
Assists	Season 4 vs. Portland (11/19/10)
Career 6 vs. Tennessee (2/21/09)	
Steals	Season 5 vs. Portland (11/19/10)
Career 5 vs. Portland (11/19/10)	
Blocked Shots	Season 4 vs. Portland (11/19/10)
Career 4 vs. Portland (11/19/10)	
Minutes Played	Season 34 vs. North Carolina (12/4/10)
Career 34, twice	

2010-11 Miller Game-by-Game


Opponent	Min	FG-A	Pct	3PT-A	Pct	FT-A	Pct	O-D-T	PF	A	TO	BS	ST	Pts
ETSU	START 31	3-9	.333	2-5	.400	0-0	.000	3-8-11	2	1	3	1	1	8
vs. Portland [Rose Garden]	START 30	6-7	.857	3-4	.750	0-0	.000	1-4-5	4	4	2	4	5	15
vs. Oklahoma [Maui]	START 26	2-5	.400	1-3	.333	0-0	.000	2-3-5	4	0	0	1	1	5
vs. Washington [Maui]	START 24	2-5	.400	1-2	.500	3-4	.750	2-1-3	4	1	1	1	1	8
vs. UConn [Maui]	START 29	6-14	.429	2-5	.400	1-3	.333	3-1-4	3	2	0	0	0	15
BOSTON	START 19	3-3	1.000	2-2	1.000	0-0	.000	0-2-2	4	3	2	2	1	8
at North Carolina	START 34	4-8	.500	3-5	.600	2-2	1.000	0-7-7	3	0	2	1	0	13
vs. Notre Dame [Louisville]														
INDIANA														
MISS. VALLEY ST.														
WINTHROP														
COPPIN STATE														
at Louisville														
PENNSYLVANIA														
at Georgia														
AUBURN														
LSU														
at Alabama														
at South Carolina														
GEORGIA														
at Ole Miss														
at Florida														
TENNESSEE														
at Vanderbilt														
MISSISSIPPI STATE														
SOUTH CAROLINA														
at Arkansas														
FLORIDA														
VANDERBILT														
at Tennessee														

MISCELLANEOUS	2010-11	CAR
Dunks	0	9
Double-Figure Scoring Games	3	15
Double-Figure Rebounding Games	1	2
Games With Double-Double	0	0
Games Led UK in Scoring	0	3
Games Led UK in Rebounding	1	4
Games Led UK in Assists	1	6
Games With 3+ Assists	2	21
Games With 3+ Blocks	1	2
Games With 3+ Steals	1	5
Games With 3+ Three-Pointers	2	10

Miller's Career Stats

Year	GP-S	Min.-Avg.	FG-A	Pct.	3FG-A	Pct.	FT-A	Pct.	Reb.-Avg.	PF-D	A	TO	Blk	Stl	Pts.-Avg.
2008-09	36-2	764-21.2	66-161	.410	18-54	.333	41-51	.804	111-3.1	92-5	72	64	22	27	191-5.3
2009-10	38-32	804-21.2	86-215	.400	43-128	.336	31-39	.795	95-2.5	72-2	58	35	22	22	246-6.5
2010-11	7-7	193-27.6	26-51	.510	14-26	.538	6-9	.667	37-5.3	24-0	11	10	10	9	72-10.3
TOTAL	81-41	1761-21.7	178-427	.417	75-208	.361	78-99	.788	243-3.0	188-7	141	109	54	58	509-6.3

KENTUCKY BASKETBALL



**Jarrod
Polson**

5

6-2 • 185 • Fr.
Nicholasville, Ky.
(West Jessamine)

Season Update: Has played in five of seven games ... Played one minute on the road against North Carolina ... Scored his first two points of his career against Boston by converting on both his free-throw attempts ... Played a season-high four minutes against Boston ... Played two minutes on the road against Portland ... Played one minute in UK's season opener against East Tennessee State ... Registered two minutes in the exhibition against Pikeville ... Scored one point, grabbed one rebound and dished out one assist in five minutes of UK's exhibition win over Dillard.

SEASON/CAREER HIGHS

Points	
Season	0
Career	0
Rebounds	
Season	0
Career	0
Field Goals	
Season	0
Career	0
Field Goal Attempts	
Season	1, twice
Career	1, twice
Three-Point Field Goals	
Season	0
Career	0
Three-Point Attempts	
Season	1 vs. Portland (11/19/10)
Career	1 vs. Portland (11/19/10)
Free Throws	
Season	2 vs. Boston (11/30/10)
Career	2 vs. Boston (11/30/10)
Free Throw Attempts	
Season	2 vs. Boston (11/30/10)
Career	2 vs. Boston (11/30/10)
Assists	
Season	0
Career	0
Steals	
Season	0
Career	0
Blocked Shots	
Season	0
Career	0
Minutes Played	
Season	4 vs. Boston (11/30/10)
Career	4 vs. Boston (11/30/10)

2010-11 Polson Game-by-Game

Opponent	Min	FG-A	Pct	3PT-A	Pct	FT-A	Pct	O-D-T	PF	A	TO	BS	ST	Pts
ETSU	1	0-0	.000	0-0	.000	0-0	.000	0-0-0	0	0	0	0	0	0
vs. Portland [Rose Garden]	2	0-1	.000	0-1	.000	0-0	.000	0-0-0	1	0	0	0	0	0
vs. Oklahoma [Maui]					DNP									
vs. Washington [Maui]	1	0-0	.000	0-0	.000	0-0	.000	0-0-0	0	0	0	0	0	0
vs. UConn [Maui]					DNP									
BOSTON	4	0-1	.000	0-0	.000	2-2	1.000	0-0-0	0	0	0	0	0	2
at North Carolina	1	0-0	.000	0-0	.000	0-0	.000	0-0-0	0	0	0	0	0	0
vs. Notre Dame [Louisville]														
INDIANA														
MISS. VALLEY ST.														
WINTHROP														
COPPIN STATE														
at Louisville														
PENNSYLVANIA														
at Georgia														
AUBURN														
LSU														
at Alabama														
at South Carolina														
GEORGIA														
at Ole Miss														
at Florida														
TENNESSEE														
at Vanderbilt														
MISSISSIPPI STATE														
SOUTH CAROLINA														
at Arkansas														
FLORIDA														
VANDERBILT														
at Tennessee														

MISCELLANEOUS	2010-11	CAR
Dunks	0	0
Double-Figure Scoring Games	0	0
Double-Figure Rebounding Games	0	0
Games With Double-Double	0	0
Games Led UK in Scoring	0	0
Games Led UK in Rebounding	0	0
Games Led UK in Assists	0	0
Games With 3+ Assists	0	0
Games With 3+ Blocks	0	0
Games With 3+ Steals	0	0
Games With 3+ Three-Pointers	0	0

Polson's Career Stats

Year	GP-S	Min.-Avg.	FG-A	Pct.	3FG-A	Pct.	FT-A	Pct.	Reb.-Avg.	PF-D	A	TO	Blk	Stl	Pts.-Avg.
2010-11	5-0	9-1.8	0-2	.000	0-1	.000	2-2	1.000	0-0.0	1-0	0	0	0	0	2-0.4
TOTAL	5-0	9-1.8	0-2	.000	0-1	.000	2-2	1.000	0-0.0	1-0	0	0	0	0	2-0.4

KENTUCKY BASKETBALL



**Stacey
Poole**

2

6-4 • 195 • Fr.
Jacksonville, Fla.
(Providence)

Season Update: Has played in five of seven games ... Recorded the first assist of his career against Boston ... Logged a season-high eight minutes vs. Washington in the EA Sports Maui Invitational ... Played two minutes on the road against Portland ... Had one rebound in first collegiate outing ... Played one minute against East Tennessee State ... Scored three points in UK's exhibition win against Pikeville ... Scored five points, grabbed six rebounds and passed out three assists in eight minutes of play in the exhibition against Dillard.

SEASON/CAREER HIGHS

Points	
Season	0
Career	0
Rebounds	
Season	1 vs. East Tenn. St. (11/12/10)
Career	1 vs. East Tenn. St. (11/12/10)
Field Goals	
Season	0
Career	0
Field Goal Attempts	
Season	2 vs. Washington (11/23/10)
Career	2 vs. Washington (11/23/10)
Three-Point Field Goals	
Season	0
Career	0
Three-Point Attempts	
Season	1 vs. Washington (11/23/10)
Career	1 vs. Washington (11/23/10)
Free Throws	
Season	0
Career	0
Free Throw Attempts	
Season	0
Career	0
Assists	
Season	1 vs. Boston (11/30/10)
Career	1 vs. Boston (11/30/10)
Steals	
Season	0
Career	0
Blocked Shots	
Season	0
Career	0
Minutes Played	
Season	8 vs. Washington (11/23/10)
Career	8 vs. Washington (11/23/10)

2010-11 Poole Game-by-Game

Opponent	Min	FG-A	Pct	3PT-A	Pct	FT-A	Pct	O-D-T	PF	A	TO	BS	ST	Pts
ETSU	1	0-1	.000	0-0	.000	0-0	.000	0-1-1	0	0	0	0	0	0
vs. Portland [Rose Garden]	2	0-0	.000	0-0	.000	0-0	.000	0-0-0	0	0	0	0	0	0
vs. Oklahoma [Maui]					DNP									
vs. Washington [Maui]	8	0-2	.000	0-1	.000	0-0	.000	0-0-0	1	0	0	0	0	0
vs. UConn [Maui]	+0	0-0	.000	0-0	.000	0-0	.000	0-0-0	0	0	0	0	0	0
BOSTON	4	0-0	.000	0-0	.000	0-0	.000	0-0-0	1	1	1	0	0	0
at North Carolina					DNP									
vs. Notre Dame [Louisville]														
INDIANA														
MISS. VALLEY ST.														
WINTHROP														
COPPIN STATE														
at Louisville														
PENNSYLVANIA														
at Georgia														
AUBURN														
LSU														
at Alabama														
at South Carolina														
GEORGIA														
at Ole Miss														
at Florida														
TENNESSEE														
at Vanderbilt														
MISSISSIPPI STATE														
SOUTH CAROLINA														
at Arkansas														
FLORIDA														
VANDERBILT														
at Tennessee														

MISCELLANEOUS 2010-11 CAR

Dunks	0	0
Double-Figure Scoring Games	0	0
Double-Figure Rebounding Games	0	0
Games With Double-Double	0	0
Games Led UK in Scoring	0	0
Games Led UK in Rebounding	0	0
Games Led UK in Assists	0	0
Games With 3+ Assists	0	0
Games With 3+ Blocks	0	0
Games With 3+ Steals	0	0
Games With 3+ Three-Pointers	0	0

Poole's Career Stats

Year	GP-S	Min.-Avg.	FG-A	Pct.	3FG-A	Pct.	FT-A	Pct.	Reb.-Avg.	PF-D	A	TO	Blk	Stl	Pts.-Avg.
2010-11	5-0	15-3.0	0-3	.000	0-1	.000	0-0	.000	1-0.2	2-0	1	1	0	0	0-0.0
TOTAL	5-0	15-3.0	0-3	.000	0-1	.000	0-0	.000	1-0.2	2-0	1	1	0	0	0-0.0

KENTUCKY BASKETBALL



**Eloy
Vargas**

30

6-11 • 250 • Jr.
Moca, Dominican Republic
(Miami-Dade CC)

Season Update: Has played in all seven games, averaging 2.9 points and 3.6 rebounds ... Played nine minutes on the road against North Carolina, pulling down two rebounds ... Tied a career-high with two blocks against Boston ... Scored four points and pulled down four rebounds in 17 minutes of play against Boston ... Totaled career highs with both six points and six rebounds vs. UConn in the Maui Invitational championship game ... Also was a perfect 4-for-4 from the charity stripe and blocked two shots vs. UConn ... Made two crucial free throws down the stretch vs. Washington, scoring four points ... Logged a season-high 16 minutes, grabbing four rebounds vs. Oklahoma ... Scored a season-high four points on perfect 2-for-2 shooting from the field against Portland ... Tied season-highs of four rebounds and one blocked shot while playing a season-high 14 minutes against Portland ... Was first player off the bench against East Tennessee State ... Grabbed four rebounds, blocked one shot and dished out one assist in 13 minutes of action against East Tennessee State ... Had five points, six rebounds and two blocks in UK's exhibition win against Pikeville ... Scored 10 points on 5-of-6 shooting and grabbed two rebounds and blocked one shot in the exhibition against Dillard.

SEASON/CAREER HIGHS

Points	Season 6 vs. UConn (11/24/10)
Career 6 vs. UConn (11/24/10)	
Rebounds	Season 6 vs. UConn (11/24/10)
Career 6 vs. UConn (11/24/10)	
Field Goals	Season 2 vs. Portland (11/19/10)
Career 2 vs. Portland (11/19/10)	
Field Goal Attempts	Season 2, four times
Career 2, four times	
Three-Point Field Goals	Season 0
Career 0	
Three-Point Attempts	Season 0
Career 0	
Free Throws	Season 4, twice
Career 4, twice	
Free Throw Attempts	Season 6 vs. Boston (11/30/10)
Career 6 vs. Boston (11/30/10)	
Assists	Season 1, twice
Career 1, twice	
Steals	Season 1 vs. UConn (11/24/10)
Career 1 vs. UConn (11/24/10)	
Blocked Shots	Season 2, twice
Career 2, twice	
Minutes Played	Season 19 vs. UConn (11/24/10)
Career 19 vs. UConn (11/24/10)	

2010-11 Vargas Game-by-Game

Opponent	Min	FG-A	Pct	3PT-A	Pct	FT-A	Pct	O-D-T	PF	A	TO	BS	ST	Pts
ETSU	13	0-1	.000	0-0	.000	0-0	.000	2-2-4	2	1	0	1	0	0
vs. Portland [Rose Garden]	14	2-2	1.000	0-0	.000	0-0	.000	1-3-4	2	0	0	1	0	4
vs. Oklahoma [Maui]	16	1-1	1.000	0-0	.000	0-0	.000	1-3-4	2	1	1	0	0	2
vs. Washington [Maui]	6	1-1	1.000	0-0	.000	2-2	1.000	1-0-1	1	0	0	0	0	4
vs. UConn [Maui]	19	1-2	.500	0-0	.000	4-4	1.000	3-3-6	1	0	0	2	1	6
BOSTON	17	0-2	.000	0-0	.000	4-6	.667	2-2-4	1	0	0	2	0	4
at North Carolina	9	0-2	.000	0-0	.000	0-0	.000	1-1-2	5	0	1	0	0	0
vs. Notre Dame [Louisville]														
INDIANA														
MISS. VALLEY ST.														
WINTHROP														
COPPIN STATE														
at Louisville														
PENNSYLVANIA														
at Georgia														
AUBURN														
LSU														
at Alabama														
at South Carolina														
GEORGIA														
at Ole Miss														
at Florida														
TENNESSEE														
at Vanderbilt														
MISSISSIPPI STATE														
SOUTH CAROLINA														
at Arkansas														
FLORIDA														
VANDERBILT														
at Tennessee														

MISCELLANEOUS	2010-11	CAR
Dunks	2	2
Double-Figure Scoring Games	0	0
Double-Figure Rebounding Games	0	0
Games With Double-Double	0	0
Games Led UK in Scoring	0	0
Games Led UK in Rebounding	1	1
Games Led UK in Assists	0	0
Games With 3+ Assists	0	0
Games With 3+ Blocks	0	0
Games With 3+ Steals	0	0
Games With 3+ Three-Pointers	0	0

Vargas' Career Stats

Year	GP-S	Min.-Avg.	FG-A	Pct.	3FG-A	Pct.	FT-A	Pct.	Reb.-Avg.	PF-D	A	TO	Blk	Stl	Pts.-Avg.
2008-09 (Florida)	9-0	34-3.8	0-10	.000	0-2	.000	5-9	.556	6-0.7	9-0	0	3	3	1	5-0.6
2010-11	7-0	94-13.4	5-11	.455	0-0	.000	10-12	.833	25-3.6	14-1	2	2	6	1	20-2.9
TOTAL	7-0	94-13.4	5-11	.455	0-0	.000	10-12	.833	25-3.6	14-1	2	2	6	1	20-2.9

KENTUCKY BASKETBALL

MISCELLANEOUS KENTUCKY STATS

LEADING SCORER

Terrence Jones	3
Brandon Knight	3
Doron Lamb	1

LEADING REBOUNDER

Josh Harrellson	4
Terrence Jones	3
Darius Miller	1
Eloy Vargas	1

LEADER IN ASSISTS

DeAndre Liggins	4
Brandon Knight	3
Terrence Jones	1
Darius Miller	1

CHARGES DRAWN

Opponents	8
Kentucky	1

Doron Lamb	1
------------	---

DUNKS

Opponents	21
Kentucky	14

Terrence Jones	10
Eloy Vargas	2
Jon Hood	1
DeAndre Liggins	1

20-POINT SCORING GAMES

Opponents	5
Kentucky	8

Terrence Jones	3
Brandon Knight	3
Doron Lamb	2

30-POINT SCORING GAMES

Opponents	0
Kentucky	0

TECHNICAL FOULS

Opponents	2
Kentucky	1

Darius Miller	1
---------------	---

FOUR-POINT PLAYS

Opponents	0
Kentucky	1

Terrence Jones	1
----------------	---

THREE-POINT PLAYS

Opponents	10
Kentucky	6

Brandon Knight	4
Terrence Jones	1
DeAndre Liggins	1

UK'S FIRST SUBSTITUTION

Doron Lamb	6
Eloy Vargas	2

FORCED 5-SECOND CALLS

Opponents	0
Kentucky	0

SHOT CLOCK VIOLATIONS

Opponents	2
Kentucky	0

10-SECOND VIOLATIONS

Opponents	0
Kentucky	0

THREE-SECOND VIOLATIONS

Opponents	0
Kentucky	0

JUMP BALLS CONTROLLED

Opponents	3
Kentucky	4

Terrence Jones	4/7 (.571)
----------------	------------

FIRST SCORE

Opponents	2
Kentucky	5

Terrence Jones	2
Darius Miller	2
Josh Harrellson	1

RUNS OF 10-0 OR BETTER

Opponents	1
Kentucky	4

LARGEST HALFTIME LEAD

15, 50-35 vs. ETSU (11/12/10)

LARGEST SEC HALFTIME LEAD

LARGEST HALFTIME DEFICIT

21, 50-29 vs. UConn (11/24/10)

LARGEST SEC HALFTIME DEFICIT

LARGEST UK LEAD

39, 88-49 vs. Boston (11/30/10)

LARGEST UK LEAD IN SEC

LARGEST UK DEFICIT

22, 52-30 vs. UConn (11/24/10)

LARGEST UK DEFICIT IN SEC

LARGEST UK WIN

34, 91-57 vs. Boston (11/30/10)

LARGEST UK WIN IN SEC

LARGEST UK DEFEAT

17, 84-67 vs. UConn (11/24/10)

LARGEST UK DEFEAT IN SEC

MOST CONSECUTIVE UK PTS

18 vs. Washington (11/23/10)

MOST CONSECUTIVE OPP PTS

13 by Oklahoma (11/22/10)

LONGEST WINNING STREAK

4 - 11/12-11/23

LONGEST LOSING STREAK

n/a

LARGEST HOME CROWD

23,740 vs. ETSU (11/12/10)

LARGEST ROAD CROWD

20,695 at UNC (12/04/10)

LARGEST NEUTRAL CROWD

2,400 vs. Oklahoma (11/22/10)

Lahaina Civic Center (Maui);

vs. Washington (11/23/10)

Lahaina Civic Center (Maui)

vs. UConn (11/24/10)

Lahaina Civic Center (Maui)

Specialty Stats

POT - Points off turnovers

PP - Points in the paint

2nd - Second chance points

BP - Points off the bench

KENTUCKY-OPPONENT

Opponent	PP	POT	2nd	BP
East Tenn. St.	26-32	15-7	16-9	22-16
Portland	32-22	13-11	9-8	19-17
Oklahoma	40-32	14-13	12-8	15-11
Washington	38-36	15-20	18-15	10-18
UConn	24-42	14-14	18-5	14-21
Boston	30-14	15-14	15-10	21-16
North Carolina	14-34	17-14	7-11	24-10
Notre Dame				
Indiana				
Mississippi Valley St.				
Winthrop				
Coppin State				
Louisville				
Penn				
Georgia				
Auburn				
LSU				
Alabama				
South Carolina				
Georgia				
Ole Miss				
Florida				
Tennessee				
Vanderbilt				
Mississippi State				
South Carolina				
Arkansas				
Florida				
Vanderbilt				
Tennessee				
Totals	204-212	103-93	96-72	124-109
Kentucky Avg.	29.1	14.7	13.7	17.7
Opp. Avg.	30.2	13.3	10.3	15.6

Clutch Free Throws

(final three minutes of regulation and overtime in a six point game)

INDIVIDUAL SEASON TOTALS

Player	FT-FTA	Pct.
Terrence Jones	1-2	.500
Doron Lamb	6-6	1.000
Darius Miller	2-2	1.000
TEAM TOTAL	9-10	.900



THE LAST TIME...

INDIVIDUALS

SCORING

Scored 25 Points - Terrence Jones (29) vs. Oklahoma, 11/22/10

Scored 30 Points - Jodie Meeks (45) at Arkansas, 2/14/09

Scored 35 Points - Jodie Meeks (45) at Arkansas, 2/14/09

Scored 40 Points - Jodie Meeks (45) at Arkansas, 2/14/09

Scored 45 Points - Jodie Meeks (45) at Arkansas, 2/14/09

Scored 50 Points - Jodie Meeks (54) at Tennessee, 1/13/09

Two Players Had 20 Points - Terrence Jones (25)/Doron Lamb (20) vs. East Tennessee State, 11/12/10

Three Players Had 20 Points - DeMarcus Cousins (27)/John Wall (21)/Patrick Patterson (20) vs. Sam Houston State, 11/19/09

Two Players Had 30 Points - Patrick Patterson (33) and Jodie Meeks (32) vs. Tennessee State, 12/22/08

Scored 20 Points in Two Straight Games - John Wall (2) vs. Alabama (22), 2/9/10; vs. Tennessee (24), 2/13/10

Scored 20 Points in Three Straight Games - Jodie Meeks (9) 2/10/09 - 1/31/09

Scored 20 Points in Four Straight Games - Jodie Meeks (9) 12/29/08 - 1/31/09

Scored 20 points in Five Straight Games - Jodie Meeks (9) 12/29/08 - 1/31/09

Scored 20 points in Six Straight games - Jodie Meeks (9) 12/29/08 - 1/31/09

Scored 20 points in Seven Straight games - Jodie Meeks (9) 12/29/08 - 1/31/09

Scored 20 points in Eight Straight games - Jodie Meeks (9) 12/29/08 - 1/31/09

Scored 20 points in Nine Straight games - Jodie Meeks (9) 12/29/08 - 1/31/09

Scored 20 points in 10 Straight games - Kevin Grevey (12) 12/20/74 - 1/27/75

Scored 20 points in 12 Straight games - Kevin Grevey (12) 12/20/74 - 1/27/75

Scored 25 Points in Three Straight Games - Tayshaun Prince vs. Ole Miss (26) 3/11/01; vs. Holy Cross (27) 3/15/01; vs. Iowa (31) 3/17/01

Scored 30 Points in Two Straight Games - Jodie Meeks vs. Appalachian State (46) 12/20/08; vs. Tennessee State (32) 12/22/08

Scored 30 Points in Three Straight Games - Dan Issel (6) vs. Florida (37) 2/14/70; vs. Georgia (40) 2/16/70; vs. LSU (51) 2/21/70; vs. Alabama (47) 2/23/70; vs. Vanderbilt (31) 2/28/70; vs. Auburn (42) 3/2/70

Scored in double figures in 10 straight Games - John Wall (13) 2/9/10 - 3/20/10

Scored in double figures in 15 straight Games - DeMarcus Cousins (16) 12/9/09 - 2/9/10

Scored in double figures in 20 straight Games - Jodie Meeks (32) 11/14/08 - 3/25/09

Scored in double figures in 25 straight Games - Jodie Meeks (32) 11/14/08 - 3/12/09

Scored in double figures in 30 straight Games - Jodie Meeks (32) 11/14/08 - 3/12/09

Five Players Scored in Double Figures - Eric Bledsoe (14), Darius Miller (14), Patrick Patterson (13), John Wall (11), Darnell Dodson (10) vs. Florida, 3/7/10

Six Players Scored in Double Figures - Randolph Morris (17), Kelenna Azubuike (15), Patrick Sparks (14), Chuck Hayes (12), Rajon Rondo (11), Ravi Moss (10) and Ramel Bradley (10) vs. Mississippi State 2/19/05

Seven Players Scored in Double Figures - Randolph Morris (17), Kelenna Azubuike (15), Patrick Sparks (14), Chuck Hayes (12), Rajon Rondo (11), Ravi Moss (10) and Ramel Bradley (10) vs. Mississippi State 2/19/05

Four Players with 15 or more points - DeMarcus Cousins (27), John Wall (21), Patrick Patterson (20), Eric Bledsoe (19), Darius Miller (15) vs. SHSU, 11/19/09

DOUBLE-DOUBLES

Double-Double - Terrence Jones (18p, 10r)/Josh Harrellson (12p, 11r) vs. Boston, 11/30/10

Triple-Double - Chris Mills (19 points, 10 rebounds, 10 assists) vs. Austin Peay, 12/27/88

20-10 Game - Terrence Jones (29 points, 13 rebounds) vs. Oklahoma, 11/22/10

30-10 Game - Tayshaun Prince (33 points, 11 rebounds) vs. Tennessee State, 12/22/08

Back-to-back 20-10 Games - Patrick Patterson vs. Tennessee State (33 points, 11 rebounds) 12/22/08; vs. Florida Atlantic (27 points, 14 rebounds) 12/27/08

Double-Double in Points and Rebs - Terrence Jones (18p, 10r)/Josh Harrellson (12p, 11r) vs. Boston, 11/30/10

Double-Double in Points and Assists - John Wall (17 points, 11 assists) vs. East Tennessee State (NCAA Tournament), 3/18/10

Double-Double in Points and Blocks - Never

Double-Double in Points and Steals - Never

Double-double in two consecutive games - Terrence Jones (2) vs. Washington (11/23); vs. Oklahoma (11/22)

Double-double in three consecutive games - DeMarcus Cousins (7) at Auburn (1/16/10), vs. Arkansas (1/23), at South Carolina (1/26), vs. Vanderbilt (1/30), vs. Ole Miss (2/2), at LSU (2/6), vs. Alabama (2/9)

Double-double in four consecutive games - DeMarcus Cousins (7) at Auburn (1/16/10), vs. Arkansas (1/23), at South Carolina (1/26), vs. Vanderbilt (1/30), vs. Ole Miss (2/2), at LSU (2/6), vs. Alabama (2/9)

Double-double in five consecutive games - DeMarcus Cousins (7) at Auburn (1/16/10), vs. Arkansas (1/23), at South Carolina (1/26), vs. Vanderbilt (1/30), vs. Ole Miss (2/2), at LSU (2/6), vs. Alabama (2/9)

Double-double in six consecutive games - DeMarcus Cousins (7) at Auburn (1/16/10), vs. Arkansas (1/23), at South Carolina (1/26), vs. Vanderbilt (1/30), vs. Ole Miss (2/2), at LSU (2/6), vs. Alabama (2/9)

Double-double in 10 consecutive games - Jim Andrews, 1972-73 season

Two players record double-doubles - Terrence Jones (18p, 10r)/Josh Harrellson (12p, 11r) vs. Boston, 11/30/10

Three players record double-doubles - DeMarcus Cousins (19 points, 14 rebounds)/Patrick Patterson (19 points, 10 rebounds)/John Wall (18 points, 10 rebounds) at Mississippi State, 2/16/10

Four players record double-doubles - Jack Givens (30 points, 13 rebounds)/Kyle Macy (16 points, 10 assists)/Mike Phillips (22 points, 18 rebounds)/Rick Robey (23 points, 13 rebounds) vs. Southern Methodist, 11/26/77

Five players record double-doubles - Never

FIELD GOALS

Made 12 FG in a game - Terrence Jones (12) vs. Oklahoma, 11/22/10

Made 15 FG in a game - Jodie Meeks (17) at Arkansas, 2/14/09

Made 16 FG in a game - Jodie Meeks (17) at Arkansas, 2/14/09

Made 17 FG in a game - Jodie Meeks (17) at Arkansas, 2/14/09

Made 18 FG in a game - Melvin Turpin (18) vs. Georgia 3/8/84

Made 19 FG in a game - Dan Issel (19) vs. Alabama 2/23/70

Made 20 FG in a game - Dan Issel (23) vs. Ole Miss 2/7/70

Made 21 FG in a game - Dan Issel (23) vs. Ole Miss 2/7/70

Made 22 FG in a game - Dan Issel (23) vs. Ole Miss 2/7/70

Made 23 FG in a game - Dan Issel (23) vs. Ole Miss 2/7/70

Attempted 17 FG in a game - Terrence Jones (17) at North Carolina, 12/4/10

Attempted 18 FG in a game - Terrence Jones (19) vs. East Tennessee State, 11/12/10

Attempted 19 FG in a game - Terrence Jones (19) vs. East Tennessee State, 11/12/10

Attempted 20 FG in a game - Jodie Meeks (22) vs. LSU, 2/28/09

Attempted 25 FG in a game - Jodie Meeks (27) vs. VMI, 11/14/08

THREE-POINTERS

Made 5 3-pointers in a game - Eric Bledsoe (8) vs. East Tennessee State (NCAA Tournament), 3/18/10

Made 6 3-pointers in a game - Eric Bledsoe (8) vs. East Tennessee State (NCAA Tournament), 3/18/10

Made 7 3-pointers in a game - Eric Bledsoe (8) vs. East Tennessee State (NCAA Tournament), 3/18/10

Made 8 3-pointers in a game - Eric Bledsoe (8) vs. East Tennessee State (NCAA Tournament), 3/18/10

Made 9 3-pointers in a game - Jodie Meeks (10) at Tennessee, 1/13/09

Made 10 3-pointers in a game - Jodie Meeks (10) at Tennessee, 1/13/09

Made 11 3-pointers in a game - Never

Attempted 10 3-pointers in a game - Darnell Dodson (10) vs. Hartford, 12/29/09

Attempted 15 3-pointers in a game - Jodie Meeks (15) at Tennessee, 1/13/09
Attempted 16 3-pointers in a game - Derrick Miller (16) vs. LSU 2/15/90
Attempted 17 3-pointers in a game - Derrick Miller (19) vs. Kansas 12/6/89
Attempted 18 3-pointers in a game - Derrick Miller (19) vs. Kansas 12/6/89
Attempted 19 3-pointers in a game - Derrick Miller (19) vs. Kansas 12/6/89

Made two 3-pointers in 10 straight games - Jodie Meeks (16), 12/3/08-1/31/09
Made three 3-pointers in 10 straight games - Gerald Fitch (20) 1/14/03-3/23/03
Made three 3-pointers in 15 straight games - Gerald Fitch (20) 1/14/03-3/23/03
Made three 3-pointers in 20 straight games - Gerald Fitch (20) 1/14/03-3/23/03
Made three 3-pointers in 25 straight games - Keith Bogans (29) 3/14/02-2/26/03
Made three 3-pointers in 25 straight games - Keith Bogans (29) 3/14/02-2/26/03

FREE THROWS

Made 8 FT in a game - Terrence Jones vs. UConn, 11/24/10
Made 9 FT in a game - John Wall (9) vs. Alabama (3/12/10)
Made 10 FT in a game - John Wall (10) vs. Miami University, 11/16/09
Made 11 FT in a game - Jodie Meeks (12) vs. Auburn, 1/21/09
Made 12 FT in a game - Jodie Meeks (12) vs. Auburn, 1/21/09
Made 13 FT in a game - Jodie Meeks (14) at Tennessee, 1/13/09
Made 14 FT in a game - Jodie Meeks (14) at Tennessee, 1/13/09
Made 15 FT in a game - Rodrick Rhodes (16) vs. Ole Miss 1/18/95
Made 16 FT in a game - Rodrick Rhodes (16) vs. Ole Miss 1/18/95
Made 17 FT in a game - Dwight Anderson (18) vs. Mississippi State 2/12/79
Made 18 FT in a game - Dwight Anderson (18) vs. Mississippi State 2/12/79

Attempted 10 FT in a game - Terrence Jones (14) vs. Washington, 11/23/10
Attempted 15 FT in a game - DeMarcus Cousins (17) vs. Tennessee (SEC Tournament), 3/13/10
Attempted 20 FT in a game - Heshimu Evans (20) vs. Ole Miss 3/5/99

REBOUNDS

10 Rebs - Terrence Jones (10)/Josh Harrellson (11) vs. Boston, 11/30/10
15 Rebs - Terrence Jones (17) vs. Washington, 11/23/10
20 Rebs - Jared Prickett (20) vs. Arkansas 2/9/94
25 Rebs - Mike Phillips (28) vs. Tennessee 1/10/76
30 Rebs - Cotton Nash (30) vs. Ole Miss 2/8/64
34 Rebs - Bob Burrow (34) vs. Temple 12/10/55

10+ Rebs in three consecutive games - DeMarcus Cousins (9) at 1/16/10 - 2/16/10
10+ Rebs in four consecutive games - DeMarcus Cousins (9) 1/16/10 - 2/16/10
10+ Rebs in five consecutive games - DeMarcus Cousins (9) 1/16/10 - 2/16/10

10+ Rebs in six consecutive games - DeMarcus Cousins (9) at 1/16/10 - 2/16/10
10+ Rebs in seven consecutive games - DeMarcus Cousins (9) 1/16/10 - 2/16/10

10+ Rebs in eight consecutive games - DeMarcus Cousins (9) 1/16/10 - 2/16/10
10+ Rebs in nine consecutive games - DeMarcus Cousins (9) 1/16/10 - 2/16/10

Two players had 10 rebounds - Terrence Jones (10)/Josh Harrellson (11) vs. Boston, 11/30/10

Three players had 10 rebounds - DeMarcus Cousins (14)/Patrick Patterson (10)/John Wall (10) at Mississippi State, 2/16/10

ASSISTS

8 Assists - John Wall (8) vs. Cornell, 3/18/10
9 Assists - John Wall (11) vs. East Tennessee State, 3/18/10
10 Assists - John Wall (11) vs. East Tennessee State, 3/18/10
11 Assists - John Wall (11) vs. East Tennessee State, 3/18/10
12 Assists - John Wall (16) vs. Hartford, 12/29/09
13 Assists - John Wall (16) vs. Hartford, 12/29/09
14 Assists - John Wall (16) vs. Hartford, 12/29/09
15 Assists - John Wall (16) vs. Hartford, 12/29/09
16 Assists - John Wall (16) vs. Hartford, 12/29/09
5+ Assists in Four Consecutive Games - John Wall (7) (2/27/10 to Current)

8+ Assists in Two Consecutive Games - John Wall (3) (3/13/10 to 3/18/10)

BLOCKS

4 Blocks - Terrence Jones (4) vs. Washington, 11/23/10
5 Blocks - DeMarcus Cousins (6) at Georgia, 3/3/10
6 Blocks - DeMarcus Cousins (6) at Georgia, 3/3/10
7 Blocks - Patrick Patterson (8) vs. Georgia, 3/4/09
8 Blocks - Patrick Patterson (8) vs. Georgia, 3/4/09
9 Blocks - Andre Riddick (9) vs. LSU 3/14/93

STEALS

5 Steals - Darius Miller (5) at Portland, 11/19/10
6 Steals - John Wall (6) vs. UConn, 12/9/09
7 Steals - Rajon Rondo (8) vs. Mississippi State, 2/19/05
8 Steals - Rajon Rondo (8) vs. Mississippi State, 2/19/05

MINUTES

Played every minute - John Wall (45) vs. Stanford, 11/25/09
Played over 40 minutes - John Wall (40-)/Eric Bledsoe (43) vs. Mississippi State (SEC Tournament), 3/14/10
Played over 50 minutes - Patrick Patterson (50) vs. Vanderbilt, 1/12/08

FOULS

Technical Foul - Darius Miller vs. Oklahoma, 11/22/10

Fouled Out - DeAndre Liggins/Darius Miller/John Wall vs. West Virginia, 3/27/10
Two Players Fouled Out - Terrence Jones, Josh Harrellson, Brandon Knight, Eloy Vargas, 12/4/10
Three Players Fouled Out - Terrence Jones, Josh Harrellson, Brandon Knight, Eloy Vargas, 12/4/10
Four Players Fouled Out - Terrence Jones, Josh Harrellson, Brandon Knight, Eloy Vargas, 12/4/10

TEAM

Scored 90 or More Points - 91 vs. Boston, 11/30/10 (W, 91-57)

Scored 90 or More Points (SEC Game) - 101 vs. Arkansas, 1/23/10 (W, 101-70)

Scored 100 or More Points - 100 vs. East Tennessee State (NCAA Tournament), 3/18/10 (W, 100-71)

Scored 100 or More Points (SEC Game) - 101 vs. Arkansas, 1/23/10 (W, 101-70)

Scored 110 or More Points - 115 vs. Tennessee State 12/30/02 (W, 115-87)

Scored 110 or More Points (SEC Game) - 120 vs. Vanderbilt 2/7/96 (W, 120-81)

Scored 120 or More Points - 120 vs. Vanderbilt 2/7/96 (W, 120-81)

Scored 120 or More Points (SEC Game) - 120 vs. Vanderbilt 2/7/96 (W, 120-81)

Scored 130 or More Points - 143 vs. Georgia 2/27/56 (W, 143-66)

Scored 140 or More Points - 143 vs. Georgia 2/27/56 (W, 143-66)

Scored 150 or More Points - Never

Scored Less than 50 Points - 46 at Kansas 1/7/06 (L, 73-46)

Allowed 90 or More Points - 92 by Sam Houston State 11/19/09 (W, 102-92)

Allowed 90 or More Points (SEC Game) - 90 by Georgia, 3/4/09 (L, 90-85)

Allowed 100 or More Points - 111 by VMI, 11/14/08 (L, 111-103)

Allowed 100 or More Points (SEC Game) - 101 by Arkansas, 2/10/93 (L, 101-94)

Allowed Less Than 50 Points - 48 at Portland, 11/19/10 (W, 79-48)

Allowed Less Than 50 Points (SEC) - 45 at Georgia, 1/18/09 (W, 68-45)

Allowed 50% shooting - .577 by UConn, 11/24/10

Allowed 60% shooting - .640 by Florida, 3/4/07

Allowed 20% or less shooting - .200 by Central Arkansas, 11/6/07 (10-50)

Hit 10 3-pointers - 10 vs. Boston (10-16), 11/30/10

Hit 11 3-pointers - 13 vs. ETSU (13-26), 11/12/10

Hit 12 3-pointers - 13 vs. ETSU (13-26), 11/12/10

Hit 13 3-pointers - 13 vs. ETSU (13-26), 11/12/10

Hit 14 3-pointers - 15 vs. ETSU (NCAA Tour.) (15-33), 03/18/10

Hit 15 3-pointers - 15 vs. ETSU (NCAA Tour.) (15-33), 03/18/10

Hit 16 3-pointers - 16 vs. UNC-Asheville (16-33), 12/23/96

Hit 17 3-pointers - 20 vs. LSU (20-35), 3/4/95

Hit 18 3-pointers - 20 vs. LSU (20-35), 3/4/95

Hit 19 3-pointers - 20 vs. LSU (20-35), 3/4/95

Hit 20 3-pointers - 20 vs. LSU (20-35), 3/4/95

Hit 21 3-pointers - 21 vs. North Carolina (21-48), 12/27/89

Hit 22 3-pointers - Never

Scored 100 Points in Two Consecutive Games - 103 vs. Wake Forest 3/25/93 (W, 103-69) and 106 vs. Florida State 3/27/93 (W, 106-81)

Scored 100 Points in Three Consecutive Games - 114

vs. Portland State 12/16/77 (W, 114-88), 102 vs. St. John's 12/17/77 (W, 102-72), and 104 vs. Iona 12/23/77 (W, 104-65)

Scored 100 Points in Consecutive SEC Games - 143

vs. Georgia 2/27/56 (W, 143-66) and 101 vs. Tennessee 3/3/56 (W, 101-77)

Won game by 70 points or more - 74 vs. Tennessee-Martin (W, 124-50) 11/26/94

Won game by 60 points or more - 62 vs. Vanderbilt (W, 106-44) 3/5/03

Won game by 50 points or more - 62 vs. Vanderbilt (W, 106-44) 3/5/03

Game decided by one point - vs. Mississippi State (SEC Tournament), (W, 75-74, OT) 3/14/10

Game decided by two points - at North Carolina (L, 75-73) 12/4/10

Game decided by three points - vs. UConn (W, 64-61) 12/9/09

Two consecutive games decided by one point - vs. Kansas (W, 67-66) 12/9/78 and Indiana (L, 68-67) 12/16/78

Three consecutive games decided by one point - Never

Shot 90% or Better from Free Throw Line - 100.0 (18-18) vs. Austin Peay, 12/19/09

Shot 100% from Free Throw Line - 18-18 vs. Austin Peay (12/19/09)

Shot 50% or Less from Free Throw Line - .500 vs. Oklahoma (11-22), 11/22/10

Attempted 40 FT - vs. FIU (40) 12/31/07

Attempted five or less FT - vs. South Carolina (4) 1/21/06

Made 30 FT - 31 vs. FIU (31-40) 12/31/07

Played an Overtime Game - vs. Mississippi State (SEC Tournament), 3/14/10 (W, 75-74, ot)

Won an Overtime Game - vs. Mississippi State (SEC Tournament), 3/14/10 (W, 75-74, ot)

Played an SEC Overtime Game - vs. Mississippi State (SEC Tournament), 3/14/10 (W, 75-74, ot)

Won an SEC Overtime Game - vs. Mississippi State (SEC Tournament), 3/14/10 (W, 75-74, ot)

Lost an Overtime Game - vs. Georgia, 3/15/08 (L, 60-56, ot)

Lost an SEC Overtime Game - vs. Georgia, 3/15/08 (L, 60-56, ot)

Played Two Overtimes - vs. Vanderbilt, 1/12/08 (W, 79-73, 2ot)

Played Three Overtimes - vs. Temple 12/7/57 (W, 85-83)

Played Four Overtimes - Never played four overtime game

Played consecutive games that went to overtime - 12/9/78 vs. Kansas (W, 67-66) and 12/16/78 vs. Indiana (L, 68-67)

KENTUCKY BASKETBALL

1

Rupp Arena (23,740)
Lexington, Ky. • Nov. 12, 2010

East Tenn. St. 65
Kentucky No. 11/10 88

LEXINGTON, Ky. -- Terrence Jones had 25 points and 12 rebounds, Doron Lamb added 20 points and Brandon Knight had 17 points and five assists as Kentucky rolled by the Buccaneers in the second half.

Still, for a class that will forever be compared to the historic one that came before it, the new kids appear to be up to the task.

Kentucky made 13 of 26 3-pointers, turned it over just 10 times and responded when the defending Atlantic Sun champions pulled within 10 points early in the second half.

Isiah Brown led the Buccaneers with 25 points, but ETSU couldn't match Kentucky's firepower even without Enes Kanter.

The school is appealing an NCAA ruling Thursday declaring Kanter permanently ineligible because he received more than the necessary benefits while playing for a club in Turkey two years ago.

Calipari said he respected the NCAA's decision even if he didn't agree with it and is hopeful the decision will be overturned.

If Kanter can't play, Jones will likely be called on to be Kentucky's premier big man.

Against the Buccaneers, it was a little bit of everything. His energetic play helped Kentucky break things open after the Buccaneers pulled within 50-40 with 18:11 to go.

Jones ripped off Kentucky's next 12 points starting his own personal run with a dunk, then hitting two jumpers before adding a layup while getting fouled. He hit the free throw then knocked down a 3-pointer as Kentucky's lead ballooned to 62-42. ETSU would get no closer than 17 the rest of the way.

The game was a rematch of last season's opening NCAA tournament matchup, a 100-71 Kentucky win.

Eight short months later, the stars that led Kentucky's renaissance in Calipari's first season on the bench are long gone.

In their place step Knight, Jones and Lamb. While Calipari has cautioned it's not fair to compare this year's freshman crop to last year's record-breaking class, he knows comparisons are inevitable.

Knight, the latest in a string of top-rated high school point guards brought in by Calipari, was steady if not as spectacular as Wall.

Lamb came off the bench to drain three 3-pointers and make the Buccaneers pay for playing a 1-3-1 zone, the defense West Virginia used so successfully last March.

The Wildcats missed their first 20 3-pointers against the Mountaineers and never recovered.

There were no such problems on Friday night. Knight hit a 3-pointer barely two minutes into the game and the Wildcats were off and running.

East Tenn. St. (0-1)	FG	3FG	FT	R	F	Pts	A	T	O	B	S	M
41 Brown	f	12-19	0-0	1-2	14	4	25	1	2	3	1	36
01 Smith	g	5-13	3-6	2-2	0	4	15	3	1	0	1	33
03 Tubbs	g	1-6	0-2	0-0	2	1	2	0	2	0	2	26
30 Williams	g	1-6	1-4	4-7	6	3	7	1	1	0	0	30
43 Sollazzo	g	0-2	0-0	0-0	0	1	0	3	2	0	2	15
05 Cooley	g	3-11	1-3	6-6	3	3	13	4	1	0	0	25
10 Johnson	g	0-0	0-0	1-2	0	0	1	0	0	0	0	1
15 Johnson	g	0-1	0-1	0-0	0	0	0	0	0	0	0	1
34 Podersis	g	0-0	0-0	0-0	0	0	0	0	0	0	0	1
44 Ward	g	1-2	0-1	0-0	4	3	2	0	1	0	0	21
45 Wilkinson	g	0-1	0-0	0-0	2	2	0	0	0	0	0	11
TEAM				2								
Totals.....		23-61	5-17	14-19	33	21	65	12	10	3	6	200
Kentucky (1-0)	FG	3FG	FT	R	F	Pts	A	T	O	B	S	M
03 Jones	f	10-19	2-3	3-10	12	2	25	2	0	2	3	35
55 Harrellson	f	1-2	0-0	0-0	7	4	2	0	1	3	0	16
01 Miller	g	3-9	2-5	0-0	11	2	8	1	3	1	1	31
12 Knight	g	6-13	4-7	1-4	4	2	17	5	2	0	0	32
34 Liggins	g	5-10	2-4	2-3	3	1	14	6	3	0	0	37
02 Poole	g	0-1	0-0	0-0	1	0	0	0	0	0	0	1
04 Hood	g	1-3	0-2	0-1	1	1	2	0	0	0	0	6
05 Polson	g	0-0	0-0	0-0	0	0	0	0	0	0	0	1
20 Doron	g	7-10	3-5	3-5	5	1	20	3	1	0	0	28
30 Vargas	g	0-1	0-0	0-0	4	2	0	1	0	1	0	13
TEAM				3								
Totals.....		33-68	13-26	9-23	51	15	88	18	10	7	4	200
1st	2nd	Tot	FG%	3FG%	FT%	Paint	P-T	O	2nd	Bnch		
East Tenn. St.	35	30	65	.377	.294	.737	32	7	9	16		
Kentucky	50	38	88	.485	.500	.391	26	15	16	22		

Officials: Doug Shows, Lee Cassell, Chuck Jones
Technical: None

2

Rose Garden (10,216)
Portland, Ore. • Nov. 19, 2010

Kentucky No. 12/13 79
Portland 48

PORTLAND, Ore. -- Brandon Knight scored 21 points to help No. 12 Kentucky rout Portland 79-48 on Friday night in the Wildcats' first trip to Oregon.

Darius Miller added 15 points for Kentucky (2-0). The Wildcats scored the first 15 points, with Portland native Terrence Jones hitting a 10-foot jump hook for the first basket and Miller scoring seven straight.

Eric Waterford led Portland (3-1) with 12 points. Portland had a 13-8 run, including eight points by Waterford, to cut it to 23-13 with 7:20 left in the half. But Kentucky responded with eight straight to make it 31-13.

The Pilots did manage an 11-7 spurt to end the half at 38-24, but Kentucky opened the second half with a 12-2 run that pushed the Wildcats' advantage to 24 at 50-26.

Another big run - this one 10-0 - made it 64-32.

Jones was playing in just his second college game after scoring 25 points in the season opener last week. That was a school record for a Kentucky debut. Jones finished with 12 points, 10 in the second half. He was 5 of 14 from the field.

"Terrence played well, but I want him to be great," Kentucky coach John Calipari said. "He has to be more physical. He can't accept that a guy is going to body him... and he can't settle for jumpers."

Jones agreed with everything Calipari had to say. "That's one reason I came here," Jones said. "Whatever he says I feel is right."

Kentucky's other star freshman, Doron Lamb, had 13 points. It was a tough shooting night for the Pilots, who shot 53.5 percent from the field and 50.9 percent from the 3-point line in their first three games. But they missed their first 11 shots against the Wildcats and finished 18 of 59. The Wildcats shot 55 percent, while getting almost any shot they wanted.

It was the second meeting between the schools. Kentucky won 88-71 in Lexington during the 1989-90 season.

The game drew a crowd of 10,216 at the 19,980-seat Rose Garden, with a large number of fans wearing Wildcats blue.

Kentucky (2-0)	FG	3FG	FT	R	F	Pts	A	T	O	B	S	M
03 Jones	f	5-14	0-2	2-5	5	4	12	3	4	2	0	30
55 Harrellson	f	3-4	0-0	0-0	12	2	6	0	0	0	0	23
01 Miller	g	6-7	3-4	0-0	5	4	15	4	2	4	5	30
12 Knight	g	7-13	2-5	5-5	3	1	21	1	3	2	0	32
34 Liggins	g	1-4	0-1	4-4	2	1	6	2	1	0	1	31
02 Poole	g	0-0	0-0	0-0	0	0	0	0	0	0	0	2
04 Hood	g	0-1	0-1	2-4	3	0	2	0	0	0	0	12
05 Polson	g	0-1	0-1	0-0	0	1	0	0	0	0	0	2
20 Lamb	g	4-5	3-4	2-2	3	2	13	1	1	0	0	24
30 Vargas	g	2-2	0-0	0-0	4	2	4	0	0	1	0	14
TEAM												
Totals.....		28-51	8-18	15-20	37	17	79	11	11	9	6	200
Portland (3-1)	FG	3FG	FT	R	F	Pts	A	T	O	B	S	M
33 Mitrovic	f	1-7	0-5	0-0	1	2	2	3	0	0	1	22
43 Sikma	f	2-7	0-0	0-0	12	2	4	2	2	0	0	29
45 Knutson	c	2-4	0-0	0-0	1	1	4	0	2	1	1	24
01 Waterford	g	5-13	2-4	0-0	3	1	12	1	0	0	0	26
20 Stohl	g	2-9	1-7	4-4	2	0	9	1	2	0	0	28
03 Riley	g	0-5	0-3	0-0	4	1	0	1	1	0	0	18
11 Douglas	g	2-4	0-0	3-5	1	2	7	1	2	0	1	14
14 Barker	g	3-5	1-1	1-1	1	2	8	0	0	0	1	14
15 Rodgers	g	0-1	0-0	0-0	0	0	0	0	0	0	1	12
21 Thieleke	g	0-0	0-0	0-0	1	0	0	0	0	0	0	2
32 Nicholas	g	1-2	0-0	0-2	3	1	2	1	0	1	0	6
55 Hannibal	g	0-2	0-0	0-0	1	1	0	0	0	0	0	5
TEAM												
Totals.....		18-59	4-20	8-12	30	16	48	10	9	2	5	200
1st	2nd	Tot	FG%	3FG%	FT%	Paint	P-T	O	2nd	Bnch		
Kentucky	38	41	79	.549	.444	.750	32	13	9	19		
Portland	24	24	48	.305	.200	.667	22	11	8	17		

Officials: Doug Simmons, Mike Thibodeaux, Terry Moore
Technical: None

3

Lahaina Civic Center (2,400)
Maui, Hawaii • Nov. 22, 2010

Oklahoma 64
Kentucky No. 8/9 76

LAHAINA, Hawaii -- Terrence Jones dominated inside on his way to 29 points and 13 rebounds, helping the eighth-ranked Wildcats hold off scrappy Oklahoma 76-64 in the first round of the Maui Invitational on Monday.

The 1993 Maui champions, Kentucky and its fabulous freshmen were dominant at times, racing out to what seemed to be rout-starting leads. They also let their inexperience show, nearly blowing all of an 18-point lead as Oklahoma (3-1) fought its way back.

Jones wouldn't let the Sooners get there, blocking a 3-point attempt by Cade Davis then sealing the win with a breakaway dunk that made it 70-62 with just over a minute left. He finished 12 of 17 from the field, blocked four shots, had three assists - one a nifty no-looker while leading the break - and had two steals.

"I thought last year when we recruited him that Terrence Jones was the best player in the country in his class," Oklahoma coach Jeff Capel said. "There were other players who had higher accolades, but I didn't see them having the impact that he could. He certainly did that this afternoon."

UK routed East Tennessee State in its opener and scored the first 15 points on the way to a 31-point win over Portland last week.

The Wildcats didn't do that to Oklahoma, though it looked it was headed that way early with Jones dominating.

The 6-foot-8 freshman had a school debut-record 25 points in his first collegiate game and was dominant from the opening tip against the Sooners, scoring right-handed, left-handed, whichever way he wanted. Jones overpowered Oklahoma inside, hitting his first three shots while Kentucky hit eight of nine to build an 18-6 lead in the first 4 1/2 minutes.

OU wouldn't let the UK run away with it just yet, keeping it under double digits for a while behind Andrew Fitzgerald's 10 points.

Wearing the Sooners down with their depth and quickness, Kentucky started to pull away late in the first half, building a 42-28 lead behind Jones' 12 points and eight rebounds.

Jones had a good start to the second half, too, scoring on a baseline dunk after Kentucky grabbed a missed free throw, then sashaying around Nick Thompson for a that-was-sure-easy scoop shot that put the Wildcats up 52-39. He later had a no-look, cross-court pass on the break to Josh Harrellson for a dunk.

The Sooners took advantage of Kentucky's struggles at the free-throw line - 11 of 22 - and rattled the young Wildcats with a myriad of defenses, slowing the game to a crawl.

The Sooners frazzled UK and chipped away at the lead, making the UK-dominated crowd a bit restless when Davis dropped in a 3-pointer that cut the lead to 68-62 with just over 2 minutes left.

Oklahoma just didn't have enough to finish it off, its final chance ending with Jones' block on Davis' 3-pointer and subsequent dunk.

Davis finished with 23 points and Fitzgerald had 14 for the OU.

Oklahoma (3-1)	FG	3FG	FT	R	F	Pts	A	T	O	B	S	M
04 Fitzgerald	f	7-14	0-0	0-3	5	1	14	0	3	1	1	39
55 Thompson	f	2-3	0-0	0-0	6	4	4	1	1	0	0	24
02 Pledger	g	2-7	0-3	2-2	4	6	3	4	0	0	22	
21 Clark	g	3-7	0-1	0-0	3	0	6	0	0	1	0	36
34 Davis	g	9-20	3-7	2-3	6	3	23	1	0	0	1	39
05 Washington	g	0-2	0-0	1-3	6	4	1	0	2	2	0	16
11 Newell	g	0-0	0-0	0-2	0	0	0	0	0	0	0	3
14 Blair	g	3-5	0-0	4-5	1	4	10	1	3	1	0	20
31 Honore	g	0-0	0-0	0-0	0	0	0	0	0	1	0	1
TEAM												
Totals.....		26-58	3-11	9-18	33	20	64	6	14	5	2	200
Kentucky (3-0)	FG	3FG	FT	R	F	Pts	A	T	O	B	S	M
03 Jones	f	12-17	0-2	5-9	13	2	29	3	2	4	2	35
55 Harrellson	f	1-3	0-0	0-0	3	4	2	0	0	0	0	20
01 Miller	g	2-5	1-3	0-0	5	4	5	0	0	1	1	2

KENTUCKY BASKETBALL

4 Lahaina Civic Center (2,400)
Maui, Hawaii • Nov. 23, 2010

Kentucky No. 8/9 **74**
Washington No. 13/11 **67**

LAHAINA, Hawaii -- A 4.7-magnitude earthquake centering on one of the neighboring islands rattled tables and chairs, shook the stands, had the rims swaying back and forth.

Few people at the game between Kentucky and Washington seemed to notice. They were too busy watching two good teams face each other.

Terrence Jones had a double-double against the team he spurned, Brandon Knight keyed two important runs on his way to 24 points, and the eighth-ranked Wildcats shook off poor shooting - and an earthquake - to hold off the No. 13 Huskies 74-67 in the semifinals of the Maui Invitational.

Kentucky (4-0) and Washington (3-1) traded blows from the opening tip, swatting shots into the stands, knocking each other to the floor, diving for loose balls.

The real tremor came during a timeout with a little over 6 minutes left in the game.

The earthquake, centered on the Big Island, shook for about 5 seconds, wobbling courtside tables and chairs, swaying the baskets. No injuries or damage were reported and the game resumed once the timeout was over.

Kentucky shot just 39 percent, was an abysmal 3 for 17 from 3-point range and had just seven assists to go with 15 turnovers.

Washington wasn't any better, shooting 38 percent, including 3 of 13 from long range - 1 of 8 in the second half - after making 17 against Virginia the night before.

A raucous crowd filled tiny Lahaina Civic Center to the rafters for this Top-15 matchup, the loud-and-rowdy mass of Kentucky fans and small-but-vocal Washington contingent making it feel like a postseason, not holiday tournament.

Washington's fans pointed much of their ire at Jones.

He was one of the nation's top recruits coming out of Portland and was set to stay in the Pacific Northwest after holding a news conference to announce he was heading to Washington.

He had second thoughts a few hours later, though, and called Calipari to say he might have made a mistake. Jones also called Romar and, a month later, had changed his mind completely and was headed to Lexington.

Romar and Calipari shrugged it off as an 18-year-old kid being indecisive, saying it was nothing more than a minor subplot to a matchup of two Top 25 teams.

Jones has been superb this season and was dominant in the tournament opener against Oklahoma, getting 29 points, 13 rebounds, four blocked shots and three assists.

The 6-foot-8 phenom was a little extra amped at the start, missing one shot after another while seeming to try too hard to make something happen. He finished 4 for 13 from the floor, but made up for it with hard work and staying aggressive.

Kentucky (4-0)	FG	3FG	FT	R	F	Pts	A	TO	B	S	M	
03 Jones	f	4-13	0-2	8-14	17	4	16	2	2	4	1	36
55 Harrellson	f	4-6	1-2	0-0	14	1	9	1	2	2	1	34
01 Miller	g	2-5	1-2	3-4	3	4	8	1	1	1	1	24
12 Knight	g	10-17	1-6	3-6	4	4	24	0	8	0	1	28
34 Liggins	g	2-7	0-0	3-6	4	3	7	2	1	1	3	26
02 Poole	g	0-2	0-1	0-0	0	1	0	0	0	0	0	8
04 Hood	g	0-3	0-2	0-0	1	0	0	0	0	0	1	9
05 Polson	g	0-0	0-0	0-0	0	0	0	0	0	0	0	1
20 Lamb	g	2-10	0-2	2-2	1	4	6	1	1	1	0	28
30 Vargas	g	1-1	0-0	2-2	1	1	4	0	0	0	0	6
TEAM					4							
Totals.....		25-64	3-17	21-34	49	22	74	7	15	9	8	200

Washington (3-1)	FG	3FG	FT	R	F	Pts	A	TO	B	S	M	
11 B-Amaning	f	3-11	0-0	1-2	2	5	7	0	5	0	0	22
44 Gant	f	4-5	2-2	0-0	2	3	10	0	1	0	0	15
00 Gaddy	g	3-9	0-1	2-2	3	1	8	4	2	0	3	28
02 Thomas	g	4-14	0-4	5-10	2	1	13	1	2	0	1	29
22 Holiday	g	4-7	0-1	3-4	7	1	11	2	1	2	2	33
01 Overton	g	3-7	0-1	2-2	3	5	8	1	1	0	2	21
05 N'diaye	g	2-4	0-0	1-2	10	2	5	0	0	5	0	24
15 Suggs	g	0-2	0-2	0-0	0	3	0	0	0	0	0	6
23 Wilcox	g	1-5	1-2	0-0	1	1	3	0	2	0	0	12
31 Ross	g	1-1	0-0	0-0	2	1	2	1	0	0	0	10
TEAM					7							
Totals.....		25-65	3-13	14-22	39	23	67	9	14	7	8	200

	1st	2nd	Tot	FG%	3FG%	FT%	Paint	P-TO	2nd	Bnch
Kentucky	34	40	74	39.1	17.6	61.8	38	15	18	10
Washington	35	32	67	38.5	23.1	63.6	36	20	15	18

Officials: Ed Corbett, Bob Donato, Sean Hull
Technical: UW-Overton 1

5 Lahaina Civic Center (2,400)
Maui, Hawaii • Nov. 24, 2010

UConn **84**
Kentucky No. 8/9 **67**

LAHAINA, Hawaii -- Finishing off a dominating tournament, Kemba Walker scored 29 points and Connecticut beat a Top 10 team for the second straight day, knocking off No. 8 Kentucky with an 84-67 rout to win the Maui Tournament on Wednesday night.

Connecticut (5-0) won its first Maui title on a buzzer beater, over Arizona in 2005. The Huskies simply beat up Kentucky for their second.

After wearing down second-ranked Michigan State in the semifinals, UConn steamrolled the Wildcats in the title game, dominating during a massive first-half run and squashing any hope of a comeback.

Alex Oriakhi had 18 points and 11 rebounds, and the Huskies shot 57 percent against one of the nation's best teams to leave Hawaii with a much clearer picture of who they are.

Kentucky (4-1), despite all those young stars-in-waiting, didn't have an answer when UConn started pouring it on during its big first half run. Instead of making a comeback in the second half, the Wildcats fell father behind, their inexperience overcoming their talent for once.

Freshman phenom Terrence Jones got off to a great start, spent a good chunk of the first half on the bench with two fouls and finished with 24 points. Darius Miller added 15 points.

Walker, the tournament MVP, almost toyed with the young Wildcats, flipping in runners, 3-pointers and layups to score 90 points in 3 games, 3 short of the record set by Chaminade's George Gilmore in 1991.

And when the Wildcats tried to roar back to start the second half, Walker gave them a shhh! scoring on an acrobatic left-hander in the lane, smiling at the crowd as he ran back after a 3-pointer.

After a so-so 2009 run, the prestigious island tournament regained its mojo this year with great teams and well-played games that had fans enjoying the inside of Lahaina Civic Center as much as those majestic views of crystal blue waters and majestic neighboring islands outside.

Except for a few of the loser's bracket games, the high school-sized gym was packed to the rafters with rowdy fans who made it feel like a March tournament, not pre-Thanksgiving.

Jones delivered the first big blow, flying in for a slam over two UConn defenders. Oriakhi answered seconds later, soaring in for a two-handed alley-oop.

Jones, after scoring Kentucky's first 10 points, had to spend the final 9:01 of the half on the bench with two fouls, Calipari afraid to put him back in. Three other players had two fouls and had limited playing time.

Stubbornly challenging UConn's size inside, Kentucky played too much 1-on-1 instead of kicking out to shooters and kept coming away empty, hitting just nine of 30 shots in the first half.

Hitting 3s, scoring in transition, powering inside - the Huskies seemed to do what they wanted whenever they wanted, going on 21-2 run to close the first half against a supposedly-better team.

Walker had 10 of his 17 points during the big run, capping it by unselfishly giving up a 3-pointer for a wide-open layup by Jamal Coombs-McDaniel. The rest of the Huskies weren't bad, either, combining to hit 18 of 30 shots to lead 50-29.

UConn (5-0)	FG	3FG	FT	R	F	Pts	A	TO	B	S	M	
05 Giffey	f	5-6	2-3	2-2	3	3	14	1	4	0	0	33
34 Oriakhi	f	7-10	0-0	4-6	11	1	18	0	1	3	2	37
35 Okwandu	c	0-1	0-0	0-0	0	2	0	1	0	0	0	11
03 Lamb	g	1-2	0-0	0-0	4	1	2	2	1	0	0	12
15 Walker	g	10-17	3-4	6-6	2	1	29	6	2	0	2	38
02 Beverly	g	0-1	0-0	0-0	3	0	0	0	0	2	0	9
04 C.-McDaniel	g	1-2	0-0	3-2	9	1	0	0	0	0	0	21
10 Olander	g	4-7	0-0	0-0	0	3	0	0	0	1	0	7
13 Napier	g	3-7	1-3	5-5	1	0	12	4	2	0	2	21
22 Smith	g	0-0	0-0	0-0	2	3	0	1	0	1	0	11
TEAM					3							
Totals.....		30-52	7-12	17-19	32	16	84	16	12	5	6	200

Kentucky (4-1)	FG	3FG	FT	R	F	Pts	A	TO	B	S	M	
03 Jones	f	6-11	4-4	8-9	4	4	24	1	0	2	2	27
55 Harrellson	f	0-1	0-0	0-0	6	2	0	0	0	2	1	25
01 Miller	g	6-14	2-5	1-3	4	3	15	2	0	0	0	29
12 Knight	g	3-15	0-8	0-1	2	3	6	5	0	1	38	
34 Liggins	g	3-10	0-2	2-3	3	2	8	1	4	0	1	38
02 Poole	g	0-0	0-0	0-0	0	0	0	0	0	0	0	0+
04 Hood	g	1-2	1-1	0-0	3	0	3	0	0	0	0	10
20 Lamb	g	2-5	1-2	0-0	0	3	5	0	2	0	0	14
30 Vargas	g	1-2	0-0	4-4	6	1	6	0	0	2	1	19
TEAM					1							
Totals.....		22-60	8-22	15-20	29	18	67	9	11	6	6	200

	1st	2nd	Tot	FG%	3FG%	FT%	Paint	P-TO	2nd	Bnch
UConn	50	34	84	57.7	58.3	89.5	42	14	5	21
Kentucky	29	38	67	36.7	36.4	75.0	24	14	18	14

Officials: Bob Donato, Ed Hightower, Chris Rastetter
Technical: None

6 Rupp Arena (21,684)
Lexington, Ky. • Nov. 30, 2010

Boston **57**
Kentucky No. 10/11 **91**

LEXINGTON, Ky. -- The Kentucky players wore black socks on Tuesday night against Boston University in honor of the mother of coach John Calipari. Donna Calipari passed away on Sunday following a lengthy battle with cancer.

The 10th-ranked Wildcats made an even bigger statement with their play, dominating the second half of a 91-57 win by playing the kind of selfless, aggressive basketball Calipari said was lacking in a loss to Connecticut last week in the Maui Invitational.

Talking on defense at one end of the court and sharing the ball at the other, Kentucky (5-1) swarmed the overwhelmed Terriers (4-4) with arguably their best 20 minutes of the season.

Kentucky led by just seven points at halftime and could hear the Terriers whooping it up in the locker room at the break, eager to send the Wildcats on their first losing streak of Calipari's tenure.

Boston U's optimism lasted only a few moments into the second half. Terrence Jones and Brandon Knight kick-started an 18-3 run that quieted the Terriers and brought a sleepy Rupp Arena to life.

It's been a difficult six months for Calipari. He went public with his mother's illness over the summer and has made frequent trips to visit her in North Carolina while somehow not missing any Kentucky practices.

He flew from Lexington to Charlotte on Sunday after hearing of her passing but was back at practice Monday afternoon and on the sidelines Tuesday night. While the players wore black socks, Calipari and his staff donned black suits while some fans - particularly in the student section - sported black T-shirts.

Calipari thanked everyone for their support before the game via his Twitter and Facebook accounts, saying he was sure his mother was watching from "the luxury boxes with a whole crew of UK luminaries cheering right along with her."

His players say they haven't noticed a change in Calipari's demeanor, but they knew he was hurting. The last thing they wanted him worrying about was their play.

The game-turning run started slowly with two free throws by Jones before the Wildcats really heated up. Doron Lamb hit a runner in the lane, DeAndre Liggins knocked down a 3-pointer and Knight followed with a pullup jumper following a steal by Lamb.

Knight drilled a 3-pointer on Kentucky's next trip before a layup by Jones and a 3-pointer by Darius Miller mushroomed the lead to 57-36. Chambers then received a technical foul and Jones hit a free throw, but the Wildcats were just getting started.

Josh Harrellson tipped in a miss by Jones then added a layup off a nifty no-look pass from Jones. Miller and Lamb added 3-pointers - Kentucky made 10 of 16 3-pointers on the night - and by the time Miller converted an alley-oop the Wildcats were up 70-40 and could start thinking about a showdown at North Carolina on Saturday.

Boston (4-4)	FG	3FG	FT	R	F	Pts	A	TO	B	S	M	
21 O'Brien	f	2-10	1-5	3-4	4	4	8	1	1	0	1	28
25 Hazel	f	1-2	0-0	0-0	4	3	2	0	1	0	0	26
01 Partin	g	4-14	1-5	2-3	3	1	11	1	0	0	0	32
13 Irving	g	0-3	0-0	0-0	2	3	0	1	3	0	0	13
23 Holland	g	6-19	3-7	5-5	7	0	20	2	2	0	2	35
02 Griffin	g	4-9	3-4	2-2	1	2	13	3	4	0	0	27
05 Terry	g	0-1	0-0	0-0	0	0	0	0	1	0	0	6
15 Morris	g	1-4	0-0	1-1	4	1	3	0	0	0	0	22
24 Robinson	g	0-1	0-1	0-2	1	2	0	0	1	0	0	9
43 Kurz	g	0-0	0-0	0-0	0	0	0	0	0	0	0	2
TEAM					5				1			
Totals.....		18-63	8-22	13-17	31	16	57	8	14	0	3	200

Kentucky (5-1)	FG	3FG	FT	R	F	Pts	A	TO	B	S	M	
03 Jones	f	7-12	1-3	3-5	10	1	18	2	3	1	1	35
55 Harrellson	f	6-7	0-0	0-0	11	3	12	0	1	1	0	23
01 Miller												

KENTUCKY BASKETBALL

7

Smith Center (20,695)
Chapel Hill, N.C. • Dec. 4, 2010

Kentucky No. 10/11 **73**
North Carolina **75**

CHAPEL HILL, N.C. -- Tyler Zeller scored a career-high 27 points and hit the go-ahead free throws with 47 seconds left, helping North Carolina edge No. 10 Kentucky 75-73 on Saturday.

Zeller scored 12 of the final 16 points for the Tar Heels (5-3), who earned a needed victory against a big-name opponent after struggling the first month of the season.

John Henson added 13 points and 12 rebounds, giving UNC its sixth win in the past seven games against the Wildcats (5-2).

Freshman Doron Lamb had a season-high 24 points for Kentucky, though he missed a desperation running heave for the win a few steps within halfcourt as time expired.

Zeller ended up as the steady hand for the Tar Heels in a game that featured five lead changes in the final 3 minutes. Zeller hit all of his six free throws in the final 90 seconds, while Larry Drew II came up with a pair of critical free throws with 20.9 seconds left.

Zeller, a 7-foot junior, also had 11 rebounds and five blocks while finishing 11 for 12 at the line. He was a big part of the Tar Heels' dominance in the paint, where they outscored the Wildcats 34-14 and hounded Terrence Jones into a miserable game.

Jones came in leading Kentucky at nearly 21 points and 10 rebounds per game, but the 6-8 freshman struggled with the long-armed Henson shadowing him most of the afternoon. Jones finished with nine points and six rebounds on 3-for-17 shooting - including 0 for 7 after halftime - before fouling out with 3:04 left.

It came down to a frantic final sequence, with neither team having a timeout left and the Tar Heels protecting a 74-73 lead with 5.6 seconds remaining.

Tar Heels sophomore Dexter Strickland made the first free throw but missed the second, and Darius Miller grabbed the rebound in traffic. He fired an outlet pass to reserve Jarrod Polson, who quickly sent the ball to Lamb for the final heave that missed everything and set off a loud roar from a relieved home crowd.

Neither team shot the ball well after halftime, but the Tar Heels repeatedly got to the foul line to offset their shooting troubles. In fact, UNC shot 41 percent for the game and 1 for 11 from 3-point range, but went 26 for 37 at the line compared to 16 of 21 for Kentucky.

Kentucky shot just 9 for 30 (30 percent) in the second half.

The Wildcats led 57-51 midway through the second half, the biggest lead for either team after the break, but the Tar Heels climbed back to set up the back-and-forth final minutes.

Zeller hit two free throws for a 68-67 lead with 1:21 lead only to see Josh Harrelson answer with a stickback over Harrison Barnes with 52.8 seconds.

Harrelson fouled Zeller while reaching over his shoulder from behind to deny an entry pass moments later, and Zeller calmly knocked down the go-ahead free throws to make it 70-69. Drew added two more to make it a three-point margin and keep the Wildcats playing from behind.

Kentucky (5-2)	FG	3FG	FT	R	F	Pts	A	TO	B	S	M	
03 Jones	f	3-17	0-3	3-6	6	5	9	0	1	1	1	28
55 Harrelson	f	2-2	0-0	0-0	7	5	4	1	1	0	1	21
01 Miller	g	4-8	3-5	2-2	7	3	13	0	2	1	0	34
12 Knight	g	5-12	3-7	2-3	2	5	15	4	6	0	3	36
34 Liggins	g	3-9	0-2	2-2	6	3	8	4	0	1	2	37
04 Hood		0-0	0-0	0-0	0	0	0	0	0	0	0	2
05 Polson		0-0	0-0	0-0	0	0	0	0	0	0	0	1
20 Lamb		7-12	3-4	7-8	2	0	24	3	0	0	1	32
30 Vargas		0-2	0-0	0-0	2	5	0	0	1	0	0	9
TEAM												5
Totals.....		24-62	9-21	16-21	37	26	73	12	11	3	8	200

UNC (5-3)	FG	3FG	FT	R	F	Pts	A	TO	B	S	M	
31 Henson	f	5-10	0-0	3-7	12	2	13	2	2	3	1	31
40 Barnes	f	4-10	1-3	3-4	4	2	12	1	3	0	1	25
44 Zeller	f	8-13	0-0	11-12	11	4	27	0	0	5	0	30
01 Strickland	g	2-6	0-0	2-4	4	3	6	1	0	0	0	29
11 Drew II	g	2-7	0-2	3-3	3	2	7	4	2	0	1	30
02 McDonald		1-4	0-3	1-2	0	2	3	0	0	0	0	12
05 Marshall		0-1	0-0	0-0	0	2	0	3	3	0	0	10
24 Watts		1-1	0-0	2-3	2	0	4	2	0	1	0	8
25 Knox		1-1	0-0	0-0	1	1	2	0	2	0	0	9
35 Bullock		0-5	0-3	1-2	3	2	1	0	0	0	1	16
TEAM												3
Totals.....		24-58	1-11	26-37	43	20	75	13	12	9	4	200

	1st	2nd	Tot	FG%	3FG%	FT%	Paint	P-TO	2nd	Bnch
Kentucky	42	31	73	.387	.429	.762	14	17	5	24
UNC	40	35	75	.414	.091	.703	34	14	11	10

Officials: Roger Ayers, Mike Eades, Jamie Luckie

Technical: None



Kentucky Basketball 2010-11
Kentucky Combined Team Statistics (as of Dec 04, 2010)
All games

RECORD:	OVERALL	HOME	AWAY	NEUTRAL
ALL GAMES	5-2	2-0	1-1	2-1
CONFERENCE	0-0	0-0	0-0	0-0
NON-CONFERENCE	5-2	2-0	1-1	2-1

#	Player	gp-gs	min	avg	Total		3-Point		F-Throw		Rebounds			pf	dq	a	to	blk	stl	pts	avg		
					fg-fga	fg%	3fg-fga	3fg%	ft-fta	ft%	off	def	tot									avg	
03	Terrence Jones	7-7	226	32.3	47-103	.456	7-19	.368	32-58	.552	21	46	67	9.6	22	1	13	12	16	10	133	19.0	
12	Brandon Knight	7-7	235	33.6	43-97	.443	16-47	.340	17-27	.630	3	20	23	3.3	19	1	24	33	3	6	119	17.0	
20	Doron Lamb	7-0	183	26.1	31-59	.525	14-24	.583	17-23	.739	2	14	16	2.3	12	0	15	9	1	3	93	13.3	
01	Darius Miller	7-7	193	27.6	26-51	.510	14-26	.538	6-9	.667	11	26	37	5.3	24	0	11	10	10	9	72	10.3	
34	Deandre Liggins	7-7	232	33.1	21-55	.382	5-14	.357	17-26	.654	2	25	27	3.9	13	0	23	10	5	11	64	9.1	
55	Josh Harrellson	7-7	162	23.1	17-25	.680	1-2	.500	0-0	.000	26	34	60	8.6	21	1	2	5	8	3	35	5.0	
30	Eloy Vargas	7-0	94	13.4	5-11	.455	0-0	.000	10-12	.833	11	14	25	3.6	14	1	2	2	6	1	20	2.9	
04	Jon Hood	7-0	51	7.3	3-11	.273	1-6	.167	3-7	.429	6	4	10	1.4	2	0	0	0	0	1	10	1.4	
05	Jarrod Polson	5-0	9	1.8	0-2	.000	0-1	.000	2-2	1.000	0	0	0	0.0	1	0	0	0	0	0	2	0.4	
02	Stacey Poole	5-0	15	3.0	0-3	.000	0-1	.000	0-0	.000	0	1	1	0.2	2	0	1	1	0	0	0	0.0	
Team											11	7	18										
Total.....		7	1400		193-417	.463	58-140	.414	104-164	.634	93	191	284	40.6	130	4	91	82	49	44	548	78.3	
Opponents.....		7	1400		164-416	.394	31-106	.292	101-144	.701	79	162	241	34.4	132	2	74	85	31	34	460	65.7	

TEAM STATISTICS	UK	OPP	Date	Opponent	Score	Att.
SCORING	548	460	11/12/10	EAST TENNESSEE STATE	w 88-65	23740
Points per game	78.3	65.7	11/19/10	at Portland	w 79-48	10216
Scoring margin	+12.6	-	11/22/10	vs OKLAHOMA	w 76-64	2400
FIELD GOALS-ATT	193-417	164-416	11/23/10	vs WASHINGTON	w 74-67	2400
Field goal pct	.463	.394	11/24/10	vs CONNECTICUT	L 67-84	2400
3 POINT FG-ATT	58-140	31-106	11/30/10	BOSTON	w 91-57	21684
3-point FG pct	.414	.292	12/04/10	at North Carolina	L 73-75	20695
3-pt FG made per game	8.3	4.4	* = Conference game			
FREE THROWS-ATT	104-164	101-144				
Free throw pct	.634	.701				
F-Throws made per game	14.9	14.4				
REBOUNDS	284	241				
Rebounds per game	40.6	34.4				
Rebounding margin	+6.1	-				
ASSISTS	91	74				
Assists per game	13.0	10.6				
TURNOVERS	82	85				
Turnovers per game	11.7	12.1				
Turnover margin	+0.4	-				
Assist/turnover ratio	1.1	0.9				
STEALS	44	34				
Steals per game	6.3	4.9				
BLOCKS	49	31				
Blocks per game	7.0	4.4				
ATTENDANCE	45424	38111				
Home games-Avg/Game	2-22712	2-15456				
Neutral site-Avg/Game	-	3-2400				

Score by Periods	1st	2nd	Totals
Kentucky	275	273	548
Opponents	245	215	460



Kentucky Basketball 2010-11
Kentucky Team Game-by-Game (as of Dec 04, 2010)
All games

TEAM STATISTICS

Opponent	Date	Score		Total		3-Pointers		Free throws		Rebounds				pf	a	t/o	blk	stl	pts	avg
				fg-fga	pct	3fg-fga	pct	ft-fta	pct	off	def	tot	avg							
EAST TENNESSEE STAT	11/12/10	88-65	W	33-68	.485	13-26	.500	9-23	.391	19	32	51	51.0	15	18	10	7	4	88	88.0
at Portland	11/19/10	79-48	W	28-51	.549	8-18	.444	15-20	.750	11	26	37	44.0	17	11	11	9	6	79	83.5
vs OKLAHOMA	11/22/10	76-64	W	29-58	.500	7-20	.350	11-22	.500	12	28	40	42.7	17	13	11	5	7	76	81.0
vs WASHINGTON	11/23/10	74-67	W	25-64	.391	3-17	.176	21-34	.618	19	30	49	44.2	22	7	15	9	8	74	79.2
vs CONNECTICUT	11/24/10	67-84	L	22-60	.367	8-22	.364	15-20	.750	13	16	29	41.2	18	9	11	6	6	67	76.8
BOSTON	11/30/10	91-57	W	32-54	.593	10-16	.625	17-24	.708	11	30	41	41.2	15	21	13	10	5	91	79.2
at North Carolina	12/04/10	73-75	L	24-62	.387	9-21	.429	16-21	.762	8	29	37	40.6	26	12	11	3	8	73	78.3
Kentucky		548		193-417	.463	58-140	.414	104-164	.634	93	191	284	40.6	130	91	82	49	44	548	78.3
Opponents		460		164-416	.394	31-106	.292	101-144	.701	79	162	241	34.4	132	74	85	31	34	460	65.7

Games played: 7
Points/game: 78.3
FG Pct: 46.3
3FG Pct: 41.4
FT Pct: 63.4

Rebounds/game: 40.6
Assists/game: 13.0
Turnovers/game: 11.7
Assist/turnover ratio: 1.1
Steals/game: 6.3
Blocks/game: 7.0



Kentucky Basketball 2010-11
Kentucky Opponent Game-by-Game (as of Dec 04, 2010)
All games

OPPONENT STATISTICS

Opponent	Date	Score		Total		3-Pointers		Free throws		Rebounds				pf	a	t/o	blk	stl	pts	avg
				fg-fga	pct	3fg-fga	pct	ft-fta	pct	off	def	tot	avg							
EAST TENNESSEE STAT	11/12/10	88-65	W	23-61	.377	5-17	.294	14-19	.737	7	26	33	33.0	21	12	10	3	6	65	65.0
at Portland	11/19/10	79-48	W	18-59	.305	4-20	.200	8-12	.667	14	16	30	31.5	16	10	9	2	5	48	56.5
vs OKLAHOMA	11/22/10	76-64	W	26-58	.448	3-11	.273	9-18	.500	11	22	33	32.0	20	6	14	5	2	64	59.0
vs WASHINGTON	11/23/10	74-67	W	25-65	.385	3-13	.231	14-22	.636	15	24	39	33.8	23	9	14	7	8	67	61.0
vs CONNECTICUT	11/24/10	67-84	L	30-52	.577	7-12	.583	17-19	.895	6	26	32	33.4	16	16	12	5	6	84	65.6
BOSTON	11/30/10	91-57	W	18-63	.286	8-22	.364	13-17	.765	17	14	31	33.0	16	8	14	0	3	57	64.2
at North Carolina	12/04/10	73-75	L	24-58	.414	1-11	.091	26-37	.703	9	34	43	34.4	20	13	12	9	4	75	65.7
Opponents		460		164-416	.394	31-106	.292	101-144	.701	79	162	241	34.4	132	74	85	31	34	460	65.7
Kentucky		548		193-417	.463	58-140	.414	104-164	.634	93	191	284	40.6	130	91	82	49	44	548	78.3

Games played: 7
Points/game: 65.7
FG Pct: 39.4
3FG Pct: 29.2
FT Pct: 70.1

Rebounds/game: 34.4
Assists/game: 10.6
Turnovers/game: 12.1
Assist/turnover ratio: 0.9
Steals/game: 4.9
Blocks/game: 4.4



Kentucky Basketball 2010-11
 Kentucky Team Game-by-Game Comparison (as of Dec 04, 2010)
All games

Opponent	1st	2nd	Score	Mar	Total FG	FG Pct	3-Pointers	3FG Pct	Free Throws	FT Pct	Rebounds	Assist	T/Over	Block	Steal	Fouls
EAST TENNESSEE STATE	50/35	38/30	88-65	+23	33-68/23-61	.485/.377	13-26/5-17	.500/.294	9-23/14-19	.391/.737	51/33 +18	18/12	10/10	7/3	4/6	15/21
Portland	38/24	41/24	79-48	+31	28-51/18-59	.549/.305	8-18/4-20	.444/.200	15-20/8-12	.750/.667	37/30 +7	11/10	11/9	9/2	6/5	17/16
OKLAHOMA	42/28	34/36	76-64	+12	29-58/26-58	.500/.448	7-20/3-11	.350/.273	11-22/9-18	.500/.500	40/33 +7	13/6	11/14	5/5	7/2	17/20
WASHINGTON	34/35	40/32	74-67	+7	25-64/25-65	.391/.385	3-17/3-13	.176/.231	21-34/14-22	.618/.636	49/39 +10	7/9	15/14	9/7	8/8	22/23
CONNECTICUT	29/50	38/34	67-84	(17)	22-60/30-52	.367/.577	8-22/7-12	.364/.583	15-20/17-19	.750/.895	29/32 (3)	9/16	11/12	6/5	6/6	18/16
BOSTON	40/33	51/24	91-57	+34	32-54/18-63	.593/.286	10-16/8-22	.625/.364	17-24/13-17	.708/.765	41/31 +10	21/8	13/14	10/0	5/3	15/16
North Carolina	42/40	31/35	73-75	(2)	24-62/24-58	.387/.414	9-21/1-11	.429/.091	16-21/26-37	.762/.703	37/43 (6)	12/13	11/12	3/9	8/4	26/20

Note: Game totals are displayed in the format TEAM/OPPONENT for each category



Kentucky Basketball 2010-11
 Kentucky Team Game-by-Game Comparison (as of Dec 04, 2010)
All games -- 1st half only

Opponent	1st	2nd	Score	Mar	Total FG	FG Pct	3-Pointers	3FG Pct	Free Throws	FT Pct	Rebounds	Assist	T/Over	Block	Steal	Fouls
EAST TENNESSEE STATE	50/35	38/30	88-65	+23	18-35/13-26	.514/.500	10-17/2-7	.588/.286	4-9/7-11	.444/.636	24/12 +12	9/8	3/5	2/1	1/3	9/9
Portland	38/24	41/24	79-48	+31	15-26/9-32	.577/.281	4-10/3-11	.400/.273	4-4/3-3	1000/1000	16/17 (1)	6/7	4/5	5/0	3/2	6/4
OKLAHOMA	42/28	34/36	76-64	+12	18-32/12-25	.563/.480	6-13/0-5	.462/.000	0-5/4-9	.000/.444	20/12 +8	7/2	4/6	1/3	2/0	8/7
WASHINGTON	34/35	40/32	74-67	+7	13-34/13-32	.382/.406	2-6/2-5	.333/.400	6-13/7-10	.462/.700	25/20 +5	4/7	8/7	3/5	4/4	10/10
CONNECTICUT	29/50	38/34	67-84	(17)	9-30/18-30	.300/.600	2-7/5-7	.286/.714	9-12/9-11	.750/.818	15/20 (5)	2/10	7/6	2/3	1/5	11/9
BOSTON	40/33	51/24	91-57	+34	15-27/10-33	.556/.303	2-6/3-10	.333/.300	8-12/10-11	.667/.909	20/18 +2	8/4	8/6	5/0	1/3	8/10
North Carolina	42/40	31/35	73-75	(2)	15-32/15-33	.469/.455	5-9/1-7	.556/.143	7-10/9-14	.700/.643	14/24 (10)	6/10	5/9	2/6	6/3	11/10

Note: Game totals are displayed in the format TEAM/OPPONENT for each category



Kentucky Basketball 2010-11
 Kentucky Team Game-by-Game Comparison (as of Dec 04, 2010)
All games -- 2nd half only

Opponent	1st	2nd	Score	Mar	Total FG	FG Pct	3-Pointers	3FG Pct	Free Throws	FT Pct	Rebounds	Assist	T/Over	Block	Steal	Fouls
EAST TENNESSEE STATE	50/35	38/30	88-65	+23	15-33/10-35	.455/.286	3-9/3-10	.333/.300	5-14/7-8	.357/.875	27/21 +6	9/4	7/5	5/2	3/3	6/12
Portland	38/24	41/24	79-48	+31	13-25/9-27	.520/.333	4-8/1-9	.500/.111	11-16/5-9	.688/.556	21/13 +8	5/3	7/4	4/2	3/3	11/12
OKLAHOMA	42/28	34/36	76-64	+12	11-26/14-33	.423/.424	1-7/3-6	.143/.500	11-17/5-9	.647/.556	20/21 (1)	6/4	7/8	4/2	5/2	9/13
WASHINGTON	34/35	40/32	74-67	+7	12-30/12-33	.400/.364	1-11/1-8	.091/.125	15-21/7-12	.714/.583	24/19 +5	3/2	7/7	6/2	4/4	12/13
CONNECTICUT	29/50	38/34	67-84	(17)	13-30/12-22	.433/.545	6-15/2-5	.400/.400	6-8/8-8	.750/1000	14/12 +2	7/6	4/6	4/2	5/1	7/7
BOSTON	40/33	51/24	91-57	+34	17-27/8-30	.630/.267	8-10/5-12	.800/.417	9-12/3-6	.750/.500	21/13 +8	13/4	5/8	5/0	4/0	7/6
North Carolina	42/40	31/35	73-75	(2)	9-30/9-25	.300/.360	4-12/0-4	.333/.000	9-11/17-23	.818/.739	23/19 +4	6/3	6/3	1/3	2/1	15/10

Note: Game totals are displayed in the format TEAM/OPPONENT for each category



Kentucky Basketball 2010-11
Kentucky Individual Game-by-Game (as of Dec 04, 2010)
All games

#01 Darius Miller

Opponent	Date	gs	min	Total		3-Pointers		Free throws		Rebounds				pf	a	t/o	blk	stl	pts	avg	
				fg-fga	pct	3fg-fga	pct	ft-fta	pct	off	def	tot	avg								
EAST TENNESSEE STAT	11/12/10	*	31	3-9	.333	2-5	.400	0-0	.000	3	8	11	11.0	2	1	3	1	1	8	8.0	
at Portland	11/19/10	*	30	6-7	.857	3-4	.750	0-0	.000	1	4	5	8.0	4	4	2	4	5	15	11.5	
vs OKLAHOMA	11/22/10	*	26	2-5	.400	1-3	.333	0-0	.000	2	3	5	7.0	4	0	0	1	1	5	9.3	
vs WASHINGTON	11/23/10	*	24	2-5	.400	1-2	.500	3-4	.750	2	1	3	6.0	4	1	1	1	1	8	9.0	
vs CONNECTICUT	11/24/10	*	29	6-14	.429	2-5	.400	1-3	.333	3	1	4	5.6	3	2	0	0	0	15	10.2	
BOSTON	11/30/10	*	19	3-3	1.000	2-2	1.000	0-0	.000	0	2	2	5.0	4	3	2	2	1	8	9.8	
at North Carolina	12/04/10	*	34	4-8	.500	3-5	.600	2-2	1.000	0	7	7	5.3	3	0	2	1	0	13	10.3	
Totals			7	193	26-51	.510	14-26	.538	6-9	.667	11	26	37	5.3	24	11	10	10	9	72	10.3

Games played: 7
 Minutes/game: 27.6
 Points/game: 10.3
 FG Pct: 51.0
 3FG Pct: 53.8
 FT Pct: 66.7

Rebounds/game: 5.3
 Assists/game: 1.6
 Turnovers/game: 1.4
 Assist/turnover ratio: 1.1
 Steals/game: 1.3
 Blocks/game: 1.4

#02 Stacey Poole

Opponent	Date	gs	min	Total		3-Pointers		Free throws		Rebounds				pf	a	t/o	blk	stl	pts	avg
				fg-fga	pct	3fg-fga	pct	ft-fta	pct	off	def	tot	avg							
EAST TENNESSEE STAT	11/12/10		1	0-1	.000	0-0	.000	0-0	.000	0	1	1	1.0	0	0	0	0	0	0	0.0
at Portland	11/19/10		2	0-0	.000	0-0	.000	0-0	.000	0	0	0	0.5	0	0	0	0	0	0	0.0
vs WASHINGTON	11/23/10		8	0-2	.000	0-1	.000	0-0	.000	0	0	0	0.3	1	0	0	0	0	0	0.0
vs CONNECTICUT	11/24/10		0	0-0	.000	0-0	.000	0-0	.000	0	0	0	0.3	0	0	0	0	0	0	0.0
BOSTON	11/30/10		4	0-0	.000	0-0	.000	0-0	.000	0	0	0	0.2	1	1	1	0	0	0	0.0
Totals			0	15	0-3	.000	0-1	.000	0-0	.000	0	1	1	0.2	2	1	1	0	0	0.0

Games played: 5
 Minutes/game: 3.0
 FG Pct: 0.0
 3FG Pct: 0.0

Rebounds/game: 0.2
 Assists/game: 0.2
 Turnovers/game: 0.2
 Assist/turnover ratio: 1.0

#03 Terrence Jones

Opponent	Date	gs	min	Total		3-Pointers		Free throws		Rebounds				pf	a	t/o	blk	stl	pts	avg	
				fg-fga	pct	3fg-fga	pct	ft-fta	pct	off	def	tot	avg								
EAST TENNESSEE STAT	11/12/10	*	35	10-19	.526	2-3	.667	3-10	.300	5	7	12	12.0	2	2	0	2	3	25	25.0	
at Portland	11/19/10	*	30	5-14	.357	0-2	.000	2-5	.400	2	3	5	8.5	4	3	4	2	0	12	18.5	
vs OKLAHOMA	11/22/10	*	35	12-17	.706	0-2	.000	5-9	.556	4	9	13	10.0	2	3	2	4	2	29	22.0	
vs WASHINGTON	11/23/10	*	36	4-13	.308	0-2	.000	8-14	.571	4	13	17	11.8	4	2	2	4	1	16	20.5	
vs CONNECTICUT	11/24/10	*	27	6-11	.545	4-4	1.000	8-9	.889	2	2	4	10.2	4	1	0	2	2	24	21.2	
BOSTON	11/30/10	*	35	7-12	.583	1-3	.333	3-5	.600	3	7	10	10.2	1	2	3	1	1	18	20.7	
at North Carolina	12/04/10	*	28	3-17	.176	0-3	.000	3-6	.500	1	5	6	9.6	5	0	1	1	1	9	19.0	
Totals			7	226	47-103	.456	7-19	.368	32-58	.552	21	46	67	9.6	22	13	12	16	10	133	19.0

Games played: 7
 Minutes/game: 32.3
 Points/game: 19.0
 FG Pct: 45.6
 3FG Pct: 36.8
 FT Pct: 55.2

Rebounds/game: 9.6
 Assists/game: 1.9
 Turnovers/game: 1.7
 Assist/turnover ratio: 1.1
 Steals/game: 1.4
 Blocks/game: 2.3



Kentucky Basketball 2010-11
Kentucky Individual Game-by-Game (as of Dec 04, 2010)
All games

#04 Jon Hood

Opponent	Date	gs	min	Total		3-Pointers		Free throws		Rebounds				pf	a	t/o	blk	stl	pts	avg
				fg-fga	pct	3fg-fga	pct	ft-fa	pct	off	def	tot	avg							
EAST TENNESSEE STAT	11/12/10		6	1-3	.333	0-2	.000	0-1	.000	1	0	1	1.0	1	0	0	0	0	2	2.0
at Portland	11/19/10		12	0-1	.000	0-1	.000	2-4	.500	2	1	3	2.0	0	0	0	0	0	2	2.0
vs OKLAHOMA	11/22/10		3	0-0	.000	0-0	.000	1-2	.500	0	2	2	2.0	0	0	0	0	0	1	1.7
vs WASHINGTON	11/23/10		9	0-3	.000	0-2	.000	0-0	.000	1	0	1	1.8	0	0	0	0	1	0	1.3
vs CONNECTICUT	11/24/10		10	1-2	.500	1-1	1.000	0-0	.000	2	1	3	2.0	0	0	0	0	0	3	1.6
BOSTON	11/30/10		9	1-2	.500	0-0	.000	0-0	.000	0	0	0	1.7	1	0	0	0	0	2	1.7
at North Carolina	12/04/10		2	0-0	.000	0-0	.000	0-0	.000	0	0	0	1.4	0	0	0	0	0	0	1.4
Totals		0	51	3-11	.273	1-6	.167	3-7	.429	6	4	10	1.4	2	0	0	0	1	10	1.4

Games played: 7
Minutes/game: 7.3
Points/game: 1.4
FG Pct: 27.3
3FG Pct: 16.7
FT Pct: 42.9

Rebounds/game: 1.4
Steals/game: 0.1

#05 Jarrod Polson

Opponent	Date	gs	min	Total		3-Pointers		Free throws		Rebounds				pf	a	t/o	blk	stl	pts	avg
				fg-fga	pct	3fg-fga	pct	ft-fa	pct	off	def	tot	avg							
EAST TENNESSEE STAT	11/12/10		1	0-0	.000	0-0	.000	0-0	.000	0	0	0	0.0	0	0	0	0	0	0	0.0
at Portland	11/19/10		2	0-1	.000	0-1	.000	0-0	.000	0	0	0	0.0	1	0	0	0	0	0	0.0
vs WASHINGTON	11/23/10		1	0-0	.000	0-0	.000	0-0	.000	0	0	0	0.0	0	0	0	0	0	0	0.0
BOSTON	11/30/10		4	0-1	.000	0-0	.000	2-2	1.000	0	0	0	0.0	0	0	0	0	0	2	0.5
at North Carolina	12/04/10		1	0-0	.000	0-0	.000	0-0	.000	0	0	0	0.0	0	0	0	0	0	0	0.4
Totals		0	9	0-2	.000	0-1	.000	2-2	1.000	0	0	0	0.0	1	0	0	0	0	2	0.4

Games played: 5
Minutes/game: 1.8
Points/game: 0.4
FG Pct: 0.0
3FG Pct: 0.0
FT Pct: 100.0

#12 Brandon Knight

Opponent	Date	gs	min	Total		3-Pointers		Free throws		Rebounds				pf	a	t/o	blk	stl	pts	avg
				fg-fga	pct	3fg-fga	pct	ft-fa	pct	off	def	tot	avg							
EAST TENNESSEE STAT	11/12/10	*	32	6-13	.462	4-7	.571	1-4	.250	1	3	4	4.0	2	5	2	0	0	17	17.0
at Portland	11/19/10	*	32	7-13	.538	2-5	.400	5-5	1.000	0	3	3	3.5	1	1	3	2	0	21	19.0
vs OKLAHOMA	11/22/10	*	35	4-15	.267	2-8	.250	3-5	.600	0	2	2	3.0	2	3	5	0	0	13	17.0
vs WASHINGTON	11/23/10	*	28	10-17	.588	1-6	.167	3-6	.500	2	2	4	3.3	4	0	8	0	1	24	18.8
vs CONNECTICUT	11/24/10	*	38	3-15	.200	0-8	.000	0-1	.000	0	2	2	3.0	3	5	5	0	1	6	16.2
BOSTON	11/30/10	*	34	8-12	.667	4-6	.667	3-3	1.000	0	6	6	3.5	2	6	4	1	1	23	17.3
at North Carolina	12/04/10	*	36	5-12	.417	3-7	.429	2-3	.667	0	2	2	3.3	5	4	6	0	3	15	17.0
Totals		7	235	43-97	.443	16-47	.340	17-27	.630	3	20	23	3.3	19	24	33	3	6	119	17.0

Games played: 7
Minutes/game: 33.6
Points/game: 17.0
FG Pct: 44.3
3FG Pct: 34.0
FT Pct: 63.0

Rebounds/game: 3.3
Assists/game: 3.4
Turnovers/game: 4.7
Assist/turnover ratio: 0.7
Steals/game: 0.9
Blocks/game: 0.4



Kentucky Basketball 2010-11
Kentucky Individual Game-by-Game (as of Dec 04, 2010)
All games

#20 Doron Lamb

Opponent	Date	gs	min	Total		3-Pointers		Free throws		Rebounds				pf	a	t/o	blk	stl	pts	avg
				fg-fga	pct	3fg-fga	pct	ft-fa	pct	off	def	tot	avg							
EAST TENNESSEE STAT	11/12/10		28	7-10	.700	3-5	.600	3-5	.600	0	5	5	5.0	1	3	1	0	0	20	20.0
at Portland	11/19/10		24	4-5	.800	3-4	.750	2-2	1.000	1	2	3	4.0	2	1	1	0	0	13	16.5
vs OKLAHOMA	11/22/10		30	4-8	.500	2-3	.667	2-4	.500	1	2	3	3.7	1	2	2	0	1	12	15.0
vs WASHINGTON	11/23/10		28	2-10	.200	0-2	.000	2-2	1.000	0	1	1	3.0	4	1	1	1	0	6	12.8
vs CONNECTICUT	11/24/10		14	2-5	.400	1-2	.500	0-0	.000	0	0	0	2.4	3	0	2	0	0	5	11.2
BOSTON	11/30/10		27	5-9	.556	2-4	.500	1-2	.500	0	2	2	2.3	1	5	2	0	1	13	11.5
at North Carolina	12/04/10		32	7-12	.583	3-4	.750	7-8	.875	0	2	2	2.3	0	3	0	0	1	24	13.3
Totals		0	183	31-59	.525	14-24	.583	17-23	.739	2	14	16	2.3	12	15	9	1	3	93	13.3

Games played: 7
Minutes/game: 26.1
Points/game: 13.3
FG Pct: 52.5
3FG Pct: 58.3
FT Pct: 73.9

Rebounds/game: 2.3
Assists/game: 2.1
Turnovers/game: 1.3
Assist/turnover ratio: 1.7
Steals/game: 0.4
Blocks/game: 0.1

#30 Eloy Vargas

Opponent	Date	gs	min	Total		3-Pointers		Free throws		Rebounds				pf	a	t/o	blk	stl	pts	avg
				fg-fga	pct	3fg-fga	pct	ft-fa	pct	off	def	tot	avg							
EAST TENNESSEE STAT	11/12/10		13	0-1	.000	0-0	.000	0-0	.000	2	2	4	4.0	2	1	0	1	0	0	0.0
at Portland	11/19/10		14	2-2	1.000	0-0	.000	0-0	.000	1	3	4	4.0	2	0	0	1	0	4	2.0
vs OKLAHOMA	11/22/10		16	1-1	1.000	0-0	.000	0-0	.000	1	3	4	4.0	2	1	1	0	0	2	2.0
vs WASHINGTON	11/23/10		6	1-1	1.000	0-0	.000	2-2	1.000	1	0	1	3.3	1	0	0	0	0	4	2.5
vs CONNECTICUT	11/24/10		19	1-2	.500	0-0	.000	4-4	1.000	3	3	6	3.8	1	0	0	2	1	6	3.2
BOSTON	11/30/10		17	0-2	.000	0-0	.000	4-6	.667	2	2	4	3.8	1	0	0	2	0	4	3.3
at North Carolina	12/04/10		9	0-2	.000	0-0	.000	0-0	.000	1	1	2	3.6	5	0	1	0	0	0	2.9
Totals		0	94	5-11	.455	0-0	.000	10-12	.833	11	14	25	3.6	14	2	2	6	1	20	2.9

Games played: 7
Minutes/game: 13.4
Points/game: 2.9
FG Pct: 45.5
FT Pct: 83.3

Rebounds/game: 3.6
Assists/game: 0.3
Turnovers/game: 0.3
Assist/turnover ratio: 1.0
Steals/game: 0.1
Blocks/game: 0.9

#34 Deandre Liggins

Opponent	Date	gs	min	Total		3-Pointers		Free throws		Rebounds				pf	a	t/o	blk	stl	pts	avg
				fg-fga	pct	3fg-fga	pct	ft-fa	pct	off	def	tot	avg							
EAST TENNESSEE STAT	11/12/10	*	37	5-10	.500	2-4	.500	2-3	.667	0	3	3	3.0	1	6	3	0	0	14	14.0
at Portland	11/19/10	*	31	1-4	.250	0-1	.000	4-4	1.000	0	2	2	2.5	1	2	1	0	1	6	10.0
vs OKLAHOMA	11/22/10	*	35	5-9	.556	2-4	.500	0-2	.000	0	5	5	3.3	2	4	1	0	3	12	10.7
vs WASHINGTON	11/23/10	*	26	2-7	.286	0-0	.000	3-6	.500	0	4	4	3.5	3	2	1	1	3	7	9.8
vs CONNECTICUT	11/24/10	*	38	3-10	.300	0-2	.000	2-3	.667	1	2	3	3.4	2	1	4	0	1	8	9.4
BOSTON	11/30/10	*	28	2-6	.333	1-1	1.000	4-6	.667	1	3	4	3.5	1	4	0	3	1	9	9.3
at North Carolina	12/04/10	*	37	3-9	.333	0-2	.000	2-2	1.000	0	6	6	3.9	3	4	0	1	2	8	9.1
Totals		7	232	21-55	.382	5-14	.357	17-26	.654	2	25	27	3.9	13	23	10	5	11	64	9.1

Games played: 7
Minutes/game: 33.1
Points/game: 9.1
FG Pct: 38.2
3FG Pct: 35.7
FT Pct: 65.4

Rebounds/game: 3.9
Assists/game: 3.3
Turnovers/game: 1.4
Assist/turnover ratio: 2.3
Steals/game: 1.6
Blocks/game: 0.7



Kentucky Basketball 2010-11
Kentucky Individual Game-by-Game (as of Dec 04, 2010)
All games

#55 Josh Harrellson

Opponent	Date	gs	min	Total		3-Pointers		Free throws		Rebounds				pf	a	t/o	blk	stl	pts	avg
				fg-fga	pct	3fg-fga	pct	ft-fa	pct	off	def	tot	avg							
EAST TENNESSEE STAT	11/12/10	*	16	1-2	.500	0-0	.000	0-0	.000	4	3	7	7.0	4	0	1	3	0	2	2.0
at Portland	11/19/10	*	23	3-4	.750	0-0	.000	0-0	.000	4	8	12	9.5	2	0	0	0	0	6	4.0
vs OKLAHOMA	11/22/10	*	20	1-3	.333	0-0	.000	0-0	.000	2	1	3	7.3	4	0	0	0	2	3.3	
vs WASHINGTON	11/23/10	*	34	4-6	.667	1-2	.500	0-0	.000	7	7	14	9.0	1	1	2	2	1	9	4.8
vs CONNECTICUT	11/24/10	*	25	0-1	.000	0-0	.000	0-0	.000	1	5	6	8.4	2	0	0	2	1	0	3.8
BOSTON	11/30/10	*	23	6-7	.857	0-0	.000	0-0	.000	4	7	11	8.8	3	0	1	1	0	12	5.2
at North Carolina	12/04/10	*	21	2-2	1.000	0-0	.000	0-0	.000	4	3	7	8.6	5	1	1	0	1	4	5.0
Totals			7	17-25	.680	1-2	.500	0-0	.000	26	34	60	8.6	21	2	5	8	3	35	5.0

Games played: 7
Minutes/game: 23.1
Points/game: 5.0
FG Pct: 68.0
3FG Pct: 50.0

Rebounds/game: 8.6
Assists/game: 0.3
Turnovers/game: 0.7
Assist/turnover ratio: 0.4
Steals/game: 0.4
Blocks/game: 1.1

#TM TEAM

Opponent	Date	gs	min	Total		3-Pointers		Free throws		Rebounds				pf	a	t/o	blk	stl	pts	avg
				fg-fga	pct	3fg-fga	pct	ft-fa	pct	off	def	tot	avg							
EAST TENNESSEE STAT	11/12/10		0	0-0	.000	0-0	.000	0-0	.000	3	0	3	3.0	0	0	0	0	0	0	0.0
at Portland	11/19/10		0	0-0	.000	0-0	.000	0-0	.000	0	0	0	1.5	0	0	0	0	0	0	0.0
vs OKLAHOMA	11/22/10		0	0-0	.000	0-0	.000	0-0	.000	2	1	3	2.0	0	0	0	0	0	0	0.0
vs WASHINGTON	11/23/10		0	0-0	.000	0-0	.000	0-0	.000	2	2	4	2.5	0	0	0	0	0	0	0.0
vs CONNECTICUT	11/24/10		0	0-0	.000	0-0	.000	0-0	.000	1	0	1	2.2	0	0	0	0	0	0	0.0
BOSTON	11/30/10		0	0-0	.000	0-0	.000	0-0	.000	1	1	2	2.2	0	0	0	0	0	0	0.0
at North Carolina	12/04/10		0	0-0	.000	0-0	.000	0-0	.000	2	3	5	2.6	0	0	0	0	0	0	0.0
Totals			0	0-0	.000	0-0	.000	0-0	.000	11	7	18	2.6	0	0	0	0	0	0	0.0

Games played: 7

Rebounds/game: 2.6



Kentucky Basketball 2010-11
Kentucky Points-Rebounds-Assists (as of Dec 04, 2010)
All games

Opponent	Date	Score		01	02	03	04	05	12	20
				MILLER,DAR	POOLE,STAC	JONES,TERR	HOOD,JON	POLSON,JAR	KNIGHT,BRA	LAMB,DORON
EAST TENNESSEE STATE	11/12/10	88-65	w	8-11-1	0-1-0	25-12-2	2-1-0	0-0-0	17-4-5	20-5-3
at Portland	11/19/10	79-48	w	15-5-4	0-0-0	12-5-3	2-3-0	0-0-0	21-3-1	13-3-1
vs OKLAHOMA	11/22/10	76-64	w	5-5-0	DNP	29-13-3	1-2-0	DNP	13-2-3	12-3-2
vs WASHINGTON	11/23/10	74-67	w	8-3-1	0-0-0	16-17-2	0-1-0	0-0-0	24-4-0	6-1-1
vs CONNECTICUT	11/24/10	67-84	L	15-4-2	0-0-0	24-4-1	3-3-0	DNP	6-2-5	5-0-0
BOSTON	11/30/10	91-57	w	8-2-3	0-0-1	18-10-2	2-0-0	2-0-0	23-6-6	13-2-5
at North Carolina	12/04/10	73-75	L	13-7-0	DNP	9-6-0	0-0-0	0-0-0	15-2-4	24-2-3

Opponent	Date	Score		30	34	55
				VARGAS,ELO	LIGGINS,DE	HARRELLSON
EAST TENNESSEE STATE	11/12/10	88-65	w	0-4-1	14-3-6	2-7-0
at Portland	11/19/10	79-48	w	4-4-0	6-2-2	6-12-0
vs OKLAHOMA	11/22/10	76-64	w	2-4-1	12-5-4	2-3-0
vs WASHINGTON	11/23/10	74-67	w	4-1-0	7-4-2	9-14-1
vs CONNECTICUT	11/24/10	67-84	L	6-6-0	8-3-1	0-6-0
BOSTON	11/30/10	91-57	w	4-4-0	9-4-4	12-11-0
at North Carolina	12/04/10	73-75	L	0-2-0	8-6-4	4-7-1



Kentucky Basketball 2010-11
Kentucky Combined Team Statistics (as of Dec 04, 2010)
Last 5

RECORD:	OVERALL	HOME	AWAY	NEUTRAL
ALL GAMES	3-2	1-0	0-1	2-1
CONFERENCE	0-0	0-0	0-0	0-0
NON-CONFERENCE	3-2	1-0	0-1	2-1

#	Player	gp-gs	min	avg	Total		3-Point		F-Throw		Rebounds				pf	dq	a	to	blk	stl	pts	avg
					fg-fga	fg%	3fg-fga	3fg%	ft-fta	ft%	off	def	tot	avg								
03	Terrence Jones	5-5	161	32.2	32-70	.457	5-14	.357	27-43	.628	14	36	50	10.0	16	1	8	8	12	7	96	19.2
12	Brandon Knight	5-5	171	34.2	30-71	.423	10-35	.286	11-18	.611	2	14	16	3.2	16	1	18	28	1	6	81	16.2
20	Doron Lamb	5-0	131	26.2	20-44	.455	8-15	.533	12-16	.750	1	7	8	1.6	9	0	11	7	1	3	60	12.0
01	Darius Miller	5-5	132	26.4	17-35	.486	9-17	.529	6-9	.667	7	14	21	4.2	18	0	6	5	5	3	49	9.8
34	Deandre Liggins	5-5	164	32.8	15-41	.366	3-9	.333	11-19	.579	2	20	22	4.4	11	0	15	6	5	10	44	8.8
55	Josh Harrellson	5-5	123	24.6	13-19	.684	1-2	.500	0-0	.000	18	23	41	8.2	15	1	2	4	5	3	27	5.4
30	Eloy Vargas	5-0	67	13.4	3-8	.375	0-0	.000	10-12	.833	8	9	17	3.4	10	1	1	2	4	1	16	3.2
04	Jon Hood	5-0	33	6.6	2-7	.286	1-3	.333	1-2	.500	3	3	6	1.2	1	0	0	0	0	1	6	1.2
05	Jarrod Polson	3-0	6	2.0	0-1	.000	0-0	.000	2-2	1.000	0	0	0	0.0	0	0	0	0	0	0	2	0.7
02	Stacey Poole	3-0	12	4.0	0-2	.000	0-1	.000	0-0	.000	0	0	0	0.0	2	0	1	1	0	0	0	0.0
Team											8	7	15									
Total.....		5	1000		132-298	.443	37-96	.385	80-121	.661	63	133	196	39.2	98	4	62	61	33	34	381	76.2
Opponents.....		5	1000		123-296	.416	22-69	.319	79-113	.699	58	120	178	35.6	95	2	52	66	26	23	347	69.4

TEAM STATISTICS	UK	OPP	Date	Opponent	Score	Att.
SCORING	381	347	11/22/10	vs OKLAHOMA	w 76-64	2400
Points per game	76.2	69.4	11/23/10	vs WASHINGTON	w 74-67	2400
Scoring margin	+6.8	-	11/24/10	vs CONNECTICUT	L 67-84	2400
FIELD GOALS-ATT	132-298	123-296	11/30/10	BOSTON	w 91-57	21684
Field goal pct	.443	.416	12/04/10	at North Carolina	L 73-75	20695
3 POINT FG-ATT	37-96	22-69	* = Conference game			
3-point FG pct	.385	.319				
3-pt FG made per game	7.4	4.4				
FREE THROWS-ATT	80-121	79-113				
Free throw pct	.661	.699				
F-Throws made per game	16.0	15.8				
REBOUNDS	196	178				
Rebounds per game	39.2	35.6				
Rebounding margin	+3.6	-				
ASSISTS	62	52				
Assists per game	12.4	10.4				
TURNOVERS	61	66				
Turnovers per game	12.2	13.2				
Turnover margin	+1.0	-				
Assist/turnover ratio	1.0	0.8				
STEALS	34	23				
Steals per game	6.8	4.6				
BLOCKS	33	26				
Blocks per game	6.6	5.2				
ATTENDANCE	21684	27895				
Home games-Avg/Game	1-21684	1-20695				
Neutral site-Avg/Game	-	3-2400				

Score by Periods	1st	2nd	Totals
Kentucky	187	194	381
Opponents	186	161	347