

# ND NOTRE DAME FOOTBALL

## IRISH VS. LOBOS - BY THE NUMBERS

0	The Irish completed an undefeated season at Notre Dame Stadium for the second time in four seasons in 2018 (2015, also 6-0).
2	Sophomore RB <b>Jahmir Smith</b> recorded the first two touchdown runs of his career against Louisville. His first touch of the year was a three-yard touchdown run for Notre Dame's first points, while he completed the Notre Dame scoring with a one-yard run in the fourth quarter.
2.7	After allowing two scoring drives to begin the season at Louisville, Notre Dame's defense allowed just 90 yards over the next 33 plays to the Cardinal offense (2.7 yards per play) allowing the Irish to seize control of the contest.
3	Sophomore TE <b>Tommy Tremble</b> caught the first three passes of his career against Louisville – each reception earning the Irish a first down while also posting his first career touchdown reception (26 yards).
5.6	The Notre Dame-Louisville game was the second-highest rated college football game of the first full weekend of action, attracting 5.6 million viewers on ESPN.
9	Junior LB <b>Jeremiah Owusu-Koramoah</b> recorded his first career start at Louisville and responded with the first nine tackles of his career, including two TFL, as well as a QBH.
10	<b>Brian Kelly</b> continues his 10th season as the head coach at the University of Notre Dame, becoming just the fifth Irish coach to spend a decade or more at the school (Knut Rockne, 13; Frank Leahy, Ara Parseghian, Lou Holtz 11).
11	Notre Dame has won 11 consecutive games at Notre Dame Stadium, including a 6-0 clean slate last season. It is the third-longest winning streak at home for the Irish since Notre Dame Stadium opened in 1930.
11.5	Senior <b>Julian Okwara</b> enters the New Mexico game with 11.5 career sacks, looking to break into the all-time top 10 at Notre Dame this season (Anthony Weaver, 1998-2001, is 10th with 17.0).
14.7	Notre Dame running backs have caught nine passes for 132 yards in the fourth quarter since the start of the 2018 season, averaging 14.7 yard per reception – the best in FBS over that time.
15	Notre Dame has recorded at least one sack in 15 consecutive games.
30	Notre Dame has held its opponents to 30 points or less in 15 consecutive games, matching Mississippi State and Washington for the FBS lead in that category.
68.6	Junior <b>Ian Book</b> has completed 68.6% of his passes over the past 12 games, second-best in the FBS (Texas Tech's Alan Bowman – 70.4% leads the way).
81	<b>Ian Book</b> rushed for 81 yards in the victory at Louisville, the fifth-most among Power 5 quarterbacks who played week one.
87	<b>Tony Jones Jr.</b> rushed for 87 yards in the first quarter of Notre Dame's week one victory at Louisville. Only Clemson's Travis Etienne (114) rushed for more yards in the first quarter of any FBS game in week one.
146	New Mexico and Notre Dame are meeting for the first time in football on Saturday afternoon. The Lobos are the 146th different opponent Notre Dame has faced in its football history and the fifth different Mountain West Conference opponent. Notre Dame is 120-22-3 (.838) against first-time opponents.
267	The Notre Dame Stadium sell-out streak stands at 267 consecutive games, the second-longest in NCAA history.
347^	Games coached by <b>Brian Kelly</b> in his career, second active in the NCAA to Mack Brown (North Carolina).
571	Carries by Notre Dame running backs since their last fumble – the longest active streak among FBS teams.

## THE SERIES

0-0	First meeting between New Mexico and Notre Dame
-----	---

## GAME 2 - NEW MEXICO

Date: Saturday, September 14, 2019  
Time: 2:42 p.m. ET  
Site: Notre Dame Stadium  

- Notre Dame, IN
- Capacity 77,622 (FieldTurf)

TV: NBC (national) | NBC Sports app  

- Mike Tirico (play-by-play)
- Doug Flutie (analysis)
- Kathryn Tappen (sideline)
- Chris Simms (sideline analysis)

Radio: Notre Dame Radio Network  

- SiriusXM (Channel 129)
- 96.1 FM, 101.5 FM & 960 AM

Tickets: Notre Dame Ticket Exchange  
powered by VividSeats.com

## THE COACHES

	Head Coach	At School	Overall	vs. Opponent
ND	Brian Kelly	82-35 (10th year)*	253-92-2 (29th year)*	0-0
NM	Bob Davie	17-39 (9th year)	34-54 (14th year)	0-0

\* -Includes 20 regular-season wins and two postseason appearances vacated under discretionary NCAA penalty

## 2019 SCHEDULE (I-0)

Date	ND Rk	Opp Rk	Opponent	Location	Network	Time/Score
Sep. 2	9/9		at Louisville	Louisville, KY	ESPN	W, 35-17
Sep. 14	7/7		New Mexico	Notre Dame, IN	NBC	2:30 p.m.
Sep. 21		3/3	at Georgia	Athens, GA	CBS	8 p.m.
Sep. 28		25/NR	Virginia	Notre Dame, IN	NBC	3:30 p.m.
Oct. 5			Bowling Green	Notre Dame, IN	NBC	3:30 p.m.
Oct. 12		24/24	Southern Cal	Notre Dame, IN	NBC	7:30 p.m.
Oct. 28		10/10	at Michigan	Ann Arbor, MI	TBA	TBA
Nov. 2			Virginia Tech	Notre Dame, IN	NBC	2:30 p.m.
Nov. 9			at Duke	Durham, NC	ACC Net	TBA
Nov. 18			Navy	Notre Dame, IN	NBC	2:30 p.m.
Nov. 23			Boston College	Notre Dame, IN	NBC	2:30 p.m.
Nov. 30			at Stanford	Palo Alto, CA	TBA	TBA

Rankings: CFP/AP/Coaches (current for upcoming opponents, at time of game for past opponents) | All times Eastern

## THE TRADITION


7	Heisman Trophy Winners – Angelo Bertelli (1943), John Lujack (1947), Leon Hart (1948), John Lattner (1953), Paul Hornung (1956), John Huarte (1964), Tim Brown (1987)
11	Consensus National Championships – 1924, 1929, 1930, 1943, 1946, 1947, 1949, 1966, 1973, 1977, 1988
13	NFL Hall of Famers – the most of any college football program
21	Different seasons Notre Dame has been selected as the National Champion by at least one poll listed in the NCAA official record book
22	Different undefeated regular seasons
52	College Football Hall of Famers – Raghib Ismail (1988-90) is a 2019 inductee
102	Consensus All-Americans – most recent Julian Love (2018)
919^	All-time wins – second in college football history.
.731^	All-time winning percentage – the best in college football history.

## FOOTBALL STAFF GAME DAY LOCATIONS

Coach	Title	Location
Brian Kelly	Head Coach	Sideline
Clark Lea	Def. Coordinator/Linebackers	Press Box
Chip Long	Off. Coordinator/Tight Ends	Sideline
Mike Elston	Defensive Line	Sideline
Lance Taylor	Running Backs	Sideline
Jeff Quinn	Offensive Line	Sideline
Todd Lyght	Defensive Backs	Sideline
Terry Joseph	Def. Pass Game Coordinator	Sideline
Brian Polian	Special Teams Coordinator	Sideline
Del Alexander	Wide Receivers	Sideline
Tom Rees	Quarterbacks	Press Box

## FOOTBALL ATHLETIC COMMUNICATIONS STAFF

Interim Director of Football Communications Primary Football	Michael Scholl	mscholl@nd.edu o - 574-631-4780 c - 574-876-6248
Assistant Athletic Director Strategic Communications Secondary Football	Aaron Horvath	ahorvat3@nd.edu o - 574-631-8978 c - 574-340-3106
Senior Associate Athletic Director, Media and Brand	Rob Kelly	rkelly1@nd.edu o - 574-631-0979 c - 574-514-6100



Michael Scholl



Aaron Horvath



Rob Kelly

## BRIAN KELLY WEEKLY AVAILABILITY

Sunday	Recap of previous day's game	2:00 p.m. ET Teleconference
Monday	Game preview press conference	Noon ET Isban Auditorium Video/Transcript available on und.com
Thursday	Brian Kelly Radio Show	7-8 p.m. ET Irish Athletic Center
Saturday	Post-game press conference	Video/Transcript available on und.com

## STUDENT-ATHLETE WEEKLY AVAILABILITY

Tuesday	Post Practice Interviews	Approximately 6:15 p.m. ET Isban Auditorium
Saturday	Post Game Interviews	Audio archive on und.com/pressbox

## ISBAN AUDITORIUM

The Isban Auditorium is located in the Guglielmino Athletics Complex, northeast of the Joyce Center and directly north of the Irish Athletics Center (the new indoor football facility). Access to the auditorium is through the main entrance on the west side of 'The Gug.' Parking is available south of the Joyce Center.

## IRISH RULE CLUTCH SITUATIONS

- Notre Dame has won 24 of its last 27 games dating back to the start of the 2017 college football season - and no team in college football can win that percentage of games without making big plays late in games.
- Defining clutch situations as - a team has a lead of 16 or fewer points with 5-15 minutes remaining or eight or fewer points in the final five minutes - Notre Dame has posted some noteworthy numbers.

## RUSHING DEFENSE

- 47 - Notre Dame has not allowed a rushing touchdown over the past 47 opponent rushing attempts in a clutch situation - tied best in the FBS over the past 12 games.

## NOTRE DAME SKILL PLAYERS

- 14.3 - Notre Dame skill players have averaged 14.3 yards per target (358 yards/25 targets) in clutch situations over the past 12 games - best in the FBS.
- 16 - Notre Dame quarterbacks have 16 completions for 20 or more yards in clutch situations since the start of the 2018 season - tied for third in the FBS.
- 14.7 - Notre Dame running backs have averaged 14.7 yards per target in the fourth quarter since the start of the 2018 season - best in the FBS.
- 7 - Notre Dame skill players have caught seven touchdown passes in clutch situations over the past 12 games - tied for third in the FBS (Washington State 10, Ohio State 8, Bowling Green 7, Penn State 6).
- 92% - Notre Dame skill players have caught 23 of 25 passes (92.0%) in clutch situations over the past 12 games - best among all Power 5 teams.

## RUSHING OFFENSE

- 340 - Notre Dame has rushed for 340 yards in clutch situations since the start of the 2018 season - second-best among FBS schools (Army is first with 519 yards, Navy third at 323).
- 44.8% - Notre Dame has converted first downs on 13 of 29 plays (44.8%) in clutch situations over the past four games - best among Power 5 offenses.

## OFFENSIVE LINE

- 103 - Notre Dame has not allowed opponents to pressure its quarterback on 103 drop-backs in clutch situations over the past 12 games (103 attempts) - which is tied for the best among Power 5 teams with Iowa and Wake Forest.

## SEVEN CAPTAINS IN 2019

- Quarterback Ian Book, safety Jalen Elliott, wide receiver Chris Finke, safety Alohi Gilman, offensive lineman Robert Hainsey, defensive lineman Khalid Kareem and defensive lineman Julian Okwara will serve as team captains for Notre Dame in 2019.
- The seven total captains matches a program-high from the 2017 season (DeShone Kizer was part of that group but eventually declared for the NFL Draft, leaving the Irish with six captains for the actual football season).

No.	Name	Pos.	Ht.	Wt.	Cl.	Elg.	Hometown/High School
22	Kendall Abdur-Rahman	WR	5-11 ½	189	Fr.	4	Edwardsville, IL/Edwardsville
57	Jayson Ademilola	* DL	6-3	279	So.	3	Jackson, NJ/St. Peter's Prep
19	Justin Ademilola	DL	6-1 ¾	250	So.	4	Jackson, NJ/St. Peter's Prep
26	Temitope Agoro	* CB	6-0 ¾	203	Sr.	1	Riverdale, MD/Parkdale
23	Litchfield Ajavon	DB	6-0 ½	192	Fr.	4	Baltimore, MD/Episcopal
26	Leo Albano	WR	6-1	215	So.	4	Charleston, SC/Bishop England
8	Jafar Armstrong	* RB	6-0 ¾	220	Jr.	3	Lee's Summit, MO/Bishop Miege
32	Mick Assaf	RB	5-11	215	Sr.	1	Atlanta, GA/Pace Academy
4	Kevin Austin Jr.	* WR	6-2	210	So.	3	Ft. Lauderdale, FL/North Broward Prep
69	Aaron Banks	* OL	6-5 ¾	325	Jr.	3	Alameda, CA/Ei Cerrito
52	Bo Bauer	* LB	6-2 ¾	230	So.	3	Harborcreek, PA/Cathedral Prep
27	JD Bertrand	LB	6-1	226	Fr.	4	Roswell, GA/Blessed Trinity
22	Asmar Bilal	*** LB	6-2	227	Gr.	1	Indianapolis, IN/Ben Davis
12	Ian Book   <b>C</b>	** QB	6-0 ½	212	Sr.	2	El Dorado Hills, CA/Oak Ridge
19	Jay Bramblett	P	6-1 ½	188	Fr.	4	Tuscaloosa, AL/Hillcrest
28	TaRiq Bracy	* CB	5-10 ½	170	So.	3	Milpitas, CA/Milpitas
12	DJ Brown	DB	6-0 ¾	198	So.	4	Annapolis, MD/St. John's College
31	Cole Capen	QB	6-4 ½	227	So.	4	Yorba Linda, CA/Orange Lutheran
14	J.D. Carney	QB	5-10	181	Jr.	2	San Diego, CA/Cathedral Catholic
77	Quinn Carroll	OL	6-6 ¾	304	Fr.	4	Edina, MN/Edina
7	Brendon Clark	QB	6-1 ¾	217	Fr.	4	Midlothian, VA/Manchester
83	Chase Claypool	*** WR	6-4 ¾	229	Sr.	1	Abbotsford, BC/Abbotsford
52	Zeke Correll	OL	6-3	270	Fr.	4	Cincinnati, OH/Anderson
20	Shaun Crawford	CB	5-9 ½	180	Gr.	1	Lakewood, OH/St. Edward
56	Howard Cross III	DL	6-0 ¾	269	Fr.	4	Paramus, NJ/Saint Joseph Regional
4	Avery Davis	* CB	5-11	202	Jr.	3	Cedar Hill, TX/Cedar Hill
56	John Dirksen	OL	6-5 ¾	309	So.	4	Maria Stein, OH/Marion Local
39	Jonathan Doerer	** K/P	6-3	203	Jr.	2	Charlotte, NC/South Mecklenburg
74	Liam Eichenberg	** OL	6-6 ½	305	Sr.	2	Cleveland, OH/Saint Ignatius
16	Cameron Ekanayake	RB	6-0	195	Jr.	2	Niles, MI/Edwardsburg
34	Osita Ekwonu	LB	6-0 ¾	230	Fr.	4	Charlotte, NC/Providence Day School
21	Jalen Elliott   <b>C</b>	*** S	6-0 ½	210	Sr.	1	Richmond, VA/Lloyd C. Bird
10	Chris Finke   <b>C</b>	*** WR	5-9 ½	184	Gr.	1	Dayton, OH/Archbishop Alter
20	C'Bo Flemister	RB	5-11 ¼	200	So.	4	Williamson, GA/Pike County
94	Isaiah Foskey	DL	6-4 ¾	250	Fr.	4	Antioch, CA/De La Salle
55	Ja'mion Franklin	DL	6-1 ¾	305	So.	4	Ridgely, MD/North Caroline
39	Brandon Garcia	CB/WR	5-8 ¾	197	Sr.	1	Casa Grande, AZ/Seton Catholic Prep
2	Jordan Genmark Heath	** LB	6-0 ¾	228	Jr.	2	San Diego, CA/Cathedral Catholic
76	Dillan Gibbons	OL	6-4	305	Jr.	3	Clearwater, FL/Clearwater Central Catholic
11	Alohi Gilman   <b>C</b>	* S	5-10 ½	202	Sr.	2	Laie, HI/Kahuku
50	Reed Gregory	LB	6-0	218	Jr.	2	Morristown, NJ/Delbarton
3	Houston Griffith	* CB	5-11 ¾	198	So.	3	Chicago, IL/IMG Academy (FL)
61	Colin Grunhard	C	6-0 ½	289	Jr.	2	Mission, KS/Bishop Miege
72	Robert Hainsey   <b>C</b>	** OL	6-4 ¾	295	Jr.	2	Pittsburgh, PA/IMG Academy (FL)
14	Kyle Hamilton	DB	6-4	210	Fr.	4	Atlanta, GA/Marist School
9	Cam Hart	WR	6-2 ½	208	Fr.	4	Baltimore, MD/Good Counsel
9	Daelin Hayes	*** DL	6-3 ¾	266	Sr.	1	Belleville, MI/Skyline
93	Zane Heemsoth	DL	6-5	241	Fr.	4	Elmhurst, IL/York
49	Jack Henige	TE	6-5	240	Jr.	2	Hinsdale, IL/Fenwick
17	Nolan Henry	* QB	6-0	193	Gr.	1	Vancouver, WA/Union
41	Kurt Hinish	** DL	6-1 ¾	295	Jr.	2	Pittsburgh, PA/Central Catholic
44	Jamir Jones	** DL	6-1 ¾	255	Sr.	1	Rochester, NY/Aquinas Institute
45	Jonathan Jones	** LB	5-11 ½	225	Sr.	2	Ocoee, FL/Oak Ridge
80	Micah Jones	WR	6-4 ½	219	So.	4	Gurnee, IL/Warren
6	Tony Jones Jr.	** RB	5-11	224	Sr.	2	St. Petersburg, FL/IMG Academy
15	Phil Jurkovec	QB	6-4 ½	227	So.	4	Pittsburgh, PA/Pine-Richland
53	Khalid Kareem   <b>C</b>	** DL	6-4	265	Sr.	1	Detroit, MI/Harrison
13	Lawrence Keys III	WR	5-10 ¾	173	So.	4	New Orleans, LA/McDonogh 35

No.	Name	Pos.	Ht.	Wt.	Cl.	Elg.	Hometown/High School
24	Jack Kiser	LB	6-1 ¾	221	Fr.	4	Royal Center, IN/Pioneer
84	Cole Kmet	** TE	6-5 ½	250	Jr.	2	Lake Barrington, IL/St. Viator
78	Tommy Kraemer	** OL	6-5 ¾	319	Sr.	2	Cincinnati, OH/Elder
73	Andrew Kristofic	OL	6-5 ¾	280	Fr.	4	Gibsonia, PA/Pine-Richland
54	Jacob Lacey	DL	6-1 ¾	293	Fr.	4	Bowling Green, KY/South Warren
81	John Lager	TE	6-4 ¼	249	Gr.	1	Golden Valley, MN/The Lawrenceville School
31	Jack Lamb	LB	6-3 ¾	233	So.	4	Temecula, CA/Great Oak
25	Braden Lenzy	WR	5-11 ¾	180	So.	4	Tigard, OR/Tigard Senior
98	Harrison Leonard	K/P	5-10 ¾	203	Fr.	4	Jamestown, RI/Avon Old Farms School
48	Xavier Lezynski	TE	6-2 ¾	213	Jr.	2	Newtown, PA/Notre Dame (NJ)
35	Marist Liufau	LB	6-1 ¾	213	Fr.	4	Kalihi, HI/Punahou
37	Chase Love	DB	6-0 ¾	195	So.	3	Chicago Heights, IL/Marian Catholic
75	Josh Lugg	* OL	6-6 ¾	307	Jr.	3	Wexford, PA/North Allegheny Senior
60	Cole Mabry	OL	6-5	286	So.	4	Brentwood, TN/Brentwood
25	John Mahoney	DB	6-0	208	Jr.	2	West Des Moines, IA/Valley
43	Greg Mailey	WR	6-1	203	So.	4	Hudson, OH/Hudson
88	Javon McKinley	WR	6-2	220	Sr.	1	Corona, CA/Centennial
13	Paul Moala	* LB	5-11 ½	216	So.	3	Mishawaka, IN/Penn
53	Quinn Murphy	OL	6-5 ¼	289	Fr.	4	Duxbury, MA/Duxbury
29	Ovie Oghoufo	DL	6-3	230	So.	4	Lathrup Village, MI/Harrison
91	Adetokunbo Ogundeji	* DL	6-4 ¾	253	Sr.	2	West Bloomfield, MI/Walled Lake Central
42	Julian Okwara   <b>C</b>	** DL	6-4 ½	248	Sr.	1	Charlotte, NC/Ardrey-Kell
71	John Olmstead	OL	6-4 ½	280	Fr.	4	North Brunswick, NJ/St. Joseph
18	Nana Osafo-Mensah	DL	6-3 ½	241	Fr.	4	Fort Worth, TX/Nolan Catholic
6	Jeremiah Owusu-Koramoah	LB	6-1 ½	216	Jr.	3	Hampton, VA/Bethel
55	Jarrett Patterson	OL	6-4 ½	300	So.	4	Laguna Hills, CA/Mission Viejo
32	Patrick Pellini	S	6-1	191	Jr.	2	Youngstown, OH/Cardinal Mooney
62	Logan Plantz	* OL	6-2 ¾	292	Gr.	1	Frankfort, IL/Providence Catholic
5	Troy Pride Jr.	*** CB	5-11 ½	194	Sr.	1	Greer, SC/Greer Senior
46	Axel Raarup	LS	6-0 ½	192	So.	3	Mendota Heights, MN/St. Thomas Academy
86	Conor Ratigan	WR	5-11 ¾	172	Fr.	4	Granger, IN/St. Joseph
30	Jake Rittman	P	6-2 ¾	210	So.	4	Lawrence, KS/Free State
17	Isaiah Robertson	WR	6-1 ½	204	Jr.	2	Bolingbrook, IL/Neuqua Valley
57	Trevor Ruhland	** OL	6-3 ¾	292	Gr.	1	Cary, IL/Cary-Grove Community
15	Isaiah Rutherford	DB	6-0 ½	188	Fr.	4	Sacramento, CA/Jesuit
29	Matt Salerno	WR	6-0 ¾	192	So.	4	Valencia, CA/Crespi Carmelite
38	Christopher Schilling	S	5-11 ½	208	Sr.	1	Overland Park, KS/St. Thomas Aquinas
54	John Shannon	LS	6-2	225	Sr.	2	Lake Forest, IL/Loyola Academy
27	Arion Shinaver	WR	6-0 ¾	190	Sr.	1	Carmel, IN/Guerin Catholic
64	Max Siegel	OL	6-1 ¾	305	So.	4	Fishers, IN/Brebeuf Jesuit
33	Shayne Simon	* LB	6-2 ¾	232	So.	3	West Orange, NJ/St. Peter's Prep
34	Jahmir Smith	RB	5-11	205	So.	4	Sanford, NC/Lee County
90	Hunter Spears	DL	6-3 ¾	303	Fr.	4	Garland, TX/Sachse
95	Myron Tagovailoa-Amosa	DL	6-2 ½	285	Jr.	2	Ewa Beach, HI/Kapole
85	George Takacs	TE	6-6	247	So.	4	Naples, FL/Gulf Coast
43	Marcus Thorne	DB	6-0 ¾	202	So.	4	Washington, IN/Washington
24	Tommy Tremble	TE	6-3 ¾	235	So.	4	Johns Creek, GA/Wesleyan
8	Donte Vaughn	* CB	6-2 ¾	212	Sr.	1	Memphis, TN/Whitehaven
65	Michael Vinson	LS	6-2	224	So.	4	Winnetka, IL/New Trier
16	KJ Wallace	DB	5-10 ¾	191	Fr.	4	Atlanta, GA/The Lovett School
47	Kofi Wardlow	DL	6-2 ¼	244	Jr.	3	Washington, DC/St. John's College
18	Joe Wilkins	WR	6-1 ½	194	So.	4	North Fort Myers, FL/North Fort Myers
23	Kyren Williams	RB	5-9	205	Fr.	4	Saint Louis, MO/St. John Vianney
40	Drew White	* LB	6-0 ¾	230	Jr.	3	Boca Raton, FL/St. Thomas Aquinas
89	Brock Wright	** TE	6-4 ½	246	Jr.	2	Cypress, TX/Cy-Fair
87	Michael Young	** WR	5-10	190	Jr.	2	Saint Rose, LA/Destrehan

Note: Class years are academic enrollment; Eligibility is seasons remaining entering 2019 | \* Number of Monograms earned

Kendall Abdur-Rahman	ab-DUR RAH-men	Liam Eichenberg	ike-EN-burg	Phil Jurkovec	jur-KO-vik	Julian Okwara	oak-WARA
Jayson Ademilola	add-ah-ME-oh-la	Cameron Ekanayake	eck-uh-NY-uh-kuh	Khalid Kareem	KAH-lid	Nana Osafo-Mensah	nah-nah oh-SAH-fō MEN-suh
Justin Ademilola	add-ah-ME-oh-la	Osita Ekwonu	oh-SEE-tuh e-KWAN-ooo	Cole Kmet	kuh-MET	Jeremiah Owusu-Koramoah	oh-WOO-sue COR-ah-MO-uh
Temitope Agoro	"temy" ah-GOR-oh	C'Bo Flemister	SEE-bo	Andrew Kristofic	kris-TAH-fik	Arion Shinaver	r-ee-on shin-AH-ver
Litchfield Ajavon	adge-AH-von	Jamion Franklin	jay-ME-on	Marist Liufau	lee-UH-fow	George Takacs	tak-ISS
Mick Assaf	A-saff	Jordan Genmark Heath	JEN-mark	Javon McKinley	ja-VON	Myron Tagovailoa-Amosa	tounge-uh-vai-LO-uah uh-MOE-suh
Asmar Bilal	az-MAR bill-LAWL	Alohi Gillman	uh-LOW-he	Paul Moala	moo-ALA	Donte Vaughn	don-TAY
TaRiq Bracy	brace-E	Daelin Hayes	DAY-lin	Ovie Oghoufo	uh-GO-fu	Kofi Wardlow	KO-fee
Jonathan Doerer	DOOR-er	Kurt Hinish	HI-nish	Adetokunbo Ogundeji	"ah-DAY" O-gun-day-gee		

No.	Name	Pos.	Ht.	Wt.	Cl.	Elg.	Hometown/High School	No.	Name	Pos.	Ht.	Wt.	Cl.	Elg.	Hometown/High School		
2	Jordan Genmark Heath	**	LB	6-0 ¾	228	Jr.	2	San Diego, CA/Cathedral Catholic	39	Jonathan Doerer	**	K/P	6-3	203	Jr.	2	Charlotte, NC/South Mecklenburg
3	Houston Griffith	*	CB	5-11 ¾	198	So.	3	Chicago, IL/IMG Academy (FL)	39	Brandon Garcia		CB/WR	5-8 ¼	197	Sr.	1	Casa Grande, AZ/Seton Catholic Prep
4	Kevin Austin Jr.	*	WR	6-2	210	So.	3	Ft. Lauderdale, FL/North Broward Prep	40	Drew White	*	LB	6-0 ¼	230	Jr.	3	Boca Raton, FL/St. Thomas Aquinas
4	Avery Davis	*	CB	5-11	202	Jr.	3	Cedar Hill, TX/Cedar Hill	41	Kurt Hinish	**	DL	6-1 ¾	295	Jr.	2	Pittsburgh, PA/Central Catholic
5	Troy Pride Jr.	***	CB	5-11 ½	194	Sr.	1	Greer, SC/Greer Senior	42	Julian Okwara   <b>C</b>	**	DL	6-4 ½	248	Sr.	1	Charlotte, NC/Ardrey-Kell
6	Tony Jones Jr.	**	RB	5-11	224	Sr.	2	St. Petersburg, FL/IMG Academy	43	Greg Mailey		WR	6-1	203	So.	4	Hudson, OH/Hudson
6	Jeremiah Owusu-Koramoah		LB	6-1 ½	216	Jr.	3	Hampton, VA/Bethel	43	Marcus Thorne		DB	6-0 ¾	202	So.	4	Washington, IN/Washington
7	Brendon Clark		QB	6-1 ¾	217	Fr.	4	Midlothian, VA/Manchester	44	Jamir Jones	**	DL	6-3 ¾	255	Sr.	1	Rochester, NY/Aquinas Institute
8	Jafar Armstrong	*	RB	6-0 ¾	220	Jr.	3	Lee's Summit, MO/Bishop Miege	45	Jonathan Jones	**	LB	5-11 ½	225	Sr.	2	Ocoee, FL/Oak Ridge
8	Donte Vaughn	*	CB	6-2 ¾	212	Sr.	1	Memphis, TN/Whitehaven	46	Axel Raarup		LS	6-0 ½	192	So.	3	Mendota Heights, MN/St. Thomas Academy
9	Cam Hart		WR	6-2 ½	208	Fr.	4	Baltimore, MD/Good Counsel	47	Kofi Wardlow		DL	6-2 ¼	244	Jr.	3	Washington, DC/St. John's College
9	Daelin Hayes	***	DL	6-3 ¾	266	Sr.	1	Belleville, MI/Skyline	48	Xavier Lezynski		TE	6-1 ¾	213	Jr.	2	Newtown, PA/Notre Dame (NJ)
10	Chris Finke   <b>C</b>	***	WR	5-9 ½	184	Gr.	1	Dayton, OH/Archbishop Alter	49	Jack Henige		TE	6-5	240	Jr.	2	Hinsdale, IL/Fenwick
11	Alohi Gilman   <b>C</b>	*	S	5-10 ½	202	Sr.	2	Laie, HI/Kahuku	50	Reed Gregory		LB	6-0	218	Jr.	2	Morristown, NJ/Delbarton
12	Ian Book   <b>C</b>	**	QB	6-0 ¾	212	Sr.	2	El Dorado Hills, CA/Oak Ridge	52	Bo Bauer	*	LB	6-2 ¾	230	So.	3	Harborcreek, PA/Cathedral Prep
12	DJ Brown		DB	6-0 ¾	198	So.	4	Annapolis, MD/St. John's College	52	Zeke Correll		OL	6-3	270	Fr.	4	Cincinnati, OH/Anderson
13	Lawrence Keys III		WR	5-10 ¾	173	So.	4	New Orleans, LA/McDonogh 35	53	Khalid Kareem   <b>C</b>	**	DL	6-4	265	Sr.	1	Detroit, MI/Harrison
13	Paul Moala	*	LB	5-11 ½	216	So.	3	Mishawaka, IN/Penn	53	Quinn Murphy		OL	6-5 ¼	289	Fr.	4	Duxbury, MA/Duxbury
14	J.D. Carney		QB	5-10	181	Jr.	2	San Diego, CA/Cathedral Catholic	54	Jacob Lacey		DL	6-1 ¾	293	Fr.	4	Bowling Green, KY/South Warren
14	Kyle Hamilton		DB	6-4	210	Fr.	4	Atlanta, GA/Marist School	54	John Shannon		LS	6-2	225	Sr.	2	Lake Forest, IL/Loyola Academy
15	Phil Jurkovec		QB	6-4 ½	227	So.	4	Pittsburgh, PA/Pine-Richland	55	Ja'mion Franklin		DL	6-1 ¾	305	So.	4	Ridgely, MD/North Caroline
15	Isaiah Rutherford		DB	6-0 ½	188	Fr.	4	Sacramento, CA/Jesuit	55	Jarrett Patterson		OL	6-4 ½	300	So.	4	Laguna Hills, CA/Mission Viejo
16	Cameron Ekanayake		RB	6-0	195	Jr.	2	Niles, MI/Edwardsburg	56	Howard Cross III		DL	6-0 ¾	269	Fr.	4	Paramus, NJ/Saint Joseph Regional
16	KJ Wallace		DB	5-10 ¼	191	Fr.	4	Atlanta, GA/The Lovett School	56	John Dirksen		OL	6-5 ½	309	So.	4	Maria Stein, OH/Marion Local
17	Nolan Henry	*	QB	6-0	193	Gr.	1	Vancouver, WA/Union	57	Jayson Ademilola	*	DL	6-3	279	So.	3	Jackson, NJ/St. Peter's Prep
17	Isaiah Robertson		WR	6-1 ½	204	Jr.	2	Bolingbrook, IL/Neuqua Valley	57	Trevor Ruhland	**	OL	6-3 ¾	292	Gr.	1	Cary, IL/Cary-Grove Community
18	Nana Osafo-Mensah		DL	6-3 ¾	241	Fr.	4	Fort Worth, TX/Nolan Catholic	60	Cole Mabry		OL	6-5	286	So.	4	Brentwood, TN/Brentwood
18	Joe Wilkins		WR	6-1 ½	194	So.	4	North Fort Myers, FL/North Fort Myers	61	Colin Grunhard		C	6-0 ½	289	Jr.	2	Mission, KS/Bishop Miege
19	Justin Ademilola		DL	6-1 ¾	250	So.	4	Jackson, NJ/St. Peter's Prep	62	Logan Plantz	*	OL	6-2 ¾	292	Gr.	1	Frankfort, IL/Providence Catholic
19	Jay Bramblett		P	6-1 ½	188	Fr.	4	Tuscaloosa, AL/Hillcrest	64	Max Siegel		OL	6-1 ¾	305	So.	4	Fishers, IN/Brebeuf Jesuit
20	Shaun Crawford		CB	5-9 ¾	180	Gr.	1	Lakewood, OH/St. Edward	65	Michael Vinson		LS	6-2	224	So.	4	Winnetka, IL/New Trier
20	C'Bo Flemister		RB	5-11 ¼	200	So.	4	Williamson, GA/Pike County	69	Aaron Banks	*	OL	6-5 ¾	325	Jr.	3	Alameda, CA/El Cerrito
21	Jalen Elliott   <b>C</b>	***	S	6-0 ½	210	Sr.	1	Richmond, VA/Lloyd C. Bird	71	John Olmstead		OL	6-4 ½	280	Fr.	4	North Brunswick, NJ/St. Joseph
22	Kendall Abdur-Rahman		WR	5-11 ½	189	Fr.	4	Edwardsville, IL/Edwardsville	72	Robert Hainsey   <b>C</b>	**	OL	6-4 ¾	295	Jr.	2	Pittsburgh, PA/IMG Academy (FL)
22	Asmar Bilal	***	LB	6-2	227	Gr.	1	Indianapolis, IN/Ben Davis	73	Andrew Kristofic		OL	6-5 ¼	280	Fr.	4	Gibsonia, PA/Pine-Richland
23	Litchfield Ajavon		DB	6-0 ¾	192	Fr.	4	Baltimore, MD/Episcopal	74	Liam Eichenberg	**	OL	6-6 ½	305	Sr.	2	Cleveland, OH/Saint Ignatius
23	Kyren Williams		RB	5-9	205	Fr.	4	Saint Louis, MO/St. John Vianney	75	Josh Lugg	*	OL	6-6 ¾	307	Jr.	3	Wexford, PA/North Allegheny Senior
24	Jack Kiser		LB	6-1 ¾	221	Fr.	4	Royal Center, IN/Pioneer	76	Dillan Gibbons		OL	6-4	305	Jr.	3	Clearwater, FL/Clearwater Central Catholic
24	Tommy Tremble		TE	6-3 ¼	235	So.	4	Johns Creek, GA/Wesleyan	77	Quinn Carroll		OL	6-6 ¾	304	Fr.	4	Edina, MN/Edina
25	Braden Lenzy		WR	5-11 ¾	180	So.	4	Tigard, OR/Tigard Senior	78	Tommy Kraemer	**	OL	6-5 ¾	319	Sr.	2	Cincinnati, OH/Elder
25	John Mahoney		DB	6-0	208	Jr.	2	West Des Moines, IA/Valley	80	Micah Jones		WR	6-4 ½	219	So.	4	Gurnee, IL/Warren
26	Temitope Agoro	*	CB	6-0 ¾	203	Sr.	1	Riverdale, MD/Parkdale	81	John Lager		TE	6-4 ¼	249	Gr.	1	Golden Valley, MN/The Lawrenceville School
26	Leo Albano		WR	6-1	215	So.	4	Charleston, SC/Bishop England	83	Chase Claypool	***	WR	6-4 ¾	229	Sr.	1	Abbotsford, BC/Abbotsford
27	JD Bertrand		LB	6-1	226	Fr.	4	Roswell, GA/Blessed Trinity	84	Cole Kmet	**	TE	6-5 ½	250	Jr.	2	Lake Barrington, IL/St. Viator
27	Arion Shinaver		WR	6-0 ¼	190	Sr.	1	Carmel, IN/Guerin Catholic	85	George Takacs		TE	6-6	247	So.	4	Naples, FL/Gulf Coast
28	TaRiq Bracy	*	CB	5-10 ¾	170	So.	3	Milpitas, CA/Milpitas	86	Conor Ratigan		WR	5-11 ¾	172	Fr.	4	Granger, IN/St. Joseph
29	Ovie Oghoufo		DL	6-3	230	So.	4	Lathrup Village, MI/Harrison	87	Michael Young	**	WR	5-10	190	Jr.	2	Saint Rose, LA/Destrehan
29	Matt Salerno		WR	6-0 ¾	192	So.	4	Valencia, CA/Crespi Carmelite	88	Javon McKinley		WR	6-2	220	Sr.	1	Corona, CA/Centennial
30	Jake Rittman		P	6-2 ¼	210	So.	4	Lawrence, KS/Free State	89	Brock Wright	**	TE	6-4 ½	246	Jr.	2	Cypress, TX/Cy-Fair
31	Cole Capen		QB	6-4 ½	227	So.	4	Yorba Linda, CA/Orange Lutheran	90	Hunter Spears		DL	6-3 ¾	303	Fr.	4	Garland, TX/Sachse
31	Jack Lamb		LB	6-3 ¾	233	So.	4	Temecula, CA/Great Oak	91	Adetokunbo Ogundeji	*	DL	6-4 ¾	253	Sr.	2	West Bloomfield, MI/Walled Lake Central
32	Mick Assaf		RB	5-11	215	Sr.	1	Atlanta, GA/Pace Academy	93	Zane Heemsoth		DL	6-5	241	Fr.	4	Elmhurst, IL/York
32	Patrick Peline		S	6-1	191	Jr.	2	Youngstown, OH/Cardinal Mooney	94	Isaiah Foskey		DL	6-4 ¾	250	Fr.	4	Antioch, CA/De La Salle
33	Shayne Simon	*	LB	6-2 ¾	232	So.	3	West Orange, NJ/St. Peter's Prep	95	Myron Tagavailoa-Amosa		DL	6-2 ½	285	Jr.	2	Ewa Beach, HI/Kapole
34	Osita Ekwonu		LB	6-0 ¾	230	Fr.	4	Charlotte, NC/Providence Day School	98	Harrison Leonard		K/P	5-10 ¾	203	Fr.	4	Jamestown, RI/Avon Old Farms School
34	Jahmir Smith		RB	5-11	205	So.	4	Sanford, NC/Lee County									
35	Marist Liufau		LB	6-2 ¼	213	Fr.	4	Kalihi, HI/Punahou									
37	Chase Love		DB	6-0 ¼	195	So.	3	Chicago Heights, IL/Marian Catholic									

Note: Class years are academic enrollment; Eligibility is seasons remaining entering 2019 | \* Number of Monograms earned

Note: Class years are academic enrollment; Eligibility is seasons remaining entering 2019 | \* Number of Monograms earned

Kendall Abdur-Rahman	ab-DUR RAH-men	Liam Eichenberg	ike-EN-burg	Phil Jurkovec	jur-KO-vik	Julian Okwara	oak-WARA
Jayson Ademilola	add-ah-ME-oh-la	Cameron Ekanayake	eck-uh-NY-uh-kuh	Khalid Kareem	KAH-lid	Nana Osafo-Mensah	nah-nah oh-SAH-fo MEN-suh
Justin Ademilola	add-ah-ME-oh-la	Osita Ekwonu	oh-SEE-tuh e-KWAN-ooo	Cole Kmet	kuh-MET	Jeremiah Owusu-Koramoah	oh-WOO-sue COR-ah-MO-uh
Temitope Agoro	"temy" ah-GOR-oh	C'Bo Flemister	SEE-bo	Andrew Kristofic	kris-TAH-fik	Arion Shinaver	r-ee-on shin-AH-ver
Litchfield Ajavon	adge-AH-von	Jamion Franklin	jay-ME-on	Marist Liufau	lee-UH-fow	George Takacs	tak-ISS
Mick Assaf	A-saff	Jordan Genmark Heath	JEN-mark	Javon McKinley	ja-VON	Myron Tagavailoa-Amosa	tounge-uh-vai-LO-uah uh-MOE-suh
Asmar Bilal	az-MAR bill-LAWL	Alohi Gillman	uh-LOW-he	Paul Moala	moo-ALA	Donte Vaughn	don-TAY
TaRiq Bracy	brace-E	Daelin Hayes	DAY-lin	Ovie Oghoufo	uh-GO-fu	Kofi Wardlow	KO-fee
Jonathan Doerer	DOOR-er	Kurt Hinish	HI-nish	Adetokunbo Ogundeji	"ah-DAY" O-gun-day-gee		



## HOME OPENERS

- Notre Dame opens its 90th season at Notre Dame Stadium in 2019. The facility opened in 1930 and the Irish own an all-time record of 333-114-5 (.742)\* in "The House That Rockne Built".
- The Irish are 106-18-4 (.844)\* in home openers (the team did not have a home opener in 1889 or 1929), with a mark of 72-15-2 (.820)\* at Notre Dame Stadium.
- Brian Kelly is 8-1\* in home openers at Notre Dame, ranking behind Rockne, Parseghian and Leahy in terms of home-opening victories:

Coach	Home Opener Wins	Losses	Ties
Knute Rockne	11	0	1
Ara Parseghian	10	1	
Frank Leahy	9	2	
Brian Kelly	8*	1	
Lou Holtz	7	3	1
Elmer Layden	6	1	
Terry Brennan	5	0	
Jesse Harper	5	0	

\* -Includes 20 regular-season wins and two postseason appearances vacated under discretionary NCAA penalty

## HOME FIELD WIN STREAK

- Notre Dame completed an undefeated season at Notre Dame Stadium in 2018 for the second time in four seasons (2015, 6-0) after finishing 6-0 following a 42-13 win over Florida State. From 1990-2011, only the 1998 campaign (6-0) saw a perfect Notre Dame home slate.
- Notre Dame has won 11 straight games at home dating back to Sept. 30, 2017, starting with a victory over Miami (Ohio). It is the third-longest home winning streak for the Irish since Notre Dame Stadium opened in 1930 (28 straight from 1942-50; 19 straight from 1987-90).

## FIRST TIME OPPONENTS

- Notre Dame and New Mexico will be meeting for the first time on Saturday afternoon, marking the 146th different opponent the Irish will face in 131 years of football. Notre Dame is 120-22-3 (.838) in the previous 145 meetings against first-time opponents.
- Of those 145 first-time opponents, 128 of those first-time meetings occurred on Notre Dame's home field. The Irish are 107-16-5 (.855) in those contests.
- Notre Dame Stadium has hosted first-time opponents 58 times since 1930, with Notre Dame compiling a 46-11-1 (.801) record in those contests.

## IAN BOOK NOTABLES

- Junior quarterback Ian Book has thrown seven touchdown passes in close and late-game situations (which are defined as: when a team has a lead of 16 or fewer points with 5-15 minutes remaining or eight or fewer points in the final five minutes) since the start of the 2018 season the most among active among FBS quarterbacks:

Player	School	Clutch TD Passes
IAN BOOK	NOTRE DAME	7
Bryce Perkins	Virginia	5
Jake Bentley	South Carolina	5
Jake Fromm	Georgia	5
Charlie Brewer	Baylor	5

- Book has thrown nine touchdown passes on 55 attempts (one TD per 6.1 pass attempts) in the fourth quarter over the past 12 games — which is the best rate for any Power 5 quarterback.
- Book has eight completions of 20 yards or more in close and late game situations over his past eight games — the most among FBS quarterbacks.

Player	School	20+ yd clutch completions
IAN BOOK	NOTRE DAME	8
Anthony Brown	Boston College	6
Jon Wassink	Western Michigan	6
Josh Adkins	New Mexico State	6
Chase Brice	Clemson	5

- Book has thrown for first downs on 60.0% of his pass attempts in the fourth quarter over his past 12 games — best among all Power 5 quarterbacks:

Player	School	Passing First Down %
IAN BOOK	NOTRE DAME	60.0%
Alex Hornibrook	Florida State	42.6%
Alan Bowman	Texas Tech	41.4%
Brock Purdy	Iowa State	40.4%
Jarrett Guarantano	Tennessee	40.4%

- Book has a passer rating of 216.9 in the fourth quarter over his past 12 games — best among all Power 5 quarterbacks:

Player	School	4th Quarter Passer Rating
IAN BOOK	NOTRE DAME	216.9
Brock Purdy	Iowa State	180.1
Jeff Duffey	Texas Tech	167.4
Jarrett Guarantano	Tennessee	164.3
James Blackman	Florida State	162.5

- Book is second among Power Five quarterbacks in rushing yards in close and late situations since the start of the 2018 season:

Player	School	Close/Late Rushing Yards
Adrian Martinez	Nebraska	167
IAN BOOK	NOTRE DAME	150
Skylar Thompson	Kansas State	146
Tobias Oliver	Georgia Tech	135
Kellen Mond	Texas A&M	115

- Book has completed 74.5% of his passes in the fourth quarter over the past 12 games — best among all Power 5 quarterbacks:

Player	School	4th Quarter Completion %
IAN BOOK	NOTRE DAME	74.5%
Brock Purdy	Iowa State	71.2%
Terry Wilson	Kentucky	69.0%
Alan Bowman	Texas Tech	68.6%
Zach Wilson	BYU	68.6%

- Overall, Book has completed 68.6% of his passes over the past 12 games — a number which ranks second among all FBS quarterbacks:

Player	School	Completion %
Alan Bowman	Texas Tech	70.4%
IAN BOOK	NOTRE DAME	68.6%
Sam Ehlinger	Texas	65.9%
K.J. Costello	Stanford	65.8%
Peyton Ramsey	Indiana	65.8%



- Book is equally efficient in all third downs, with a passer rating of 160.1 on third downs over the past 12 games – ranking first among active Power 5 quarterbacks (he ranks fourth of all FBS quarterbacks):

Player	School	Completion %
<b>IAN BOOK</b>	<b>NOTRE DAME</b>	<b>160.1</b>
Trevor Lawrence	Clemson	158.0
Bryce Perkins	Virginia	156.3
Tyler Huntley	Utah	155.0

## NOTEWORTHY DEFENSIVE NOTABLES

- Notre Dame has held 15 consecutive opponents below 30 points entering the game with New Mexico. The Irish are tied with Mississippi State and Washington for the FBS lead in that category.
- Notre Dame opponents have averaged 47.3 passing attempts per passing touchdown (473 attempts, 10 passing TD) over the past 12 games – the best in the FBS.

School	Pass Attempts Per TD Allowed	Pass Att/Passing TDs
<b>NOTRE DAME</b>	<b>47.3</b>	<b>473/10</b>
Mississippi State	44.4	400/9
Appalachian State	41.9	335/8
Clemson	40.4	404/10
Georgia	34.9	384/11

- A tenet of the Irish defensive philosophy is to eliminate the big play and the numbers prove Notre Dame true to its goal – Notre Dame is second in the FBS in the percentage of 40-plus pass completions they have allowed its opponents over since the start of 2018:

School	40+ Pass Yards/Attempt	40+ Yard Passes/Attempts
Washington	0.3%	3/2916
<b>NOTRE DAME</b>	<b>0.6%</b>	<b>6/953</b>
Temple	0.9%	8/862
Michigan State	0.9%	9/961
Louisiana Tech	1.0%	7/705

- The Notre Dame defense has forced six fumbles in close and late-game situations since the start of 2018 – tied for the fourth-most in FBS (Kentucky is the leader with nine forced fumbles).
- Notre Dame opponents have averaged 47.3 passing attempts per passing touchdown (473 attempts, 10 passing TD) over the past 12 games – the best in the FBS.

School	Pass Attempts Per TD Allowed	Pass Att/Passing TDs
<b>NOTRE DAME</b>	<b>47.3</b>	<b>473/10</b>
Mississippi State	44.4	400/9
Appalachian State	41.9	335/8
Clemson	40.4	404/10
Georgia	34.9	384/11

- Logic would dictate from the note above that Notre Dame leads the FBS in opponent completions per touchdown – and the numbers confirm that logic:

School	Pass Completions Per TD	Pass Completions/Passing TDs
<b>NOTRE DAME</b>	<b>26.4</b>	<b>264/10</b>
Mississippi State	25.4	229/9
Appalachian State	24.2	194/8
Washington Huskies	22.8	273/12
Clemson	21.5	215/10

- The Irish also are among the FBS leaders in opponent completion percentage in the red zone (over the past 12 games):

School	Red Zone Completion %	Pass Att/Comp in Red Zone
Western Kentucky	33.3%	15/45
<b>NOTRE DAME</b>	<b>35.0%</b>	<b>14/40</b>
Auburn	36.7%	11/30
North Texas	37.5%	15/40
Georgia	37.8%	14/37

- The Irish recovered three fumbles in the opener against Louisville, marking the second time in the Kelly era the Irish picked up three fumbles in a season's first game (Navy, 2012).
- Notre Dame leads the FBS in yards after catch allowed by both running backs (5.1 yards after catch) since the start of the 2018 season and rank third in the FBS for yards after the catch with wide receivers (10.7).
- The Irish have allowed a completion percentage of just 40.4% on third down with six-to-nine-yards to go since the start of the 2018 season.

## NOTEWORTHY OFFENSIVE NOTABLES

- Notre Dame rushed for 100 yards in the first quarter of the victory at Louisville – only Clemson (114) rushed for more first quarter yards than the Irish during week one of the college football season.
- Notre Dame running backs have averaged 14.7 yards per target (132 yards, nine targets) in the fourth quarter since the start of the 2018 season – best among all FBS teams.
- Notre Dame tight ends have picked up first downs on seven receptions in the red zone over the past 12 games – tied for the fifth-most among Power 5 teams.
- Notre Dame running backs have rushed for 14 touchdowns on 191 carries over the past eight games (13.6 carries per TD) – the fourth-best rate among FBS teams

## NOTEWORTHY INDIVIDUAL NOTABLES

- **Chris Finke** has been targeted 14 times on third down over the past four games – tied for the 19th-most among FBS skill players.
- **Chris Finke** also has 11 receptions on third down over his past eight games, tied for 20th among FBS skill players.
- **Jonathan Doerer** has recorded four touchbacks in close and late game situations over the past eight games – tied for the third-most among FBS kickers.
- **Tony Jones Jr.** rushed for 110 yards at Louisville, the second 100-yard rushing game of his career (118 vs. Vanderbilt, 9/15/2018).
- **Jahmir Smith** rushed for his first two career touchdowns in the victory at Louisville, including a three-yard plunge on his first touch of the season to cap Notre Dame's first drive of the season.
- **Jeremiah Owusu-Koramoah** recorded his first career start at the 'rover' linebacker position against Louisville and posted his first nine career tackles, two TFL and one QBH.
- **Alohi Gilman** led the Irish in tackles (10) at Louisville and forced a fumble for the third consecutive game dating back to the 2018 season. Gilman now has four career forced fumbles and two interceptions in 14 games played for Notre Dame.
- **Drew White** started his first career game at the 'mike' linebacker position against Louisville and recorded four tackles, two tackles for loss and his first career sack.
- **Tommy Tremble**, seeing the first game action of his career, snagged three passes for first downs against Louisville, including a 26-yard touchdown reception to put the Irish up 28-14 in the third quarter.



## NOTRE DAME HEAD COACHES VS. NOTRE DAME

- New Mexico head coach Bob Davie was slated to return to Notre Dame Stadium as the first former Irish head coach (Davie led Notre Dame from 1997-2001) to bring an opposing team to campus. Davie is recovering from an illness suffered after his team's season-opening victory and will not make the trip for this weekend's game.
- Notre Dame is 2-0 against a former head coach – after those coaches completed their terms at Notre Dame – with two victories over Tyrone Willingham (Notre Dame 2002-04) at Washington in 2005 and 2008.
- There have been four different coaches who faced the Irish before they assumed the head coaching position at Notre Dame:

Coach	School	Year	H/A	W/L	Score
Jesse Harper	Wabash	1909	H	W	38-0
	Wabash	1911	A	W	6-3
	Wabash	1912	H	W	41-6
Ara Parseghian	Northwestern	1959	H	L	24-30
	Northwestern	1960	A	L	6-7
	Northwestern	1962	A	L	6-35
Dan Devine	Missouri	1970	A	W	24-7
Tyrone Willingham	Stanford	1997	A	L	15-33
	Stanford	1998	H	W	35-17
	Stanford	1999	A	L	37-40
	Stanford	2000	H	W	20-14
	Stanford	2001	A	L	13-17
	+Washington	2005	A	W	36-17
	+Washington	2008	A	W	33-7

+ - games played AFTER serving as head coach at Notre Dame

- Including Willingham, six other Notre Dame head coaches left their job at the University and assumed the head coaching position at another college or university:
  - Thomas Barry (1906-07) – Wisconsin (1908-10), Denver (1911)
  - Pat O'Dea (1900-01) – Missouri (1902)
  - Hunk Anderson (1931-33) – NC State (1934-36)
  - Edward McKeever (1944) – Cornell (1945-46), San Francisco (1947)
  - Hugh Devore (1945, 1963) – St. Bonaventure (1946-49), NYU (1950-52)
  - Gerry Faust (1981-85) – Akron (1986-94)
  - Charlie Weis (2005-09) – Kansas (2012-14)
- In 1894, James Morison coached Notre Dame to a 3-1-1 record (hired for \$40 over two weeks) before taking the head football coaching job at Hillsdale (a team the Irish had beaten earlier that season 14-0) for one week, falling to Albion College 12-0.

## ON THIS WEEKEND

- Noteworthy historical games/performance for Notre Dame football on and around September 14:
- September 15, 1975 – The Dan Devine Era begins with a 17-3 victory over Boston College in Foxboro, Massachusetts (the first meeting between the Irish and Eagles).
- September 16, 1989 – Raghib 'Rocket' Ismail ties the NCAA record for kick returns in a single game during Notre Dame's 24-19 victory over No. 2 Michigan in Ann Arbor.

## NOTRE DAME VS. MOUNTAIN WEST CONFERENCE

- New Mexico will be just the fifth current Mountain West Conference member Notre Dame will have faced, with the Irish boasting a 30-6 (.833)\* record against teams from the MWC.
- A large majority of those 36 games against the MWC have come against Air Force (24-6), which is the only MWC opponent to claim a victory in Notre Dame Stadium.
- Nevada (0-2) and San Diego State (0-1) join Air Force (4-11) as the only MWC teams to pay a visit to Notre Dame Stadium.

## CFB 150

- The University of the Notre Dame will honor the 150th Anniversary of College Football by donning Under Armour Heritage uniforms that pay homage to the 1988 National Championship team on November 23.

### IRISH VS. THE MOUNTAIN WEST CONFERENCE

Team	Home				Away				Neutral				Overall			
	W	L	T	%	W	L	T	%	W	L	T	%	W	L	T	%
Air Force	11	4	0	.583	13*	2	0	.867	0	0	0	1.000	24*	6	0	.800
Boise State	0	0	0	.000	0	0	0	.000	0	0	0	.000	0	0	0	.000
Colorado State	0	0	0	.000	0	0	0	.000	0	0	0	.000	0	0	0	.000
Fresno State	0	0	0	.000	0	0	0	.000	0	0	0	.000	0	0	0	.000
Hawaii	0	0	0	.000	2	0	0	1.000	1	0	0	1.000	3	0	0	1.000
Nevada	2	0	0	1.000	0	0	0	.000	0	0	0	.000	2	0	0	1.000
New Mexico	0	0	0	.000	0	0	0	.000	0	0	0	.000	0	0	0	.000
San Diego State	1	0	0	1.000	0	0	0	.000	0	0	0	.000	1	0	0	1.000
San Jose State	0	0	0	.000	0	0	0	.000	0	0	0	.000	0	0	0	.000
Utah State	0	0	0	.000	0	0	0	.000	0	0	0	.000	0	0	0	.000
UNLV	0	0	0	.000	0	0	0	.000	0	0	0	.000	0	0	0	.000
Wyoming	0	0	0	.000	0	0	0	.000	0	0	0	.000	0	0	0	.000
TOTAL	14	4	0	.778	15*	2	0	.882	1	0	0	1.000	30*	6	0	.833



## NOTRE DAME ACC SCHEDULING AGREEMENT

- A partnership that began in 2014, the University of Notre Dame and the Atlantic Coast Conference agreed to schedule the Irish to play, on average, five ACC opponents each season. Originally scheduled through the 2025 season, the games have now been scheduled through the 2037 campaign.
- Notre Dame is 19-7 (.731) against ACC opponents since the scheduling agreement began during the 2014 season:

Year	Opponent	H/A/N	W/L	Score
2014	Syracuse	N	W	31-15
2014	North Carolina	H	W	50-43
2014	Florida State	A	L	27-31
2014	Louisville	H	L	28-31
2015	Virginia	A	W	34-27
2015	Georgia Tech	H	W	30-22
2015	Clemson	A	L	22-24
2015	Pittsburgh	A	W	42-30
2015	Wake Forest	H	W	28-7
2015	Boston College	N	W	16-13
2016	Duke	H	L	35-38
2016	Syracuse	N	W	50-33
2016	NC State	A	L	3-10
2016	Miami	H	W	30-27
2016	Virginia Tech	H	L	31-34
2017	Boston College	A	W	49-20
2017	North Carolina	A	W	33-10
2017	NC State	H	W	35-14
2017	Wake Forest	H	W	48-37
2017	Miami	A	L	8-41
2018	Wake Forest	A	W	56-27
2018	Virginia Tech	A	W	45-23
2018	Pittsburgh	H	W	19-14
2018	Florida State	H	W	42-13
2018	Syracuse	N	W	36-3
2019	Louisville	A	W	35-17

- So far in 2019, the Irish have defeated Louisville as part of the scheduling agreement. Notre Dame is set to face Virginia (Sept. 28), Virginia Tech (Nov. 2), Duke (Nov. 9) and Boston College (No. 23) this season.
- There have been, and in the future there will be, seasons when the Irish face just four ACC opponents but will eventually even out the agreement by facing six ACC teams in another year (this occurred in 2014 and 2015 and is set to occur in 2021-22 and 2022-23).

## NOTRE DAME ACC FUTURE SCHEDULES

Year	Opponent	H/A/N
2020	Wake Forest	A
2020	Pittsburgh	A
2020	Duke	H
2020	Clemson	H
2020	Louisville	H
2021	*Florida State	A
2021	Virginia Tech	A
2021	North Carolina	H
2021	Virginia	H
2021	Georgia Tech	H
2022	North Carolina	A
2022	Syracuse	A
2022	Boston College	H
2022	Clemson	H
2023	NC State	A
2023	Duke	A
2023	Louisville	A
2023	Wake Forest	H
2023	Clemson	A
2023	Pittsburgh	H
2024	Miami	H
2024	Georgia Tech	A
2024	Florida State	H
2024	Virginia	H
2025	Miami	A
2025	NC State	H
2025	Boston College	A
2025	Pittsburgh	A
2025	Syracuse	H
2026	Florida State	A
2026	Louisville	H
2026	North Carolina	A
2026	Syracuse	H
2026	Virginia	H
2027	Clemson	A
2027	Duke	A
2027	Georgia Tech	H
2027	Virginia Tech	H
2027	Wake Forest	A
2028	Boston College	H
2028	Clemson	H
2028	Miami	H
2028	Pittsburgh	A
2028	Virginia Tech	A
2029	Florida State	A

2029	Georgia Tech	H
2029	NC State	A
2029	Syracuse	A
2029	Wake Forest	H
2030	Boston College	A
2030	Duke	H
2030	Florida State	H
2030	Louisville	A
2030	North Carolina	H
2031	*Clemson	A
2031	Miami	H
2031	North Carolina	A
2031	NC State	H
2031	Virginia	A
2032	Florida State	H
2032	Georgia Tech	A
2032	Louisville	H
2032	Miami	A
2032	Wake Forest	H
2033	Boston College	A
2033	Duke	A
2033	Louisville	A
2033	Pittsburgh	H
2033	Virginia Tech	H
2034	Clemson	H
2034	Miami	A
2034	Pittsburgh	A
2034	Syracuse	H
2034	Virginia	H
2035	Boston College	H
2035	Duke	H
2035	Louisville	A
2035	NC State	A
2035	Virginia	A
2036	Florida State	H
2036	Georgia Tech	A
2036	North Carolina	A
2036	Pittsburgh	H
2036	*Virginia Tech	A
2037	Clemson	A
2037	Miami	H
2037	NC State	H
2037	Syracuse	A
2037	Wake Forest	A

\* - Labor Day Monday



IRISH IN THE NFL (As of September 6)			
Player	Team	Pos.	Notes
Josh Adams	NY Jets	RB	Second Season (practice squad)
Alex Bars	Chicago	OL	First season (practice squad)
Miles Boykin	Baltimore	WR	First season
Sheldon Day	San Francisco	DT	Fourth season
Tyler Eifert	Cincinnati	TE	Seventh season
Matthias Farley	NY Jets	SS	Fourth season
Will Fuller	Houston	WR	Fourth season
Bennett Jackson	NY Jets	SS	Sixth season
J.J. Jansen	Carolina	LS	12th season
DeShone Kizer	Oakland	QB	Third season
Julian Love	NY Giants	CB	First season
Cole Luke	Carolina	CB	Third season (practice squad)
Alizé Mack	New Orleans	TE	First season (practice squad)
Nick Martin	Houston	C	Fourth season
Zack Martin	Dallas	OG	Sixth season
Mike McGlinchey	San Francisco	OT	Second season
Sam Mustipher	Chicago	OL	First season (practice squad)
Quenton Nelson	Indianapolis	OG	Second season

IRISH IN THE NFL (As of September 6)			
Player	Team	Pos.	Notes
Romeo Okwara	Detroit	DE	Fourth season
James Onwualu	Jacksonville	OLB	Third season (injured reserve)
C.J. Prosise	Seattle	RB	Fourth season
Theo Riddick	Denver	RB	Seventh season (injured reserve)
Isaac Rochell	LA Chargers	DT	Third season
Kyle Rudolph	Minnesota	TE	Ninth season
Harrison Smith	Minnesota	FS	Eighth season
Jaylon Smith	Dallas	ILB	Fourth season
Durham Smythe	Miami	TE	Second season
Eq. St. Brown	Green Bay	WR	Second season (injured reserve)
Ronnie Stanley	Baltimore	OT	Fourth season
Golden Tate	NY Giants	WR	10th season
Jerry Tillery	LA Chargers	DT	First season
Drue Tranquill	LA Chargers	LB	First season
Andrew Trumbetti	Chicago	LB	Second season
Stephon Tuitt	Pittsburgh	DE	Sixth season
Dexter Williams	Green Bay	RB	First season

## NFL CAPTAINCY

- Three Notre Dame football alums have been named team captains for the 2019-20 NFL season. Jaylon Smith and Zack Martin were named captains for the Dallas Cowboys, while Kyle Rudolph was named a captain for the Minnesota Vikings.







COLLEGE FOOTBALL PLAYOFF (final 2018)			
Rk	Team	Record	Trend
1	Alabama	13-0	—
<b>2</b>	<b>Clemson</b>	<b>13-0</b>	<b>—</b>
3	NOTRE DAME	12-0	—
4	Oklahoma	12-1	+1
5	Georgia	11-2	-1
6	Ohio State	12-1	—
<b>7</b>	<b>Michigan</b>	<b>10-2</b>	<b>—</b>
8	UCF	11-0	—
9	Washington	10-3	+2
10	Florida	9-3	-1
11	LSU	9-3	-1
12	Penn State	9-3	—
13	Washington State	10-2	—
14	Kentucky	9-3	+1
15	Texas	9-3	-1
16	West Virginia	8-3	—
17	Utah	9-4	—
18	Mississippi State	8-4	—
19	Texas A&M	8-4	—
<b>20</b>	<b>Syracuse</b>	<b>9-3</b>	<b>—</b>
21	Fresno State	11-2	+4
<b>22</b>	<b>Northwestern</b>	<b>8-5</b>	<b>-1</b>
23	Missouri	8-4	+1
24	Iowa State	8-4	-1
25	Boise State	10-3	-3







ASSOCIATED PRESS TOP 25 (Sept. 8, 2019)				
Rk	Team (1st Place Votes)	Record	Points	Trend
1	Clemson (56)	2-0	1544	—
2	Alabama (6)	2-0	1489	—
3	<b>Georgia</b>	2-0	1385	—
4	LSU	2-0	1336	+2
5	Oklahoma	2-0	1315	-1
6	Ohio State	2-0	1219	-1
<b>7</b>	<b>NOTRE DAME</b>	<b>1-0</b>	<b>1072</b>	<b>+1</b>
8	Auburn	2-0	1056	+2
9	Florida	2-0	997	+2
10	<b>Michigan</b>	2-0	936	-3
11	Utah	2-0	905	+2
12	Texas	1-1	877	-3
13	Penn State	2-0	781	+2
14	Wisconsin	2-0	714	+3
15	Oregon	1-1	677	+1
16	Texas A&M	1-1	643	-4
17	UCF	2-0	544	+1
18	Michigan State	2-0	495	+1
19	Iowa	2-0	473	+1
20	Washington State	2-0	343	+2
21	Maryland	2-0	207	+5
22	Boise State	2-0	164	+2
23	Washington	1-1	161	-9
24	<b>Southern Cal</b>	2-0	137	+2
25	<b>Virginia</b>	2-0	122	+1

COACHES POLL (Sept. 8, 2019)				
Rk	Team (1st Place Votes)	Rec.	Points	Trend
1	Clemson (60)	2-0	1572	—
2	Alabama (3)	2-0	1513	—
3	<b>Georgia</b>	2-0	1415	—
4	Oklahoma	2-0	1362	—
5	LSU	2-0	1314	+1
6	Ohio State	2-0	1309	-1
<b>7</b>	<b>NOTRE DAME</b>	<b>1-0</b>	<b>1118</b>	<b>+1</b>
8	Florida	2-0	1064	+2
9	Auburn	2-0	993	+4
10	<b>Michigan</b>	2-0	945	-3
11	Penn State	2-0	868	+3
12	Utah	2-0	839	+3
13	Texas	1-1	823	-4
14	Wisconsin	2-0	739	+2
15	Texas A&M	1-1	668	-4
16	UCF	2-0	584	+1
17	Oregon	1-1	568	+1
18	Iowa	2-0	496	+1
19	Michigan State	2-0	446	+1
20	Washington State	2-0	418	+1
21	Washington	1-1	314	-9
22	Boise State	2-0	214	+2
23	Mississippi State	2-0	134	+3
24	<b>Southern Cal</b>	2-0	120	+13
25	Maryland	2-0	109	—

**Others receiving votes:** Iowa State, California, Mississippi State, TCU, North Carolina, Army, Colorado, Oklahoma State, Memphis, Arizona State, **Boston College**, Kentucky, Appalachian State, Syracuse, Minnesota.

**Others receiving votes:** **Virginia**, Kentucky, California, Iowa State, Memphis, Oklahoma State, North Carolina, **Boston College**, Army, TCU, NC State, Colorado, **Stanford**, Hawaii, Appalachian State, Minnesota, Wyoming, Wake Forest, Troy, Arizona State, Tulan, Nebraska, **Navy**.

2019 NOTRE DAME OPPONENT UPDATE					
Rk	Team	Record	Last Week	This Week	Next Week
		1-1 0-0 ACC Atlantic	W, 42-0 vs. Eastern Kentucky	vs. Western Kentucky, 4 p.m.	at Florida State
		1-0 0-0 MWC Mount.	Idle	vs. Notre Dame, 2:30 p.m.	vs. New Mexico State, 4:30 p.m.
3/3		2-0 1-0 SEC East	W, 63-17 vs. Murray State	vs. Arkansas State, 12 p.m.	vs. Notre Dame, 8 p.m.
		2-0 1-0 ACC Coastal	W, 62-17 vs. William & Mary	vs. Florida State, 7:30 p.m.	vs. Old Dominion
		1-1 0-0 MAC East	L, 0-52 at Kansas State	vs. Louisiana Tech, 5 p.m.	at Kent State, 3:30 p.m.
		2-0 1-0 Pac-12 South	W, 45-20 vs. Stanford	at BYU, 3:30 p.m.	vs. Utah, 9 p.m.

2019 NOTRE DAME OPPONENT UPDATE					
Rk	Team	Record	Last Week	This Week	Next Week
7/7		2-0 0-0 Big Ten East	W, 24-21 (OT) vs. Army	at Wisconsin, 12 p.m.	vs. Rutgers
		1-1 0-1 ACC Coastal	W, 31-17 vs. Old Dominion	vs. Furman, 12 p.m.	vs. Duke, 7 p.m.
		1-1 0-0 Coastal	W, 45-13 vs. NC A&T.	at Mid. Tenn. State, 7 p.m.	at Virginia Tech, 7 p.m.
		1-0 0-0 AAC West	Idle	vs. East Carolina, 3:30 p.m.	at Memphis, 8 p.m.
		2-0 1-0 ACC Atlantic	W, 45-13 vs. Richmond	vs. Kansas, 7:30 p.m.	at Rutgers
		1-1 0-1 Pac-12 North	L, 20-45 at Southern Cal	at UCF, 3:30 p.m.	vs. Oregon

**THE BRIAN KELLY FILE**

37th year in coaching // 29th year as head coach // 10th year at Notre Dame					
Alma Mater: Assumption College (1983)					
School	Seasons	Record			Pct.
Grand Valley State	13	118	35	2	0.768
Central Michigan	3	19	16	0	0.543
Cincinnati	3	34	6	0	0.850
Notre Dame	10	82*	35	0	0.701
<b>TOTALS</b>	<b>29</b>	<b>253*</b>	<b>92</b>	<b>2</b>	<b>0.732</b>

**HONORS AND ACCOLADES**

Year	Award
2018	Home Depot National Coach of the Year
2018	Stallings National Coach of the Year
2012	AP National Coach of the Year
2012	Walter Camp National Coach of the Year
2012	Sporting News National Coach of the Year
2012	Home Depot National Coach of the Year
2012	Liberty Mutual National Coach of the Year
2012	AFCA National Coach of the Year
2009	Home Depot National Coach of the Year

\* - Includes 20 regular-season wins and two postseason appearances vacated under discretionary NCAA penalty.

**BRIAN KELLY -  
THE DICK CORBETT HEAD FOOTBALL COACH**

- Winningest coach in FBS (253\* wins)
- One of only two FBS coaches with over 300 games as a head coach
- Only three-time winner of The Home Depot Coach of the Year Award ('09, '12, '18)
- With 10 or more wins in 2015, 2017 and 2018, Kelly joined Knute Rockne, Ara Parseghian and Lou Holtz as the only Notre Dame coaches to hit the double-digit mark in wins three times.
- Ranks first in winning percentage among active FBS coaches (.732\*) who have coached in 300 or more career games
- Second-youngest coach to reach 200 career victories at a major school
- Has finished .500 or better in 27 of 29 seasons as a head coach
- Boasts a 16-8 record in postseason as a head coach
- Joins Knute Rockne (13), Frank Leahy, Ara Parseghian and Lou Holtz (11) as the only Notre Dame coaches to spend 10 or more seasons on the Irish sidelines.

**WINNINGEST ACTIVE FBS COACHES (By wins)**

Rk.	Coach	School	Years	Record			Pct.
1.	BRIAN KELLY	NOTRE DAME	29	253*	92	2	.732
2.	Mack Brown	North Carolina	30	246	122	1	.667
3.	Nick Saban	Alabama	23	234	63	1	.787
4.	Gary Patterson	TCU	19	168	63	0	.727
5.	Kirk Ferentz	Iowa	23	166	122	0	.576

**ACTIVE FBS LONGEVITY**

Rk.	Coach	School	Games
1.	Mack Brown	North Carolina	369
2.	BRIAN KELLY	NOTRE DAME	347*
3.	Nick Saban	Alabama	298
4.	Kirk Ferentz	Iowa	288
5.	Dave Clawson	Wake Forest	235

**WINNINGEST ACTIVE FBS COACHES (By percentage, min. 5 years)**

Rk.	Coach	School	Years	Record			Pct.
1.	Chris Petersen	Washington	13	140	34	0	.805
2.	Dabo Swinney	Clemson	11	118	30	0	.797
3.	Nick Saban	Alabama	23	234	63	1	.787
4.	Jimbo Fisher	Texas A&M	9	93	28	0	.769
5.	BRIAN KELLY	NOTRE DAME	29	253*	92	2	.732
6.	Chip Kelly	UCLA	5	49	18	0	.731
7.	Gary Patterson	TCU	19	168	63	0	.727
8.	Jim Harbaugh	Michigan	11	98	39	0	.715

**MOST YEARS COACHING (ACTIVE FBS)**

Rk.	Coach	School	Years
1.	Mack Brown	North Carolina	30
2.	BRIAN KELLY	NOTRE DAME	29
3.	Nick Saban	Alabama	23
4.	Kirk Ferentz	Iowa	23
5.	Dave Clawson	Wake Forest	19

THE RECORD WHEN...								
Stat	Kelly's Career Record (W-L-T)			Kelly at ND Record (W-L)		2019 Record (W-L)		
Home	125	33	1	32	13	0	0	
Away	91	50	1	17	16	1	0	
Neutral	16	8	0	12	5	0	0	
In overtime	4	5	0	0	3	0	0	
Coming off a loss	51	29	0	17	13	1	0	
Coming off a win	164	51	1	40	21	0	0	
Coming off an open date	19	2	0	8	1	0	0	
vs. AP Top 25	23	18	0	13	14	0	0	
Both teams are in the AP Top 25	14	16	0	10	14	0	0	
Neither team is in the AP Top 25	49	28	0	17	12	0	0	
Team is ranked higher	59	15	0	37	12	1	0	
Opponent is ranked higher	9	14	0	6	10	0	0	
vs. In-State Opponents	74	22	2	4	0	0	0	
In August	4	2	0	1	0	0	0	
In September	73	34	0	21	11	1	0	
In October	79	24	2	19	7	0	0	
In November	65	26	0	17	13	0	0	
In December	10	2	0	2	1	0	0	
In January	1	3	0	1	2	0	0	
On TV (except GVSU regular season)	89	41	0	61	34	1	0	
On NBC	36	13	0	36	13	0	0	
On NBCSN	2	0	0	2	0	0	0	
On ABC	15	11	0	13	11	0	0	
On ESPN	14	7	0	6	5	0	0	
On ESPN2	8	2	0	0	0	0	0	
On CBS	3	2	0	3	2	0	0	
On FOX	1	3	0	1	3	0	0	
On CBS Sports Network	0	0	0	0	0	0	0	
Afternoon Games	155	61	2	37	17	0	0	
Night Games (6 p.m. or later)	77	30	0	23	17	1	0	
Decided by three points or fewer	39	23	2	6	11	0	0	
Decided by seven points or fewer	72	38	2	17	15	0	0	
Scoring first	159	37	0	45	19	1	0	
Opponent scores first	71	54	2	16	15	0	0	
Leading at halftime	188	20	0	53	10	1	0	
Tied at halftime	15	3	0	4	1	0	0	
Trailing at halftime	29	68	2	4	23	0	0	
Leading after three quarters	199	17	0	51	9	1	0	
Tied after three quarters	12	6	1	4	5	0	0	
Trailing after three quarters	21	68	1	6	20	0	0	

THE RECORD WHEN...								
Stat	Kelly's Career Record (W-L-T)			Kelly at ND Record (W-L)		2019 Record (W-L)		
Scoring 40+ points	90	3	0	22	2	0	0	
Scoring 30-39 points	66	11	0	20	7	1	0	
Scoring 20-29 points	55	36	1	13	14	0	0	
Scoring 0-19 points	20	41	1	5	11	0	0	
Allowing 40+ points	7	22	0	1	8	0	0	
Allowing 30-39 points	16	35	0	5	15	0	0	
Allowing 20-29 points	62	26	1	14	9	0	0	
Allowing 0-19 Points	146	8	1	40	2	1	0	
Outrushing opponent	181	29	1	44	8	0	0	
Getting outrushed	46	60	1	15	26	1	0	
Passing for more yards	147	61	1	34	28	1	0	
Passing for fewer yards	83	29	1	26	6	0	0	
Outgaining opponent	193	31	1	48	14	1	0	
Outgained by opponent	36	57	1	12	20	0	0	
Winning time of possession battle	118	28	0	29	6	0	0	
Losing time of possession battle	111	61	2	31	28	1	0	
Scoring a defensive or special teams TD	70	9	0	11	5	0	0	
Allowing a defensive or special teams TD	24	30	0	10	11	0	0	
Fewer penalty yards	71	41	1	32	16	1	0	
More penalty yards	152	47	1	27	17	0	0	
Winning turnover battle	133	15	0	30	4	1	0	
Losing turnover battle	61	52	1	21	24	0	0	
Having an individual 100-yard rusher	110	26	1	27	9	1	0	
Having an individual 100-yard receiver	90	32	0	20	15	0	0	
Having an individual 200-yard passer	152	49	1	38	24	0	0	
Allowing an individual 100-yard rusher	43	50	1	11	22	1	0	
Allowing an individual 100-yard receiver	68	38	0	12	13	0	0	
Allowing an individual 200-yard passer	93	47	1	26	23	0	0	

2019 HONORS & AWARDS			
Player	Year	Pos.	Awards
Jafar Armstrong	Jr.	RB	Doak Walker Award Watch List
Ian Book	Sr.	QB	Maxwell Trophy Watch List Davey O'Brien Award Watch List Walter Camp Award Watch List
Liam Eichenberg	Jr.	OL	Outland Trophy Watch List
Jalen Elliott	Sr.	S	Wuerffel Trophy Watch List
Alohi Gilman	Sr.	S	Associated Press Preseason All-American (Second Team) Bronko Nagurski Trophy Watch List Jim Thorpe Award Watch List
Khalid Kareem	Sr.	DL	Chuck Bednarik Award Watch List Bronko Nagurski Trophy Watch List
Tommy Kraemer	Jr.	OL	Associated Press Preseason All-American (Second Team) Outland Trophy Watch List
Cole Kmet	Jr.	TE	John Mackey Award Watch List
Tony Jones, Jr.	Sr.	RB	Doak Walker Award Watch List
Julian Okwara	Sr.	DE	Associated Press Preseason All-American (Second Team) Bronko Nagurski Trophy Watch List
Tommy Tremble	So.	TE	Notre Dame 'Warrior of the Game' at Louisville (9/2)
Jarrett Patterson	So.	C	Rimington Trophy Watch List

STARTER SHEET				
OFFENSE	Pos.	2019	Streak	Career
Tommy Kraemer	RG/RT	1	5	23
Chase Claypool	WR	1	3	21
Robert Hainsey	RT/RG	1	15	15
Liam Eichenberg	LT	1	15	15
Ian Book	QB	1	4	11
Chris Finke	WR	1	3	10
Aaron Banks	LG	1	7	7
Cole Kmet	TE	0	0	7
Tony Jones, Jr.	RB	1	1	5
Trevor Ruhland	LG/RG	0	0	5
Jafar Armstrong	RB	1	1	3
Brock Wright	TE	1	1	2
Jarrett Patterson	C	1	1	1
DEFENSE	Pos.	2019	Streak	Career
Jalen Elliott	S	1	27	27
Troy Pride Jr.	CB	1	7	20
Alohi Gilman	S	1	14	14
Khalid Kareem	DL	1	14	14
Daelin Hayes	DL	0	0	13
Julian Okwara	DL	1	13	13
Asmar Bilal	LB	0	0	9
Donte Vaughn	CB	0	0	5
Shaun Crawford	CB	1	1	4
Jordan Genmark Heath	LB	1	1	2
Houston Griffith	CB	1	0	1
Kurt Hinish	NG	1	1	1
Jeremiah Owusu-Koramoah	LB	1	1	1
Myron Tagovailoa-Amosa	DT	1	1	1
Drew White	LB	1	1	1

CAREER STARTS BY POSITION										
WR	LT	LG	C	RG	RT	TE	WR	QB	WR	RB
	Eichenberg (15)	Banks (7)	Patterson (1)	Kraemer (10)	Hainsey (14)	Kmet (7)	Claypool (21)	Book (11)	Finke (10)	Jones Jr. (5)
		Ruhland (2)		Ruhland (3)	Kraemer (13)	Wright (2)				Armstrong (3)
				Hainsey (1)						
DL	DL	DL	DL	LB	LB	LB	CB	S	S	CB
Kareem (14)	Tagovailoa-Amosa (1)	Hinish (1)	Okwara (13)	Genmark Heath (2)	White (2)	Bilal (9)	Pride (20)	Gilman (14)	Elliott (27)	Crawford (4)
			Hayes (13)			Owusu-Koramoah (1)	Griffith (1)			Vaughn (4)
							Vaughn (1)			



**NOTRE DAME**
**Rushing**

Had 500 or more yards:	at Boston College, 2017 (515)
Had 450-499 or more yards:	vs. Massachusetts, 2015 (457)
Had 400-449 or more yards:	vs. Temple, 2017 (422)
Had 300-399 or more yards:	vs. Florida State, 2018 (365)
Had 70 or more rushing attempts:	vs. Michigan State, 1991 (76)
Had 60 or more rushing attempts:	vs. Navy, 2007 (63)
Had 50 or more rushing attempts:	vs. Florida State, 2018 (50)
Had eight or more rush TDs:	vs. Pittsburgh, 1965 (9)
Had seven rush TDs:	at Boston College, 2017 (7)
Had six rush TDs:	at Wake Forest, 2018 (6)
Had five rush TDs:	vs. USC, 2017 (5)
Had four rush TDs:	at Louisville, 2019 (4)
Had two players with 200 rush yards in a game:	at Boston College, 2017 (Josh Adams 229, Brandon Wimbush 207)
Had three players with 100 rush yards in a game:	vs. Temple, 2017 (Josh Adams 161, DeShone Kizer 124, Brandon Wimbush 106)
Had two players with 100 rush yards in a game:	vs. USC, 2017 (Josh Adams 191, Brandon Wimbush 106)

**Passing**

Had 500 or more yards:	at USC, 1970 (526)
Had 400-499 yards:	vs. Syracuse, 2016 (471)
Had 300-399 yards:	at Northwestern, 2018 (343)
Had 50 or more pass attempts:	at Florida State, 2014 (52)
Had 40-49 pass attempts:	vs. Georgia, 2017 (40)
Had 30-39 pass attempts:	at USC, 2018 (39)
Had 35-39 pass completions:	at Clemson, 2015 (35)
Had 30-34 pass completions:	at Florida State, 2014 (31)
Had 25-29 pass completions:	vs. Navy, 2018 (27)
Had six or more passing TDs:	vs. BYU, 2005 (6)
Had five or more passing TDs:	at Texas, 2016 (5)
Had four or more passing TDs:	vs. Stanford, 2018 (4)
Had three or more passing TDs:	vs. Florida State, 2018 (3)
Had five or more passes intercepted:	vs. USC, 1967 (7)
Had four or more passes intercepted:	at Arizona State, 2014 (4)
Had three or more passes intercepted:	vs. Ball State, 2018 (3)

**Receiving**

Had two players with 100 receiving yards in a game:	at Stanford, 2017 (Kevin Stepherson - 112, Equanimeous St. Brown - 111)
Had a player with over 150 receiving yards in a game:	vs. Wake Forest, 2017 (Chase Claypool - 180)
Had two players with 10 catches in a game:	vs. BYU, 2005 (Maurice Stovall - 14, Jeff Samardzija - 10)

**Combination Offense**

Had a 400-yard passer and 100-yard rusher in a game:	vs. Syracuse, 2016 (DeShone Kizer - 471, Josh Adams - 102)
Had a 300-yard passer and 100-yard rusher in a game:	vs. Navy, 2018 (Ian Book - 330, Dexter Williams - 142)
Had a 400-yard passer and 100-yard receiver in a game:	vs. Syracuse, 2016 (DeShone Kizer - 471, Equanimeous St. Brown - 182)
Had a 300-yard passer and 100-yard receiver in a game:	vs. Northwestern, 2018 (Ian Book - 343, Chase Claypool - 130)
Had a 400-yard passer, 100-yard rusher and 100-yard receiver in a game:	vs. Syracuse, 2016 (DeShone Kizer - 471, Josh Adams - 102, Equanimeous St. Brown - 182)
Had a 300-yard passer, 100-yard rusher and 100-yard receiver in a game:	vs. Syracuse, 2016 (DeShone Kizer - 471, Josh Adams - 102, Equanimeous St. Brown - 182)
Had a 200-yard passer, 100-yard rusher and 100-yard receiver in a game:	at Virginia Tech, 2018 (Ian Book - 271, Dexter Williams - 178, Miles Boykin - 117)
Had a 400-yard passer and 100-yard rusher in a game:	vs. Syracuse, 2016 (DeShone Kizer - 471, Josh Adams - 102)
Had a 300-yard passer and 100-yard rusher in a game:	vs. Syracuse, 2016 (DeShone Kizer - 471, Josh Adams - 102)
Had a 200-yard passer and 100-yard rusher in a game:	at Virginia Tech, 2018 (Ian Book - 271, Dexter Williams - 178)
Had a 100-yard receiver and 100-yard rusher in a game:	at Virginia Tech, 2018 (Miles Boykin - 117, Dexter Williams - 178)

**Total Offense**

Had 700 or more yards total offense:	vs. Wake Forest, 2017 (710)
Had 650-699 or more yards total offense:	vs. Syracuse, 2016 (654)
Had 600-649 or more yards total offense:	at Boston College, 2017 (611)
Had 500-599 yards total offense:	vs. Navy, 2018 (584)
Had 400-499 yards total offense:	at Louisville, 2019 (423)
Had 100 or more plays total offense:	vs. Pittsburgh, 2012 (104)
Had 85-99 plays total offense:	vs. Stanford, 2018 (88)
Had 75-84 plays total offense:	vs. Florida State, 2018 (75)

**Scoring**

Scored 60 or more points:	vs. Massachusetts, 2015 (62)
Scored 50-59 points:	at Wake Forest, 2018 (56)
Scored 40-49 points:	vs. Florida State, 2018 (42)
Scored 30-39 points:	at Louisville, 2019 (35)
Scored a two-point conversion:	vs. LSU (Citrus Bowl), 2017
Allowed 60 or more points:	Never
Allowed 50-59 points:	at Texas, 2016 (50)
Allowed 40-49 points:	at USC, 2016 (45)
Allowed 30-39 points:	at Stanford, 2017 (38)
Was held scoreless:	at Boston College, 2008 (17-0)
Was held scoreless at home:	USC, 2007 (38-0)
Was held scoreless on the road:	at Boston College, 2008 (17-0)
Was held without offensive touchdown:	vs. Clemson, 2019 Cotton Bowl (30-3)
Was held without offensive touchdown on the road:	at NC State, 2016 (10-3)
Was held without offensive touchdown at home:	vs. USC, 2007 (38-0)
Held opponent scoreless:	vs. Michigan, 2014 (31-0)
Held opponent scoreless at home:	vs. Michigan, 2014 (31-0)
Held opponent scoreless on the road:	at Purdue, 1993 (17-0)
Held opponent without offensive touchdown:	vs. Syracuse, 2018 (36-3)
Held opponent without offensive touchdown on the road/neutral:	vs. Syracuse, 2018 (36-3)
Held opponent without offensive touchdown at home:	vs. Texas, 2015 (38-3)
Held opponent scoreless at neutral site:	vs. Maryland (Giants Stadium - East Rutherford, NJ), 2002 (22-0)
Held two or more opponents scoreless in a season:	2002 vs. Maryland (22-0) vs. Rutgers (42-0)
Held three or more opponents scoreless in a season:	1976 vs. Purdue (23-0) at Northwestern (49-0), vs. Oregon (41-0)
Held four or more opponents scoreless in a season:	1966 vs. Army (35-0) vs. North Carolina (32-0), at Oklahoma (38-0), vs. Pittsburgh (40-0) vs. Duke (64-0), at USC (51-0)
Held five or more opponents scoreless in a season:	1966 vs. Army (35-0) vs. North Carolina (32-0), at Oklahoma (38-0), vs. Pittsburgh (40-0) vs. Duke (64-0), at USC (51-0)
Held six or more opponents scoreless in a season:	1966 vs. Army (35-0) vs. North Carolina (32-0), at Oklahoma (38-0), vs. Pittsburgh (40-0) vs. Duke (64-0), at USC (51-0)
Had multiple players with multiple TDs in a game:	vs. Florida State, 2018 (Dexter Williams - 2, Alizé Mack - 2)

**Turnovers**

Did not commit a turnover:	vs. Stanford, 2018
Committed six or more turnovers:	vs. Navy, 1984 (6)
Committed five turnovers:	vs. Boston College, 2015 (5)
Lost four or more fumbles:	vs. Michigan State, 1999 (4)
Lost three fumbles:	at Clemson, 2015 (3)
Recorded six or more takeaways:	vs. Michigan, 2012 (6)
Recorded five takeaways:	vs. Boston College, 2009 (5)
Returned two or more interceptions for TDs:	vs. Stanford, 2002 (2) (Shane Walton - 18 yards, Courtney Watson - 34 yards)
Returned an interception for a TD:	vs. NC State, 2017 (1) (Julian Love - 69 yards)
Returned a fumble for a TD:	at Virginia Tech, 2018 (1) (Julian Love - 42 yards)

**Defense**

Held opponent to 50 or fewer rushing yards:	vs. NC State, 2017 (50)
Held opponent to 100 or fewer passing yards:	vs. Navy, 2018 (52)
Held opponent to 101-200 passing yards:	vs. Syracuse, 2018 (115)
Held opponent to 201-300 yards total offense:	vs. Syracuse, 2018 (234)
Held opponent to 200 or fewer yards total offense:	at NC State, 2016 (198)
Intercepted five or more passes:	vs. Michigan, 2012 (5)
Intercepted four passes:	vs. Rutgers (Pinstripe Bowl), 2013 (4)
Intercepted three passes:	vs. Syracuse, 2018 (3)
Forced five or more fumbles:	at Louisville, 2019 (5)
Forced four fumbles:	at UCLA, 2007 (4)
Forced three fumbles:	at NC State, 2016 (3)
Scored a safety:	at North Carolina, 2017
Recorded nine or more sacks:	vs. Rutgers, 1996 (9)
Recorded eight sacks:	vs. Hawai'i (Hawai'i Bowl), 2008 (8)
Recorded seven sacks:	at Stanford, 2005 (7)
Recorded six sacks:	vs. Syracuse, 2018 (6)
Recorded five sacks:	at Northwestern, 2018 (5)
Held opponent to 10 or fewer first downs:	vs. Stanford, 2018 (10)

**Special Teams**

Returned a punt for a TD:	vs. Massachusetts, 2015 (C.J. Sanders, 50 yards)
Returned a blocked punt for a TD:	vs. USC, 2015 (Amir Carlisle, 5 yards)
Returned a kickoff for a TD:	vs. Syracuse, 2016 (C.J. Sanders, 93 yards)
Returned a blocked FG for a TD:	at Air Force, 2006 (Terrail Lambert, 76 yards)
Blocked a punt:	vs. USC, 2015 (Equineameous St. Brown)
Punted 10 or more times:	USC, 2007 (10)
Did not punt:	vs. Navy, 2013
Blocked a field goal:	vs. LSU (Music City Bowl), 2014 (Isaac Rochell)
Had a field goal blocked:	at Texas, 2016
Blocked a PAT kick:	vs. Florida State, 2018 (Jerry Tillery)
Scored on a blocked PAT attempt:	vs. Florida State, 2018 (Julian Love)
Missed a kicking PAT:	vs. Syracuse, 2018
Had a kicking PAT blocked:	vs. Florida State, 2018
Opponent scored on a blocked PAT attempt:	vs. Northwestern, 2014
Had a punt blocked:	at Northwestern, 2018

**Miscellaneous**

Had 30 or more first downs:	vs. Wake Forest, 2017 (30)
Had 25-29 first downs:	at Northwestern, 2018 (25)
Had 20-24 first downs:	vs. USC, 2018 (23)
Was not penalized:	at LSU, 1997
Had 10 or more penalties:	at North Carolina, 2017 (10)
Had 120 or more yards in penalties:	at Rutgers, 2000 (120)
Had 40 minutes or more of possession time:	vs. Washington State, 2009 (40:54)
Had 35-40 minutes of possession time:	at North Carolina, 2017 (36:32)
Was involved in a tie game:	at USC, 1994 (17-17)
Was involved in an overtime game:	at Texas, 2016 (47-50)
Was involved in a double overtime game:	at Texas, 2016 (47-50)
Was involved in a triple overtime game:	vs. Pittsburgh, 2012 (29-26)
Was involved in a quadruple overtime game:	vs. Pittsburgh, 2008 (33-36)

**A NOTRE DAME PLAYER**
**Rushing**

Rushed for 250-299 yards:	Julius Jones at Pittsburgh, 2003 (262)
Rushed for 200-249 yards:	Dexter Williams vs. Florida State, 2018 (202)
Rushed for 175-199 yards:	Dexter Williams at Virginia Tech, 2018 (178)
Rushed for 150-174 yards:	Dexter Williams vs. Stanford, 2018 (161)
Rushed for 125-149 yards:	Dexter Williams vs. Navy, 2018 (142)
Rushed for 100-124 yards:	Tony Jones Jr. at Louisville, 2019 (110)
Quarterback rushed for 200 or more yards:	Brandon Wimbush at Boston College, 2017 (207)
Quarterback rushed for 100-199 or more yards:	Brandon Wimbush vs. Wake Forest, 2017 (110)
Rushed 40 or more times:	Allen Pinkett at LSU, 1984 (40)
Rushed 35-39 times:	Julius Jones vs. BYU, 2003 (35)
Rushed 30-34 times:	James Aldridge vs. Navy, 2007 (32)
Rushed 25-29 times:	Josh Adams vs. NC State, 2017 (27)
Rushed for four or more TDs:	Brandon Wimbush at Boston College, 2017 (4)
Rushed for three TDs:	Dexter Williams vs. Navy, 2018 (3)
Rushed for two TDs:	Dexter Williams vs. Florida State, 2018 (2)
Had a run of 90 yards or more:	Dexter Williams at Virginia Tech, 2018 (97)
Had a run of 80-89 yards:	Josh Adams vs. USC, 2017 (84)
Had a run of 70-79 yards:	Josh Adams vs. NC State, 2017 (77)
Had a run of 60-69 yards:	Josh Adams at Boston College, 2017 (65) Brandon Wimbush at Boston College, 2017 (65) Josh Adams at Boston College, 2017 (64)
Had a run of 50-59 yards:	Dexter Williams at USC, 2018 (52)

**Passing**

Passed for 500 or more yards:	Joe Theismann at USC, 1970 (526)
Passed for 400-499 yards:	DeShone Kizer vs. Syracuse, 2016 (471)
Passed for 300-399 yards:	Ian Book at USC, 2018 (352)
Attempted 50 or more passes:	Everett Golson at Florida State, 2014 (52)
Attempted 40-49 passes:	Brandon Wimbush vs. Georgia, 2017 (40)
Attempted 30-39 passes:	Ian Book at USC, 2018 (39)
Completed 30 or more passes:	Everett Golson at Florida State, 2014 (31)
Completed 20-29 passes:	Ian Book at USC, 2018 (22)
Threw six TDs:	Brady Quinn vs. BYU, 2005 (6)
Threw five or more TDs:	DeShone Kizer at Texas, 2016 (5)
Threw four or more TDs:	Ian Book vs. Stanford, 2018 (4)
Threw three or more TDs:	Brandon Wimbush vs. Florida State, 2018 (3)
Threw five or more interceptions:	Terry Hanratty vs. USC, 1967 (5)
Threw four interceptions:	Everett Golson at Arizona State, 2014 (4)
Threw three interceptions:	Brandon Wimbush vs. Ball State, 2018 (3)
Completed a pass of 90 yards or more:	Dayne Crist vs. Michigan, 2010 (95)
Completed a pass of 80-89 yards:	Brandon Wimbush at Stanford, 2017 (83)
Completed a pass of 70-79 yards:	Brandon Wimbush at Stanford, 2017 (75)
Completed a pass of 60-69 yards:	Ian Book at Wake Forest, 2018 (66)
Completed a pass of 50-59 yards:	Ian Book at USC, 2018 (51)

**Receiving**

Caught 15 or more passes:	Never
Caught 10-14 passes:	Miles Boykin vs. Stanford, 2018 (11)
Caught seven to nine passes:	Chris Finke at USC, 2018 (7)
Had 200 or more yards receiving:	Golden Tate at Stanford, 2009 (201)
Had 175-199 yards receiving:	Chase Claypool vs. Wake Forest, 2017 (180)
Had 150-174 yards receiving:	Will Fuller at Pittsburgh, 2015 (152)
Had 100-149 yards receiving:	Chase Claypool at Northwestern, 2018 (130)
Caught four or more TDs:	Maurice Stovall vs. BYU, 2005 (4)
Caught three TDs:	Will Fuller at Pittsburgh, 2015 (3)
Caught two TDs:	Alizé Mack vs. Florida State, 2018 (2)

**Total Offense**

Had 500 or more yards total offense:	Joe Theismann at USC, 1970 (512)
Had 400-499 yards total offense:	DeShone Kizer vs. Syracuse, 2016 (472)
Had 100 yards both passing and rushing:	Brandon Wimbush vs. Wake Forest, 2017 (280 passing, 110 rushing)

**Scoring**

Accounted for six or more touchdowns:	DeShone Kizer at Texas, 2016 (1 rushing, 5 passing)
Accounted for five touchdowns:	Ian Book at Wake Forest, 2018 (3 rushing, 2 passing)
Accounted for four touchdowns:	Ian Book vs. Stanford, 2018 (4 passing)
Accounted for three touchdowns:	Ian Book at Northwestern, 2018 (1 rushing, 2 passing)

**Defense**

Intercepted three or more passes:	Harrison Smith vs. Miami (Fla.), 2010 (3)
Intercepted two passes:	Alohi Gilman vs. Syracuse, 2018 (2)
Recovered three or more fumbles:	Never
Forced two fumbles:	Maurice Crum, Jr. at UCLA, 2007 (2)
Recovered two fumbles:	Julian Love vs. Vanderbilt, 2018 (2)
Recorded 20 or more tackles:	Manti Te'o vs. Stanford, 2010 (21)
Recorded 15-20 tackles:	Te'von Coney vs. LSU (Citrus Bowl), 2017 (17)
Recorded 10-14 tackles:	Alohi Gilman at Louisville, 2019 (10)
Recorded 4.0 or more sacks:	Jerry Tillery vs. Stanford, 2018 (4.0)
Recorded 3.0-3.5 sacks:	Romeo Okwara vs. Wake Forest, 2015 (3.0)
Recorded 2.0-2.5 sacks:	Drue Tranquill vs. Syracuse, 2018 (2.0)

**Special Teams**

Scored 17 or more points kicking:	Kyle Brindza vs. Rutgers (Pinstripe Bowl), 2013 (17)
Scored 15-16 points kicking:	Kyle Brindza at USC, 2012 (16)
Scored 10-14 points kicking:	Justin Yoon vs. Syracuse, 2018 (12)
Kicked five or more field goals:	Kyle Brindza vs. Rutgers (Pinstripe Bowl), 2013 (5)
Kicked four field goals:	Justin Yoon vs. Georgia, 2017
Kicked two field goals of 50 or more yards:	Never
Kicked a field goal of 50 or more yards:	Justin Yoon vs. Navy, 2015 (52)
Kicked a punt 70 or more yards:	Tyler Newsome vs. Michigan State, 2016 (71)
Kicked a punt 60-69 yards:	Tyler Newsome vs. Vanderbilt, 2018 (63)
Punted 10 or more times:	Geoff Price vs. USC, 2007 (10)
Totaled 175 or more kickoff return yards:	C.J. Sanders at Stanford, 2015 (182)
Totaled 100 or more punt return yards:	Golden Tate at Pittsburgh, 2009 (101)

**AN OPPOSING TEAM**
**Rushing**

Had 400 or more yards:	Pittsburgh, 1975 (411)
Had 300-399 yards:	Navy, 2015 (318)
Had 200-299 yards:	Louisville, 2019 (249)
Had 50 or more rushing attempts:	Wake Forest, 2018 (61)
Had five or more rush TDs:	Texas, 2016 (5)
Had four rush TDs:	Ohio State (Fiesta Bowl), 2015 (4)
Had two or more players with 100 rush yards in a game:	BYU, 2013 (Taysom Hill - 101, Paul Lasike - 101)

**Passing**

Had 400 or more yards:	USC, 2015 (440)
Had 300-399 yards:	USC, 2018 (349)
Had 60 or more pass attempts:	Tennessee, 1990 (60)
Had 50-59 pass attempts:	USC, 2018 (51)
Had 40-49 pass attempts:	Florida State, 2018 (48)
Had 30 or more pass completions:	USC, 2018 (37)
Had five or more passing TDs:	USC, 2014 (6)
Had four passing TDs:	Stanford, 2017 (4)
Had three passing TDs:	Duke, 2016 (3)

**Receiving**

Had two players with 100 receiving yards in a game: USC, 2009  
(Anthony McCoy 153, Damien Williams 108)

**Total Offense**

Had 600 or more yards total offense: Ohio State, 2006 Fiesta Bowl (617)  
Had 500-599 yards total offense: Wake Forest, 2017 (587)  
Had 400-499 yards total offense: USC, 2018 (443)  
Had 90 or more plays: Wake Forest, 2018 (92)  
Had 80-89 plays: Virginia Tech, 2018 (85)  
Had 75-79 plays: USC, 2018 (75)

**Scoring**

Scored 60 or more points: Never  
Scored 50-59 points: Texas, 2016 (50)  
Scored 40-49 points: Miami, Fla., 2017 (41)  
Scored 30-39 points: Stanford, 2017 (38)  
Scored a two-point conversion: Navy, 2018

**Turnovers**

Did not commit a turnover: LSU, 2017  
Had three or more fumbles lost: Navy, 2012 (3)  
Intercepted five or more passes: USC, 1967 (7)  
Intercepted four passes: Arizona State, 2014 (4)  
Intercepted three passes: Ball State, 2018  
Returned an interception for a TD: at Miami, Fla., 2017  
(Trajan Bandy - 65 yards)  
Returned a fumble for a TD: Pittsburgh, 2015  
(Ejuan Price - 32 yards)

**Defense**

Held ND to 10 or fewer first downs: at NC State, 2016 (10)  
Scored a safety: vs. Stanford, 2016  
Held ND to 50 or fewer rushing yards: at Arizona State, 2014 (41)  
Held ND to 101-200 passing yards: vs. Florida State, 2018 (130)  
Held ND to 100 or fewer passing yards: at Boston College, 2017 (96)  
Held ND to 201-300 yards total offense: at Miami, Fla., 2017 (261)  
Held ND to 200 or fewer yards total offense: at NC State, 2016 (113)

**Special Teams**

Returned a punt for a TD: at USC, 2016 (Adore Jackson - 55 yards)  
Returned a blocked punt for a TD: NC State, 2017  
(Germaine Pratt - 0 yards)  
Returned a kickoff for a TD: Pittsburgh, 2018 (Maurice Ffrench - 99 yards)  
Returned a punt for TD and kickoff for TD in same game: at USC, 2016  
(Adore Jackson - 55 yd PR; 97 yd KO)  
Punted 10 or more times: Boston College, 2010 (11)  
Did not punt: Miami (Fla.), 1985  
Missed a kicking PAT: Massachusetts, 2015

**Miscellaneous**

Had 30 or more first downs: Wake Forest, 2017 (34)  
Had 20-29 first downs: USC, 2018 (24)  
Had 10 or more penalties: NC State, 2017 (12)  
Had 100 or more yards in penalties: Georgia, 2017 (127)  
Had 35 minutes or more of possession time: LSU, 2017 (37:32)  
Had one 100-yard receiver and one 100-yard rusher: Wake Forest, 2017  
(Matt Colburn, 120 rushing; Anthony Bachman, 116 receiving)

**AN OPPOSING PLAYER**
**Rushing**

Rushed for 300 or more yards: Tony Dorsett, Pittsburgh, 1975 (303)  
Rushed for 200-299 yards: Alexander Teich, Navy, 2010 (210)  
Rushed for 150-199 yards: Tyler Gaffney, Stanford, 2013 (189)  
Rushed for 100-149 yards: J Hawkins, Louisville, 2019 (122)  
Rushed 40 or more times: Craig Heyward, Pittsburgh, 1987 (42)  
Rushed 30-39 times: Tyler Gaffney, Stanford, 2013 (33)  
Rushed 25-29 times: Ezekiel Elliott, Ohio State (Fiesta Bowl), 2015 (27)  
Rushed for five or more TDs: Walter Reyes, Syracuse, 2003 (5)  
Rushed for four TDs: Ezekiel Elliott, Ohio State (Fiesta Bowl), 2015 (4)  
Rushed for three TDs: Tyrone Swoopes, Texas, 2016 (3)  
Rushed for two TDs: Cam Akers, Florida State, 2018 (2)  
Had a run of 80 yards or more: Jeff Smith, Boston College, 2015 (80)  
Had a run of 70-79 yards: Gerald Holmes, Michigan State, 2016 (73)  
Had a run of 60-69 yards: Ronald Jones II, USC, 2015 (65)  
Had a run of 50-59 yards: Malcolm Perry, Navy, 2018 (58)

**Passing**

Passed for 500 or more yards: Never  
Passed for 400-499 yards: Matt Leinart, USC, 2004 (400)  
Passed for 300-399 yards: JT Daniels, USC, 2018 (349)  
Attempted 60 or more passes: Andy Kelly, Tennessee, 1990 (60)  
Attempted 50-59 passes: JT Daniels, USC, 2018 (51)  
Attempted 40-49 passes: Deondre Francois, Florida State, 2018 (47)  
Completed 30 or more passes: JT Daniels, USC, 2018 (37)  
Completed 20-29 passes: Deondre Francois, Florida State, 2018 (23)  
Threw six or more TDs: Cody Kessler, USC, 2014 (6)  
Threw five TDs: Matt Leinart, USC, 2004 (5)  
Threw four TDs: KJ Costello, Stanford, 2017 (4)  
Threw three TDs: Daniel Jones, Duke, 2016 (3)  
Completed a pass of 90 yards or more: Kyle Orton, Purdue, 2004 (97)  
Completed a pass of 80-89 yards: Cody Kessler, USC, 2015 (83)  
Completed a pass of 70-79 yards: Eric Dungey, Syracuse, 2016 (72)  
Completed a pass of 60-69 yards: Daniel Jones, Duke, 2016 (64)  
Completed a pass of 50-59 yards: Shea Patterson, Michigan, 2018 (52)

**Receiving**

Caught 15 or more passes: Jalen Saunders, Oklahoma, 2012 (15)  
Caught 10-14 passes: Tyler Vaughns, USC, 2018 (12)/Amon St. Brown, USC, 2018 (10)  
Caught seven to nine passes: Michae Pittman, USC, 2018 (7)  
Had 200 or more yards receiving: Selwyn Lymon, Purdue, 2006 (238)  
Had 150-199 yards receiving: Canaan Severin, Virginia, 2015 (153)  
Had 100-149 yards receiving: Tyler Vaughns, USC, 2018 (120)  
Caught three or more TD passes: Jeremy Gallon, Michigan, 2013 (3)  
Caught two TD passes: James Gardner, Miami (Ohio), 2017 (2)

**Scoring**

Accounted for six or more touchdowns: Cody Kessler, USC, 2014 (6 passing, 0 rushing)  
Accounted for five touchdowns: Eric Dungey, Syracuse, 2016 (2 passing, 3 rushing)  
Accounted for four touchdowns: KJ Costello, Stanford, 2017 (4 passing, 0 rushing)  
Accounted for three touchdowns: John Wolford, Wake Forest, 2017 (2 passing, 1 rushing)

**Defense**

Intercepted three or more passes: Rod Johnson, North Carolina State, 2003 (3)  
Intercepted two passes: Justin Simmons, Boston College, 2015 (2)  
Recorded three or more sacks: Bradley Chubb, NC State, 2016 (3.0)  
Recorded two sacks: Marlon Tuipolotu, USC, 2018 (2.0)

**Special Teams**

Kicked four or more field goals: Jack Mitchell, Northwestern, 2014 (4)  
Kicked a field goal 50 or more yards: Matt Payne, BYU, 2004 (53)  
Kicked a punt of 65 or more yards: Jake Bailey, Stanford, 2017 (65)  
Totalled 100 or more kick return yards: Jaylen Samuels, NC State, 2017 (116)

**2019 Notre Dame Football**  
 Notre Dame Overall Team Statistics (as of Sep 04, 2019)  
**All games**

<b>Team Statistics</b>	<b>ND</b>	<b>OPP</b>
SCORING	35	17
Points Per Game	35.0	17.0
Points Off Turnovers	7	0
FIRST DOWNS	18	21
Rushing	9	14
Passing	9	6
Penalty	0	1
RUSHING YARDAGE	230	249
Yards gained rushing	248	299
Yards lost rushing	18	50
Rushing Attempts	42	47
Average Per Rush	5.5	5.3
Average Per Game	230.0	249.0
TDs Rushing	4	2
PASSING YARDAGE	193	134
Comp-Att-Int	14-23-0	12-28-0
Average Per Pass	8.4	4.8
Average Per Catch	13.8	11.2
Average Per Game	193.0	134.0
TDs Passing	1	0
TOTAL OFFENSE	423	383
Total Plays	65	75
Average Per Play	6.5	5.1
Average Per Game	423.0	383.0
KICK RETURNS: #-Yards	1-16	3-59
PUNT RETURNS: #-Yards	1--2	0-0
INT RETURNS: #-Yards	0-0	0-0
KICK RETURN AVERAGE	16.0	19.7
PUNT RETURN AVERAGE	-2.0	0.0
INT RETURN AVERAGE	0.0	0.0
FUMBLES-LOST	2-1	5-3
PENALTIES-Yards	4-20	8-50
Average Per Game	20.0	50.0
PUNTS-Yards	6-236	5-207
Average Per Punt	39.3	41.4
Net punt average	39.3	41.8
KICKOFFS-Yards	6-371	4-205
Average Per Kick	61.8	51.2
Net kick average	43.7	41.0
TIME OF POSSESSION/Game	28:00	32:00
3RD-DOWN Conversions	5/12	6/15
3rd-Down Pct	42%	40%
4TH-DOWN Conversions	0/1	1/2
4th-Down Pct	0%	50%
SACKS BY-Yards	4-28	3-14
MISC YARDS	0	0
TOUCHDOWNS SCORED	5	2
FIELD GOALS-ATTEMPTS	0-0	1-1
ON-SIDE KICKS	0-0	0-0
RED-ZONE SCORES	(4-4) 100%	(2-2) 100%
RED-ZONE TOUCHDOWNS	(4-4) 100%	(2-2) 100%
PAT-ATTEMPTS	(5-5) 100%	(2-2) 100%
ATTENDANCE	0	58187
Games/Avg Per Game	0/0	1/58187
Neutral Site Games		0/0

<b>Score by Quarters</b>	<b>1st</b>	<b>2nd</b>	<b>3rd</b>	<b>4th</b>	<b>OT</b>	<b>Total</b>
Notre Dame	14	7	7	7	0	35
Opponents	14	0	0	3	0	17



**2019 Notre Dame Football**  
**Notre Dame Individual Season/Career Statistics (as of Sep 09, 2019)**  
**All games**

SEASON										CAREER									
<b>Rushing</b>	gp	att	gain	loss	net	avg	td	lg	avg/g	gp	att	gain	loss	net	avg	td	lg	avg/g	
JONES Jr., Tony	1	15	113	3	110	7.3	1	35	110.0	26	142	759	25	734	5.2	7	35	28.2	
BOOK, Ian	1	14	93	12	81	5.8	1	37	81.0	23	146	724	156	568	3.9	5	43	24.7	
SMITH, Jahmir	1	8	24	0	24	3.0	2	12	24.0	3	14	52	0	52	3.7	2	12	17.3	
ARMSTRONG, Jafar	1	2	10	0	10	5.0	0	5	10.0	11	74	412	19	393	5.3	7	42	35.7	
FLEMISTER, C'Bo	1	3	8	3	5	1.7	0	7	5.0	4	4	8	3	5	1.2	0	7	1.2	
Total	1	42	248	18	230	5.5	4	37	230.0										
Opponents	1	47	299	50	249	5.3	2	44	249.0										
<b>Passing</b>	gp	effic	comp-att-int	pct	yds	td	lg	avg/g		gp	effic	comp-att-int	pct	yds	td	lg	avg/g		
BOOK, Ian	1	145.70	14-23-0	60.9	193	1	34	193.0		23	147.20	274-412-11	66.5	3277	24	66	142.5		
Total	1	145.70	14-23-0	60.9	193	1	34	193.0											
Opponents	1	83.06	12-28-0	42.9	134	0	37	134.0											
<b>Receiving</b>	gp	no.	yds	avg	td	lg	avg/g			gp	no.	yds	avg	td	lg	avg/g			
CLAYPOOL, Chase	1	5	94	18.8	0	34	94.0			38	89	1216	13.7	6	44	32.0			
TREMBLE, Tommy	1	3	49	16.3	1	26	49.0			1	3	49	16.3	1	26	49.0			
KEYS III, Lawrence	1	2	15	7.5	0	10	15.0			1	2	15	7.5	0	10	15.0			
ARMSTRONG, Jafar	1	1	16	16.0	0	16	16.0			11	15	175	11.7	0	27	15.9			
McKINLEY, Javon	1	1	11	11.0	0	11	11.0			11	1	11	11.0	0	11	1.0			
SMITH, Jahmir	1	1	6	6.0	0	6	6.0			3	2	20	10.0	0	14	6.7			
FINKE, Chris	1	1	2	2.0	0	2	2.0			37	66	797	12.1	4	56	21.5			
Total	1	14	193	13.8	1	34	193.0												
Opponents	1	12	134	11.2	0	37	134.0												
<b>Total Offense</b>	g	plays	rush	pass	total	avg/g				g	plays	rush	pass	total	avg/g				
BOOK, Ian	1	37	81	193	274	274.0				23	558	568	3277	3845	167.2				
JONES Jr., Tony	1	15	110	0	110	110.0				26	142	734	0	734	28.2				
SMITH, Jahmir	1	8	24	0	24	24.0				3	14	52	0	52	17.3				
ARMSTRONG, Jafar	1	2	10	0	10	10.0				11	74	393	0	393	35.7				
FLEMISTER, C'Bo	1	3	5	0	5	5.0				4	4	5	0	5	1.2				
Total	1	65	230	193	423	423.0													
Opponents	1	75	249	134	383	383.0													
<b>Scoring</b>	td	fg	PAT				dxp	saf	pts	td	fg	PAT				dxp	saf	pts	
SMITH, Jahmir	2	-	-	-	-	-	-	-	12	2	-	-	-	-	-	-	-	-	12
TREMBLE, Tommy	1	-	-	-	-	-	-	-	6	1	-	-	-	-	-	-	-	-	6
BOOK, Ian	1	-	-	-	-	-	-	-	6	5	-	-	-	-	1-3	-	-	-	30
JONES Jr., Tony	1	-	-	-	-	-	-	-	6	8	-	-	-	-	-	-	-	-	48
DOERER, Jonathan	-	-	5-5	-	-	-	-	-	5	-	1-1	10-11	-	-	-	-	-	-	13
Total	5	-	5-5	-	-	-	-	-	35										
Opponents	2	1-1	2-2	-	-	-	-	-	17										
<b>Punt Returns</b>	no.	yds	avg	td	lg					no.	yds	avg	td	lg					
FINKE, Chris	1	-2	-2.0	0	0					54	420	7.8	0	52					
Total	1	-2	-2.0	0	0														
Opponents	0	0	0.0	0	0														
<b>Kick Returns</b>	no.	yds	avg	td	lg					no.	yds	avg	td	lg					
WILLIAMS, Kyren	1	16	16.0	0	16					1	16	16.0	0	16					
Total	1	16	16.0	0	16														
Opponents	3	59	19.7	0	26														
<b>Interceptions</b>	no.	yds	avg	td	lg					no.	yds	avg	td	lg					
Total	0	0	0.0	0	0														
Opponents	0	0	0.0	0	0														
<b>Fumble Returns</b>	no.	yds	avg	td	lg					no.	yds	avg	td	lg					
HAYES, Daelin	1	2	2.0	0	2					1	2	2.0	0	2					
Total	1	2	2.0	0	2														
Opponents	0	0	0.0	0	0														

**2019 Notre Dame Football**  
**Notre Dame Individual Season/Career Statistics (as of Sep 09, 2019)**  
**All games**

SEASON										CAREER									
All Purpose	g	rush	rcv	pr	kr	ir	total	avg/g		g	rush	rcv	pr	kr	ir	total	avg/g		
JONES Jr., Tony	1	110	0	0	0	0	110	110.0		26	734	169	0	18	0	921	35.4		
CLAYPOOL, Cha	1	0	94	0	0	0	94	94.0		38	6	1216	0	0	0	1222	32.2		
BOOK, Ian	1	81	0	0	0	0	81	81.0		23	568	0	0	0	0	568	24.7		
TREMBLE, Tom	1	0	49	0	0	0	49	49.0		1	0	49	0	0	0	49	49.0		
SMITH, Jahmir	1	24	6	0	0	0	30	30.0		3	52	20	0	0	0	72	24.0		
ARMSTRONG, J	1	10	16	0	0	0	26	26.0		11	393	175	0	20	0	588	53.5		
WILLIAMS, Kyre	1	0	0	0	16	0	16	16.0		1	0	0	0	16	0	16	16.0		
KEYS III, Lawren	1	0	15	0	0	0	15	15.0		1	0	15	0	0	0	15	15.0		
McKINLEY, Javo	1	0	11	0	0	0	11	11.0		11	0	11	0	0	0	11	1.0		
FLEMISTER, C'B	1	5	0	0	0	0	5	5.0		4	5	0	0	65	0	70	17.5		
Total	1	230	193	-2	16	0	437	437.0											
Opponents	1	249	134	0	59	0	442	442.0											

Field Goals	att	good	long	blkd		att	good	long	blkd
Total	0	0	0	0					
Opponents	1	1	42	0					

Punting	no.	yds	avg	lg	blk		no.	yds	avg	lg	blk
BRAMBLETT, Jay	6	236	39.3	46	0		6	236	39.3	46	0
Total	6	236	39.3	46	0						
Opponents	5	207	41.4	52	0						

Kickoffs	no.	yds	avg	tb	ob		no.	yds	avg	tb	ob
DOERER, Jonathan	6	371	61.8	2	0		94	5676	60.4	36	4
Total	6	371	61.8	2	0						
Opponents	4	205	51.2	1	0						

#	Defensive Leaders	gp	ua	a	total	tfl	sack	int	pbu	fr	ff	blk	gp	ua	a	total	tfl	sack	int	pbu	fr	ff	blk
11	GILMAN, Alohi	1	6	4	10	0.5	.	.	.	1	1	.	14	65	40	105	3.5	.	2	5	1	4	.
6A	OWUSU-KORAMOAH,	1	6	3	9	2.0	.	.	.	.	.	.	3	6	3	9	2.0	.	.	.	.	.	.
40	WHITE, Drew	1	3	2	5	2.0	1.0	.	1	.	.	.	5	5	8	13	2.0	1.0	.	1	.	.	.
2A	CRAWFORD, Shaun	1	4	.	4	0.0	.	.	.	.	.	.	15	29	13	42	1.5	1.5	3	5	2	1	.
2B	BILAL, Asmar	1	3	1	4	0.0	.	.	.	.	.	.	39	46	55	101	7.5	1.0	.	1	1	.	.
5B	KAREEM, Khalid	1	2	2	4	1.0	.	.	.	.	.	.	31	35	32	67	17.0	7.5	.	7	1	1	.
1C	HAMILTON, Kyle	1	4	.	4	0.0	.	.	2	.	.	.	1	4	.	4	0.0	.	.	2	.	.	.
21	ELLIOTT, Jalen	1	3	.	3	0.0	.	.	.	.	.	.	39	70	57	127	1.0	0.5	4	9	.	1	.
95	TAGOVAILOA-AMOSA,	1	1	2	3	0.5	.	.	.	.	.	.	16	8	9	17	2.5	.	.	.	.	.	.
91	OGUNDEJI, Adetokunb	1	3	.	3	1.0	.	.	.	1	.	.	19	14	11	25	4.0	1.5	.	1	.	2	.
5	PRIDE Jr., Troy	1	3	.	3	0.0	.	.	.	.	.	.	33	64	20	84	2.5	.	3	12	2	1	.
28	BRACY, Tariq	1	2	.	2	0.0	.	.	1	.	.	.	13	16	4	20	0.0	.	.	1	.	1	.
5A	BAUER, Bo	1	1	1	2	0.0	.	.	.	.	.	.	14	8	4	12	0.0	.	.	.	.	.	.
5F	ADEMILOLA, Jayson	1	1	1	2	1.0	.	.	1	.	.	.	13	12	9	21	2.5	0.5	.	1	.	.	.
3B	LAMB, Jack	1	1	.	1	0.0	.	.	.	1	.	.	1	1	.	1	0.0	.	.	.	1	.	.
41	HINISH, Kurt	1	1	.	1	1.0	1.0	.	.	.	.	.	26	8	14	22	3.5	2.5	.	.	.	.	.
5C	LACEY, Jacob	1	1	.	1	0.0	.	.	.	.	.	.	1	1	.	1	0.0	.	.	.	.	.	.
2	GENMARK-HEATH, J.	1	1	.	1	0.0	.	.	.	.	.	.	27	17	16	33	0.0	.	.	.	.	.	.
9A	HAYES, Daelin	1	1	.	1	1.0	1.0	.	.	1	.	.	38	38	35	73	12.5	6.0	.	3	4	1	.
42	OKWARA, Julian	1	1	.	1	0.0	.	.	.	.	.	.	37	39	21	60	17.0	10.5	2	1	.	2	.
33	SIMON, Shayne	1	.	.	.	0.0	.	.	.	.	.	.	10	2	2	4	0.5	.	.	1	.	.	.
	Total	1	48	16	64	10	4	.	5	3	2	.											
	Opponents	1	43	18	61	5	3	.	2	1	1	.											

**2019 Notre Dame Football**  
**Notre Dame Team Game-by-Game (as of Sep 04, 2019)**  
**All games**

**TEAM STATISTICS**

Date	Opponent	Rushing				Receiving				Passing				Kick Returns				Punt Returns				tot off
		no.	yds	td	lg	no.	yds	td	lg	cmp-att-int	yds	td	lg	no.	yds	td	lg	no.	yds	td	lg	
Sep 02	at LOUISVILLE	42	230	4	37	14	193	1	34	14-23-0	193	1	34	1	16	0	16	1	-2	0	0	423
Opponents		42	230	4	37	14	193	1	34	14-23-0	193	1	34	1	16	0	16	1	-2	0	0	423
		47	249	2	44	12	134	0	37	12-28-0	134	0	37	3	59	0	26	0	0	0	0	383

Games: 1 • Avg/rush: 5.5 • Avg/catch: 13.8 • Pass effic: 145.70 • KR avg: 16.0 • PR avg: -2.0 • All purpose avg/game: 437.0 • Total offense avg/gm: 423.0

		Tackles				Sacks	Fumble		Pass Defense			blkd	PAT Attempts			off		
Date	Opponent	ua	a	total	tfl-yds	no-yds	ff	fr-yds	int-yds	qbh	brup	kick	kick	rush	rcv	saf	t/o	pts
Sep 02	at LOUISVILLE	48	16	64	10.0-35	4.0-13	2	3-2	0-0	3	5	0	5-5	0	0	0	7	35
		48	16	64	10.0-35	3.0-13	2	3-2	0-0	3	5	0	5-5	0	0	0	7	35
Opponents		43	18	61	5.0-18	2.0-12	1	1-0	0-0	4	2	0	2-2	0	0	0	0	17

		Punting									Field Goals			Kickoffs				
Date	Opponent	no.	yds	avg	long	blkd	tb	fc	50+	i20	md-att	long	blkd	no.	yds	avg	tb	ob
Sep 02	at LOUISVILLE	6	236	39.3	46	0	0	5	0	2	0-0	0	0	6	371	61.8	2	0
		6	236	39.3	46	0	0	5	0	2	0-0	0	0	6	371	61.8	2	0
Opponents		5	207	41.4	52	0	0	4	1	1	1-1	42	0	4	205	51.2	1	0

## 2019 Notre Dame Football Notre Dame Team Game-by-Game Comparison (as of Sep 04, 2019) All games

Opponent	Score	First Downs				Rushing	Passing		Total Offense	Return	Turn-
		Total	Rush	Pass	Pen	Number-Yards	Comp-Att-Int	Yards	Plays-Yards	Yards	Overs
LOUISVILLE	35 - 17	18 / 21	9 / 14	9 / 6	0 / 1	42-230 / 47-249	14-23-0 / 12-28-0	193 / 134	65-423 / 75-383	16 / 59	1 / 3
Totals	35 - 17	18 / 21	9 / 14	9 / 6	0 / 1	42-230 / 47-249	14-23-0 / 12-28-0	193 / 134	65-423 / 75-383	16 / 59	1 / 3

Opponent	3rd Down	4th Down	Time of	TOP	Avg	Avg	Avg	Punting	Penalties	
	Conversions	Conversions	Possession	Margin	Yds/Rush	Yds/Pass	Yds/Play	Number-Avg	Number-Yards	Sacks
LOUISVILLE	5-12 / 6-15	0-1 / 1-2	28:00 / 32:00	-4:00	5.5 / 5.3	8.4 / 4.8	6.5 / 5.1	6-39.3 / 5-41.4	4-20 / 8-50	4 / 3
Totals	5-12 / 6-15	0-1 / 1-2	28:00 / 32:00	-4:00	5.5 / 5.3	8.4 / 4.8	6.5 / 5.1	6-39.3 / 5-41.4	4-20 / 8-50	4 / 3

Note: Game totals are displayed in the format TEAM/OPPONENT for each category

**NOTRE DAME INDIVIDUAL GAME HIGHS**

Rushes	15	JONES Jr., Tony at LOUISVILLE (Sep 02, 2019)
Yards Rushing	110	JONES Jr., Tony at LOUISVILLE (Sep 02, 2019)
TD Rushes	2	SMITH, Jahmir at LOUISVILLE (Sep 02, 2019)
Long Rush	37	BOOK, Ian at LOUISVILLE (Sep 02, 2019)
Pass attempts	23	BOOK, Ian at LOUISVILLE (Sep 02, 2019)
Pass completions	14	BOOK, Ian at LOUISVILLE (Sep 02, 2019)
Yards Passing	193	BOOK, Ian at LOUISVILLE (Sep 02, 2019)
TD Passes	1	BOOK, Ian at LOUISVILLE (Sep 02, 2019)
Long Pass	34	BOOK, Ian at LOUISVILLE (Sep 02, 2019)
Receptions	5	CLAYPOOL, Chase at LOUISVILLE (Sep 02, 2019)
Yards Receiving	94	CLAYPOOL, Chase at LOUISVILLE (Sep 02, 2019)
TD Receptions	1	TREMBLE, Tommy at LOUISVILLE (Sep 02, 2019)
Long Reception	34	CLAYPOOL, Chase at LOUISVILLE (Sep 02, 2019)
Punts	6	BRAMBLETT, Jay at LOUISVILLE (Sep 02, 2019)
Punting Avg	39.3	BRAMBLETT, Jay at LOUISVILLE (Sep 02, 2019)
Long Punt	46	BRAMBLETT, Jay at LOUISVILLE (Sep 02, 2019)
Punts inside 20	2	BRAMBLETT, Jay at LOUISVILLE (Sep 02, 2019)
Long Kickoff Return	16	WILLIAMS, Kyren at LOUISVILLE (Sep 02, 2019)
Tackles	10	GILMAN, Alohi at LOUISVILLE (Sep 02, 2019)
Sacks	1.0	HAYES, Daelin at LOUISVILLE (Sep 02, 2019)
	1.0	WHITE, Drew at LOUISVILLE (Sep 02, 2019)
	1.0	HINISH, Kurt at LOUISVILLE (Sep 02, 2019)
Tackles For Loss	2.0	OWUSU-KORAMOA, Jer. at LOUISVILLE (Sep 02, 2019)
	2.0	WHITE, Drew at LOUISVILLE (Sep 02, 2019)

**OPPONENT INDIVIDUAL GAME HIGHS**

Rushes	19	Hawkins, J., at LOUISVILLE (Sep 02, 2019)
Yards Rushing	122	Hawkins, J., at LOUISVILLE (Sep 02, 2019)
TD Rushes	2	Pass, J., at LOUISVILLE (Sep 02, 2019)
Long Rush	44	Hawkins, J., at LOUISVILLE (Sep 02, 2019)
Pass attempts	27	Pass, J., at LOUISVILLE (Sep 02, 2019)
Pass completions	12	Pass, J., at LOUISVILLE (Sep 02, 2019)
Yards Passing	134	Pass, J., at LOUISVILLE (Sep 02, 2019)
Long Pass	37	Pass, J., at LOUISVILLE (Sep 02, 2019)
Receptions	5	Atwell, T., at LOUISVILLE (Sep 02, 2019)
Yards Receiving	47	Atwell, T., at LOUISVILLE (Sep 02, 2019)
Long Reception	37	Ford, M., at LOUISVILLE (Sep 02, 2019)
Field Goals	1	Creque, B., at LOUISVILLE (Sep 02, 2019)
Long Field Goal	42	Creque, B., at LOUISVILLE (Sep 02, 2019)
Punts	5	King, M., at LOUISVILLE (Sep 02, 2019)
Punting Avg	41.4	King, M., at LOUISVILLE (Sep 02, 2019)
Long Punt	52	King, M., at LOUISVILLE (Sep 02, 2019)
Punts inside 20	1	King, M., at LOUISVILLE (Sep 02, 2019)
Long Kickoff Return	26	Hall, H., at LOUISVILLE (Sep 02, 2019)
Tackles	7	Yeast, R., at LOUISVILLE (Sep 02, 2019)
	7	Okeke, N., at LOUISVILLE (Sep 02, 2019)
Sacks	1.0	Burns, R., at LOUISVILLE (Sep 02, 2019)
	1.0	Okeke, N., at LOUISVILLE (Sep 02, 2019)
Tackles For Loss	1.0	Hicks, R., at LOUISVILLE (Sep 02, 2019)
	1.0	Burns, R., at LOUISVILLE (Sep 02, 2019)
	1.0	Okeke, N., at LOUISVILLE (Sep 02, 2019)
	1.0	Robinson, G., at LOUISVILLE (Sep 02, 2019)

**NOTRE DAME TEAM GAME HIGHS**

Rushes	42	at LOUISVILLE (Sep 02, 2019)
Yards Rushing	230	at LOUISVILLE (Sep 02, 2019)
Yards Per Rush	5.5	at LOUISVILLE (Sep 02, 2019)
TD Rushes	4	at LOUISVILLE (Sep 02, 2019)
Pass attempts	23	at LOUISVILLE (Sep 02, 2019)
Pass completions	14	at LOUISVILLE (Sep 02, 2019)
Yards Passing	193	at LOUISVILLE (Sep 02, 2019)
Yards Per Pass	8.4	at LOUISVILLE (Sep 02, 2019)
TD Passes	1	at LOUISVILLE (Sep 02, 2019)
Total Plays	65	at LOUISVILLE (Sep 02, 2019)
Total Offense	423	at LOUISVILLE (Sep 02, 2019)
Yards Per Play	6.5	at LOUISVILLE (Sep 02, 2019)
Points	35	at LOUISVILLE (Sep 02, 2019)
Sacks By	4	at LOUISVILLE (Sep 02, 2019)
First Downs	18	at LOUISVILLE (Sep 02, 2019)
Penalties	4	at LOUISVILLE (Sep 02, 2019)
Penalty Yards	20	at LOUISVILLE (Sep 02, 2019)
Turnovers	1	at LOUISVILLE (Sep 02, 2019)
Punts	6	at LOUISVILLE (Sep 02, 2019)
Punting Avg	39.3	at LOUISVILLE (Sep 02, 2019)
Long Punt	46	at LOUISVILLE (Sep 02, 2019)
Punts inside 20	2	at LOUISVILLE (Sep 02, 2019)

**OPPONENT TEAM GAME HIGHS**

Rushes	47	at LOUISVILLE (Sep 02, 2019)
Yards Rushing	249	at LOUISVILLE (Sep 02, 2019)
Yards Per Rush	5.3	at LOUISVILLE (Sep 02, 2019)
TD Rushes	2	at LOUISVILLE (Sep 02, 2019)
Pass attempts	28	at LOUISVILLE (Sep 02, 2019)
Pass completions	12	at LOUISVILLE (Sep 02, 2019)
Yards Passing	134	at LOUISVILLE (Sep 02, 2019)
Yards Per Pass	4.8	at LOUISVILLE (Sep 02, 2019)
Total Plays	75	at LOUISVILLE (Sep 02, 2019)
Total Offense	383	at LOUISVILLE (Sep 02, 2019)
Yards Per Play	5.1	at LOUISVILLE (Sep 02, 2019)
Points	17	at LOUISVILLE (Sep 02, 2019)
Sacks By	3	at LOUISVILLE (Sep 02, 2019)
First Downs	21	at LOUISVILLE (Sep 02, 2019)
Penalties	8	at LOUISVILLE (Sep 02, 2019)
Penalty Yards	50	at LOUISVILLE (Sep 02, 2019)
Turnovers	3	at LOUISVILLE (Sep 02, 2019)
Punts	5	at LOUISVILLE (Sep 02, 2019)
Punting Avg	41.4	at LOUISVILLE (Sep 02, 2019)
Long Punt	52	at LOUISVILLE (Sep 02, 2019)
Punts inside 20	1	at LOUISVILLE (Sep 02, 2019)



##	PLAYER	GP-GS	LOU
6	JONES Jr.	1/1	START
5	PRIDE Jr.	1/1	START
5F	ADEMILOLA, Jay.	1/-	XXX
8	ARMSTRONG	1/1	START
69	BANKS	1/1	START
5A	BAUER	1/-	XXX
2B	BILAL	1/-	XXX
12	BOOK	1/1	START
28	BRACY	1/-	XXX
19	BRAMBLETT	1/-	XXX
1A	DJ BROWN	1/-	XXX
83	CLAYPOOL	1/1	START
2A	CRAWFORD	1/1	START
39	DOERER	1/-	XXX
74	EICHENBERG	1/1	START
21	ELLIOTT	1/1	START
10	FINKE	1/1	START
20	FLEMISTER	1/-	XXX
2	GENMARK-HEATH	1/1	START
76	GIBBONS	1/-	XXX
11	GILMAN	1/1	START
3	GRIFFITH	1/-	XXX
72	HAINSEY	1/1	START
1C	HAMILTON	1/-	XXX
9A	HAYES	1/-	XXX
41	HINISH	1/1	START
13	KEYS III	1/-	XXX
45	Jon. JONES	1/-	XXX
5B	KAREEM	1/1	START
2D	KISER	1/-	XXX
78	KRAEMER	1/1	START
5C	LACEY	1/-	XXX
3B	LAMB	1/-	XXX
75	LUGG	1/-	XXX
88	McKINLEY	1/-	XXX
1B	MOALA	1/-	XXX
91	OGUNDEJI	1/-	XXX
42	OKWARA	1/1	START
6A	OWUSU-KORAMOA	1/1	START
55	PATTERSON	1/1	START
3C	PELINI	1/-	XXX
54	SHANNON	1/-	XXX
33	SIMON	1/-	XXX
34	J. SMITH	1/-	XXX
95	TAGOVAILOA-AMOS	1/1	START
24	TREMBLE	1/-	XXX
40	WHITE	1/1	START

##	PLAYER	GP-GS	LOU
18	WILKINS	1/-	XXX
23	K WILLIAMS	1/-	XXX
89	WRIGHT	1/1	START