



2016-17 NOTRE DAME HOCKEY GAME NOTES

Fighting Irish Media ▶ Dan Colleran ▶ dcollera@nd.edu ▶ 574-339-9810 (c) ▶ UND.com/NDHockey

2016-17 SCHEDULE

OCTOBER

2	USNTDP (Exhibition)	W, 5-1
7	Arizona State [CSN+]	W, 9-2
8	Arizona State	W, 4-2
14	at #4/4 Minnesota Duluth [FCS]	L, 4-3
15	at #4/4 Minnesota Duluth	W, 3-1
21	Penn State [CSN+]	T, 3-3 (ot)
22	Penn State [NBCSN]	L, 3-2 (ot)
27	Connecticut * [CSN]	L, 4-2
28	Connecticut *	W, 6-2

NOVEMBER

12	at Northeastern *	W, 5-2
13	at Northeastern *	T, 0-0
17	#5/6 UMass Lowell *	L, 4-1
18	#5/6 UMass Lowell *	W, 4-1
25	Holy Cross \$	W, 5-3
26	Clarkson \$	L, 2-0

DECEMBER

2	at Massachusetts * [ASN]	L, 5-4
3	at Massachusetts *	W, 3-0
10	#3/4 Boston College * [NBCSN]	7:10 p.m.
31	Alaska	4:05 p.m.

JANUARY

1	Alaska	2:05 p.m.
6	Michigan Tech [NBCSN]	7:35 p.m.
7	Michigan Tech [NBCSN]	7:00 p.m.
13	at Merrimack *	7:35 p.m.
14	at Merrimack *	7:00 p.m.
20	New Hampshire *	7:35 p.m.
21	New Hampshire *	7:05 p.m.
28	at Boston College *	7:05 p.m.

FEBRUARY

3	Vermont * [NBCSN]	7:35 p.m.
4	Vermont * [NBCSN]	6:35 p.m.
10	vs. Maine * ^	7:05 p.m.
11	at Maine *	7:05 p.m.
17	Providence * [NBCSN]	7:35 p.m.
18	Providence * [NBCSN]	7:05 p.m.
24	at Boston University *	6:05 p.m.
25	at Boston University *	7:05 p.m.

MARCH

3-5	Hockey East First Round &	TBA
10-12	Hockey East Quarterfinals &	TBA
17	Hockey East Semifinals %	TBA
18	Hockey East Championship %	TBA
24	NCAA Regional @	TBA
25	NCAA Regional @	TBA
26	NCAA Regional @	TBA

APRIL

6	NCAA Frozen Four #	TBA
8	NCAA Frozen Four #	TBA

Home Games in bold

All times are subject to change and listed in EST [denotes television coverage] | additional coverage TBA

* - denotes a Hockey East game

\$ - Shillelagh Tournament (at Notre Dame, Ind.)

^ - Cross Insurance Arena (Portland, Maine)

& - Campus sites

% - TD Garden (Boston, Mass.)

@ - 2017 NCAA Regionals

East Regional [Providence, R.I.]

West Regional [Fargo, N.D.]

Midwest Regional [Cincinnati, Ohio]

Northeast Regional [Manchester, N.H.]

- 2017 NCAA Frozen Four hosted by the University of Notre Dame and the Chicago Sports Commission [United Center | Chicago, Ill.]

GAME 17



#13/14 University of Notre Dame Fighting Irish

(8-6-2, 4-3-1 HEA)



#3/4 Boston College Eagles

(13-5-1, 8-0-1 HEA)

GAME 17

Matchup: Boston College at Notre Dame

Date: Saturday, Dec. 10

Time: 7:10 p.m. (ET)

Site: Notre Dame, Ind.

Arena: Compton Family Ice Arena (5,022)

Television: NBC Sports Network [NBCSN]

Play-by-Play: Steve Schlanger

Analyst: Anson Carter

Live Streaming: NBC Sports App

Live Radio | Audio: WZOC 94.3 FM | WatchND

Play-by-Play: Darin Pritchett

Live Stats: Und.com

Live Updates: @NDHockey

Series History: BC leads, 21-18-2

OVERVIEW

▶ No. 13/14 Notre Dame closes out its first semester slate by playing host to rival and No. 3/4 Boston College on Saturday night.

▶ The Irish are coming off a game two, 3-0 shutout victory at Massachusetts (Dec. 3), while the Eagles defeated Northeastern, 5-3, on Tuesday night (Dec. 6).

▶ Notre Dame and Boston College will be playing for the 42nd time in a rivalry that dates back to 1969 and includes a meeting in the 2008 NCAA Championship game.

What's Inside

University Information & Quick Facts	2
Notes	1-5
Series History vs. Boston College	2
National Polls & Notre Dame in the Polls	4
2016-17 Honors & Awards	4
Roster by Major/School	5
Notre Dame Roster & Coaching Staff	6
Geographic Breakdown	6
Head Coach Jeff Jackson	7
The Last Time ...	8
Notre Dame's Record When ...	8
2016-17 Stats	9-14
2016-17 Individual Game-by-Game	15
2016-17 Box Scores	16-19
Individual Player Pages/Career Highs	20-33

THE SERIES

▶ Boston College holds a slight edge in the all-time series, 21-18-2.

▶ The series began Dec. 20, 1969 and, since 1995, the teams have met every year except for two (1999-2000 and 2005-06).

▶ Last season, the Irish and Eagles split their regular-season series.

66

Junior goaltender **Cal Petersen** has started 66 consecutive games in the Irish net dating back to his freshman season.

26

Junior forward **Anders Bjork** second in Hockey East and tied for fourth in the country with 26 points (11-15-26). Bjork also ranks first in the country with 13 third period points.

.628

Junior forward **Jake Evans** ranks third in Hockey East and 14th in the country with a .628 faceoff winning percentage this season (201 wins -119 losses).



NDHockey



ND_Hockey



NotreDameHockey



NotreDameHockey

UNIVERSITY INFORMATION

School: University of Notre Dame
 Location: Notre Dame, IN 46556
 Founded: 1842
 Enrollment: 8,475 (undergraduate), 12,126 (total)
 Nickname: Fighting Irish
 Colors: Gold and Blue
 Affiliation: NCAA Division I
 Conference: Hockey East Association (HEA)
 President: Rev. John I. Jenkins, C.S.C. (Notre Dame '76)
 Provost: Thomas Burish
 NCAA Faculty Representative: Patricia Bellia (Harvard '91)
 Athletics Director: Jack Swarbrick (Notre Dame '76)
 Sr. Assoc. Athletic Director/Sport Administrator: Tom Nevala (Notre Dame '90)
 Ticket Office Phone: (574) 631-7356
 Home Ice (capacity): Compton Family Ice Arena (5,022)
 Charles "Lefty" Smith Rink
 Ice Surface: 200 x 90

HOCKEY STAFF INFORMATION

Head Coach: Jeff Jackson (Michigan State '78)
 Record at Notre Dame: 252-160-50 (12th season)
 Record Overall 434-212-75 (18th season)
 Hockey East Record/Years: 37-23-11 (fourth season)
 Associate Head Coach: Paul Pooley (Ohio State '84)
 Associate Coach: Andy Slaggert (Notre Dame '89)
 Volunteer Assistant Coach: Kevin Lind (Notre Dame '14)
 Coordinator of Hockey Operations: Nick Sieregij (Wisconsin-River Falls '06)
 Athletic Trainer: Kevin Ricks
 Equipment Specialist: Scott Eastman
 Strength and Conditioning: Tony Rolinski
 Senior Team Managers: Taek Lee, Meghan Thompson, Amelia Legault-Laroche
 Administrative Assistant: Sue Halasz
 Hockey Office Phone: (574) 631-3630
 Hockey Office Fax: (574) 631-4897

MEDIA RELATIONS INFORMATION

Associate Director, Athletics Communications (Hockey SID): Dan Colleran
 Office Phone: (574) 631-7519
 Cell Phone: (574) 339-9810
 Hockey Media Relations E-Mail: dcollera@nd.edu
 Compton Family Ice Arena Press Box Phone: (574) 631-4899
 Mailing Address: University of Notre Dame
 100 Compton Family Ice Arena
 Notre Dame, IN 46629
 Web Site: www.und.com/NDHockey
 Twitter: @NDHockey
 Instagram: ND_Hockey
 Facebook: facebook.com/NotreDameHockey
 Snapchat NotreDameHockey

TEAM INFORMATION

2015-16 Overall Record: 19-11-7
 2015-16 Hockey East Record/Finish 15-5-2 (3rd)
 2015-16 Postseason: Hockey East Quarterfinals
 NCAA Midwest Regional Semifinals
 Letter Winners Returning: 17 (10 forwards, 5 defensemen, 2 goaltenders)
 Letter Winners Lost: 7 (4 forwards, 2 defensemen, 1 goaltender)
 Newcomers: 8 (5 forwards, 2 defensemen, 1 goaltender)
 2016-17 Captain: Cal Petersen (C)
 2016-17 Alternate Captains: Anders Bjork (A), Jake Evans (A)
 Luke Ripley (A)
 NCAA Appearances Eight (Last: 2016)
 NCAA Frozen Four Appearances Two (2008 & 2011)
 All-Americans 12 players/13 times (Last: Robbie Russo in 2015)
 Academic All-Americans Nine (Last: Peter Schneider in 2015)

► In game one last year, the Irish trailed 3-1 at 7:05 of the third period but rallied to score three straight goals to post a 4-3, come-from-behind win at third-ranked Boston College on Dec. 10 at Conte Forum.

► In Notre Dame's 3-1 Senior Night victory on Feb. 28, 2015, Cal Petersen made 55 saves - his highest career save total in a regular season game.

► The Eagles helped dedicate the Compton Family Ice Arena on Nov. 18, 2011 as No. 4 Notre Dame downed No. 3 BC, 3-2 in overtime when Bryan Rust scored with 1.1 seconds remaining.

► Boston College led the first half of the series, going 14-7-2 against the Irish from 1969-2002, but Notre Dame has led the rivalry since, going 11-7-0 since 2003.

► The teams met in the 2014 Hockey East quarterfinals with Notre Dame claiming the best-of-three series at Conte Forum in Chestnut Hill, Mass., upsetting the top-seeded Eagles.

► Other recent notable meetings include a 4-3 BC win at Fenway Park (Jan. 4, 2014), while BC also defeated the Irish 4-1 in the 2008 NCAA Championship game in Denver, Colorado (Notre Dame's first appearance in the NCAA Championship game).

BY THE NUMBERS (national rank/60)

Category	BC	ND
Goals/game	3.72 (5)	3.42 (14)
GAA/game	2.41 (15)	2.41 (14)
Power Play %	16.48 (37)	17.98 (25)
PK %	82.35 (35)	84.72 (20)
Penalties/game	7.07 (49)	5.64 (18)
PIM/game	17.55 (56)	14.71 (39)

BJORK PLAYING LEAD ROLE

► Junior forward Anders Bjork, a 2014 fifth-round pick by Boston, is one of the country's leading scorers with 11 goals and 15 assists for 26 points.

► Bjork reached the 25-point plateau in his 15th game of the season, marking the fastest any Notre Dame player has reach 25 points in the Coach Jackson era (and dating back to at least 2001-02).

► Bjork has been held without a point in just four of Notre Dame's 16 games this season (one of which was the 0-0, two-period tie at Northeastern).

► Bjork has posted seven multi-point games, including four-point games against ASU (Oct. 8) and UConn (Oct. 28).

► The Irish are 8-3-1 on the season when Bjork notches at least one point (5-2-0 when he scores at least one goal).

Series History

THE SERIES

Series: BC leads, 21-18-2 (41 games)
 At Notre Dame: BC leads, 9-5-1
 At Boston College: ND leads, 11-9-1
 At Neutral Sites: BC leads, 3-2-0
 One-Goal Wins: BC 4, ND 8
 Last Meeting: Jan. 29, 2016

GAME-BY-GAME vs. BOSTON COLLEGE

YEAR	SITE	W	L	T	SCORE
1969-70	Boston College		L		3-7
	Notre Dame		L		4-7
1970-71	Boston College	W			5-3
1971-72	Chicago, Ill. (N)	W			14-3
	New York, N.Y. (N)	W			7-4
1972-73	Boston College		L		4-11
1973-74	Notre Dame		L		3-4
1974-75	Boston College	W			7-4
1975-76	Notre Dame	W			6-5
1976-77	Boston College	W			7-4
1977-78	Notre Dame		L		4-8
1978-79	Boston College		L		5-10
1988-89	Boston College		L		5-7
1990-91	Boston College		L		1-8
1994-95	Boston College	W			3-2
1995-96	Notre Dame		L		5-7
1996-97	Boston College		L		1-6
1997-98	Notre Dame		L		2-3
1998-99	Boston College			T	5-5 (ot)
2000-01	Omaha, Neb. (N)		L		1-4
	Notre Dame		L		3-5
2001-02	Boston College		L		1-4
2002-03	Notre Dame			T	3-3 (ot)
2003-04	Boston College	W			1-0
2004-05	Notre Dame	W			3-2
2006-07	Boston College	W			7-1
2007-08	Denver, Colo. (N)		L		1-4
2008-09	Boston College	W			4-1
2009-10	Notre Dame		L		2-3
2010-11	Notre Dame	W			2-1
2011-12	Notre Dame	W			3-2 (ot)
2012-13	Boston College		L		1-3
2013-14	Boston, Mass. (N)		L		3-4
	Boston College	W			2-1 (ot)
	Boston College	W			7-2
	Boston College	L			2-4
	Boston College	W			4-2
2014-15	Notre Dame		L		0-2
	Notre Dame	W			3-1
2015-16	Boston College	W			4-3
	Notre Dame		L		4-0

CAREER STATS vs. BOSTON COLLEGE

Jordan Gross	4 GP, 2-1-3
Anders Bjork	4 GP, 1-1-2
Dennis Gilbert	2 GP, 1-1-2
Jack Jenkins	2 GP, 1-0-1
Andrew Oglevie	2 GP, 1-0-1
Jake Evans	4 GP, 0-1-1
Bobby Nardella	2 GP, 0-1-1
Joe Wegwerth	2 GP, 0-1-1
Dawson Cook	4 GP, 0-1-1
Connor Hurley	4 GP, 0-0-0
Luke Ripley	4 GP, 0-0-0
Dylan Malmquist	2 GP, 0-0-0

Cal Petersen 4-4 (GP-GS), 2-2-0,
 2.52 GAA, .936 Sv.%

Chad Katunar 0-0 (GP-GS), 0-0-0
 0.00 GAA, .000 Sv.%

BJORK RANKS

Category	HEA Rank*	NCAA Rank*
Goals (11)	t-2nd	t-8th
GWG (3)	t-1st	t-2nd
Assists (14)	t-4th	t-9th
Points (26)	2nd	t-4th
Points/game (1.62)	2nd	7th
Pts./3rd period (11)	1st	1st

* - Entering Dec. 9 games

LAST WEEKEND: SPLIT AT UMASS

► With the Irish trying to erase a 3-0 deficit after two periods of play, Anders Bjork scored two goals and Bobby Nardella scored a goal and added two assists in a frantic third period but it was not enough as Massachusetts held on for a 5-4, game one (Dec. 2) win at the Mullins Center (2,481).

► The following night (Dec. 3), Jake Evans scored twice and Cal Petersen stopped all 22 shots he faced to help lead Notre Dame to a 3-0 win.

► Petersen's 22 saves included four big saves when the Irish killed off overlapping penalties in the first period, including 35 seconds of a 5-on-3 advantage.

► Petersen's shutout was his second of the season and the seventh of his career.

THIRD PERIOD SURGE

► Notre Dame is outscoring opponents by a 25-10 margin in third periods this season.

► Notre Dame's 25 third period goals rank tied for first in the country with Boston College.

► The Fighting Irish are averaging 1.56 goals per third period, which ranks third in the country.

► Anders Bjork leads the country in third period points (13).

OGLEVIE ON THE OFFENSIVE

► Sophomore forward Andrew Oglevie has 17 points (7-10-17) through 16 games.

► Last season as a freshman, Oglevie totalled nine points (5-4-9) in 31 games.

► Oglevie's offensive production has been boosted by increased time on the power play, where he has scored three goals and added seven assists for 10 points.

TOP MARKS IN THE COUNTRY

► Released on Nov. 15, the Irish rank third in NCAA Div. I hockey in the Graduation Success Rate (GSR) with a score of 94 (Bowling Green is first with 100, followed by Air Force at 96).

► Notre Dame also ranks first in NCAA Div. I hockey in the Federal Rate (measured by the federal government in its Department of Education report) with a score of 82.

► Miami is second in the Federal Rate with a

score of 79.

► The University of Notre Dame has claimed a share of the 2016 national championship for graduating student-athletes in all sports - in the process posting the top NCAA Graduation Success Rate (GSR) figure (98) for its student-athletes for the 10th straight year.

JACKSON REACHES 250

► In the midst of his 12th season behind the Irish bench, Head Coach Jeff Jackson notched his 250th career win with Notre Dame in the 5-2 victory at Northeastern on Nov. 12. (now 253-160-48).

► Only Charles "Lefty" Smith has more wins as Notre Dame's head coach (307-320-31).

IN THE RANKS

► The Irish moved to No. 14 in the USCHO.com poll and to 13 in the USA Today/USA Hockey Magazine national polls this week.

► Notre Dame has moved up and down between No. 14 to as high as No. 3 this season in the polls.

► Prior to this season (Oct. 10-17) the last time the Irish had reached the top five in the polls was on Nov. 11, 2013 (No. 4 in USCHO.com and No. 3 in the USA Today/USA Hockey Magazine).

Current Irish in the National Hockey League Draft



Connor Hurley

2013 | Second Round | 38th Overall
Buffalo Sabres



Cal Petersen

2013 | Fifth Round | 129th Overall
Buffalo Sabres



Anders Bjork

2014 | Fifth Round | 146th Overall
Boston Bruins




Jake Evans

2014 | Seventh Round | 207th Overall
Montreal Canadiens



Joe Wegwerth

2014 | Fourth Round | 92nd Overall
Florida Panthers



Dennis Gilbert

2015 | Third Round | 91st Overall
Chicago Blackhawks



Cam Morrison

2016 | Second Round | 40th Overall
Colorado Avalanche



Andrew Peeke

2016 | Second Round | 34th Overall
Columbus Blue Jackets



**USCHO.com Division I Men's Poll
(Dec. 5, 2016)**

Rk.	Team (1st-place votes)	Record	Points	Last Wk.
1.	Minnesota Duluth (44)	10- 2-2	993	1
2.	Denver (6)	11- 2-3	955	2
3.	Penn State	13- 1-1	830	7
4.	Boston College	12- 5-1	801	3
5.	Boston University	8- 4-2	764	6
6.	Harvard	8- 2-1	737	8
7.	Quinnipiac	10- 5-2	707	5
8.	North Dakota	8- 5-3	648	9
9.	UMass Lowell	8- 5-3	632	4
10.	Ohio State	9- 2-4	573	10
11.	Minnesota	7- 5-2	476	11
12.	Vermont	9- 3-2	406	14
13.	Bemidji State	12- 5-1	348	13
14.	Notre Dame	8- 6-2	339	12
15.	Union	10- 3-2	317	18
16.	Minnesota State	9- 5-2	283	15
17.	St. Cloud State	7- 6-1	226	17
18.	Western Michigan	7- 4-3	180	16
19.	St. Lawrence	9- 5-4	149	19
20.	Omaha	8- 5-3	60	NR

Others receiving votes: Clarkson 28, Cornell 15, Michigan Tech 14, Robert Morris 6, Michigan 5, Army 2, Providence 2, Rochester Institute of Technology 2, New Hampshire 1, Wisconsin 1.

**USA Today/USA Hockey Magazine
College Hockey Poll
(Dec. 5, 2016)**

Rk.	Team, Points (1st-place votes)	Last Week	Record
1.	Minnesota Duluth, 508 (31)	1	10-2-2
2.	University of Denver, 476 (2)	2	11-2-3
3.	Boston College, 400	4	12-5-1
4.	Penn State University, 399	6	13-1-1
5.	Boston University, 351	5	8-4-2
6.	Harvard University, 336	8	8-2-1
7.	UMass Lowell, 284	3	8-5-3
8.	Quinnipiac University, 280	7	10-5-2
9.	University of North Dakota, 255	10	8-5-3
10.	Ohio State University, 236	11	9-2-4
11.	University of Minnesota, 160	9	7-5-2
12.	University of Vermont, 121	14	9-3-2
13.	University of Notre Dame, 83	12	8-6-2
14.	Union College, 45	--	10-3-2
15.	Bemidji State University, 40	--	12-5-1

Others Receiving Votes: Minnesota State University, 37; Western Michigan, 33; St. Cloud State University, 21; St. Lawrence University, 11; University of Nebraska Omaha, 3; Robert Morris University, 1.

Notre Dame in the Polls

Date	USCHO.com	USAToday
Preseason	9	8
Oct. 10	5	6
Oct. 17	3	4
Oct. 24	7	6
Oct. 31	9	9
Nov. 7	9	9
Nov. 14	9	9
Nov. 21	12	11
Nov. 28	12	12
Dec. 5	14	13

NHL ALUMNI REPORT (Entering weekend)

► Eight former Notre Dame hockey players have played in the NHL this season, including a stretch where all eight were in the NHL at the same time (Nov. 21-28).

► It was the first time in program history when eight former players were on active NHL rosters at the same time.

► The single-season record for most former Irish players skating in the NHL during a season was nine in 2011-12.

► Vinnie Hinostroza scored his first career goal and added his first two career assists in Chicago's 4-3 overtime win against Vancouver (Nov. 19).

► Bryan Rust notched his first career hat trick in Pittsburgh's 8-5 win over Ottawa (Dec. 5), including a penalty shot goal (Ian Cole also had two assists in that victory).

Eric Condra, Tampa Bay: 2 GP, 0-0-0

Vinnie Hinostroza, Chicago: 19 GP, 1-2-3

Stephen Johns, Dallas: 20 GP, 2-3-5

Riley Sheahan, Detroit: 27 GP, 0-5-5

Kyle Palmieri, New Jersey: 23 GP, 4-8-12

Anders Lee, New York Islanders: 25 GP, 6-2-8

Ian Cole, Pittsburgh: 26 GP, 2-9-11

Bryan Rust, Pittsburgh: 23 GP, 6-5-11

SHILLELAGH RECAP

► Anders Bjork tallied three points on one goal and two assists to lead Notre Dame to a 5-3 victory over Holy Cross on Friday in the opening round game of the Shillelagh Tournament.

► Tory Dello finished with a career-high two assists against the Crusaders for his first career two-point game.

► Then in the championship game of the tournament, Clarkson was able to hold Notre Dame off the scoreboard for a 2-0 win.

► The Irish generated a lot of scoring chances, but Shillelagh Tournament Most Outstanding Player Jake Kielly made 35 saves for the Golden Knights.

► The first three Shillelagh Tournaments (2009-11) were played at the Sears Centre in Hoffman Estates, Illinois.

► After a break until the Compton Family Ice Arena opened, the tournament resumed in November of 2013 at the home of the Fighting Irish.

SHORTENED SERIES AT NORTHEASTERN

► On Sunday, Nov. 13, with Notre Dame and Northeastern tied 0-0 after two periods of play at Matthews Arena, the game was suspended when a broken down Zamboni led to unsafe ice conditions at Matthews Arena.

► The game was then declared a 0-0 tie by

2016-17 Honors

Anders Bjork

- Hockey East Player of the Month (Nov. 2)
- Hockey East Player of the Week (Oct. 10)
- 2016 Shillelagh Tournament All-Tournament Team (Nov. 26)
- Hockey East Honor Roll (Oct. 31, Nov. 28)

Tory Dello

- 2016 Shillelagh Tournament All-Tournament Team (Nov. 26)

Jake Evans

- Hockey East Honor Roll (Dec. 5)

Bobby Nardella

- Hockey East Honor Roll (Oct. 10 & Nov. 21)

Andrew Oglevie

- Hockey East Honor Roll (Oct. 17)

Cal Petersen

- Mike Richter Award Watch List (Oct. 7)
- Hockey East Honor Roll (Oct. 17 & Nov. 21)

Hockey East on Wednesday, Nov. 16 and marked Cal Petersen's sixth career shutout.

BJORK NAMED HOCKEY EAST PLAYER OF THE MONTH

► Tied for the national lead in points (7-9-16) in the first month of the season, junior forward Anders Bjork was named the Hockey East Player of the Month for October (Nov. 2).

► In addition to averaging 2.00 points per game in October, Bjork had a team-high +7 rating, scored two power-play goals and also had two game-winning goals.

NINE GOAL NIGHT

► In Notre Dame's 9-2 win over Arizona State (Oct. 7), the Irish scored at least nine goals for the first time since a 10-2 victory over Canisius on Dec. 29, 2010.

► In addition, Notre Dame tallied six power-play goals for the first time since a 9-5 win over Northern Michigan on Feb. 13, 2009.

YOUTH MOVEMENT

► According to research by College Hockey Inc., Notre Dame is the third-youngest team in college hockey this season (as of Oct. 1, 2016):
Boston College -- 20 years, 49 days
Boston University -- 20 years, 108 days

Notre Dame -- 20 years, 272 days

► Freshman forward Cam Morrison (born in August of 1998) is the fifth-youngest player in NCAA Division I men's college hockey this season.

CAPTAIN CAL

- ▶ Junior goaltender Cal Petersen is the first goaltender in program history to wear the captain's "C" for the Irish.
- ▶ Petersen started all 37 games in 2015-16 and led the nation in percentage of team minutes played while posting a 19-11-7 record.
- ▶ He finished 2015-16 with a 2.20 goals-against average and a .927 save percentage, which ranked 12th in the country.

ND/NHL DRAFT HISTORY MADE

- ▶ Current freshmen Cam Morrison (Second Round, 40th overall by the Colorado Avalanche) and Andrew Peeke (Second Round, 34th overall by Columbus) were each selected in the 2016 NHL Entry Draft.
- ▶ It marked the first NHL draft in which two Irish hockey players were selected within the first 40 picks.
- ▶ Peeke and Morrison also become the 78th and 79th Irish hockey players to be selected in the NHL Entry Draft.
- ▶ Additionally, at least one Notre Dame player has now been drafted in each draft dating back to 2004 (12 seasons).

JACKSON RANKS (entering the weekend)

- ▶ Head Coach Jeff Jackson ranks second in active career winning percentage (minimum of five Division I seasons):
.660 -- Red Berenson, Michigan (841-411-91)
.654 -- Jeff Jackson, Notre Dame (435-212-75)

NOTRE DAME IN THE NCAA TOURNAMENT

- ▶ Last season, the Fighting Irish made their eighth all-time appearance in the NCAA Championship field, including their sixth since 2008.
- ▶ Under Head Coach Jeff Jackson, the Irish made Frozen Four trips in 2008 and 2011.

NOTRE DAME & HOCKEY EAST

- ▶ The 2016-17 season will mark Notre Dame's final season in Hockey East before joining the Big Ten Conference as an affiliate member in men's ice hockey.
- ▶ In Notre Dame's previous three seasons in Hockey East, the Irish have finished the regular season tied for seventh (2014), fifth (2015) and third (2016).
- ▶ During Notre Dame's final season in the CCHA (2012-13), the Irish placed second in the regular-season standings and then won the tournament championship.

FAMILY TIES

- ▶ Sophomore forward Anders Bjork is part of the fourth Notre Dame hockey-playing son to follow his father to Notre Dame.
- ▶ His father, Kirt Bjork, was an All-America at Notre Dame during the 1982-83 campaign and is tied for 12th on Notre Dame's all-time points

- list with 161 (141 GP, 76-85-161).
- ▶ Kirt is currently a director of regional development in Notre Dame's development office.
- ▶ Anders Bjork also has another family tie to Irish hockey, as his cousin is former Irish standout Erik Condra, who is currently a member of the Tampa Bay Lightning.
- ▶ As the fourth son to follow his father to Notre Dame, Anders joins Mario Lucia (Don Lucia) Kevin Nugent (Kevin Nugent, Sr.) and Rory Walsh (Brian Walsh) to play at Notre Dame after their fathers.

NBC SPORTS BACK FOR FOURTH SEASON

- ▶ The NBC Sports Group will once again provide coverage of Notre Dame hockey throughout the 2016-17 season.
- ▶ As part of NBC Sports Group's fourth season presenting Notre Dame hockey, NBCSN, the NBC Sports app and NBCSports.com will combine to deliver all 21 Fighting Irish hockey home games.
- ▶ Eight games will be telecast on NBCSN and an additional 13 games will be streamed live via the NBC Sports app and NBCSports.com.

IRISH TABBED TO TIE FOR SECOND

- Hockey East Preseason Coaches' Poll
- 1. Boston University (10 first place votes), 130
- 2. Northeastern (1), 108
- 2. Notre Dame, 108**
- 4. UMass Lowell (1), 105
- 5. Providence, 98
- 6. Boston College, 91
- 7. UConn, 63
- 8. Vermont, 57
- 9. Merrimack, 53
- 10. New Hampshire, 49
- 11. Massachusetts, 32
- 12. Maine, 30

**2016-17 Roster
By School and/or Major**

Marketing (Mendoza College of Business)

- Anders Bjork (Jr.)
- Bo Brauer (Jr.)
- Dawson Cook (Jr.)

Finance (Mendoza College of Business)

- Tony Bretzman (Jr.)
- Luke Ripley (Jr.)

Management Consulting (Mendoza College of Business)

- Jake Evans (Jr.)
- Jordan Gross (Jr.)
- Ben Ostlie (Sr.)
- Cal Petersen (Jr.)

Mendoza College of Business

- Jack Jenkins (So.)
- Dylan Malmquist (So.)

Political Science (College of Arts & Letters)

- Dennis Gilbert (So.)
- Connor Hurley (Jr.)
- Bobby Nardella (So.)
- Andrew Oglevie (So.)

College of Arts & Letters

- Joe Wegwerth (So.)

Finance & Economics (double major)

- Chad Katunar (Jr.)

Economics & Chinese (double major)

- Peter Mark (Jr.)

First Year of Studies

- Cal Burke (Fr.)
- Tory Dello (Fr.)
- Felix Holmberg (Fr.)
- Cale Morris (Fr.)
- Cam Morrison (Fr.)
- Luke Novak (Fr.)
- Mike O'Leary (Fr.)
- Andrew Peeke (Fr.)

2016-17 Notre Dame Hockey Roster

No.	Name	Height	Weight	Position	Yr.	Hometown	Last Team (League)
2	Tony Bretzman	5-11	175	Defenseman	JR	Mendota Heights, Minn.	Langley Rivermen (BCHL)
3	Jordan Gross	5-10	186	Defenseman	JR	Maple Grove, Minn.	Green Bay Gamblers (USHL)
4	Dennis Gilbert	6-2	220	Defenseman	SO	Williamsville, N.Y.	Chicago Steel (USHL)
6	Tory Dello	6-0	190	Defenseman	FR	Crystal Lake, Ill.	Tri-City Storm (USHL)
8	Ben Ostlie	6-2	200	Forward	SR	Edina, Minn.	Omaha Lancers (USHL)
9	Dawson Cook	6-2	213	Forward	JR	Cadillac, Mich.	Green Bay Gamblers (USHL)
10	Anders Bjork	6-0	181	Forward	JR	Mequon, Wis.	U.S. National Under-18 Team
11	Cal Burke	5-10	184	Forward	FR	Boxborough, Mass.	Cedar Rapids RoughRiders (USHL)
12	Felix Holmberg	5-10	175	Forward	FR	Stockholm, Sweden	AIK J20 (SuperElit)
15	Andrew Oglevie	5-10	181	Forward	SO	Fullerton, Calif.	Cedar Rapids RoughRiders (USHL)
16	Connor Hurley	6-2	185	Forward	JR	Edina, Minn.	Green Bay Gamblers (USHL)
17	Peter Mark	6-0	180	Defenseman	JR	Minneapolis, Minn.	Saint Thomas Academy (USHS)
18	Jake Evans	6-0	191	Forward	JR	Toronto, Ontario	St. Michael's Buzzers (OJHL)
19	Mike O'Leary	6-1	195	Forward	FR	Halifax, Nova Scotia	Dubuque Fighting Saints (USHL)
21	Joe Wegwerth	6-3	230	Forward	SO	Brewster, N.Y.	Cedar Rapids RoughRiders (USHL)
22	Andrew Peeke	6-2	200	Defenseman	FR	Parkland, Fla.	Green Bay Gamblers (USHL)
23	Luke Novak	6-0	182	Forward	FR	Waukesha, Wis.	New Jersey Hitmen (USPHL)
24	Luke Ripley	6-5	207	Defenseman	JR	Kitimat, British Columbia	Powell River Kings (BCHL)
25	Dylan Malmquist	5-11	185	Forward	SO	Edina, Minn.	Edina (USHS)
26	Cam Morrison	6-3	212	Forward	FR	Aurora, Ontario	Youngstown Phantoms (USHL)
27	Bobby Nardella	5-9	175	Defenseman	SO	Rosemont, Ill.	Tri-City Storm (USHL)
28	Jack Jenkins	5-11	192	Forward	SO	Lake Bluff, Ill.	Fargo Force (USHL)
29	Bo Brauer	6-3	210	Forward	JR	Edina, Minn.	Nanaimo Clippers (BCHL)
32	Cale Morris	6-1	190	Goaltender	FR	Larkspur, Colo.	Waterloo Black Hawks (USHL)
33	Chad Katunar	6-5	210	Goaltender	SR	Victoria, British Columbia	Penticton Vees (BCHL)
40	Cal Petersen	6-3	190	Goaltender	JR	Waterloo, Iowa	Waterloo Black Hawks (USHL)

Coaches

Jeff Jackson: Head Coach (Michigan State '78, 12th season at Notre Dame)

Paul Pooley: Associate Head Coach (Ohio State '84)

Andy Slaggert: Associate Coach (Notre Dame '89)

Kevin Lind: Volunteer Assistant Coach (Notre Dame '14)

John Micheletto: Special Assistant to the Coaching Staff (Dartmouth '88)

Nick Siergiej: Coordinator of Hockey Operations (Wisconsin – River Falls '06)

Athletic Trainer: Kevin Ricks

Equipment Specialist: Scott Eastman

Will Moran: Hockey and Programming Intern

Pronunciation Key

8	Ben AWST-lee
10	Anders BEE-york
15	Andrew Oh-GLE-Vee
25	Dylan Mall-mm-quist
32	KALE Morris
33	Chad Cat -en-arh

California (1)

Andrew Oglevie Fullerton, California

Colorado (1)

Cale Morris Larkspur, Colorado

Florida (1)

Andrew Peeke Parkland, Florida

Illinois (3)

Tory Dello Crystal Lake, Illinois
Bobby Nardella Rosemont, Illinois
Jack Jenkins Lake Bluff, Illinois

Iowa (1)

Cal Petersen Waterloo, Iowa

Massachusetts (1)

Cal Burke Boxborough, Massachusetts

Michigan (1)

Dawson Cook Cadillac, Michigan

Minnesota (7)

Tony Bretzman Mendota Heights, Minnesota
Jordan Gross Maple Grove, Minnesota
Ben Ostlie Edina, Minnesota
Connor Hurley Edina, Minnesota
Dylan Malmquist Edina, Minnesota
Peter Mark Minneapolis, Minnesota
Bo Brauer Edina, Minnesota

New York (2)

Dennis Gilbert Williamsville, New York
Joe Wegwerth Brewster, New York

Wisconsin (2)

Anders Bjork Mequon, Wisconsin
Luke Novak Waukesha, Wisconsin

Canada (5)

Jake Evans Toronto, Ontario
Chad Katunar Victoria, British Columbia
Cam Morrison Aurora, Ontario
Mike O'Leary Halifax, Nova Scotia
Luke Ripley Kitimat, British Columbia

Sweden (1)

Felix Holmberg Stockholm, Sweden

THE JACKSON FILE

Full Name

• Jeffery L. Jackson

Birthdate

• June 22, 1955

Hometown

• Roseville, Michigan

Education

- Bachelor's Degree in Communications Michigan State '78
- Bachelor's Degree in Education Michigan State '79



Collegiate Coaching Experience

- Assistant Coach, Lake Superior State (1986-90)
- Head Coach, Lake Superior State (1990-96)
Record: 182-52-25 (.751); two NCAA titles, two CCHA regular-season titles, four CCHA tournament championships
- Head Coach, University of Notre Dame (2005-):
 - **Two** CCHA regular-season titles
 - **Three** CCHA tournament titles
 - **Six** NCAA appearances
 - **Two** NCAA Frozen Four appearances

International Coaching Experience

- National Coach and Senior Director, U.S. National Team Developmental Program (1996-2000)
- Head Coach, U.S. Junior National Team (1996-97)
- Won silver medal at World Junior Championships
- Assistant Coach, U.S. Olympic Team (1998)

Junior Hockey Experience

- Head Coach, OHL's Guelph Storm (2000-03)
Record: 87-67-24 (4)

Professional Experience

- Assistant Coach, New York Islanders (2003-05)

Coaching Honors

- CCHA Coach of the Year (1990-91)
- CCHA Coach of the Year (2006-07)
- Spencer Penrose Award (2006-07)
- CCHA Coach of the Year (2010-11)

Jackson's Year-By-Year Collegiate Record

Year	Overall		Conference	
	W - L - T	.Pct	W - L - T	.Pct
1990-91	36 - 5 - 4	.844	26 - 2 - 4	.875
1991-92	30 - 9 - 4	.744	20 - 8 - 4	.688
1992-93	32 - 8 - 5	.767	20 - 5 - 5	.750
1993-94	31 - 10 - 4	.733	18 - 8 - 4	.667
1994-95	23 - 12 - 6	.634	14 - 9 - 4	.593
1995-96	30 - 8 - 2	.775	22 - 6 - 2	.767
2005-06	13 - 19 - 4	.417	11 - 13 - 4	.464
2006-07	32 - 7 - 3	.798	21 - 4 - 3	.804
2007-08	27 - 16 - 4	.617	15 - 9 - 4	.607
2008-09	31 - 6 - 3	.813	21 - 4 - 3	.804
2009-10	13 - 17 - 8	.447	9 - 12 - 7	.446
2010-11	25 - 14 - 5	.625	18 - 7 - 3	.696
2011-12	19 - 18 - 3	.513	12 - 13 - 3	.482
2012-13	25 - 13 - 3	.646	17 - 8 - 3	.661
2013-14	23 - 15 - 2	.600	9 - 9 - 2	.500
2014-15	18 - 19 - 5	.488	10 - 7 - 5	.568
2015-16	19 - 11 - 7	.608	15 - 5 - 2	.727
Totals	427-207-72	.656	278-130-62	.657

Head Coach JEFF JACKSON

► The 2015-16 hockey season marks University of Notre Dame hockey coach Jeff Jackson's 12th season behind the Irish bench. The highly regarded Jackson now has over 30 years of coaching experience.

► Notre Dame's Jeff Jackson era began in 2005 when the University searched for a man who could move the program among the elite hockey schools in the country.

► The veteran coach owned a resume packed with success at the collegiate, junior hockey, professional and international levels.

► During his 11-year run, Notre Dame has become one of the nation's top teams, winning the Central Collegiate Hockey Association's (CCHA) regular-season title twice (2006-07 and 2008-09) while earning three Mason Cup championships ('07, '09 and the final one in 2013).

► During Jackson's tenure, his teams have made seven trips to the NCAA Tournament (2006-09, 2010-11, 2012-14 and now 2016), advancing to the Frozen Four twice, playing in the 2008 title game and the 2011 national semifinals.

► Then in 2013-14, the team's first season in Hockey East, the Irish upset the conference's top team - Boston College - in the quarterfinals to advance to the TD Garden (Boston, Massachusetts) for the Hockey East semifinals

► Between 2006-09, the Irish turned in win totals of 32, 27 and 31 for three consecutive seasons of 25 or more wins and three consecutive NCAA tournament appearances, a first in program history.

► Jackson's success on the ice also has had a major impact off the ice for the Irish. With the wins came a commitment from the University that led to the new home of Irish hockey - The Compton Family Ice Arena - one of the finest college hockey facilities in the nation. The new venue opened for business on Oct. 21, 2011.

► Since Jackson's arrival, the Irish have had 32 players selected in the National Hockey League Entry Draft, including three first round selections. In that same span, 20 players from USA Hockey's National Team Developmental

Program have matriculated to Notre Dame.

► During his tenure, the Irish have had five players garner All-America honors -- Robbie Russo in 2015, Anders Lee in 2013, Ian Cole and Erik Condra in 2009 and David Brown in 2007.

► In addition, 14 of Jackson's players have gone on to play in the NHL (most recently Vince Hinostroza and Stephen Johns in 2015-16).

► In Jackson's first 11 seasons with Notre Dame, the Irish have played with poise and discipline, relying on team defense, strong goaltending and excellent special teams play. They also laid the foundation for future seasons with major success on the recruiting trail.

► In taking over the Irish coaching duties in 2005, Jackson became the first Notre Dame head coach to have won an NCAA Division I championship with another program before being hired as an Irish head coach.

► Success is nothing new for Jackson at the NCAA Division I level. In six years as the head coach at Lake Superior State (1990-96), Jackson's teams won two NCAA titles in 1992 and 1994 (also advancing to the finals in 1993), two CCHA regular-season championships (1991 and 1996) and four CCHA Mason Cup trophies (1991, 1992, 1993 and 1995).

► A 1978 graduate of Michigan State University with a degree in communications, Jackson followed with an education degree from Michigan State in 1979.

► In May 2003, Inside College Hockey, ranked Jackson 12th on its list of the 16 greatest college coaches of all-time with only five of the 16 still active in coaching.

► Jackson is a member of the USA Hockey Coaches Achievement Program, the American Hockey Coaches Association and the National Hockey League Coaches Association.

THE LAST TIME

TEAM

Notre Dame won in overtime	December 29, 2014 vs. Miami (3-2, ot)
Notre Dame lost in overtime.....	October 22, 2016 vs. Penn State (3-2)
Notre Dame tied in overtime.....	October 21, 2016 vs. Penn State (3-3, ot)
Notre Dame won in overtime (Hockey East game).....	November 14, 2014 at Merrimack (3-2, ot)
Notre Dame lost in overtime (Hockey East game).....	February 19, 2016 at Providence College (3-2, ot)
Notre Dame tied in overtime (Hockey East game).....	November 20, 2015 at UMass Lowell (2-2, ot)
Notre Dame scored 10 or more goals in a game.....	December 29, 2010 vs. Canisius (10-2)
Notre Dame allowed 10 or more goals in a game.....	March 12, 2005 at Michigan (10-1)
Notre Dame had a home shutout	February 27, 2016 vs. Boston University (Cal Petersen, 39 saves)
Notre Dame had a road shutout	December 3, 2016 at Massachusetts (Cal Petersen, 22 saves)
Notre Dame had a neutral site shutout	October 13, 2012 vs. Maine (Steven Summerhays, 22 saves)
Notre Dame had a shutout in a HE game	December 3, 2016 at Massachusetts (Cal Petersen, 22 saves)
Notre Dame was shutout in a HE game	Nov. 13, 2016 at Northeastern (Jake Theut, 22 saves in a two period game)
.....	January 29, 2016 vs. Boston College (Thatcher Demko, 28 saves)
Notre Dame was shutout at home	November 26, 2016 vs. Clarkson (Jake Keilley, 35 saves)
Notre Dame was shutout on the road	Nov. 13, 2016 at Northeastern (Jake Theut, 22 saves in a two period game)
.....	November 7, 2014 at Minnesota (Adam Wilcox, 20 saves)
Notre Dame won 1-0.....	February 27, 2016 vs. Boston University (Cal Petersen, 39 saves)
Notre Dame had 35 or more shots in a game.....	December 3, 2016 at Massachusetts (36 shots)
Notre Dame had 40 or more shots in a game.....	October 27, 2016 vs. UConn (49 shots)
Notre Dame had 50 or more shots in a game.....	October 7 vs. Arizona State (51 shots)
Notre Dame surrendered 35 or more shots in a game.....	November 17, 2016 vs. UMass Lowell (35 shots)
Notre Dame surrendered 40 or more shots in a game.....	February 13, 2016 vs. Maine (41 shots)
Notre Dame surrendered 50 or more shots in a game.....	January 1, 2016 at Denver (50 shots)
Notre Dame had three PP goals in a game.....	October 25, 2014 vs. Niagara (7-0 win)
Notre Dame had four PP goals in a game.....	October 20, 2013 vs. Michigan Tech (7-3 win)
Notre Dame had six PP goals in a game	October 7, 2016 vs. Arizona State (9-2 win)
.....	February 13, 2009 vs. No. Michigan (9-5 win)
Notre Dame had one shorthanded goal in a game.....	October 21, 2016 vs. Penn State (Jake Evans in a 3-3 ot tie)
Notre Dame had two shorthanded goals in a game	January 7, 2011 at Northern Michigan (8-1 win)
.....	November 20, 2010 vs. Michigan State (4-2 win)
Notre Dame surrendered five PP goals	December 4, 2004 vs. Michigan (8-0 loss)
Notre Dame surrendered four PP goals	February 1, 2013 at Ohio State (6-3 loss)
Notre Dame surrendered three PP goals.....	December 2, 2016 at UMass (5-4 loss)
Notre Dame surrendered two short-handed goals	February 8, 2013 vs. Michigan (7-4 win)

INDIVIDUAL

Notre Dame player scored a hat trick.....	October 16, 2015 - Steven Fogarty (at Penn State)
Notre Dame defenseman scored a hat trick.....	January 18, 2015 - Robbie Russo (at UConn)
Notre Dame player scored four goals	October 19, 1995 - Brian Urick (at Alaska-Fairbanks)
Notre Dame player scored five goals	December 29, 1971 - Ian Williams (at Dartmouth)
Notre Dame player had three assists.....	November 7, 2015 - Jake Evans (vs. Minnesota - 0-3-3)
Notre Dame player had four assists	December 29, 2010 - Stephen Johns (vs. Canisius - 0g, 4a)
Notre Dame player had five assists	October 21, 1994 - Jamie Ling (vs. Waterloo - 2g, 5a)
Notre Dame player had four points.....	October 28, 2016 - Anders Bjork (vs. UConn - 2-3-4)
Notre Dame player had five points.....	February 13, 2009 - Erik Condra (vs. Northern Michigan - 2g, 3a)
Notre Dame player had six points.....	October 21, 1994 - Jamie Ling (vs. Waterloo - 2g, 5a)
Notre Dame player had seven points.....	October 21, 1994 - Jamie Ling (vs. Waterloo - 2g, 5a)
Notre Dame goalie made 35+ saves ...	February 27, 2016 - Cal Petersen (vs. Boston University, 1-0 win, 39 saves)
Notre Dame goalie made 40+ saves	February 13, 2016 - Cal Petersen (vs. Maine, 5-1 win, 40 saves)
Notre Dame goalie made 50+ saves.....	March 6, 2015 - Cal Petersen (vs. UMass, 4-3 loss, 87 saves)
Opposing player scored a hat trick.....	November 11, 2011 - Cody Knyk (Alaska)
Opposing player scored four goals.....	March 12, 1994 - Colin Ward (Western Michigan)
Opposing player scored five goals.....	November 10, 1973 - Tom Ross (Michigan State)
Opposing player had four assists.....	December 2, 2011 - Ludwig Karlsson (Northeastern - 0g, 4a)
Opposing player had five assists.....	January 20, 1996 - Kevin Hilton (Michigan - 0g, 5a)
Opposing player had four points.....	March 12, 2016 - Kevin Roy (Northeastern - 2g, 2a)
Opposing player had five points.....	January 27, 2001 - Jeff Hamilton (Yale - 2g, 3a)
Opposing player had six points.....	January 11, 1994 - John Gruden (Ferris State - 4g, 3a)
Opposing player had seven points.....	January 11, 1994 - John Gruden (Ferris State - 4g, 3a)
Opposing goalie made 35+ saves.....	November 26, 2016 - Jake Kielly (Clarkson, 35 saves, 2-0 Clarkson win)
Opposing goalie made 40+ saves.....	October 27, 2016 - Adam Huska (UConn, 47 saves, 4-2 UConn win)
Opposing goalie made 50+ saves.....	March 6, 2015 - Steve Mastalerz (UMass, 75 saves, 4-3 win)
Notre Dame had a penalty shot.....	November 15, 2013 - Connor Hurley (missed at Merrimack)
.....	December 6, 2013 - Jeff Costello (scored vs. Massachusetts)
.....	March 16, 2013 - Bryan Rust (scored vs. Bowling Green)
.....	Jan. 26, 2013 - Anders Lee (stopped by Ferris State)
Opp. had a penalty shot.....	January 29, 2016 - Colin White - Boston College (saved by Cal Petersen, BC wins 4-0)
.....	January 22, 2016 - Ara Nazarian - New Hampshire (scored on Cal Petersen, ND wins 5-1)
.....	December 10, 2015 - Colin White - Boston College (saved by Cal Petersen, ND wins 4-3)

SERIES

Notre Dame swept a two-game series	February 12-13, 2016 (vs. Maine, 4-1, 5-1)
Notre Dame swept in a two-game series	January 23-24, 2015 (Northeastern (2-3, 2-4)
Notre Dame swept a Hockey East home series	February 12-13, 2016 (vs. Maine, 4-1, 5-1)
Notre Dame swept a Hockey East road series	February 5-6, 2016 (at Vermont, 2-1, 3-1)

NOTRE DAME'S 2016-17 RECORD WHEN

Overall	8-6-2
In Hockey East games	4-3-1
Non-conference games.....	4-3-1
Home	5-4-1
Road.....	3-2-1
Neutral.....	0-0-0
In overtime games	0-1-1
When Notre Dame scores first	6-1-0
When opponents score first	2-5-1
When Notre Dame leads after one period	3-0-0
When Notre Dame trails after one period	1-4-0
When score is tied after one period	4-2-2
When Notre Dame leads after two periods	5-0-0
When Notre Dame trails after two periods	0-5-1
When score is tied after two periods	3-1-1
When Notre Dame outshoots opponent	8-3-2
When opponent outshoots Notre Dame	0-3-0
When shots are even	0-0-0
In Game 1 of weekend series*	3-4-1
In Game 2 of weekend series*	5-2-1
In Game 1 of Hockey East weekend series.....	1-3-0
In Game 2 of Hockey East weekend series.....	3-0-1
* - Includes Shillelagh Tournament games	
In one-goal games	0-3-0
In two-goal games	3-2-0
When scoring two or more goals	8-4-1
When scoring three or more goals.....	8-2-1
When scoring four or more goals.....	6-1-0
When scoring five or more goals.....	4-0-0

Against Ranked Opponents

at #4/4 Minnesota Duluth	1-1-0
vs. #5/6 UMass Lowell	1-1-0

Month-By-Month

Notre Dame in October.....	4-3-1
Notre Dame in November	3-2-1
Notre Dame in December	1-1-0
Notre Dame in January.....
Notre Dame in February
Notre Dame in March

Vs. Conferences

Atlantic Hockey	1-0-0
Big Ten	0-1-1
ECAC.....	0-1-0
Hockey East	4-3-1
NCHC.....	1-1-0
Independent	2-0-0

Comebacks (The Last Time Notre Dame ...)

Erased a two-goal, third period deficit to win or tie:
.....at Boston College on Dec. 10, 2015 (W, 4-3)

Date	Opponent	Score	Att.	Record:	Overall	Home	Away	Neutral
Oct 07	ARIZONA STATE	W 9-2	3356	ALL GAMES	8-6-2	5-4-1	3-2-1	0-0-0
Oct 08	ARIZONA STATE	W 4-2	3554	CONFERENCE	4-3-1	2-2-0	2-1-1	0-0-0
Oct 14	at #4 Minnesota Duluth	L 3-4	5526	NON-CONFERENCE	4-3-1	3-2-1	1-1-0	0-0-0
Oct 15	at #4 Minnesota Duluth	W 3-1	6014					
Oct 21	PENN STATE	Tot 3-3	3411					
Oct 22	PENN STATE	Lot 2-3	3518					
* Oct 27	UCONN	L 2-4	2936					
* Oct 28	UCONN	W 6-2	4065					
* Nov 12	at Northeastern	W 5-2	3511					
* Nov 13	at Northeastern	T 0-0	1444					
* Nov 17	#5 UMASS LOWELL	L 1-4	3151					
* Nov 18	#5 UMASS LOWELL	W 4-1	4653					
Nov 25	HOLY CROSS	W 5-3	4581					
Nov 26	CLARKSON	L 0-2	3865					
* Dec 2	at Massachusetts	L 4-5	2481					
* Dec 3	at Massachusetts	W 3-0	3039					

TEAM STATISTICS	ND	OPP
SHOT STATISTICS		
Goals-Shot attempts	54-531	38-417
Shot pct.	.102	.091
Goals/Game	3.4	2.4
Shots/Game	33.2	26.1
POWER PLAYS		
Goals-Power Plays	16-89	11-72
Conversion Percent	.180	.153
Shot Attempts	117	88
Shot Percent	.137	.125
GOAL BREAKDOWN		
Power Play	16	11
Short-handed	1	0
Empty net	3	2
Penalty	0	0
Unassisted	1	1
Overtime	0	1
PENALTIES		
Number	89	111
Minutes	232	284
Penalties/Game	5.6	6.9
Pen minutes/Game	14.5	17.8

##	Player	gp	g	a	pts	sh	sh%	pen-min	pp	sh
10	Anders Bjork	16	11	15	26	57	.193	4-8	2	0
15	Andrew Oglevie	16	7	10	17	57	.123	0-0	3	0
18	Jake Evans	16	5	10	15	36	.139	9-29	0	1
16	Connor Hurley	16	4	11	15	25	.160	9-18	0	0
3	Jordan Gross	16	4	8	12	53	.075	3-6	2	0
27	Bobby Nardella	16	4	8	12	45	.089	5-18	2	0
25	Dylan Malmquist	16	3	9	12	26	.115	5-10	1	0
26	Cam Morrison	16	4	5	9	34	.118	4-8	2	0
21	Joe Wegwerth	15	4	2	6	26	.154	3-6	3	0
22	Andrew Peeke	16	3	3	6	21	.143	4-8	0	0
6	Tory Dello	15	1	5	6	27	.037	14-47	0	0
4	Dennis Gilbert	16	0	6	6	22	.000	5-10	0	0
11	Cal Burke	16	0	4	4	23	.000	3-6	0	0
9	Dawson Cook	15	1	2	3	18	.056	2-4	0	0
29	Bo Brauer	6	2	0	2	5	.400	2-12	1	0
28	Jack Jenkins	12	1	1	2	31	.032	0-0	0	0
2	Tony Bretzman	4	0	1	1	3	.000	0-0	0	0
12	Felix Holmberg	7	0	0	0	4	.000	0-0	0	0
19	Mike O'Leary	13	0	0	0	9	.000	4-16	0	0
8	Ben Ostlie	11	0	0	0	3	.000	3-6	0	0
24	Luke Ripley	14	0	0	0	6	.000	8-16	0	0
TM	TEAM	13	0	0	0	0	.000	2-4	0	0
	Total	16	54	100	154	531	.102	89-232	16	1
	Opponents	16	38	66	104	417	.091	111-284	11	0

##	Goalie	gp	min	ga	gaavg	saves	save%	w-l-t
40	Cal Petersen	16	920:41	35	2.28	372	.914	8-6-2
32	Cale Morris	1	19:43	1	3.04	7	.875	0-0-0
TM	EMPTY NET	13	5:56	2	-	0	.000	0-0-0
	Total	16	946:20	38	2.41	379	.909	8-6-2
	Opponents	16	946:20	54	3.42	477	.898	6-8-2

Attendance Summary	ND	Opponent
Total	37090	22015
Dates/Avg Per Date	10/3709	6/3669
Neutral Site #/Avg	0/0	

Goals by Period	1st	2nd	3rd	OT	Total
Notre Dame	11	18	25	0	54
Opponents	13	14	10	1	38

Saves by Period	1st	2nd	3rd	OT	Total
Notre Dame	128	130	116	5	379
Opponents	160	174	140	3	477

##	Player	gp	Shots					+-	Penalties				Goals								
			g	a	pts	sh	sh%		pen-min	min	maj	oth	pp	sh	fg	gw	gt	ot	ht	pn	ua
10	Anders Bjork	16	11	15	26	57	.193	+12	4-8	4	0	0	2	0	2	3	0	0	0	0	0
15	Andrew Oglevie	16	7	10	17	57	.123	+5	0-0	0	0	0	3	0	2	1	0	0	0	0	1
18	Jake Evans	16	5	10	15	36	.139	+9	9-29	7	1	1	0	1	0	0	0	0	0	0	0
16	Connor Hurley	16	4	11	15	25	.160	+5	9-18	9	0	0	0	0	2	1	0	0	0	0	0
3	Jordan Gross	16	4	8	12	53	.075	+4	3-6	3	0	0	2	0	0	1	1	0	0	0	0
27	Bobby Nardella	16	4	8	12	45	.089	+8	5-18	4	0	1	2	0	0	0	0	0	0	0	0
25	Dylan Malmquist	16	3	9	12	26	.115	+5	5-10	5	0	0	1	0	0	0	0	0	0	0	0
26	Cam Morrison	16	4	5	9	34	.118	+2	4-8	4	0	0	2	0	0	1	0	0	0	0	0
21	Joe Wegwerth	15	4	2	6	26	.154	+2	3-6	3	0	0	3	0	1	0	0	0	0	0	0
22	Andrew Peeke	16	3	3	6	21	.143	+5	4-8	4	0	0	0	0	0	1	0	0	0	0	0
6	Tory Dello	15	1	5	6	27	.037	+2	14-47	11	1	2	0	0	0	0	0	0	0	0	0
4	Dennis Gilbert	16	0	6	6	22	.000	+8	5-10	5	0	0	0	0	0	0	0	0	0	0	0
11	Cal Burke	16	0	4	4	23	.000	-4	3-6	3	0	0	0	0	0	0	0	0	0	0	0
9	Dawson Cook	15	1	2	3	18	.056	+1	2-4	2	0	0	0	0	0	0	0	0	0	0	0
29	Bo Brauer	6	2	0	2	5	.400	+1	2-12	1	0	1	1	0	0	0	0	0	0	0	0
28	Jack Jenkins	12	1	1	2	31	.032	-5	0-0	0	0	0	0	0	0	0	0	0	0	0	0
2	Tony Bretzman	4	0	1	1	3	.000	-1	0-0	0	0	0	0	0	0	0	0	0	0	0	0
12	Felix Holmberg	7	0	0	0	4	.000	0	0-0	0	0	0	0	0	0	0	0	0	0	0	0
19	Mike O'Leary	13	0	0	0	9	.000	0	4-16	3	0	1	0	0	0	0	0	0	0	0	0
8	Ben Ostlie	11	0	0	0	3	.000	-1	3-6	3	0	0	0	0	0	0	0	0	0	0	0
24	Luke Ripley	14	0	0	0	6	.000	-5	8-16	8	0	0	0	0	0	0	0	0	0	0	0
TM	TEAM	13	0	0	0	0	.000	0	2-4	2	0	0	0	0	0	0	0	0	0	0	0
	Total	16	54	100	154	531	.102	+53	89-232	81	2	6	16	1	7	8	1	0	0	0	1
	Opponents	16	38	66	104	417	.091	-	111-284	102	2	7	11	0	8	6	0	1	0	0	1

##	Goalie	gp-gs	Goal average			Saves		Record				Goals allowed				
			minutes	ga	avg	saves	pct	w	l	t	sho	pp	sh	en	pen	sog
40	Cal Petersen	16-16	920:41	35	2.28	372	.914	8	6	2	2	11	0	0	0	0
32	Cale Morris	1-0	19:43	1	3.04	7	.875	0	0	0	0	0	0	0	0	0
TM	EMPTY NET	13-0	5:56	2	-	0	.000	0	0	0	0	0	0	2	0	0
	Total	16-0	946:20	38	2.41	379	.909	8	6	2	2	11	0	2	0	0
	Opponents	16-0	946:20	54	3.42	477	.898	6	8	2	2	16	1	3	0	0

##	Points	GP	G	A	Pts	Sh	##	Assists	GP	G	A	Pts	Sh	
10	Anders Bjork	16	11	15	26	57	10	Anders Bjork	16	11	15	26	57	
15	Andrew Oglevie	16	7	10	17	57	16	Connor Hurley	16	4	11	15	25	
18	Jake Evans	16	5	10	15	36	15	Andrew Oglevie	16	7	10	17	57	
16	Connor Hurley	16	4	11	15	25	18	Jake Evans	16	5	10	15	36	
3	Jordan Gross	16	4	8	12	53	25	Dylan Malmquist	16	3	9	12	26	
27	Bobby Nardella	16	4	8	12	45	3	Jordan Gross	16	4	8	12	53	
25	Dylan Malmquist	16	3	9	12	26	27	Bobby Nardella	16	4	8	12	45	
26	Cam Morrison	16	4	5	9	34	4	Dennis Gilbert	16	0	6	6	22	
21	Joe Wegwerth	15	4	2	6	26	26	Cam Morrison	16	4	5	9	34	
22	Andrew Peeke	16	3	3	6	21	6	Tory Dello	15	1	5	6	27	
##	Goals	GP	G	A	Pts	Sh	##	Shots	GP	G	A	Pts	Sh	Sh%
10	Anders Bjork	16	11	15	26	57	10	Anders Bjork	16	11	15	26	57	.193
15	Andrew Oglevie	16	7	10	17	57	15	Andrew Oglevie	16	7	10	17	57	.123
18	Jake Evans	16	5	10	15	36	3	Jordan Gross	16	4	8	12	53	.075
16	Connor Hurley	16	4	11	15	25	27	Bobby Nardella	16	4	8	12	45	.089
3	Jordan Gross	16	4	8	12	53	18	Jake Evans	16	5	10	15	36	.139
27	Bobby Nardella	16	4	8	12	45	26	Cam Morrison	16	4	5	9	34	.118
26	Cam Morrison	16	4	5	9	34	28	Jack Jenkins	12	1	1	2	31	.032
21	Joe Wegwerth	15	4	2	6	26	6	Tory Dello	15	1	5	6	27	.037
25	Dylan Malmquist	16	3	9	12	26	25	Dylan Malmquist	16	3	9	12	26	.115
22	Andrew Peeke	16	3	3	6	21	21	Joe Wegwerth	15	4	2	6	26	.154
##	Power-Play Goals	GP	PPG	##	Shot Pct.	GP	G	A	Pts	Sh	Sh%			
15	Andrew Oglevie	16	3	29	Bo Brauer	6	2	0	2	5	.400			
21	Joe Wegwerth	15	3	10	Anders Bjork	16	11	15	26	57	.193			
27	Bobby Nardella	16	2	16	Connor Hurley	16	4	11	15	25	.160			
10	Anders Bjork	16	2	21	Joe Wegwerth	15	4	2	6	26	.154			
26	Cam Morrison	16	2	22	Andrew Peeke	16	3	3	6	21	.143			
3	Jordan Gross	16	2	18	Jake Evans	16	5	10	15	36	.139			
##	Short-Handed Goals	GP	SHG	15 <td>Andrew Oglevie</td> <td>16</td> <td>7</td> <td>10</td> <td>17</td> <td>57</td> <td>.123</td>	Andrew Oglevie	16	7	10	17	57	.123			
18	Jake Evans	16	1	26	Cam Morrison	16	4	5	9	34	.118			
##	Game-Winning Goals	GP	GWG	25	Dylan Malmquist	16	3	9	12	26	.115			
10	Anders Bjork	16	3	27	Bobby Nardella	16	4	8	12	45	.089			
##	Plus/Minus	GP	+/-	##	Penalties	GP	Pen	Min						
10	Anders Bjork	16	+12	6	Tory Dello	15	14	47						
18	Jake Evans	16	+9	18	Jake Evans	16	9	29						
27	Bobby Nardella	16	+8	16	Connor Hurley	16	9	18						
4	Dennis Gilbert	16	+8	24	Luke Ripley	14	8	16						
25	Dylan Malmquist	16	+5	25	Dylan Malmquist	16	5	10						
16	Connor Hurley	16	+5	27	Bobby Nardella	16	5	18						
22	Andrew Peeke	16	+5	4	Dennis Gilbert	16	5	10						
15	Andrew Oglevie	16	+5	10	Anders Bjork	16	4	8						
3	Jordan Gross	16	+4	19	Mike O'Leary	13	4	16						
6	Tory Dello	15	+2	26	Cam Morrison	16	4	8						
##	Penalty Minutes	GP	Pen	Min										
6	Tory Dello	15	14	47										
18	Jake Evans	16	9	29										
16	Connor Hurley	16	9	18										
27	Bobby Nardella	16	5	18										
24	Luke Ripley	14	8	16										
19	Mike O'Leary	13	4	16										
29	Bo Brauer	6	2	12										
4	Dennis Gilbert	16	5	10										
25	Dylan Malmquist	16	5	10										
26	Cam Morrison	16	4	8										

Date	Opponent		Score	Shots	Overall	Conf	Time	Att.	Goalie of record
Oct 07	ARIZONA STATE	W	9-2	51/19	1-0-0	0-0-0	2:45	3356	Cal Petersen
Oct 08	ARIZONA STATE	W	4-2	37/25	2-0-0	0-0-0	2:18	3554	Cal Petersen
Oct 14	at #4 Minnesota Duluth	L	3-4	23/32	2-1-0	0-0-0	2:20	5526	Cal Petersen
Oct 15	at #4 Minnesota Duluth	W	3-1	38/28	3-1-0	0-0-0	2:13	6014	Cal Petersen
Oct 21	PENN STATE	Tot	3-3	33/32	3-1-1	0-0-0	2:27	3411	Cal Petersen
Oct 22	PENN STATE	Lot	2-3	28/33	3-2-1	0-0-0	2:20	3518	Cal Petersen
* Oct 27	UCONN	L	2-4	49/25	3-3-1	0-1-0	2:23	2936	Cal Petersen
* Oct 28	UCONN	W	6-2	39/32	4-3-1	1-1-0	2:00	4065	Cal Petersen
* Nov 12	at Northeastern	W	5-2	28/25	5-3-1	2-1-0	2:20	3511	Cal Petersen
* Nov 13	at Northeastern	T	0-0	22/16	5-3-2	2-1-1	1:28	1444	Cal Petersen
* Nov 17	#5 UMASS LOWELL	L	1-4	23/35	5-4-2	2-2-1	2:00	3151	Cal Petersen
* Nov 18	#5 UMASS LOWELL	W	4-1	34/22	6-4-2	3-2-1	2:10	4653	Cal Petersen
Nov 25	HOLY CROSS	W	5-3	30/20	7-4-2	3-2-1	1:58	4581	Cal Petersen
Nov 26	CLARKSON	L	0-2	35/27	7-5-2	3-2-1	2:07	3865	Cal Petersen
* Dec 2	at Massachusetts	L	4-5	25/24	7-6-2	3-3-1	2:29	2481	Cal Petersen
* Dec 3	at Massachusetts	W	3-0	36/22	8-6-2	4-3-1	2:20	3039	Cal Petersen

Team Record	W-L-T	Attendance	Dates	Total	Avg.
Overall:	8-6-2	Total:	16	59105	3694
Conference:	4-3-1	Home:	10	37090	3709
Home:	5-4-1	Away:	6	22015	3669
Away:	3-2-1	Neutral:	0	0	0
Neutral:	0-0-0				
Overtime:	0-1-1				

Date	Opponent	Score	Goals	Shots		Penalties		Power Plays	
				Assists	Shots	Pen-Min	Pen-Min	G-Ch	G-Ch
Oct 07	ARIZONA STATE	9-2	9 / 2	17 / 4	51 / 19	17-66	/ 31-116	6-19	/ 0-9
Oct 08	ARIZONA STATE	4-2	4 / 2	8 / 4	37 / 25	5-10	/ 12-32	1-9	/ 1-4
Oct 14	at Minnesota Duluth	3-4	3 / 4	5 / 7	23 / 32	6-12	/ 6-12	2-6	/ 1-6
Oct 15	at Minnesota Duluth	3-1	3 / 1	6 / 1	38 / 28	4-8	/ 3-6	1-3	/ 0-4
Oct 21	PENN STATE	3-3	3 / 3	4 / 6	33 / 32	9-18	/ 11-22	0-10	/ 1-8
Oct 22	PENN STATE	2-3	2 / 3	4 / 5	28 / 33	5-10	/ 6-12	2-6	/ 0-5
Oct 27	UCONN	2-4	2 / 4	4 / 7	49 / 25	1-2	/ 6-12	0-6	/ 1-1
Oct 28	UCONN	6-2	6 / 2	11 / 4	39 / 32	2-4	/ 1-2	1-1	/ 1-2
Nov 12	at Northeastern	5-2	5 / 2	10 / 4	28 / 25	4-8	/ 2-4	1-2	/ 2-4
Nov 13	at Northeastern	0-0	0 / 0	0 / 0	22 / 16	4-8	/ 6-12	0-4	/ 0-3
Nov 17	UMASS LOWELL	1-4	1 / 4	2 / 7	23 / 35	6-12	/ 5-10	0-4	/ 0-5
Nov 18	UMASS LOWELL	4-1	4 / 1	8 / 2	34 / 22	7-25	/ 4-8	0-4	/ 0-6
Nov 25	HOLY CROSS	5-3	5 / 3	8 / 4	30 / 20	2-4	/ 4-8	1-4	/ 1-2
Nov 26	CLARKSON	0-2	0 / 2	0 / 2	35 / 27	6-23	/ 8-16	0-7	/ 0-4
Dec 2	at Massachusetts	4-5	4 / 5	7 / 9	25 / 24	4-8	/ 2-4	1-2	/ 3-4
Dec 3	at Massachusetts	3-0	3 / 0	6 / 0	36 / 22	7-14	/ 4-8	0-2	/ 0-5
Totals		54-38	54 / 38	100 / 66	531 / 417	89-232	/ 111-284	16-89	/ 11-72

Note: Game totals are displayed in the format TEAM/OPPONENT for each category

Date	Opponent	Score	Att.	Record:	Overall	Home	Away	Neutral
* Oct 27	UCONN	L 2-4	2936	ALL GAMES	4-3-1	2-2-0	2-1-1	0-0-0
* Oct 28	UCONN	W 6-2	4065	CONFERENCE	4-3-1	2-2-0	2-1-1	0-0-0
* Nov 12	at Northeastern	W 5-2	3511	NON-CONFERENCE	0-0-0	0-0-0	0-0-0	0-0-0
* Nov 13	at Northeastern	T 0-0	1444					
* Nov 17	#5 UMASS LOWELL	L 1-4	3151					
* Nov 18	#5 UMASS LOWELL	W 4-1	4653					
* Dec 2	at Massachusetts	L 4-5	2481					
* Dec 3	at Massachusetts	W 3-0	3039					

TEAM STATISTICS		ND	OPP
SHOT STATISTICS			
Goals-Shot attempts	25-256	18-201	
Shot pct.	.098	.090	
Goals/Game	3.1	2.2	
Shots/Game	32.0	25.1	
POWER PLAYS			
Goals-Power Plays	3-25	7-30	
Conversion Percent	.120	.233	
Shot Attempts	37	44	
Shot Percent	.081	.159	
GOAL BREAKDOWN			
Power Play	3	7	
Short-handed	0	0	
Empty net	1	2	
Penalty	0	0	
Unassisted	0	0	
Overtime	0	0	
PENALTIES			
Number	35	30	
Minutes	81	60	
Penalties/Game	4.4	3.8	
Pen minutes/Game	10.1	7.5	

#	Player	gp	g	a	pts	sh	sh%	pen-min	pp	s
10	Anders Bjork	8	5	7	12	26	.192	3-6	0	
18	Jake Evans	8	4	4	8	23	.174	4-8	0	
27	Bobby Nardella	8	2	5	7	21	.095	2-4	1	
15	Andrew Oglevie	8	2	5	7	23	.087	0-0	0	
22	Andrew Peeke	8	3	3	6	13	.231	3-6	0	
16	Connor Hurley	8	2	4	6	8	.250	3-6	0	
4	Dennis Gilbert	8	0	5	5	12	.000	2-4	0	
26	Cam Morrison	8	2	2	4	19	.105	1-2	0	
3	Jordan Gross	8	1	2	3	20	.050	0-0	1	
11	Cal Burke	8	0	3	3	14	.000	1-2	0	
25	Dylan Malmquist	8	0	3	3	12	.000	2-4	0	
9	Dawson Cook	8	1	1	2	10	.100	2-4	0	
6	Tory Dello	7	1	1	2	4	.250	5-21	0	
28	Jack Jenkins	8	1	1	2	22	.045	0-0	0	
21	Joe Wegwerth	8	1	1	2	14	.071	1-2	1	
2	Tony Bretzman	1	0	1	1	2	.000	0-0	0	
29	Bo Brauer	2	0	0	0	1	.000	0-0	0	
12	Felix Holmberg	3	0	0	0	3	.000	0-0	0	
19	Mike O'Leary	6	0	0	0	4	.000	2-4	0	
8	Ben Ostlie	5	0	0	0	0	.000	0-0	0	
24	Luke Ripley	8	0	0	0	5	.000	4-8	0	
Total		8	25	48	73	256	.098	35-81	3	
Opponents		8	18	33	51	201	.090	30-60	7	

#	Goalie	gp	min	ga	gaavg	saves	save%	w-l-t
40	Cal Petersen	8	458:27	16	2.09	183	.920	4-3-1
TM	EMPTY NET	5	1:33	2	-	0	.000	0-0-0
Total		8	460:00	18	2.35	183	.910	4-3-1
Opponents		8	460:00	25	3.26	231	.902	3-4-1

Attendance Summary		ND	Opponent
Total		14805	10475
Dates/Avg Per Date		4/3701	4/2619
Neutral Site #/Avg		0/0	

Goals by Period	1st	2nd	3rd	Total
Notre Dame	2	9	14	25
Opponents	4	7	7	18

Saves by Period	1st	2nd	3rd	Total
Notre Dame	71	55	57	183
Opponents	70	94	67	231

Opponent	Date	Score	2 BRETZMAN,T	3 GROSS,JORD	4 GILBERT,DEN	6 DELLO,TORY	8 OSTLIE,BEN	9 COOK,DAWS	10 BJORK,ANDE	11 BURKE,CAL	12 HOLMBERG,F	15 OGLEVIE,AN	16 HURLEY,CON
ASU	Oct 07	9-2 W	DNP	1-2-3	0-1-1	0-2-2	DNP	DNP	2-1-3	0-1-1	0-0-0	1-2-3	0-2-2
ASU	Oct 08	4-2 W	0-0-0	0-1-1	0-0-0	0-0-0	0-0-0	0-0-0	2-2-4	0-0-0	DNP	0-0-0	1-2-3
at UMD	Oct 14	3-4 L	DNP	0-0-0	0-0-0	0-0-0	0-0-0	0-0-0	1-0-1	0-0-0	0-0-0	1-1-2	0-1-1
at UMD	Oct 15	3-1 W	0-0-0	1-0-1	0-0-0	0-0-0	0-0-0	0-0-0	0-2-2	0-0-0	DNP	1-0-1	0-1-1
PSU	Oct 21	3-3 t	DNP	1-1-2	0-0-0	0-0-0	0-0-0	0-1-1	0-1-1	0-0-0	0-0-0	1-0-1	0-0-0
PSU	Oct 22	2-3 L	0-0-0	0-1-1	0-0-0	0-0-0	0-0-0	0-0-0	0-0-0	0-0-0	DNP	0-2-2	0-0-0
UCONN	Oct 27	2-4 L	DNP	0-0-0	0-0-0	1-0-1	0-0-0	0-0-0	0-1-1	0-0-0	DNP	0-1-1	0-1-1
UCONN	Oct 28	6-2 W	DNP	0-0-0	0-2-2	0-1-1	DNP	0-1-1	2-2-4	0-0-0	0-0-0	0-1-1	1-1-2
at NU	Nov 12	5-2 W	DNP	1-0-1	0-2-2	0-0-0	DNP	0-0-0	0-2-2	0-0-0	0-0-0	1-2-3	0-0-0
at NU	Nov 13	0-0 t	DNP	0-0-0	0-0-0	0-0-0	0-0-0	0-0-0	0-0-0	0-0-0	0-0-0	0-0-0	0-0-0
UML	Nov 17	1-4 L	DNP	0-1-1	0-0-0	0-0-0	0-0-0	0-0-0	0-0-0	0-0-0	DNP	0-0-0	1-0-1
UML	Nov 18	4-1 W	DNP	0-0-0	0-0-0	0-0-0	0-0-0	1-0-1	1-1-2	0-2-2	DNP	0-0-0	0-1-1
HC	Nov 25	5-3 W	DNP	0-1-1	0-0-0	0-2-2	0-0-0	0-0-0	1-2-3	0-0-0	0-0-0	1-0-1	1-1-2
CLARKSON	Nov 26	0-2 L	DNP	0-0-0	0-0-0	0-0-0	DNP	0-0-0	0-0-0	0-0-0	DNP	0-0-0	0-0-0
at UMASS	Dec 2	4-5 L	DNP	0-1-1	0-0-0	0-0-0	DNP	0-0-0	2-0-2	0-0-0	DNP	0-1-1	0-1-1
at UMASS	Dec 3	3-0 W	0-1-1	0-0-0	0-1-1	DNP	0-0-0	0-0-0	0-1-1	0-1-1	DNP	1-0-1	0-0-0

Opponent	Date	Score	18 EVANS,JAKE	19 O'LEARY,MIK	21 WEGWERTH,	22 PEEKE,ANDR	24 RIPLEY,LUKE	25 MALMQUIST,	26 MORRISON,C	27 NARDELLA,B	28 JENKINS,JAC	29 BRAUER,BO	32 MORRIS,CAL
ASU	Oct 07	9-2 W	0-1-1	0-0-0	0-1-1	0-0-0	0-0-0	1-1-2	0-2-2	2-1-3	0-0-0	2-0-2	0-0-0
ASU	Oct 08	4-2 W	0-0-0	0-0-0	DNP	0-0-0	0-0-0	1-2-3	0-0-0	0-1-1	0-0-0	DNP	DNP
at UMD	Oct 14	3-4 L	0-2-2	0-0-0	0-0-0	0-0-0	0-0-0	0-0-0	1-1-2	0-0-0	DNP	DNP	DNP
at UMD	Oct 15	3-1 W	0-0-0	0-0-0	0-0-0	0-0-0	DNP	1-2-3	0-0-0	0-1-1	DNP	0-0-0	DNP
PSU	Oct 21	3-3 t	1-1-2	0-0-0	0-0-0	0-0-0	0-0-0	0-0-0	0-0-0	0-0-0	DNP	DNP	DNP
PSU	Oct 22	2-3 L	0-1-1	0-0-0	2-0-2	0-0-0	DNP	0-0-0	0-0-0	0-0-0	DNP	0-0-0	DNP
UCONN	Oct 27	2-4 L	1-0-1	0-0-0	0-0-0	0-0-0	0-0-0	0-1-1	0-0-0	0-0-0	0-0-0	DNP	DNP
UCONN	Oct 28	6-2 W	0-1-1	0-0-0	1-0-1	0-1-1	0-0-0	0-1-1	1-0-1	0-0-0	1-0-1	DNP	DNP
at NU	Nov 12	5-2 W	1-2-3	0-0-0	0-0-0	1-0-1	0-0-0	0-0-0	1-1-2	0-1-1	0-0-0	DNP	DNP
at NU	Nov 13	0-0 t	0-0-0	DNP	0-0-0	0-0-0	0-0-0	0-0-0	0-0-0	0-0-0	0-0-0	DNP	DNP
UML	Nov 17	1-4 L	0-0-0	0-0-0	0-0-0	0-0-0	0-0-0	0-1-1	0-0-0	0-0-0	0-0-0	DNP	DNP
UML	Nov 18	4-1 W	0-0-0	DNP	0-0-0	1-1-2	0-0-0	0-0-0	0-0-0	1-2-3	0-1-1	0-0-0	DNP
HC	Nov 25	5-3 W	0-1-1	DNP	1-0-1	0-0-0	0-0-0	0-1-1	1-0-1	0-0-0	0-0-0	DNP	DNP
CLARKSON	Nov 26	0-2 L	0-0-0	0-0-0	0-0-0	0-0-0	0-0-0	0-0-0	0-0-0	0-0-0	0-0-0	0-0-0	DNP
at UMASS	Dec 2	4-5 L	0-1-1	0-0-0	0-0-0	1-1-2	0-0-0	0-0-0	0-0-0	1-2-3	0-0-0	0-0-0	DNP
at UMASS	Dec 3	3-0 W	2-0-2	0-0-0	0-1-1	0-0-0	0-0-0	0-0-0	0-1-1	0-0-0	0-0-0	DNP	DNP

Cal Petersen Game-by-Game

Date	Opponent	Score	Minutes	GA	GAAvg	Saves	Save%	W	L	T	PP	SH	EN	PN	SO
Oct 07, 2016	ARIZONA STATE	9-2	39:41	1	1.51	10	.909	1	0	0	0	0	0	0	0
Oct 08, 2016	ARIZONA STATE	4-2	59:34	2	1.81	23	.917	2	0	0	1	0	0	0	0
Oct 14, 2016	at Minnesota Duluth	3-4	58:26	4	2.66	28	.897	2	1	0	1	0	0	0	0
Oct 15, 2016	at Minnesota Duluth	3-1	59:25	1	2.21	27	.917	3	1	0	0	0	0	0	0
Oct 21, 2016	PENN STATE	3-3	64:39	3	2.34	29	.914	3	1	1	1	0	0	0	0
Oct 22, 2016	PENN STATE	2-3	61:17	3	2.45	30	.913	3	2	1	0	0	0	0	0
Oct 27, 2016	UCONN	2-4	59:21	3	2.53	21	.908	3	3	1	1	0	0	0	0
Oct 28, 2016	UCONN	6-2	60:00	2	2.47	30	.912	4	3	1	1	0	0	0	0
Nov 12, 2016	at Northeastern	5-2	60:00	2	2.41	23	.913	5	3	1	2	0	0	0	0
Nov 13, 2016	at Northeastern	0-0	39:52	0	2.24	16	.919	5	3	2	0	0	0	0	0
Nov 17, 2016	UMASS LOWELL	1-4	59:50	3	2.31	31	.918	5	4	2	0	0	0	0	0
Nov 18, 2016	UMASS LOWELL	4-1	60:00	1	2.20	21	.920	6	4	2	0	0	0	0	0
Nov 25, 2016	HOLY CROSS	5-3	59:49	3	2.26	17	.916	7	4	2	1	0	0	0	0
Nov 26, 2016	CLARKSON	0-2	59:23	2	2.25	25	.917	7	5	2	0	0	0	0	0
Dec 2, 2016	at Massachusetts	4-5	59:28	5	2.44	19	.909	7	6	2	3	0	0	0	0
Dec 3, 2016	at Massachusetts	3-0	59:56	0	2.28	22	.914	8	6	2	0	0	0	0	0
Totals			920:41	35	2.28	372	.914	8	6	2	11	0	0	0	0

Cale Morris Game-by-Game

Date	Opponent	Score	Minutes	GA	GAAvg	Saves	Save%	W	L	T	PP	SH	EN	PN	SO
Oct 07, 2016	ARIZONA STATE	9-2	19:43	1	3.04	7	.875	0	0	0	0	0	0	0	0
Totals			19:43	1	3.04	7	.875	0	0	0	0	0	0	0	0

Hockey Game Box Score (Final) Arizona State vs #8 Notre Dame (Oct 07, 2016 at Notre Dame, Ind.)

Arizona State (0-1-0) vs. Notre Dame (1-0-0, 0-0-0 HEA)
Date: Oct 07, 2016 • Location: Notre Dame, Ind. • Arena: Compton Ice Arena
Attendance: 3356 • Start time: 7:35 PM • End time: 10:10 PM • Total time: 2:45

TEAM SUMMARY
Arizona State 1 2 3 Tot +/-
1 Edward McGovern 0 0 0 0 0
8 Joe Lappin 0 0 1 1 -1
10 Tyler Busch 1 0 3 4 +2

GOALTENDERS
Arizona State Dec Min GA 1 2 3 Saves
35 Joey Daccord L 58:45 9 22 9 11 42

PENALTY SUMMARY
Prd Player Team Min/Offense Time
1st Anthony Croston ASU 2 Slashing 05:19 PP
1st Edward McGovern ASU 2 Cross-Checking 05:46 PP

Hockey Game Box Score (Final) #5 Notre Dame vs #4 Minnesota Duluth (Oct 14, 2016 at Duluth, Minn.)

Notre Dame (2-1-0)(0-0-0 HEA) vs. Minnesota Duluth (3-0-2)(0-0-0 NCHC)
Date: Oct 14, 2016 • Location: Duluth, Minn. • Arena: AMSOL Arena
Attendance: 5526 • Start time: 7:27 pm • End time: 9:27 • Total time: 2:20

Prd Time Team Scored by Assists Vis. on ice Home on ice
1. 1st 07:12 ND PP Andrew Ogievie/2 Cam Morrison/3 22,26,27,18,15 20,8,10,4

TEAM SUMMARY
Notre Dame 1 2 3 Tot +/-
3 Dan Molenaar 0 0 0 0 +1
4 Neal Plonk 1 1 0 2 +1
6 Tony Dello 1 1 1 3 +1

GOALTENDERS
Notre Dame Dec Min GA 1 2 3 Saves
40 Cal Petersen L 58:26 4 11 11 6 28

PENALTY SUMMARY
Prd Player Team Min/Offense Time
1st Dominic Toninato UMD 2 Hooking 07:04 PP
1st Connor Hurley ND 2 Slashing 07:26 PP

Win-Nick Deery (1-0-2), Loss-Cal Petersen (2-1-0).

Hockey Game Box Score (Final) Arizona State vs #8 Notre Dame (Oct 08, 2016 at Notre Dame, Ind.)

Arizona State (0-2-0) vs. Notre Dame (2-0-0, 0-0-0 HEA)
Date: Oct 08, 2016 • Location: Notre Dame, Ind. • Arena: Compton Ice Arena
Attendance: 3554 • Start time: 7:05 PM • End time: 9:23 PM • Total time: 2:18

Prd Time Team Scored by Assists Vis. on ice Home on ice
1. 1st 01:02 ND EV Connor Hurley/1 Anders Bjork/2 21,15,44,10,24 16,10,25,6,27

TEAM SUMMARY
Arizona State 1 2 3 Tot +/-
8 Joe Lappin 0 0 0 0 0
10 Tyler Busch 0 2 1 3 -1
11 Jack Rowe 0 0 0 0 0

GOALTENDERS
Arizona State Dec Min GA 1 2 3 Saves
38 Robert Levin L 59:44 3 8 12 13 33

PENALTY SUMMARY
Prd Player Team Min/Offense Time
1st Tyler Busch ASU 2 Boarding 04:48 PP
1st Tony Dello ND 2 Elbowing 09:44 PP

Win-Cal Petersen (2-0-0), Loss-Robert Levin (0-1-0).

Referee's signature

Hockey Game Box Score (Final) #5 Notre Dame vs #4 Minnesota Duluth (Oct 15, 2016 at Duluth, Minn.)

Notre Dame (3-1-0)(0-0-0 HEA) vs. Minnesota Duluth (3-1-2)(0-0-0 NCHC)
Date: Oct 15, 2016 • Location: Duluth, Minn. • Arena: AMSOL Arena
Attendance: 6014 • Start time: 7:07 pm • End time: 9:20 • Total time: 2:13

Prd Time Team Scored by Assists Vis. on ice Home on ice
1. 2nd 01:53 UMD EV Adam Johnson/4 Joey Anderson/6 3,25,16,10,2 7,13,12,8,4

TEAM SUMMARY
Notre Dame 1 2 3 Tot +/-
2 Tony Bretzman 0 1 0 1 -1
3 Dan Molenaar 0 0 0 0 0
4 Neal Plonk 1 0 2 3 +1

GOALTENDERS
Minnesota Duluth Dec Min GA 1 2 3 Saves
40 Cal Petersen W 59:25 1 13 6 8 27

PENALTY SUMMARY
Prd Player Team Min/Offense Time
1st Adam Johnson UMD 2 Hooking 11:55 PP
1st Jared Thomas UMD 2 Interference 14:44 PP

Win-Cal Petersen (3-1-0), Loss-Hunter Shepard (0-1-0).

Referee's signature

Hockey Game Box Score (Final) Penn State vs #3 Notre Dame (Oct 21, 2016 at Notre Dame, Ind.)

Penn State (2-1-1, 0-0-0 BIG) vs. Notre Dame (3-1-1, 0-0-0 HEA) Date: Oct 21, 2016 • Location: Notre Dame, Ind. • Arena: Compton Family Arena Attendance: 3411 • Start time: 7:35 PM • End time: 10:02 PM • Total time: 2:27

Table with columns: Prd, Time, Team, Scored by, Assists, Vis. on ice, Home on ice, Goals by Period. Rows 1-7 showing game events.

TEAM SUMMARY

Summary table with columns: #, Penn State, 1, 2, 3, OT, Tot, +/-, #, Notre Dame, 1, 2, 3, OT, Tot, +/-.

GOALTENDERS

Table with columns: #, Penn State, Dec, Min, GA, 1, 2, 3, OT, Saves, #, Notre Dame, Dec, Min, GA, 1, 2, 3, OT, Saves.

PENALTY SUMMARY

Table with columns: Prd, Player, Team, MinOffense, Time, Prd, Player, Team, MinOffense, Time.

Penn State-Jones, Peyton (2-0-1). Notre Dame-Cal Petersen (3-1-1). Timeout by Penn State at 1:39 in OT period. Referee's signature

Hockey Game Box Score (Final) Penn State vs #3 Notre Dame (Oct 22, 2016 at Notre Dame, Ind.)

Penn State (3-1-1, 0-0-0 BIG) vs. Notre Dame (3-2-1, 0-0-0 HEA) Date: Oct 22, 2016 • Location: Notre Dame, Ind. • Arena: Compton Ice Arena Attendance: 3518 • Start time: 7:10 PM • End time: 9:30 PM • Total time: 2:20

Table with columns: Prd, Time, Team, Scored by, Assists, Vis. on ice, Home on ice, Goals by Period. Rows 1-5 showing game events.

TEAM SUMMARY

Summary table with columns: #, Penn State, 1, 2, 3, OT, Tot, +/-, #, Notre Dame, 1, 2, 3, OT, Tot, +/-.

GOALTENDERS

Table with columns: #, Penn State, Dec, Min, GA, 1, 2, 3, OT, Saves, #, Notre Dame, Dec, Min, GA, 1, 2, 3, OT, Saves.

PENALTY SUMMARY

Table with columns: Prd, Player, Team, MinOffense, Time, Prd, Player, Team, MinOffense, Time.

Win-Jones, Peyton (3-0-1). Loss-Cal Petersen (3-2-1). PSU Timeout at 12:49 of 2nd Period. Referee's signature

Hockey Game Box Score (Final) UCONN vs #6 Notre Dame (Oct 27, 2016 at Notre Dame, Ind.)

UCONN (3-1-2, 1-0-0 HEA) vs. Notre Dame (3-3-1, 0-1-0 HEA) Date: Oct 27, 2016 • Location: Notre Dame, Ind. • Arena: Compton Family Arena Attendance: 2936 • Start time: 7:35 PM • End time: 9:58 PM • Total time: 2:23

Table with columns: Prd, Time, Team, Scored by, Assists, Vis. on ice, Home on ice, Goals by Period. Rows 1-6 showing game events.

TEAM SUMMARY

Summary table with columns: #, UCONN, 1, 2, 3, OT, Tot, +/-, #, Notre Dame, 1, 2, 3, OT, Tot, +/-.

GOALTENDERS

Table with columns: #, UCONN, Dec, Min, GA, 1, 2, 3, OT, Saves, #, Notre Dame, Dec, Min, GA, 1, 2, 3, OT, Saves.

PENALTY SUMMARY

Table with columns: Prd, Player, Team, MinOffense, Time, Prd, Player, Team, MinOffense, Time.

Win-Huska, Adam (1-1-1). Loss-Cal Petersen (3-3-1). Referee's signature

Hockey Game Box Score (Final) UCONN vs #6 Notre Dame (Oct 28, 2016 at Notre Dame, Ind.)

UCONN (3-2-3, 1-1-0) vs. Notre Dame (4-3-1, 1-1-0) Date: Oct 28, 2016 • Location: Notre Dame, Ind. • Arena: Compton Ice Arena Attendance: 4065 • Start time: 7:35 PM • End time: 9:35 • Total time: 2:00

Table with columns: Prd, Time, Team, Scored by, Assists, Vis. on ice, Home on ice, Goals by Period. Rows 1-8 showing game events.

TEAM SUMMARY

Summary table with columns: #, UCONN, 1, 2, 3, OT, Tot, +/-, #, Notre Dame, 1, 2, 3, OT, Tot, +/-.

GOALTENDERS

Table with columns: #, UCONN, Dec, Min, GA, 1, 2, 3, OT, Saves, #, Notre Dame, Dec, Min, GA, 1, 2, 3, OT, Saves.

PENALTY SUMMARY

Table with columns: Prd, Player, Team, MinOffense, Time, Prd, Player, Team, MinOffense, Time.

Win-Cal Petersen (4-3-1). Loss-Nichols, Rob (2-1-2). Referee's signature

Hockey Game Box Score (Final)
#9 Notre Dame vs Northeastern (Nov 12, 2016 at Boston, Mass.)

Notre Dame (5-3-1, 2-1-1 HEA) vs. Northeastern (3-4-3, 0-3-1 HEA)
Date: Nov 12, 2016 • Location: Boston, Mass. • Arena: Matthews Arena
Attendance: 3511 • Start time: 7:00pm • End time: 9:20pm • Total time: 2:20

Table with columns: Prd, Time, Team, Scored by, Assists, Vis. on ice, Home on ice, Goals by Period, Shots by Period, Power Play Goals-Att (SH), Penalties-Minutes by Prd, and TEAM SUMMARY.

Table with columns: Prd, Player, Team, Min/Offense, Time, Prd, Player, Team, Min/Offense, Time. Includes GOALTENDERS, PENALTY SUMMARY, and Referee's signature.

Win-Cal Petersen (5-3-1). Loss-Ruck, Ryan (3-4-3).

Referee's signature

Hockey Game Box Score (Final)
#9 Notre Dame vs Northeastern (Nov 13, 2016 at Boston, Mass.)

Notre Dame (5-3-2, 2-1-1) vs. Northeastern (3-4-4, 0-3-2)
Date: Nov 13, 2016 • Location: Boston, Mass. • Arena: Matthews Arena
Attendance: 1444 • Start time: 3:00 pm • End time: 4:28 pm • Total time: 1:28

Table with columns: Prd, Time, Team, Scored by, Assists, Vis. on ice, Home on ice, Goals by Period, Shots by Period, Power Play Goals-Att (SH), Penalties-Minutes by Prd, and TEAM SUMMARY.

Table with columns: Prd, Player, Team, Min/Offense, Time, Prd, Player, Team, Min/Offense, Time. Includes GOALTENDERS, PENALTY SUMMARY, and Referee's signature.

Notre Dame-Cal Petersen (5-3-2). Northeastern-Theut, Jake (0-0-1).

Referee's signature

Hockey Game Box Score (Final)
#5 UMass Lowell vs #9 Notre Dame (Nov 17, 2016 at Notre Dame, Ind.)

UMass Lowell (8-3-2, 4-1-0 HEA) vs. Notre Dame (5-4-2, 2-2-1 HEA)
Date: Nov 17, 2016 • Location: Notre Dame, Ind. • Arena: Compton Family Arena
Attendance: 3151 • Start time: 7:35 PM • End time: 9:35 PM • Total time: 2:00

Table with columns: Prd, Time, Team, Scored by, Assists, Vis. on ice, Home on ice, Goals by Period, Shots by Period, Power Play Goals-Att (SH), Penalties-Minutes by Prd, and TEAM SUMMARY.

Table with columns: Prd, Player, Team, Min/Offense, Time, Prd, Player, Team, Min/Offense, Time. Includes GOALTENDERS, PENALTY SUMMARY, and Referee's signature.

Win-Wall, Tyler (8-2-1). Loss-Cal Petersen (5-4-2).

Referee's signature

Hockey Game Box Score (Final)
#5 UMass Lowell vs #9 Notre Dame (Nov 18, 2016 at Notre Dame, Ind.)

UMass Lowell (8-4-2, 4-2-0 HEA) vs. Notre Dame (6-4-2, 3-2-1 HEA)
Date: Nov 18, 2016 • Location: Notre Dame, Ind. • Arena: Compton Family Arena
Attendance: 4653 • Start time: 7:35 PM • End time: 9:45 PM • Total time: 2:10

Table with columns: Prd, Time, Team, Scored by, Assists, Vis. on ice, Home on ice, Goals by Period, Shots by Period, Power Play Goals-Att (SH), Penalties-Minutes by Prd, and TEAM SUMMARY.

Table with columns: Prd, Player, Team, Min/Offense, Time, Prd, Player, Team, Min/Offense, Time. Includes GOALTENDERS, PENALTY SUMMARY, and Referee's signature.

Win-Cal Petersen (6-4-2). Loss-Hernberg, Chris (0-1-1).

Referee's signature

Hockey Game Box Score (Final)
Holy Cross vs #11 Notre Dame (Nov 25, 2016 at Notre Dame, Ind.)

Holy Cross (5-4-2, 2-2-2 AH) vs. Notre Dame (7-4-2, 3-2-1 HEA)
Date: Nov 25, 2016 • Location: Notre Dame, Ind. • Arena: Compton Family Arena
Attendance: 4581 • Start time: 7:35 PM • End time: 9:33 PM • Total time: 1:58

Prd	Time	Team	Scored by	Assists	Vis. on ice	Home on ice	Goals by Period
1	03:46	ND	Connor Hurley/4	Dylan Malmquist/9	7,15,11,12,29	16,25,10,3,27	Team 1 2 3 Tot HC 1 1 1 3 ND 1 2 2 5
2	12:37	HC	Crinella, Peter/1	Mackie, Jay/5 Darrar, Kevin/4	13,18,10,7,15	28,3,24,11,26	
3	02:27	HC	Moore, T.J./10	Jake Evans/9	17,15,7,21,27	18,22,25,10,27	
4	13:16	ND	Joe Wegwerth/4	Tory Dello/4 Anders Bjork/13	7,15,18,13,10	21,18,15,4,22	
5	17:37	ND	Cam Morrison/4	Jordan Gross/7 Anders Bjork/14	5,15,39,17	26,3,10,18,27	
6	04:30	ND	Anders Bjork/6	Connor Hurley/10 Tory Dello/5	27,33,4,17,12	10,16,25,4,6	
7	10:20	HC	Lopez, Danny/6	Trapp, Spencer/9 Robinson, Neil/1	27,5,21,17,37	4,18,9,6	
8	19:55	ND	Andrew Ogilvie/6	Trapp, Spencer/9 Robinson, Neil/1	29,27,17,7,23,5	15,18,6,4,10	

TEAM SUMMARY

#	Team	1	2	3	Tot	+/
#	Holy Cross	0	1	2	3	-1
#	Notre Dame	1	2	3	6	+1

GOALTENDERS

#	Team	Dec	Min	GA	1	2	3	Saves
#	Holy Cross	Dec	1:06	1	0	0	0	1
#	Notre Dame	Dec	59:49	3	3	8	6	17

PENALTY SUMMARY

Prd	Player	Team	MinOffense	Time
1st	Smith, Logan	HC	2.Holding The Stick	08:08 PP
1st	Tory Dello	ND	2.Kneeing	16:42 PP
2nd	Smith, Logan	HC	2.Interference	14:22 PP

Win-Cal Petersen (7-4-2). Loss-Berrafato, Paul (5-4-2).
Shillelagh Tournament

Hockey Game Box Score (Final)
Clarkson vs #11 Notre Dame (Nov 26, 2016 at Notre Dame, Ind.)

Clarkson (8-5-3, 4-1-1 ECAC) vs. Notre Dame (7-5-2, 3-2-1 HEA)
Date: Nov 26, 2016 • Location: Notre Dame, Ind. • Arena: Compton Family Arena
Attendance: 3865 • Start time: 7:35 PM • End time: 9:42 PM • Total time: 2:07

Prd	Time	Team	Scored by	Assists	Vis. on ice	Home on ice	Goals by Period
1	06:29	CLAR	Brosseau, Devin/4	Sturm, Nico/9	14,17,4,13,11	10,6,4,25,16	Team 1 2 3 Tot CLAR 1 1 0 2 ND 0 0 0 0
2	15:22	CLAR	Rempal, Sheldon/5	Josephs, Troy/5	11,16,4,5	10,27,15,3	

TEAM SUMMARY

#	Team	1	2	3	Tot	+/
#	Clarkson	1	2	3	6	+1
#	Notre Dame	0	0	0	0	-1

GOALTENDERS

#	Team	Dec	Min	GA	1	2	3	Saves
#	Clarkson	Dec	60:00	0	15	9	11	35
#	Notre Dame	Dec	59:23	2	3	14	8	25

PENALTY SUMMARY

Prd	Player	Team	MinOffense	Time
1st	Smith, Logan	HC	2.Holding The Stick	08:08 PP
1st	Tory Dello	ND	2.Kneeing	16:42 PP
2nd	Smith, Logan	HC	2.Interference	14:22 PP

Win-Kielly, Jake (7-4-3). Loss-Cal Petersen (7-5-2).
F - ANDERS BJORK (ND), F - JOE SWIVELY (ALE).
D - TORY DELLO (ND), G - JAKE KIELY (CU)
MOP - JAKE KIELY (CU)

Hockey Game Box Score (Final)
#12 Notre Dame vs Massachusetts (12/02/16 at Amherst, Mass.)

Notre Dame (7-6-2, 3-3-1 HEA) vs. Massachusetts (4-7-2, 2-5-1 HEA)
Date: 12/02/16 • Location: Amherst, Mass. • Arena: Mullins Center
Attendance: 2481 • Start time: 6:00 pm • End time: 8:29 pm • Total time: 2:29

Prd	Time	Team	Scored by	Assists	Vis. on ice	Home on ice	Goals by Period
1	10:28	UMAS	Pigozzi, Ray/2	Iacobellis, Steve/5 Plevy, Austin/5	10,4,6,18	15,16,14,37,8	Team 1 2 3 Tot UMAS 0 0 4 4 ND 0 0 0 0
2	14:15	UMAS	Hildenbrand, Niko/3	McDougal, Riley/3 Jeszka, Griff/5	25,24,16,10,3	19,27,11,8,37	
3	16:38	UMAS	Iacobellis, Steven/2	Horton, Jake/2 Lagesson, William/4	9,18,4,6	16,8,14,15,37	
4	01:08	ND	Andrew Peeke/3	Bobby Nardella/7 Connor Hurley/11	22,27,18,15,26	15,13,28,14,11	
5	04:24	ND	Anders Bjork/10	Connor Hurley/11 Chukarov, Ivan/3	10,16,4,19,6	37,11,27,19,8	
6	07:57	UMAS	Plevy, Austin/5	Chukarov, Ivan/3 Horton, Jake/3	3,18,4	14,13,8,16,15	
7	11:37	ND	Bobby Nardella/4	Andrew Ogilvie/10 Andrew Peeke	27,15,22,26,18	37,4,14,16	
8	12:46	UMAS	Pigozzi, Ray/3	Iacobellis, Steve/6 Jordan Gross/8	11,27,19,22,28	15,16,4,14,18	
9	16:01	ND	Anders Bjork/11	Jordan Gross/8 Bobby Nardella/8	10,3,27,18,15	8,37,14,15,16	

TEAM SUMMARY

#	Team	1	2	3	Tot	+/
#	Notre Dame	1	0	0	1	0
#	Massachusetts	0	0	0	0	-1

GOALTENDERS

#	Team	Dec	Min	GA	1	2	3	Saves
#	Notre Dame	Dec	59:28	5	10	3	6	19
#	Massachusetts	Dec	60:04	0	0	0	0	0

PENALTY SUMMARY

Prd	Player	Team	MinOffense	Time
1st	Lazarus, Jonny	UMAS	2.Hooking	16:35 PP
2nd	Dawson Cook	ND	2.High Sticking	09:53 PP
2nd	Mike O'Leary	ND	2.Cross-Checking	16:12 PP

Win-Wischow, Ryan (3-3-2). Loss-Cal Petersen (7-6-2).

Hockey Game Box Score (Final)
#12 Notre Dame vs Massachusetts (12/03/16 at Amherst, Mass.)

Notre Dame (8-6-2, 4-3-1 HEA) vs. Massachusetts (4-8-2, 2-6-1 HEA)
Date: 12/03/16 • Location: Amherst, Mass. • Arena: Mullins Center
Attendance: 3039 • Start time: 7:00 pm • End time: 9:20 pm • Total time: 2:20

Prd	Time	Team	Scored by	Assists	Vis. on ice	Home on ice	Goals by Period
1	19:18	ND	Andrew Ogilvie/7	Dennis Gilbert/6 Anders Bjork/15	15,4,18,10,3	15,16,14,37,4	Team 1 2 3 Tot ND 1 1 1 3 UMAS 0 0 0 0
2	04:01	ND	Jake Evans/4	Cam Morrison/5 Tory Dello/5	18,26,2,15,24	9,10,26,8,13	
3	19:43	ND	EN Jake Evans/5	Joe Wegwerth/2 Cal Burke/4	18,3,4,11,21	14,15,16,17,28,37	

TEAM SUMMARY

#	Team	1	2	3	Tot	+/
#	Notre Dame	1	1	1	3	+1
#	Massachusetts	0	0	0	0	-1

GOALTENDERS

#	Team	Dec	Min	GA	1	2	3	Saves
#	Notre Dame	Dec	59:56	0	9	7	22	39
#	Massachusetts	Dec	59:07	2	9	14	10	33

PENALTY SUMMARY

Prd	Player	Team	MinOffense	Time
1st	Andrew Peeke	ND	2.Interference	05:29 PP
1st	Luke Ripley	ND	2.Cross-Checking	06:55 PP
1st	Plevy, Austin	UMass	2.Unsportsmanlike Conduct	08:36
1st	Andrew Ogilvie	ND	2.Unsportsmanlike Conduct	08:36
1st	Badger, Ryan	UMass	2.Holding	09:57 PP
1st	Baxandall, Brennan	UMass	2.Cross-Checking	12:24 PP

Win-Cal Petersen (8-6-2). Loss-Wischow, Ryan (3-4-2).



#2 Tony Bretzman

Jr. | F | Mendota Heights, Minnesota
Langley Rivermen (BCHL)

Career Highs

Goals: 1 (2x - vs. UConn 11/1/15)
Assists: 1 (2x - at UMass 12/3/16)
Points: 1 (4x - at UMass 12/3/16)
Multi-point games: n/a
Point Streak: n/a

2016-17 Notes

- Notched an assist in Notre Dame's 3-0 win at UMass (Dec. 3), which was his fourth game of the season.

Bretzman's Career Stats

Season	GP	G	A	Points	Shots	Shot%	Pen-Min	+/-	PPG	SHG	GWG
2014-15	17	1	1	2	8	.125	3-6	-2	0	0	1
2015-16	8	1	0	1	5	.200	2-4	+2	0	0	0
2016-17	4	0	1	1	3	.000	0-0	-1	0	0	0
TOTAL	29	2	2	4	16	.125	5-10	-1	0	0	1



#3 Jordan Gross

JR. | D | Maple Grove, Minnesota
Green Bay Gamblers (USHL)

2016-17 Notes

- Opened the season with a three-point game (1G, 2A) against Arizona State (Oct. 7), tying his career high mark in the 9-2 win.
- Gross has played 94 consecutive games to start his Notre Dame career.
- Notched the third period, game tying goal in Notre Dame's 3-3 tie with Penn State on Oct. 21 (also had an assist in that game).
- Notched a power-play goal in Notre Dame's 5-2 win at Northeastern (Nov. 12).

Career Highs

Goals: 2 (2x - vs. Northeastern 11/12/15)
Assists: 2 (7x - vs. Arizona State 10/7/16)
Points: 3 (2x - Arizona State 10/7/16)
Multi-point games: 17
Point Streak: 9 games
(Dec. 5 - Jan. 23, 2015; 3-8-11)

Gross's Career Stats

Season	GP	G	A	Points	Shots	Shot%	Pen-Min	+/-	PPG	SHG	GWG
2014-15	42	7	21	28	92	.076	7-14	+8	1	0	1
2015-16	37	9	22	31	113	.080	11-30	+15	2	0	1
2016-17	16	4	8	12	53	.075	3-6	+4	2	0	1
TOTAL	95	20	51	71	258	.078	21-50	+27	5	0	3



#4 Dennis Gilbert

So. | D | Buffalo, New York
Chicago Steel (USHL)

Career Highs

Goals: 1 (2x - at BC 12/10/15)
Assists: 2 (4x - at Northeastern 11/12/16)
Points: 2 (4x - at Northeastern 11/12/16)
Multi-point games: 5
Point Streak: 3 games
(Oct. 31 - Nov. 6, 2015; 0-4-4)

2016-17 Notes

- Tied a career high with two assists in Notre Dame's 6-2 win over UConn (Oct. 28).
- Then had a two-assist game in Notre Dame's next contest, a 5-2 win at Northeastern (Nov. 12).

Gilbert's Career Stats

Season	GP	G	A	Points	Shots	Shot%	Pen-Min	+/-	PPG	SHG	GWG
2015-16	37	2	8	10	54	.037	17-34	+5	1	0	1
2016-17	16	0	6	6	22	.000	5-10	+8	0	0	0
TOTAL	53	2	14	16	76	.026	22-44	+13	1	0	1



#6 Tory Dello

Rr. | D | Crystal Lake, Illinois
Tri-City Storm (USHL)

Career Highs

Goals: 1 (vs. UConn 10/27/16)
Assists: 2 (vs. Holy Cross 11/25/16)
Points: 2 (vs. Holy Cross 11/25/16)
Multi-point games: 1
Point Streak: 2 games
(Oct. 27-28, 2016; 1-1-2)


2016-17 Notes

- Registered his first career point in his first career game by notching an assist on Anders Bjork's game-winning, power-play goal against Arizona State (Oct. 7).

- Notched his first career goal in the 4-2 loss to UConn (Oct. 27).
- Had a career-high two assists in Notre Dame's 5-3 win over Holy Cross in the Shillelagh Tournament.

Dello's Career Stats

Season	GP	G	A	Points	Shots	Shot%	Pen-Min	+/-	PPG	SHG	GWG
2016-17	15	1	5	6	27	.037	14-47	+2	0	0	0
TOTAL	15	1	5	6	27	.037	14-47	+2	0	0	0



#8 Ben Ostlie

Sr. | F | Edina, Minnesota
Omaha Lancers (USHL)

Career Highs

Goals: 1 (2x - at PSU 10/17/15)
Assists: 1 (3x - vs. Western Michigan 1/8/16)
Points: 1 (5x - vs. Western Michigan 1/8/16)
Multi-point games: n/a

2016-17 Notes

Ostlie's Career Stats

Season	GP	G	A	Points	Shots	Shot%	Pen-Min	+/-	PPG	SHG	GWG
2013-14	12	0	0	0	10	.000	3-6	-3	0	0	0
2014-15	24	1	2	3	13	.077	2-4	0	0	0	0
2015-16	27	1	1	2	17	.059	2-4	-5	0	0	0
2016-17	11	0	0	0	3	.000	3-6	-1	0	0	0
TOTAL	74	2	3	5	43	.047	10-20	-9	0	0	0



#9 Dawson Cook

Jr. | F | Cadillac, Michigan
Green Bay Gamblers (USHL)

Career Highs

Goals: 1 (4x - vs. Western Michigan 1/8/16)
Assists: 1 (4x - vs. UConn 10/28/16)
Points: 1 (8x - vs. UConn 10/28/16)
Multi-point games: n/a
Point Streak: 2 games
(Nov. 28 - Dec. 4, 2015)

2016-17 Notes

Cook's Career Stats

Season	GP	G	A	Points	Shots	Shot%	Pen-Min	+/-	PPG	SHG	GWG
2014-15	35	1	1	2	11	.091	4-8	-6	0	0	0
2015-16	32	3	1	4	16	.188	2-4	-2	0	0	1
2016-17	15	1	2	3	18	.056	2-4	+1	0	0	0
TOTAL	82	5	4	9	45	.111	8-16	-7	0	0	1



#10 Anders Bjork

Jr. | F | Mequon, Wisconsin
U.S. National U-18 Team

Career Highs

Goals: 2 (5x - at UMass 12/2/16)
Assists: 2 (13x - vs. UConn 10/28/16)
Points: 4 (2x - vs. UConn 10/28/16)
Multi-point games: 18
Point Streak: 10 games
(Nov. 28 - Jan. 23, 2016; 7-8-15)

2016-17 Notes

- Opened the season by scoring two goals and adding an assist in Notre Dame's 9-2 win over Arizona State (Oct. 7).
- The next night against the Sun Devils, posted a career-high four points on two goals and two assists.
- Had the game-winning goal on both wins over Arizona State and was named the Hockey East Player of the Week for his seven-point weekend (Oct. 10).
- Scored a highlight reel goal at Minnesota Duluth (Oct. 14) when he beat the defense and finished with a high wrist shot for his fifth goal of the season.
- Had a pair of assists in Notre Dame's 3-1 win at No. 4 Minnesota Duluth (Oct. 15).
- Posted his second four-point game of the season in Notre Dame's 6-2 win over UConn (Oct. 28), including two goals

and two assists.

- Finished October with 16 points (7-9-17) and was named the Hockey East Player of the Month.
- Had a goal and two assists to lead Notre Dame past Holy Cross, 5-3, in the opening round of the Shillelagh Tournament (Nov. 25).
- Had two third-period goals in Notre Dame's 5-4 loss at UMass (Dec. 2).

Bjork's Career Stats

Season	GP	G	A	Points	Shots	Shot%	Pen-Min	+/-	PPG	SHG	GWG
2014-15	41	7	15	22	74	.095	7-14	-3	1	1	0
2015-16	35	12	23	35	92	.130	4-8	+28	3	0	0
2016-17	16	11	15	26	57	.193	4-8	+12	2	0	3
TOTAL	92	30	53	83	223	.135	15-30	+37	6	1	3



#11 Cal Burke

Fr. | F | Boxborough, Massachusetts
Cedar Rapids RoughRiders (USHL)

Career Highs

Goals: --
Assists: 2 (vs. UMass Lowell 11/18/16)
Points: 2 (vs. UMass Lowell 11/18/16)
Multi-point games: 1
Point Streak: --

2016-17 Notes

- Opened his Irish career by notching an assist in the first game of the season, a 9-2 win over Arizona State (Oct. 7).
- Posted his first career multi-point game with two assists in Notre Dame's 4-1 win over UMass Lowell (Nov. 18).

Burke's Career Stats

Season	GP	G	A	Points	Shots	Shot%	Pen-Min	+/-	PPG	SHG	GWG
2016-17	16	0	4	4	23	.000	3-6	-4	0	0	0
TOTAL	16	0	4	4	23	.000	3-6	-4	0	0	0



#12 Felix Holmberg

Fr. | F | Stockholm, Sweden
AIK J20 (SuperElit)

Career Highs

Goals: --
Assists: --
Points: --
Multi-point games: --
Point Streak: --

2016-17 Notes

- Made his Irish debut in Notre Dame's 9-2 season-opening victory over Arizona State (Oct. 7)
- Holmberg is the fifth European to play for the Irish and the third from Stockholm, Sweden (Calle Ridderwall was the last from 2077-11).

Holmberg's Career Stats

Season	GP	G	A	Points	Shots	Shot%	Pen-Min	+/-	PPG	SHG	GWG
2016-17	7	0	0	0	4	.000	0-0	0	0	0	0
TOTAL	7	0	0	0	4	.000	0-0	0	0	0	0



#15 Andrew Oglevie

So. | F | Fullerton, California
Cedar Rapids RoughRiders

Career Highs

Goals: 2 (vs. Merrimack 1/15/16)
Assists: 2 (4x - at Northeastern 11/12/16)
Points: 3 (3x - at Northeastern 11/12/16)
Multi-point games: 6
Point Streak: 7 games
(Oct. 14 - Nov. 12, 2016; 4-7-11)

2016-17 Notes


- Opened the season by tying his career-high point total with three (1G, 2A) in Notre Dame's season-opening 92 win over Arizona State.
- Had a power-play goal and an assist in

Notre Dame's 4-3 loss at #4 Minnesota Duluth (Oct. 14).

- Added a power-play goal in Notre Dame's 3-1 win at Minnesota Duluth (Oct. 15).
- Had a goal and two assists in Notre Dame's 5-2 win at Northeastern (Nov. 12).
- Scored the first (and game-winning) goal in Notre Dame's 3-0 win at UMass (Dec. 3).

Oglevie's Career Stats

Season	GP	G	A	Points	Shots	Shot%	Pen-Min	+/-	PPG	SHG	GWG
2015-16	31	5	4	9	59	.085	4-8	+9	0	0	2
2016-17	16	7	10	17	57	.123	0-0	+5	3	0	1
TOTAL	47	12	14	26	116	.103	4-8	+14	3	0	3



#16 Connor Hurley

Jr. | F | Edina, Minnesota
Green Bay Gamblers (USHL)

Career Highs

Goals: 1 (11x - vs. UConn 10/28/16)
Assists: 3 (vs. UConn 11/1/15)
Points: 3 (2x - vs. Arizona State 10/8/16)
Multi-point games: 12
Point Streak: 3 games
(Oct. 18-25, 2014; 1-4-5)

2016-17 Notes

- Opened the season with a two assist game against Arizona State (Oct. 7).
- Followed with a goal and an two assists in game two versus the Sun Devils (Oct. 8), tying his career high with three points in the game.
- Had a goal and an assist in Notre Dame's 6-2 win over UConn (Oct. 28).
- Scored the opening goal and added an assist in Notre Dame's 5-3 win over Holy Cross in the Shillelagh Tournament (Nov. 25).

Hurley's Career Stats

Season	GP	G	A	Points	Shots	Shot%	Pen-Min	+/-	PPG	SHG	GWG
2014-15	41	4	10	14	59	.068	3-6	+5	0	0	1
2015-16	36	6	12	18	56	.107	5-10	+7	2	0	0
2016-17	16	4	11	15	25	.160	9-18	+5	0	0	1
TOTAL	93	14	33	47	140	.100	17-34	+17	2	0	2



#17 Peter Mark

Jr. | D | Minneapolis, Minn.
Saint Thomas Academy

Career Highs

Goals: --
Assists: --
Points: --
Multi-point games: --
Point Streak: --

2016-17 Notes

- Joined the Irish for the 2016-17 season after playing the previous two seasons with Notre Dame's club team.

Mark's Career Stats



#18 Jake Evans

Jr. | F | Toronto, Ontario
St. Michael's Buzzers (OJHL)

Career Highs

Goals: 2 (2x - at UMass 12/3/16)
Assists: 3 (2x - vs. Minnesota 11/6/15)
Points: 3 (5x - at Northeastern 11/12/16)
Multi-point games: 15
Point Streak: 6 games
(Jan. 8-23, 2016; 3-7-10)

2016-17 Notes

- Had a two assist game at No. 4 Minnesota Duluth (Oct. 14).
- Scored his first career shorthanded goal in Notre Dame's 3-3 overtime tie with Penn State (Oct. 21).
- Had a goal and two assists in Notre Dame's 5-2 win at Northeastern (Nov. 12).
- Scored the second and third (empty net) goals in Notre Dame's 3-0 win at UMass (Dec. 3).

Evans' Career Stats

Season	GP	G	A	Points	Shots	Shot%	Pen-Min	+/-	PPG	SHG	GWG
2014-15	41	7	10	17	63	.111	11-22	+4	1	0	1
2015-16	37	8	25	33	55	.145	9-29	+15	4	0	1
2016-17	16	5	10	15	36	.139	9-29	+9	0	1	0
TOTAL	94	20	45	65	154	.130	29-80	+28	5	1	2



#19 Mike O'Leary

Fr. | F | Halifax, Nova Scotia
Dubuque Fighting Saints (USHL)

Career Highs

Goals: --
Assists: --
Points: --
Multi-point games: --

2016-17 Notes

- Made his Notre Dame Debut on Oct. 7 versus Arizona State.

O'Leary's Career Stats

Season	GP	G	A	Points	Shots	Shot%	Pen-Min	+/-	PPG	SHG	GWG
2016-17	13	0	0	0	9	.000	4-16	0	0	0	0
TOTAL	13	0	0	0	9	.000	4-16	0	0	0	0



#21 Joe Wegwerth

So. | F | Brewster, New York
Cedar Rapids RoughRiders

Career Highs

Goals: 2 (vs. Penn State 10/22/16)
Assists: 1 (5x - at UMass 12/3/16)
Points: 2 (vs. Penn State 10/22/16)
Multi-point games: 1
Point Streak: 2 games
(Nov. 28 - Dec. 4, 2015)

2016-17 Notes

- Posted his first career two-goal game against Penn State (Oct. 22), when he scored a pair of power-play goals.
- Added a power-play goal in Notre Dame's 6-2 win over UConn (Oct. 28).

Wegwerth's Career Stats

Season	GP	G	A	Points	Shots	Shot%	Pen-Min	+/-	PPG	SHG	GWG
2015-16	30	1	3	4	29	.034	9-18	-4	0	0	0
2016-17	15	4	2	6	26	.154	3-6	+2	3	0	0
TOTAL	45	5	5	10	55	.091	12-24	-2	3	0	0



#22 Andrew Peeke

Fr. | D | Parkland, Florida
Green Bay Gamblers (USHL)

Career Highs

Goals: 1 (at Northeastern 11/12/16)
Assists: 1 (vs. UConn 10/28/16)
Points: 2 (at UMass 12/2/16)
Multi-point games: 1
Point Streak: --

2016-17 Notes

- Made his Notre Dame Debut on Oct. 7 versus Arizona State.
- Notched his first career point with an assist in Notre Dame's 6-2 win over UConn (Oct. 28).
- Scored his first career goal in Notre Dame's 5-2 win at Northeastern (Nov. 12).
- Notched a goal and an assist in the third period of Notre Dame's 5-4 loss at UMass (Dec. 2) for his first career multi-point game of his career.

Peeke's Career Stats

Season	GP	G	A	Points	Shots	Shot%	Pen-Min	+/-	PPG	SHG	GWG
2016-17	16	3	3	6	21	.143	4-8	+5	0	0	1
TOTAL	16	3	3	6	21	.143	4-8	+5	0	0	1



#23 Luke Novak

Fr. | F | Waukesha, Wis.
New Jersey Hitmen (USPHL)

Career Highs

Goals: --
Assists: --
Points: --
Multi-point games: --
Point Streak: --

2016-17 Notes

Novak's Career Stats



#24 Luke Ripley

Jr. | D | Kitimat, British Columbia
Powell River Kings (BCHL)

Career Highs

Goals: 1 (3x - vs. Northeastern 3/12/16)
Assists: 1 (12x - at Providence 2/19/16)
Points: 1 (15x - vs. Northeastern 3/12/16)
Multi-point games: n/a
Point Streak: 3 games
(Jan. 31-Feb. 7, 2015; 0-3-3)

2016-17 Notes

Ripley's Career Stats

Season	GP	G	A	Points	Shots	Shot%	Pen-Min	+/-	PPG	SHG	GWG
2014-15	42	2	6	8	32	.062	15-30	+4	0	0	1
2015-16	37	1	6	7	40	.025	18-47	+12	0	0	0
2016-17	14	0	0	0	6	.000	8-16	-5	0	0	0
TOTAL	93	3	12	15	78	.038	41-93	+11	0	0	1



#25 Dylan Malmquist

So. | F | Edina, Minnesota
Edina HS

Career Highs

Goals: 2 (vs. UMD 10/24/15)
Assists: 2 (3x - at Minnesota Duluth 10/15/16)
Points: 3 (3x - at Minnesota Duluth 10/15/16)
Multi-point games: 5
Point Streak: 2 games
(five times)

2016-17 Notes

- Had a five-point opening series versus Arizona State, including a goal and an assist in game one (Oct. 7) and a goal and two assists in game two (Oct. 8).
- Had a goal and two assists to lead the Irish to a 3-1 win at fourth-ranked Minnesota Duluth (Oct. 15).

Malmquist's Career Stats

Season	GP	G	A	Points	Shots	Shot%	Pen-Min	+/-	PPG	SHG	GWG
2015-16	36	11	6	17	59	.186	7-25	+9	2	0	2
2016-17	16	3	9	12	26	.115	5-10	+5	1	0	0
TOTAL	52	14	15	29	85	.165	12-35	+14	3	0	2



#26 Cam Morrison

Fr. | F | Aurora, Ontario
Youngstown Phantoms (USHL)

Career Highs

Goals: 1 (4x - vs. Holy Cross 11/25/16)
Assists: 2 (vs. Arizona State 10/7/16)
Points: 2 (3x - at Northeastern 11/12/16)
Multi-point games: 3
Point Streak: 2 games
(Oct. 28 - Nov. 12, 2016; 2-1-3)

2016-17 Notes

- Posted two assists in his first career game, a 9-2 Notre Dame win over Arizona State (Oct. 7).
- Scored his first career goal and added an assist for a two point game in a 4-3

- Scored a goal in Notre Dame's 6-2 win over UConn (Oct. 28).
- Had the game-winning goal (first of his career) and added an assist in Notre Dame's 5-2 comeback win at Northeastern (Nov. 12).

Morrison's Career Stats

Season	GP	G	A	Points	Shots	Shot%	Pen-Min	+/-	PPG	SHG	GWG
2016-17	16	4	5	9	34	.118	4-8	+2	2	0	1
TOTAL	16	4	5	9	34	.118	4-8	+2	2	0	1



#27 Bobby Nardella

So. | D | Rosemont, Illinois
Tri-City Storm (USHL)

Career Highs

Goals: 2 (vs. Arizona State 10/7/16)
Assists: 2 (4x - at New Hampshire 1/22/16)
Points: 3 (3x - at UMass 12/2/16)
Multi-point games: 7
Point Streak: 6 games
(Jan. 2-23; 2-10-12)

2016-17 Notes

- Opened the season with a career-high two goals in Notre Dame's 9-2 win over Arizona State (Oct. 7).
- Had a goal and two assists in the third period of Notre Dame's 5-4 loss at UMass (Dec. 2).

Nardella's Career Stats

Season	GP	G	A	Points	Shots	Shot%	Pen-Min	+/-	PPG	SHG	GWG
2015-16	35	4	20	24	69	.058	9-18	+9	1	0	1
2016-17	16	4	8	12	45	.089	5-18	+8	2	0	0
TOTAL	51	8	28	36	114	.070	14-36	+17	3	0	1



#28 Jack Jenkins

So. | F | Lake Bluff, Illinois
Fargo Force (USHL)

Career Highs

Goals: 1 (3x - vs. UConn 10/28/16)
Assists: 1 (vs. Western Michigan 1/8/16)
Points: 1 (4x - vs. UConn 10/28/16)
Multi-point games: n/a
Point Streak: 2 games
(Feb. 12-13, 2016; 1-1-2)

2016-17 Notes

- Notched his first goal of the season in Notre Dame's 6-2 win over UConn (Oct. 28).

Jenkins' Career Stats

Season	GP	G	A	Points	Shots	Shot%	Pen-Min	+/-	PPG	SHG	GWG
2015-16	28	2	2	4	28	.071	1-2	-1	0	0	1
2016-17	12	1	1	2	31	.032	0-0	-5	0	0	0
TOTAL	40	3	3	6	59	.051	1-2	-6	0	0	1



#29 Bo Brauer
 Jr. | F | Edina, Minnesota
 Naniamo Clippers (BCHL)

Career Highs

Goals: 2 (vs. Arizona State 10/7/16)
 Assists: n/a
 Points: 2 (vs. Arizona State 10/7/16)
 Multi-point games: 1
 Point Steak: n/a

2016-17 Notes

- Scored the first two goals of his career in Notre Dame's season-opening 9-2 win over Arizona State (Oct. 7).

Brauer's Career Stats

Season	GP	G	A	Points	Shots	Shot%	Pen-Min	+/-	PPG	SHG	GWG
2014-15	2	0	0	0	1	.000	1-2	0	0	0	0
2015-16	1	0	0	0	-	-	0-0	0	0	0	0
2016-17	6	2	0	2	5	.400	2-12	+1	1	0	0
TOTAL	9	2	0	2	-	-	3-14	+1	1	0	0



#32 Cale Morris

Fr. | G | Larkspur, Colorado
 Waterloo Black Hawks (USHL)

Career Highs

Saves: 7 (vs. Arizona State 10/7/16)
Goals Against: 1
Shutouts: n/a

2016-17 Notes

- Made his first career appearance in Notre Dame's season-opening 9-2 win over Arizona State (Oct. 7) when he played the third period.

Morris' Career Stats

Goalie	GP-GS	Minutes	GA	GAAvg	Saves	Save%	W	L	T	Sho	PPG	SHG
2016-17	1-0	19:43	1	3.04	7	.875	0	0	0	0.0	0	0
TOTAL	1-0	19:43	1	3.04	7	.875	0	0	0	0.0	0	0



#33 Chad Katunar

Sr. | G | Victoria, British Columbia
 Penticton Veeps (BCHL)

Career Highs

Saves:
 - 35 (vs. Union 11/28/14)
Assists: n/a
Goals Against: 5 (at UMass 12/5/14)
Shutouts: n/a

2016-17 Notes

- Along with Andy Ryan, one of the team's two representatives on the Student-Athlete Advisory Committee.
- Made his season debut by playing the final 6:08 of Notre Dame's 4-1 loss to eighth-ranked Harvard (Nov. 27), turning aside all three shots he faced.

Katunar's Career Stats

Goalie	GP-GS	Minutes	GA	GAAvg	Saves	Save%	W	L	T	Sho	PPG	SHG
2013-14	5-3	178:03	7	2.36	52	.881	2	1	0	0.0	2	0
2014-15	15-11	737:08	37	3.01	329	.899	5	3	2	0.0	8	2
2015-16	2-0	13:37	0	0.00	4	1.000	0	0	0	0.0	0	0
TOTAL	22-14	928:48	44	2.84	385	.897	7	4	2	0.0	10	2



#40 Cal Petersen

Jr. | G | Waterloo, Iowa
Waterloo Black Hawks (USHL)

Career Highs

Saves:

- 87 (L, 4-3 in 5 OT vs. UMass 3/6/15)*
- 55 (W, 3-1 vs. BC 2/28/15)
- 49 (T, 1-1 at Denver 1/1/16)
- 44 (W, 3-2 at BU 2/21/15)

* - *NCAA Record*

Assists: n/a

Goals Against: 6

- at UMass Lowell (3/15/15)
- vs. Northeastern (3/12/16)

Shutouts: 6

1. vs. Niagara 10/25/14 (23 saves)
2. at UMass 12/6/14 (14 saves)
3. vs. Providence College 2/13/15 (38 saves)
4. vs. UMass 3/8/15 (23 saves)
5. vs. Boston University 2/27/16 (39 saves)
6. vs. Northeastern 11/13/16 (16 saves in two-period game)
7. at UMass 12/3/16 (22 saves)

2016-17 Notes

- Stopped 27 of the 28 shots he faced in Notre Dame's 3-1 win at fourth-ranked Minnesota Duluth (Oct. 15).
- Made 29 saves in Notre Dame's 3-3 overtime tie with Penn State (Oct. 21).
- Stopped all 16 shots he faced in Notre Dame's two period tie with Northeastern (Nov. 13) to record his sixth career shutout.
- Made a then season-high 31 saves against UMass Lowell (Nov. 17).
- Stopped all 22 shots he faced to post his second shutout of the season and the seventh of his career in Notre Dame's 3-0 win at UMass (Dec. 3).

Petersen's Career Stats

Goalie	GP-GS	Minutes	GA	GAAvg	Saves	Save%	W	L	T	Sho	PPG	SHG
2014-15	33-31	1891:36	79	2.51	892	.919	13	16	3	4.0	19	2
2015-16	37-37	2231:52	82	2.20	1049	.927	19	11	7	1.0	22	0
2016-17	16-16	920:41	35	2.28	372	.914	8	6	2	2.0	11	0
TOTAL	86-84	5044:09	196	2.33	2313	.922	40	33	12	7.0	52	2

Notre Dame's Single-Season Records Book -- Goaltending

Goals-Against Average

1. David Brown (2006-07)	1.58
2. Jordan Pearce (2008-09)	1.68
3. Steven Summerhays (2012-13)	2.01
Steven Summerhays (2013-14)	2.01
5. Jordan Pearce (2007-08)	2.04
6. Cal Petersen (2015-16)	2.20
7. David Brown (2003-04)	2.32

Save Percentage

1. Jordan Pearce (2008-09)	.9312
2. David Brown (2006-07)	.9305
3. Cal Petersen (2015-16)	.927
4. David Brown (2003-04)	.925
5. Morgan Cey (2003-04)	.924

Saves

1. Lance Madson (1988-89)	1,288
2. Mark Kronholm (1973-74)	1,113
3. Morgan Cey (2002-03)	1,054
4. Cal Petersen (2015-16)	1,049
5. Mark Kronholm (1972-73)	980
6. Lance Madson (1989-90)	968
7. Greg Louder (1990-91)	935
8. Morgan Cey (2001-02)	927
9. Jordan Pearce (2007-08)	925
10. Steven Summerhays (2013-14)	912

Percent of Team Minutes Played

1. Cal Petersen (2015-16)	98.6%
2. Greg Louder (1990-91)	98.3%
3. Morgan Cey (2002-03)	97.9%
4. Jordan Pearce (2008-09)	96.2%

Minutes Played

1. Jordan Pearce (2007-08)	2,558
2. David Brown (2006-07)	2,390
3. Jordan Pearce (2008-09)	2,326
4. Steven Summerhays (2013-14)	2,234
5. Cal Petersen (2015-16)	2,231
6. Lance Madson (1988-89)	2,213
7. Forrest Karr (1998-99)	2,161
8. Morgan Cey (2002-03)	2,136
9. Mike Johnson (2010-11)	2,087
10. Steven Summerhays (2012-13)	2,086