



NOTRE DAME HOCKEY

FIGHTING IRISH MEDIA

Director
Athletics Communications

Dan Colleran

dcollera@nd.edu

574-339-9810 (cell)

GAME 5

#5/4 NOTRE DAME AT MINNESOTA

NOVEMBER 1

THE MATCH-UP

| | | |
|-------------------------|---|---|
| Game 5 | Friday, November 1 8:30 p.m. ET | 3M Arena at Mariucci Minneapolis, Minnesota |
| Records | Notre Dame Fighting Irish 4-0-0, 0-0-0-0 B1G | Minnesota 2-5-0, 0-0-0-0 B1G |
| TV & Streaming Coverage | TV: Big Ten Network & Foxsports.com | PxP: Chris Vosters Analyst: Ben Clymer Reporter: Fred Pletsch |
| Radio/Audio Coverage | 94.3 FM (South Bend) & UND.com | Zach Halverson |

THE SERIES

| | | |
|----------|-------------|---|
| All-Time | UM, 30-20-3 | Last: ND, 2-1 (ot) March 17, 2019 Notre Dame, Ind. Compton Family Ice Arena |
| Away | UM, 18-9-2 | Last: UM, 2-1 Feb. 24, 2019 Minneapolis, Minnesota 3M Arena at Mariucci |

COUNTDOWN TO PUCK DROP

| | |
|-------------|--|
| 505 | With Notre Dame's 3-2 win over Penn State in the Big Ten Tournament championship game last season, head coach Jeff Jackson recorded his 500th career win. He now has 505 career wins, which ranks second among active NCAA DI head coaches (spanning six seasons at Lake Superior State and 14+ seasons at Notre Dame). |
| 55 | Over the past three seasons (2017-18, 2018-19 and 2019-20), Notre Dame has totaled 55 wins to rank fourth in the NCAA and first in the Big Ten over that span: 1. Minnesota State (66); 2. Minnesota Duluth (57); 3. St. Cloud State (56); 4. Notre Dame (55) ; 5. Northeastern (54). |
| 13 | Thirteen sets of brothers have suited up for the Irish, including current sets of brothers Cal and Cam Burke and Matt and Alex Steeves . |
| 8 | With the 2019 Big Ten tournament title, Notre Dame has won eight conference championships in program history, each under Jeff Jackson (three regular-season). |
| 8 | Eight former Fighting Irish players have appeared on NHL rosters so far this season, including: Anders Bjork (Boston Bruins), Ian Cole (Colorado Avalanche), Dennis Gilbert (Chicago Blackhawks), Vinnie Hinostroza (Arizona Coyotes), Anders Lee (New York Islanders), Kyle Palmieri (New Jersey Devils), Bryan Rust (Pittsburgh Penguins) and Riley Sheahan (Edmonton Oilers). |
| 6 | With freshman Trevor Janicke joining the program, six father-son combinations have played for the Irish including Trevor and his father, Curtis '93 , as well as sophomore Graham Slaggert and his father/Associate Head Coach Andy Slaggert '89 . |
| 5.25 | The Fighting Irish enter the weekend with the nation's top scoring offense with a 5.25 goals per game mark. Through four games, 10 Notre Dame players have already notched at least one goal, led by Cal Burke (4) and Mike O'Leary (4). |
| 4 | Notre Dame has an active four-year NCAA tournament appearance streak, including Frozen Four appearances in 2017 and 2018, which is the longest streak in program history and is the fourth-longest active streak in the NCAA (the Irish have also appeared in seven of the last 10 NCAA Tournaments). |
| 3 | Cam Morrison has three career overtime goals, which is tied for the active lead across the NCAA. Two of his three overtime winners have come in postseason play, clinching the 2018 Big Ten Tournament championship with a goal against Ohio State and sending the Irish to the 2019 NCAA Northeast Regional Final with the OT winner versus Clarkson. |
| 2.75 | Cal Burke (4-7-11) and Mike O'Leary (4-7-11) enter the weekend tied for the NCAA lead with 2.75 points per game averages. |

2019-20 SCHEDULE // RESULTS

| Date | ND Rk | Opp Rk | Opponent | Location | TV | Time/Score |
|-------------|-------|--------|----------------------|---------------------|---------------|------------|
| Oct. 6 | 9/10 | --/-- | USNTDP (exh.) | Plymouth, Mich. | CN-900 (Det.) | W, 4-2 |
| Oct. 11 | 8/9 | RV/-- | Air Force | Notre Dame, Ind. | NBCSN | W, 4-3 |
| Oct. 13 | 8/9 | RV/-- | Air Force | Notre Dame, Ind. | NHLN/NBCSC+ | W, 6-1 |
| Oct. 25 | 5/4 | --/-- | Lake Superior State | Notre Dame, Ind. | NBCSN | W, 5-2 |
| Oct. 26 | 5/4 | --/-- | Lake Superior State | Notre Dame, Ind. | NHLN/NBCSC+ | W, 6-4 |
| Nov. 1 | 5/4 | RV/-- | at Minnesota | Minneapolis, Min. | BTN | 8:30 p.m. |
| Nov. 2 | 5/4 | RV/-- | at Minnesota | Minneapolis, Min. | FSN | 5 p.m. |
| Nov. 8 | | | Ohio State | Notre Dame, Ind. | NBCSN | 8 p.m. |
| Nov. 9 | | | Ohio State | Notre Dame, Ind. | | 7 p.m. |
| Nov. 15 | | | at Wisconsin | Madison, Wisc. | FSW | 8 p.m. |
| Nov. 16 | | | at Wisconsin | Madison, Wisc. | | 8 p.m. |
| Nov. 22 | | | at Michigan State | East Lansing, Mich. | | 7 p.m. |
| Nov. 23 | | | at Michigan State | East Lansing, Mich. | | TBA |
| Nov. 29 | | | Bowling Green | Notre Dame, Ind. | NBCSC+ | 7 p.m. |
| Nov. 30 | | | at Bowling Green | Bowling Green, Ohio | | 7 p.m. |
| Dec. 6 | | | at Boston College | Boston, Mass. | | 7 p.m. |
| Dec. 8 | | | Boston College | Notre Dame, Ind. | NBCSP+ | 5 p.m. |
| Dec. 13 | | | Penn State | Notre Dame, Ind. | NHLN/NBCSC+ | 7 p.m. |
| Dec. 14 | | | Penn State | Notre Dame, Ind. | | 6 p.m. |
| Jan. 3 | | | Western Michigan | Notre Dame, Ind. | NBCSN | 7 p.m. |
| Jan. 5 | | | at Western Minnesota | Kalamazoo, Mich. | | 5 p.m. |
| Jan. 10 | | | Michigan | Notre Dame, Ind. | NBCSN | 7 p.m. |
| Jan. 11 | | | Michigan | Notre Dame, Ind. | | 6 p.m. |
| Jan. 17 | | | at Ohio State | Columbus, Ohio | | 6 p.m. |
| Jan. 18 | | | at Ohio State | Columbus, Ohio | | 5 p.m. |
| Jan. 24 | | | Wisconsin | Notre Dame, Ind. | NBCSC+/NBCSP+ | 7 p.m. |
| Jan. 25 | | | Wisconsin | Notre Dame, Ind. | NBCSC+/NBCSP+ | 6 p.m. |
| Jan. 31 | | | at Penn State | State College, Pa. | BTN | 6 p.m. |
| Feb. 1 | | | at Penn State | State College, Pa. | | 6 p.m. |
| Feb. 14 | | | Minnesota | Notre Dame, Ind. | NBCSN | 7 p.m. |
| Feb. 15 | | | Minnesota | Notre Dame, Ind. | NBCSC+/NBCSP+ | 6 p.m. |
| Feb. 21 | | | at Michigan | Ann Arbor, Mich. | BTN | 6 p.m. |
| Feb. 22 | | | at Michigan | Ann Arbor, Mich. | BTN | 4 p.m. |
| Feb. 28 | | | Michigan State | Notre Dame, Ind. | NBCSN | 7 p.m. |
| Feb. 29 | | | Michigan State | Notre Dame, Ind. | NBCSP+ | 6 p.m. |
| March 6-8 | | | B1G Quarterfinals | Campus Sites | | TBA |
| March 14 | | | B1G Semifinals | Campus Sites | | TBA |
| March 21 | | | B1G Championship | Campus Site | | TBA |
| March 27-29 | | | NCAA Regionals | TBD | | TBA |
| April 9-11 | | | NCAA Frozen Four | Detroit, Mich. | | TBA |

— Rankings: USCHO.com/USA Today/USA HM; ranking listed at time of game | All times Eastern |

— TV: NBC Sports Network [NBCSN] | NBC Sports Chicago+ [NBCSC+] | NBC Sports Philadelphia+ [NBCSP+] | Big Ten Network [BTN] | Fox Sports North.+ [FSN] | Fox Sports Midwest [FSW] | SportsNet New York [SNY]

| UNIVERSITY INFORMATION | |
|---|--|
| School | University of Notre Dame |
| Location | Notre Dame, IN 46556 |
| Founded | 1842 |
| Enrollment | 8,530 (undergraduate), 12,393 (total) |
| Nickname | Fighting Irish |
| Colors | Gold and Blue |
| Affiliation | NCAA Division I |
| Conference | Big Ten (B1G) |
| President | Rev. John I. Jenkins |
| Provost | Thomas Burish |
| NCAA Faculty Representative | Patricia Bellia (Harvard '91) |
| Athletics Director | Jack Swarbrick (Notre Dame '76) |
| Sr. Assoc. Athletic Director/Sport Admin. | Tom Nevala (Notre Dame '90) |
| Ticket Office Phone | (574) 631-7356 |
| Home Ice (capacity) | Compton Family Ice Arena (4,850) Charles "Lefty" Smith Rink |
| Ice Surface | 200 x 90 |

| HOCKEY STAFF INFORMATION | |
|----------------------------------|---|
| Head Coach | Jeff Jackson (Michigan State '78) |
| Record at Notre Dame | 323-191-57 (15th season) |
| Record Overall | 505-243-82 (21st season) |
| Regular Season Big Ten Record | 28-17-3 (2nd season) |
| Associate Head Coach | Paul Pooley (Ohio State '84) |
| Associate Head Coach | Andy Slaggert (Notre Dame '89) |
| Volunteer Assistant Coach | Kyle Lawson (Notre Dame '10) |
| Coordinator of Hockey Operations | Nick Seirgiej (Wisconsin-River Falls '06) |
| Athletic Trainer | Kevin Ricks |
| Equipment Specialist | Ron Grove |
| Strength and Conditioning Coach | Tony Rolinski |
| Administrative Assistant | Sue Halasz |
| Hockey Office Phone | (574) 631-3630 |

| TEAM INFORMATION | |
|-------------------------------|--|
| 2018-19 Overall Record | 23-14-3 |
| 2018-19 Big Ten Record/Finish | 11-11-2 (2nd) |
| 2018-19 Post Season | Big Ten Champions NCAA Northeast Regional Final |
| Letter Winners Returning | 20 (11 forwards, 6 defensemen, 3 goaltenders) |
| Letter Winners Lost | 6 (4 forwards, 2 defensemen) |
| Newcomers | 8 (5 forwards, 2 defenseman, 1 goaltender) |
| 2019-20 Captain | Cal Burke |
| 2019-20 Alternate Captains | Tory Dello, Cale Morris |
| NCAA Appearances | 10 (Last: 2019) |
| NCAA Frozen Four Appearances | Four (2008, 2011, 2017, 2018) |
| All-Americans | 15 players/16 times (Last: Bobby Nardella 2019) |
| Academic All-Americans | Nine (Last: Peter Schneider in 2015) |

FOR STARTERS

- After opening the season with home sweeps of Air Force (Oct. 11 & 13) and Lake Superior State University (Oct. 25-26), the Fighting Irish will hit the road this weekend to begin Big Ten play at Minnesota.
- Following last weekend's sweep of Lake Superior State, senior forwards Mike O'Leary (4-2-6) and Cal Burke (2-5-7) earned Big Ten First and Second Star of the Week honors (Oct. 29).
- O'Leary (First Star) had two goals and an assist in each win over the Lakers, while Burke (Second Star) had a goal and three assists on Friday night and followed with a goal and two assists on Saturday.
- O'Leary (4-7-11) and Burke (4-7-11) have each opened the season by notching at least two points in all four games and they are tied for the NCAA lead with 2.75 points per game averages.
- Dating back to last season's series at Wisconsin on Jan. 18-19, 2019, O'Leary has 27 points (8-19-27) in his last 23 games played (career: 118 GP, 15-30-45).
- At 5.25 goals per game, the Notre Dame offense leads the NCAA and 10 Fighting Irish players have scored at least one goal through four games.
- Last season, Notre Dame went 2-3-0 against the Gophers but the final win came in the semifinals of the Big Ten Tournament when the Irish won a 2-1 overtime game to end the Gophers' season at the Compton Family Ice Arena on March 17.
- Since joining the Big Ten, Notre Dame leads the series with the Gophers 5-4-0.
- The Irish won the Big Ten Tournament Championship for a second consecutive season in 2019 after also taking home the regular-season and tournament championships in 2017-18.

THE NOTRE DAME - MINNESOTA SERIES

- Minnesota leads the all-time series 30-20-3 dating back to 1924-25 when the Irish lost 2-1 in overtime in the first meeting.
- Notre Dame recognizes its first win over Minnesota in 1926-27 when the Irish shutout their opponent, 2-0, in Minneapolis.
- Twenty-three contests between the two teams have been decided by a single goal, with the Irish narrowly leading that category 13-10.
- All-time, Minnesota holds a 18-9-2 series lead in Minnesota.
- The teams have played each of the last eight seasons, before joining the Big Ten those

| MEDIA INFORMATION | |
|--|--|
| Director of Athletics Communications (Hockey Contact) | Dan Colleran |
| Office Phone Cell Phone | 574-631-7519 574-339-9810 |
| Email | dcollera@nd.edu |
| Assistant Athletics Communications Director (Secondary Hockey Contact) | Pat Durant |
| Cell Phone | 574-485-4521 |
| Email | pdurant@nd.edu |
| Compton Family Ice Arena Press Box Phone | 574-631-4899 |
| Mailing Address | University of Notre Dame 100 Compton Family Ice Arena Notre Dame, IN 44629 |
| Media Availability | Coach Jackson and requested players are generally available once per week and then after a post-game cooling off period. Please contact Dan Colleran with requests or to be added to the email distribution list regarding availability. |
| Additional Media Info | UND.com/pressbox |

| No. | Name | Pos. | Ht. | Wt. | Cl. | Hometown/Last Team |
|-----|--------------------|------|------|-----|-----|--|
| 1 | Dylan St. Cyr | G | 5-9 | 189 | Jr. | Northville, MI/USNTDP (USHL) |
| 2 | Nate Clurman | D | 6-2 | 207 | So. | Boulder, CO/Sioux City (USHL) |
| 3 | Ryan Carmichael | D | 6-2 | 191 | Fr. | Greenwich, CT/Lincoln (USHL) |
| 4 | Nick Leivermann | D | 5-11 | 184 | So. | Eden Prairie, MN/Penticton (BCHL) |
| 5 | Matt Hellickson | D | 6-1 | 192 | Jr. | Rogers, MN/Sioux City (USHL) |
| 6 | Tory Dello | D | 6-0 | 199 | Sr. | Crystal Lake, IL/Tri-City (USHL) |
| 8 | Matt Steeves | F | 6-0 | 203 | Jr. | Eden Prairie, MN/Muskegon (USHL) |
| 10 | Cam Burke | F | 5-8 | 170 | So. | Boxborough, MA/Sioux Falls (USHL) |
| 11 | Cal Burke | F | 5-10 | 184 | Sr. | Boxborough, MA/Cedar Rapids (USHL) |
| 13 | Colin Theisen | F | 6-0 | 194 | Jr. | Monroe, MI/Dubuque (USHL) |
| 14 | Jesse Lansdell | Fr. | 5-11 | 185 | Fr. | Surrey, B.C./Vernon (BCHL) |
| 15 | Michael Graham | F | 6-1 | 198 | So. | Eden Prairie, MN/Dubuque (USHL) |
| 16 | Alex Steeves | F | 5-10 | 188 | So. | Eden Prairie, MN/Dubuque (USHL) |
| 17 | Pierce Crawford | F | 5-9 | 185 | Jr. | Park Ridge, IL/Youngstown (USHL) |
| 18 | Graham Slaggert | F | 6-0 | 187 | So. | South Bend, IN/Cedar Rapids (USHL) |
| 19 | Mike O'Leary | F | 6-1 | 200 | Sr. | Halifax, NS/Dubuque (USHL) |
| 20 | Jake Pivonka | F | 6-0 | 205 | So. | Naperville, IL/USNTDP (USHL) |
| 21 | Max Ellis | F | 5-9 | 151 | Fr. | Canton, MI/Muskegon (USHL) |
| 22 | Jack MacNab | F | 6-0 | 202 | Fr. | Indianapolis, IN/Central Illinois (USHL) |
| 24 | Spencer Stastney | D | 5-11 | 189 | So. | Mequon, WI/USNTDP (USHL) |
| 25 | Solag Bakich | F | 6-0 | 194 | Fr. | Dallas, TX/Waterloo (USHL) |
| 26 | Cam Morrison | F | 6-3 | 214 | Sr. | Aurora, ONT/Youngstown (USHL) |
| 27 | Trevor Janicke | F | 5-10 | 191 | Fr. | Maple Grove, MN/Central Illinois (USHL) |
| 28 | Christian DiCesare | D | 6-1 | 205 | Fr. | Morristown, NJ/Omaha (USHL) |
| 29 | Charlie Raith | D | 5-9 | 174 | Fr. | Winnetka, IL/Central Illinois (USHL) |
| 30 | Ryan Bischel | G | 6-1 | 189 | Fr. | Medina, MN/Farho (USHL) |
| 32 | Cale Morris | G | 6-1 | 195 | Sr. | Larkspur, CO/Waterloo (USHL) |
| 33 | Nick Sanford | G | 6-1 | 192 | Jr. | Morristown, NJ/Boston (USPHL) |

| | |
|----|-------------------------------------|
| 1 | Dylan Saint Sear |
| 13 | Colin Ty-sin |
| 25 | SO-lawg Bawk-itch |
| 27 | Trevor Jan-ick-ee |
| 29 | Charlie Rayth (rhymes with "faith") |

COACHING STAFF

| | |
|----------------------------------|---|
| Head Coach | Jeff Jackson (Michigan State '78) |
| Associate Head Coach | Paul Pooley (Ohio State '84) |
| Associate Head Coach | Andy Slaggert (Notre Dame '89) |
| Volunteer Assistant Coach | Kyle Lawson (Notre Dame '10-) |
| Coordinator of Hockey Operations | Nick Seirgiej (Wisconsin-River Falls '06) |
| Athletic Trainer | Kevin Ricks |
| Equipment Specialist | Ron Grove |
| Strength and Conditioning Coach | Tony Rolinski |

meetings largely overlapped with Mario Lucia's time at Notre Dame from 2012-16 (Mario is the son of former Minnesota head coach Don Lucia - a 1981 Notre Dame graduate/former defenseman).

- Minnesota took last season's regular-season series with a 3-1-0 record but the Irish were able to post a 2-1 Big Ten Tournament semifinal win in overtime on March 17 en route to ultimately claiming a second consecutive Big Ten Tournament Championship.
- Including Cam Morrison for the Irish, each team scored in the first period of that semifinal game before Michael Graham broke the deadlock 53 seconds into overtime with a game-winning power-play tally.
- Mike O'Leary assisted on both Irish goals, while Cale Morris finished with 25 saves.
- In his career, Morris is 5-3-0 against Minnesota with a 1.62 goals-against average and a .943 save percentage.
- Notre Dame's active career leaders against the Gophers include Cam Morrison (9 GP, 1-6-7), Cal Burke (8 GP, 2-2-4), Colin Theisen (9 GP, 2-1-3) and Mike O'Leary (10 GP, 1-2-3).

THREE GOALS AND COUNTING

- Over the past two seasons, the Irish are now 21-0-1 when scoring at least three goals.
- In 2019-20, the Irish are 4-0-0 when scoring at least three times.
- In 2018-19, Notre Dame went 17-0-1 when scoring three or more goals.
- The lone tie in 2018-19 came when Notre Dame opened the season on Oct. 12 against Mercyhurst in the Ice Breaker - a game that ended knotted at 6-6 before Notre Dame won the shootout to advance to the championship game.

THREE-SEASON WIN TOTALS

- Over the last three seasons (2017-18, 2018-19 and 2019-20), Notre Dame has totaled 55 wins to rank fourth in the NCAA and first in the Big Ten over that span (as of Oct. 30):
- 1) 66 wins: Minnesota State
- 2) 57 wins: Minnesota Duluth
- 3) 56 wins: St. Cloud State
- **4) 55 wins: Notre Dame**
- 5) 54 wins: Northeastern
- 6) 53 wins: Denver

OF NCAA NOTE

- Notre Dame is coming off a program-best fourth consecutive trip to the NCAA tournament in 2018-19, which is also the fourth-longest active NCAA appearance streak.
- The Fighting Irish advanced to a regional final for the third consecutive season in 2019, having won regional final games in 2017 and 2018 to advance to back-to-back Frozen Fours.
- Notre Dame is one of three teams to make it to the NCAA Regional Finals in each of the last three seasons, joining Denver and Minnesota Duluth.
- The Fighting Irish have made seven of the last 10 NCAA tournaments, tied for the third most in the NCAA.

BIG PRESEASON HONORS

- Cale Morris was named a unanimous Preseason All-Big Ten First Team selection and Cal Burke was tabbed as an Honorable Mention honoree (Sept. 30).
- The Fighting Irish were picked to finish second in the Big Ten preseason coaches' poll:
 1. Penn State
 - 2. Notre Dame**
 3. Wisconsin
 4. Ohio State
 5. Minnesota

| WHERE THEY'RE FROM |
|---|
| Colorado (2) |
| Cale Morris Larkspur, Colorado |
| Nate Clurman Boulder, Colorado |
| Connecticut (1) |
| Ryan Carmichael Greenwich, Colorado |
| Illinois (4) |
| Tory Dello Crystal Lake, Illinois |
| Pierce Crawford Park Ridge, Illinois |
| Jake Pivonka Woodridge, Illinois |
| Charlie Raith Winnetka, Illinois |
| Indiana (2) |
| Jack MacNab Indianapolis, Indiana |
| Graham Slaggert South Bend, Indiana |
| Massachusetts (2) |
| Cal Burke Boxborough, Massachusetts |
| Cam Burke Boxborough, Massachusetts |
| Michigan (3) |
| Dylan St. Cyr Northville, Michigan |
| Max Ellis Canton, Michigan |
| Colin Theisen Monroe, Michigan |
| Minnesota (7) |
| Ryan Bischel Medina, Minnesota |
| Matt Hellickson Rogers, Minnesota |
| Nick Leivermann Eden Prairie Minnesota |
| Michael Graham Eden Prairie, Minnesota |
| Trevor Janicke Maple Grove, Minnesota |
| Matt Steeves Eden Prairie, Minnesota |
| Alex Steeves Eden Prairie, Minnesota |
| New Jersey (2) |
| Christian DiCesare Morristown, New Jersey |
| Nick Sanford Morristown, New Jersey |
| Texas (1) |
| Solag Bakich Dallas, Texas |
| Wisconsin (1) |
| Spencer Stastney Mequon, Wisconsin |
| Canada (3) |
| Jesse Lansdell Surrey, British Columbia |
| Cam Morrison Aurora, Ontario |
| Mike O'Leary Halifax, Nova Scotia |

| 2019-20 HONORS & AWARDS | | | |
|-------------------------|------|------|---|
| Player | Year | Pos. | Awards |
| Cal Burke | Sr. | F | <ul style="list-style-type: none"> B1G Second Star of the Week (Oct. 29) Honorable Mention Preseason All-Big Ten (Sept. 30) |
| Cale Morris | Sr. | G | <ul style="list-style-type: none"> First Team Preseason All-Big Ten (Sept. 30)* * - <i>Unanimous selection</i> |
| Mike O'Leary | Sr. | F | <ul style="list-style-type: none"> B1G First Star of the Week (Oct. 29) |

- 6. Michigan
- 7. Michigan State

BURKE EARNS CAPTAINCY

- Senior Cal Burke was named the team captain for 2019–20, while his classmates Tory Dello and Cale Morris will take on alternate captain roles.
- Burke served as an alternate captain as a junior.
- Dello and Morris will each be donning a letter for the first time in their Irish careers.
- Morris becomes the second goaltender under Jackson to wear a letter following Cal Petersen, who served as the team's captain for the 2016–17 season.

FAMILY TIES

- The 2019–20 Notre Dame roster features two sets of brothers, Cal and Cam Burke and Matt and Alex Steeves.
- They are the 12th and 13th sets of brothers to skate together at Notre Dame and the first since Ben (2008–11) and Andy Ryan (2012–16).
- Junior goaltender Dylan St. Cyr is the son of Son of Gerry St. Cyr, who played five seasons of professional hockey including the AHL's New Haven Senators and Manon Rheaume, who played goaltender for Canada at the 1998 Olympic Winter Games and in several world championships and who was the first woman to appear in an NHL pre-season game when she skated for the Tampa Bay Lightning in 1992.
- Sophomore forward and South Bend native, Graham Slaggert, joins his father Andy Slaggert who serves as Associate Head Coach and former star for the Irish.
- The Slaggers were the fifth father-son duo to suit up for Notre Dame.
- Sophomore forward Jake Pivonka is the son of Czech Republic native and former NHL player Michael Pivonka who played over 800 games with the Washington Capitals (1986–99).
- Freshman forward Trevor Janicke is the son of Curtis Janicke, who played for the Irish from 1989–93, appearing in 125 games while scoring 46 goals and adding 98 assists 144 points.
- Trevor and Curtis are now the sixth father-son duo to play for the Irish.
- Freshman forward Solag Bakich is the son of Huntley Bakich, who was a linebacker for the Fighting Irish football team during the Lou Holtz era.

IRISH IN THE NHL

- Eight former Notre Dame players have made NHL rosters so far this season, including: Anders Bjork (Boston Bruins), Ian Cole (Colorado Avalanche), Vinnie Hinostroza (Arizona Coyotes), Anders Lee (New York Islanders), Kyle Palmieri (New Jersey Devils), Bryan Rust (Pittsburgh Penguins) and Riley Sheahan (Edmonton Oilers).
- Lee eclipsed the 50-point mark for the third consecutive season in 2018–19 while serving as captain for the New York Islanders.
- Lee led the Islanders with 28 goals while adding 23 assists in 82 contests and after the season, the Edina, Minnesota, native signed a seven-year, \$49 million contract to stay in New York.
- A 2019 NHL All-Star, Palmieri led the New Jersey Devils with 50 points (27G, 23A) in 74 contests.
- Palmieri is one of three Notre Dame hockey players to be selected in the first round of

**USCHO.com Division I Men's Poll
(October 28, 2019)**

| Rk. Team (1st-place votes) | Record | Points | Last Week |
|----------------------------|--------------|------------|-----------|
| 1. Denver (46) | 6-0-0 | 996 | 1 |
| 2. Minnesota State (4) | 5-0-1 | 952 | 2 |
| 3. Massachusetts | 4-1-0 | 861 | 3 |
| 4. Cornell | 0-0-0 | 778 | 4 |
| 5. Notre Dame | 4-0-0 | 768 | 5 |
| 6. Minnesota Duluth | 3-3-0 | 670 | 8 |
| 7. Wisconsin | 4-2-0 | 653 | 6 |
| 8. Providence | 4-2-0 | 641 | 7 |
| 9. Quinnipiac | 4-1-0 | 594 | 9 |
| 10. Northeastern | 4-1-1 | 562 | 11 |
| 11. Clarkson | 3-2-1 | 454 | 13 |
| 12. Penn State | 4-1-0 | 449 | 12 |
| 13. Ohio State | 4-1-1 | 418 | 15 |
| 14. North Dakota | 4-1-1 | 359 | 16 |
| 15. Boston College | 2-3-0 | 329 | 10 |
| 16. St. Cloud | 1-1-2 | 285 | 14 |
| 17. UMass Lowell | 4-2-2 | 136 | NR |
| 18. Bowling Green | 4-3-0 | 125 | 17 |
| 19. Harvard | 0-0-0 | 120 | 19 |
| 20. Northern Michigan | 4-1-1 | 118 | NR |

Others receiving votes: Western Michigan 79, Omaha 35, Michigan 32, RIT 28, Boston University 23, Minnesota 15, Brown 11, Bemidji State 5, Alaska 1, Colorado College 1, Dartmouth 1, Maine 1.

**USA Today/USA Hockey Magazine Poll
(October 28, 2019)**

| Rk. Team | Points (1st-place votes) | Last Poll | Record | WR |
|------------------------------------|--------------------------|-----------|--------------|----------|
| 1. University of Denver | 510 (34) | 1 | 6-0-0 | 5 |
| 2. Minnesota State University | 475 | 2 | 5-0-1 | 5 |
| 3. University of Massachusetts | 399 | 5 | 4-1-0 | 5 |
| 4. University of Notre Dame | 393 | 4 | 4-0-0 | 5 |
| 5. Cornell University | 344 | 3 | 0-0-0 | 5 |
| 6. University of Minnesota Duluth | 328 | 8 | 3-3-0 | 5 |
| 7. Providence College | 270 | 7 | 4-2-0 | 5 |
| 8. University of Wisconsin | 243 | 6 | 4-2-0 | 3 |
| 9. Quinnipiac University | 200 | 13 | 4-1-0 | 5 |
| 10. Northeastern University | 197 | 11 | 4-1-1 | 4 |
| 11. Clarkson University | 175 | 12 | 3-2-1 | 5 |
| 12. Penn State University | 152 | 9 | 4-1-0 | 5 |
| 13. Ohio State University | 117 | 15 | 4-1-1 | 5 |
| 14. University of North Dakota | 76 | NR | 4-1-1 | 1 |
| 15. Boston College | 66 | 10 | 2-3-0 | 5 |

Others receiving votes: St. Cloud State University, 47; Northern Michigan University, 26; Harvard University, 21; University of Massachusetts Lowell, 16; Bowling Green University, 13; Boston University, 6; Brown University, 3; University of Nebraska Omaha, 2; University of Michigan, 1.

Notre Dame in the Polls

| Date | USCHO.com | USA Today |
|--------------------------|-----------|-----------|
| September 30 (Preseason) | 9 | 10 |
| October 7 | 8 | 9 |
| October 14 | 7 | 7 |
| October 21 | 5 | 4 |
| October 28 | 5 | 4 |

the NHL Draft, joining Cole and Sheahan.

- Rust, a two-time Stanley Cup Champion with the Pittsburgh Penguins, netted a career-high 18 goals last season while collecting 35 points in 72 games last season and recently returned from the IR.
- Cole is in the midst of his second season with the Colorado Avalanche after posting 15 points (2G, 13A) in 71 games last season.
- Hinostroza is in his second season with the Arizona Coyotes after posting career-highs in goals (16), assists (23) and points (39) a season ago.
- Sheahan is playing his first season with the Edmonton Oilers in what will be his ninth NHL season.
- In total, 35 former Irish players have seen ice time in the NHL, 20 of whom played at Notre Dame under current head coach Jeff Jackson.

PRO IRISH WEARING THE "C"

- While Cal Burke has been named the captain for Notre Dame this season, Irish alumni in the professional ranks are also picking up the honor and responsibility of wearing the "C" in 2019-20.
- Anders Lee, who captained the Irish in 2012-13, is in his second season serving as captain of the New York Islanders.
- Steven Fogarty, who was a two-year captain at Notre Dame in 2014-15 and 2015-16, was named the captain of the Hartford Wolfpack AHL to start the 2019-20 season.
- Sam Herr, an alternate captain with the Irish in 2015-16, was named the Nottingham Panthers' (EIHL) for the 2019-20 season.
- Bo Brauer, a 2018 Notre Dame graduate, was named captain of the Worcester Railers (ECHL) to start the 2019-20 season as well.

YOUTH MOVEMENT

- The 2019-20 Notre Dame roster features 17 underclassmen (versus 11 upperclassmen).
- The Irish once again are among the 10 youngest teams in college hockey by average age as of Oct. 1 (College Hockey Inc.):
 - Minnesota – 20 years, 240 days
 - Wisconsin – 20 years, 256 days
 - Boston University – 20 years, 278 days
 - Boston College – 20 years, 294 days
 - Quinnipiac – 20 years, 357 days
 - Connecticut – 21 years, 5 days
 - Providence – 21 years, 24 days
 - Denver – 21 years, 57 days
 - Harvard – 21 years, 86 days
 - **Notre Dame – 21 years, 88 days**

IN THE CLASSROOM

- Notre Dame's posted another GSR rating of 95 in October, 2019 marking the 15th consecutive season the Fighting Irish posted at least a 94 in the annual four-year graduation success rating from the NCAA.
- In the 2019-20 federal standings, Notre Dame's hockey score of 91 ranked sixth among all Division I men's ice hockey programs and first in the Big Ten.
- Last season, Cam Burke (Fall), Charlie Raith (Fall and Spring) and Alex Steeves (Fall and Spring) were each named to the Dean's List.

NOTRE DAME IN THE 2019 NHL DRAFT

- Freshman forward Trevor Janicke was selected in the 2019 NHL Draft when the Anaheim Ducks picked him in the fifth round (132nd overall).
- The Irish have seen at least one player selected in the National Hockey League Entry Draft every year since 2004, and in 21 of the last 22 years.
- He was the 85th member of the Notre Dame hockey program to be selected in the NHL Draft.
- In head coach Jeff Jackson's tenure, 38 Irish players have been selected in the draft.

2019 BIG TEN CHAMPIONSHIP RECAP

- Cam Morrison scored the game-winning goal in the Big Ten title game for the second consecutive season and Cale Morris finished with 46 saves en route to earning the tournament's Most Outstanding Player honor for the second consecutive season as the Irish posted a 3-2 win over Penn State (March 23).
- The win sent Notre Dame to the NCAA Tournament for a program-record fourth consecutive season.
- Spencer Stastney scored his first career goal early in the first period to give the Irish a 1-0 lead and Cal Burke also netted a first period tally for the Irish.
- It marked the eighth championship in program history, all under the guidance of head coach Jeff Jackson:
 - Regular-season: 2006-07 (CCHA), 2008-08 (CCHA), 2017-18 (B1G)
 - Tournament: 2007 (CCHA), 2009 (CCHA), 2013 (CCHA), 2018 & 2019 (B1G)
- To reach the 2019 title game, Notre Dame swept Michigan State in the quarterfinals (March 8-9) and then defeated Minnesota in the semifinals with Michael Graham's power-play goal 53 seconds into overtime proving to be the difference (March 16).
- In the first three Big Ten tournament games, Mike O'Leary, Pierce Crawford and Michael Graham accounted for Notre Dame's game-winning goals.
- Cale Morris posted a 0.75 goals-against average and a .977 save percentage in the 2019 Big Ten Tournament.
- The Irish are now 6-0-0 on Big Ten Tournament games since joining the Big Ten.



UPCOMING SERIES HISTORIES

MINNESOTA

Series: Minnesota leads 30-20-3 (53 games)
At Notre Dame: Series tied 8-8-1
At Minnesota: Minnesota leads 18-9-2
At Neutral Sites: Minnesota leads 4-2-0
Overtime Wins: UM 2, ND 1
One-Goal Wins: UM 10, ND 13
Last Meeting: March 16, 2019 (ND 3-2 OT)
Current Series Streak: ND 1 win

| Year | Host | Site | Arena | Win | Loss | Tie | Result |
|---------|------------|---------------------|--------------------------|--------|---------|--------|--------|
| 1924-25 | Minnesota | Minneapolis, Minn. | Minneapolis Arena | | L (OT) | | 1-2 |
| | Minnesota | Minneapolis, Minn. | Minneapolis Arena | | L | | 1-2 |
| 1925-26 | Minnesota | Minneapolis, Minn. | Minneapolis Arena | | L (2OT) | | 4-6 |
| | Minnesota | Minneapolis, Minn. | Minneapolis Arena | | L | | 0-4 |
| 1926-27 | Minnesota | Minneapolis, Minn. | Minneapolis Arena | | L | | 0-3 |
| | Minnesota | Minneapolis, Minn. | Minneapolis Arena | W | | | 2-0 |
| 1971-72 | Minnesota | Minneapolis, Minn. | Williams Arena | W | | | 5-4 |
| | Minnesota | Minneapolis, Minn. | Williams Arena | W | | | 8-3 |
| 1972-73 | Notre Dame | Notre Dame, Ind. | Joyce Center | W | | | 3-2 |
| | Notre Dame | Notre Dame, Ind. | Joyce Center | | L | | 1-7 |
| 1973-74 | Minnesota | Minneapolis, Minn. | Williams Arena | L | | | 2-7 |
| | Minnesota | Minneapolis, Minn. | Williams Arena | L | | | 3-6 |
| 1974-75 | Minnesota | Minneapolis, Minn. | Williams Arena | L | | | 1-8 |
| | Minnesota | Minneapolis, Minn. | Williams Arena | L | | | 3-5 |
| 1975-76 | Notre Dame | Notre Dame, Ind. | Joyce Center | | L | | 3-6 |
| | Notre Dame | Notre Dame, Ind. | Joyce Center | | | T (OT) | 4-4 |
| 1976-77 | | St. Paul, Minn. | St. Paul Civic Center | W | | | 6-5 |
| | | St. Paul, Minn. | St. Paul Civic Center | | L | | 2-3 |
| | Minnesota | Minneapolis, Minn. | Williams Arena | W | | | 3-2 |
| | Minnesota | Minneapolis, Minn. | Williams Arena | | | T (OT) | 3-3 |
| | Notre Dame | Notre Dame, Ind. | Joyce Center | W | | | 5-1 |
| | Notre Dame | Notre Dame, Ind. | Joyce Center | | L | | 2-9 |
| 1977-78 | Minnesota | Minneapolis, Minn. | Williams Arena | | | T (OT) | 5-5 |
| | Minnesota | Minneapolis, Minn. | Williams Arena | | L | | 1-4 |
| 1978-79 | Minnesota | Minneapolis, Minn. | Williams Arena | W | | | 3-2 |
| | Minnesota | Minneapolis, Minn. | Williams Arena | | L | | 1-4 |
| | Notre Dame | Notre Dame, Ind. | Joyce Center | W | | | 3-2 |
| | Notre Dame | Notre Dame, Ind. | Joyce Center | W | | | 8-7 |
| 1979-80 | Minnesota | Minneapolis, Minn. | Williams Arena | | L (OT) | | 5-6 |
| | Minnesota | Minneapolis, Minn. | Williams Arena | W | | | 6-3 |
| | Notre Dame | Notre Dame, Ind. | Joyce Center | | L | | 2-3 |
| | Notre Dame | Notre Dame, Ind. | Joyce Center | | L | | 7-8 |
| 1980-81 | Minnesota | Minneapolis, Minn. | Williams Arena | L | | | 2-4 |
| | Minnesota | Minneapolis, Minn. | Williams Arena | W | | | 6-5 |
| 1990-91 | Minnesota | Minneapolis, Minn. | Williams Arena | | L | | 2-7 |
| 2000-01 | | St. Paul, Minn. | Xcel Energy Center | | L | | 3-7 |
| 2003-04 | | Grand Rapids, Mich. | Van Andel Arena | | L | | 2-5 |
| 2011-12 | Minnesota | Minneapolis, Minn. | Mariucci Arena | W | | | 4-3 |
| 2012-13 | Minnesota | Minneapolis, Minn. | Mariucci Arena | | L | | 1-3 |
| 2013-14 | Notre Dame | Notre Dame, Ind. | Compton Family Ice Arena | W | | | 4-1 |
| | Notre Dame | Notre Dame, Ind. | Compton Family Ice Arena | | L | | 4-5 |
| 2014-15 | Minnesota | Minneapolis, Minn. | Mariucci Arena | | L | | 0-5 |
| | Minnesota | Minneapolis, Minn. | Mariucci Arena | | L | | 2-4 |
| 2016-17 | | Manchester, N.H. | SNHU Arena | W | | | 3-2 |
| 2017-18 | Notre Dame | Notre Dame, Ind. | Compton Family Ice Arena | W | | | 1-0 |
| | Notre Dame | Notre Dame, Ind. | Compton Family Ice Arena | W | | | 5-2 |
| | Minnesota | Minneapolis, Minn. | Mariucci Arena | | L (OT) | | 0-1 |
| | Minnesota | Minneapolis, Minn. | Mariucci Arena | W | | | 4-1 |
| 2018-19 | Notre Dame | Notre Dame, Ind. | Compton Family Ice Arena | | L | | 1-5 |
| | Notre Dame | Notre Dame, Ind. | Compton Family Ice Arena | | L | | 1-2 |
| | Minnesota | Minneapolis, Minn. | Mariucci Arena | W | | | 3-2 |
| | Minnesota | Minneapolis, Minn. | Mariucci Arena | | L | | 1-2 |
| | Notre Dame | Notre Dame, Ind. | Compton Family Ice Arena | W (OT) | | | 2-1 |

OHIO STATE

Series: OSU leads 37-35-10 (82 games) | At Notre Dame: ND leads 18-16-4 | At Ohio State: OSU leads 19-16-6
At Neutral Sites: OSU leads 2-1-0 | Overtime Wins: ND 5, OSU 2 | One-Goal Wins: ND 13, OSU 10
Last Meeting: Feb. 2, 2019 (OSU 2-0) | Current Streak: OSU 2 wins

| Year | Host | Site | Arena | Win | Loss | Tie | Result |
|---------|------------|------------------|--------------------------|--------|--------|--------|--------|
| 1968-69 | Ohio State | Columbus, Ohio | OSU Ice Arena | W | | | 7-1 |
| 1969-70 | Ohio State | Columbus, Ohio | OSU Ice Arena | | L | | 3-4 |
| | Notre Dame | Notre Dame, Ind. | Joyce Center | W | | | 6-3 |
| | Notre Dame | Notre Dame, Ind. | Joyce Center | W | | | 7-1 |
| 1981-82 | Ohio State | Columbus, Ohio | OSU Ice Arena | W | | | 7-5 |
| | Ohio State | Columbus, Ohio | OSU Ice Arena | | | T (OT) | 4-4 |
| | Notre Dame | Notre Dame, Ind. | Joyce Center | W | | | 6-4 |
| | Notre Dame | Notre Dame, Ind. | Joyce Center | W | | | 6-3 |
| 1982-83 | Notre Dame | Notre Dame, Ind. | Joyce Center | | L | | 3-6 |
| | Notre Dame | Notre Dame, Ind. | Joyce Center | | L | | 5-6 |
| | Ohio State | Columbus, Ohio | OSU Ice Arena | W | | | 6-3 |
| | Ohio State | Columbus, Ohio | OSU Ice Arena | | L | | 1-8 |
| 1992-93 | Ohio State | Columbus, Ohio | OSU Ice Arena | W | | | 5-4 |
| | Notre Dame | Notre Dame, Ind. | Joyce Center | W | | | 3-1 |
| | Notre Dame | Notre Dame, Ind. | Joyce Center | W | | | 4-0 |
| 1993-94 | Ohio State | Columbus, Ohio | OSU Ice Arena | W (OT) | | | 3-2 |
| | Notre Dame | Notre Dame, Ind. | Joyce Center | W | | | 5-4 |
| | Ohio State | Columbus, Ohio | OSU Ice Arena | | | T (OT) | 3-3 |
| 1994-95 | Ohio State | Columbus, Ohio | OSU Ice Arena | W (OT) | | | 4-3 |
| | Notre Dame | Notre Dame, Ind. | Joyce Center | W | | | 5-1 |
| | Notre Dame | Notre Dame, Ind. | Joyce Center | W | | | 4-3 |
| 1995-96 | Notre Dame | Notre Dame, Ind. | Joyce Center | W | | | 4-0 |
| | Ohio State | Columbus, Ohio | OSU Ice Arena | | | T (OT) | 2-2 |
| | Ohio State | Columbus, Ohio | OSU Ice Arena | | L | | 2-5 |
| 1996-97 | Ohio State | Columbus, Ohio | OSU Ice Arena | W | | | 3-0 |
| | Notre Dame | Notre Dame, Ind. | Joyce Center | | L | | 3-5 |
| | Notre Dame | Notre Dame, Ind. | Joyce Center | | L | | 4-5 |
| 1997-98 | Ohio State | Columbus, Ohio | OSU Ice Arena | W | | | 3-2 |
| | Ohio State | Columbus, Ohio | OSU Ice Arena | | L | | 3-5 |
| | Notre Dame | Notre Dame, Ind. | Joyce Center | | L | | 3-5 |
| 1998-99 | Notre Dame | Notre Dame, Ind. | Joyce Center | W | | | 3-0 |
| | Ohio State | Columbus, Ohio | Value City Arena | | L | | 3-4 |
| | Ohio State | Columbus, Ohio | Value City Arena | | L | | 1-4 |
| 1999-00 | Ohio State | Columbus, Ohio | Value City Arena | | L | | 1-3 |
| | Ohio State | Columbus, Ohio | Value City Arena | W (OT) | | | 2-1 |
| 2000-01 | Notre Dame | Notre Dame, Ind. | Joyce Center | | L | | 3-5 |
| | Notre Dame | Notre Dame, Ind. | Joyce Center | | | T (OT) | 2-2 |
| | Ohio State | Columbus, Ohio | Value City Arena | | L | | 2-5 |
| | Ohio State | Columbus, Ohio | Value City Arena | | L | | 3-5 |
| 2001-02 | Ohio State | Columbus, Ohio | Value City Arena | | | T (OT) | 4-4 |
| | Ohio State | Columbus, Ohio | Value City Arena | | L | | 2-3 |
| 2002-03 | Notre Dame | Notre Dame, Ind. | Joyce Center | | | T (OT) | 3-3 |
| | Notre Dame | Notre Dame, Ind. | Joyce Center | | L | | 0-2 |
| | | Detroit, Mich. | Joe Louis Arena | | L | | 2-3 |
| 2003-04 | Ohio State | Columbus, Ohio | Value City Arena | W | | | 5-2 |
| | Ohio State | Columbus, Ohio | Value City Arena | | L | | 1-3 |
| | | Detroit, Mich. | Joe Louis Arena | | L (OT) | | 5-6 |
| 2004-05 | Notre Dame | Notre Dame, Ind. | Joyce Center | | L | | 1-4 |
| | Notre Dame | Notre Dame, Ind. | Joyce Center | | L | | 1-3 |
| 2005-06 | Notre Dame | Notre Dame, Ind. | Joyce Center | | L | | 1-4 |
| | Notre Dame | Notre Dame, Ind. | Joyce Center | | L | | 2-5 |
| | Ohio State | Columbus, Ohio | Value City Arena | | L | | 0-1 |
| | Ohio State | Columbus, Ohio | Value City Arena | W | | | 1-0 |
| 2006-07 | Ohio State | Columbus, Ohio | Value City Arena | W | | | 4-2 |
| | Ohio State | Columbus, Ohio | Value City Arena | | | T (OT) | 1-1 |
| 2007-08 | Notre Dame | Notre Dame, Ind. | Joyce Center | | L | | 1-3 |
| | Notre Dame | Notre Dame, Ind. | Joyce Center | | | T (OT) | 2-2 |
| 2008-09 | Ohio State | Columbus, Ohio | Value City Arena | W (OT) | | | 4-3 |
| | Ohio State | Columbus, Ohio | Value City Arena | | L | | 1-4 |
| 2009-10 | Notre Dame | Notre Dame, Ind. | Joyce Center | W | | | 3-1 |
| | Notre Dame | Notre Dame, Ind. | Joyce Center | | | T (OT) | 2-2 |
| | Ohio State | Columbus, Ohio | Value City Arena | | L | | 1-3 |
| | Ohio State | Columbus, Ohio | Value City Arena | | L | | 2-8 |
| 2010-11 | Ohio State | Columbus, Ohio | Value City Arena | | L | | 1-6 |
| | Ohio State | Columbus, Ohio | Value City Arena | W | | | 4-1 |
| 2011-12 | Notre Dame | Notre Dame, Ind. | Joyce Center | W | | | 5-2 |
| | Notre Dame | Notre Dame, Ind. | Joyce Center | | L | | 3-4 |
| | Notre Dame | Notre Dame, Ind. | Compton Family Ice Arena | W | | | 2-0 |
| | Notre Dame | Notre Dame, Ind. | Compton Family Ice Arena | W | | | 4-2 |
| 2012-13 | Ohio State | Columbus, Ohio | Value City Arena | | L | | 3-6 |
| | Ohio State | Columbus, Ohio | Value City Arena | | | T (OT) | 2-2 |
| | | Detroit, Mich. | Joe Louis Arena | W | | | 3-1 |
| 2014-15 | Notre Dame | Notre Dame, Ind. | Compton Family Ice Arena | | L | | 1-5 |
| 2017-18 | Ohio State | Columbus, Ohio | Value City Arena | W | | | 4-1 |
| | Ohio State | Columbus, Ohio | Value City Arena | W | | | 5-2 |
| | Notre Dame | Notre Dame, Ind. | Compton Family Ice Arena | W | | | 2-1 |
| | Notre Dame | Notre Dame, Ind. | Compton Family Ice Arena | | L | | 1-5 |
| | Notre Dame | Notre Dame, Ind. | Compton Family Ice Arena | W (OT) | | | 3-2 |
| 2018-19 | Notre Dame | Notre Dame, Ind. | Compton Family Ice Arena | | L | | 0-1 |
| | Notre Dame | Notre Dame, Ind. | Compton Family Ice Arena | W | | | 2-1 |
| | Ohio State | Columbus, Ohio | Value City Arena | | L | | 2-4 |
| | Ohio State | Columbus, Ohio | Value City Arena | | L | | 0-2 |

**HEAD COACH
JEFF JACKSON**



- The 2019-20 season marks University of Notre Dame hockey coach Jeff Jackson's 15th season behind the Irish bench.
- The highly regarded Jackson now has over 30 years of coaching experience and is coming off back-to-back Big Ten championship seasons while also guiding the Irish to the 2018 national title game en route to being named the Spencer Penrose Award winner as the National Coach of the Year.
- Jackson was also named the Spencer Penrose award winner in 2007 and he is one of just 14 coaches to have earned the honor multiple times (dating back to 1951).
- Additionally, Jackson is the only coach to have earned the honor multiple times in the last 15 seasons.
- Notre Dame's Jeff Jackson era began in 2005 when the University searched for a coach who could move the program among the elite hockey schools in the country.
- Jackson's Notre Dame teams have made 10 trips to the NCAA Championship (2007-09, 2011, 2013-14, 2016-19), advancing to the Frozen Four four times and playing in the 2008 and 2018 national title games.
- During his 14-year run, Notre Dame has become one of the nation's top teams while playing in the Central Collegiate Hockey Association, Hockey East and now Big Ten.
- Under Jackson, the Irish won the CCHA regular-season title twice (2006-07 and 2008-09) while earning three Mason Cup championships (2007, 2009 and the final one in 2013).
- Then, in the team's first season in the Big Ten (2017-18), Notre Dame captured both the regular season and conference championships and followed up by once again winning the conference tournament in year two (2018-19).
- Jackson's success on the ice also has had a major impact off the ice for the Irish. With the wins came a commitment from the University that led to the new home of Irish hockey — The Compton Family Ice Arena — one of the finest college hockey facilities in the nation. The venue opened for business on Oct. 21, 2011.
- Since Jackson's arrival, the Irish have had 35 players selected in the National Hockey League Entry Draft, including three first round selections. In that same span, 24 players from USA Hockey's National Team

THE JEFF JACKSON FILE | COLLEGIATE HEAD COACHING

| 21st year as NCAA Div. I Head Coach | | | | | |
|---------------------------------------|-----------|------------|------------|-----------|-------------|
| Alma Mater: Michigan State ('78, '79) | | | | | |
| School | Seasons | Record | | | Pct. |
| Lake Superior State | 6 | 182 | 52 | 25 | .751 |
| Notre Dame | 15 | 323 | 191 | 57 | .616 |
| TOTALS | 21 | 505 | 243 | 82 | .658 |

THE JEFF JACKSON FILE | ADDITIONAL HEAD COACHING

| Team | Seasons | Record | | | |
|---------------|---------|--------|-----|-----|-----|
| USNTDP (USHL) | 3 | N/A | N/A | N/A | N/A |
| Guelph (OHL) | 2 | 71 | 46 | 16 | 3 |

HONORS AND ACCOLADES

| Year | Award |
|---------|------------------------|
| 1990-91 | CCHA Coach of the Year |
| 2006-07 | CCHA Coach of the Year |
| 2006-07 | Spencer Penrose Award |
| 2010-11 | CCHA Coach of the Year |
| 2017-18 | Spencer Penrose Award |

JACKSON AND THE FROZEN FOUR

| Year | Team |
|------|--|
| 1992 | Lake Superior State (NCAA Champion) |
| 1993 | Lake Superior State (NCAA Runner-Up) |
| 1994 | Lake Superior State (NCAA Champion) |
| 2008 | University of Notre Dame (NCAA Runner-Up) |
| 2011 | University of Notre Dame (NCAA Semifinalist) |
| 2017 | University of Notre Dame (NCAA Semifinalist) |
| 2018 | University of Notre Dame (NCAA Runner-Up) |

Developmental Program have matriculated to Notre Dame.

- During Jackson's tenure, the Irish have had eight players garner All-America honors — Bobby Nardella in 2019, Cale Morris in 2018, Anders Bjork in 2017, Robbie Russo in 2015, Anders Lee in 2013, Ian Cole and Erik Condra in 2009 and David Brown in 2007. In addition, 19 of Jackson's Notre Dame players have gone on to play in the NHL.
- Jackson entered the 2019-20 season with a 20-year collegiate record of 501-243-82 for a .656 winning percentage, the second-highest winning percentage among all active coaches with five years or more in Division I (entering 2019-20).
- To start the 2019-20 season, Jackson's 501 career wins ranked tied for 12th all-time in Division I and second among active coaches (entering 2019-20).

JEFF JACKSON RECORDS VS. DIVISION I TEAMS

| Team | W | L | T |
|----------------------|----|----|----|
| Air Force | 3 | 0 | 0 |
| Alabama Huntsville | 8 | 1 | 0 |
| Alaska | 21 | 8 | 1 |
| Alaska Anchorage | 1 | 0 | 0 |
| Arizona State | 2 | 0 | 0 |
| Army | 1 | 0 | 0 |
| Bemidji State | 0 | 1 | 0 |
| Boston College | 11 | 8 | 0 |
| Boston University | 10 | 5 | 1 |
| Bowling Green | 43 | 9 | 4 |
| Brown | 0 | 1 | 0 |
| Canisius | 1 | 0 | 0 |
| Clarkson | 3 | 3 | 0 |
| Colgate | 1 | 0 | 0 |
| Colorado College | 0 | 1 | 0 |
| Connecticut | 4 | 1 | 1 |
| Cornell | 2 | 1 | 0 |
| Denver | 1 | 5 | 3 |
| Ferris State | 29 | 11 | 4 |
| Harvard | 1 | 1 | 0 |
| Holy Cross | 2 | 0 | 0 |
| Illinois-Chicago | 24 | 2 | 0 |
| Kent State | 7 | 0 | 1 |
| Lake Superior State | 22 | 4 | 4 |
| Laurentian | 2 | 0 | 0 |
| Maine | 9 | 4 | 1 |
| Massachusetts | 8 | 5 | 0 |
| Massachusetts Lowell | 4 | 9 | 2 |
| Mercyhurst | 1 | 0 | 2 |
| Merrimack | 6 | 2 | 1 |
| Miami | 20 | 16 | 10 |
| Michigan | 31 | 30 | 8 |
| Michigan State | 31 | 16 | 9 |
| Michigan Tech | 7 | 2 | 1 |
| Minnesota | 11 | 9 | 0 |
| Minnesota-Duluth | 6 | 9 | 2 |
| Minnesota State | 2 | 3 | 0 |
| Nebraska Omaha | 16 | 3 | 2 |
| New Hampshire | 6 | 3 | 1 |
| Niagara | 2 | 0 | 0 |
| Northeastern | 6 | 10 | 2 |
| North Dakota | 1 | 2 | 2 |
| Northern Michigan | 17 | 7 | 3 |
| Notre Dame | 11 | 2 | 0 |
| Ohio State | 33 | 17 | 7 |
| Penn State | 9 | 3 | 2 |
| Princeton | 4 | 1 | 0 |

| | | | |
|--------------------|----|----|----|
| Providence College | 10 | 3 | 2 |
| Rensselaer | 7 | 1 | 0 |
| Robert Morris | 1 | 1 | 0 |
| Sacred Heart | 3 | 1 | 0 |
| St. Cloud State | 0 | 2 | 0 |
| St. Lawrence | 2 | 0 | 1 |
| Toronto | 1 | 0 | 0 |
| Union College | 1 | 1 | 0 |
| Vermont | 6 | 2 | 2 |
| Western Michigan | 30 | 14 | 10 |
| Wisconsin | 5 | 3 | 1 |
| York University | 1 | 0 | 0 |

POST-SEASON RECORD VS. DIVISION I TEAMS

| Team | W | L | % |
|----------------------|----|---|-------|
| Alabama Huntsville | 1 | 0 | 1.00 |
| Alaska | 2 | 2 | 0.50 |
| Alaska Anchorage | 1 | 0 | 1.00 |
| Bemidji State | 0 | 1 | 0.00 |
| Boston College | 2 | 2 | 0.50 |
| Boston University | 3 | 1 | 0.750 |
| Bowling Green | 4 | 0 | 1.00 |
| Clarkson | 3 | 2 | 0.75 |
| Cornell | 1 | 0 | 1.00 |
| Denver | 0 | 1 | 0.00 |
| Ferris State | 2 | 1 | 0.667 |
| Harvard | 1 | 0 | 1.00 |
| Illinois-Chicago | 6 | 0 | 1.00 |
| Lake Superior State | 3 | 1 | 0.750 |
| Maine | 0 | 1 | 0.00 |
| Massachusetts | 2 | 2 | 0.500 |
| Massachusetts Lowell | 2 | 4 | 0.333 |
| Merrimack | 1 | 0 | 1.00 |
| Miami | 2 | 2 | 0.50 |
| Michigan | 12 | 6 | 0.667 |
| Michigan State | 7 | 1 | 0.875 |
| Michigan Tech | 1 | 0 | 1.00 |
| Minnesota | 3 | 0 | 1.00 |
| Minnesota-Duluth | 1 | 2 | 0.333 |
| Nebraska Omaha | 2 | 0 | 1.00 |
| New Hampshire | 2 | 0 | 1.00 |
| Northeastern | 1 | 2 | 0.333 |
| Northern Michigan | 1 | 1 | 0.50 |
| Ohio State | 8 | 2 | 0.800 |
| Penn State | 2 | 0 | 1.00 |
| Providence College | 3 | 0 | 1.00 |
| St. Cloud State | 0 | 2 | 0.00 |
| Vermont | 0 | 1 | 0.00 |

| NOTRE DAME'S 2019-20 RECORD WHEN | |
|---|-------|
| Overall | 4-0-0 |
| In Big Ten regular season games | 0-0-0 |
| Non-conference games | 4-0-0 |
| Home | 4-0-0 |
| Road | 0-0-0 |
| Neutral | 0-0-0 |
| In overtime games | 0-0-0 |
| When Notre Dame scores first | 2-0-0 |
| When opponents score first | 2-0-0 |
| When Notre Dame leads after 1 period | 1-0-0 |
| When Notre Dame trails after 1 period | 1-0-0 |
| When score is tied after 1 period | 2-0-0 |
| When Notre Dame leads after 2 periods | 3-0-0 |
| When Notre Dame trails after 2 periods | 0-0-0 |
| When score is tied after 2 periods | 1-0-0 |
| When Notre Dame trails at any point in the third period | 0-0-0 |
| When Notre Dame outshoots opponent | 2-0-0 |
| When opponent outshoots Notre Dame | 2-0-0 |
| When shots are even | 0-0-0 |
| In Game 1 of weekend series | 2-0-0 |
| In Game 2 of weekend series | 2-0-0 |
| In Game 1 of Big Ten weekend series | 0-0-0 |
| In Game 2 of Big Ten weekend series | 0-0-0 |
| In one-goal games | 1-0-0 |
| In two-goal games | 1-0-0 |
| When scoring 0-1 goals | 0-0-0 |
| When scoring two or more goals | 4-0-0 |
| When scoring three or more goals | 4-0-0 |

| | |
|---------------------------------|--------------|
| When scoring four or more goals | 4-0-0 |
| When scoring five or more goals | 4-0-0 |
| Against Ranked Opponents | |
| | |
| | |
| | |
| Total | 0-0-0 |
| Month-By-Month | |
| Notre Dame in October | 4-0-0 |
| Notre Dame in November | 0-0-0 |
| Notre Dame in December | 0-0-0 |
| Notre Dame in January | 0-0-0 |
| Notre Dame in February | 0-0-0 |
| Notre Dame in March | 0-0-0 |
| Notre Dame in April | 0-0-0 |
| Vs. Conferences | |
| Atlantic Hockey | 2-0-0 |
| Big Ten | 0-0-0 |
| ECAC | 0-0-0 |
| Hockey East | 0-0-0 |
| NCHC | 0-0-0 |
| WCHA | 2-0-0 |

THE LAST TIME...

| TEAM | |
|---|---|
| Notre Dame won in overtime | March 29, 2019 vs. Clarkson (3-2 in NCAA Northeast Regional Semifinal) |
| Notre Dame lost in overtime | January 26, 2018 at Minnesota (1-0) |
| Notre Dame tied in overtime | January 26, 2019 vs. Michigan State (1-1, ND wins shootout) |
| Notre Dame scored 10 or more goals in a game | December 29, 2010 vs. Canisius (10-2) |
| Notre Dame allowed 10 or more goals in a game | March 12, 2005 at Michigan (10-1) |
| Notre Dame had a home shutout | March 9, 2019 vs. Michigan State (Cale Morris, 28 saves) |
| Notre Dame had a road shutout | December 2, 2017 at Michigan State (Cale Morris, 23 saves) |
| Notre Dame had a neutral site shutout | October 13, 2018 vs. Providence (Cale Morris, 22 saves) |
| Notre Dame was shutout at home | November 2, 2018 vs. Ohio State (Sean Romeo 23 saves) |
| Notre Dame was shutout on the road or neutral | March 30, 2019 vs. Massachusetts (Filip Lindberg, 13 saves; 4-0 in NCAA Regional Final) |
| Notre Dame won 1-0 | March 8, 2019 vs. Michigan State (Cale Morris, 27 saves) |
| Notre Dame had 40 or more shots in a game | January 11, 2019 vs. Minnesota in a 5-1 loss (43 Shots) |
| Notre Dame had 50 or more shots in a game | October 7, 2016 vs. Arizona State (51 shots) |
| Notre Dame surrendered 40 or more shots in a game | March 23, 2019 vs. Penn State (48 shots) |
| Notre Dame surrendered 50 or more shots in a game | January 25, 2019 vs. Michigan State (52 shots) |
| Notre Dame had three PP goals in a game | February 16, 2019 vs. Wisconsin (5-2 win) |
| Notre Dame had four PP goals in a game | October 20, 2013 vs. Michigan Tech (7-3 win) |
| Notre Dame had six PP goals in a game | October 7, 2016 vs. Arizona State (9-2 win) February 13, 2009 vs. Northern Michigan (9-5 win) |
| Notre Dame had one short-handed goal | February 12, 2019 vs. Michigan (Pierce Crawford, 5-2 win) |
| Notre Dame had two short-handed goals | October 20, 2018 at Omaha (Cal Burke and Bobby Nardella, 8-2 win) January 7, 2011 at Northern Michigan (8-1 win) |
| Notre Dame surrendered five PP goals | December 4, 2004 vs. Michigan (8-0 loss) |
| Notre Dame surrendered four PP goals | February 1, 2013 at Ohio State (6-3 loss) |
| Notre Dame surrendered three PP goals | December 8, 2018 at Penn State (9-1 loss) |
| Notre Dame surrendered two short-handed goals | February 8, 2013 vs. Michigan (7-4 win) |
| Notre Dame played a #1 ranked team | October 14, 2017 vs. Denver (L, 4-2) |
| Notre Dame tied a #1 ranked team | October 13 2017 vs. Denver (T, 2-2 in OT) |
| Notre Dame defeated a #1 ranked team | March 1, 2014 at Boston College (W, 2-1 in OT) |
| Notre Dame defeated a #1 ranked team at home | November 8, 2013 vs. Minnesota (W, 4-1) |
| Notre Dame swept a series versus a top-10 opponent | November 24-25, 2017 vs. #6/6 Minnesota (1-0 & 5-2) |
| Notre Dame erased a two-goal deficit to win or tie | Oct. 11, 2019 vs. Air Force (W, 4-3) |
| Notre Dame erased a two-goal, third period deficit to win | March 1, 2019 vs. Penn State (W, 5-4) December 8, 2017 at Wisconsin (W, 3-2) |
| Had at least eight penalty kills | October 20, 2018 at Omaha (ND 8-for-9 on the PK) |
| Notre Dame took zero penalties in a game | Feb. 23, 2019 at Minnesota (L, 2-1) |

| INDIVIDUAL | |
|--|---|
| Notre Dame player scored a hat trick | October 12, 2018 - Cal Burke vs. Mercyhurst |
| Notre Dame defenseman scored a hat trick | January 18, 2015 - Robbie Russo at UConn |
| Notre Dame player scored four goals | October 19, 1995 - Brian Urick at Alaska Fairbanks |
| Notre Dame player scored five goals | December 29, 1971 - Ian Williams at Dartmouth |
| Notre Dame player had three assists | Oct. 25, 2019 - Cal Burke vs. Lake Superior State |
| Notre Dame player had four assists | January 25, 2019 - Mike O'Leary vs. Michigan State |
| Notre Dame player had five assists | October 21, 1994 - Jamie Ling vs. Waterloo (2-5-7) |
| Notre Dame player had four points | Oct. 25, 2019 - Cal Burke vs. Lake Superior State |
| Notre Dame player had five points | October 20, 2018 - Bobby Nardella and Cal Burke at Omaha |
| Notre Dame player had six points | October 21, 1994 - Jamie Ling vs. Waterloo (2-5-7) |
| Notre Dame player had seven points | October 21, 1994 - Jamie Ling vs. Waterloo (2-5-7) |
| | |
| Notre Dame goalie made 35+ saves | March 23, 2019 - Cale Morris vs. Penn State, 46 saves (W, 3-2) |
| Notre Dame goalie made 40+ saves | March 23, 2019 - Cale Morris vs. Penn State, 46 saves (W, 3-2) |
| Notre Dame goalie made 50+ saves | March 23, 2019 - Cale Morris vs. Penn State, 46 saves (W, 3-2) |
| | |
| Opposing player scored a hat trick | October 19, 2017 - Vito Bavaro of Sacred Heart |
| Opposing player scored four goals | March 12, 1994 - Colin Ward of Western Michigan |
| Opposing player scored five goals | November 10, 1973 - Tom Ross of Michigan State |
| | |
| Opposing player had four assists | December 2, 2011 - Ludwig Karlsson of Northeastern (0-4-4) |
| Opposing player had five assists | January 20, 1996 - Kevin Hilton of Michigan (0-5-5) |
| | |
| Opposing player had four points | December 8, 2018 - Chase Berger (1-3-4) and Evan Barratt (1-3-4) of Penn State |
| Opposing player had five points | January 27, 2001 - Jeff Hamilton of Yale (2-3-5) |
| Opposing player had six points | January 11, 1994 - John Gruden of Ferris State (4-3-7) |
| Opposing player had seven points | January 11, 1994 - John Gruden of Ferris State (4-3-7) |
| | |
| Opposing goalie made 35+ saves | March 23, 2019 - Jake Kielly of Clarkson, 35 saves (3-2 ND win in OT) |
| Opposing goalie made 40+ saves | January 11, 2019 - Mat Robson of Minnesota, 42 saves (5-1 ND loss) |
| Opposing goalie made 50+ saves | March 6, 2015 - Steve Mastalerz of UMass, 75 saves (4-3 ND loss) |
| | |
| Notre Dame had a penalty shot | March 29, 2019 -- Cal Burke (saved vs. Clarkson in NCAA Northeast Region Semifinal) January 21, 2017 - Joe Wegwerth (saved vs. New Hampshire) |
| Notre Dame scored on a penalty shot | December 6, 2013 - Jeff Costello (vs. UMass) March 16, 2013 - Bryan Rust (vs. Bowling Green) |
| Opponent had a penalty shot | February 3, 2018 - Andrew Strurtz, Penn State (saved by Cale Morris in OT in 2-2 tie) January 19, 2018 - Trent Frederic, Wisconsin (scored on Cale Morris, 4-2 ND win) March 10, 2017 - Shane Kavanagh, Providence (vs. Cal Petersen, missed wide, 5-0 ND win) January 29, 2016 - Colin White, Boston College (saved by Cal Petersen, 4-0 ND loss) January 22, 2016 - Ara Nazarian, New Hampshire (scored on Cal Petersen, 5-1 ND win) December 10, 2015 - Colin White, Boston College (saved by Cal Petersen, 4-3 ND win) |

2019-20 COMBINED STATS

| Date | Opponent | Score | Att. | Record: | Overall | Home | Away | Neutral |
|--------|---------------------|-------|------|----------------|---------|-------|-------|---------|
| Oct 11 | AIR FORCE | w 4-3 | 4977 | ALL GAMES | 4-0-0 | 4-0-0 | 0-0-0 | 0-0-0 |
| Oct 13 | AIR FORCE | w 6-1 | 3506 | CONFERENCE | 0-0-0 | 0-0-0 | 0-0-0 | 0-0-0 |
| Oct 25 | LAKE SUPERIOR STATE | w 5-2 | 3991 | NON-CONFERENCE | 4-0-0 | 4-0-0 | 0-0-0 | 0-0-0 |
| Oct 26 | LAKE SUPERIOR STATE | w 6-4 | 4178 | | | | | |

TEAM STATISTICS

| | ND | OPP |
|------------------------|--------|--------|
| SHOT STATISTICS | | |
| Goals-Shot attempts | 21-123 | 10-118 |
| Shot pct. | .171 | .085 |
| Goals/Game | 5.2 | 2.5 |
| Shots/Game | 30.8 | 29.5 |
| POWER PLAYS | | |
| Goals-Power Plays | 5-15 | 1-11 |
| Conversion Percent | .333 | .091 |
| Shot Attempts | 23 | 11 |
| Shot Percent | .217 | .091 |
| GOAL BREAKDOWN | | |
| Power Play | 5 | 1 |
| Short-handed | 0 | 0 |
| Empty net | 2 | 0 |
| Penalty | 0 | 0 |
| Unassisted | 1 | 0 |
| Overtime | 0 | 0 |
| Shootout | 0 | 0 |
| Delayed Penalty | 0 | 0 |
| PENALTIES | | |
| Number | 12 | 16 |
| Minutes | 24 | 32 |
| Penalties/Game | 3.0 | 4.0 |
| Pen minutes/Game | 6.0 | 8.0 |
| SHOOTOUTS (Made-Att) | 0-0 | 0-0 |

| # | Player | gp | g | a | pts | sh | sh% | pen-min | pp | sh |
|-----------|------------------|----|----|----|-----|-----|------|---------|----|----|
| 11 | Cal Burke | 4 | 4 | 7 | 11 | 15 | .267 | 0-0 | 1 | 0 |
| 19 | Mike O'Leary | 4 | 4 | 7 | 11 | 11 | .364 | 1-2 | 1 | 0 |
| 13 | Colin Theisen | 4 | 3 | 4 | 7 | 15 | .200 | 2-4 | 1 | 0 |
| 26 | Cam Morrison | 4 | 2 | 2 | 4 | 11 | .182 | 0-0 | 0 | 0 |
| 20 | Jake Pivonka | 4 | 2 | 2 | 4 | 5 | .400 | 2-4 | 0 | 0 |
| 24 | Spencer Stastney | 4 | 1 | 3 | 4 | 3 | .333 | 0-0 | 0 | 0 |
| 16 | Alex Steeves | 4 | 1 | 3 | 4 | 10 | .100 | 0-0 | 0 | 0 |
| 5 | Matt Hellickson | 4 | 2 | 1 | 3 | 5 | .400 | 0-0 | 2 | 0 |
| 27 | Trevor Janicke | 4 | 1 | 1 | 2 | 5 | .200 | 0-0 | 0 | 0 |
| 18 | Graham Slaggert | 4 | 1 | 1 | 2 | 9 | .111 | 0-0 | 0 | 0 |
| 2 | Nate Clurman | 4 | 0 | 2 | 2 | 3 | .000 | 1-2 | 0 | 0 |
| 6 | Tory Dello | 4 | 0 | 2 | 2 | 7 | .000 | 1-2 | 0 | 0 |
| 15 | Michael Graham | 3 | 0 | 2 | 2 | 2 | .000 | 0-0 | 0 | 0 |
| 4 | Nick Leivermann | 4 | 0 | 2 | 2 | 7 | .000 | 1-2 | 0 | 0 |
| 25 | Solag Bakich | 1 | 0 | 0 | 0 | 0 | .000 | 0-0 | 0 | 0 |
| 10 | Cam Burke | 4 | 0 | 0 | 0 | 4 | .000 | 0-0 | 0 | 0 |
| 17 | Pierce Crawford | 4 | 0 | 0 | 0 | 4 | .000 | 1-2 | 0 | 0 |
| 14 | Jesse Lansdell | 4 | 0 | 0 | 0 | 0 | .000 | 1-2 | 0 | 0 |
| 29 | Charlie Raith | 4 | 0 | 0 | 0 | 4 | .000 | 0-0 | 0 | 0 |
| 8 | Matt Steeves | 4 | 0 | 0 | 0 | 3 | .000 | 2-4 | 0 | 0 |
| Total | | 4 | 21 | 39 | 60 | 123 | .171 | 12-24 | 5 | 0 |
| Opponents | | 4 | 10 | 18 | 28 | 118 | .085 | 16-32 | 1 | 0 |

| # | Goalie | gp | min | ga | gaavg | saves | save% | w-l-t |
|-----------|--------------|----|--------|----|-------|-------|-------|-------|
| 30 | Ryan Bischel | 3 | 179:43 | 6 | 2.00 | 79 | .929 | 3-0-0 |
| 32 | Cale Morris | 1 | 60:00 | 4 | 4.00 | 29 | .879 | 1-0-0 |
| TM | EMPTY NET | 1 | 0:17 | 0 | - | 0 | .000 | 0-0-0 |
| Total | | 4 | 240:00 | 10 | 2.50 | 108 | .915 | 4-0-0 |
| Opponents | | 4 | 240:00 | 21 | 5.25 | 102 | .829 | 0-4-0 |

Attendance Summary

| | ND | Opponent |
|--------------------|--------|----------|
| Total | 16652 | 0 |
| Dates/Avg Per Date | 4/4163 | 0/0 |
| Neutral Site #/Avg | 0/0 | |

Goals by Period

| | 1st | 2nd | 3rd | Total |
|------------|-----|-----|-----|-------|
| Notre Dame | 5 | 6 | 10 | 21 |
| Opponents | 6 | 1 | 3 | 10 |

Saves by Period

| | 1st | 2nd | 3rd | Total |
|------------|-----|-----|-----|-------|
| Notre Dame | 29 | 39 | 40 | 108 |
| Opponents | 36 | 40 | 26 | 102 |

2019-20 LEADERS

| ## | Points | GP | G | A | Pts | Sh |
|----|------------------|----|---|---|-----|----|
| 11 | Cal Burke | 4 | 4 | 7 | 11 | 15 |
| 19 | Mike O'Leary | 4 | 4 | 7 | 11 | 11 |
| 13 | Colin Theisen | 4 | 3 | 4 | 7 | 15 |
| 26 | Cam Morrison | 4 | 2 | 2 | 4 | 11 |
| 20 | Jake Pivonka | 4 | 2 | 2 | 4 | 5 |
| 24 | Spencer Stastney | 4 | 1 | 3 | 4 | 3 |
| 16 | Alex Steeves | 4 | 1 | 3 | 4 | 10 |
| 5 | Matt Hellickson | 4 | 2 | 1 | 3 | 5 |
| 27 | Trevor Janicke | 4 | 1 | 1 | 2 | 5 |
| 18 | Graham Slaggert | 4 | 1 | 1 | 2 | 9 |

| ## | Goals | GP | G | A | Pts | Sh |
|----|------------------|----|---|---|-----|----|
| 11 | Cal Burke | 4 | 4 | 7 | 11 | 15 |
| 19 | Mike O'Leary | 4 | 4 | 7 | 11 | 11 |
| 13 | Colin Theisen | 4 | 3 | 4 | 7 | 15 |
| 26 | Cam Morrison | 4 | 2 | 2 | 4 | 11 |
| 20 | Jake Pivonka | 4 | 2 | 2 | 4 | 5 |
| 5 | Matt Hellickson | 4 | 2 | 1 | 3 | 5 |
| 24 | Spencer Stastney | 4 | 1 | 3 | 4 | 3 |
| 16 | Alex Steeves | 4 | 1 | 3 | 4 | 10 |
| 27 | Trevor Janicke | 4 | 1 | 1 | 2 | 5 |
| 18 | Graham Slaggert | 4 | 1 | 1 | 2 | 9 |

| ## | Power-Play Goals | GP | PPG |
|----|------------------|----|-----|
| 5 | Matt Hellickson | 4 | 2 |

| ## | Short-Handed Goals | GP | SHG |
|----|--------------------|----|-----|
| | | | |

| ## | Game-Winning Goals | GP | GWG |
|----|--------------------|----|-----|
| 5 | Matt Hellickson | 4 | 2 |

| ## | Plus/Minus | GP | +/- |
|----|------------------|----|-----|
| 2 | Nate Clurman | 4 | +11 |
| 24 | Spencer Stastney | 4 | +6 |
| 26 | Cam Morrison | 4 | +5 |
| 11 | Cal Burke | 4 | +4 |
| 19 | Mike O'Leary | 4 | +4 |
| 16 | Alex Steeves | 4 | +4 |
| 13 | Colin Theisen | 4 | +3 |
| 20 | Jake Pivonka | 4 | +2 |
| 18 | Graham Slaggert | 4 | +2 |
| 15 | Michael Graham | 3 | +2 |

| ## | Assists | GP | G | A | Pts | Sh |
|----|------------------|----|---|---|-----|----|
| 11 | Cal Burke | 4 | 4 | 7 | 11 | 15 |
| 19 | Mike O'Leary | 4 | 4 | 7 | 11 | 11 |
| 13 | Colin Theisen | 4 | 3 | 4 | 7 | 15 |
| 24 | Spencer Stastney | 4 | 1 | 3 | 4 | 3 |
| 16 | Alex Steeves | 4 | 1 | 3 | 4 | 10 |
| 26 | Cam Morrison | 4 | 2 | 2 | 4 | 11 |
| 20 | Jake Pivonka | 4 | 2 | 2 | 4 | 5 |
| 2 | Nate Clurman | 4 | 0 | 2 | 2 | 3 |
| 6 | Tory Dello | 4 | 0 | 2 | 2 | 7 |
| 15 | Michael Graham | 3 | 0 | 2 | 2 | 2 |

| ## | Shots | GP | G | A | Pts | Sh | Sh% |
|----|-----------------|----|---|---|-----|----|------|
| 11 | Cal Burke | 4 | 4 | 7 | 11 | 15 | .267 |
| 13 | Colin Theisen | 4 | 3 | 4 | 7 | 15 | .200 |
| 19 | Mike O'Leary | 4 | 4 | 7 | 11 | 11 | .364 |
| 26 | Cam Morrison | 4 | 2 | 2 | 4 | 11 | .182 |
| 16 | Alex Steeves | 4 | 1 | 3 | 4 | 10 | .100 |
| 18 | Graham Slaggert | 4 | 1 | 1 | 2 | 9 | .111 |
| 6 | Tory Dello | 4 | 0 | 2 | 2 | 7 | .000 |
| 4 | Nick Leivermann | 4 | 0 | 2 | 2 | 7 | .000 |
| 20 | Jake Pivonka | 4 | 2 | 2 | 4 | 5 | .400 |
| 5 | Matt Hellickson | 4 | 2 | 1 | 3 | 5 | .400 |

| ## | Shot Pct. | GP | G | A | Pts | Sh | Sh% |
|----|------------------|----|---|---|-----|----|------|
| 20 | Jake Pivonka | 4 | 2 | 2 | 4 | 5 | .400 |
| 5 | Matt Hellickson | 4 | 2 | 1 | 3 | 5 | .400 |
| 19 | Mike O'Leary | 4 | 4 | 7 | 11 | 11 | .364 |
| 24 | Spencer Stastney | 4 | 1 | 3 | 4 | 3 | .333 |
| 11 | Cal Burke | 4 | 4 | 7 | 11 | 15 | .267 |
| 27 | Trevor Janicke | 4 | 1 | 1 | 2 | 5 | .200 |
| 13 | Colin Theisen | 4 | 3 | 4 | 7 | 15 | .200 |
| 26 | Cam Morrison | 4 | 2 | 2 | 4 | 11 | .182 |
| 18 | Graham Slaggert | 4 | 1 | 1 | 2 | 9 | .111 |
| 16 | Alex Steeves | 4 | 1 | 3 | 4 | 10 | .100 |

| ## | Penalties | GP | Pen | Min |
|----|-----------------|----|-----|-----|
| 20 | Jake Pivonka | 4 | 2 | 4 |
| 13 | Colin Theisen | 4 | 2 | 4 |
| 8 | Matt Steeves | 4 | 2 | 4 |
| 17 | Pierce Crawford | 4 | 1 | 2 |
| 2 | Nate Clurman | 4 | 1 | 2 |
| 14 | Jesse Lansdell | 4 | 1 | 2 |
| 4 | Nick Leivermann | 4 | 1 | 2 |
| 6 | Tory Dello | 4 | 1 | 2 |
| 19 | Mike O'Leary | 4 | 1 | 2 |

| ## | Penalty Minutes | GP | Pen | Min |
|----|-----------------|----|-----|-----|
| 13 | Colin Theisen | 4 | 2 | 4 |
| 20 | Jake Pivonka | 4 | 2 | 4 |
| 8 | Matt Steeves | 4 | 2 | 4 |
| 6 | Tory Dello | 4 | 1 | 2 |
| 4 | Nick Leivermann | 4 | 1 | 2 |
| 14 | Jesse Lansdell | 4 | 1 | 2 |
| 19 | Mike O'Leary | 4 | 1 | 2 |
| 17 | Pierce Crawford | 4 | 1 | 2 |
| 2 | Nate Clurman | 4 | 1 | 2 |

2019-20 RESULTS

| Date | Opponent | Score | Shots | Overall | Conf | Time | Att. | Goalie of record |
|--------|---------------------|-------|-------|---------|-------|------|------|------------------|
| Oct 11 | AIR FORCE | W 4-3 | 29/36 | 1-0-0 | 0-0-0 | 2:26 | 4977 | Ryan Bischel |
| Oct 13 | AIR FORCE | W 6-1 | 32/23 | 2-0-0 | 0-0-0 | 2:26 | 3506 | Ryan Bischel |
| Oct 25 | LAKE SUPERIOR STATE | W 5-2 | 32/26 | 3-0-0 | 0-0-0 | 2:21 | 3991 | Ryan Bischel |
| Oct 26 | LAKE SUPERIOR STATE | W 6-4 | 30/33 | 4-0-0 | 0-0-0 | 2:33 | 4178 | Cale Morris |

| Team Record | W-L-T | Attendance | Dates | Total | Avg. |
|-------------|-------|------------|-------|-------|------|
| Overall: | 4-0-0 | Total: | 4 | 16652 | 4163 |
| Conference: | 0-0-0 | Home: | 4 | 16652 | 4163 |
| Home: | 4-0-0 | Away: | 0 | 0 | 0 |
| Away: | 0-0-0 | Neutral: | 0 | 0 | 0 |
| Neutral: | 0-0-0 | | | | |
| Overtime: | 0-0-0 | | | | |

2019-20 INDIVIDUAL GAME-BY-GAME

| Opponent | Date | Score | 2 | | 4 | | 5 | | 6 | | 8 | | 10 | | 11 | | 13 | | 14 | | 15 | | 16 | |
|----------|--------|-------|------------|------------|-------------|------------|------------|-----------|-----------|-------------|-------------|------------|------------|-------|-------|-------|----|--|----|--|----|--|----|--|
| | | | CLURMAN,NA | LEIVERMANN | HELLICKSON, | DELLO,TORY | STEEVES,MA | BURKE,CAM | BURKE,CAL | THEISEN,COL | LANSDELL,JE | GRAHAM,MIC | STEEVES,AL | | | | | | | | | | | |
| AF | Oct 11 | 4-3 W | 0-1-1 | 0-0-0 | 0-0-0 | 0-0-0 | 0-0-0 | 0-0-0 | 0-0-0 | 0-0-0 | 0-0-0 | 1-1-2 | 1-0-1 | 0-0-0 | 0-2-2 | 1-1-2 | | | | | | | | |
| AF | Oct 13 | 6-1 W | 0-0-0 | 0-1-1 | 1-0-1 | 0-2-2 | 0-0-0 | 0-0-0 | 0-0-0 | 0-0-0 | 1-1-2 | 2-1-3 | 0-0-0 | 0-0-0 | 0-0-0 | 0-0-0 | | | | | | | | |
| LSSU | Oct 25 | 5-2 W | 0-0-0 | 0-1-1 | 1-0-1 | 0-0-0 | 0-0-0 | 0-0-0 | 0-0-0 | 0-0-0 | 1-3-4 | 0-1-1 | 0-0-0 | 0-0-0 | 0-0-0 | | | | | | | | | |
| LSSU | Oct 26 | 6-4 W | 0-1-1 | 0-0-0 | 0-1-1 | 0-0-0 | 0-0-0 | 0-0-0 | 0-0-0 | 0-0-0 | 1-2-3 | 0-2-2 | 0-0-0 | DNP | 0-1-1 | | | | | | | | | |

| Opponent | Date | Score | 17 | | 18 | | 19 | | 20 | | 24 | | 25 | | 26 | | 27 | | 29 | | 30 | | 32 | |
|----------|--------|-------|-----------|------------|-------------|-------------|------------|------------|------------|-------------|-------------|-------------|------------|-------|-------|-----|----|--|----|--|----|--|----|--|
| | | | CRAWFORD, | SLAGGERT,G | O'LEARY,MIK | PIVONKA,JAK | STASTNEY,S | BAKICH,SOL | MORRISON,C | JANICKE,TRE | RAITH,CHARL | BISCHEL,RYA | MORRIS,CAL | | | | | | | | | | | |
| AF | Oct 11 | 4-3 W | 0-0-0 | 0-0-0 | 0-2-2 | 0-0-0 | 0-0-0 | DNP | 1-0-1 | 0-0-0 | 0-0-0 | 0-0-0 | 0-0-0 | 0-0-0 | 0-0-0 | DNP | | | | | | | | |
| AF | Oct 13 | 6-1 W | 0-0-0 | 0-1-1 | 0-3-3 | 1-0-1 | 0-1-1 | DNP | 1-0-1 | 0-0-0 | 0-0-0 | 0-0-0 | 0-0-0 | 0-0-0 | DNP | | | | | | | | | |
| LSSU | Oct 25 | 5-2 W | 0-0-0 | 1-0-1 | 2-1-3 | 0-1-1 | 0-0-0 | DNP | 0-2-2 | 0-0-0 | 0-0-0 | 0-0-0 | 0-0-0 | 0-0-0 | DNP | | | | | | | | | |
| LSSU | Oct 26 | 6-4 W | 0-0-0 | 0-0-0 | 2-1-3 | 1-1-2 | 1-2-3 | 0-0-0 | 0-0-0 | 1-1-2 | 0-0-0 | 0-0-0 | DNP | 0-0-0 | | | | | | | | | | |

2019-20 GAME-BY-GAME COMPARISON

| Date | Opponent | Score | Goals | Shots | | Penalties | | Power Plays | |
|--------|---------------------|-------|---------|---------|-----------|-----------|---------|-------------|--------|
| | | | | Assists | Shots | Pen-Min | Pen-Min | G-Ch | G-Ch |
| Oct 11 | AIR FORCE | 4-3 | 4 / 3 | 7 / 6 | 29 / 36 | 3-6 | / 4-8 | 0-4 | / 0-3 |
| Oct 13 | AIR FORCE | 6-1 | 6 / 1 | 10 / 2 | 32 / 23 | 3-6 | / 4-8 | 2-3 | / 0-2 |
| Oct 25 | LAKE SUPERIOR STATE | 5-2 | 5 / 2 | 10 / 3 | 32 / 26 | 1-2 | / 2-4 | 1-2 | / 0-1 |
| Oct 26 | LAKE SUPERIOR STATE | 6-4 | 6 / 4 | 12 / 7 | 30 / 33 | 5-10 | / 6-12 | 2-6 | / 1-5 |
| Totals | | 21-10 | 21 / 10 | 39 / 18 | 123 / 118 | 12-24 | / 16-32 | 5-15 | / 1-11 |

Note: Game totals are displayed in the format TEAM/OPPONENT for each category

#1 Dylan St. Cyr

Saves

-- 46 (vs. Denver 10/13/17)

Goals Against

5 (2x - vs. Omaha 10/26/17)

Shutouts (2)

-- vs. Alabama Huntsville 10/7/17 (W, 4-0; 34 saves)

-- vs. RPI 12/1/18 (W, 3-0; 33 saves)

#2 Nate Clurman

Goals: n/a

Assists: 1 (5x - vs. Lake Superior 10/26/19)

Points: 1 (5x - vs. Lake Superior 10/26/19)

Multi-Point Games: n/a

Point Streak: n/a

Most Recent Goal: n/a

#3 Ryan Carmichael

Goals: n/a

Assists: n/a

Points: n/a

Multi-Point Games: n/a

Point Streak: n/a

Most Recent Goal: n/a

#4 Nick Leiverman

Goals: 1 (vs. Minnesota 1/11/19)

Assists: 1 (3x - vs. Lake Superior 10/25/19)

Points: 1 (4x - vs. Lake Superior 10/25/19)

Multi-Point Games: n/a

Point Streak: 2 games (Oct. 13 - pres.; 0-2-2)

Most Recent Goal: vs. Minnesota 1/11/19

#5 Matt Hellickson

Goals: 1 (9x - vs. Lake Superior 10/25/19)

Assists: 2 (3x - vs. Michigan 2/12/19)

Points: 3 (at Penn State 12/7/18)

Multi-Point Games: 3

Point Streak: 3 games (Oct. 13 - pres.)

Most Recent Goal: vs. Lake Superior 10/25/19

#6 Tory Dello

Goals: 1 (4x - vs. Michigan State 1/25/19)

Assists: 2 (4x - Air Force 10/13/19)

Points: 2 (4x - Air Force 10/13/19)

Multi-Point Games: 4

Point Streak: 4 games (Feb. 12-23; 0-5-5)

Most Recent Goal: vs. Michigan State 1/25/19

#8 Matt Steeves

Goals: 1 (4x - vs. Penn State 3/1/19)

Assists: 1 (3x - vs. Penn State 3/2/19)

Points: 1 (7x - vs. Penn State 3/2/19)

Multi-Point Games: N/A

Point Streak: 2 games (March 1-2; 0-2-2)

Most Recent Goal: vs. Penn State 3/1/19

#10 Cam Burke

Goals: 1 (4x - vs. Penn State 3/2/19))

Assists: 1 (at Wisconsin 1/18/19)

Points: 1 (5x - vs. Penn State 3/2/19))

Multi-Point Games: n/a

Point Streak: n/a

Most Recent Goal: vs. Penn State 3/2/19

#11 Cal Burke

Goals: 3 (at Wisconsin 12/9/17 & vs. Mercyhurst 10/12/18)

Assists: 3 (2x - vs. Lake Superior 10/25/19)

Points: 5 (at Omaha 10/20/18)

Multi-Point Games: 15

Point Streak: 7 games (Nov. 17, 2018 - Dec. 31, 2018)

Most Recent Goal: vs. Lake Superior 10/26/19

#13 Colin Theisen

Goals: 2 (3x - vs. Air Force 10/13/19)

Assists: 2 (3x - vs. Lake Superior 10/26/19)

Points: 3 (Air Force 10/13/19)

Multi-Point Games: 7

Point Streak: 5 games (Oct. 19- Nov. 3, 2017; 3-4-7)

Most Recent Goal: vs. Air Force 10/13/19 (2 goals)

#14 Jesse Lansdell

Goals: n/a

Assists: n/a

Points: n/a

Multi-Point Games: n/a

Point Streak: n/a

Most Recent Goal: n/a

#15 Michael Graham

Goals: 2 (4x - vs. Wisconsin 2/16/18)

Assists: 2 (2x - vs. Air Force 10/11/19)

Points: 4 (vs. Michigan State 1/25/19)

Multi-Point Games: 6

Point Streak: 3 games (Jan. 18-25, 2019; 6-3-9)

Most Recent Goal: vs. Minnesota 3/16/19

#16 Alex Steeves

Goals: 2 (2x - vs. RPI 11/30/18)

Assists: 1 (5x - vs. Lake Superior 10/26/19)

Points: 3 (Michigan 11/10/18)

Multi-Point Games: 3

Point Streak: 2 (three times)

Most Recent Goal: vs. Air Force 10/11/19

#17 Pierce Crawford

Goals: 1 (2x - vs. Michigan State 3/9/19)

Assists: 1 (3x - vs. Penn State 3/2/19)

Points: 1 (5x - vs. Michigan State 3/9/19)

Multi-Point Games: n/a

Point Streak: 2 games (March 1-2; 0-2-2)

Most Recent Goal: vs. Michigan State 3/9/19

#18 Graham Slaggert

Goals: 1 (4x - vs. Lake Superior 10/25/19)

Assists: 1 (7x - vs. Air Force 10/13/19)

Points: 1 (11x - vs. Lake Superior 10/25/19)

Multi-Point Games: n/a

Point Streak: 2 games (Oct. 13 - pres.; 1-1-2)

Most Recent Goal: vs. Michigan State 3/9/19

#19 Mike O'Leary

Goals: 2 (3x - vs. Lake Superior 10/26/19)

Assists: 4 (vs. Michigan State 1/25/19)

Points: 4 (2x - vs. Michigan State 1/25/19)

Multi-Point Games: 9

Point Streak: 4 games (Oct. 11 - pres.)

Most Recent Goal: vs. Lake Superior 10/26/19

#20 Jake Pivonka

Goals: 1 (4x - vs. Lake Superior 10/26/19)

Assists: 2 (at Michigan 11/10/18)

Points: 2 (2x - vs. Lake Superior 10/26/19)

Multi-Point Games: 2

Point Streak: 3 games (Oct. 13 - pres.)

Most Recent Goal: vs. Lake Superior 10/26/19

#21 Max Ellis

Goals: n/a

Assists: n/a

Points: n/a

Multi-Point Games: n/a

Point Streak: n/a

Most Recent Goal: n/a

#22 Jack MacNab

Goals: n/a

Assists: n/a

Points: n/a

Multi-Point Games: n/a

Point Streak: n/a

Most Recent Goal: n/a

#24 Spencer Stastney

Goals: 1 (2x - vs. Lake Superior 10/26/19)

Assists: 2 (vs. Lake Superior 10/26/19)

Points: 3 (vs. Lake Superior 10/26/19)

Multi-Point Games: 1

Point Streak: N/A

Most Recent Goal: vs. Lake Superior 10/26/19

#25 Solag Bakich

Goals: n/a

Assists: n/a

Points: n/a

Multi-Point Games: n/a

Point Streak: n/a

Most Recent Goal: n/a

#26 Cam Morrison

Goals: 2 (2x - vs. Michigan State 2/23/18)
Assists: 3 (vs. Minnesota 11/25/17)
Points: 3 (2 x - at Omaha 10/19/18)
Multi-Point Games: 13
Point Streak: 5 games (Nov. 27, 2018 - Dec. 8, 2018)
Most Recent Goal: vs. Air Force 10/13/19

#27 Trevor Janicke

Goals: 1 (vs. Lake Superior 10/26/19)
Assists: 1 (vs. Lake Superior 10/26/19)
Points: 2 (vs. Lake Superior 10/26/19)
Multi-Point Games: 1
Point Streak: n/a
Most Recent Goal: vs. Lake Superior 10/26/19

#28 Christian DiCesare

Goals: n/a
Assists: n/a
Points: n/a
Multi-Point Games: n/a
Point Streak: n/a
Most Recent Goal: n/a

#29 Charlie Raith

Goals: n/a
Assists: n/a
Points: n/a
Multi-Point Games: n/a
Point Streak: n/a
Most Recent Goal: n/a

#30 Ryan Bischel

Saves
-- 33 (vs. Air Force 10/11/19)
Goals Against
3 (vs. Air Force 10/11/19)
Shutouts (0)

#32 Cale Morris

Saves
-- 55 (at Penn State 2/3/18)
-- 49 (vs. Michigan State 1/25/19)
-- 48 (at Penn State 2/2/18)
-- 46 (vs. Penn State 3/23/19)
-- 44 (vs. Minnesota 11/24/17)
-- 44 (at Penn State 12/7/18)

Goals Against

6 (vs. Mercyhurst 10/12/18)

Shutouts (8)

-- vs. Penn State 11/11/17 (W, 1-0; 33 saves)
-- at RPI 11/18/17 (W, 1-0; 25 saves)
-- vs. Minnesota 11/24/17 (W, 1-0; 44 saves)
-- at Michigan State 12/2/17 (W, 2-0; 23 saves)
-- vs. Providence 10/13/18 (W, 3-0; 22 saves)
-- vs. Boston College 12/31/18 (W, 4-0; 20 saves)
-- vs. Michigan State 3/8/19 (W, 1-0; 27 saves -- B1G QFinals)
-- vs. Michigan State 3/9/19 (W, 2-0; 28 saves -- B1G QFinals)

Assists (2)

-- at RPI 11/17/17 (W, 4-1)
-- vs. RPI 11/30/18 (W, 5-1)

#33 Nick Sanford

Saves: n/a
Goals Against: n/a
Shutouts: n/a
Points: n/a



1

DYLAN ST. CYR

Jr., Goaltender
Northville, MI



2

NATE CLURMAN

So., Defenseman
Boulder, CO



3

RYAN CARMICHAEL

Fr., Defenseman
Greenwich, CT



4

NICK LEIVERMANN

So., Defenseman
Eden Prairie, MN



5

MATT HELLICKSON


Jr., Defenseman
Rogers, MN



6

TORY DELLO

Sr., Defenseman
Crystal Lake, IL



8

MATT STEEVES

Jr., Forward
Eden Prairie, MN



10

CAM BURKE

So., Forward
Boxborough, MA



11

CAL BURKE


Sr., Forward
Boxborough, MA



13

COLIN THEISEN

Jr., Forward
Monroe, MI



14

JESSE LANSDELL


Fr., Forward
Surrey, British Columbia



15

MICHAEL GRAHAM

So., Forward
Eden Prairie, MN



16

ALEX STEEVES

So., Forward
Eden Prairie, MN



17

PIERCE CRAWFORD

Jr., Forward
Park Ridge, IL



18

GRAHAM SLAGGERT

So., Forward
South Bend, IN



19

MIKE O'LEARY

Sr., Forward
Halifax, Nova Scotia



20

JAKE PIVONKA

So., Forward
Naperville, IL



21

MAX ELLIS

Fr., Forward
Canton, MI



22

JACK MACNAB

Fr., Forward
Indianapolis, IN



24

SPENCER STASTNEY

So., Defenseman
Mequon, WI



SOLAG BAKICH
Fr., Forward
Dallas, TX



CAM MORRISON
Sr., Forward
Aurora, Ontario



TREVOR JANICKE
Fr., Forward
Maple Grove, MN



CHRISTIAN DICESARE
Fr., Defenseman
Morristown, NJ



CHARLIE RAITH
So., Defenseman
Winnetka, IL



RYAN BISCHEL
Fr., Goaltender
Medina, MN



CALE MORRIS
Sr., Goaltender
Larkspur, CO



NICK SANFORD
Jr., Goaltender
Morristown, NJ



JEFF JACKSON
Head Coach



PAUL POOLEY
Associate Head Coach



ANDY SLAGGERT
Associate Head Coach



NICK SIERGIEJ
Coordinator of
Hockey Operations



RON GROVE
Equipment Specialist



KEVIN RICKS
Athletic Trainer




TONY ROLINSKI
Strength and
Conditioning Coach



KYLE LAWSON
Volunteer
Assistant Coach



JACK CEGLARSKI
Hockey Operation Intern



**REV. JOHN CONLEY,
C.S.C.**
Team Chaplain