



NOTRE DAME

FOOTBALL

IRISH VS. WOLVERINES - BY THE NUMBERS

2	QB Ian Book is the first Notre Dame QB to start and win consecutive matchups vs. Southern Cal since Rick Mirer (played 1989-92).
3	Brian Kelly is the first Irish coach to post three or more shutouts in his Notre Dame career since Lou Holtz. Prior to the shutout of Bowling Green, the last Irish shutout took place in 2014 vs. Michigan (31-0), and Kelly's first shutout as the Notre Dame head coach came vs. Wake Forest in 2012 (38-0).*
4	Brady Quinn, Tommy Rees, Jimmy Clausen, Ron Powlus and Ian Book are the only quarterbacks in Notre Dame history to record four or more touchdown passes in three games in their career. Book joined the group after recording five passing touchdowns vs. Bowling Green.
4	QB Ian Book threw just four incomplete passes vs. Bowling Green, a total which was one fewer than his passing touchdowns total. Phil Jurkovec completed five of seven passes and added a touchdown, which put the Irish at equal amounts of touchdowns thrown to incomplete passes.
7	Brian Kelly has now totaled seven wins over rival Southern Cal. Only two Irish coaches have totaled more wins vs. Southern Cal than Kelly: Lou Holtz (nine) and Frank Leahy (eight).
10	Brian Kelly is in his 10th season as the head coach at the University of Notre Dame. He is the fifth Irish coach to spend a decade or more at the school (Knute Rockne, 13; Frank Leahy, Ara Parseghian, Lou Holtz 11).
15	Notre Dame has won 15 consecutive games at Notre Dame Stadium, including a 6-0 clean slate last season. It is the third-longest winning streak at home for the Irish since Notre Dame Stadium opened in 1930.
21	TE Cole Kmet has totaled 21 receptions over the last four games, which tied for the most among FBS tight ends during that timespan. Kmet missed the first two games of the season with a collarbone injury.
22	Notre Dame remains perfect in redzone-scoring percentage, converting on 22-of-22 visits inside the 20. Nineteen of those scores were touchdowns (11 rushing, eight passing). Just two other teams boast perfection in the redzone (Iowa and LSU), and, of those teams, only LSU (31) has totaled more redzone touchdowns than the Irish.
25.8	Notre Dame's defense led the FBS after Week 7 in opponent passing completions per touchdown, holding squads to 25.8 completions per touchdown.
30	Notre Dame has held its opponents to 30 points or less in 20 consecutive games, the longest streak in FBS after Washington surrendered 35 points to Oregon last week. The streak spans defensive coordinator Clark Lea 's entire tenure with the Irish.
176	RB Tony Jones Jr. rushed for a career-high 176 yards vs. Southern Cal. It marked just the 12th time this season that an FBS player rushed for at least 175 yards a Power 5 opponent this season (it has happened 20 times entering week nine).
271	The Notre Dame Stadium sell-out streak stands at 271 consecutive games, the second-longest in NCAA history.
352^	Games coached by Brian Kelly in his career, second among active coaches in the NCAA to Mack Brown (North Carolina).
1,242	Notre Dame running backs have gone 1,242 carries without losing a fumble – dating back to Nov. 21, 2015. It is the longest active streak in the FBS, with Northwestern's 1,199-carry streak the next closest.

THE SERIES

18^-24-1	Saturday is the 44th meeting between the Notre Dame Fighting Irish and the Michigan Wolverines.
Full series history can be found on page 5.	

GAME 7 - MICHIGAN

Date: Saturday, October 26, 2019
Time: 7:30 p.m. ET
Site: Michigan Stadium
• Ann Arbor, MI
• Capacity 107,601 (FieldTurf)

TV: ABC (national)
• Chris Fowler (play-by-play)
• Kirk Herbstreit (analysis)
• Maria Taylor (sideline)

Radio: Notre Dame Radio Network
• SiriusXM (Channel 129)
• 96.1 FM, 101.5 FM & 960 AM

Tickets: Notre Dame Ticket Exchange
powered by VividSeats.com

THE COACHES

	Head Coach	At School	Overall	vs. Opponent
ND	Brian Kelly	86-36 (10th year)^	257-93-2 (29th year)^	3-3^
UM	Jim Harbaugh	43-16 (5th year)	101-43 (12th year)	2-3

* -Includes 20 regular-season wins and two postseason appearances vacated under discretionary NCAA penalty

2019 SCHEDULE (5-1)

Date	ND Rk	Opp Rk	Opponent	Location	Network	Time/Score
Sep. 2	9/9		at Louisville	Louisville, KY	ESPN	W, 35-17
Sep. 14	7/7		New Mexico	Notre Dame, IN	NBC	W, 66-14
Sep. 21	7/7	3/3	at Georgia	Athens, GA	CBS	L, 17-23
Sep. 28	10/10	18/18	Virginia	Notre Dame, IN	NBC	W, 35-20
Oct. 5	9/10		Bowling Green	Notre Dame, IN	NBC	W, 52-0
Oct. 12	9/10	rv/—	Southern Cal	Notre Dame, IN	NBC	W, 30-27
Oct. 26	8/7	20/19	at Michigan	Ann Arbor, MI	ABC	7:30 p.m.
Nov. 2			Virginia Tech	Notre Dame, IN	NBC	2:30 p.m.
Nov. 9			at Duke	Durham, NC	ACC Net	TBA
Nov. 18		rv/rv	Navy	Notre Dame, IN	NBC	2:30 p.m.
Nov. 23			Boston College	Notre Dame, IN	NBC	2:30 p.m.
Nov. 30			at Stanford	Palo Alto, CA	TBA	TBA

Rankings: CFP/AP/Coaches (current for upcoming opponents, at time of game for past opponents) | All times Eastern

THE TRADITION

7	Heisman Trophy Winners – Angelo Bertelli (1943), John Lujack (1947), Leon Hart (1948), John Lattner (1953), Paul Hornung (1956), John Huarte (1964), Tim Brown (1987)
11	Consensus National Championships – 1924, 1929, 1930, 1943, 1946, 1947, 1949, 1966, 1973, 1977, 1988
13	NFL Hall of Famers – the most of any college football program
21	Different seasons Notre Dame has been selected as the National Champion by at least one poll listed in the NCAA official record book
22	Different undefeated regular seasons
52	College Football Hall of Famers – Raghib Ismail (1988-90) is a 2019 inductee
102	Consensus All-Americans – most recent Julian Love (2018)
923^	All-time wins – second in college football history.
.731^	All-time winning percentage – the best in college football history.

LAST TIME: MICHIGAN

- September 1, 2018 – In the first game of the 2018 season, Notre Dame hosted Michigan at home, the first meeting of the teams since 2014. The Irish were victorious, topping the Wolverines 24-17.
- In his first collegiate game, RB Jafar Armstrong rushed for a pair of touchdowns and QB Brandon Wimbush threw for 170 yards, completing a touchdown pass to WR Chris Finke. LB Te'von Coney led the defense with 10 tackles, recovering a DT Jerry Tillery-forced fumble to seal the game for the Irish.
- The first victory led to an undefeated season, as the Irish punched their ticket to the College Football playoff as a No. 3 seed and played No. 2 Clemson in the Cotton Bowl.
- A full history of the Notre Dame – Michigan series can be found on page five.

ALL-AROUND EXCELLENCE

- The University of Notre Dame was recently ranked 15th in the U.S. News and World Report rankings for Top Colleges.
- Of all teams that have made a College Football Playoff appearance, Notre Dame is the only school in the top 25 of those rankings. The university closest to Notre Dame in the rankings that has also made a CFP appearance is Georgia, which comes in at a tie for 50th.

FOOTBALL STAFF GAME DAY LOCATIONS

Coch	Title	Location
Brian Kelly	Head Coach	Sideline
Clark Lea	Def. Coordinator/Linebackers	Press Box
Chip Long	Off. Coordinator/Tight Ends	Sideline
Mike Elston	Defensive Line	Sideline
Lance Taylor	Running Backs	Sideline
Jeff Quinn	Offensive Line	Sideline
Todd Lyght	Defensive Backs	Sideline
Terry Joseph	Def. Pass Game Coordinator	Sideline
Brian Polian	Special Teams Coordinator	Sideline
Del Alexander	Wide Receivers	Sideline
Tom Rees	Quarterbacks	Press Box

BRIAN KELLY WEEKLY AVAILABILITY

Monday	Game preview press conference	Noon ET Isban Auditorium Video/Transcript available on und.com
Thursday	Brian Kelly Radio Show	7-8 p.m. ET Irish Athletic Center
Saturday	Post-game press conference	Video/Transcript available on und.com
Sunday	Recap of previous day's game	2:00 p.m. ET Teleconference

STUDENT-ATHLETE WEEKLY AVAILABILITY

Tuesday	Post Practice Interviews	Approximately 6:15 p.m. ET Isban Auditorium
Saturday	Post Game Interviews	Audio archive on und.com/pressbox

HOME FIELD WIN STREAK

- Notre Dame completed an undefeated season at Notre Dame Stadium in 2018 for the second time in four seasons (2015, 6-0) after finishing 6-0 following a 42-13 win over Florida State. From 1990-2011, only the 1998 campaign (6-0) saw a perfect Notre Dame home slate.
- Notre Dame has won 15 straight games at home dating back to Sept. 30, 2017, starting with a victory over Miami (Ohio). It is the third-longest home winning streak for the Irish since Notre Dame Stadium opened in 1930 (28 straight from 1942-50; 19 straight from 1987-90).

SEVEN CAPTAINS IN 2019


- Quarterback Ian Book, safety Jalen Elliott, wide receiver Chris Finke, safety Alohi Gilman, offensive lineman Robert Hainsey, defensive lineman Khalid Kareem and defensive lineman Julian Okwara will serve as team captains for Notre Dame in 2019.
- The seven total captains matches a program-high from the 2017 season (DeShone Kizer was part of that group but eventually declared for the NFL Draft, leaving the Irish with six captains for the actual football season).

ISBAN AUDITORIUM

The Isban Auditorium is located in the Guglielmino Athletics Complex, northeast of the Joyce Center and directly north of the Irish Athletics Center (the new indoor football facility). Access to the auditorium is through the main entrance on the west side of 'The Gug.' Parking is available south of the Joyce Center.

FOOTBALL ATHLETIC COMMUNICATIONS STAFF

Interim Director of Football Communications Primary Football	Michael Scholl	mscholl@nd.edu o - 574-631-4780 c - 574-876-6248
Assistant Athletic Director Strategic Communications Secondary Football	Aaron Horvath	ahorvat3@nd.edu o - 574-631-8978 c - 574-340-3106
Senior Associate Athletic Director, Media and Brand	Rob Kelly	rkelly1@nd.edu o - 574-631-0979 c - 574-514-6100
Assistant Athletics Communications Director	Claire Kramer	ckramer@nd.edu c - 913-952-6454



Michael Scholl



Aaron Horvath



Rob Kelly



Claire Kramer

ADDITIONAL INFORMATION

Additional information and resources, including the 2019 Media Guide, statistics, transcripts, headshots, rosters, videos, audio files and more, can be found at und.com/pressbox.

ND ALPHABETICAL ROSTER

GAME 7 – MICHIGAN WOLVERINES | 3

No.	Name	Pos.	Ht.	Wt.	Cl.	Elg.	Hometown/High School	No.	Name	Pos.	Ht.	Wt.	Cl.	Elg.	Hometown/High School
22	Kendall Abdur-Rahman	WR	5-11 ½	189	Fr.	4	Edwardsville, IL/Edwardsville	24	Jack Kiser	LB	6-1 ¾	221	Fr.	4	Royal Center, IN/Pioneer
57	Jayson Ademilola	* DL	6-3	279	So.	3	Jackson, NJ/St. Peter's Prep	84	Cole Kmet	** TE	6-5 ½	250	Jr.	2	Lake Barrington, IL/St. Viator
19	Justin Ademilola	DL	6-1 ¾	250	So.	4	Jackson, NJ/St. Peter's Prep	78	Tommy Kraemer	** OL	6-5 ½	319	Sr.	2	Cincinnati, OH/Elder
26	Temitope Agoro	* CB	6-0 ¾	203	Sr.	1	Riverdale, MD/Parkdale	73	Andrew Kristofic	OL	6-5 ½	280	Fr.	4	Gibsonia, PA/Pine-Richland
23	Litchfield Ajavon	DB	6-0 ½	192	Fr.	4	Baltimore, MD/Episcopal	54	Jacob Lacey	DL	6-1 ¾	293	Fr.	4	Bowling Green, KY/South Warren
26	Leo Albano	WR	6-1	215	So.	4	Charleston, SC/Bishop England	81	John Lager	TE	6-4 ½	249	Gr.	1	Golden Valley, MN/The Lawrenceville School
8	Jafar Armstrong	* RB	6-0 ¾	220	Jr.	3	Lee's Summit, MO/Bishop Miege	31	Jack Lamb	LB	6-3 ¾	233	So.	4	Temecula, CA/Great Oak
32	Mick Assaf	RB	5-11	215	Sr.	1	Atlanta, GA/Pace Academy	25	Braden Lenzy	WR	5-11 ¾	180	So.	4	Tigard, OR/Tigard Senior
4	Kevin Austin Jr.	* WR	6-2	210	So.	3	Ft. Lauderdale, FL/North Broward Prep	98	Harrison Leonard	K/P	5-10 ¾	203	Fr.	4	Jamestown, RI/Avon Old Farms School
69	Aaron Banks	* OL	6-5 ¾	325	Jr.	3	Alameda, CA/EI Cerrito	48	Xavier Lezynski	TE	6-1 ¾	213	Jr.	2	Newtown, PA/Notre Dame (NJ)
52	Bo Bauer	* LB	6-2 ¾	230	So.	3	Harborcreek, PA/Cathedral Prep	35	Marist Liufau	LB	6-2 ½	213	Fr.	4	Kalihi, HI/Punahou
27	JD Bertrand	LB	6-1	226	Fr.	4	Roswell, GA/Blessed Trinity	37	Chase Love	DB	6-0 ½	195	So.	3	Chicago Heights, IL/Marian Catholic
22	Asmar Bilal	*** LB	6-2	227	Gr.	1	Indianapolis, IN/Ben Davis	75	Josh Lugg	* OL	6-6 ¾	307	Jr.	3	Wexford, PA/North Allegheny Senior
12	Ian Book C	** QB	6-0 ½	212	Sr.	2	El Dorado Hills, CA/Oak Ridge	60	Cole Mabry	OL	6-5	286	So.	4	Brentwood, TN/Brentwood
19	Jay Bramblett	P	6-1 ½	188	Fr.	4	Tuscaloosa, AL/Hillcrest	25	John Mahoney	DB	6-0	208	Jr.	2	West Des Moines, IA/Valley
28	TaRiq Bracy	* CB	5-10 ½	170	So.	3	Milpitas, CA/Milpitas	43	Greg Mailey	WR	6-1	203	So.	4	Hudson, OH/Hudson
12	DJ Brown	DB	6-0 ¾	198	So.	4	Annapolis, MD/St. John's College	88	Javon McKinley	WR	6-2	220	Sr.	1	Corona, CA/Centennial
31	Cole Capen	QB	6-4 ½	227	So.	4	Yorba Linda, CA/Orange Lutheran	13	Paul Moala	* LB	5-11 ½	216	So.	3	Mishawaka, IN/Penn
14	J.D. Carney	QB	5-10	181	Jr.	2	San Diego, CA/Cathedral Catholic	53	Quinn Murphy	OL	6-5 ½	289	Fr.	4	Duxbury, MA/Duxbury
77	Quinn Carroll	OL	6-6 ¾	304	Fr.	4	Edina, MN/Edina	29	Ovie Oghoufo	DL	6-3	230	So.	4	Lathrup Village, MI/Harrison
7	Brendon Clark	QB	6-1 ½	217	Fr.	4	Midlothian, VA/Manchester	91	Adetokunbo Ogundeji	* DL	6-4 ¾	253	Sr.	2	West Bloomfield, MI/Walled Lake Central
83	Chase Claypool	*** WR	6-4 ¾	229	Sr.	1	Abbotsford, BC/Abbotsford	42	Julian Okwara C	** DL	6-4 ½	248	Sr.	1	Charlotte, NC/Ardrey-Kell
52	Zeke Correll	OL	6-3	270	Fr.	4	Cincinnati, OH/Anderson	71	John Olmstead	OL	6-4 ½	280	Fr.	4	North Brunswick, NJ/St. Joseph
20	Shaun Crawford	CB	5-9 ½	180	Gr.	1	Lakewood, OH/St. Edward	18	Nana Osafo-Mensah	DL	6-3 ½	241	Fr.	4	Fort Worth, TX/Nolan Catholic
56	Howard Cross III	DL	6-0 ¾	269	Fr.	4	Paramus, NJ/Saint Joseph Regional	6	Jeremiah Owusu-Koramoah	LB	6-1 ½	216	Jr.	3	Hampton, VA/Bethel
4	Avery Davis	* RB	5-11	202	Jr.	3	Cedar Hill, TX/Cedar Hill	55	Jarrett Patterson	OL	6-4 ½	300	So.	4	Laguna Hills, CA/Mission Viejo
56	John Dirksen	OL	6-5 ¾	309	So.	4	Maria Stein, OH/Marion Local	32	Patrick Pellini	S	6-1	191	Jr.	2	Youngstown, OH/Cardinal Mooney
39	Jonathan Doerer	** K/P	6-3	203	Jr.	2	Charlotte, NC/South Mecklenburg	62	Logan Plantz	* OL	6-2 ¾	292	Gr.	1	Frankfort, IL/Providence Catholic
74	Liam Eichenberg	** OL	6-6 ¾	305	Sr.	2	Cleveland, OH/Saint Ignatius	5	Troy Pride Jr.	*** CB	5-11 ½	194	Sr.	1	Greer, SC/Greer Senior
16	Cameron Ekanayake	RB	6-0	195	Jr.	2	Niles, MI/Edwardsburg	46	Axel Raarup	LS	6-0 ½	192	So.	3	Mendota Heights, MN/St. Thomas Academy
34	Osita Ekwonu	LB	6-0 ¾	230	Fr.	4	Charlotte, NC/Providence Day School	86	Conor Ratigan	WR	5-11 ½	172	Fr.	4	Granger, IN/St. Joseph
21	Jalen Elliott C	*** S	6-0 ½	210	Sr.	1	Richmond, VA/Lloyd C. Bird	30	Jake Rittman	P	6-2 ¼	210	So.	4	Lawrence, KS/Free State
10	Chris Finke C	*** WR	5-9 ½	184	Gr.	1	Dayton, OH/Archbishop Alter	17	Isaiah Robertson	WR	6-1 ½	204	Jr.	2	Bolingbrook, IL/Neuqua Valley
20	C'Bo Flemister	RB	5-11 ¼	200	So.	4	Williamson, GA/Pike County	57	Trevor Ruhland	** OL	6-3 ¾	292	Gr.	1	Cary, IL/Cary-Grove Community
94	Isaiah Foskey	DL	6-4 ¾	250	Fr.	4	Antioch, CA/De La Salle	15	Isaiah Rutherford	DB	6-0 ½	188	Fr.	4	Sacramento, CA/Jesuit
55	Ja'Mion Franklin	DL	6-1 ¾	305	So.	4	Ridgely, MD/North Caroline	29	Matt Salerno	WR	6-0 ¾	192	So.	4	Valencia, CA/Crespi Carmelite
39	Brandon Garcia	CB/WR	5-8 ¾	197	Sr.	1	Casa Grande, AZ/Seton Catholic Prep	38	Christopher Schilling	S	5-11 ½	208	Sr.	1	Overland Park, KS/St. Thomas Aquinas
2	Jordan Genmark Heath	** LB	6-0 ¾	228	Jr.	2	San Diego, CA/Cathedral Catholic	54	John Shannon	LS	6-2	225	Sr.	2	Lake Forest, IL/Loyola Academy
76	Dillan Gibbons	OL	6-4	305	Jr.	3	Clearwater, FL/Clearwater Central Catholic	27	Arion Shinaver	WR	6-0 ¾	190	Sr.	1	Carmel, IN/Guerin Catholic
11	Alohi Gilman C	* S	5-10 ½	202	Sr.	2	Laie, HI/Kahuku	64	Max Siegel	OL	6-1 ¾	305	So.	4	Fishers, IN/Brebeuf Jesuit
50	Reed Gregory	LB	6-0	218	Jr.	2	Morristown, NJ/Delbarton	33	Shayne Simon	* LB	6-2 ¾	232	So.	3	West Orange, NJ/St. Peter's Prep
3	Houston Griffith	* CB	5-11 ¾	198	So.	3	Chicago, IL/IMG Academy (FL)	34	Jahmir Smith	RB	5-11	205	So.	4	Sanford, NC/Lee County
61	Colin Grunhard	C	6-0 ½	289	Jr.	2	Mission, KS/Bishop Miege	90	Hunter Spears	DL	6-3 ¾	303	Fr.	4	Garland, TX/Sachse
72	Robert Hainsey C	** OL	6-4 ¾	295	Jr.	2	Pittsburgh, PA/IMG Academy (FL)	95	Myron Tagovailoa-Amosa	DL	6-2 ½	285	Jr.	2	Ewa Beach, HI/Kapole
14	Kyle Hamilton	DB	6-4	210	Fr.	4	Atlanta, GA/Marist School	85	George Takacs	TE	6-6	247	So.	4	Naples, FL/Gulf Coast
9	Cam Hart	WR	6-2 ½	208	Fr.	4	Baltimore, MD/Good Counsel	43	Marcus Thorne	DB	6-0 ¾	202	So.	4	Washington, IN/Washington
9	Daelin Hayes	*** DL	6-3 ¾	266	Sr.	1	Belleville, MI/Skyline	24	Tommy Tremble	TE	6-3 ¼	235	So.	4	Johns Creek, GA/Wesleyan
93	Zane Heemsoth	DL	6-5	241	Fr.	4	Elmhurst, IL/York	8	Donte Vaughn	* CB	6-2 ¾	212	Sr.	1	Memphis, TN/Whitethaven
49	Jack Henige	TE	6-5	240	Jr.	2	Hinsdale, IL/Fenwick	65	Michael Vinson	LS	6-2	224	So.	4	Winnetka, IL/New Trier
17	Nolan Henry	* QB	6-0	193	Gr.	1	Vancouver, WA/Union	16	KJ Wallace	DB	5-10 ¼	191	Fr.	4	Atlanta, GA/The Lovett School
41	Kurt Hinish	** DL	6-1 ¾	295	Jr.	2	Pittsburgh, PA/Central Catholic	47	Kofi Wardlow	DL	6-2 ¼	244	Jr.	3	Washington, DC/St. John's College
44	Jamir Jones	** DL	6-3 ¾	255	Sr.	1	Rochester, NY/Aquinas Institute	18	Joe Wilkins	WR	6-1 ½	194	So.	4	North Fort Myers, FL/North Fort Myers
45	Jonathan Jones	** LB	5-11 ½	225	Sr.	2	Ocoee, FL/Oak Ridge	23	Kyren Williams	RB	5-9	205	Fr.	4	Saint Louis, MO/St. John Vianney
80	Micah Jones	WR	6-4 ½	219	So.	4	Gurnee, IL/Warren	40	Drew White	* LB	6-0 ¼	230	Jr.	3	Boca Raton, FL/St. Thomas Aquinas
6	Tony Jones Jr.	** RB	5-11	224	Sr.	2	St. Petersburg, FL/IMG Academy	89	Brock Wright	** TE	6-4 ½	246	Jr.	2	Cypress, TX/Cy-Fair
15	Phil Jurkovec	QB	6-4 ½	227	So.	4	Pittsburgh, PA/Pine-Richland	87	Michael Young	** WR	5-10	190	Jr.	2	Saint Rose, LA/Destrehan
53	Khalid Kareem C	** DL	6-4	265	Sr.	1	Detroit, MI/Harrison	Note: Class years are academic enrollment; Eligibility is seasons remaining entering 2019 * Number of Monograms earned							
13	Lawrence Keys III	WR	5-10 ¾	173	So.	4	New Orleans, LA/McDonogh 35								

Kendall Abdur-Rahman	ab-DUR RAH-men	Liam Eichenberg	ike-EN-burg	Phil Jurkovec	jur-KO-vik	Julian Okwara	oak-WARA
Jayson Ademilola	add-ah-ME-oh-la	Cameron Ekanayake	eck-uh-NY-uh-kuh	Khalid Kareem	KAH-lid	Nana Osafo-Mensah	nah-nah oh-SAH-fō MEN-suh
Justin Ademilola	add-ah-ME-oh-la	Osita Ekwonu	oh-SEE-tuh e-KWAN-ooo	Cole Kmet	kuh-MET	Jeremiah Owusu-Koramoah	oh-WOO-sue COR-ah-MO-uh
Temitope Agoro	"temy" ah-GOR-oh	C'Bo Flemister	SEE-bo	Andrew Kristofic	kris-TAH-fik	Arion Shinaver	r-ee-on shin-AH-ver
Litchfield Ajavon	adge-AH-von	Ja'Mion Franklin	jay-ME-on	Marist Liufau	lee-UH-fow	George Takacs	tak-ISS
Mick Assaf	A-saff	Jordan Genmark Heath	JEN-mark	Javon McKinley	ja-VON	Myron Tagovailoa-Amosa	tounge-uh-vai-LO-uah uh-MOE-suh
Asmar Bilal	az-MAR bill-LAWL	Alohi Gillman	uh-LOW-he	Paul Moala	moo-ALA	Donte Vaughn	don-TAY
TaRiq Bracy	brace-E	Daelin Hayes	DAY-lin	Ovie Oghoufo	uh-GO-fu	Kofi Wardlow	KO-fee
Jonathan Doerer	DOOR-er	Kurt Hinish	HI-nish	Adetokunbo Ogundeji	"ah-DAY" O-gun-day-gee		

No.	Name	Pos.	Ht.	Wt.	Cl.	Elg.	Hometown/High School	No.	Name	Pos.	Ht.	Wt.	Cl.	Elg.	Hometown/High School		
2	Jordan Genmark Heath	**	LB	6-0 ¾	228	Jr.	2	San Diego, CA/Cathedral Catholic	39	Jonathan Doerer	**	K/P	6-3	203	Jr.	2	Charlotte, NC/South Mecklenburg
3	Houston Griffith	*	CB	5-11 ¾	198	So.	3	Chicago, IL/IMG Academy (FL)	39	Brandon Garcia		CB/WR	5-8 ¼	197	Sr.	1	Casa Grande, AZ/Seton Catholic Prep
4	Kevin Austin Jr.	*	WR	6-2	210	So.	3	Ft. Lauderdale, FL/North Broward Prep	40	Drew White	*	LB	6-0 ¾	230	Jr.	3	Boca Raton, FL/St. Thomas Aquinas
4	Avery Davis	*	RB	5-11	202	Jr.	3	Cedar Hill, TX/Cedar Hill	41	Kurt Hinish	**	DL	6-1 ¾	295	Jr.	2	Pittsburgh, PA/Central Catholic
5	Troy Pride Jr.	***	CB	5-11 ½	194	Sr.	1	Greer, SC/Greer Senior	42	Julian Okwara C	**	DL	6-4 ½	248	Sr.	1	Charlotte, NC/Ardrey-Kell
6	Tony Jones Jr.	**	RB	5-11	224	Sr.	2	St. Petersburg, FL/IMG Academy	43	Greg Mailey		WR	6-1	203	So.	4	Hudson, OH/Hudson
6	Jeremiah Owusu-Koramoah		LB	6-1 ½	216	Jr.	3	Hampton, VA/Bethel	43	Marcus Thorne		DB	6-0 ¾	202	So.	4	Washington, IN/Washington
7	Brendon Clark		QB	6-1 ¾	217	Fr.	4	Midlothian, VA/Manchester	44	Jamir Jones	**	DL	6-3 ¾	255	Sr.	1	Rochester, NY/Aquinas Institute
8	Jafar Armstrong	*	RB	6-0 ¾	220	Jr.	3	Lee's Summit, MO/Bishop Miege	45	Jonathan Jones	**	LB	5-11 ½	225	Sr.	2	Ocoee, FL/Oak Ridge
8	Donte Vaughn	*	CB	6-2 ¾	212	Sr.	1	Memphis, TN/Whitethaven	46	Axel Raarup		LS	6-0 ½	192	So.	3	Mendota Heights, MN/St. Thomas Academy
9	Cam Hart		WR	6-2 ½	208	Fr.	4	Baltimore, MD/Good Counsel	47	Kofi Wardlow		DL	6-2 ¼	244	Jr.	3	Washington, DC/St. John's College
9	Daelin Hayes	***	DL	6-3 ¾	266	Sr.	1	Belleville, MI/Skyline	48	Xavier Lezynski		TE	6-1 ¾	213	Jr.	2	Newtown, PA/Notre Dame (NJ)
10	Chris Finke C	***	WR	5-9 ½	184	Gr.	1	Dayton, OH/Archbishop Alter	49	Jack Henige		TE	6-5	240	Jr.	2	Hinsdale, IL/Fenwick
11	Alohi Gilman C	*	S	5-10 ½	202	Sr.	2	Laie, HI/Kahuku	50	Reed Gregory		LB	6-0	218	Jr.	2	Morristown, NJ/Delbarton
12	Ian Book C	**	QB	6-0 ¾	212	Sr.	2	El Dorado Hills, CA/Oak Ridge	52	Bo Bauer	*	LB	6-2 ¾	230	So.	3	Harborcreek, PA/Cathedral Prep
12	DJ Brown		DB	6-0 ¾	198	So.	4	Annapolis, MD/St. John's College	52	Zeke Correll		OL	6-3	270	Fr.	4	Cincinnati, OH/Anderson
13	Lawrence Keys III		WR	5-10 ¾	173	So.	4	New Orleans, LA/McDonogh 35	53	Khalid Kareem C	**	DL	6-4	265	Sr.	1	Detroit, MI/Harrison
13	Paul Moala	*	LB	5-11 ½	216	So.	3	Mishawaka, IN/Penn	53	Quinn Murphy		OL	6-5 ¼	289	Fr.	4	Duxbury, MA/Duxbury
14	J.D. Carney		QB	5-10	181	Jr.	2	San Diego, CA/Cathedral Catholic	54	Jacob Lacey		DL	6-1 ¾	293	Fr.	4	Bowling Green, KY/South Warren
14	Kyle Hamilton		DB	6-4	210	Fr.	4	Atlanta, GA/Marist School	54	John Shannon		LS	6-2	225	Sr.	2	Lake Forest, IL/Loyola Academy
15	Phil Jurkovec		QB	6-4 ½	227	So.	4	Pittsburgh, PA/Pine-Richland	55	Ja'Mion Franklin		DL	6-1 ¾	305	So.	4	Ridgely, MD/North Caroline
15	Isaiah Rutherford		DB	6-0 ½	188	Fr.	4	Sacramento, CA/Jesuit	55	Jarrett Patterson		OL	6-4 ½	300	So.	4	Laguna Hills, CA/Mission Viejo
16	Cameron Ekanayake		RB	6-0	195	Jr.	2	Niles, MI/Edwardsburg	56	Howard Cross III		DL	6-0 ¾	269	Fr.	4	Paramus, NJ/Saint Joseph Regional
16	KJ Wallace		DB	5-10 ¼	191	Fr.	4	Atlanta, GA/The Lovett School	56	John Dirksen		OL	6-5 ½	309	So.	4	Maria Stein, OH/Marion Local
17	Nolan Henry	*	QB	6-0	193	Gr.	1	Vancouver, WA/Union	57	Jayson Ademilola	*	DL	6-3	279	So.	3	Jackson, NJ/St. Peter's Prep
17	Isaiah Robertson		WR	6-1 ½	204	Jr.	2	Bolingbrook, IL/Neuqua Valley	57	Trevor Ruhland	**	OL	6-3 ¾	292	Gr.	1	Cary, IL/Cary-Grove Community
18	Nana Osafo-Mensah		DL	6-3 ¾	241	Fr.	4	Fort Worth, TX/Nolan Catholic	60	Cole Mabry		OL	6-5	286	So.	4	Brentwood, TN/Brentwood
18	Joe Wilkins		WR	6-1 ½	194	So.	4	North Fort Myers, FL/North Fort Myers	61	Colin Grunhard		C	6-0 ½	289	Jr.	2	Mission, KS/Bishop Miege
19	Justin Ademilola		DL	6-1 ¾	250	So.	4	Jackson, NJ/St. Peter's Prep	62	Logan Plantz	*	OL	6-2 ¾	292	Gr.	1	Frankfort, IL/Providence Catholic
19	Jay Bramblett		P	6-1 ½	188	Fr.	4	Tuscaloosa, AL/Hillcrest	64	Max Siegel		OL	6-1 ¾	305	So.	4	Fishers, IN/Brebeuf Jesuit
20	Shaun Crawford		CB	5-9 ¾	180	Gr.	1	Lakewood, OH/St. Edward	65	Michael Vinson		LS	6-2	224	So.	4	Winnetka, IL/New Trier
20	C'Bo Flemister		RB	5-11 ¼	200	So.	4	Williamson, GA/Pike County	69	Aaron Banks	*	OL	6-5 ¾	325	Jr.	3	Alameda, CA/El Cerrito
21	Jalen Elliott C	***	S	6-0 ½	210	Sr.	1	Richmond, VA/Lloyd C. Bird	71	John Olmstead		OL	6-4 ½	280	Fr.	4	North Brunswick, NJ/St. Joseph
22	Kendall Abdur-Rahman		WR	5-11 ½	189	Fr.	4	Edwardsville, IL/Edwardsville	72	Robert Hainsey C	**	OL	6-4 ¾	295	Jr.	2	Pittsburgh, PA/IMG Academy (FL)
22	Asmar Bilal	***	LB	6-2	227	Gr.	1	Indianapolis, IN/Ben Davis	73	Andrew Kristofic		OL	6-5 ¼	280	Fr.	4	Gibsonia, PA/Pine-Richland
23	Litchfield Ajavon		DB	6-0 ¾	192	Fr.	4	Baltimore, MD/Episcopal	74	Liam Eichenberg	**	OL	6-6 ½	305	Sr.	2	Cleveland, OH/Saint Ignatius
23	Kyren Williams		RB	5-9	205	Fr.	4	Saint Louis, MO/St. John Vianney	75	Josh Lugg	*	OL	6-6 ¾	307	Jr.	3	Wexford, PA/North Allegheny Senior
24	Jack Kiser		LB	6-1 ¾	221	Fr.	4	Royal Center, IN/Pioneer	76	Dillan Gibbons		OL	6-4	305	Jr.	3	Clearwater, FL/Clearwater Central Catholic
24	Tommy Tremble		TE	6-3 ¼	235	So.	4	Johns Creek, GA/Wesleyan	77	Quinn Carroll		OL	6-6 ¾	304	Fr.	4	Edina, MN/Edina
25	Braden Lenzy		WR	5-11 ¾	180	So.	4	Tigard, OR/Tigard Senior	78	Tommy Kraemer	**	OL	6-5 ¾	319	Sr.	2	Cincinnati, OH/Elder
25	John Mahoney		DB	6-0	208	Jr.	2	West Des Moines, IA/Valley	80	Micah Jones		WR	6-4 ½	219	So.	4	Gurnee, IL/Warren
26	Temitope Agoro	*	CB	6-0 ¾	203	Sr.	1	Riverdale, MD/Parkdale	81	John Lager		TE	6-4 ¼	249	Gr.	1	Golden Valley, MN/The Lawrenceville School
26	Leo Albano		WR	6-1	215	So.	4	Charleston, SC/Bishop England	83	Chase Claypool	***	WR	6-4 ¾	229	Sr.	1	Abbotsford, BC/Abbotsford
27	JD Bertrand		LB	6-1	226	Fr.	4	Roswell, GA/Blessed Trinity	84	Cole Kmet	**	TE	6-5 ½	250	Jr.	2	Lake Barrington, IL/St. Viator
27	Arion Shinaver		WR	6-0 ¼	190	Sr.	1	Carmel, IN/Guerin Catholic	85	George Takacs		TE	6-6	247	So.	4	Naples, FL/Gulf Coast
28	TaRiq Bracy	*	CB	5-10 ¾	170	So.	3	Milpitas, CA/Milpitas	86	Conor Ratigan		WR	5-11 ¾	172	Fr.	4	Granger, IN/St. Joseph
29	Ovie Oghoufo		DL	6-3	230	So.	4	Lathrup Village, MI/Harrison	87	Michael Young	**	WR	5-10	190	Jr.	2	Saint Rose, LA/Destrehan
29	Matt Salerno		WR	6-0 ¾	192	So.	4	Valencia, CA/Crespi Carmelite	88	Javon McKinley		WR	6-2	220	Sr.	1	Corona, CA/Centennial
30	Jake Rittman		P	6-2 ¼	210	So.	4	Lawrence, KS/Free State	89	Brock Wright	**	TE	6-4 ½	246	Jr.	2	Cypress, TX/Cy-Fair
31	Cole Capen		QB	6-4 ½	227	So.	4	Yorba Linda, CA/Orange Lutheran	90	Hunter Spears		DL	6-3 ¾	303	Fr.	4	Garland, TX/Sachse
31	Jack Lamb		LB	6-3 ¾	233	So.	4	Temecula, CA/Great Oak	91	Adetokunbo Ogundeji	*	DL	6-4 ¾	253	Sr.	2	West Bloomfield, MI/Walled Lake Central
32	Mick Assaf		RB	5-11	215	Sr.	1	Atlanta, GA/Pace Academy	93	Zane Heemsoth		DL	6-5	241	Fr.	4	Elmhurst, IL/York
32	Patrick Peline		S	6-1	191	Jr.	2	Youngstown, OH/Cardinal Mooney	94	Isaiah Foskey		DL	6-4 ¾	250	Fr.	4	Antioch, CA/De La Salle
33	Shayne Simon	*	LB	6-2 ¾	232	So.	3	West Orange, NJ/St. Peter's Prep	95	Myron Tagavailoa-Amosa		DL	6-2 ½	285	Jr.	2	Ewa Beach, HI/Kapole
34	Osita Ekwonu		LB	6-0 ¾	230	Fr.	4	Charlotte, NC/Providence Day School	98	Harrison Leonard		K/P	5-10 ¾	203	Fr.	4	Jamestown, RI/Avon Old Farms School
34	Jahmir Smith		RB	5-11	205	So.	4	Sanford, NC/Lee County									
35	Marist Liufau		LB	6-2 ¼	213	Fr.	4	Kalihi, HI/Punahou									
37	Chase Love		DB	6-0 ¼	195	So.	3	Chicago Heights, IL/Marian Catholic									

Note: Class years are academic enrollment; Eligibility is seasons remaining entering 2019 | * Number of Monograms earned

Note: Class years are academic enrollment; Eligibility is seasons remaining entering 2019 | * Number of Monograms earned

Kendall Abdur-Rahman	ab-DUR RAH-men	Liam Eichenberg	ike-EN-burg	Phil Jurkovec	jur-KO-vik	Julian Okwara	oak-WARA
Jayson Ademilola	add-ah-ME-oh-la	Cameron Ekanayake	eck-uh-NY-uh-kuh	Khalid Kareem	KAH-lid	Nana Osafo-Mensah	nah-nah oh-SAH-fo MEN-suh
Justin Ademilola	add-ah-ME-oh-la	Osita Ekwonu	oh-SEE-tuh e-KWAN-ooo	Cole Kmet	kuh-MET	Jeremiah Owusu-Koramoah	oh-WOO-sue COR-ah-MO-uh
Temitope Agoro	"temy" ah-GOR-oh	C'Bo Flemister	SEE-bo	Andrew Kristofic	kris-TAH-fik	Arion Shinaver	r-ee-on shin-AH-ver
Litchfield Ajavon	adge-AH-von	Ja'Mion Franklin	jay-ME-on	Marist Liufau	lee-UH-fow	George Takacs	tak-ISS
Mick Assaf	A-saff	Jordan Genmark Heath	JEN-mark	Javon McKinley	ja-VON	Myron Tagavailoa-Amosa	tounge-uh-vai-LO-uah uh-MOE-suh
Asmar Bilal	az-MAR bill-LAWL	Alohi Gillman	uh-LOW-he	Paul Moala	moo-ALA	Donte Vaughn	don-TAY
TaRiq Bracy	brace-E	Daelin Hayes	DAY-lin	Ovie Oghoufo	uh-GO-fu	Kofi Wardlow	KO-fee
Jonathan Doerer	DOOR-er	Kurt Hinish	HI-nish	Adetokunbo Ogundeji	"ah-DAY" O-gun-day-gee		

MICHIGAN: 18-24-1 (.430)*

H: *11-9-1; A: 7-14-0; N: 0-1-0

Site	Year	Rank	W/L	ND	Opp
Home	1887		L	0	8
Home	1888		L	6	26
Home	1888		L	4	10
Away	1898		L	0	23
Away	1899		L	0	12
Away	1900		L	0	7
Toledo, Ohio	1902		L	0	23
Away	1908		L	6	12
Away	1909		W	11	3
Home	1942	4-6	L	20	32
Away	1943	1-2	W	35	12
Home	1978	14-5	L	14	28
Away	1979	9-6	W	12	10
Home	1980	8-14	W	29	27
Away	1981	1-11	L	7	25
Home	1982	20-10	W	23	17
Away	1985	13-	L	12	20
Home	1986	-3	L	23	24
Away	1987	16-9	W	26	7
Home	1988	13-9	W	19	17
Away	1989	1-2	W	24	19
Home	1990	1-4	W	28	24
Away	1991	7-3	L	14	24
Home	1992	3-6	T	17	17

Site	Year	Rank	W/L	ND	Opp
Away	1993	11-3	W	27	23
Home	1994	3-6	L	24	26
Away	1997	-6	L	14	21
Home	1998	22-5	W	36	20
Away	1999	16-7	L	22	26
Home	2002	20-7	W	25	23
Away	2003	15-5	L	0	38
Home	2004	-8	W	28	20
Away	2005	20-3	W	17	10
Home	2006	2-11	L	21	47
Away	2007		L	0	38
Home	2008		W	35	17
Away	2009	-18	L	34	38
Home	2010		L	24	28
Away	2011	-	L	31	35
*Home	2012	11-18	W	13	6
Away	2013	14-17	L	30	41
Home	2014	16-	W	31	0
Home	2018	12-14	W	24	17

* Includes one Notre Dame victory vacated by discretionary NCAA penalty.

IRISH VS. BIG TEN CONFERENCE																
Team	Home				Away				Neutral				Overall			
	W	L	T	%	W	L	T	%	W	L	T	%	W	L	T	%
Illinois	5	0	0	1.000	6	0	1	0.929	0	0	0	0.000	11	0	1	0.958
Indiana	13	1	1	0.900	6	3	0	0.667	4	1	0	0.800	23	5	1	0.739
Iowa	7	3	2	0.667	6	5	1	0.542	0	0	0	0.000	13	8	3	0.604
Maryland	0	0	0	0.000	0	0	0	0.000	2	0	0	1.000	2	0	0	1.000
Michigan^	11	9	1	0.548	7	14	0	0.333	0	1	0	0.000	18	24	1	0.430
Michigan State^	29	14	0	0.674	20	15	1	0.569	0	0	0	0.000	49	29	1	0.627
Minnesota	1	0	1	0.750	3	0	0	1.000	0	0	0	1.000	4	0	1	0.900
Nebraska	3	1	0	0.750	4	6	1	0.409	0	1	0	0.000	7	8	1	0.500
Northwestern	16	5	0	0.762	19	4	1	0.813	3	0	1	0.875	38	9	2	0.796
Ohio State	1	1	0	0.500	1	1	0	0.500	0	2	0	0.000	2	4	0	0.333
Penn State	5	3	0	0.625	2	6	1	0.278	2	0	0	1.000	9	9	1	0.528
Purdue^	29	11	0	0.725	28	14	2	0.659	1	1	0	0.500	58	26	2	0.686
Rutgers^	2	0	0	1.000	1	0	0	1.000	2	0	0	1.000	5	0	0	1.000
Wisconsin	3	1	0	0.750	4	3	2	0.556	1	2	0	0.333	8	6	2	0.5625
TOTAL	125	49	5	0.712	107	71	10	0.596	15	8	1	0.646	247	128	16	0.652

^ - Includes 20 regular-season wins and two postseason appearances vacated under discretionary NCAA penalty.

ENTERING GAME 7

TAKING CARE OF BUSINESS

- Prior to the break, Notre Dame defeated rival Southern Cal at home, 30-27, on an impressive effort from all three phases. RB Tony Jones rushed for a career-high 176 yards, while K/P Jonathan Doerer put his name in the Irish record books as the first Notre Dame kicker to make three field goals of 40 yards or more in a single game.
- For the first time in Notre Dame history, an Irish team recorded six touchdown passes in two games during the same season (vs. New Mexico and vs. Bowling Green). The six touchdown passes match the Irish team record for passing touchdowns in a game.
- With 52 total points vs. Bowling Green, it marked the second time this season the Irish recorded at least 50 points. The last time Notre Dame reached that plateau in multiple games in a season was in 2011 when the Irish did it twice (vs. Air Force and vs. Navy).
- Against Bowling Green, Notre Dame's 35-0 halftime lead was the largest since opening a 35-0 halftime margin over Rutgers in 1996.
- The Irish notched a top-10 ranking for the 24th-consecutive week – the fourth-longest active streak in college football (behind Alabama, Clemson and Georgia). This is the most consecutive weeks within the top 10 for Notre Dame since 1991 (50).
- Notre Dame has been ranked in the top 25 for 37-consecutive weeks, the longest such streak for the Irish since the 1997 season.
- The contest vs. Virginia marked the second-consecutive week Notre Dame appeared in the week's highest-ranked matchup (lowest total of both squads' rankings). From 2015-2018 among all FBS teams, it has only happened three times: Alabama (Weeks 7-8, 2016; Weeks 10-11, 2018) and Penn State (Weeks 8-9, 2017). As the current AP rankings stand, the only other team with back-to-back top-ranked matchups in 2019 was Florida in Weeks 6-7. No other team is currently scheduled to take on the same slate.

IAN BOOK NOTABLES

- Junior quarterback Ian Book leads all Power 5 quarterbacks in fourth-quarter passer rating (174.3) since the start of the 2018 season. The average rating stands at 126.8.

Player	School	Passer Rating
IAN BOOK	NOTRE DAME	174.3
Tanner Morgan	Minnesota	171.7
Brock Purdy	Iowa State	164.9
Carter Stanley	Kansas	164.3
Alex Hornibrook	Florida State	162.6

- Book is the first Notre Dame quarterback to start and win consecutive matchups vs. Southern Cal since Rick Mirer (played 1989-92).
- Book opened the game vs. Bowling Green with nine consecutive completions and recorded nine passes of 15 yards or more in the first half. That week, Irish quarterbacks totaled nine completions for 20 or more yards, which tied for the FBS lead (Texas Tech and Miami, Fla.). Book accounted for seven passes of 20 or more yards.
- In Notre Dame's matchup against New Mexico, Book's 406 yards of total offense was just the 11th time an Irish quarterback has compiled over 400 yards of total offense since 1996. It was the most since Book posted 399 at Northwestern last season, while DeShone Kizer's 472 yards against Syracuse in 2016 marked the most recent game with a QB reaching over 400 yards of total offense. Six of the top 12 single-game yardage performances from a quarterback since 1996 have occurred during the Brian Kelly era.

HEADED FOR THE RECORD BOOKS

- Book threw five touchdown passes in the first half vs. Bowling Green, matching his career high (vs. New Mexico, 2019) and marking the first time in program history an Irish QB recorded five touchdown passes in a half.
- Brady Quinn, Tommy Rees, Jimmy Clausen, Ron Powlus and Ian Book are the only quarterbacks in Notre Dame history to record four or more touchdown passes in three games in their career.
- Book's 37 career touchdown put him in eighth place in Irish history.
- Book received the game ball for his performance vs. Bowling Green, the first game ball of his Notre Dame career, and was selected to the Davey O'Brien Award Great 8 list for Week 6. Book also was named a Top 20 finalist for the 2019 Johnny Unitas Golden Arm Award, presented by A.O. Smith, recognizing player performance on and off the field.

BOOK SOLID LATE

- Book boasts a 70.7 percent completion rate in the fourth quarter since the start of 2018, which leads Power 5 quarterbacks.

Player	School	Completion Percentage	Completions / Attempts
IAN BOOK	NOTRE DAME	70.7	53/75
Anthony Gordon	WST	68.7	46/67
Alex Hornibrook	Florida State	67.8	50/59
Alan Bowman	Texas Tech	65.6	59/90
Carter Stanley	Kansas	64.3	45/70

NOTEWORTHY DEFENSIVE NOTABLES

- Notre Dame's defense led the FBS after Week 7 in opponent passing completions per touchdown, holding squads to 25.8 completions per touchdown:

Team	Pass Completions Per TD Allowed	Completions / TDs
NOTRE DAME	25.8	387 / 15
Washington	24.2	435 / 18
California	21.6	345 / 16
Mississippi State	21.0	315 / 15
Georgia	20.3	386 / 19

- The Irish forced a shutout vs. Bowling Green for the first time since 2014 (vs. Michigan, 31-0), scoring 35 points in the first half. Notre Dame's 35-0 halftime lead was the largest since opening a 35-0 halftime margin over Rutgers in 1996. It is Notre Dame's largest shutout margin since that game, when Lou Holtz's Irish won, 62-0.
- Notre Dame's defense held Bowling Green to just four drives that ended in Notre Dame territory (out of 11 total), the farthest point reached by the Falcons being the Notre Dame 23-yard line.
- In 2019, Notre Dame has outscored opponents 48-16 in the third quarter.
- Notre Dame leads the nation in turnover margin with a +10 ratio in six games this season. Only six teams in FBS have recovered more fumbles than the eight by the Irish defense.

Team	Games Played	Fumble Recoveries
UAB, Illinois	7	12
Auburn, Miss. St., USF	7	10
Army	7	9
Notre Dame, Fresno St.	6	8
Tulsa, Arizona St., Cincy	7	8

**FOLLOW HIS LEA-D**

- Notre Dame has held 20 consecutive opponents to 30 points or below, the longest such streak in FBS. The streak spans **Clark Lea's** entire 19-game tenure as defensive coordinator with the Irish, and includes ranked opponents LSU, Michigan, Stanford, Virginia Tech, Syracuse, Clemson, Georgia and Virginia.

BORN TO (STOP THE) RUN

- The Irish defense held Virginia to just four total rushing yards, marking the fourth-lowest total by an opposing team of Notre Dame since 1996, and the fewest in the Brian Kelly era. Notre Dame produced tackles for loss on 44.8 percent of Virginia's rushing attempts, a rate which led the FBS. The four yards was also the lowest total against a ranked team since Nov. 26, 1966 (Southern Cal, 51-0 win, -12 rushing yards).
- In the first half, Notre Dame held Virginia to -2 rushing yards. In their previous four games, the Cavaliers had rushed for an average of 55.75 yards in the first half.
- Notre Dame's defense held Georgia to just 34 total yards of offense in the first quarter two weeks ago. The Bulldogs gained at least 150 yards in the first quarter during each of their first three games this season.

NOTEWORTHY OFFENSIVE NOTABLES

- Notre Dame remains perfect in redzone-scoring percentage, converting on 22-of-22 visits inside the 20. Nineteen of those scores were touchdowns (11 rushing, eight passing). Just two other teams boast perfection in the redzone (Iowa and LSU), and, of those teams, only LSU (31) has totaled more redzone touchdowns than the Irish.
- With help coming from both sides of the ball, the Irish stand at a turnover margin of +10, averaging +1.67 per game. The per game number leads FBS.

Team	Cumulative Turnover Margin	Average per game
NOTRE DAME	+10	+1.67
San Jose State	+11	+1.57
San Diego State	+11	+1.57
Cincinnati	+9	+1.29
Oregon	+9	+1.29
Ohio State	+9	+1.29
Alabama	+9	+1.29

- Notre Dame running backs have gone 1,242 carries without losing a fumble — dating back to Nov. 21, 2015. It is the longest active streak in the FBS, with Northwestern's 1,152-carry streak the next closest.
- The Irish totaled 573 yards of total offense vs. Bowling Green, having a 100-yard receiver (Javon McKinley) and 100-yard rusher (Tony Jones Jr.) for the first time since 2018 at Virginia Tech (WR Miles Boykin and RB Dexter Williams).
- In the first half vs. Bowling Green, Notre Dame recorded 339 yards of total offense, 255 in the air. The Irish averaged 10.6 yards per play and scored five touchdowns. The five touchdown passes in the first half are the most by an Irish team in a single half.

THEY SAID IT - ON THE OFFENSE

- "Tony [Jones Jr.] has been kind of pigeonholed into this kind of journeyman back, but he does so many things well. He just doesn't have 4.3 speed. But he blocks, he's tough, he's physical, he's going to get you the extra yard. Who wouldn't want a back like that? He plays through nicks and bumps. He practices hard. He's a great teammate. Give me a boatload of Tony Joneses and I'll take them in a heartbeat."

-Head Coach Brian Kelly on RB Tony Jones Jr.

- "In the second half, our tempo was really what was going well. We started to get in a rhythm. Coach Long was calling the right plays at the right time, and we were getting in a rhythm, moving the ball down fast, and the running backs obviously did a great job tonight. That goes to show you the O-line was also doing a great job. When you rush for that many yards, you can't complain."

-QB Ian Book on the second half vs. Southern Cal

NOTEWORTHY SPECIAL TEAMS NOTABLES

- K/P Jonathan Doerer** etched his name in Notre Dame record books vs. Southern Cal, becoming the first Irish kicker to make three field goals of 40 or more yards in a single game since 1996.
- Doerer made a career-long 52-yard field goal on the opening drive of the second half vs. Southern Cal, while also making a 45-yard field goal with 15 seconds remaining in the first half. Doerer added a 43-yard field goal in the fourth quarter. All three surpassed his previous career-long (36 yards).
- Doerer's 52-yarder also places him in the Irish record books, matching the third-longest field goal made in Notre Dame history. **Dave Reeve** (1976 vs. Pittsburgh) and **Kyle Brindza** (2013 vs. Arizona State in Arlington, Texas) both had 53-yard field goals for the Irish.
- Notre Dame's last made field goal of 50 yards or longer came in 2015, when **Justin Yoon** netted a 52-yarder against Navy.
- Lending voice to the importance of veteran players making their mark on special teams, in the first quarter at Georgia, **WR Chase Claypool** recovered a Georgia muffed punt return at the Bulldog eight-yard line to set up a Notre Dame touchdown drive (QB Ian Book one-yard pass to TE Cole Kmet). It was Claypool's first-career fumble recovery.

NOTEWORTHY INDIVIDUAL NOTABLES

- RB Tony Jones Jr.** posted a career-high 176 rushing yards vs. Southern Cal, marking his fourth 100-yard rushing performance of the season and the fifth of his career. His previous rushing career-high came this season vs. Virginia (131 yards).
- Jones Jr. surpassed 100 rushing yards with fewer than three minutes remaining in the first half vs. Southern Cal, and is now tied for 14th in Notre Dame history with four 100-yard rushing games in a season.
- Jones Jr. has rushed for first downs on 40 percent of his rushing attempts with more than 10 yards to go since last season, a rate which ranked first among all FBS running backs after Week 7:

Player	School	Rushing First Down %	First Downs/Attempts
TONY JONES JR.	NOTRE DAME	40.0	4 / 10
Martell Pettaway	West Virginia	30.0	3 / 10
Raymond Calais	Louisiana	30.0	3 / 10
Lucious Stanley	Alabama-Birmingham	30.0	3 / 10
Reggie Corbin	Illinois	28.6	4 / 14

- LB Asmar Bilal** recorded five tackles in the first quarter vs. Southern Cal, totaling 11 (8 solo) on the game and leading the Irish defense. His 11 total tackles mark his single game career high, passing his previous total of nine.

- **LB Jeremiah Owusu-Koramoah** notched his first career sack on Southern Cal's opening drive, setting up an eventual punt for the Trojans.
- **K/P Jonathan Doerer** made three field goals of more than 40 yards vs. Southern Cal, becoming the first Irish kicker ever to do so in a single game. (See Noteworthy Special Teams Notables for more details.) Doerer was awarded a game ball, the first of his career.
- **WR Braden Lenzy** notched his first career rushing touchdown (second career TD), a 51-yard score, in the second quarter vs. Southern Cal. It was Notre Dame's longest rushing touchdown of the season, as well as the longest rushing play of the season.
- **Chase Claypool** caught two touchdown passes vs. Bowling Green, totaling 61 yards on three total receptions, while catching three passes for 47 yards vs. Southern Cal. Claypool surpassed the 100-career receptions mark on his first catch vs. Virginia, and on his 108 career receptions, Claypool has recorded 1,469 yards (13.6 average) and 10 touchdowns in four seasons. He joins a group of just 14 other Irish players who have reached the 100-career receptions mark since 1996. The most recent receivers to reach the benchmark were Chris Brown and Will Fuller V.
- Claypool also plays a role on special teams, lending voice to the importance of veteran players making their mark on special teams, in the first quarter at Georgia, Claypool recovered a Georgia muffed punt return at the Bulldog eight-yard line to set up a Notre Dame touchdown drive (QB Ian Book one-yard pass to TE Cole Kmet). It was Claypool's first-career fumble recovery. He also added 6 catches for 66 yards and a touchdown at Georgia.
- **Cole Kmet** has totaled 21 receptions over the last four games, which tied for the most among FBS tight ends during that timespan. Kmet missed the first two games of the season with a collarbone injury. With his second catch vs. Southern Cal, Kmet doubled his career total entering the 2019 season (17) in those four games.
- Kmet recorded his second touchdown of the season vs. Bowling Green, and posted four catches for 65 yards vs. Virginia, totaling 13 receptions over two games (vs. Virginia and at Georgia). Just two Irish tight ends have totaled more receptions over a two-game span (most was 16 by Kyle Rudolph in 2010 vs. Michigan and Michigan State) since 1996.
- **First Touches** – A number of Irish players have recorded touchdowns on either their first career touch – or the first touch of the season:
 - Sophomore **Jahmir Smith** scored on his first carry of the season, a three-yard plunge in the season opener at Louisville.
 - Sophomore **Tommy Tremble's** first-career reception ended up as a 26-yard touchdown catch against Louisville.
 - Junior **Avery Davis**, who switched from defensive back to running back due to injuries in the Irish offensive backfield, caught his first pass (a short shovel pass from Ian Book) and ran 59 yards untouched for a touchdown against New Mexico.
 - While not his first 'touch' – freshman **Kyle Hamilton** had two pass break ups in the opener at Louisville – Hamilton's first full touch – an interception – he returned for a touchdown against New Mexico.
 - Do second touches count? Sophomore **Braden Lenzy** caught a 22-yard touchdown pass on his second reception of the season versus New Mexico while senior **Javon McKinley's** second and third receptions of the season were both turned into scores against the Lobos.
 - In his first game returning from injury, junior **Cole Kmet** recorded his first catch of the season on the first play from scrimmage at Georgia, also recording his first-career touchdown in the same game.
 - **WR Michael Young**, who did not play the first three games due to injury, recorded his first catch of the season vs. Virginia, a seven-yard reception for a first down, on Notre Dame's initial scoring drive (RB Tony Jones Jr. six-yard rush). He recorded his first career start vs. Bowling Green.

ON THIS WEEKEND

- Noteworthy historical games, facts and performances for Notre Dame football the third and fourth weeks of October:
 - October 18, 1924 – Notre Dame beats Army, 13-7, prompting New York Herald-Tribune journalist Grantland Rice to write some of the most famous words in Irish football history: "Outlined against a blue-gray October sky, the Four Horsemen rode again. In dramatic lore they are known as famine, pestilence, destruction and death. These are only aliases. Their real names are Stuhldreher, Miller, Crowley and Layden."
 - October 22, 1977 – When Notre Dame takes on Southern Cal, Dan Devine's Irish warm up in traditional blue jerseys, but take the field at game time in green uniforms, the first time the Irish wore green since 14 years prior. Notre Dame topped Southern Cal, 49-19, en route to the national championship that season.

CFB 150

- The University of the Notre Dame will honor the 150th Anniversary of College Football by donning Under Armour Heritage uniforms that pay homage to the 1988 National Championship team on November 23 against Boston College.

Player	Games	Receptions
Kyle Rudolph	Michigan and Michigan State, 2010	16
Tyler Eifert	Air Force and Southern Cal, 2011	15
Cole Kmet	Georgia and Virginia, 2019	13
John Carlson	Navy and North Carolina, 2006	13
Anthony Fasano	Michigan State and Washington, 2005	13
Alizé Mack	Virginia Tech and Pittsburgh, 2018	12

- Kmet totaled a career-high nine catches at Georgia, which tied the program mark for receptions in a single game by a tight end. He tallied 108 receiving yards and a touchdown (seven receptions for 68 yards and a touchdown coming in the first half), and was named the John Mackey Award's Tight End of the Week in Week 4



NOTRE DAME ACC SCHEDULING AGREEMENT

- In a partnership that began in 2014, the University of Notre Dame and the Atlantic Coast Conference agreed to schedule the Irish to play, on average, five ACC opponents each season. Originally scheduled through the 2025 season, the games have now been scheduled through the 2037 campaign.
- Notre Dame is 20-7 (.740) against ACC opponents since the scheduling agreement began during the 2014 season:

Year	Opponent	H/A/N	W/L	Score
2014	Syracuse	N	W	31-15
2014	North Carolina	H	W	50-43
2014	Florida State	A	L	27-31
2014	Louisville	H	L	28-31
2015	Virginia	A	W	34-27
2015	Georgia Tech	H	W	30-22
2015	Clemson	A	L	22-24
2015	Pittsburgh	A	W	42-30
2015	Wake Forest	H	W	28-7
2015	Boston College	N	W	16-13
2016	Duke	H	L	35-38
2016	Syracuse	N	W	50-33
2016	NC State	A	L	3-10
2016	Miami	H	W	30-27
2016	Virginia Tech	H	L	31-34
2017	Boston College	A	W	49-20
2017	North Carolina	A	W	33-10
2017	NC State	H	W	35-14
2017	Wake Forest	H	W	48-37
2017	Miami	A	L	8-41
2018	Wake Forest	A	W	56-27
2018	Virginia Tech	A	W	45-23
2018	Pittsburgh	H	W	19-14
2018	Florida State	H	W	42-13
2018	Syracuse	N	W	36-3
2019	Louisville	A	W	35-17
2019	Virginia	H	W	35-20

- So far in 2019, the Irish have defeated Louisville and Virginia as part of the scheduling agreement. Notre Dame is set to face Virginia Tech (Nov. 2), Duke (Nov. 9) and Boston College (Nov. 23) this season.
- There have been, and in the future there will be, seasons when the Irish face just four ACC opponents but will eventually even out the agreement by facing six ACC teams in another year (this occurred in 2014 and 2015 and is set to occur in 2021-22 and 2022-23).

NOTRE DAME ACC FUTURE SCHEDULES

Year	Opponent	H/A/N
2020	Wake Forest	A
2020	Pittsburgh	A
2020	Duke	H
2020	Clemson	H
2020	Louisville	H
2021	*Florida State	A
2021	Virginia Tech	A
2021	North Carolina	H
2021	Virginia	H
2021	Georgia Tech	H
2022	North Carolina	A
2022	Syracuse	A
2022	Boston College	H
2022	Clemson	H
2023	NC State	A
2023	Duke	A
2023	Louisville	A
2023	Wake Forest	H
2023	Clemson	A
2023	Pittsburgh	H
2024	Miami	H
2024	Georgia Tech	A
2024	Florida State	H
2024	Virginia	H
2025	Miami	A
2025	NC State	H
2025	Boston College	A
2025	Pittsburgh	A
2025	Syracuse	H
2026	Florida State	A
2026	Louisville	H
2026	North Carolina	A
2026	Syracuse	H
2026	Virginia	H
2027	Clemson	A
2027	Duke	A
2027	Georgia Tech	H
2027	Virginia Tech	H
2027	Wake Forest	A
2028	Boston College	H
2028	Clemson	H
2028	Miami	H
2028	Pittsburgh	A
2028	Virginia Tech	A

2029	Florida State	A
2029	Georgia Tech	H
2029	NC State	A
2029	Syracuse	A
2029	Wake Forest	H
2030	Boston College	A
2030	Duke	H
2030	Florida State	H
2030	Louisville	A
2030	North Carolina	H
2031	*Clemson	A
2031	Miami	H
2031	North Carolina	A
2031	NC State	H
2031	Virginia	A
2032	Florida State	H
2032	Georgia Tech	A
2032	Louisville	H
2032	Miami	A
2032	Wake Forest	H
2033	Boston College	A
2033	Duke	A
2033	Louisville	A
2033	Pittsburgh	H
2033	Virginia Tech	H
2034	Clemson	H
2034	Miami	A
2034	Pittsburgh	A
2034	Syracuse	H
2034	Virginia	H
2035	Boston College	H
2035	Duke	H
2035	Louisville	A
2035	NC State	A
2035	Virginia	A
2036	Florida State	H
2036	Georgia Tech	A
2036	North Carolina	A
2036	Pittsburgh	H
2036	*Virginia Tech	A
2037	Clemson	A
2037	Miami	H
2037	NC State	H
2037	Syracuse	A
2037	Wake Forest	A

* - Labor Day Monday

IRISH IN THE NFL (As of October 15)			
Player	Team	Pos.	Notes
Josh Adams	NY Jets	RB	Second Season (practice squad)
Alex Bars	Chicago	OL	First season
Miles Boykin	Baltimore	WR	First season
Sheldon Day	San Francisco	DT	Fourth season
Tyler Eifert	Cincinnati	TE	Seventh season
Matthias Farley	NY Jets	SS	Fourth season
Will Fuller	Houston	WR	Fourth season
Bennett Jackson	Baltimore	SS	Sixth season
J.J. Jansen	Carolina	LS	12th season
DeShone Kizer	Oakland	QB	Third season
Ben Koyack	Jacksonville	TE	Fourth season
Julian Love	NY Giants	CB	First season
Cole Luke	Carolina	CB	Third season (practice squad)
Nick Martin	Houston	C	Fourth season
Zack Martin	Dallas	OG	Sixth season
Mike McGlinchey	San Francisco	OT	Second season
Sam Mustipher	Chicago	OL	First season (practice squad)

IRISH IN THE NFL (As of October 15)			
Player	Team	Pos.	Notes
Quenton Nelson	Indianapolis	OG	Second season
Romeo Okwara	Detroit	DE	Fourth season
James Onwualu	Jacksonville	OLB	Third season (injured reserve)
C.J. Prosise	Seattle	RB	Fourth season
Theo Riddick	Denver	RB	Seventh season (injured reserve)
Isaac Rochell	LA Chargers	DT	Third season
Kyle Rudolph	Minnesota	TE	Ninth season
Harrison Smith	Minnesota	FS	Eighth season
Jaylon Smith	Dallas	ILB	Fourth season
Durham Smythe	Miami	TE	Second season
Eq. St. Brown	Green Bay	WR	Second season (injured reserve)
Ronnie Stanley	Baltimore	OT	Fourth season
Golden Tate	NY Giants	WR	10th season
Jerry Tillery	LA Chargers	DT	First season
Drue Tranquill	LA Chargers	LB	First season
Stephon Tuitt	Pittsburgh	DE	Sixth season (injured reserve)
Dexter Williams	Green Bay	RB	First season
Sam Young	San Francisco	T	10th season

NFL CAPTAINCY

- Three Notre Dame football alums have been named team captains for the 2019-20 NFL season. Jaylon Smith and Zack Martin were named captains for the Dallas Cowboys, while Kyle Rudolph was named a captain for the Minnesota Vikings.

COLLEGE FOOTBALL PLAYOFF (Final 2018)			
Rk	Team	Record	Trend
1	Alabama	13-0	—
2	Clemson	13-0	—
3	NOTRE DAME	12-0	—
4	Oklahoma	12-1	+1
5	Georgia	11-2	-1
6	Ohio State	12-1	—
7	Michigan	10-2	—
8	UCF	11-0	—
9	Washington	10-3	+2
10	Florida	9-3	-1
11	LSU	9-3	-1
12	Penn State	9-3	—
13	Washington State	10-2	—
14	Kentucky	9-3	+1
15	Texas	9-3	-1
16	West Virginia	8-3	—
17	Utah	9-4	—
18	Mississippi State	8-4	—
19	Texas A&M	8-4	—
20	Syracuse	9-3	—
21	Fresno State	11-2	+4
22	Northwestern	8-5	-1
23	Missouri	8-4	+1
24	Iowa State	8-4	-1
25	Boise State	10-3	-3

2019 rankings released Tuesdays starting Nov. 5 (ESPN)







- Nov. 5 at approx. 9 pm. ET
- Nov. 12, 19, 26 & Dec. 3 at 7 p.m. ET
- Selection show Sunday, Dec. 8 at Noon ET







ASSOCIATED PRESS TOP 25 (Oct. 20, 2019)				
Rk	Team (1st Place Votes)	Rec.	Points	Trend
1	Alabama (24)	7-0	1486	
2	LSU (16)	7-0	1462	
3	Ohio State (13)	7-0	1429	+1
4	Clemson	7-0	1408	-1
5	Oklahoma	7-0	1343	
6	Penn State	7-0	1224	+1
7	Florida	7-1	1138	+2
8	Notre Dame	5-1	1058	
9	Auburn	6-1	1054	+2
10	Georgia	6-1	1031	
11	Oregon	6-1	979	+1
12	Utah	6-1	852	+1
13	Wisconsin	6-1	767	-7
14	Baylor	7-0	732	+4
15	Texas	5-2	627	
16	SMU	7-0	587	+3
17	Minnesota	7-0	577	+3
18	Cincinnati	6-1	468	+3
19	Michigan	5-2	440	-3
20	Iowa	5-2	347	+3
21	Appalachian State	6-0	286	+3
22	Boise State	6-1	225	-8
23	Iowa State	5-2	185	NR
24	Arizona State	5-2	134	-7
25	Wake Forest	6-1	118	NR

Others receiving votes: Memphis 87, Virginia 29, San Diego State 17, Pittsburgh 17, Washington 15, Navy 9, Texas A&M 6, Missouri 4, USC 3, UCF 3, Louisiana Tech 2, Tulane 1

COACHES POLL (Oct. 20, 2019)				
Rk	Team (1st Place Votes)	Rec.	Points	Trend
1	Alabama (44)	7-0	1602	
2	Clemson (10)	7-0	1511	
3	LSU (3)	7-0	1486	
4	Ohio State (8)	7-0	1461	
5	Oklahoma	7-0	1408	
6	Penn State	7-0	1283	+1
7	Notre Dame	5-1	1160	+1
8	Florida	7-1	1151	+1
9	Georgia	6-1	1099	+1
10	Auburn	6-1	1071	+1
11	Oregon	6-1	1011	+1
12	Utah	6-1	858	+2
13	Wisconsin	6-1	824	-7
14	Baylor	7-0	730	+4
15	Texas	5-2	722	
16	Minnesota	7-0	631	+4
17	SMU	7-0	609	+2
18	Cincinnati	6-1	461	+3
19	Iowa	5-2	373	+3
20	Michigan	5-2	369	-4
21	Boise State	6-1	308	-8
22	Appalachian State	6-0	300	+2
23	Wake Forest	6-1	181	NR
24	Arizona State	5-2	131	-7
25	Memphis	6-1	101	NR

Others receiving votes: Iowa State 83, Virginia 61, San Diego State 45, Navy 24, Pittsburgh 18, Washington 16, Tulane 8, Texas A&M 8, Louisiana Tech 7, UCF 6, Temple 3, Virginia Tech 2, UAB 1, Indiana 1, Utah State 1

2019 NOTRE DAME OPPONENT UPDATE					
Rk	Team	Record	Last Week	This Week	Next Week
		4-3 2-2 ACC Atlantic	L, 10-45 vs. Clemson	vs. Virginia 3:30 p.m.	IDLE
		2-5 0-3 MWC Mount.	L, 10-23 at Wyoming	vs. Hawai'i 4 p.m.	at Nevada
10/ 9		6-1 3-1 SEC East	W, 21-0 vs. Kentucky	IDLE	vs. Florida 3:30 p.m.
rv/ rv		5-2 3-1 ACC Coastal	W, 48-14 vs. Duke	at Louisville 3:30 p.m.	at North Carolina
		2-5 1-2 MAC East	L, 20-38 vs. Central Mich.	at Western Michigan, Noon	vs. Akron
rv/ —		4-3 3-1 Pac-12 South	W, 41-14 vs. Arizona	at Colorado 9 p.m. (Friday)	vs. Oregon

2019 NOTRE DAME OPPONENT UPDATE					
Rk	Team	Record	Last Week	This Week	Next Week
19/ 20		5-2 3-2 Big Ten East	L, 21-28 at Penn State	vs. Notre Dame 7:30 p.m.	at Maryland Noon
--/ rv		5-2 2-2 ACC Coastal	W, 43-41 (6 OT) vs. North Carolina	IDLE	at Notre Dame 2:30 p.m.
		4-3 2-2 Coastal	L, 14-48 at Virginia	at North Carolina 4 p.m.	IDLE
rv/ rv		5-1 3-1 AAC West	W, 34-3 vs. USF	vs. Tulane 3:30 p.m.	at UConn 8 p.m. (Friday)
		4-3 2-2 ACC Atlantic	W, 45-24 vs. NC State	at Clemson 7:30 p.m.	at Syracuse
		3-4 2-3 Pac-12 North	L, 16-34 vs. UCLA	vs. Arizona	IDLE

THE BRIAN KELLY FILE

37th year in coaching // 29th year as head coach // 10th year at Notre Dame					
Alma Mater: Assumption College (1983)					
<i>School</i>	<i>Seasons</i>	<i>Record</i>			<i>Pct.</i>
Grand Valley State	13	118	35	2	0.768
Central Michigan	3	19	16	0	0.543
Cincinnati	3	34	6	0	0.850
Notre Dame	10	86*	36	0	0.705
TOTALS	29	257*	93	2	0.733

HONORS AND ACCOLADES

<i>Year</i>	<i>Award</i>
2018	Home Depot National Coach of the Year
2018	Stallings National Coach of the Year
2012	AP National Coach of the Year
2012	Walter Camp National Coach of the Year
2012	Sporting News National Coach of the Year
2012	Home Depot National Coach of the Year
2012	Liberty Mutual National Coach of the Year
2012	AFCA National Coach of the Year
2009	Home Depot National Coach of the Year

* - Includes 20 regular-season wins and two postseason appearances vacated under discretionary NCAA penalty.

**BRIAN KELLY -
THE DICK CORBETT HEAD FOOTBALL COACH**

- Winningest coach in FBS (257* wins)
- One of only four FBS coaches with over 300 games as a head coach
- Only three-time winner of the Home Depot Coach of the Year Award ('09, '12, '18)
- With 10 or more wins in 2015, 2017 and 2018, Kelly joined Knute Rockne, Ara Parseghian and Lou Holtz as the only Notre Dame coaches to hit the double-digit mark in wins three times
- Ranks second in winning percentage among active FBS coaches (.733*) who have coached in 300 or more career games (Nick Saban - .789)
- Second-youngest coach to reach 200 career victories at a major school
- Has finished .500 or better in 27 of 29 seasons as a head coach
- Boasts a 16-8 record in postseason as a head coach
- Joins Knute Rockne (13), Frank Leahy, Ara Parseghian and Lou Holtz (11) as the only Notre Dame coaches to spend 10 or more seasons on the Irish sidelines.
- Kelly is the first coach to post three or more shutouts in an Irish career since Lou Holtz.

WINNINGEST ACTIVE FBS COACHES (By wins)

<i>Rk.</i>	<i>Coach</i>	<i>School</i>	<i>Years</i>	<i>Record</i>			<i>Pct.</i>
1.	BRIAN KELLY	NOTRE DAME	29	257*	93	2	.733
2.	Mack Brown	North Carolina	30	247	126	1	.660
3.	Nick Saban	Alabama	23	239	63	1	.791
4.	Gary Patterson	TCU	19	170	66	0	.720
5.	Kirk Ferentz	Iowa	23	169	124	0	.577

ACTIVE FBS LONGEVITY

<i>Rk.</i>	<i>Coach</i>	<i>School</i>	<i>Games</i>
1.	Mack Brown	North Carolina	374
2.	BRIAN KELLY	NOTRE DAME	352*
3.	Nick Saban	Alabama	303
4.	Kirk Ferentz	Iowa	293
5.	Dave Clawson	Wake Forest	240

WINNINGEST ACTIVE FBS COACHES (By percentage, min. 5 years)

<i>Rk.</i>	<i>Coach</i>	<i>School</i>	<i>Years</i>	<i>Record</i>			<i>Pct.</i>
1.	Dabo Swinney	Clemson	11	123	30	0	.804
2.	Chris Petersen	Washington	13	144	36	0	.800
3.	Nick Saban	Alabama	23	239	63	1	.791
4.	Jimbo Fisher	Texas A&M	9	96	30	0	.762
5.	BRIAN KELLY	NOTRE DAME	29	257*	93	2	.733
6.	Chip Kelly	UCLA	5	52	20	0	.722
7.	Gary Patterson	TCU	19	170	66	0	.720
8.	Jim Harbaugh	Michigan	11	101	41	0	.711

MOST YEARS COACHING (ACTIVE FBS)

<i>Rk.</i>	<i>Coach</i>	<i>School</i>	<i>Years</i>
1.	Mack Brown	North Carolina	30
2.	BRIAN KELLY	NOTRE DAME	29
3.	Nick Saban	Alabama	23
4.	Kirk Ferentz	Iowa	23
5.	Dave Clawson	Wake Forest	19

THE RECORD WHEN...								
Stat	Kelly's Career Record (W-L-T)			Kelly at ND Record (W-L)		2019 Record (W-L)		
Home	129	33	1	36	13	4	0	
Away	91	51	1	17	17	1	1	
Neutral	16	8	0	12	5	0	0	
In overtime	4	5	0	0	3	0	0	
Coming off a loss	52	29	0	18	13	2	0	
Coming off a win	167	52	1	43	22	3	1	
Coming off an open date	19	2	0	8	1	0	0	
vs. AP Top 25	24	19	0	14	15	1	1	
Both teams are in the AP Top 25	15	17	0	11	15	1	1	
Neither team is in the AP Top 25	49	28	0	17	12	0	0	
Team is ranked higher	63	15	0	41	12	5	0	
Opponent is ranked higher	9	15	0	6	11	0	1	
vs. In-State Opponents	74	22	2	4	0	0	0	
In August	4	2	0	1	0	0	0	
In September	75	35	0	23	12	3	1	
In October	81	24	2	21	7	2	0	
In November	65	26	0	17	13	0	0	
In December	10	2	0	2	1	0	0	
In January	1	3	0	1	2	0	0	
On TV (except GVSU regular season)	93	42	0	65	35	5	1	
On NBC	40	13	0	40	13	4	0	
On NBCSN	2	0	0	2	0	0	0	
On ABC	15	11	0	13	11	0	0	
On ESPN	14	7	0	6	5	0	0	
On ESPN2	8	2	0	0	0	0	0	
On CBS	3	3	0	3	3	0	1	
On FOX	1	3	0	1	3	0	0	
On CBS Sports Network	0	0	0	0	0	0	0	
Afternoon Games	158	61	2	40	17	3	0	
Night Games (6 p.m. or later)	78	31	0	24	18	2	1	
Decided by three points or fewer	40	23	2	7	11	1	0	
Decided by seven points or fewer	72	39	2	17	16	0	1	
Scoring first	161	38	0	47	20	3	1	
Opponent scores first	73	54	2	18	15	2	0	
Leading at halftime	191	21	0	56	11	4	1	
Tied at halftime	15	3	0	4	1	0	0	
Trailing at halftime	30	68	2	5	23	1	0	
Leading after three quarters	203	17	0	55	9	5	0	
Tied after three quarters	12	6	1	4	5	0	0	
Trailing after three quarters	21	69	1	6	21	0	1	

THE RECORD WHEN...								
Stat	Kelly's Career Record (W-L-T)			Kelly at ND Record (W-L)		2019 Record (W-L)		
Scoring 40+ points	92	3	0	24	2	2	0	
Scoring 30-39 points	68	11	0	22	7	3	0	
Scoring 20-29 points	55	36	1	13	14	0	0	
Scoring 0-19 points	20	42	1	5	12	0	1	
Allowing 40+ points	7	22	0	1	8	0	0	
Allowing 30-39 points	16	35	0	5	15	0	0	
Allowing 20-29 points	64	27	1	16	10	2	1	
Allowing 0-19 Points	148	8	1	42	2	3	0	
Outrushing opponent	184	29	1	47	8	3	0	
Getting outrushed	47	61	1	16	27	2	1	
Passing for more yards	149	62	1	36	29	3	1	
Passing for fewer yards	85	29	1	28	6	2	0	
Outgaining opponent	197	31	1	52	14	5	0	
Outgained by opponent	36	58	1	12	21	0	1	
Winning time of possession battle	119	28	0	30	6	1	0	
Losing time of possession battle	114	62	2	34	29	4	1	
Scoring a defensive or special teams TD	72	9	0	13	5	2	0	
Allowing a defensive or special teams TD	24	30	0	10	11	0	0	
Fewer penalty yards	72	41	1	33	16	2	0	
More penalty yards	155	48	1	30	18	3	1	
Winning turnover battle	136	15	0	33	4	4	0	
Losing turnover battle	61	53	1	21	25	0	1	
Having an individual 100-yard rusher	112	26	1	29	9	3	0	
Having an individual 100-yard receiver	92	33	0	22	16	2	1	
Having an individual 200-yard passer	154	49	1	40	24	2	0	
Allowing an individual 100-yard rusher	43	50	1	11	22	1	0	
Allowing an individual 100-yard receiver	70	38	0	14	13	2	0	
Allowing an individual 200-yard passer	95	47	1	28	23	2	0	

2019 HONORS & AWARDS			
Player	Year	Pos.	Awards
Brian Kelly			Dodd Trophy Midseason Watch List
Jafar Armstrong	Jr.	RB	Doak Walker Award Watch List
Ian Book	Sr.	QB	Maxwell Trophy Watch List Davey O'Brien Award Watch List Walter Camp Award Watch List Notre Dame 'Warrior of the Game' vs. Bowling Green (10/5) Davey O'Brien Award's Great 8 List for Week 6 Top 20 finalist for the Johnny Unitas Golden Arm Award
Avery Davis	Jr.	RB	Notre Dame 'Warrior of the Game' vs. New Mexico (9/14)
Jonathan Doerer	Jr.	K/P	Notre Dame 'Warrior of the Game' vs. Southern Cal (10/12) Lou Groza National Collegiate Place Kicker Award 'Star of the Week' for Week 7.
Liam Eichenberg	Jr.	OL	Outland Trophy Watch List
Jalen Elliott	Sr.	S	Wuerffel Trophy Watch List
Chris Finke	Gr.	WR	William V. Campbell Trophy Semifinalist
Alohi Gilman	Sr.	S	Associated Press Preseason All-American (Second Team) Bronko Nagurski Trophy Watch List Jim Thorpe Award Watch List Pro Football Focus National Defensive Team of the Week (Week 5)
Robert Hainsey	Jr.	OL	Pro Football Focus National Offensive Team of the Week (Week 5)
Kyle Hamilton	Fr.	S	The Athletic's midseason freshman All-America team
Khalid Kareem	Sr.	DL	Chuck Bednarik Award Watch List Bronko Nagurski Trophy Watch List Notre Dame 'Warrior of the Game' vs. Virginia (9/28) Pro Football Focus National Defensive Second Team of the Week (Week 5)
Tommy Kraemer	Jr.	OL	Associated Press Preseason All-American (Second Team) Outland Trophy Watch List Named an AP second-team midseason All American
Cole Kmet	Jr.	TE	John Mackey Award Watch List John Mackey Award Tight End of the Week (Week 4)
Tony Jones, Jr.	Sr.	RB	Doak Walker Award Watch List
Julian Okwara	Sr.	DE	Associated Press Preseason All-American (Second Team) Bronko Nagurski Trophy Watch List Walter Camp Defensive Player of the Week (Week 5) Pro Football Focus National Defensive Team of the Week (Week 5) Notre Dame 'Warrior of the Game' vs. Virginia (9/28)
Tommy Tremble	So.	TE	Notre Dame 'Warrior of the Game' at Louisville (9/2)
Jarrett Patterson	So.	C	Rimington Trophy Watch List The Athletic's midseason freshman All-America team

STARTER SHEET				
OFFENSE	Pos.	2019	Streak	Career
Tommy Kraemer	RG/RT	6	10	28
Chase Claypool	WR	6	8	26
Robert Hainsey	RT/RG	6	20	20
Liam Eichenberg	LT	6	20	20
Ian Book	QB	6	9	16
Chris Finke	WR	4	1	13
Aaron Banks	LG	6	12	12
Cole Kmet	TE	4	4	11
Tony Jones, Jr.	RB	6	6	10
Trevor Ruhland	LG/RG	0	0	5
Jarrett Patterson	C	6	6	6
Jafar Armstrong	RB	1	0	3
Brock Wright	TE	2	0	3
Lawrence Keys III	WR	2	0	2
Javon McKinley	WR	1	0	1
Tommy Tremble	TE	3	3	3
Michael Young	WR	1	0	1

DEFENSE	Pos.	2019	Streak	Career
Jalen Elliott	S	6	32	32
Troy Pride Jr.	CB	6	12	25
Alohi Gilman	S	6	19	19
Khalid Kareem	DL	6	19	19
Daelin Hayes	DL	0	0	13
Julian Okwara	DL	6	18	18
Asmar Bilal	LB	5	5	14
Shaun Crawford	CB	4	0	7
Donte Vaughn	CB	0	0	5
Kurt Hinish	NG	6	6	6
Jeremiah Owusu-Koramoah	LB	6	6	6
Myron Tagovailoa-Amosa	DT	6	6	6
Drew White	LB	5	5	5
Tariq Bracy	CB	2	2	2
Jordan Genmark Heath	LB	1	0	2
Kyle Hamilton	S	1	1	1

CAREER STARTS BY POSITION										
WR	LT	LG	C	RG	RT	TE	WR	QB	WR	RB
Keys (2)	Eichenberg (20)	Banks (12)	Patterson (6)	Kraemer (15)	Hainsey (19)	Kmet (12)	Claypool (26)	Book (16)	Finke (13)	Jones Jr. (9)
McKinley (1)		Ruhland (2)		Ruhland (3)	Kraemer (13)	Wright (3)			Young (1)	Armstrong (3)
				Hainsey (1)		Tremble (3)				
DL	DL	DL	DL	LB	LB	LB	CB	S	S	CB
Kareem (19)	Tagovailoa-Amosa (6)	Hinish (6)	Okwara (18)	Genmark Heath (3)	White (5)	Bilal (11)	Pride Jr. (25)	Gilman (19)	Elliott (32)	Crawford (7)
			Hayes (13)	Bilal (3)		Owusu-Koramoah (6)	Griffith (1)	Hamilton (1)		Vaughn (4)
							Vaughn (1)			Bracy (2)

NOTRE DAME
Rushing

Had 500 or more yards:	at Boston College, 2017 (515)
Had 450 or more yards:	at Boston College, 2017 (515)
Had 400 or more yards:	at Boston College, 2017 (515)
Had 300 or more yards:	vs. Southern Cal, 2019 (308)
Had 70 or more rushing attempts:	vs. Michigan State, 1991 (76)
Had 60 or more rushing attempts:	vs. Navy, 2007 (63)
Had 50 or more rushing attempts:	vs. Florida State, 2018 (50)
Had eight or more rush TDs:	vs. Pittsburgh, 1965 (9)
Had seven or more rush TDs:	at Boston College, 2017 (7)
Had six or more rush TDs:	at Wake Forest, 2018 (6)
Had five or more rush TDs:	at Wake Forest, 2018 (6)
Had four or more rush TDs:	vs. Virginia, 2019 (4)
Had two or more players with 200 rush yards in a game:	at Boston College, 2017 (Josh Adams 229, Brandon Wimbush 207)
Had three players with 100 rush yards in a game:	vs. Temple, 2017 (Josh Adams 161, DeShone Kizer 124, Brandon Wimbush 106)
Had two or more players with 100 rush yards in a game:	vs. USC, 2017 (Josh Adams 191, Brandon Wimbush 106)

Passing

Had 500 or more yards:	at USC, 1970 (526)
Had 400 or more yards:	vs. New Mexico, 2019 (434)
Had 300 or more yards:	vs. Bowling Green (340)
Had 50 or more pass attempts:	at Florida State, 2014 (52)
Had 40 or more pass attempts:	at Georgia, 2019 (47)
Had 30 or more pass attempts:	vs. Southern Cal, 2019 (32)
Had 35 or more pass completions:	at Clemson, 2015 (35)
Had 30 or more pass completions:	at Clemson, 2015 (35)
Had 25 or more pass completions:	at Georgia, 2019 (29)
Had six or more passing TDs:	vs. Bowling Green, 2019 (6)
Had five or more passing TDs:	vs. Bowling Green, 2019 (6)
Had four or more passing TDs:	vs. Bowling Green, 2019 (6)
Had three or more passing TDs:	vs. Bowling Green, 2019 (6)
Had five or more passes intercepted:	vs. USC, 1967 (7)
Had four or more passes intercepted:	at Arizona State, 2014 (4)
Had three or more passes intercepted:	vs. Ball State, 2018 (3)

Receiving

Had two players with 100 receiving yards in a game:	at Stanford, 2017 (Kevin Stepherson - 112, Equanimeous St. Brown - 111)
Had a player with over 150 receiving yards in a game:	vs. Wake Forest, 2017 (Chase Claypool - 180)
Had two players with 10 catches in a game:	vs. BYU, 2005 (Maurice Stovall - 14, Jeff Samardzija - 10)

Combination Offense

Had a 400-yard passer and 100-yard rusher in a game:	vs. Syracuse, 2016 (DeShone Kizer - 471, Josh Adams - 102)
Had a 300-yard passer and 100-yard rusher in a game:	vs. Navy, 2018 (Ian Book - 330, Dexter Williams - 142)
Had a 400-yard passer and 100-yard receiver in a game:	vs. Syracuse, 2016 (DeShone Kizer - 471, Equanimeous St. Brown - 182)
Had a 300-yard passer and 100-yard receiver in a game:	vs. Northwestern, 2018 (Ian Book - 343, Chase Claypool - 130)
Had a 400-yard passer, 100-yard rusher and 100-yard receiver in a game:	vs. Syracuse, 2016 (DeShone Kizer - 471, Josh Adams - 102, Equanimeous St. Brown - 182)
Had a 300-yard passer, 100-yard rusher and 100-yard receiver in a game:	vs. Syracuse, 2016 (DeShone Kizer - 471, Josh Adams - 102, Equanimeous St. Brown - 182)
Had a 200-yard passer, 100-yard rusher and 100-yard receiver in a game:	vs. Bowling Green, 2019 (Ian Book - 261, Tony Jones Jr. - 102, Javon McKinley - 104)
Had a 400-yard passer and 100-yard rusher in a game:	vs. Syracuse, 2016 (DeShone Kizer - 471, Josh Adams - 102)
Had a 300-yard passer and 100-yard rusher in a game:	vs. Syracuse, 2016 (DeShone Kizer - 471, Josh Adams - 102)
Had a 200-yard passer and 100-yard rusher in a game:	vs. Bowling Green, 2019 (Ian Book - 261, Tony Jones Jr. - 102)
Had a 100-yard receiver and 100-yard rusher in a game:	vs. Bowling Green, 2019 (Tony Jones Jr. - 102, Javon McKinley - 104)

Total Offense

Had 700 or more yards total offense:	vs. Wake Forest, 2017 (710)
Had 650 or more or more yards total offense:	vs. Wake Forest, 2017 (710)
Had 600 or more or more yards total offense:	vs. Wake Forest, 2017 (710)
Had 500 or more yards total offense:	vs. Bowling Green, 2019 (573)
Had 400 or more yards total offense:	vs. Southern Cal, 2019 (473)
Had 100 or more plays total offense:	vs. Pittsburgh, 2012 (104)
Had 85 or more plays total offense:	vs. Stanford, 2018 (88)
Had 75 or more plays total offense:	vs. Southern Cal, 2019 (80)

Scoring

Scored 60 or more points:	vs. New Mexico, 2019 (66)
Scored 50 or more points:	vs. Bowling Green, 2019 (52)
Scored 40 or more points:	vs. Bowling Green, 2019 (52)
Scored 30 or more points:	Southern Cal, 2019 (30)
Scored a two-point conversion:	vs. LSU (Citrus Bowl), 2017
Allowed 60 or more points:	Never
Allowed 50 or more points:	at Texas, 2016 (50)
Allowed 40 or more points:	at USC, 2016 (45)
Allowed 30 or more points:	vs. Clemson, 2019 Cotton Bowl (30-3)
Was held scoreless:	at Boston College, 2008 (17-0)
Was held scoreless at home:	USC, 2007 (38-0)
Was held scoreless on the road:	at Boston College, 2008 (17-0)
Was held without offensive touchdown:	vs. Clemson, 2019 Cotton Bowl (30-3)
Was held without offensive touchdown on the road:	at NC State, 2016 (10-3)
Was held without offensive touchdown at home:	vs. USC, 2007 (38-0)
Held opponent scoreless:	vs. Bowling Green, 2019 (52-0)
Held opponent scoreless at home:	vs. Bowling Green, 2019 (52-0)
Held opponent scoreless on the road:	at Purdue, 1993 (17-0)
Held opponent without offensive touchdown:	vs. Bowling Green, 2019 (52-0)
Held opponent without offensive touchdown on the road/neutral:	vs. Syracuse, 2018 (36-3)
Held opponent without offensive touchdown at home:	vs. Bowling Green, 2019 (52-0)
Held opponent scoreless at neutral site:	vs. Maryland (Giants Stadium – East Rutherford, NJ), 2002 (22-0)
Held two or more opponents scoreless in a season:	2002 vs. Maryland (22-0) vs. Rutgers (42-0)
Held three or more opponents scoreless in a season:	1976 vs. Purdue (23-0) at Northwestern (49-0), vs. Oregon (41-0)
Held four or more opponents scoreless in a season:	1966 vs. Army (35-0) vs. North Carolina (32-0), at Oklahoma (38-0), vs. Pittsburgh (40-0) vs. Duke (64-0), at USC (51-0)
Held five or more opponents scoreless in a season:	1966 vs. Army (35-0) vs. North Carolina (32-0), at Oklahoma (38-0), vs. Pittsburgh (40-0) vs. Duke (64-0), at USC (51-0)
Held six or more opponents scoreless in a season:	1966 vs. Army (35-0) vs. North Carolina (32-0), at Oklahoma (38-0), vs. Pittsburgh (40-0) vs. Duke (64-0), at USC (51-0)
Had multiple players with multiple TDs in a game:	vs. Florida State, 2018 (Dexter Williams – 2, Alizé Mack – 2)

Turnovers

Did not commit a turnover:	vs. Southern Cal, 2019
Committed six or more turnovers:	vs. Navy, 1984 (6)
Committed five or more turnovers:	vs. Boston College, 2015 (5)
Lost four or more fumbles:	vs. Michigan State, 1999 (4)
Lost three or more fumbles:	at Clemson, 2015 (3)
Recorded six or more takeaways:	vs. Michigan, 2012 (6)
Recorded five or more takeaways:	vs. Virginia, 2019 (5)
Returned two or more interceptions for TDs:	vs. Stanford, 2002 (2) (Shane Walton – 18 yards, Courtney Watson – 34 yards)
Returned an interception for a TD:	vs. New Mexico (2019) (Kyle Hamilton – 54 yards)
Returned a fumble for a TD:	vs. Virginia, 2019 (1) (Adetokunbo Ogundejí – 23 yards)

Defense

Held opponent to 50 or fewer rushing yards:	vs. Virginia, 2019 (4)
Held opponent to 100 or fewer passing yards:	vs. Navy, 2018 (52)
Held opponent to 200 or fewer passing yards:	vs. Bowling Green, 2019 (110)
Held opponent to 300 or fewer yards total offense:	vs. Bowling Green, 2019 (228)
Held opponent to 200 or fewer yards total offense:	at NC State, 2016 (198)
Intercepted five or more passes:	vs. Michigan, 2012 (5)
Intercepted four or more passes:	vs. Rutgers (Pinstripe Bowl), 2013 (4)
Intercepted three or more passes:	vs. New Mexico, 2019 (3)
Forced five or more fumbles:	at Louisville, 2019 (5)
Forced four or more fumbles:	vs. Virginia, 2019 (4)
Forced three or more fumbles:	vs. Virginia, 2019 (4)
Scored a safety:	at North Carolina, 2017
Recorded nine or more sacks:	vs. Rutgers, 1996 (9)
Recorded eight or more sacks:	vs. Virginia, 2019 (8)
Recorded seven or more sacks:	vs. Virginia, 2019 (8)
Recorded six or more sacks:	vs. Virginia, 2019 (8)
Recorded five or more sacks:	vs. Virginia, 2019 (8)
Held opponent to 10 or fewer first downs:	vs. Stanford, 2018 (10)

Special Teams

Returned a punt for a TD:	vs. Massachusetts, 2015 (C.J. Sanders, 50 yards)
Returned a blocked punt for a TD:	vs. USC, 2015 (Amir Carlisle, 5 yards)
Returned a kickoff for a TD:	vs. Syracuse, 2016 (C.J. Sanders, 93 yards)
Returned a blocked FG for a TD:	at Air Force, 2006 (Terrail Lambert, 76 yards)
Blocked a punt:	vs. USC, 2015 (Equineameous St. Brown)
Punted 10 or more times:	USC, 2007 (10)
Did not punt:	vs. Navy, 2013
Blocked a field goal:	vs. Bowling Green, 2019 (Julian Okwara)
Had a field goal blocked:	at Texas, 2016
Blocked a PAT kick:	vs. Florida State, 2018 (Jerry Tillery)
Scored on a blocked PAT attempt:	vs. Florida State, 2018 (Julian Love)
Missed a kicking PAT:	vs. Syracuse, 2018
Had a kicking PAT blocked:	vs. Florida State, 2018
Opponent scored on a blocked PAT attempt:	vs. Northwestern, 2014
Had a punt blocked:	at Northwestern, 2018

Miscellaneous

Had 30 or more first downs:	vs. Wake Forest, 2017 (30)
Had 25 or more first downs:	vs. Southern Cal, 2019 (25)
Had 20 or more first downs:	vs. Southern Cal, 2019 (25)
Was not penalized:	at LSU, 1997
Had 10 or more penalties:	at North Carolina, 2017 (10)
Had 120 or more yards in penalties:	at Rutgers, 2000 (120)
Had 40 minutes or more of possession time:	vs. Washington State, 2009 (40:54)
Had 35 minutes or more of possession time:	at North Carolina, 2017 (36:32)
Was involved in a tie game:	at USC, 1994 (17-17)
Was involved in an overtime game:	at Texas, 2016 (47-50)
Was involved in a double overtime game:	at Texas, 2016 (47-50)
Was involved in a triple overtime game:	vs. Pittsburgh, 2012 (29-26)
Was involved in a quadruple overtime game:	vs. Pittsburgh, 2008 (33-36)

A NOTRE DAME PLAYER
Rushing

Rushed for 250 or more yards:	Julius Jones at Pittsburgh, 2003 (262)
Rushed for 200 or more yards:	Dexter Williams vs. Florida State, 2018 (202)
Rushed for 175 or more yards:	Tony Jones, Jr. vs. Southern Cal, 2019 (176)
Rushed for 150 or more yards:	Tony Jones, Jr. vs. Southern Cal, 2019 (176)
Rushed for 125 or more yards:	Tony Jones, Jr. vs. Southern Cal, 2019 (176)
Rushed for 100 or more yards:	Tony Jones, Jr. vs. Southern Cal, 2019 (176)
Quarterback rushed for 200 or more yards:	Brandon Wimbush at Boston College, 2017 (207)
Quarterback rushed for 100 or more yards:	Brandon Wimbush vs. Wake Forest, 2017 (110)
Rushed 40 or more times:	Allen Pinkett at LSU, 1984 (40)
Rushed 35 or more times:	Julius Jones vs. BYU, 2003 (35)
Rushed 30 or more times:	James Aldridge vs. Navy, 2007 (32)
Rushed 25 or more times:	Tony Jones, Jr. vs. Southern Cal (25)
Rushed for four or more TDs:	Brandon Wimbush at Boston College, 2017 (4)
Rushed for three or more TDs:	Tony Jones Jr. vs. Virginia, 2019 (3)
Rushed for two or more TDs:	Dexter Williams vs. Florida State, 2018 (2)
Had a run of 90 yards or more:	Dexter Williams at Virginia Tech, 2018 (97)
Had a run of 80 or more yards:	Dexter Williams at Virginia Tech, 2018 (97)
Had a run of 70 or more yards:	Dexter Williams at Virginia Tech, 2018 (97)
Had a run of 60 or more yards:	Dexter Williams at Virginia Tech, 2018 (97)
Had a run of 50 or more yards:	Braden Lenzy vs. Southern Cal, 2019 (51)

Passing

Passed for 500 or more yards:	Joe Theismann at USC, 1970 (526)
Passed for 400 or more yards:	DeShone Kizer vs. Syracuse, 2016 (471)
Passed for 300 or more yards:	Ian Book vs. New Mexico, 2019 (360)
Attempted 50 or more passes:	Everett Golson at Florida State, 2014 (52)
Attempted 40 or more passes:	Ian Book at Georgia, 2019 (47)
Attempted 30 or more passes:	Ian Book vs. Southern Cal, 2019 (32)
Completed 30 or more passes:	Everett Golson at Florida State, 2014 (31)
Completed 20 or more passes:	Ian Book at Georgia, 2019 (29)
Threw six TDs:	Brady Quinn vs. BYU, 2005 (6)
Threw five or more TDs:	Ian Book vs. Bowling Green, 2019 (5)
Threw four or more TDs:	Ian Book vs. Bowling Green, 2019 (5)
Threw three or more TDs:	Ian Book vs. Bowling Green, 2019 (5)
Threw five or more interceptions:	Terry Hanratty vs. USC, 1967 (5)
Threw four or more interceptions:	Everett Golson at Arizona State, 2014 (4)
Threw three or more interceptions:	Brandon Wimbush vs. Ball State, 2018 (3)
Completed a pass of 90 yards or more:	Dayne Crist vs. Michigan, 2010 (95)
Completed a pass of 80 or more yards:	Brandon Wimbush at Stanford, 2017 (83)
Completed a pass of 70 or more yards:	Brandon Wimbush at Stanford, 2017 (83)
Completed a pass of 60 or more yards:	Ian Book vs. New Mexico, 2019 (65)
Completed a pass of 50 or more yards:	Ian Book vs. New Mexico, 2019 (54, 52, 59, 65)

Receiving

Caught 15 or more passes:	Never
Caught 10 or more passes:	Miles Boykin vs. Stanford, 2018 (11)
Caught seven or more passes:	Cole Kmet at Georgia, 2019 (9)
Had 200 or more yards receiving:	Golden Tate at Stanford, 2009 (201)
Had 175 or more yards receiving:	Chase Claypool vs. Wake Forest, 2017 (180)
Had 150 or more yards receiving:	Chase Claypool vs. Wake Forest, 2017 (180)
Had 100 or more yards receiving:	Javon McKinley vs. Bowling Green, 2019 (104)
Caught four or more TDs:	Maurice Stovall vs. BYU, 2005 (4)
Caught three or more TDs:	Will Fuller at Pittsburgh, 2015 (3)
Caught two or more TDs:	Chase Claypool vs. Bowling Green, 2019 (2)

Total Offense

Had 500 or more yards total offense:	Joe Theismann at USC, 1970 (512)
Had 400 or more yards total offense:	Ian Book vs. New Mexico, 2019 (406)
Had 100 yards both passing and rushing:	Brandon Wimbush vs. Wake Forest, 2017 (280 passing, 110 rushing)

Scoring

Accounted for six or more touchdowns:	Ian Book vs. New Mexico, 2019 (1 rushing, 5 passing)
Accounted for five or more touchdowns:	Ian Book vs. Bowling Green, 2019 (5 passing)
Accounted for four or more touchdowns:	Ian Book vs. Bowling Green, 2019 (5 passing)
Accounted for three or more touchdowns:	Ian Book vs. Bowling Green, 2019 (5 passing)

Defense

Intercepted three or more passes:	Harrison Smith vs. Miami (Fla.), 2010 (3)
Intercepted two or more passes:	Alohi Gilman vs. Syracuse, 2018 (2)
Recovered three or more fumbles:	Never
Forced two fumbles:	Julian Okwara vs. Virginia, 2019 (2)
Recovered two fumbles:	Julian Love vs. Vanderbilt, 2018 (2)
Recorded 20 or more tackles:	Manti Te'o vs. Stanford, 2010 (21)
Recorded 15 or more tackles:	Te'von Coney vs. LSU (Citrus Bowl), 2017 (17)
Recorded 10 or more tackles:	Asmar Bilal vs. Southern Cal, 2019 (11)
Recorded 4.0 or more sacks:	Jerry Tillery vs. Stanford, 2018 (4.0)
Recorded 3.0 or more sacks:	Julian Okwara vs. Virginia, 2019 (3.0)
Recorded 2.0 or more sacks:	Julian Okwara (3.0) and Khalid Kareen (2.5) vs. Virginia, 2019

Special Teams

Scored 17 or more points kicking:	Kyle Brindza vs. Rutgers (Pinstripe Bowl), 2013 (17)
Scored 15 or more points kicking:	Kyle Brindza vs. Rutgers (Pinstripe Bowl), 2013 (17)
Scored 10 or more points kicking:	Jonathan Doerer vs. Southern Cal, 2019 (12)
Kicked five or more field goals:	Kyle Brindza vs. Rutgers (Pinstripe Bowl), 2013 (5)
Kicked four or more field goals:	Justin Yoon vs. Georgia, 2017
Kicked two field goals of 50 or more yards:	Never
Kicked a field goal of 50 or more yards:	Jonathan Doerer vs. Southern Cal, 2019 (52)
Kicked a punt 70 or more yards:	Tyler Newsome vs. Michigan State, 2016 (71)
Kicked a punt 60 or more yards:	Tyler Newsome vs. Vanderbilt, 2018 (63)
Punted 10 or more times:	Geoff Price vs. USC, 2007 (10)
Totaled 175 or more kickoff return yards:	C.J. Sanders at Stanford, 2015 (182)
Totaled 100 or more punt return yards:	C.J. Sanders at Stanford, 2015 (182)

AN OPPOSING TEAM
Rushing

Had 400 or more yards:	Pittsburgh, 1975 (411)
Had 300 or more yards:	Navy, 2015 (318)
Had 200 or more yards:	New Mexico, 2019 (212)
Had 50 or more rushing attempts:	Wake Forest, 2018 (61)
Had five or more rush TDs:	Texas, 2016 (5)
Had four or more rush TDs:	Texas, 2016 (5)
Had two or more players with 100 rush yards in a game:	BYU, 2013
	(Taysom Hill - 101, Paul Lasike - 101)

Passing

Had 400 or more yards:	USC, 2015 (440)
Had 300 or more yards:	Virginia, 2019 (334)
Had 60 or more pass attempts:	Tennessee, 1990 (60)
Had 50 or more pass attempts:	USC, 2018 (51)
Had 40 or more pass attempts:	Virginia, 2019 (43)
Had 30 or more pass completions:	Virginia, 2019 (30)
Had five or more passing TDs:	USC, 2014 (6)
Had four or more passing TDs:	Stanford, 2017 (4)
Had three or more passing TDs:	Stanford, 2017 (4)

Receiving

Had two players with 100 receiving yards in a game:	Virginia, 2019 (Hasise Dubois, 143 and Joe Reed, 107)
---	--

Total Offense

Had 600 or more yards total offense:	Ohio State, 2006 Fiesta Bowl (617)
Had 500 or more yards total offense:	Wake Forest, 2017 (587)
Had 400 or more yards total offense:	Southern Cal, 2019 (426)
Had 90 or more plays:	Wake Forest, 2018 (92)
Had 80 or more plays:	Virginia Tech, 2018 (85)
Had 75 or more plays:	USC, 2018 (75)

Scoring

Scored 60 or more points:	Never
Scored 50 or more points:	Texas, 2016 (50)
Scored 40 or more points:	Miami, Fla., 2017 (41)
Scored more than 30 points:	Stanford, 2017 (38)
Scored a two-point conversion:	Navy, 2018

Turnovers

Did not commit a turnover:	Southern Cal, 2019
Had three or more fumbles lost:	Virginia, 2019 (3)
Intercepted five or more passes:	USC, 1967 (7)
Intercepted four or more passes:	Arizona State, 2014 (4)
Intercepted three or more passes:	Ball State, 2018 (3)
Returned an interception for a TD:	at Miami, Fla., 2017 (Trajan Bandy – 65 yards)
Returned a fumble for a TD:	Pittsburgh, 2015 (Ejuan Price – 32 yards)

Defense

Held ND to 10 or fewer first downs:	at NC State, 2016 (10)
Scored a safety:	vs. Stanford, 2016
Held ND to 50 or fewer rushing yards:	at Georgia, 2019 (46)
Held ND to 200 or fewer passing yards:	vs. Southern Cal, 2019 (165)
Held ND to 100 or fewer passing yards:	at Boston College, 2017 (96)
Held ND to 300 or fewer yards total offense:	at Miami, Fla., 2017 (261)
Held ND to 200 or fewer yards total offense:	at NC State, 2016 (113)

Special Teams

Returned a punt for a TD:	at USC, 2016 (Adore Jackson – 55 yards)
Returned a blocked punt for a TD:	NC State, 2017 (Germaine Pratt – 0 yards)
Returned a kickoff for a TD:	Pittsburgh, 2018 (Maurice Ffrench – 99 yards)
Returned a punt for TD and kickoff for TD in same game:	at USC, 2016 (Adore Jackson – 55 yd PR; 97 yd KO)
Punted 10 or more times:	Boston College, 2010 (11)
Did not punt:	Miami (Fla.), 1985
Missed a kicking PAT:	Massachusetts, 2015

Miscellaneous

Had 30 or more first downs:	Wake Forest, 2017 (34)
Had 20 or more first downs:	vs. Southern Cal, 2019 (25)
Had 10 or more penalties:	NC State, 2017 (12)
Had 100 or more yards in penalties:	Georgia, 2017 (127)
Had 35 minutes or more of possession time:	LSU, 2017 (37:32)
Had one 100-yard receiver and one 100-yard rusher:	Wake Forest, 2017 (Matt Colburn, 120 rushing; Anthony Bachman, 116 receiving)

AN OPPOSING PLAYER

Rushing

Rushed for 300 or more yards:	Tony Dorsett, Pittsburgh, 1975 (303)
Rushed for 200 or more yards:	Alexander Teich, Navy, 2010 (210)
Rushed for 150 or more yards:	Tyler Gaffney, Stanford, 2013 (189)
Rushed for 100 or more yards:	Javian Hawkins, Louisville, 2019 (122)
Rushed 40 or more times:	Craig Heyward, Pittsburgh, 1987 (42)
Rushed 30 or more times:	Tyler Gaffney, Stanford, 2013 (33)
Rushed 25 or more times:	Ezekiel Elliott, Ohio State (Fiesta Bowl), 2015 (27)
Rushed for five or more TDs:	Walter Reyes, Syracuse, 2003 (5)
Rushed for four or more TDs:	Ezekiel Elliott, Ohio State (Fiesta Bowl), 2015 (4)
Rushed for three or more TDs:	Tyrone Swoopes, Texas, 2016 (3)
Rushed for two or more TDs:	Cam Akers, Florida State, 2018 (2)
Had a run of 80 or more yards:	Jeff Smith, Boston College, 2015 (80)
Had a run of 70 or more yards:	Gerald Holmes, Michigan State, 2016 (73)
Had a run of 60 or more yards:	Gerald Holmes, Michigan State, 2016 (73)
Had a run of 50 or more yards:	Malcolm Perry, Navy, 2018 (58)

Passing

Passed for 500 or more yards:	Never
Passed for 400 or more yards:	Matt Leinart, USC, 2004 (400)
Passed for 300 or more yards:	Bryce Perkins, Virginia, 2019 (334)
Attempted 60 or more passes:	Andy Kelly, Tennessee, 1990 (60)
Attempted 50 or more passes:	JT Daniels, USC, 2018 (51)
Attempted 40 or more passes:	Bryce Perkins, Virginia, 2019 (43)
Completed 30 or more passes:	Bryce Perkins, Virginia, 2019 (30)
Completed 20 or more passes:	Kedon Slovis, Southern Cal, 2019 (24)
Threw six or more TDs:	Cody Kessler, USC, 2014 (6)
Threw five or more TDs:	Cody Kessler, USC, 2014 (6)
Threw four or more TDs:	KJ Costello, Stanford, 2017 (4)
Threw three or more TDs:	KJ Costello, Stanford, 2017 (4)
Completed a pass of 90 or more yards:	Kyle Orton, Purdue, 2004 (97)
Completed a pass of 80 or more yards:	Cody Kessler, USC, 2015 (83)
Completed a pass of 70 or more yards:	Eric Dungey, Syracuse, 2016 (72)
Completed a pass of 60 or more yards:	Eric Dungey, Syracuse, 2016 (72)
Completed a pass of 50 or more yards:	Shea Patterson, Michigan, 2018 (52)

Receiving

Caught 15 or more passes:	Jalen Saunders, Oklahoma, 2012 (15)
Caught 10 or more passes:	Quintin Morris, Bowling Green, 2019 (10)
Caught seven or more passes:	Amon St. Brown, Southern Cal, 2019 (8)
Had 200 or more yards receiving:	Selwyn Lymon, Purdue, 2006 (238)
Had 150 or more yards receiving:	Canaan Severin, Virginia, 2015 (153)
Had 100 or more yards receiving:	Amon-Ra St. Brown, Southern Cal, 2019 (112)
Caught three or more TD passes:	Jeremy Gallon, Michigan, 2013 (3)
Caught two or more TD passes:	James Gardner, Miami (Ohio), 2017 (2)

Scoring

Accounted for six or more touchdowns:	Cody Kessler, USC, 2014 (6 passing, 0 rushing)
Accounted for five or more touchdowns:	Eric Dungey, Syracuse, 2016 (2 passing, 3 rushing)
Accounted for four or more touchdowns:	KJ Costello, Stanford, 2017 (4 passing, 0 rushing)
Accounted for three or more touchdowns:	KJ Costello, Stanford, 2017 (4 passing, 0 rushing)

Defense

Intercepted three or more passes:	Rod Johnson, North Carolina State, 2003 (3)
Intercepted two or more passes:	Justin Simmons, Boston College, 2015 (2)
Recorded three or more sacks:	Bradley Chubb, NC State, 2016 (3.0)
Recorded two or more sacks:	Marlon Tuipolotu, USC, 2018 (2.0)

Special Teams

Kicked four or more field goals:	Jack Mitchell, Northwestern, 2014 (4)
Kicked a field goal 50 or more yards:	Matt Payne, BYU, 2004 (53)
Kicked a punt of 65 or more yards:	Jake Bailey, Stanford, 2017 (65)
Totalled 100 or more kick return yards:	Jaylen Samuels, NC State, 2017 (116)

2019 Notre Dame Football
Notre Dame Overall Team Statistics (as of Oct 12, 2019)
All games

Team Statistics	ND	OPP
SCORING	235	101
Points Per Game	39.2	16.8
Points Off Turnovers	70	6
FIRST DOWNS	128	119
Rushing	60	55
Passing	58	58
Penalty	10	6
RUSHING YARDAGE	1131	906
Yards gained rushing	1242	1150
Yards lost rushing	111	244
Rushing Attempts	213	232
Average Per Rush	5.3	3.9
Average Per Game	188.5	151.0
TDs Rushing	13	6
PASSING YARDAGE	1572	1171
Comp-Att-Int	115-181-2	111-188-6
Average Per Pass	8.7	6.2
Average Per Catch	13.7	10.5
Average Per Game	262.0	195.2
TDs Passing	16	5
TOTAL OFFENSE	2703	2077
Total Plays	394	420
Average Per Play	6.9	4.9
Average Per Game	450.5	346.2
KICK RETURNS: #-Yards	8-153	14-241
PUNT RETURNS: #-Yards	8-52	9-36
INT RETURNS: #-Yards	6-36	2-11
KICK RETURN AVERAGE	19.1	17.2
PUNT RETURN AVERAGE	6.5	4.0
INT RETURN AVERAGE	6.0	5.5
FUMBLES-LOST	6-2	17-8
PENALTIES-Yards	38-258	33-267
Average Per Game	43.0	44.5
PUNTS-Yards	25-1035	32-1346
Average Per Punt	41.4	42.1
Net punt average	39.2	37.3
KICKOFFS-Yards	42-2472	24-1368
Average Per Kick	58.9	57.0
Net kick average	40.0	37.1
TIME OF POSSESSION/Game	27:09	32:51
3RD-DOWN Conversions	33/78	31/89
3rd-Down Pct	42%	35%
4TH-DOWN Conversions	8/12	3/9
4th-Down Pct	67%	33%
SACKS BY-Yards	18-134	9-55
MISC YARDS	0	0
TOUCHDOWNS SCORED	31	11
FIELD GOALS-ATTEMPTS	6-7	8-9
ON-SIDE KICKS	0-0	1-1
RED-ZONE SCORES	(22-22) 100%	(13-14) 93%
RED-ZONE TOUCHDOWNS	(19-22) 86%	(8-14) 57%
PAT-ATTEMPTS	(31-31) 100%	(11-11) 100%
ATTENDANCE	310488	151433
Games/Avg Per Game	4/77622	2/75716
Neutral Site Games		0/0

Score by Quarters	1st	2nd	3rd	4th	OT	Total
Notre Dame	56	79	48	52	0	235
Opponents	24	24	16	37	0	101

2019 Notre Dame Football
Notre Dame Overall Individual Statistics (as of Oct 12, 2019)
All games

Rushing	gp	att	gain	loss	net	avg	td	lg	avg/g
JONES Jr., Tony	6	80	567	10	557	7.0	4	43	92.8
BOOK, Ian	6	49	245	57	188	3.8	3	37	31.3
SMITH, Jahmir	4	19	94	1	93	4.9	2	24	23.2
LENZY, Braden	3	3	68	0	68	22.7	1	51	22.7
FLEMISTER, C'Bo	5	24	71	11	60	2.5	3	11	12.0
JURKOVEC, Phil	2	7	68	9	59	8.4	0	23	29.5
CLARK, Bendon	2	5	33	0	33	6.6	0	14	16.5
WILLIAMS, Kyren	4	4	28	2	26	6.5	0	14	6.5
ASSAF, Mick	4	7	25	2	23	3.3	0	13	5.8
KEYS III, Lawrence	5	3	15	1	14	4.7	0	8	2.8
FINKE, Chris	6	1	7	0	7	7.0	0	7	1.2
ARMSTRONG, Jafar	2	3	10	4	6	2.0	0	5	3.0
YOUNG, Michael	3	1	2	0	2	2.0	0	2	0.7
DAVIS, Avery	4	3	9	9	0	0.0	0	6	0.0
TEAM	2	4	0	5	-5	-1.2	0	0	-2.5
Total	6	213	1242	111	1131	5.3	13	51	188.5
Opponents	6	232	1150	244	906	3.9	6	47	151.0

Passing	gp	effc	comp-att-int	pct	yds	td	lg	avg/g
BOOK, Ian	6	157.54	108-171-2	63.2	1419	14	65	236.5
JURKOVEC, Phil	2	225.60	6-9-0	66.7	131	1	52	65.5
CLARK, Bendon	2	614.80	1-1-0	100.0	22	1	22	11.0
Total	6	163.45	115-181-2	63.5	1572	16	65	262.0
Opponents	6	113.76	111-188-6	59.0	1171	5	43	195.2

Receiving	gp	no.	yds	avg	td	lg	avg/g
CLAYPOOL, Chase	6	27	394	14.6	4	37	65.7
KMET, Cole	4	21	265	12.6	3	37	66.2
FINKE, Chris	6	15	182	12.1	1	54	30.3
TREMBLE, Tommy	6	9	136	15.1	2	29	22.7
McKINLEY, Javon	6	8	200	25.0	3	65	33.3
KEYS III, Lawrence	5	7	70	10.0	0	28	14.0
DAVIS, Avery	4	6	98	16.3	2	59	24.5
JONES Jr., Tony	6	6	36	6.0	0	12	6.0
YOUNG, Michael	3	6	21	3.5	0	8	7.0
LENZY, Braden	3	4	87	21.8	1	52	29.0
WRIGHT, Brock	6	2	45	22.5	0	40	7.5
ARMSTRONG, Jafar	2	1	16	16.0	0	16	8.0
FLEMISTER, C'Bo	5	1	13	13.0	0	13	2.6
SMITH, Jahmir	4	1	6	6.0	0	6	1.5
WILLIAMS, Kyren	4	1	3	3.0	0	3	0.8
Total	6	115	1572	13.7	16	65	262.0
Opponents	6	111	1171	10.5	5	43	195.2

Punt Returns	no.	yds	avg	td	lg
FINKE, Chris	6	50	8.3	0	25
J. WILKINS	2	2	1.0	0	2
Total	8	52	6.5	0	25
Opponents	9	36	4.0	0	10

Interceptions	no.	yds	avg	td	lg
HAMILTON, Kyle	2	34	17.0	1	34
ELLIOTT, Jalen	2	2	1.0	0	2
S. CRAWFORD	1	0	0.0	0	0
GILMAN, Alohi	1	0	0.0	0	0
Total	6	36	6.0	1	34
Opponents	2	11	5.5	0	11

Kick Returns	no.	yds	avg	td	lg
KEYS III, Lawrence	2	61	30.5	0	45
WILLIAMS, Kyren	2	35	17.5	0	19
YOUNG, Michael	2	48	24.0	0	32
SIMON, Shayne	1	9	9.0	0	9
WRIGHT, Brock	1	0	0.0	0	0
Total	8	153	19.1	0	45
Opponents	14	241	17.2	0	26

Fumble Returns	no.	yds	avg	td	lg
BRACY, Tariq	1	9	9.0	0	9
OGUNDEJI, Adetokunb	1	23	23.0	1	23
D. HAYES	1	2	2.0	0	2
Tagovailoa-Amosa, M.	1	48	48.0	0	48
Total	4	82	20.5	1	48
Opponents	0	0	0.0	0	0



2019 Notre Dame Football
Notre Dame Overall Individual Statistics (as of Oct 12, 2019)
All games

Scoring	td	fg	PAT				dxp	saf	pts	Total Offense						
			kick	rush	rcv	pass				g	plays	rush	pass	total	avg/g	
DOERER, Jonathan	-	6-7	27-27	-	-	-	-	-	45	BOOK, Ian	6	220	188	1419	1607	267.8
CLAYPOOL, Chase	4	-	-	-	-	-	-	-	24	JONES Jr., Tony	6	80	557	0	557	92.8
JONES Jr., Tony	4	-	-	-	-	-	-	-	24	JURKOVEC, Phil	2	16	59	131	190	95.0
FLEMISTER, C'Bo	3	-	-	-	-	-	-	-	18	SMITH, Jahmir	4	19	93	0	93	23.2
KMET, Cole	3	-	-	-	-	-	-	-	18	LENZY, Braden	3	3	68	0	68	22.7
McKINLEY, Javon	3	-	-	-	-	-	-	-	18	FLEMISTER, C'Bo	5	24	60	0	60	12.0
BOOK, Ian	3	-	-	-	-	-	-	-	18	CLARK, Bendon	2	6	33	22	55	27.5
SMITH, Jahmir	2	-	-	-	-	-	-	-	12	WILLIAMS, Kyren	4	4	26	0	26	6.5
DAVIS, Avery	2	-	-	-	-	-	-	-	12	ASSAF, Mick	4	7	23	0	23	5.8
TREMBLE, Tommy	2	-	-	-	-	-	-	-	12	KEYS III, Lawrence	5	3	14	0	14	2.8
LENZY, Braden	2	-	-	-	-	-	-	-	12	FINKE, Chris	6	1	7	0	7	1.2
HAMILTON, Kyle	1	-	-	-	-	-	-	-	6	ARMSTRONG, Jafar	2	3	6	0	6	3.0
FINKE, Chris	1	-	-	-	-	-	-	-	6	YOUNG, Michael	3	1	2	0	2	0.7
OGUNDEJI, Adetokunb	1	-	-	-	-	-	-	-	6	TEAM	2	4	-5	0	-5	-2.5
LEONARD, Harrison	-	-	4-4	-	-	-	-	-	4	Total	6	394	1131	1572	2703	450.5
Total	31	6-7	31-31	-	-	-	-	-	235	Opponents	6	420	906	1171	2077	346.2
Opponents	11	8-9	11-11	-	-	-	-	-	101							

Field Goals	fg	pct.	01-19	20-29	30-39	40-49	50-99	lg	blk	Punting	no.	yds	avg	lg	tb	fc	i20	50+	blk
DOERER, Jonathan	6-7	85.7	0-0	2-2	1-1	2-3	1-1	52	0	BRAMBLETT, Jay	25	1035	41.4	58	1	10	8	1	0
										Total	25	1035	41.4	58	1	10	8	1	0
										Opponents	32	1346	42.1	63	5	9	8	8	0
FG Sequence	Notre Dame	Opponents			Kickoffs														
Louisville	-	(42)			no.	yds	avg	tb	ob	retn	net	ydln							
New Mexico	(36)	-			DOERER, Jonathan	40	2392	59.8	22	1									
Georgia	(27)	(40),(31),(43)			LEONARD, Harrison	2	80	40.0	0	0									
Virginia	47	(32),(27)			Total	42	2472	58.9	22	1	17.2	40.0	24						
Bowling Green	(27)	40			Opponents	24	1368	57.0	13	0	19.1	37.1	27						
USC	(45),(52),(43)	(40),(27)																	

Numbers in (parentheses) indicate field goal was made.



2019 Notre Dame Football
Notre Dame Individual Season/Career Statistics (as of Oct 17, 2019)
All games

	SEASON								CAREER							
All Purpose	g	rush	rcv	pr	kr	ir	total	avg/g	g	rush	rcv	pr	kr	ir	total	avg/g
JONES Jr., Tony	6	557	36	0	0	0	593	98.8	31	1181	205	0	18	0	1404	45.3
CLAYPOOL, Cha	6	0	394	0	0	0	394	65.7	43	6	1516	0	0	0	1522	35.4
KMET, Cole	4	0	265	0	0	0	265	66.2	28	0	441	0	11	0	452	16.1
FINKE, Chris	6	7	182	50	0	0	239	39.8	42	26	977	472	85	0	1560	37.1
McKINLEY, Javo	6	0	200	0	0	0	200	33.3	16	0	200	0	0	0	200	12.5
BOOK, Ian	6	188	0	0	0	0	188	31.3	28	675	0	0	0	0	675	24.1
LENZY, Braden	3	68	87	0	0	0	155	51.7	3	68	87	0	0	0	155	51.7
KEYS III, Lawren	5	14	70	0	61	0	145	29.0	5	14	70	0	61	0	145	29.0
TREMBLE, Tom	6	0	136	0	0	0	136	22.7	6	0	136	0	0	0	136	22.7
SMITH, Jahmir	4	93	6	0	0	0	99	24.8	4	93	6	0	0	0	99	24.8
DAVIS, Avery	4	0	98	0	0	0	98	24.5	13	70	128	0	0	0	198	15.2
FLEMISTER, C'B	4	60	13	0	0	0	73	18.2	6	60	13	0	65	0	138	23.0
YOUNG, Michael	3	2	21	0	48	0	71	23.7	29	7	177	0	257	0	441	15.2
WILLIAMS, Kyre	4	26	3	0	35	0	64	16.0	4	26	3	0	35	0	64	16.0
JURKOVEC, Phil	2	59	0	0	0	0	59	29.5	4	68	0	0	0	0	68	17.0
WRIGHT, Brock	6	0	45	0	0	0	45	7.5	30	0	57	0	0	0	57	1.9
HAMILTON, Kyle	6	0	0	0	0	34	34	5.7	6	0	0	0	0	34	34	5.7
CLARK, Bendon	2	33	0	0	0	0	33	16.5	2	33	0	0	0	0	33	16.5
ASSAF, Mick	6	23	0	0	0	0	23	3.8	7	23	0	0	0	0	23	3.3
ARMSTRONG, J	2	6	16	0	0	0	22	11.0	12	389	175	0	20	0	584	48.7
SIMON, Shayne	6	0	0	0	9	0	9	1.5	15	0	0	0	9	0	9	0.6
J. WILKINS	4	0	0	2	0	0	2	0.5	6	0	0	2	0	0	2	0.3
ELLIOTT, Jalen	6	0	0	0	0	2	2	0.3	44	0	0	0	0	68	68	1.5
TEAM	2	-2	0	0	0	0	-2	-1.0								
Total	6	1134	1572	52	153	36	2947	491.2								
Opponents	6	924	1171	36	241	11	2383	397.2								

Field Goals	att	good	long	blkd	att	good	long	blkd
DOERER, Jonathan	7	6	52	0	8	7	52	0
Total	7	6	52	0				
Opponents	9	8	43	1				

Punting	no.	yds	avg	lg	blk	no.	yds	avg	lg	blk
BRAMBLETT, Jay	25	1035	41.4	58	0	25	1035	41.4	58	0
Total	25	1035	41.4	58	0					
Opponents	32	1346	42.1	63	0					

Kickoffs	no.	yds	avg	tb	ob	no.	yds	avg	tb	ob
DOERER, Jonathan	39	2416	61.9	22	1	127	7721	60.8	56	5
LEONARD, Harrison	2	80	40.0	0	0	2	80	40.0	0	0
Total	41	2496	60.9	22	1					
Opponents	23	1353	58.8	13	0					



2019 Notre Dame Football
Notre Dame Individual Season/Career Statistics (as of Oct 17, 2019)
All games

SEASON												CAREER											
##	Defensive Leaders	gp	ua	a	total	tfl	sack	int	pbu	fr	ff	blk	gp	ua	a	total	tfl	sack	int	pbu	fr	ff	blk
11	GILMAN, Alohi	6	17	21	38	1.5	.	1	1	1	1	.	19	76	57	133	4.5	.	3	6	1	4	.
60	OWUSU-KORAMOA, H.	6	28	9	37	5.5	1.0	.	.	.	1	.	8	28	9	37	5.5	1.0	.	.	.	1	.
22	BILAL, Asmar	6	22	13	35	5.0	44	65	67	132	12.5	1.0	.	1	1	.	.
40	WHITE, Drew	6	17	12	29	7.0	1.0	.	1	.	.	.	10	19	18	37	7.0	1.0	.	1	.	.	.
21	ELLIOTT, Jalen	6	17	9	26	0.0	.	2	2	.	.	.	44	84	66	150	1.0	0.5	6	11	.	1	.
14	HAMILTON, Kyle	6	15	6	21	0.0	.	2	2	.	.	.	6	15	6	21	0.0	.	2	2	.	.	.
28	BRACY, Tariq	6	15	5	20	0.0	.	.	5	1	1	.	18	29	9	38	0.0	.	.	5	1	2	.
53	KAREEM, Khalid	6	10	10	20	5.0	3.5	36	43	40	83	21.0	11.0	.	7	1	1	.
5	PRIDE Jr., Troy	6	13	5	18	0.0	.	.	3	.	.	.	38	74	25	99	2.5	.	3	15	2	1	.
95	Tagovailoa-Amosa, M.	6	7	7	14	2.0	0.5	.	1	1	.	.	6	7	7	14	2.0	0.5	.	1	1	.	.
91	OGUNDEJI, Adetokunbo	6	5	9	14	1.5	.	.	.	1	1	.	24	16	20	36	4.5	1.5	.	1	1	2	.
52	BAUER, Bo	6	11	3	14	2.0	19	18	6	24	2.0
42	OKWARA, Julian	6	7	5	12	5.0	4.0	.	.	1	2	1	42	45	26	71	22.0	14.5	2	1	1	4	1
5A	ADEMILOLA, Jayson	6	4	8	12	2.5	.	.	1	.	.	.	18	15	16	31	4.0	0.5	.	1	.	.	.
2A	S. CRAWFORD	4	11	1	12	0.0	.	1	2	.	.	.	18	36	14	50	1.5	1.5	4	7	2	1	.
1M	MOALA, Paul	6	3	6	9	0.0	14	4	6	10	0.0
44	JONES, Jamir	4	6	2	8	4.0	3.0	.	1	.	1	.	4	6	2	8	4.0	3.0	.	1	.	1	.
41	HINISH, Kurt	6	3	5	8	3.5	2.0	.	.	.	1	.	31	10	19	29	6.0	3.5	.	.	.	1	.
9A	D. HAYES	4	5	1	6	3.0	1.0	.	.	1	.	.	41	42	36	78	14.5	6.0	.	3	4	1	.
5L	LACEY, Jacob	6	3	3	6	1.5	0.5	6	3	3	6	1.5	0.5
31	LAMB, Jack	6	3	2	5	1.0	.	.	.	1	.	.	6	3	2	5	1.0	.	.	.	1	.	.
2	GENMARK-HEATH, J.	6	4	1	5	0.0	32	20	17	37	0.0
33	SIMON, Shayne	6	1	3	4	1.5	15	3	5	8	2.0	.	.	1	.	.	.
8V	VAUGHN, Donte	3	1	3	4	0.0	33	24	21	45	0.0	.	1	6	.	.	.
94	FOSKEY, Isaiah	2	.	3	3	0.0	2	.	3	3	0.0
1B	BROWN, DJ	5	1	2	3	0.0	6	1	2	3	0.0
83	CLAYPOOL, Chase	6	2	1	3	0.0	.	.	.	1	.	.	43	17	6	23	0.0	.	.	.	1	.	.
26	AGORO, Temitope	6	3	.	3	0.0	18	3	.	3	0.0
1A	ADEMIOLA, Justin	2	2	.	2	0.0	2	2	.	2	0.0
5C	CROSS III, Howard	2	.	2	2	0.0	2	.	2	2	0.0
7P	PELINI, Patrick	2	2	.	2	0.0	2	2	.	2	0.0
29	OGHOUFO, Ovie	3	.	2	2	0.5	0.5	3	.	2	2	0.5	0.5
90	H. SPEARS	2	.	1	1	0.0	2	.	1	1	0.0
1G	N. OSAFO-MENSAH	2	.	1	1	0.0	2	.	1	1	0.0
84	KMET, Cole	4	1	.	1	0.0	28	3	1	4	0.0	1	.
16	WALLACE, KJ	4	.	1	1	0.0	4	.	1	1	0.0
3E	O. EKWONU	1	1	.	1	0.0	1	1	.	1	0.0
6	JONES Jr., Tony	6	1	.	1	0.0	1	.	31	7	3	10	0.0	1	.
Total		6	241	162	403	52	18	6	19	8	9	1											
Opponents		6	227	124	351	30	9	2	19	2	2	.											



2019 Notre Dame Football Notre Dame Team Game-by-Game (as of Oct 12, 2019) All games

TEAM STATISTICS

Date	Opponent	Rushing				Receiving				Passing				Kick Returns				Punt Returns				tot off
		no.	yds	td	lg	no.	yds	td	lg	cmp-att-int	yds	td	lg	no.	yds	td	lg	no.	yds	td	lg	
Sep 02	at Louisville	42	230	4	37	14	193	1	34	14-23-0	193	1	34	1	16	0	16	1	-2	0	0	423
Sep 14	NEW MEXICO	38	157	2	24	17	434	6	65	17-27-0	434	6	65	2	64	0	45	2	17	0	17	591
Sep 21	at Georgia	14	46	0	9	29	275	2	31	29-47-2	275	2	31	1	9	0	9	0	0	0	0	321
Sep 28	VIRGINIA	37	157	4	30	17	165	0	37	17-25-0	165	0	37	1	16	0	16	1	1	0	1	322
Oct 05	BOWLING GREEN	34	233	1	36	21	340	6	40	21-27-0	340	6	40	0	0	0	0	4	36	0	25	573
Oct 12	USC	48	308	2	51	17	165	1	26	17-32-0	165	1	26	3	48	0	32	0	0	0	0	473
Notre Dame		213	1131	13	51	115	1572	16	65	115-181-2	1572	16	65	8	153	0	45	8	52	0	25	2703
		232	906	6	47	111	1171	5	43	111-188-6	1171	5	43	14	241	0	26	9	36	0	10	2077

Games: 6 • Avg/rush: 5.3 • Avg/catch: 13.7 • Pass effc: 163.45 • KR avg: 19.1 • PR avg: 6.5 • All purpose avg/game: 490.7 • Total offense avg/gm: 450.5

Date	Opponent	Tackles				Sacks		Fumble		Pass Defense			blkd	PAT Attempts			off	
		ua	a	total	tfl-yds	no-yds	ff	fr-yds	int-yds	qbh	brup	kick	kick	rush	rcv	saf	t/o	pts
Sep 02	at Louisville	48	16	64	10.0-35	4.0-13	2	3-2	0-0	3	5	0	5-5	0	0	0	7	35
Sep 14	NEW MEXICO	42	26	68	8.0-20	0.0-0	0	1-9	3-36	6	5	0	9-9	0	0	0	28	66
Sep 21	at Georgia	31	34	65	6.0-18	0.0-0	1	1-0	0-0	0	2	0	2-2	0	0	0	7	17
Sep 28	VIRGINIA	45	16	61	13.0-61	8.0-55	4	3-71	2-0	5	3	0	5-5	0	0	0	28	35
Oct 05	BOWLING GREEN	37	32	69	8.0-34	2.0-25	1	0-0	1-0	7	2	1	7-7	0	0	0	0	52
Oct 12	USC	38	38	76	7.0-32	4.0-26	1	0-0	0-0	7	2	0	3-3	0	0	0	0	30
Notre Dame		241	162	403	52.0-200	17.0-119	9	8-82	6-36	28	19	1	31-31	0	0	0	70	235
		227	124	351	30.0-113	8.0-53	2	2-0	2-11	12	19	0	11-11	0	0	0	6	101

		Punting										Field Goals			Kickoffs				
Date	Opponent	no.	yds	avg	long	blkd	tb	fc	50+	i20	md-att	long	blkd	no.	yds	avg	tb	ob	
Sep 02	at Louisville	6	236	39.3	46	0	0	5	0	2	0-0	0	0	6	371	61.8	2	0	
Sep 14	NEW MEXICO	4	163	40.8	48	0	0	1	0	2	1-1	36	0	10	567	56.7	4	1	
Sep 21	at Georgia	4	190	47.5	58	0	0	2	1	3	1-1	27	0	3	175	58.3	1	0	
Sep 28	VIRGINIA	6	234	39.0	44	0	0	2	0	0	0-1	0	0	6	377	62.8	4	0	
Oct 05	BOWLING GREEN	2	91	45.5	49	0	0	0	0	1	1-1	27	0	9	572	63.6	7	0	
Oct 12	USC	3	121	40.3	46	0	1	0	0	0	3-3	52	0	8	410	51.2	4	0	
Notre Dame		25	1035	41.4	58	0	1	10	1	8	6-7	52	0	42	2472	58.9	22	1	
		32	1346	42.1	63	0	5	9	8	8	8-9	43	1	24	1368	57.0	13	0	

2019 Notre Dame Football Notre Dame Team Game-by-Game Comparison (as of Oct 12, 2019) All games

Opponent	Score	First Downs				Rushing Number-Yards	Passing		Total Offense Plays-Yards	Return Yards	Turn- Overs
		Total	Rush	Pass	Pen		Comp-Att-Int	Yards			
Louisville	35 - 17	18 / 21	9 / 14	9 / 6	0 / 1	42-230 / 47-249	14-23-0 / 12-28-0	193 / 134	65-423 / 75-383	16 / 59	1 / 3
NEW MEXICO	66 - 14	25 / 22	9 / 11	12 / 7	4 / 4	38-157 / 46-212	17-27-0 / 10-29-3	434 / 151	65-591 / 75-363	126 / 32	0 / 4
Georgia	17 - 23	14 / 18	3 / 7	10 / 11	1 / 0	14-46 / 33-152	29-47-2 / 20-26-0	275 / 187	61-321 / 59-339	9 / 28	2 / 1
VIRGINIA	35 - 20	19 / 19	9 / 5	7 / 13	3 / 1	37-157 / 29-4	17-25-0 / 30-43-2	165 / 334	62-322 / 72-338	88 / 56	1 / 5
BOWLING GREEN	52 - 0	27 / 14	13 / 7	13 / 7	1 / 0	34-233 / 42-118	21-27-0 / 15-27-1	340 / 110	61-573 / 69-228	36 / 29	0 / 1
USC	30 - 27	25 / 25	17 / 11	7 / 14	1 / 0	48-308 / 35-171	17-32-0 / 24-35-0	165 / 255	80-473 / 70-426	48 / 84	0 / 0
Totals	235 - 101	128 / 119	60 / 55	58 / 58	10 / 6	213-1131 / 232-906	115-181-2 / 111-188-6	1572 / 1171	394-2703 / 420-2077	323 / 288	4 / 14

	3rd Down	4th Down	Time of	TOP	Avg	Avg	Avg	Punting	Penalties	
Opponent	Conversions	Conversions	Possession	Margin	Yds/Rush	Yds/Pass	Yds/Play	Number-Avg	Number-Yards	Sacks
Louisville	5-12 / 6-15	0-1 / 1-2	28:00 / 32:00	-4:00	5.5 / 5.3	8.4 / 4.8	6.5 / 5.1	6-39.3 / 5-41.4	4-20 / 8-50	4 / 3
NEW MEXICO	1-10 / 4-18	5-5 / 1-3	24:54 / 35:06	-10:12	4.1 / 4.6	16.1 / 5.2	9.1 / 4.8	4-40.8 / 6-46.5	7-53 / 5-39	0 / 1
Georgia	4-13 / 4-11	1-3 / 0-0	25:29 / 34:31	-9:02	3.3 / 4.6	5.9 / 7.2	5.3 / 5.7	4-47.5 / 4-35.2	12-85 / 6-43	0 / 0
VIRGINIA	6-15 / 4-14	2-2 / 1-2	26:28 / 33:32	-7:04	4.2 / 0.1	6.6 / 7.8	5.2 / 4.7	6-39.0 / 4-40.5	9-50 / 6-52	8 / 4
BOWLING GREEN	8-11 / 8-19	0-0 / 0-2	26:40 / 33:20	-6:40	6.9 / 2.8	12.6 / 4.1	9.4 / 3.3	2-45.5 / 8-43.2	1-5 / 6-39	2 / 0
USC	9-17 / 5-12	0-1 / 0-0	31:24 / 28:36	2:48	6.4 / 4.9	5.2 / 7.3	5.9 / 6.1	3-40.3 / 5-42.2	5-45 / 2-44	4 / 1
Totals	33-78 / 31-89	8-12 / 3-9	162:55 / 197:05	-34:10	5.3 / 3.9	8.7 / 6.2	6.9 / 4.9	25-41.4 / 32-42.1	38-258 / 33-267	18 / 9

NOTRE DAME INDIVIDUAL GAME HIGHS

Rushes	25	JONES Jr., Tony vs USC (Oct 12, 2019)
Yards Rushing	176	JONES Jr., Tony vs USC (Oct 12, 2019)
TD Rushes	3	JONES Jr., Tony vs Virginia (Sep 28, 2019)
Long Rush	51	LENZY, Braden vs USC (Oct 12, 2019)
Pass attempts	47	BOOK, Ian at Georgia (Sep 21, 2019)
Pass completions	29	BOOK, Ian at Georgia (Sep 21, 2019)
Yards Passing	360	BOOK, Ian vs New Mexico (Sep 14, 2019)
TD Passes	5	BOOK, Ian vs New Mexico (Sep 14, 2019)
	5	BOOK, Ian vs Bowling Green (Oct 05, 2019)
Long Pass	65	BOOK, Ian vs New Mexico (Sep 14, 2019)
Receptions	9	KMET, Cole at Georgia (Sep 21, 2019)
Yards Receiving	108	KMET, Cole at Georgia (Sep 21, 2019)
TD Receptions	2	McKINLEY, Javon vs New Mexico (Sep 14, 2019)
	2	CLAYPOOL, Chase vs Bowling Green (Oct 05, 2019)
Long Reception	65	McKINLEY, Javon vs New Mexico (Sep 14, 2019)
Field Goals	3	DOERER, Jonathan vs USC (Oct 12, 2019)
Long Field Goal	52	DOERER, Jonathan vs USC (Oct 12, 2019)
Punts	6	BRAMBLETT, Jay at Louisville (Sep 02, 2019)
	6	BRAMBLETT, Jay vs Virginia (Sep 28, 2019)
Punting Avg	47.5	BRAMBLETT, Jay at Georgia (Sep 21, 2019)
Long Punt	58	BRAMBLETT, Jay at Georgia (Sep 21, 2019)
Punts inside 20	3	BRAMBLETT, Jay at Georgia (Sep 21, 2019)
Long Punt Return	25	FINKE, Chris vs Bowling Green (Oct 05, 2019)
Long Kickoff Return	45	KEYS III, Lawrence vs New Mexico (Sep 14, 2019)
Tackles	11	BLAL, Asmar vs USC (Oct 12, 2019)
Sacks	3.0	OKWARA, Julian vs Virginia (Sep 28, 2019)
Tackles For Loss	3.0	OKWARA, Julian vs Virginia (Sep 28, 2019)
Interceptions	1	S. CRAWFORD vs New Mexico (Sep 14, 2019)
	1	ELLIOTT, Jalen vs New Mexico (Sep 14, 2019)
	1	HAMILTON, Kyle vs New Mexico (Sep 14, 2019)
	1	GILMAN, Alohi vs Virginia (Sep 28, 2019)
	1	HAMILTON, Kyle vs Virginia (Sep 28, 2019)
	1	ELLIOTT, Jalen vs Bowling Green (Oct 05, 2019)

OPPONENT INDIVIDUAL GAME HIGHS

Rushes	19	Hawkins, J., at Louisville (Sep 02, 2019)
Yards Rushing	122	Hawkins, J., at Louisville (Sep 02, 2019)
TD Rushes	2	Pass, J., at Louisville (Sep 02, 2019)
Long Rush	47	B. CARROLL, vs New Mexico (Sep 14, 2019)
Pass attempts	43	B. PERKINS, vs Virginia (Sep 28, 2019)
Pass completions	30	B. PERKINS, vs Virginia (Sep 28, 2019)
Yards Passing	334	B. PERKINS, vs Virginia (Sep 28, 2019)
TD Passes	2	B. PERKINS, vs Virginia (Sep 28, 2019)
	2	SLOVIS, KEDON, vs USC (Oct 12, 2019)
Long Pass	43	B. PERKINS, vs Virginia (Sep 28, 2019)
Receptions	10	Q. MORRIS, vs Bowling Green (Oct 05, 2019)
Yards Receiving	143	H. DUBOIS, vs Virginia (Sep 28, 2019)
TD Receptions	1	Lawrence Cager, at Georgia (Sep 21, 2019)
	1	J. REED, vs Virginia (Sep 28, 2019)
	1	H. DUBOIS, vs Virginia (Sep 28, 2019)
	1	ST. BROWN, AMON, vs USC (Oct 12, 2019)
	1	VAUGHNS, TYLER, vs USC (Oct 12, 2019)
Long Reception	43	J. REED, vs Virginia (Sep 28, 2019)
Field Goals	3	R. Blankenship, at Georgia (Sep 21, 2019)
Long Field Goal	43	R. Blankenship, at Georgia (Sep 21, 2019)
Punts	8	M. NARANJO, vs Bowling Green (Oct 05, 2019)
Punting Avg	46.5	T. DYER, vs New Mexico (Sep 14, 2019)
Long Punt	63	T. DYER, vs New Mexico (Sep 14, 2019)
Punts inside 20	3	T. DYER, vs New Mexico (Sep 14, 2019)
Long Punt Return	10	ST. BROWN, AMON, vs USC (Oct 12, 2019)
Long Kickoff Return	26	Hall, H., at Louisville (Sep 02, 2019)
Tackles	12	A. SOTOLONGO, vs Bowling Green (Oct 05, 2019)
Sacks	1.0	Burns, R., at Louisville (Sep 02, 2019)
	1.0	Okeke, N., at Louisville (Sep 02, 2019)
	1.0	A. HART, vs New Mexico (Sep 14, 2019)
	1.0	J. MACK, vs Virginia (Sep 28, 2019)
	1.0	N. TAYLOR, vs Virginia (Sep 28, 2019)
	1.0	Z. ZANDIER, vs Virginia (Sep 28, 2019)
	1.0	E. HANBACK, vs Virginia (Sep 28, 2019)
	1.0	HOUSTON, JOHN, vs USC (Oct 12, 2019)
Tackles For Loss	2.5	JACKSON, DRAKE, vs USC (Oct 12, 2019)
Interceptions	1	Divaad Wilson, at Georgia (Sep 21, 2019)
	1	J.R. Reed, at Georgia (Sep 21, 2019)

NOTRE DAME TEAM GAME HIGHS

Rushes	48	vs USC (Oct 12, 2019)
Yards Rushing	308	vs USC (Oct 12, 2019)
Yards Per Rush	6.9	vs Bowling Green (Oct 05, 2019)
TD Rushes	4	at Louisville (Sep 02, 2019)
	4	vs Virginia (Sep 28, 2019)
Pass attempts	47	at Georgia (Sep 21, 2019)
Pass completions	29	at Georgia (Sep 21, 2019)
Yards Passing	434	vs New Mexico (Sep 14, 2019)
Yards Per Pass	16.1	vs New Mexico (Sep 14, 2019)
TD Passes	6	vs New Mexico (Sep 14, 2019)
	6	vs Bowling Green (Oct 05, 2019)
Total Plays	80	vs USC (Oct 12, 2019)
Total Offense	591	vs New Mexico (Sep 14, 2019)
Yards Per Play	9.4	vs Bowling Green (Oct 05, 2019)
Points	66	vs New Mexico (Sep 14, 2019)
Sacks By	8	vs Virginia (Sep 28, 2019)
First Downs	27	vs Bowling Green (Oct 05, 2019)
Penalties	12	at Georgia (Sep 21, 2019)
Penalty Yards	85	at Georgia (Sep 21, 2019)
Turnovers	2	at Georgia (Sep 21, 2019)
Interceptions By	3	vs New Mexico (Sep 14, 2019)
Punts	6	at Louisville (Sep 02, 2019)
	6	vs Virginia (Sep 28, 2019)
Punting Avg	47.5	at Georgia (Sep 21, 2019)
Long Punt	58	at Georgia (Sep 21, 2019)
Punts inside 20	3	at Georgia (Sep 21, 2019)
Long Punt Return	25	vs Bowling Green (Oct 05, 2019)

OPPONENT TEAM GAME HIGHS

Rushes	47	at Louisville (Sep 02, 2019)
Yards Rushing	249	at Louisville (Sep 02, 2019)
Yards Per Rush	5.3	at Louisville (Sep 02, 2019)
TD Rushes	2	at Louisville (Sep 02, 2019)
	2	vs New Mexico (Sep 14, 2019)
Pass attempts	43	vs Virginia (Sep 28, 2019)
Pass completions	30	vs Virginia (Sep 28, 2019)
Yards Passing	334	vs Virginia (Sep 28, 2019)
Yards Per Pass	7.8	vs Virginia (Sep 28, 2019)
TD Passes	2	vs Virginia (Sep 28, 2019)
	2	vs USC (Oct 12, 2019)
Total Plays	75	at Louisville (Sep 02, 2019)
	75	vs New Mexico (Sep 14, 2019)
Total Offense	426	vs USC (Oct 12, 2019)
Yards Per Play	6.1	vs USC (Oct 12, 2019)
Points	27	vs USC (Oct 12, 2019)
Sacks By	4	vs Virginia (Sep 28, 2019)
First Downs	25	vs USC (Oct 12, 2019)
Penalties	8	at Louisville (Sep 02, 2019)
Penalty Yards	52	vs Virginia (Sep 28, 2019)
Turnovers	5	vs Virginia (Sep 28, 2019)
Interceptions By	2	at Georgia (Sep 21, 2019)
Punts	8	vs Bowling Green (Oct 05, 2019)
Punting Avg	46.5	vs New Mexico (Sep 14, 2019)
Long Punt	63	vs New Mexico (Sep 14, 2019)
Punts inside 20	3	vs New Mexico (Sep 14, 2019)
Long Punt Return	10	vs USC (Oct 12, 2019)

##	PLAYER	GP-GS	LOU	NM	UGA	VA	BGSU	USC
5F	JAY. ADEMILOLA	6/-	XXX	XXX	XXX	XXX	XXX	XXX
1H	JUST. ADEMIOLA	2/-	...	XXX	XXX	...
2F	T. AGORO	6/-	XXX	XXX	XXX	XXX	XXX	XXX
2A	L. AJAVON	1/-	XXX	...
26	L. ALBANO	1/-	...	XXX
8	J. ARMSTRONG	2/1	START	XXX
32	M. ASSAF	6/-	XXX	XXX	XXX	XXX	XXX	XXX
69	A. BANKS	6/6	START	START	START	START	START	START
5A	B. BAUER	6/-	XXX	XXX	XXX	XXX	XXX	XXX
30	J. BERTRAND	1/-	XXX	...
2B	A. BILAL	6/5	XXX	START	START	START	START	START
12	I. BOOK	6/6	START	START	START	START	START	START
28	T. BRACY	6/2	XXX	XXX	XXX	XXX	START	START
19	J. BRAMBLETT	6/-	XXX	XXX	XXX	XXX	XXX	XXX
1A	D. BROWN	5/-	XXX	XXX	XXX	XXX	XXX	...
7	B. CLARK	2/-	...	XXX	XXX	...
83	C. CLAYPOOL	6/6	START	START	START	START	START	START
52	Z. CORRELL	2/-	...	XXX	XXX	...
2A	S. CRAWFORD	4/4	START	START	START	START
4A	A. DAVIS	4/-	...	XXX	XXX	XXX	XXX	...
56	J. DIRKSEN	2/-	...	XXX	XXX	...
39	J. DOERER	6/-	XXX	XXX	XXX	XXX	XXX	XXX
74	L. EICHENBERG	6/6	START	START	START	START	START	START
1M	C. EKANAYAKE	1/-	XXX	...
3E	O. EKWONU	1/-	XXX	...
21	J. ELLIOTT	6/6	START	START	START	START	START	START
10	C. FINKE	6/4	START	START	START	XXX	XXX	START
20	C. FLEMISTER	4/-	XXX	XXX	...	XXX	XXX	...
94	I. FOSKEY	2/-	...	XXX	XXX	...
5D	J. FRANKLIN	2/-	...	XXX	XXX	...
76	D. GIBBONS	6/-	XXX	XXX	XXX	XXX	XXX	XXX
11	A. GILMAN	6/6	START	START	START	START	START	START
3	H. GRIFFITH	6/-	XXX	XXX	XXX	XXX	XXX	XXX
61	C. GRUNHARD	2/-	...	XXX	XXX	...
72	R. HAINSEY	6/6	START	START	START	START	START	START
1C	K. HAMILTON	6/1	XXX	XXX	XXX	XXX	XXX	START
9	C. HART	3/-	...	XXX	XXX	XXX
9A	D. HAYES	4/-	XXX	XXX	XXX	XXX
2	J.GENMARK HEATH	6/1	START	XXX	XXX	XXX	XXX	XXX
4H	J. HENIGE	1/-	XXX	...
17	N. HENRY	1/-	...	XXX
41	K. HINISH	6/6	START	START	START	START	START	START
5E	H. CROSS III	2/-	...	XXX	XXX	...
13	L. KEYS III	5/2	XXX	START	START	XXX	...	XXX
44	JA. JONES	4/-	XXX	XXX	XXX	XXX
45	JO. JONES	6/-	XXX	XXX	XXX	XXX	XXX	XXX
80	M. JONES	2/-	...	XXX	XXX	...

##	PLAYER	GP-GS	LOU	NM	UGA	VA	BGSU	USC
6	T. JONES	6/6	START	START	START	START	START	START
15	P. JURKOVEC	2/-	...	XXX	XXX	...
5B	K. KAREEM	6/6	START	START	START	START	START	START
2D	J. KISER	4/-	XXX	XXX	XXX	XXX
84	C. KMET	4/4	START	START	START	START
78	T. KRAEMER	6/6	START	START	START	START	START	START
73	A. KRISTOFIC	2/-	...	XXX	XXX	...
5C	J. LACEY	6/-	XXX	XXX	XXX	XXX	XXX	XXX
81	J. LAGER	2/-	...	XXX	XXX	...
3B	J. LAMB	6/-	XXX	XXX	XXX	XXX	XXX	XXX
25	B. LENZY	3/-	...	XXX	XXX	XXX
98	H. LEONARD	2/-	...	XXX	XXX	...
4L	X. LEZYNSKI	1/-	XXX	...
35	M. LIUFAU	3/-	XXX	XXX	...	XXX
75	J. LUGG	6/-	XXX	XXX	XXX	XXX	XXX	XXX
60	C. MABRY	1/-	...	XXX
2M	J. MAHONEY	1/-	XXX	...
88	J. McKINLEY	6/1	XXX	XXX	XXX	START	XXX	XXX
1B	P. MOALA	6/-	XXX	XXX	XXX	XXX	XXX	XXX
2H	O. OGHOUFO	3/-	...	XXX	...	XXX	XXX	...
91	A. OGUNDEJI	6/-	XXX	XXX	XXX	XXX	XXX	XXX
42	J. OKWARA	6/6	START	START	START	START	START	START
1G	N. OSAFO-MENSAH	2/-	...	XXX	XXX	...
6A	OWUSU-KORAMOA	6/6	START	START	START	START	START	START
55	J. PATTERSON	6/6	START	START	START	START	START	START
3C	P. PELINI	2/-	...	XXX	XXX	...
62	L. PLANTZ	2/-	...	XXX	XXX	...
5	T. PRIDE	6/6	START	START	START	START	START	START
4R	A. RAARUP	1/-	XXX	...
3R	J. RITTMAN	1/-	XXX	...
57	T. RUHLAND	2/-	...	XXX	XXX	...
29	M. SALERNO	1/-	...	XXX
38	C. SCHILLING	1/-	XXX	...
54	J. SHANNON	6/-	XXX	XXX	XXX	XXX	XXX	XXX
27	A. SHINAVER	2/-	...	XXX	XXX	...
33	S. SIMON	6/-	XXX	XXX	XXX	XXX	XXX	XXX
34	JA. SMITH	4/-	XXX	XXX	XXX	XXX
90	H. SPEARS	2/-	...	XXX	XXX	...
95	M. TAGOVAILOA	6/6	START	START	START	START	START	START
85	G. TAKACS	2/-	...	XXX	XXX	...
24	T. TREMBLE	6/3	XXX	XXX	XXX	START	START	START
8A	D. VAUGHN	3/-	...	XXX	...	XXX	...	XXX
65	M. VINSON	2/-	...	XXX	XXX	...
1E	K. WALLACE	4/-	XXX	XXX	XXX	XXX
47	K. WARDLOW	1/-	...	XXX
40	D. WHITE	6/5	START	START	START	START	START	XXX
18	J. WILKINS	4/-	XXX	XXX	...	XXX	XXX	...
23	K. WILLIAMS	4/-	XXX	XXX	XXX	XXX
89	B. WRIGHT	6/2	START	START	XXX	XXX	XXX	XXX
87	M. YOUNG	3/1	XXX	START	XXX