



NOTRE DAME

FOOTBALL

GAME 8 - VIRGINIA TECH

Date: Saturday, November 2, 2019
 Time: 2:41 p.m. ET
 Site: Notre Dame Stadium
 • Capacity: 77,622 (FieldTurf)

TV: NBC (national)
 • Mike Tirico (play-by-play)
 • Doug Flutie (analysis)
 • Kathryn Tappen (sideline)
 • Chris Simms (sideline analyst)

Radio: Notre Dame Radio Network
 • SiriusXM (Channel 129)
 • 96.1 FM, 101.5 FM & 960 AM

Tickets: Notre Dame Ticket Exchange
 powered by VividSeats.com

IRISH VS. HOKIES - BY THE NUMBERS

3	Brian Kelly is the first Irish coach to post three or more shutouts in his Notre Dame career since Lou Holtz. The last Irish shutout took place in 2014 vs. Michigan (31-0), and Kelly's first shutout as the Notre Dame head coach came vs. Wake Forest in 2012 (38-0). [^]
4	Brady Quinn, Tommy Rees, Jimmy Clausen, Ron Powlus and Ian Book are the only quarterbacks in Notre Dame history to record four or more touchdown passes in three games in their career. Book joined the group after recording five passing touchdowns vs. Bowling Green.
4	QB Ian Book threw just four incomplete passes vs. Bowling Green, a total which was one fewer than his passing touchdowns total. Phil Jurkovec completed five of seven passes and added a touchdown, which put the Irish at equal amounts of touchdowns thrown to incomplete passes.
4.6	TE Cole Kmet ranks second among Power 5 tight ends averaging 4.6 receptions per game (23 catches in five games).
5	QB Ian Book threw five touchdown passes in the first half vs. Bowling Green, matching his career high in a game (vs. New Mexico, 2019) and marking the first time in program history an Irish QB recorded five touchdown passes in a half.
6	S Jalen Elliott notched an interception to end the first half vs. Bowling Green, totaling six interceptions since the beginning of 2018. Only two players in the FBS have recorded more (Andre Cisco, Syracuse - 9 and Jevon Holland, Oregon - 8).
10	Brian Kelly is in his 10th season as the head coach at the University of Notre Dame. He is the fifth Irish coach to spend a decade or more at the school (Knute Rockne, 13; Frank Leahy, Ara Parseghian, Lou Holtz 11).
15	Notre Dame has won 15 consecutive games at Notre Dame Stadium, including a 6-0 clean slate last season. It is the third-longest winning streak at home for the Irish since Notre Dame Stadium opened in 1930.
24	Notre Dame remains perfect in redzone-scoring percentage, the only FBS team to have scored on every redzone trip. The Irish have converted on 24-of-24 visits inside the 20. Of the two dozen scores, 21 have been touchdowns (11 rushing, 10 passing).
176	RB Tony Jones Jr. rushed for a career-high 176 yards vs. Southern Cal. It marked just the 12th time this season that an FBS player rushed for at least 175 yards a Power 5 opponent this season.
271	The Notre Dame Stadium sell-out streak stands at 271 consecutive games, the second-longest in NCAA history.
353[^]	Games coached by Brian Kelly in his career, second among active coaches in the NCAA to Mack Brown (North Carolina).
1,260	Notre Dame running backs have gone 1,260 carries without losing a fumble – dating back to Nov. 21, 2015. It is the longest active streak in the FBS, ahead of Northwestern's 1,222-carry streak.

THE SERIES

1-1-0	Saturday is the third meeting between the Notre Dame Fighting Irish and the Virginia Tech Hokies.
2016 at ND	VT 34, ND 31
2018 at VT	ND 45, VT 23

Brian Kelly faced Virginia Tech twice at Cincinnati, including a 2008 Orange Bowl matchup

THE COACHES

	Head Coach	At School	Overall	vs. Opponent
ND	Brian Kelly	86-37 (10th year) [^]	257-94-2 (29th year) [^]	1-3
VT	Justin Fuente	30-17 (4th year)	56-40 (8th year)	1-1

[^]Includes 20 regular-season wins and two postseason appearances vacated under discretionary NCAA penalty

2019 SCHEDULE (5-2)

Date	ND Rk	Opp Rk	Opponent	Location	Network	Time/Score
Sep. 2	9/9		at Louisville	Louisville, KY	ESPN	W, 35-17
Sep. 14	7/7		New Mexico	Notre Dame, IN	NBC	W, 66-14
Sep. 21	7/7	3/3	at Georgia	Athens, GA	CBS	L, 17-23
Sep. 28	10/10	18/18	Virginia	Notre Dame, IN	NBC	W, 35-20
Oct. 5	9/10		Bowling Green	Notre Dame, IN	NBC	W, 52-0
Oct. 12	9/10	RV/--	Southern Cal	Notre Dame, IN	NBC	W, 30-27
Oct. 26	8/8	16/16	at Michigan	Ann Arbor, MI	ABC	L, 14-45
Nov. 2	16/16	--/RV	Virginia Tech	Notre Dame, IN	NBC	2:41 p.m.
Nov. 9			at Duke	Durham, NC	ACC Net	7:30 p.m.
Nov. 18		RV/RV	Navy	Notre Dame, IN	NBC	2:30 p.m.
Nov. 23			Boston College	Notre Dame, IN	NBC	2:30 p.m.
Nov. 30			at Stanford	Palo Alto, CA	TBA	TBA

Rankings: CFP/AP/Coaches (current for upcoming opponents, at time of game for past opponents) | All times Eastern

THE TRADITION

7	Heisman Trophy Winners – Angelo Bertelli (1943), John Lujack (1947), Leon Hart (1948), John Lattner (1953), Paul Hornung (1956), John Huarte (1964), Tim Brown (1987)
11	Consensus National Championships – 1924, 1929, 1930, 1943, 1946, 1947, 1949, 1966, 1973, 1977, 1988
13	NFL Hall of Famers – the most of any college football program
21	Different seasons Notre Dame has been selected as the National Champion by at least one poll listed in the NCAA official record book
22	Different undefeated regular seasons
52	College Football Hall of Famers – Raghieb Ismail (1988-90) is a 2019 inductee
102	Consensus All-Americans – most recent Julian Love (2018)
923[^]	All-time wins – second in college football history.
.731[^]	All-time winning percentage – the best in college football history.

LAST TIME: VIRGINIA TECH

- October 6, 2018 - The No. 6 ranked Irish traveled to Lane Stadium and defeated No. 24 Virginia Tech, thanks to 28 second-half points compared to the Hokies' single touchdown in the final two quarters.
- RB Dexter Williams rushed for 178 yards and three touchdowns, while QB Ian Book completed 25-of-35 passes for 231 yards and two touchdowns.
- LB Te'von Coney and LB Asmar Bilal led the Irish with nine tackles each, while DL Khalid Kareem accounted for 1.5 sacks and a forced fumble that resulted in an Irish touchdown. CB Julian Love also recorded an interception.
- K Justin Yoon also became Notre Dame's all-time leading scorer, connecting on a field goal and five extra points. Yoon finished his Notre Dame career with 367 total points.

ALL-AROUND EXCELLENCE

- The University of Notre Dame was recently ranked 15th in the U.S. News and World Report rankings for Top Colleges.
- Of all teams that have made a College Football Playoff appearance, Notre Dame is the only school in the top 25 of those rankings. The university closest to Notre Dame in the rankings that has also made a CFP appearance is Georgia, which comes in at a tie for 50th.

FOOTBALL STAFF GAME DAY LOCATIONS

Coach	Title	Location
Brian Kelly	Head Coach	Sideline
Clark Lea	Def. Coordinator/Linebackers	Press Box
Chip Long	Off. Coordinator/Tight Ends	Sideline
Mike Elston	Defensive Line	Sideline
Lance Taylor	Running Backs	Sideline
Jeff Quinn	Offensive Line	Sideline
Todd Lyght	Defensive Backs	Sideline
Terry Joseph	Def. Pass Game Coordinator	Sideline
Brian Polian	Special Teams Coordinator	Sideline
Del Alexander	Wide Receivers	Sideline
Tom Rees	Quarterbacks	Press Box

BRIAN KELLY WEEKLY AVAILABILITY

Monday	Game preview press conference	Noon ET Isban Auditorium Video/Transcript available on und.com
Thursday	Brian Kelly Radio Show	7-8 p.m. ET Irish Athletic Center
Saturday	Post-game press conference	Video/Transcript available on und.com
Sunday	Recap of previous day's game	2:00 p.m. ET Teleconference

STUDENT-ATHLETE WEEKLY AVAILABILITY

Tuesday	Post Practice Interviews	Approximately 6:15 p.m. ET Isban Auditorium
Saturday	Post Game Interviews	Audio archive on und.com/pressbox

HOME FIELD WIN STREAK

- Notre Dame completed an undefeated season at Notre Dame Stadium in 2018 for the second time in four seasons (2015, 6-0) after finishing 6-0 following a 42-13 win over Florida State. From 1990-2011, only the 1998 campaign (6-0) saw a perfect Notre Dame home slate.
- Notre Dame has won 15 straight games at home dating back to Sept. 30, 2017, starting with a victory over Miami (Ohio). It is the third-longest home winning streak for the Irish since Notre Dame Stadium opened in 1930 (28 straight from 1942-50; 19 straight from 1987-90).

SEVEN CAPTAINS IN 2019

- Quarterback Ian Book, safety Jalen Elliott, wide receiver Chris Finke, safety Alohi Gilman, offensive lineman Robert Hainsey, defensive lineman Khalid Kareem and defensive lineman Julian Okwara will serve as team captains for Notre Dame in 2019.
- The seven total captains matches a program-high from the 2017 season (DeShone Kizer was part of that group but eventually declared for the NFL Draft, leaving the Irish with six captains for the actual football season).

ISBAN AUDITORIUM

The Isban Auditorium is located in the Guglielmino Athletics Complex, northeast of the Joyce Center and directly north of the Irish Athletics Center (the new indoor football facility). Access to the auditorium is through the main entrance on the west side of 'The Gug.' Parking is available south of the Joyce Center.

FOOTBALL ATHLETIC COMMUNICATIONS STAFF

Interim Director of Football Communications Primary Football	Michael Scholl	mscholl@nd.edu o - 574-631-4780 c - 574-876-6248
Assistant Athletic Director Strategic Communications Secondary Football	Aaron Horvath	ahorvat3@nd.edu o - 574-631-8978 c - 574-340-3106
Senior Associate Athletic Director, Media and Brand	Rob Kelly	rkelly1@nd.edu o - 574-631-0979 c - 574-514-6100
Assistant Athletics Communications Director	Claire Kramer	ckramer@nd.edu c - 913-952-6454



Michael Scholl



Aaron Horvath



Rob Kelly



Claire Kramer

ADDITIONAL INFORMATION

Additional information and resources, including the 2019 Media Guide, statistics, transcripts, headshots, rosters, videos, audio files and more, can be found at und.com/pressbox.

No.	Name	Pos.	Ht.	Wt.	Cl.	Elg.	Hometown/High School	No.	Name	Pos.	Ht.	Wt.	Cl.	Elg.	Hometown/High School
22	Kendall Abdur-Rahman	WR	5-11 ½	189	Fr.	4	Edwardsville, IL/Edwardsville	24	Jack Kiser	LB	6-1 ½	221	Fr.	4	Royal Center, IN/Pioneer
57	Jayson Ademilola	* DL	6-3	279	So.	3	Jackson, NJ/St. Peter's Prep	84	Cole Kmet	** TE	6-5 ½	250	Jr.	2	Lake Barrington, IL/St. Viator
19	Justin Ademilola	DL	6-1 ¾	250	So.	4	Jackson, NJ/St. Peter's Prep	78	Tommy Kraemer	** OL	6-5 ½	319	Jr.	2	Cincinnati, OH/Elder
26	Temitope Agoro	* CB	6-0 ¾	203	Sr.	1	Riverdale, MD/Parkdale	73	Andrew Kristofic	OL	6-5 ¼	280	Fr.	4	Gibsonia, PA/Pine-Richland
23	Litchfield Ajavon	DB	6-0 ½	192	Fr.	4	Baltimore, MD/Episcopal	54	Jacob Lacey	DL	6-1 ¾	293	Fr.	4	Bowling Green, KY/South Warren
26	Leo Albano	WR	6-1	215	So.	4	Charleston, SC/Bishop England	81	John Lager	TE	6-4 ¼	249	Gr.	1	Golden Valley, MN/The Lawrenceville School
8	Jafar Armstrong	* RB	6-0 ¾	220	Jr.	3	Lee's Summit, MO/Bishop Miege	31	Jack Lamb	LB	6-3 ¾	233	So.	4	Temecula, CA/Great Oak
32	Mick Assaf	RB	5-11	215	Sr.	1	Atlanta, GA/Pace Academy	25	Braden Lenzy	WR	5-11 ¾	180	So.	4	Tigard, OR/Tigard Senior
4	Kevin Austin Jr.	* WR	6-2	210	So.	3	Ft. Lauderdale, FL/North Broward Prep	98	Harrison Leonard	K/P	5-10 ¾	203	Fr.	4	Jamestown, RI/Avon Old Farms School
69	Aaron Banks	* OL	6-5 ¾	325	Jr.	3	Alameda, CA/Ei Cerrito	48	Xavier Lezynski	TE	6-2 ¼	213	Jr.	2	Newtown, PA/Notre Dame (NJ)
52	Bo Bauer	* LB	6-2 ¾	230	So.	3	Harborcreek, PA/Cathedral Prep	35	Marist Liufau	LB	6-1 ¾	213	Fr.	4	Kalihi, HI/Punahou
27	JD Bertrand	LB	6-1	226	Fr.	4	Roswell, GA/Blessed Trinity	37	Chase Love	DB	6-0 ¼	195	So.	3	Chicago Heights, IL/Marian Catholic
22	Asmar Bilal	*** LB	6-2	227	Gr.	1	Indianapolis, IN/Ben Davis	75	Josh Lugg	* OL	6-6 ¾	307	Jr.	3	Wexford, PA/North Allegheny Senior
12	Ian Book C	** QB	6-0 ½	212	Sr.	2	El Dorado Hills, CA/Oak Ridge	60	Cole Mabry	OL	6-5	286	So.	4	Brentwood, TN/Brentwood
19	Jay Bramblett	P	6-1 ½	188	Fr.	4	Tuscaloosa, AL/Hillcrest	25	John Mahoney	DB	6-0	208	Jr.	2	West Des Moines, IA/Valley
28	Tariq Bracy	* CB	5-10 ½	170	So.	3	Milpitas, CA/Milpitas	43	Greg Mailey	WR	6-1	203	So.	4	Hudson, OH/Hudson
12	DJ Brown	DB	6-0 ¾	198	So.	4	Annapolis, MD/St. John's College	88	Javon McKinley	WR	6-2	220	Sr.	1	Corona, CA/Centennial
31	Cole Capen	QB	6-4 ½	227	So.	4	Yorba Linda, CA/Orange Lutheran	13	Paul Moala	* LB	5-11 ½	216	So.	3	Mishawaka, IN/Penn
14	J.D. Carney	QB	5-10	181	Jr.	2	San Diego, CA/Cathedral Catholic	53	Quinn Murphy	OL	6-5 ¼	289	Fr.	4	Duxbury, MA/Duxbury
77	Quinn Carroll	OL	6-6 ¾	304	Fr.	4	Edina, MN/Edina	29	Ovie Oghoufo	DL	6-3	230	So.	4	Lathrup Village, MI/Harrison
7	Brendon Clark	QB	6-1 ½	217	Fr.	4	Midlothian, VA/Manchester	91	Adetokunbo Ogundeji	* DL	6-4 ¾	253	So.	2	West Bloomfield, MI/Walled Lake Central
83	Chase Claypool	*** WR	6-4 ¾	229	Sr.	1	Abbotsford, BC/Abbotsford	42	Julian Okwara C	** DL	6-4 ½	248	Sr.	1	Charlotte, NC/Ardrey-Kell
52	Zeke Correll	OL	6-3	270	Fr.	4	Cincinnati, OH/Anderson	71	John Olmstead	OL	6-4 ½	280	Fr.	4	North Brunswick, NJ/St. Joseph
20	Shaun Crawford	CB	5-9 ½	180	Gr.	1	Lakewood, OH/St. Edward	18	Nana Osafo-Mensah	DL	6-1 ¾	241	Fr.	4	Fort Worth, TX/Nolan Catholic
56	Howard Cross III	DL	6-0 ¾	269	Fr.	4	Paramus, NJ/Saint Joseph Regional	6	Jeremiah Owusu-Koramoah	LB	6-1 ½	216	Jr.	3	Hampton, VA/Bethel
4	Avery Davis	* RB	5-11	202	Jr.	3	Cedar Hill, TX/Cedar Hill	55	Jarrett Patterson	OL	6-4 ½	300	So.	4	Laguna Hills, CA/Mission Viejo
56	John Dirksen	OL	6-5 ½	309	So.	4	Maria Stein, OH/Marion Local	32	Patrick Peline	S	6-1	191	Jr.	2	Youngstown, OH/Cardinal Mooney
39	Jonathan Doerer	** K/P	6-3	203	Jr.	2	Charlotte, NC/South Mecklenburg	62	Logan Plantz	* OL	6-2 ¾	292	Gr.	1	Frankfort, IL/Providence Catholic
74	Liam Eichenberg	** OL	6-6 ½	305	Sr.	2	Cleveland, OH/Saint Ignatius	5	Troy Pride Jr.	*** CB	5-11 ¾	194	Sr.	1	Greer, SC/Greer Senior
16	Cameron Ekanayake	RB	6-0	195	Jr.	2	Niles, MI/Edwardsburg	46	Axel Raarup	LS	6-0 ½	192	So.	3	Mendota Heights, MN/St. Thomas Academy
34	Osita Ekwonu	LB	6-0 ¾	230	Fr.	4	Charlotte, NC/Providence Day School	86	Conor Ratigan	WR	5-11 ½	172	Fr.	4	Granger, IN/St. Joseph
21	Jalen Elliott C	*** S	6-0 ½	210	Sr.	1	Richmond, VA/Lloyd C. Bird	30	Jake Rittman	P	6-2 ¼	210	So.	4	Lawrence, KS/Free State
10	Chris Finke C	*** WR	5-9 ½	184	Gr.	1	Dayton, OH/Archbishop Alter	17	Isaiah Robertson	WR	6-1 ½	204	Jr.	2	Bolingbrook, IL/Neuqua Valley
20	C'Bo Flemister	RB	5-11 ¼	200	So.	4	Williamson, GA/Pike County	7	Trevor Ruhland	** OL	6-3 ¾	292	Gr.	1	Cary, IL/Cary-Grove Community
94	Isaiah Foskey	DL	6-4 ¾	250	Fr.	4	Antioch, CA/De La Salle	15	Isaiah Rutherford	DB	6-0 ½	188	Fr.	4	Sacramento, CA/Jesuit
55	Ja'Mion Franklin	DL	6-1 ¾	305	So.	4	Ridgely, MD/North Carolina	29	Matt Salerno	WR	6-0 ¾	192	So.	4	Valencia, CA/Crespi Carmelite
39	Brandon Garcia	CB/WR	5-8 ¼	197	Sr.	1	Casa Grande, AZ/Seton Catholic Prep	38	Christopher Schilling	S	5-11 ½	208	Sr.	1	Overland Park, KS/St. Thomas Aquinas
2	Jordan Genmark Heath	** LB	6-0 ¾	228	Jr.	2	San Diego, CA/Cathedral Catholic	54	John Shannon	LS	6-2	225	Sr.	2	Lake Forest, IL/Loyola Academy
76	Dillan Gibbons	OL	6-4	305	Jr.	3	Clearwater, FL/Clearwater Central Catholic	27	Arion Shinaver	WR	6-2 ¼	190	Sr.	1	Carmel, IN/Guerin Catholic
11	Alohi Gillman C	* S	5-10 ½	202	Sr.	2	Laie, HI/Kahuku	64	Max Siegel	OL	6-1 ¾	305	So.	4	Fishers, IN/Brebeuf Jesuit
50	Reed Gregory	LB	6-0	218	Jr.	2	Morristown, NJ/Delbarton	33	Shayne Simon	* LB	6-2 ¾	232	So.	3	West Orange, NJ/St. Peter's Prep
3	Houston Griffith	* CB	5-11 ¾	198	So.	3	Chicago, IL/IMG Academy (FL)	34	Jahmir Smith	RB	5-11	205	So.	4	Sanford, NC/Lee County
61	Colin Grunhard	C	6-0 ½	289	Jr.	2	Mission, KS/Bishop Miege	90	Hunter Spears	DL	6-3 ¾	303	Fr.	4	Garland, TX/Sachse
72	Robert Hainsey C	** OL	6-4 ¾	295	Jr.	2	Pittsburgh, PA/IMG Academy (FL)	95	Myron Tagovailoa-Amosa	DL	6-2 ½	285	Jr.	2	Ewa Beach, HI/Kapole
14	Kyle Hamilton	DB	6-4	210	Fr.	4	Atlanta, GA/Marist School	85	George Takacs	TE	6-6	247	So.	4	Naples, FL/Gulf Coast
9	Cam Hart	WR	6-2 ½	208	Fr.	4	Baltimore, MD/Good Counsel	43	Marcus Thorne	DB	6-0 ¾	202	So.	4	Washington, IN/Washington
9	Daelin Hayes	*** DL	6-3 ¾	266	Sr.	1	Belleville, MI/Skyline	24	Tommy Tremble	TE	6-3 ¼	235	So.	4	Johns Creek, GA/Wesleyan
93	Zane Heemsoth	DL	6-5	241	Fr.	4	Elmhurst, IL/York	8	Donte Vaughn	* CB	6-2 ¾	212	Sr.	1	Memphis, TN/Whitethaven
49	Jack Henige	TE	6-5	240	Jr.	2	Hinsdale, IL/Fenwick	65	Michael Vinson	LS	6-2	224	So.	4	Winnetka, IL/New Trier
17	Nolan Henry	* QB	6-0	193	Gr.	1	Vancouver, WA/Union	16	KJ Wallace	DB	5-10 ¼	191	Fr.	4	Atlanta, GA/The Lovett School
41	Kurt Hinish	** DL	6-1 ¾	295	Jr.	2	Pittsburgh, PA/Central Catholic	47	Kofi Wardlow	DL	6-2 ¼	244	Jr.	3	Washington, DC/St. John's College
44	Jamir Jones	** DL	6-3 ½	255	Sr.	1	Rochester, NY/Aquinas Institute	18	Joe Wilkins	WR	6-1 ½	194	So.	4	North Fort Myers, FL/North Fort Myers
45	Jonathan Jones	** LB	5-11 ½	225	Sr.	2	Ocoee, FL/Oak Ridge	23	Kyren Williams	RB	5-9	205	Fr.	4	Saint Louis, MO/St. John Vianney
80	Micah Jones	WR	6-4 ½	219	So.	4	Gurnee, IL/Warren	40	Drew White	* LB	6-0 ¼	230	Jr.	3	Boca Raton, FL/St. Thomas Aquinas
6	Tony Jones Jr.	** RB	5-11	224	Sr.	2	St. Petersburg, FL/IMG Academy	89	Brock Wright	** TE	6-4 ½	246	Jr.	2	Cypress, TX/Cy-Fair
15	Phil Jurkovec	QB	6-4 ½	227	So.	4	Pittsburgh, PA/Pine-Richland	87	Michael Young	** WR	5-10	190	Jr.	2	Saint Rose, LA/Destrehan
53	Khalid Kareem C	** DL	6-4	265	Sr.	1	Detroit, MI/Harrison	Note: Class years are academic enrollment; Eligibility is seasons remaining entering 2019 * Number of Monograms earned							
13	Lawrence Keys III	WR	5-10 ¾	173	So.	4	New Orleans, LA/McDonogh 35								

Kendall Abdur-Rahman	ab-DUR RAH-men	Liam Eichenberg	ike-EN-burg	Phil Jurkovec	jur-KO-vik	Julian Okwara	oak-WARA
Jayson Ademilola	add-ah-ME-oh-la	Cameron Ekanayake	eck-uh-NY-uh-kuh	Khalid Kareem	KAH-lid	Nana Osafo-Mensah	nah-nah oh-SAH-fO MEN-suh
Justin Ademilola	add-ah-ME-oh-la	Osita Ekwonu	oh-SEE-tuh e-KWAN-ooo	Cole Kmet	kuh-MET	Jeremiah Owusu-Koramoah	oh-WOO-sue COR-ah-MO-uh
Temitope Agoro	"temy"-ah-GOR-oh	C'Bo Flemister	SEE-bo	Andrew Kristofic	kris-TAH-fik	Arion Shinaver	r-ee-on shin-AH-ver
Litchfield Ajavon	adge-AH-von	Ja'Mion Franklin	jay-ME-on	Marist Liufau	lee-UH-fow	George Takacs	tak-ISS
Mick Assaf	A-saff	Jordan Genmark Heath	JEN-mark	Javon McKinley	ja-VON	Myron Tagovailoa-Amosa	tounge-uh-vai-LO-uah uh-MOE-suh
Asmar Bilal	az-MAR bill-LAWL	Alohi Gillman	uh-LOW-he	Paul Moala	moo-ALA	Donte Vaughn	don-TAY
Tariq Bracy	brace-E	Daelin Hayes	DAY-lin	Ovie Oghoufo	uh-GO-fu	Kofi Wardlow	KO-fee
Jonathan Doerer	DOOR-er	Kurt Hinish	HI-nish	Adetokunbo Ogundeji	"ah-DAY"O-gun-day-gee		

No.	Name	Pos.	Ht.	Wt.	Cl.	Elg.	Hometown/High School	No.	Name	Pos.	Ht.	Wt.	Cl.	Elg.	Hometown/High School
2	Jordan Genmark Heath	** LB	6-0 ¾	228	Jr.	2	San Diego, CA/Cathedral Catholic	38	Christopher Schilling	S	5-11 ½	208	Sr.	1	Overland Park, KS/St. Thomas Aquinas
3	Houston Griffith	* CB	5-11 ¾	198	So.	3	Chicago, IL/IMG Academy (FL)	39	Jonathan Doerer	** K/P	6-3	203	Jr.	2	Charlotte, NC/South Mecklenburg
4	Kevin Austin Jr.	* WR	6-2	210	So.	3	Ft. Lauderdale, FL/North Broward Prep	39	Brandon Garcia	CB/WR	5-8 ¾	197	Sr.	1	Casa Grande, AZ/Seton Catholic Prep
4	Avery Davis	* RB	5-11	202	Jr.	3	Cedar Hill, TX/Cedar Hill	40	Drew White	* LB	6-0 ¾	230	Jr.	3	Boca Raton, FL/St. Thomas Aquinas
5	Troy Pride Jr.	*** CB	5-11 ½	194	Sr.	1	Greer, SC/Greer Senior	41	Kurt Hinish	** DL	6-1 ¾	295	Jr.	2	Pittsburgh, PA/Central Catholic
6	Tony Jones Jr.	** RB	5-11	224	Sr.	2	St. Petersburg, FL/IMG Academy	42	Julian Okwara C	** DL	6-4 ½	248	Sr.	1	Charlotte, NC/Andrey-Kell
6	Jeremiah Owusu-Koramoah	LB	6-1 ½	216	Jr.	3	Hampton, VA/Bethel	43	Greg Mailey	WR	6-1	203	So.	4	Hudson, OH/Hudson
7	Brendon Clark	QB	6-1 ¾	217	Fr.	4	Midlothian, VA/Manchester	43	Marcus Thorne	DB	6-0 ¾	202	So.	4	Washington, IN/Washington
8	Jafar Armstrong	* RB	6-0 ¾	220	Jr.	3	Lee's Summit, MO/Bishop Miege	44	Jamir Jones	** DL	6-3 ¾	255	Sr.	1	Rochester, NY/Aquinas Institute
8	Donte Vaughn	* CB	6-2 ¾	212	Sr.	1	Memphis, TN/Whitethaven	45	Jonathan Jones	** LB	5-11 ½	225	Sr.	2	Ocoee, FL/Oak Ridge
9	Cam Hart	WR	6-2 ½	208	Fr.	4	Baltimore, MD/Good Counsel	46	Axel Raarup	LS	6-0 ½	192	So.	3	Mendota Heights, MN/St. Thomas Academy
9	Daelin Hayes	*** DL	6-3 ¾	266	Sr.	1	Belleville, MI/Skyline	47	Kofi Wardlow	DL	6-2 ¾	244	Jr.	3	Washington, DC/St. John's College
10	Chris Finke C	*** WR	5-9 ¾	184	Gr.	1	Dayton, OH/Archbishop Alter	48	Xavier Lezynski	TE	6-1 ¾	213	Jr.	2	Newtown, PA/Notre Dame (NJ)
11	Alohi Gilman C	* S	5-10 ½	202	Sr.	2	Laie, HI/Kahuku	49	Jack Henige	TE	6-5	240	Jr.	2	Hinsdale, IL/Fenwick
12	Ian Book C	** QB	6-0 ¾	212	Sr.	2	El Dorado Hills, CA/Oak Ridge	50	Reed Gregory	LB	6-0	218	Jr.	2	Morristown, NJ/Delbarton
12	DJ Brown	DB	6-0 ¾	198	So.	4	Annapolis, MD/St. John's College	52	Bo Bauer	* LB	6-2 ¾	230	So.	3	Harborcreek, PA/Cathedral Prep
13	Lawrence Keys III	WR	5-10 ¾	173	So.	4	New Orleans, LA/McDonogh 35	52	Zeke Correll	OL	6-3	270	Fr.	4	Cincinnati, OH/Anderson
13	Paul Moala	* LB	5-11 ½	216	So.	3	Mishawaka, IN/Penn	53	Khalid Kareem C	** DL	6-4	265	Sr.	1	Detroit, MI/Harrison
14	J.D. Carney	QB	5-10	181	Jr.	2	San Diego, CA/Cathedral Catholic	53	Quinn Murphy	OL	6-5 ¾	289	Fr.	4	Duxbury, MA/Duxbury
14	Kyle Hamilton	DB	6-4	210	Fr.	4	Atlanta, GA/Marist School	54	Jacob Lacey	DL	6-1 ¾	293	Fr.	4	Bowling Green, KY/South Warren
15	Phil Jurkovec	QB	6-4 ½	227	So.	4	Pittsburgh, PA/Pine-Richland	54	John Shannon	LS	6-2	225	Sr.	2	Lake Forest, IL/Loyola Academy
15	Isaiah Rutherford	DB	6-0 ¾	188	Fr.	4	Sacramento, CA/Jesuit	55	Ja'Mion Franklin	DL	6-1 ¾	305	So.	4	Ridgely, MD/North Carolina
16	Cameron Ekanayake	RB	6-0	195	Jr.	2	Niles, MI/Edwardsburg	55	Jarrett Patterson	OL	6-4 ½	300	So.	4	Laguna Hills, CA/Mission Viejo
16	KJ Wallace	DB	5-10 ¾	191	Fr.	4	Atlanta, GA/The Lovett School	56	Howard Cross III	DL	6-0 ¾	269	Fr.	4	Paramus, NJ/Saint Joseph Regional
17	Nolan Henry	* QB	6-0	193	Gr.	1	Vancouver, WA/Union	56	John Dirksen	OL	6-5 ¾	309	So.	4	Maria Stein, OH/Marion Local
17	Isaiah Robertson	WR	6-1 ½	204	Jr.	2	Bolingbrook, IL/Neuqua Valley	57	Jayson Ademilola	* DL	6-3	279	So.	3	Jackson, NJ/St. Peter's Prep
18	Nana Osafo-Mensah	DL	6-3 ¾	241	Fr.	4	Fort Worth, TX/Nolan Catholic	57	Trevor Ruhland	** OL	6-3 ¾	292	Gr.	1	Cary, IL/Cary-Grove Community
18	Joe Wilkins	WR	6-1 ½	194	So.	4	North Fort Myers, FL/North Fort Myers	60	Cole Mabry	OL	6-5	286	So.	4	Brentwood, TN/Brentwood
19	Justin Ademilola	DL	6-1 ¾	250	So.	4	Jackson, NJ/St. Peter's Prep	61	Colin Grunhard	C	6-0 ½	289	Jr.	2	Mission, KS/Bishop Miege
19	Jay Bramblett	P	6-1 ½	188	Fr.	4	Tuscaloosa, AL/Hillcrest	62	Logan Plantz	* OL	6-2 ¾	292	Gr.	1	Frankfort, IL/Providence Catholic
20	Shaun Crawford	CB	5-9 ¾	180	Gr.	1	Lakewood, OH/St. Edward	64	Max Siegel	OL	6-1 ¾	305	So.	4	Fishers, IN/Brebeuf Jesuit
20	C'Bo Flemister	RB	5-11 ¾	200	So.	4	Williamson, GA/Pike County	65	Michael Vinson	LS	6-2	224	So.	4	Winnetka, IL/New Trier
21	Jalen Elliott C	*** S	6-0 ½	210	Sr.	1	Richmond, VA/Lloyd C. Bird	69	Aaron Banks	* OL	6-5 ¾	325	Jr.	3	Alameda, CA/EI Cerrito
22	Kendall Abdur-Rahman	WR	5-11 ½	189	Fr.	4	Edwardsville, IL/Edwardsville	71	John Olmstead	OL	6-4 ½	280	Fr.	4	North Brunswick, NJ/St. Joseph
22	Asmar Bilal	*** LB	6-2	227	Gr.	1	Indianapolis, IN/Ben Davis	72	Robert Hainsey C	** OL	6-4 ¾	295	Jr.	2	Pittsburgh, PA/IMG Academy (FL)
23	Litchfield Ajavon	DB	6-0 ¾	192	Fr.	4	Baltimore, MD/Episcopal	73	Andrew Kristofic	OL	6-5 ¾	280	Fr.	4	Gibsonia, PA/Pine-Richland
23	Kyren Williams	RB	5-9	205	Fr.	4	Saint Louis, MO/St. John Vianney	74	Liam Eichenberg	** OL	6-6 ¾	305	Sr.	2	Cleveland, OH/Saint Ignatius
24	Jack Kiser	LB	6-1 ¾	221	Fr.	4	Royal Center, IN/Pioneer	75	Josh Lugg	* OL	6-6 ¾	307	Jr.	3	Wexford, PA/North Allegheny Senior
24	Tommy Tremble	TE	6-3 ¾	235	So.	4	Johns Creek, GA/Wesleyan	76	Dillan Gibbons	OL	6-4	305	Jr.	3	Clearwater, FL/Clearwater Central Catholic
25	Braden Lenzy	WR	5-11 ¾	180	So.	4	Tigard, OR/Tigard Senior	77	Quinn Carroll	OL	6-6 ¾	304	Fr.	4	Edina, MN/Edina
25	John Mahoney	DB	6-0	208	Jr.	2	West Des Moines, IA/Valley	78	Tommy Kraemer	** OL	6-5 ¾	319	Sr.	2	Cincinnati, OH/Elder
26	Temitope Agoro	* CB	6-0 ¾	203	Sr.	1	Riverdale, MD/Parkdale	80	Micah Jones	WR	6-4 ½	219	So.	4	Gurnee, IL/Warren
26	Leo Albano	WR	6-1	215	So.	4	Charleston, SC/Bishop England	81	John Lager	TE	6-4 ¾	249	Gr.	1	Golden Valley, MN/The Lawrenceville School
27	JD Bertrand	LB	6-1	226	Fr.	4	Roswell, GA/Blessed Trinity	83	Chase Claypool	*** WR	6-4 ¾	229	Sr.	1	Abbotsford, BC/Abbotsford
27	Arion Shinaver	WR	6-0 ¾	190	Sr.	1	Carmel, IN/Guerin Catholic	84	Cole Kmet	** TE	6-5 ½	250	Jr.	2	Lake Barrington, IL/St. Viator
28	TaRiq Bracy	* CB	5-10 ¾	170	So.	3	Milpitas, CA/Milpitas	85	George Takacs	TE	6-6	247	So.	4	Naples, FL/Gulf Coast
29	Ovie Oghoufo	DL	6-3	230	So.	4	Lathrup Village, MI/Harrison	86	Conor Ratigan	WR	5-11 ½	172	Fr.	4	Granger, IN/St. Joseph
29	Matt Salerno	WR	6-0 ¾	192	So.	4	Valencia, CA/Crespi Carmelite	87	Michael Young	** WR	5-10	190	Jr.	2	Saint Rose, LA/Destrehan
30	Jake Rittman	P	6-2 ¾	210	So.	4	Lawrence, KS/Free State	88	Javon McKinley	WR	6-2	220	Sr.	1	Corona, CA/Centennial
31	Cole Capen	QB	6-4 ½	227	So.	4	Yorba Linda, CA/Orange Lutheran	89	Brock Wright	** TE	6-4 ½	246	Jr.	2	Cypress, TX/Cy-Fair
31	Jack Lamb	LB	6-3 ¾	233	So.	4	Temecula, CA/Great Oak	90	Hunter Spears	DL	6-3 ¾	303	Fr.	4	Garland, TX/Sachse
32	Mick Assaf	RB	5-11	215	Sr.	1	Atlanta, GA/Pace Academy	91	Adetokunbo Ogundeji	* DL	6-4 ¾	253	Sr.	2	West Bloomfield, MI/Walled Lake Central
32	Patrick Pelini	S	6-1	191	Jr.	2	Youngstown, OH/Cardinal Mooney	93	Zane Heemsoth	DL	6-5	241	Fr.	4	Elmhurst, IL/York
33	Shayne Simon	* LB	6-2 ¾	232	So.	3	West Orange, NJ/St. Peter's Prep	94	Isaiah Foskey	DL	6-4 ¾	250	Fr.	4	Antioch, CA/De La Salle
34	Osita Ekwonu	LB	6-0 ¾	230	Fr.	4	Charlotte, NC/Providence Day School	95	Myron Tagovailoa-Amosa	DL	6-2 ½	285	Jr.	2	Ewa Beach, HI/Kapole
34	Jahmir Smith	RB	5-11	205	So.	4	Sanford, NC/Lee County	98	Harrison Leonard	K/P	5-10 ¾	203	Fr.	4	Jamestown, RI/Avon Old Farms School
35	Marist Liufau	LB	6-2 ¾	213	Fr.	4	Kalihi, HI/Punahou								
37	Chase Love	DB	6-0 ¾	195	So.	3	Chicago Heights, IL/Marian Catholic								

Note: Class years are academic enrollment; Eligibility is seasons remaining entering 2019 | * Number of Monograms earned

Kendall Abdur-Rahman	ab-DUR RAH-men	Liam Eichenberg	ike-EN-burg	Phil Jurkovec	jur-KO-vik	Julian Okwara	oak-WARA
Jayson Ademilola	add-ah-ME-oh-la	Cameron Ekanayake	eck-uh-NY-uh-kuh	Khalid Kareem	KAH-lid	Nana Osafo-Mensah	nah-nah oh-SAH-fO MEN-suh
Justin Ademilola	add-ah-ME-oh-la	Osita Ekwonu	oh-SEE-tuh e-KWAN-ooo	Cole Kmet	kuh-MET	Jeremiah Owusu-Koramoah	oh-WOO-sue COR-ah-MO-uh
Temitope Agoro	*temy'-ah-GOR-oh	C'Bo Flemister	SEE-bo	Andrew Kristofic	kris-TAH-fik	Arion Shinaver	r-ee-on shin-AH-ver
Litchfield Ajavon	adge-AH-von	Ja'Mion Franklin	jay-ME-on	Marist Liufau	lee-UH-fow	George Takacs	tak-ISS
Mick Assaf	A-saff	Jordan Genmark Heath	JEN-mark	Javon McKinley	ja-VON	Myron Tagovailoa-Amosa	tounge-uh-vai-LO-uah uh-MOE-suh
Asmar Bilal	az-MAR bill-LAWL	Alohi Gillman	uh-LOW-he	Paul Moala	moo-ALA	Donte Vaughn	don-TAY
TaRiq Bracy	brace-E	Daelin Hayes	DAY-lin	Ovie Oghoufo	uh-GO-fu	Kofi Wardlow	KO-fee
Jonathan Doerer	DOOR-er	Kurt Hinish	HI-nish	Adetokunbo Ogundeji	*ah-DAY'O-gun-day-gee		

ENTERING GAME 8

TAKING CARE OF BUSINESS

- Prior to the break, Notre Dame defeated rival Southern Cal at home, 30-27, on an impressive effort from all three phases. RB Tony Jones rushed for a career-high 176 yards, while K/P Jonathan Doerer sent his name to the Irish record books as the first Notre Dame kicker to make three field goals of 40 yards or more in a single game.
- For the first time in Notre Dame history, an Irish team recorded six touchdown passes in two games during the same season (vs. New Mexico and vs. Bowling Green). The six touchdown passes match the Irish team record for passing touchdowns in a game.
- With 52 total points vs. Bowling Green, it marked the second time this season the Irish recorded at least 50 points. The last time Notre Dame reached that plateau in multiple games in a season was in 2011 when the Irish did it twice (vs. Air Force and vs. Navy).
- Against Bowling Green, Notre Dame's 35-0 halftime lead was the largest since opening a 35-0 halftime margin over Rutgers in 1996.
- Notre Dame has been ranked in the top 25 for 38-consecutive weeks, the longest such streak for the Irish since the 1997 season.
- The contest vs. Virginia marked the second-consecutive week Notre Dame appeared in the week's highest-ranked matchup (lowest total of both squads' rankings). From 2015-2018 among all FBS teams, it has only happened three times: Alabama (Weeks 7-8, 2016; Weeks 10-11, 2018) and Penn State (Weeks 8-9, 2017). As the current AP rankings stand, the only other team with back-to-back top-ranked matchups in 2019 was Florida in Weeks 6-7. No other team is currently scheduled to take on the same slate.

IAN BOOK NOTABLES

- Junior quarterback Ian Book's turnover rate of a giveaway on 1.1% of plays ranks sixth among Power 5+ND quarterbacks.

Player	School	TO Pct.
Jake Luton	Oregon State	0.4 %
Justin Herbert	Oregon	0.7 %
Jayden Daniels	Arizona State	0.9 %
Tua Tagovailoa	Alabama	0.9 %
Sean Clifford	Penn State	1.0 %
IAN BOOK	NOTRE DAME	1.1%

- Book is the first Notre Dame quarterback to start and win consecutive matchups vs. Southern Cal since Rick Mirer (played 1989-92).
- Book opened the game vs. Bowling Green with nine consecutive completions and recorded nine passes of 15 yards or more in the first half. That week, Irish quarterbacks totaled nine completions for 20 or more yards, which tied for the FBS lead (Texas Tech and Miami, Fla.). Book accounted for seven passes of 20 or more yards.
- In Notre Dame's matchup against New Mexico, Book's 406 yards of total offense was just the 11th time an Irish quarterback has compiled over 400 yards of total offense since 1996. It was the most since Book posted 399 at Northwestern last season, while DeShone Kizer's 472 yards against Syracuse in 2016 marked the most recent game with a QB reaching over 400 yards of total offense. Six of the top 12 single-game yardage performances from a quarterback since 1996 have occurred during the Brian Kelly era.

HEADED FOR THE RECORD BOOKS

- Book threw five touchdown passes in the first half vs. Bowling Green, matching his career high (vs. New Mexico, 2019) and marking the first time in program history an Irish QB recorded five touchdown passes in a half.
- Brady Quinn, Tommy Rees, Jimmy Clausen, Ron Powlus and Ian Book are the only quarterbacks in Notre Dame history to record four or more touchdown passes in three games in their career.
- Book's 38 career touchdowns put him in eighth place in Irish history.

- Book received the game ball for his performance vs. Bowling Green, the first game ball of his Notre Dame career, and was selected to the Davey O'Brien Award Great 8 list for Week 6. Book also was named a Top 20 finalist for the 2019 Johnny Unitas Golden Arm Award, presented by A.O. Smith, recognizing player performance on and off the field.

NOTEWORTHY DEFENSIVE NOTABLES

- The Irish forced a shutout vs. Bowling Green for the first time since 2014 (vs. Michigan, 31-0), scoring 35 points in the first half. Notre Dame's 35-0 halftime lead was the largest since opening a 35-0 halftime margin over Rutgers in 1996. It is Notre Dame's largest shutout margin since that game, when Lou Holtz's Irish won, 62-0.
- Notre Dame's defense held Bowling Green to just four drives that ended in Notre Dame territory (out of 11 total), the farthest point reached by the Falcons being the ND 23-yard line.
- In 2019, Notre Dame has outscored opponents 48-16 in the third quarter.
- Only 16 FBS teams have gained more turnovers than the Irish, who have recorded 12 fumble recoveries and six interceptions on the season.

FOLLOW HIS LEA-D

- Notre Dame has held 19 of 20 opponents during Clark Lea's tenure as defensive coordinator to 30 points or less. That includes includes ranked opponents LSU, Michigan, Stanford, Virginia Tech, Syracuse, Clemson, Georgia and Virginia.

BORN TO (STOP THE) RUN

- The Irish defense held Virginia to just four total rushing yards, marking the fourth-lowest total by an opposing team of Notre Dame since 1996, and the fewest in the Brian Kelly era. Notre Dame produced tackles for loss on 44.8 percent of Virginia's rushing attempts, a rate which led the FBS. The four yards was also the lowest total against a ranked team since Nov. 26, 1966 (Southern Cal, 51-0 win, -12 rushing yards).
- In the first half, Notre Dame held Virginia to -2 rushing yards. In their previous four games, the Cavaliers had rushed for an average of 55.75 yards in the first half.
- Notre Dame's defense held Georgia to just 34 total yards of offense in the first quarter two weeks ago. The Bulldogs gained at least 150 yards in the first quarter during each of their first three games this season.

NOTEWORTHY OFFENSIVE NOTABLES

- Notre Dame remains perfect in redzone-scoring percentage, converting on 24-of-24 visits inside the 20. Twenty-one of those scores were touchdowns (11 rushing, 10 passing). No other team in FBS remains perfect in the redzone this season.
- With help coming from both sides of the ball, the Irish stand at a turnover margin of +8, averaging +1.14 per game. The per game mark is seventh in FBS.

Team	Cumulative Turnover Margin	Average per game
Alabama	+13	1.63
San Jose State	+12	1.50
Ohio State ,Oregon	+11	1.38
Cincinnati	+9	1.29
San Diego State	+10	1.25
NOTRE DAME	+8	1.14

- Notre Dame running backs have gone 1,260 carries without losing a fumble – dating back to Nov. 21, 2015. It is the longest active streak in the FBS, trailed by Northwestern's 1,222-carry streak.
- The Irish totaled 573 yards of total offense vs. Bowling Green, having a 100-yard receiver (Javon McKinley) and 100-yard rusher (Tony Jones Jr.) for the first time since 2018 at Virginia Tech (WR Miles Boykin and RB Dexter Williams).
- In the first half vs. Bowling Green, Notre Dame recorded 339 yards of total offense, 255 in the air. The Irish averaged 10.6 yards per play and scored five touchdowns. The five touchdown passes in the first half are the most by an Irish team in a single half.



NOTEWORTHY SPECIAL TEAMS NOTABLES

- K/P **Jonathan Doerer** inscribed his name in Notre Dame record books vs. Southern Cal, becoming the first Irish kicker to make three field goals of 40 or more yards in a single game since 1996.
- Doerer made a career-long 52-yard field goal on the opening drive of the second half vs. Southern Cal, also making a 45-yard field goal with 15 seconds remaining in the first half. Doerer added a 43-yard field goal in the fourth quarter. All three surpassed his previous career-long (36 yards).
- Doerer's 52-yarder also places him in the Irish record books, matching the third-longest field goal made in Notre Dame history. **Dave Reeve** (1976 vs. Pittsburgh) and **Kyle Brindza** (2013 vs. Arizona State in Arlington, Texas) both had 53-yard field goals for the Irish.
- Notre Dame's last made field goal of 50 yards or longer came in 2015, when **Justin Yoon** netted a 52-yarder against Navy.
- Lending voice to the importance of veteran players making their mark on special teams, in the first quarter at Georgia, **WR Chase Claypool** recovered a Georgia muffed punt return at the Bulldog eight-yard line to set up a Notre Dame touchdown drive (QB Ian Book one-yard pass to TE Cole Kmet). It was Claypool's first-career fumble recovery.

NOTEWORTHY INDIVIDUAL NOTABLES

- LB **Drew White** made a career-best 11 tackles in the effort at Michigan.
- RB **Tony Jones Jr.** posted a career-high 176 rushing yards vs. Southern Cal, marking his fourth 100-yard rushing performance of the season and the fifth of his career. His previous rushing career-high came this season vs. Virginia (131 yards).
- Jones Jr. surpassed 100 rushing yards with fewer than three minutes remaining in the first half vs. Southern Cal, and is now tied for 14th in Notre Dame history with four 100-yard rushing games in a season.
- LB **Amar Bilal** recorded five tackles in the first quarter vs. Southern Cal, totaling 11 (8 solo) on the game and leading the Irish defense. His 11 total tackles mark his single game career high, passing his previous total of nine.
- LB **Jeremiah Owusu-Koramoah** notched his first career sack on Southern Cal's opening drive, setting up an eventual punt for the Trojans.
- K/P **Jonathan Doerer** made three field goals of more than 40 yards vs. Southern Cal, becoming the first Irish kicker ever to do so in a single game. (See Noteworthy Special Teams Notables for more details.) Doerer was awarded a game ball, the first of his career.
- WR **Braden Lenzy** notched his first career rushing touchdown (second career TD), a 51-yard score, in the second quarter vs. Southern Cal. It was Notre Dame's longest rushing touchdown of the season, as well as the longest rushing play of the season.
- WR **Chase Claypool** caught two touchdown passes vs. Bowling Green, totaling 61 yards on three total receptions, while catching three passes for 47 yards vs. Southern Cal. Claypool surpassed the 100-career receptions mark on his first catch vs. Virginia, and on his 108 career receptions, Claypool has recorded 1,469 yards (13.6 average) and 10 touchdowns in four seasons. He joins a group of just 14 other Irish players who have reached the 100-career receptions mark since 1996. The most recent receivers to reach the benchmark were Chris Brown and Will Fuller V.
- Claypool also plays a role on special teams, lending voice to the importance of veteran players making their mark on special teams, in the first quarter at Georgia, Claypool recovered a Georgia muffed punt return at the Bulldog eight-yard line to set up a Notre Dame touchdown drive (QB Ian Book one-yard pass to TE Cole Kmet). It was Claypool's first-career fumble recovery. He also added 6 catches for 66 yards and a touchdown at Georgia.
- TE **Cole Kmet** has totaled 21 receptions over the last four games, which tied for the most among FBS tight ends during that timespan. Kmet missed the first two games of the season with a collarbone injury. With his second catch vs. Southern Cal, Kmet doubled his career total entering the 2019 season (17) in those four games.
- Kmet recorded his second touchdown of the season vs. Bowling Green, and posted four catches for 65 yards vs. Virginia, totaling 13 receptions over two games (vs. Virginia and at Georgia). Just two Irish tight ends have totaled more receptions over a two-game span

(most was 16 by Kyle Rudolph in 2010 vs. Michigan and Michigan State) since 1996.

Player	Games	Receptions
Kyle Rudolph	Michigan and Michigan State, 2010	16
Tyler Eifert	Air Force and Southern Cal, 2011	15
Cole Kmet	Georgia and Virginia, 2019	13
John Carlson	Navy and North Carolina, 2006	13
Anthony Fasano	Michigan State and Washington, 2005	13
Alizé Mack	Virginia Tech and Pittsburgh, 2018	12

- Kmet totaled a career-high nine catches at Georgia, which tied the program mark for receptions in a single game by a tight end. He tallied 108 receiving yards and a touchdown (seven receptions for 68 yards and a touchdown coming in the first half), and was named the John Mackey Award's Tight End of the Week in Week 4
- **First Touches** – A number of Irish players have recorded touchdowns on either their first career touch – or the first touch of the season:
 - Sophomore **Jahmir Smith** scored on his first carry of the season, a three-yard plunge in the season opener at Louisville.
 - Sophomore **Tommy Tremble's** first-career reception ended up as a 26-yard touchdown catch against Louisville.
 - Junior **Avery Davis**, who switched from defensive back to running back due to injuries in the Irish offensive backfield, caught his first pass (a short shovel pass from Ian Book) and ran 59 yards untouched for a touchdown against New Mexico.
 - While not his first 'touch' – freshman **Kyle Hamilton** had two pass break ups in the opener at Louisville – Hamilton's first full touch – an interception – he returned for a touchdown against New Mexico.
 - Do second touches count? Sophomore **Braden Lenzy** caught a 22-yard touchdown pass on his second reception of the season versus New Mexico while senior **Javon McKinley's** second and third receptions of the season were both turned into scores against the Lobos.
 - In his first game returning from injury, junior **Cole Kmet** recorded his first catch of the season on the first play from scrimmage at Georgia, also recording his first-career touchdown in the same game.
 - **WR Michael Young**, who did not play the first three games due to injury, recorded his first catch of the season vs. Virginia, a seven-yard reception for a first down, on Notre Dame's initial scoring drive (RB Tony Jones Jr. six-yard rush). He recorded his first career start vs. Bowling Green.

ON THIS WEEKEND

- Noteworthy historical games, facts and performances for Notre Dame football the first week of November:
 - **November 1, 1913** – Notre Dame beats Army, 35-13, one of Notre Dame's first major wins and a showing which helped popularize the forward pass.
 - **November 2, 1935** – Notre Dame tops undefeated Ohio State 18-13 with a fourth-quarter comeback to overcome a 13-0 deficit. Sometimes referred to as "The Game of the Century," it is believed that the "Hail Mary pass" was coined after the 19-yard touchdown throw from Bill Shakespeare to Wayne Millner.

CFB 150

- The University of Notre Dame will honor the 150th Anniversary of College Football by donning Under Armour Heritage uniforms that pay homage to the 1988 National Championship team on November 23 against Boston College.



IRISH VS. THE ATLANTIC COAST CONFERENCE																	
Team	Home				Away				Neutral				Overall				
	W	L	T	%	W	L	T	%	W	L	T	%	W	L	T	%	
Boston College	7	5	0	0.583	4*	4	0	0.500	3	0	0	1.000	14*	9	0	0.609	
Clemson	0	1	0	0.000	1	1	0	0.500	0	0	0	0.000	1	2	0	0.333	
Duke	3	1	0	0.750	0	1	0	0.000	0	0	0	0.000	3	2	0	0.600	
Florida State	2	2	0	0.500	1	1	0	0.500	0	3	0	0.000	3	6	0	0.333	
Georgia Tech	16	3	0	0.842	12	2	1	0.833	0	1	0	0.000	28	6	1	0.814	
Louisville	0	1	0	0.000	1	0	0	0.000	0	0	0	0.000	1	1	0	0.500	
Miami (Fla.)	9	1	0	0.900	6	7	1	0.464	2	0	0	1.000	17*	8	1	0.673	
North Carolina	12	0	0	1.000	5	2	0	0.714	1	0	0	1.000	18	2	0	0.900	
NC State	1	0	0	1.000	0	1	0	0.000	0	1	0	0.000	1	2	0	0.333	
Pittsburgh	21	10	0	0.667	27	11	1	0.705	0	0	0	0.000	48*	21	1	0.693	
Syracuse	2	1	0	0.667	1	1	0	0.500	3	1	0	0.750	6	3	0	0.667	
Virginia	1	0	0	1.000	1	0	0	1.000	1	0	0	1.000	3	0	0	1.000	
Virginia Tech	0	1	0	0.000	1	0	0	1.000	0	0	0	0.000	1	1	0	0.500	
Wake Forest	2*	0	0	1.000	2	0	0	1.000	0	0	0	0.000	4	0	0	1.000	
TOTAL	76	26	0	0.745	62*	31	3	0.661	11	6	0	0.647	148	63	3	0.699	

* - Includes 20 regular-season wins and two postseason appearances vacated under discretionary NCAA penalty.



NOTRE DAME ACC SCHEDULING AGREEMENT

- In a partnership that began in 2014, the University of Notre Dame and the Atlantic Coast Conference agreed to schedule the Irish to play, on average, five ACC opponents each season. Originally scheduled through the 2025 season, the games have now been scheduled through the 2037 campaign.
- Notre Dame is 20-7 (.740) against ACC opponents since the scheduling agreement began during the 2014 season:

Year	Opponent	H/A/N	W/L	Score
2014	Syracuse	N	W	31-15
2014	North Carolina	H	W	50-43
2014	Florida State	A	L	27-31
2014	Louisville	H	L	28-31
2015	Virginia	A	W	34-27
2015	Georgia Tech	H	W	30-22
2015	Clemson	A	L	22-24
2015	Pittsburgh	A	W	42-30
2015	Wake Forest	H	W	28-7
2015	Boston College	N	W	16-13
2016	Duke	H	L	35-38
2016	Syracuse	N	W	50-33
2016	NC State	A	L	3-10
2016	Miami	H	W	30-27
2016	Virginia Tech	H	L	31-34
2017	Boston College	A	W	49-20
2017	North Carolina	A	W	33-10
2017	NC State	H	W	35-14
2017	Wake Forest	H	W	48-37
2017	Miami	A	L	8-41
2018	Wake Forest	A	W	56-27
2018	Virginia Tech	A	W	45-23
2018	Pittsburgh	H	W	19-14
2018	Florida State	H	W	42-13
2018	Syracuse	N	W	36-3
2019	Louisville	A	W	35-17
2019	Virginia	H	W	35-20

- So far in 2019, the Irish have defeated Louisville and Virginia as part of the scheduling agreement. Notre Dame is set to face Virginia Tech (Nov. 2), Duke (Nov. 9) and Boston College (Nov. 23) this season.
- There have been, and in the future there will be, seasons when the Irish face just four ACC opponents but will eventually even out the agreement by facing six ACC teams in another year (this occurred in 2014 and 2015 and is set to occur in 2021-22 and 2022-23).

NOTRE DAME ACC FUTURE SCHEDULES

Year	Opponent	H/A/N
2020	Wake Forest	A
2020	Pittsburgh	A
2020	Duke	H
2020	Clemson	H
2020	Louisville	H
2021	*Florida State	A
2021	Virginia Tech	A
2021	North Carolina	H
2021	Virginia	H
2021	Georgia Tech	H
2022	North Carolina	A
2022	Syracuse	A
2022	Boston College	H
2022	Clemson	H
2023	NC State	A
2023	Duke	A
2023	Louisville	A
2023	Wake Forest	H
2023	Clemson	A
2023	Pittsburgh	H
2024	Miami	H
2024	Georgia Tech	A
2024	Florida State	H
2024	Virginia	H
2025	Miami	A
2025	NC State	H
2025	Boston College	A
2025	Pittsburgh	A
2025	Syracuse	H
2026	Florida State	A
2026	Louisville	H
2026	North Carolina	A
2026	Syracuse	H
2026	Virginia	H
2027	Clemson	A
2027	Duke	A
2027	Georgia Tech	H
2027	Virginia Tech	H
2027	Wake Forest	A
2028	Boston College	H
2028	Clemson	H
2028	Miami	H
2028	Pittsburgh	A
2028	Virginia Tech	A
2029	Florida State	A
2029	Georgia Tech	H
2029	NC State	A
2029	Syracuse	A
2029	Wake Forest	H
2030	Boston College	A
2030	Duke	H
2030	Florida State	H
2030	Louisville	A
2030	North Carolina	H
2031	*Clemson	A
2031	Miami	H
2031	North Carolina	A
2031	NC State	H
2031	Virginia	A
2032	Florida State	H
2032	Georgia Tech	A
2032	Louisville	H
2032	Miami	A
2032	Wake Forest	H
2033	Boston College	A
2033	Duke	A
2033	Louisville	A
2033	Pittsburgh	H
2033	Virginia Tech	H
2034	Clemson	H
2034	Miami	A
2034	Pittsburgh	A
2034	Syracuse	H
2034	Virginia	H
2035	Boston College	H
2035	Duke	H
2035	Louisville	A
2035	NC State	A
2035	Virginia	A
2036	Florida State	H
2036	Georgia Tech	A
2036	North Carolina	A
2036	Pittsburgh	H
2036	*Virginia Tech	A
2037	Clemson	A
2037	Miami	H
2037	NC State	H
2037	Syracuse	A
2037	Wake Forest	A

* - Labor Day Monday

IRISH IN THE NFL (As of October 15)				IRISH IN THE NFL (As of October 15)			
Player	Team	Pos.	Notes	Player	Team	Pos.	Notes
Josh Adams	NY Jets	RB	Second Season (practice squad)	Quenton Nelson	Indianapolis	OG	Second season
Alex Bars	Chicago	OL	First season	Romeo Okwara	Detroit	DE	Fourth season
Miles Boykin	Baltimore	WR	First season	James Onwualu	Jacksonville	OLB	Third season (injured reserve)
Sheldon Day	San Francisco	DT	Fourth season	C.J. Prosise	Seattle	RB	Fourth season
Tyler Eifert	Cincinnati	TE	Seventh season	Theo Riddick	Denver	RB	Seventh season (injured reserve)
Matthias Farley	NY Jets	SS	Fourth season	Isaac Rochell	LA Chargers	DT	Third season
Will Fuller	Houston	WR	Fourth season	Kyle Rudolph	Minnesota	TE	Ninth season
Bennett Jackson	Baltimore	SS	Sixth season	Harrison Smith	Minnesota	FS	Eighth season
J.J. Jansen	Carolina	LS	12th season	Jaylon Smith	Dallas	ILB	Fourth season
DeShone Kizer	Oakland	QB	Third season	Durham Smythe	Miami	TE	Second season
Ben Koyack	Jacksonville	TE	Fourth season	Eq. St. Brown	Green Bay	WR	Second season (injured reserve)
Julian Love	NY Giants	CB	First season	Ronnie Stanley	Baltimore	OT	Fourth season
Cole Luke	Carolina	CB	Third season (practice squad)	Golden Tate	NY Giants	WR	10th season
Nick Martin	Houston	C	Fourth season	Jerry Tillery	LA Chargers	DT	First season
Zack Martin	Dallas	OG	Sixth season	Drue Tranquill	LA Chargers	LB	First season
Mike McGlinchey	San Francisco	OT	Second season	Stephon Tuitt	Pittsburgh	DE	Sixth season (injured reserve)
Sam Mustipher	Chicago	OL	First season (practice squad)	Dexter Williams	Green Bay	RB	First season
				Sam Young	San Francisco	T	10th season

NFL CAPTAINCY

- Three Notre Dame football alums have been named team captains for the 2019-20 NFL season. Jaylon Smith and Zack Martin were named captains for the Dallas Cowboys, while Kyle Rudolph was named a captain for the Minnesota Vikings.

COLLEGE FOOTBALL PLAYOFF (final 2018)			
Rk	Team	Record	Trend
1	Alabama	13-0	—
2	Clemson	13-0	—
3	NOTRE DAME	12-0	—
4	Oklahoma	12-1	+1
5	Georgia	11-2	-1
6	Ohio State	12-1	—
7	Michigan	10-2	—
8	UCF	11-0	—
9	Washington	10-3	+2
10	Florida	9-3	-1
11	LSU	9-3	-1
12	Penn State	9-3	—
13	Washington State	10-2	—
14	Kentucky	9-3	+1
15	Texas	9-3	-1
16	West Virginia	8-3	—
17	Utah	9-4	—
18	Mississippi State	8-4	—
19	Texas A&M	8-4	—
20	Syracuse	9-3	—
21	Fresno State	11-2	+4
22	Northwestern	8-5	-1
23	Missouri	8-4	+1
24	Iowa State	8-4	-1
25	Boise State	10-3	-3

ASSOCIATED PRESS TOP 25 (Oct. 27, 2019)				
Rk	Team (1st Place Votes)	Rec.	Points	Trend
1	LSU (17)	8-0	1476	+1
2	Alabama (21)	8-0	1474	-1
3	Ohio State (17)	8-0	1468	
4	Clemson (7)	8-0	1406	
5	Penn State	8-0	1302	+1
6	Florida	7-1	1226	+1
7	Oregon	7-1	1108	+4
8	Georgia	6-1	1093	+2
9	Utah	7-1	1032	+3
10	Oklahoma	7-1	1017	-5
11	Auburn	6-2	910	-2
12	Baylor	7-0	882	+2
13	Minnesota	8-0	778	+4
14	Michigan	6-2	744	+5
15	SMU	8-0	666	+1
16	NOTRE DAME	5-2	563	-8
17	Cincinnati	6-1	524	+1
18	Wisconsin	6-2	513	-5
19	Iowa	6-2	456	+1
20	Appalachian St.	7-0	393	+1
21	Boise State	6-1	280	+1
22	Kansas State	5-2	218	NR
23	Wake Forest	6-1	200	+2
24	Memphis	7-1	188	NR
25	San Diego State	7-1	50	NR







COACHES POLL (Oct. 27, 2019)				
Rk	Team (1st Place Votes)	Rec.	Points	Trend
1	Alabama (40)	8-0	1593	
2	LSU (7)	8-0	1515	+1
3	Clemson (10)	8-0	1508	-1
4	Ohio State (8)	8-0	1491	
5	Penn State	8-0	1359	+1
6	Florida	7-1	1271	+2
7	Georgia	6-1	1180	+2
8	Oregon	7-1	1163	+3
9	Oklahoma	7-1	1163	+3
10	Utah	7-1	1048	+2
11	Baylor	7-0	921	+3
12	Auburn	6-2	869	-2
13	Minnesota	8-0	840	+3
14	SMU	8-0	727	+3
15	Michigan	6-2	652	+5
16	NOTRE DAME	5-2	624	-9
17	Wisconsin	6-2	537	-4
18	Cincinnati	6-1	523	
19	Iowa	6-2	492	
20	Appalachian St.	7-0	398	+2
21	Boise State	6-1	382	
22	Wake Forest	6-1	280	+1
23	Memphis	7-1	187	+2
24	Texas	5-3	104	-9
25	Kansas State	5-2	102	NR

2019 rankings released Tuesdays starting Nov. 5 (ESPN)

- Nov. 5 at approx. 9 pm. ET
- Nov. 12, 19, 26 & Dec. 3 at 7 p.m. ET
- Selection show Sunday, Dec. 8 at Noon ET

Others receiving votes: Texas 49, Navy 43, UCF 33, Washington 19, Texas A&M 14, USC 11, Louisiana Tech 6, Indiana 4, Oklahoma State 1, Pittsburgh 1, Iowa State 1, North Dakota State 1

Others receiving votes: San Diego State 94, Navy 75, UCF 24, Louisiana Tech 22, Indiana 18, Texas A&M 16, Washington 15, Oklahoma State 7, Iowa State 3, UAB 3, Arizona State 3, Air Force 3, Virginia Tech 3, Wyoming 2, Virginia 2

2019 NOTRE DAME OPPONENT UPDATE					
Rk	Team	Record	Last Week	This Week	Next Week
		5-3 3-2 ACC Atlantic	W, 28-21 vs. Virginia	IDLE	at Miami (Fla.)
		2-6 0-4 MWC Mount.	L, 45-31 vs. Hawai'i	at Nevada 10:30 p.m.	vs. Air Force 2 p.m.
8/ 7		6-1 3-1 SEC East	IDLE	vs. Florida 3:30 p.m.	vs. Missouri
--/ rv		5-3 3-2 ACC Coastal	L, 28-21 at Louisville	at North Carolina 7:30 p.m.	vs. Georgia Tech
		2-6 1-3 MAC East	L, 49-10 at Western Mich.	vs. Akron 2 p.m.	IDLE
rv/ --		5-3 4-1 Pac-12 South	W, 35-31 at Colorado	vs. Oregon 8 p.m.	at Arizona State

2019 NOTRE DAME OPPONENT UPDATE					
Rk	Team	Record	Last Week	This Week	Next Week
14/ 15		6-2 3-2 Big Ten East	W, 45-15 vs. Notre Dame	at Maryland Noon	IDLE
--/ rv		5-2 2-2 ACC Coastal	IDLE	at Notre Dame 2:30 p.m.	vs. Wake Forest
		4-4 3-2 Coastal	L, 20-17 at North Carolina	IDLE	vs. Notre Dame
rv/ rv		6-1 4-1 AAC West	W, 41-38 vs. Tulane	at UConn 8 p.m. (Friday)	IDLE
		4-4 2-3 ACC Atlantic	L, 59-7 at Clemson	at Syracuse Noon	vs. Florida State
		4-4 4-4 Pac-12 North	W, 41-31 vs. Arizona	IDLE	at Colorado

THE BRIAN KELLY FILE

37th year in coaching // 29th year as head coach // 10th year at Notre Dame					
Alma Mater: Assumption College (1983)					
School	Seasons	Record			Pct.
Grand Valley State	13	118	35	2	0.768
Central Michigan	3	19	16	0	0.543
Cincinnati	3	34	6	0	0.850
Notre Dame	10	86 [^]	37	0	0.702
TOTALS	29	257[^]	94	2	0.731

BRIAN KELLY - THE DICK CORBETT HEAD FOOTBALL COACH

- Winningest coach in FBS (258[^] wins)
- One of only four FBS coaches with over 300 games as a head coach
- Only three-time winner of the Home Depot Coach of the Year Award ('09, '12, '18)
- With 10 or more wins in 2015, 2017 and 2018, Kelly joined Knute Rockne, Ara Parseghian and Lou Holtz as the only Notre Dame coaches to hit the double-digit mark in wins three times
- Ranks second in winning percentage among active FBS coaches (.733[^]) who have coached in 300 or more career games (Nick Saban - .789)
- Second-youngest coach to reach 200 career victories at a major school
- Has finished .500 or better in 27 of 29 seasons as a head coach
- Boasts a 16-8 record in postseason as a head coach
- Joins Knute Rockne (13), Frank Leahy, Ara Parseghian and Lou Holtz (11) as the only Notre Dame coaches to spend 10 or more seasons on the Irish sidelines.
- Kelly is the first coach to post three or more shutouts in an Irish career since Lou Holtz.

HONORS AND ACCOLADES

Year	Award
2018	Home Depot National Coach of the Year
2018	Stallings National Coach of the Year
2012	AP National Coach of the Year
2012	Walter Camp National Coach of the Year
2012	Sporting News National Coach of the Year
2012	Home Depot National Coach of the Year
2012	Liberty Mutual National Coach of the Year
2012	AFCA National Coach of the Year
2009	Home Depot National Coach of the Year

[^] - Includes 20 regular-season wins and two postseason appearances vacated under discretionary NCAA penalty.

WINNINGEST ACTIVE FBS COACHES (By wins)

Rk.	Coach	School	Years	Record			Pct.
1.	BRIAN KELLY	NOTRE DAME	29	257 [^]	94	2	.731
2.	Mack Brown	North Carolina	30	248	126	1	.663
3.	Nick Saban	Alabama	23	240	63	1	.791
4.	Gary Patterson	TCU	19	171	66	0	.722
5.	Kirk Ferentz	Iowa	23	170	124	0	.578

ACTIVE FBS LONGEVITY

Rk.	Coach	School	Games
1.	Mack Brown	North Carolina	375
2.	BRIAN KELLY	NOTRE DAME	354 [^]
3.	Nick Saban	Alabama	304
4.	Kirk Ferentz	Iowa	294
5.	Dave Clawson	Wake Forest	240

WINNINGEST ACTIVE FBS COACHES (By percentage, min. 5 years)

Rk.	Coach	School	Years	Record			Pct.
1.	Dabo Swinney	Clemson	11	124	30	0	.805
2.	Chris Petersen	Washington	13	144	36	0	.800
3.	Nick Saban	Alabama	23	240	63	1	.791
4.	Jimbo Fisher	Texas A&M	9	97	30	0	.764
5.	BRIAN KELLY	NOTRE DAME	29	257 [^]	94	2	.731
6.	Chip Kelly	UCLA	5	53	20	0	.726
7.	Gary Patterson	TCU	19	171	66	0	.722
8.	Jim Harbaugh	Michigan	11	102	41	0	.713

MOST YEARS COACHING (ACTIVE FBS)

Rk.	Coach	School	Years
1.	Mack Brown	North Carolina	30
2.	BRIAN KELLY	NOTRE DAME	29
3.	Nick Saban	Alabama	23
4.	Kirk Ferentz	Iowa	23
5.	Dave Clawson	Wake Forest	19

THE RECORD WHEN...								
Stat	Kelly's Career			Kelly at ND		2019		Record (W-L)
	Record (W-L-T)			Record (W-L)		Record (W-L)		
Home	129	33	1	36	13	4	0	
Away	91	52	1	17	18	1	2	
Neutral	16	8	0	12	5	0	0	
In overtime	4	5	0	0	3	0	0	
Coming off a loss	52	29	0	18	13	2	0	
Coming off a win	167	53	1	43	23	3	2	
Coming off an open date	20	3	0	9	2	1	1	
vs. AP Top 25	24	20	0	14	16	1	2	
Both teams are in the AP Top 25	15	18	0	11	16	1	2	
Neither team is in the AP Top 25	49	28	0	17	12	0	0	
Team is ranked higher	63	16	0	41	13	5	1	
Opponent is ranked higher	9	15	0	6	11	0	1	
vs. In-State Opponents	74	22	2	4	0	0	0	
In August	4	2	0	1	0	0	0	
In September	75	35	0	23	12	3	1	
In October	81	25	2	21	8	2	1	
In November	65	26	0	17	13	0	0	
In December	10	2	0	2	1	0	0	
In January	1	3	0	1	2	0	0	
On TV (except GVSU regular season)	93	43	0	65	36	5	2	
On NBC	40	13	0	40	13	4	0	
On NBCSN	2	0	0	2	0	0	0	
On ABC	15	12	0	13	12	0	1	
On ESPN	14	7	0	6	5	0	0	
On ESPN2	8	2	0	0	0	0	0	
On CBS	3	3	0	3	3	0	1	
On FOX	1	3	0	1	3	0	0	
On CBS Sports Network	0	0	0	0	0	0	0	
Afternoon Games	158	61	2	40	17	3	0	
Night Games (6 p.m. or later)	78	32	0	24	19	2	2	
Decided by three points or fewer	40	23	2	7	11	1	0	
Decided by seven points or fewer	72	39	2	17	16	0	1	
Scoring first	161	38	0	47	20	3	1	
Opponent scores first	73	55	2	18	16	2	1	
Leading at halftime	191	21	0	56	11	4	1	
Tied at halftime	15	3	0	4	1	0	0	
Trailing at halftime	30	69	2	5	24	1	1	
Leading after three quarters	203	17	0	55	9	5	0	
Tied after three quarters	12	6	1	4	5	0	0	
Trailing after three quarters	21	70	1	6	22	0	2	

THE RECORD WHEN...								
Stat	Kelly's Career			Kelly at ND		2019		Record (W-L)
	Record (W-L-T)			Record (W-L)		Record (W-L)		
Scoring 40+ points	92	3	0	24	2	2	0	
Scoring 30-39 points	68	11	0	22	7	3	0	
Scoring 20-29 points	55	36	1	13	14	0	0	
Scoring 0-19 points	20	43	1	5	13	0	2	
Allowing 40+ points	7	23	0	1	9	0	0	
Allowing 30-39 points	16	35	0	5	15	0	0	
Allowing 20-29 points	64	27	1	16	10	2	1	
Allowing 0-19 Points	148	8	1	42	2	3	0	
Outrushing opponent	184	29	1	47	8	3	0	
Getting outrushed	47	62	1	16	28	2	2	
Passing for more yards	149	62	1	36	29	3	1	
Passing for fewer yards	85	30	1	28	7	2	1	
Outgaining opponent	197	31	1	52	14	5	0	
Outgained by opponent	36	59	1	12	22	0	2	
Winning time of possession battle	119	28	0	30	6	1	0	
Losing time of possession battle	114	63	2	34	30	4	2	
Scoring a defensive or special teams TD	72	9	0	13	5	2	0	
Allowing a defensive or special teams TD	24	30	0	10	11	0	0	
Fewer penalty yards	72	41	1	33	16	2	0	
More penalty yards	155	49	1	30	19	3	2	
Winning turnover battle	136	15	0	33	4	4	0	
Losing turnover battle	61	54	1	21	26	0	2	
Having an individual 100-yard rusher	112	26	1	29	9	3	0	
Having an individual 100-yard receiver	92	33	0	22	16	2	1	
Having an individual 200-yard passer	154	49	1	40	24	2	0	
Allowing an individual 100-yard rusher	43	51	1	11	23	1	1	
Allowing an individual 100-yard receiver	70	38	0	14	13	2	0	
Allowing an individual 200-yard passer	95	47	1	28	23	2	0	

2019 HONORS & AWARDS			
Player	Year	Pos.	Awards
Brian Kelly			Bear Bryant Award Watch List
Offensive Line			Joe More Award Midseason Honor Roll
Jafar Armstrong	Jr.	RB	Doak Walker Award Watch List
Ian Book	Sr.	QB	Maxwell Trophy Watch List Davey O'Brien Award Watch List Walter Camp Award Watch List Notre Dame "Warrior of the Game" vs. Bowling Green (10/5) Selected to the Davey O'Brien Award's Great 8 List for Week 6 Top 20 finalist for the Johnny Unitas Golden Arm Award
Avery Davis	Jr.	RB	Notre Dame "Warrior of the Game" vs. New Mexico (9/14)
Jonathan Doerer	Jr.	K/P	Notre Dame "Warrior of the Game" vs. Southern Cal (10/12)
Liam Eichenberg	Jr.	OL	Outland Trophy Watch List
Jalen Elliott	Sr.	S	Wuerffel Trophy Watch List
Chris Finke	Gr.	WR	William V. Campbell Trophy Semifinalist
Alohi Gilman	Sr.	S	Associated Press Preseason All-American (Second Team) Bronko Nagurski Trophy Watch List Jim Thorpe Award Watch List Pro Football Focus National Defensive Team of the Week (Week 5)
Robert Hainsey	Jr.	OL	Pro Football Focus National Offensive Team of the Week (Week 5)
Khalid Kareem	Sr.	DL	Chuck Bednarik Award Watch List Bronko Nagurski Trophy Watch List Notre Dame "Warrior of the Game" vs. Virginia (9/28) Pro Football Focus National Defensive Second Team of the Week (Week 5)
Tommy Kraemer	Jr.	OL	Associated Press Preseason All-American (Second Team) Outland Trophy Watch List
Cole Kmet	Jr.	TE	John Mackey Award Watch List John Mackey Award Tight End of the Week (Week 4)
Tony Jones, Jr.	Sr.	RB	Doak Walker Award Watch List

STARTER SHEET				
OFFENSE	Pos.	2019	Streak	Career
Tommy Kraemer	RG/RT	7	11	29
Chase Claypool	WR	7	9	27
Robert Hainsey	RT/RG	7	21	21
Liam Eichenberg	LT	7	21	21
Ian Book	QB	7	10	17
Chris Finke	WR	5	2	14
Aaron Banks	LG	7	13	13
Cole Kmet	TE	5	5	12
Tony Jones, Jr.	RB	7	7	11
Jarrett Patterson	C	7	7	7
Trevor Ruhland	LG/RG	0	0	5
Jafar Armstrong	RB	1	0	3
Brock Wright	TE	2	0	3
Tommy Tremble	TE	3	3	3
Lawrence Keys III	WR	2	0	2
Javon McKinley	WR	1	0	1
Michael Young	WR	1	0	1
Braden Lenzy	WR	1	1	1

DEFENSE	Pos.	2019	Streak	Career
Jalen Elliott	S	7	33	33
Troy Pride Jr.	CB	7	13	26
Alohi Gilman	S	7	20	20
Khalid Kareem	DL	7	20	20
Julian Okwara	DL	7	19	19
Daelin Hayes	DL	0	0	13
Asmar Bilal	LB	6	6	15
Shaun Crawford	CB	4	0	7
Kurt Hinish	NG	7	7	7
Jeremiah Owusu-Koramoah	LB	7	7	7
Myron Tagovailoa-Amosa	DT	7	7	7
Donte Vaughn	CB	1	1	6
Drew White	LB	6	6	6
Tariq Bracy	CB	2	2	2
Jordan Genmark Heath	LB	1	0	2
Kyle Hamilton	S	1	1	1

CAREER STARTS BY POSITION										
WR	LT	LG	C	RG	RT	TE	WR	QB	WR	RB
Keys (2)	Eichenberg (21)	Kraemer (16)	Patterson (7)	Banks (13)	Hainsey (20)	Kmet (13)	Claypool (27)	Book (17)	Finke (14)	Jones Jr. (10)
McKinley (1)		Ruhland (2)		Ruhland (3)	Kraemer (13)	Wright (3)			Young (1)	Armstrong (3)
Lenzy (1)				Hainsey (1)		Tremble (3)				
DL	DL	DL	DL	ROV	MIKE	SAM	CB	S	S	CB
Kareem (20)	Tagovailoa-Amosa (7)	Hinish (7)	Okwara (19)	Genmark Heath (3)	White (6)	Bilal (12)	Pride Jr. (26)	Gilman (20)	Elliott (33)	Crawford (7)
			Hayes (13)	Bilal (3)		Owusu-Koramoah (7)	Griffith (1)	Hamilton (1)		Vaughn (5)
							Vaughn (1)			Bracy (2)

NOTRE DAME

Rushing

Had 500 or more yards:	at Boston College, 2017 (515)
Had 450 or more yards:	at Boston College, 2017 (515)
Had 400 or more yards:	at Boston College, 2017 (515)
Had 300 or more yards:	vs. Southern Cal, 2019 (308)
Had 70 or more rushing attempts:	vs. Michigan State, 1991 (76)
Had 60 or more rushing attempts:	vs. Navy, 2007 (63)
Had 50 or more rushing attempts:	vs. Florida State, 2018 (50)
Had eight or more rush TDs:	vs. Pittsburgh, 1965 (9)
Had seven or more rush TDs:	at Boston College, 2017 (7)
Had six or more rush TDs:	at Wake Forest, 2018 (6)
Had five or more rush TDs:	at Wake Forest, 2018 (6)
Had four or more rush TDs:	vs. Virginia, 2019 (4)
Had two or more players with 200 rush yards in a game:	at Boston College, 2017 (Josh Adams 229, Brandon Wimbush 207)
Had three players with 100 rush yards in a game:	vs. Temple, 2017 (Josh Adams 161, DeShone Kizer 124, Brandon Wimbush 106)
Had two or more players with 100 rush yards in a game:	vs. USC, 2017 (Josh Adams 191, Brandon Wimbush 106)

Passing

Had 500 or more yards:	at USC, 1970 (526)
Had 400 or more yards:	vs. New Mexico, 2019 (434)
Had 300 or more yards:	vs. Bowling Green (340)
Had 50 or more pass attempts:	at Florida State, 2014 (52)
Had 40 or more pass attempts:	at Georgia, 2019 (47)
Had 30 or more pass attempts:	vs. Southern Cal, 2019 (32)
Had 35 or more pass completions:	at Clemson, 2015 (35)
Had 30 or more pass completions:	at Clemson, 2015 (35)
Had 25 or more pass completions:	at Georgia, 2019 (29)
Had six or more passing TDs:	vs. Bowling Green, 2019 (6)
Had five or more passing TDs:	vs. Bowling Green, 2019 (6)
Had four or more passing TDs:	vs. Bowling Green, 2019 (6)
Had three or more passing TDs:	vs. Bowling Green, 2019 (6)
Had five or more passes intercepted:	vs. USC, 1967 (7)
Had four or more passes intercepted:	at Arizona State, 2014 (4)
Had three or more passes intercepted:	vs. Ball State, 2018 (3)

Receiving

Had two players with 100 receiving yards in a game:	at Stanford, 2017 (Kevin Stepherson - 112, Equanimeous St. Brown - 111)
Had a player with over 150 receiving yards in a game:	vs. Wake Forest, 2017 (Chase Claypool - 180)
Had two players with 10 catches in a game:	vs. BYU, 2005 (Maurice Stovall - 14, Jeff Samardzija - 10)

Combination Offense

Had a 400-yard passer and 100-yard rusher in a game:	vs. Syracuse, 2016 (DeShone Kizer - 471, Josh Adams - 102)
Had a 300-yard passer and 100-yard rusher in a game:	vs. Navy, 2018 (Ian Book - 330, Dexter Williams - 142)
Had a 400-yard passer and 100-yard receiver in a game:	vs. Syracuse, 2016 (DeShone Kizer - 471, Equanimeous St. Brown - 182)
Had a 300-yard passer and 100-yard receiver in a game:	vs. Northwestern, 2018 (Ian Book - 343, Chase Claypool - 130)
Had a 400-yard passer, 100-yard rusher and 100-yard receiver in a game:	vs. Syracuse, 2016 (DeShone Kizer - 471, Josh Adams - 102, Equanimeous St. Brown - 182)
Had a 300-yard passer, 100-yard rusher and 100-yard receiver in a game:	vs. Syracuse, 2016 (DeShone Kizer - 471, Josh Adams - 102, Equanimeous St. Brown - 182)
Had a 200-yard passer, 100-yard rusher and 100-yard receiver in a game:	vs. Bowling Green, 2019 (Ian Book - 261, Tony Jones Jr. - 102, Javon McKinley - 104)
Had a 400-yard passer and 100-yard rusher in a game:	vs. Syracuse, 2016 (DeShone Kizer - 471, Josh Adams - 102)
Had a 300-yard passer and 100-yard rusher in a game:	vs. Syracuse, 2016 (DeShone Kizer - 471, Josh Adams - 102)
Had a 200-yard passer and 100-yard rusher in a game:	vs. Bowling Green, 2019 (Ian Book - 261, Tony Jones Jr. - 102)
Had a 100-yard receiver and 100-yard rusher in a game:	vs. Bowling Green, 2019 (Tony Jones Jr. - 102, Javon McKinley - 104)

Total Offense

Had 700 or more yards total offense:	vs. Wake Forest, 2017 (710)
Had 650 or more or more yards total offense:	vs. Wake Forest, 2017 (710)
Had 600 or more or more yards total offense:	vs. Wake Forest, 2017 (710)
Had 500 or more yards total offense:	vs. Bowling Green, 2019 (573)
Had 400 or more yards total offense:	vs. Southern Cal, 2019 (473)
Had 100 or more plays total offense:	vs. Pittsburgh, 2012 (104)
Had 85 or more plays total offense:	vs. Stanford, 2018 (88)
Had 75 or more plays total offense:	vs. Southern Cal, 2019 (80)

Scoring

Scored 60 or more points:	vs. New Mexico, 2019 (66)
Scored 50 or more points:	vs. Bowling Green, 2019 (52)
Scored 40 or more points:	vs. Bowling Green, 2019 (52)
Scored 30 or more points:	Southern Cal, 2019 (30)
Scored a two-point conversion:	vs. LSU (Citrus Bowl), 2017
Allowed 60 or more points:	Never
Allowed 50 or more points:	at Texas, 2016 (50)
Allowed 40 or more points:	at Michigan, 2019 (45)
Allowed 30 or more points:	at Michigan, 2019 (45)
Was held scoreless:	at Boston College, 2008 (17-0)
Was held scoreless at home:	USC, 2007 (38-0)
Was held scoreless on the road:	at Boston College, 2008 (17-0)
Was held without offensive touchdown:	vs. Clemson, 2019 Cotton Bowl (30-3)
Was held without offensive touchdown on the road:	at NC State, 2016 (10-3)
Was held without offensive touchdown at home:	vs. USC, 2007 (38-0)
Held opponent scoreless:	vs. Bowling Green, 2019 (52-0)
Held opponent scoreless at home:	vs. Bowling Green, 2019 (52-0)
Held opponent scoreless on the road:	at Purdue, 1993 (17-0)
Held opponent without offensive touchdown:	vs. Bowling Green, 2019 (52-0)
Held opponent without offensive touchdown on the road/neutral:	vs. Syracuse, 2018 (36-3)
Held opponent without offensive touchdown at home:	vs. Bowling Green, 2019 (52-0)
Held opponent scoreless at neutral site:	vs. Maryland (Giants Stadium - East Rutherford, NJ), 2002 (22-0)
Held two or more opponents scoreless in a season:	2002 vs. Maryland (22-0) vs. Rutgers (42-0)
Held three or more opponents scoreless in a season:	1976 vs. Purdue (23-0) at Northwestern (49-0), vs. Oregon (41-0)
Held four or more opponents scoreless in a season:	1966 vs. Army (35-0) vs. North Carolina (32-0), at Oklahoma (38-0), vs. Pittsburgh (40-0) vs. Duke (64-0), at USC (51-0)
Held five or more opponents scoreless in a season:	1966 vs. Army (35-0) vs. North Carolina (32-0), at Oklahoma (38-0), vs. Pittsburgh (40-0) vs. Duke (64-0), at USC (51-0)
Held six or more opponents scoreless in a season:	1966 vs. Army (35-0) vs. North Carolina (32-0), at Oklahoma (38-0), vs. Pittsburgh (40-0) vs. Duke (64-0), at USC (51-0)
Had multiple players with multiple TDs in a game:	vs. Florida State, 2018 (Dexter Williams - 2, Alizé Mack - 2)

Turnovers

Did not commit a turnover:	vs. Southern Cal, 2019
Committed six or more turnovers:	vs. Navy, 1984 (6)
Committed five or more turnovers:	vs. Boston College, 2015 (5)
Lost four or more fumbles:	vs. Michigan State, 1999 (4)
Lost three or more fumbles:	at Clemson, 2015 (3)
Recorded six or more takeaways:	vs. Michigan, 2012 (6)
Recorded five or more takeaways:	vs. Virginia, 2019 (5)
Returned two or more interceptions for TDs:	vs. Stanford, 2002 (2) (Shane Walton - 18 yards, Courtney Watson - 34 yards)
Returned an interception for a TD:	vs. New Mexico (2019) (Kyle Hamilton - 54 yards)
Returned a fumble for a TD:	vs. Virginia, 2019 (1) (Adetokunbo Ogundeji - 23 yards)

Defense

Held opponent to 50 or fewer rushing yards:	vs. Virginia, 2019 (4)
Held opponent to 100 or fewer passing yards:	vs. Navy, 2018 (52)
Held opponent to 200 or fewer passing yards:	vs. Bowling Green, 2019 (110)
Held opponent to 300 or fewer yards total offense:	vs. Bowling Green, 2019 (228)
Held opponent to 200 or fewer yards total offense:	at NC State, 2016 (198)
Intercepted five or more passes:	vs. Michigan, 2012 (5)
Intercepted four or more passes:	vs. Rutgers (Pinstripe Bowl), 2013 (4)
Intercepted three or more passes:	vs. New Mexico, 2019 (3)
Forced five or more fumbles:	at Louisville, 2019 (5)
Forced four or more fumbles:	vs. Virginia, 2019 (4)
Forced three or more fumbles:	vs. Virginia, 2019 (4)
Scored a safety:	at North Carolina, 2017
Recorded nine or more sacks:	vs. Rutgers, 1996 (9)
Recorded eight or more sacks:	vs. Virginia, 2019 (8)
Recorded seven or more sacks:	vs. Virginia, 2019 (8)
Recorded six or more sacks:	vs. Virginia, 2019 (8)
Recorded five or more sacks:	vs. Virginia, 2019 (8)
Held opponent to 10 or fewer first downs:	vs. Stanford, 2018 (10)

Special Teams

Returned a punt for a TD:	vs. Massachusetts, 2015 (C.J. Sanders, 50 yards)
Returned a blocked punt for a TD:	vs. USC, 2015 (Amir Carlisle, 5 yards)
Returned a kickoff for a TD:	vs. Syracuse, 2016 (C.J. Sanders, 93 yards)
Returned a blocked FG for a TD:	at Air Force, 2006 (Terrail Lambert, 76 yards)
Blocked a punt:	at Michigan, 2019 (Bo Bauer)
Punted 10 or more times:	at Michigan, 2019 (10)
Did not punt:	vs. Navy, 2013
Blocked a field goal:	vs. Bowling Green, 2019 (Julian Okwara)
Had a field goal blocked:	at Texas, 2016
Blocked a PAT kick:	vs. Florida State, 2018 (Jerry Tillery)
Scored on a blocked PAT attempt:	vs. Florida State, 2018 (Julian Love)
Missed a kicking PAT:	vs. Syracuse, 2018
Had a kicking PAT blocked:	vs. Florida State, 2018
Opponent scored on a blocked PAT attempt:	vs. Northwestern, 2014
Had a punt blocked:	at Northwestern, 2018

Miscellaneous

Had 30 or more first downs:	vs. Wake Forest, 2017 (30)
Had 25 or more first downs:	vs. Southern Cal, 2019 (25)
Had 20 or more first downs:	vs. Southern Cal, 2019 (25)
Was not penalized:	at LSU, 1997
Had 10 or more penalties:	at North Carolina, 2017 (10)
Had 120 or more yards in penalties:	at Rutgers, 2000 (120)
Had 40 minutes or more of possession time:	vs. Washington State, 2009 (40:54)
Had 35 minutes or more of possession time:	at North Carolina, 2017 (36:32)
Was involved in a tie game:	at USC, 1994 (17-17)
Was involved in an overtime game:	at Texas, 2016 (47-50)
Was involved in a double overtime game:	at Texas, 2016 (47-50)
Was involved in a triple overtime game:	vs. Pittsburgh, 2012 (29-26)
Was involved in a quadruple overtime game:	vs. Pittsburgh, 2008 (33-36)

A NOTRE DAME PLAYER

Rushing

Rushed for 250 or more yards:	Julius Jones at Pittsburgh, 2003 (262)
Rushed for 200 or more yards:	Dexter Williams vs. Florida State, 2018 (202)
Rushed for 175 or more yards:	Tony Jones, Jr. vs. Southern Cal, 2019 (176)
Rushed for 150 or more yards:	Tony Jones, Jr. vs. Southern Cal, 2019 (176)
Rushed for 125 or more yards:	Tony Jones, Jr. vs. Southern Cal, 2019 (176)
Rushed for 100 or more yards:	Tony Jones, Jr. vs. Southern Cal, 2019 (176)
Quarterback rushed for 200 or more yards:	Brandon Wimbush at Boston College, 2017 (207)
Quarterback rushed for 100 or more yards:	Brandon Wimbush vs. Wake Forest, 2017 (110)
Rushed 40 or more times:	Allen Pinkett at LSU, 1984 (40)
Rushed 35 or more times:	Julius Jones vs. BYU, 2003 (35)
Rushed 30 or more times:	James Aldridge vs. Navy, 2007 (32)
Rushed 25 or more times:	Tony Jones, Jr. vs. Southern Cal (25)
Rushed for four or more TDs:	Brandon Wimbush at Boston College, 2017 (4)
Rushed for three or more TDs:	Tony Jones Jr. vs. Virginia, 2019 (3)
Rushed for two or more TDs:	Dexter Williams vs. Florida State, 2018 (2)
Had a run of 90 yards or more:	Dexter Williams at Virginia Tech, 2018 (97)
Had a run of 80 or more yards:	Dexter Williams at Virginia Tech, 2018 (97)
Had a run of 70 or more yards:	Dexter Williams at Virginia Tech, 2018 (97)
Had a run of 60 or more yards:	Dexter Williams at Virginia Tech, 2018 (97)
Had a run of 50 or more yards:	Braden Lenzy vs. Southern Cal, 2019 (51)

Passing

Passed for 500 or more yards:	Joe Theismann at USC, 1970 (526)
Passed for 400 or more yards:	DeShone Kizer vs. Syracuse, 2016 (471)
Passed for 300 or more yards:	Ian Book vs. New Mexico, 2019 (360)
Attempted 50 or more passes:	Everett Golson at Florida State, 2014 (52)
Attempted 40 or more passes:	Ian Book at Georgia, 2019 (47)
Attempted 30 or more passes:	Ian Book vs. Southern Cal, 2019 (32)
Completed 30 or more passes:	Everett Golson at Florida State, 2014 (31)
Completed 20 or more passes:	Ian Book at Georgia, 2019 (29)
Threw six TDs:	Brady Quinn vs. BYU, 2005 (6)
Threw five or more TDs:	Ian Book vs. Bowling Green, 2019 (5)
Threw four or more TDs:	Ian Book vs. Bowling Green, 2019 (5)
Threw three or more TDs:	Ian Book vs. Bowling Green, 2019 (5)
Threw five or more interceptions:	Terry Hanratty vs. USC, 1967 (5)
Threw four or more interceptions:	Everett Golson at Arizona State, 2014 (4)
Threw three or more interceptions:	Brandon Wimbush vs. Ball State, 2018 (3)
Completed a pass of 90 yards or more:	Dayne Crist vs. Michigan, 2010 (95)
Completed a pass of 80 or more yards:	Brandon Wimbush at Stanford, 2017 (83)
Completed a pass of 70 or more yards:	Brandon Wimbush at Stanford, 2017 (83)
Completed a pass of 60 or more yards:	Ian Book vs. New Mexico, 2019 (65)
Completed a pass of 50 or more yards:	Ian Book vs. New Mexico, 2019 (54, 52, 59, 65)

Receiving

Caught 15 or more passes:	Never
Caught 10 or more passes:	Miles Boykin vs. Stanford, 2018 (11)
Caught seven or more passes:	Cole Kmet at Georgia, 2019 (9)
Had 200 or more yards receiving:	Golden Tate at Stanford, 2009 (201)
Had 175 or more yards receiving:	Chase Claypool vs. Wake Forest, 2017 (180)
Had 150 or more yards receiving:	Chase Claypool vs. Wake Forest, 2017 (180)
Had 100 or more yards receiving:	Javon McKinley vs. Bowling Green, 2019 (104)
Caught four or more TDs:	Maurice Stovall vs. BYU, 2005 (4)
Caught three or more TDs:	Will Fuller at Pittsburgh, 2015 (3)
Caught two or more TDs:	Chase Claypool vs. Bowling Green, 2019 (2)

Total Offense

Had 500 or more yards total offense:	Joe Theismann at USC, 1970 (512)
Had 400 or more yards total offense:	Ian Book vs. New Mexico, 2019 (406)
Had 100 yards both passing and rushing:	Brandon Wimbush vs. Wake Forest, 2017 (280 passing, 110 rushing)

Scoring

Accounted for six or more touchdowns:	Ian Book vs. New Mexico, 2019 (1 rushing, 5 passing)
Accounted for five or more touchdowns:	Ian Book vs. Bowling Green, 2019 (5 passing)
Accounted for four or more touchdowns:	Ian Book vs. Bowling Green, 2019 (5 passing)
Accounted for three or more touchdowns:	Ian Book vs. Bowling Green, 2019 (5 passing)

Defense

Intercepted three or more passes:	Harrison Smith vs. Miami (Fla.), 2010 (3)
Intercepted two or more passes:	Alohi Gilman vs. Syracuse, 2018 (2)
Recovered three or more fumbles:	Never
Forced two fumbles:	Julian Okwara vs. Virginia, 2019 (2)
Recovered two fumbles:	Julian Love vs. Vanderbilt, 2018 (2)
Recorded 20 or more tackles:	Manti Te'o vs. Stanford, 2010 (21)
Recorded 15 or more tackles:	Te'von Coney vs. LSU (Citrus Bowl), 2017 (17)
Recorded 10 or more tackles:	Drew White at Michigan, 2019 (10)
Recorded 4.0 or more sacks:	Jerry Tillery vs. Stanford, 2018 (4.0)
Recorded 3.0 or more sacks:	Julian Okwara vs. Virginia, 2019 (3.0)
Recorded 2.0 or more sacks:	Julian Okwara (3.0) and Khalid Kareem (2.5) vs. Virginia, 2019

Special Teams

Scored 17 or more points kicking:	Kyle Brindza vs. Rutgers (Pinstripe Bowl), 2013 (17)
Scored 15 or more points kicking:	Kyle Brindza vs. Rutgers (Pinstripe Bowl), 2013 (17)
Scored 10 or more points kicking:	Jonathan Doerer vs. Southern Cal, 2019 (12)
Kicked five or more field goals:	Kyle Brindza vs. Rutgers (Pinstripe Bowl), 2013 (5)
Kicked four or more field goals:	Justin Yoon vs. Georgia, 2017
Kicked two field goals of 50 or more yards:	Never
Kicked a field goal of 50 or more yards:	Jonathan Doerer vs. Southern Cal, 2019 (52)
Kicked a punt 70 or more yards:	Tyler Newsome vs. Michigan State, 2016 (71)
Kicked a punt 60 or more yards:	Jay Bramblett at Michigan, 2019 (61)
Punted 10 or more times:	Jay Bramblett at Michigan, 2019 (10)
Totaled 175 or more kickoff return yards:	C.J. Sanders at Stanford, 2015 (182)
Totaled 100 or more punt return yards:	C.J. Sanders at Stanford, 2015 (182)

AN OPPOSING TEAM

Rushing

Had 400 or more yards:	Pittsburgh, 1975 (411)
Had 300 or more yards:	Michigan, 2019 (303)
Had 200 or more yards:	Michigan, 2019 (303)
Had 50 or more rushing attempts:	Michigan, 2019 (57)
Had five or more rush TDs:	Texas, 2016 (5)
Had four or more rush TDs:	Texas, 2016 (5)
Had two or more players with 100 rush yards in a game:	BYU, 2013 (Taysom Hill - 101, Paul Lasike - 101)

Passing

Had 400 or more yards:	USC, 2015 (440)
Had 300 or more yards:	Virginia, 2019 (334)
Had 60 or more pass attempts:	Tennessee, 1990 (60)
Had 50 or more pass attempts:	USC, 2018 (51)
Had 40 or more pass attempts:	Virginia, 2019 (43)
Had 30 or more pass completions:	Virginia, 2019 (30)
Had five or more passing TDs:	USC, 2014 (6)
Had four or more passing TDs:	Stanford, 2017 (4)
Had three or more passing TDs:	Michigan, 2019 (3)

Receiving

Had two players with 100 receiving yards in a game: Virginia, 2019
(Hasise Dubois, 143 and Joe Reed, 107)

Total Offense

Had 600 or more yards total offense: Ohio State, 2006 Fiesta Bowl (617)
Had 500 or more yards total offense: Wake Forest, 2017 (587)
Had 400 or more yards total offense: Michigan, 2019 (437)
Had 90 or more plays: Wake Forest, 2018 (92)
Had 80 or more plays: Virginia Tech, 2018 (85)
Had 75 or more plays: USC, 2018 (75)

Scoring

Scored 60 or more points: Never
Scored 50 or more points: Texas, 2016 (50)
Scored 40 or more points: Michigan, 2019 (45)
Scored 30 or more points: Michigan, 2019 (45)
Scored a two-point conversion: Navy, 2018

Turnovers

Did not commit a turnover: Michigan, 2019
Had three or more fumbles lost: Virginia, 2019 (3)
Intercepted five or more passes: USC, 1967 (7)
Intercepted four or more passes: Arizona State, 2014 (4)
Intercepted three or more passes: Ball State, 2018 (3)
Returned an interception for a TD: at Miami, Fla., 2017
(Trajan Bandy - 65 yards)
Returned a fumble for a TD: Pittsburgh, 2015
(Ejuan Price - 32 yards)

Defense

Held ND to 10 or fewer first downs: at NC State, 2016 (10)
Scored a safety: vs. Stanford, 2016
Held ND to 50 or fewer rushing yards: at Michigan, 2019 (47)
Held ND to 200 or fewer passing yards: at Michigan, 2019 (47)
Held ND to 100 or fewer passing yards: at Boston College, 2017 (96)
Held ND to 300 or fewer yards total offense: Michigan, 2019 (180)
Held ND to 200 or fewer yards total offense: at Michigan, 2019 (180)

Special Teams

Returned a punt for a TD: at USC, 2016 (Adore Jackson - 55 yards)
Returned a blocked punt for a TD: NC State, 2017
(Germaine Pratt - 0 yards)
Returned a kickoff for a TD: Pittsburgh, 2018 (Maurice Ffrench - 99 yards)
Returned a punt for TD and kickoff for TD in same game: at USC, 2016
(Adore Jackson - 55 yd PR; 97 yd KO)
Punted 10 or more times: Boston College, 2010 (11)
Did not punt: Miami (Fla.), 1985
Missed a kicking PAT: Massachusetts, 2015

Miscellaneous

Had 30 or more first downs: Wake Forest, 2017 (34)
Had 20 or more first downs: at Michigan, 2019 (23)
Had 10 or more penalties: NC State, 2017 (12)
Had 100 or more yards in penalties: Georgia, 2017 (127)
Had 35 minutes or more of possession time: LSU, 2017 (37:32)
Had one 100-yard receiver and one 100-yard rusher: Wake Forest, 2017
(Matt Colburn, 120 rushing; Anthony Bachman, 116 receiving)

AN OPPOSING PLAYER

Rushing

Rushed for 300 or more yards: Tony Dorsett, Pittsburgh, 1975 (303)
Rushed for 200 or more yards: Alexander Teich, Navy, 2010 (210)
Rushed for 150 or more yards: Tyler Gaffney, Stanford, 2013 (189)
Rushed for 100 or more yards: Hassan Haskins, at Michigan, 2019 (149)
Rushed 40 or more times: Craig Heyward, Pittsburgh, 1987 (42)
Rushed 30 or more times: Tyler Gaffney, Stanford, 2013 (33)
Rushed 25 or more times: Ezekiel Elliott, Ohio State (Fiesta Bowl), 2015 (27)
Rushed for five or more TDs: Walter Reyes, Syracuse, 2003 (5)
Rushed for four or more TDs: Ezekiel Elliott, Ohio State (Fiesta Bowl), 2015 (4)
Rushed for three or more TDs: Tyrone Swoopes, Texas, 2016 (3)
Rushed for two or more TDs: Zach Charbonnet, at Michigan, 2019 (2)
Had a run of 80 or more yards: Jeff Smith, Boston College, 2015 (80)
Had a run of 70 or more yards: Gerald Holmes, Michigan State, 2016 (73)
Had a run of 60 or more yards: Gerald Holmes, Michigan State, 2016 (73)
Had a run of 50 or more yards: Malcolm Perry, Navy, 2018 (58)

Passing

Passed for 500 or more yards: Never
Passed for 400 or more yards: Matt Leinart, USC, 2004 (400)
Passed for 300 or more yards: Bryce Perkins, Virginia, 2019 (334)
Attempted 60 or more passes: Andy Kelly, Tennessee, 1990 (60)
Attempted 50 or more passes: JT Daniels, USC, 2018 (51)
Attempted 40 or more passes: Bryce Perkins, Virginia, 2019 (43)
Completed 30 or more passes: Bryce Perkins, Virginia, 2019 (30)
Completed 20 or more passes: Kedon Slovis, Southern Cal, 2019 (24)
Threw six or more TDs: Cody Kessler, USC, 2014 (6)
Threw five or more TDs: Cody Kessler, USC, 2014 (6)
Threw four or more TDs: KJ Costello, Stanford, 2017 (4)
Threw three or more TDs: KJ Costello, Stanford, 2017 (4)
Completed a pass of 90 or more yards: Kyle Orton, Purdue, 2004 (97)
Completed a pass of 80 or more yards: Cody Kessler, USC, 2015 (83)
Completed a pass of 70 or more yards: Eric Dungey, Syracuse, 2016 (72)
Completed a pass of 60 or more yards: Eric Dungey, Syracuse, 2016 (72)
Completed a pass of 50 or more yards: Shea Patterson, Michigan, 2018 (52)

Receiving

Caught 15 or more passes: Jalen Saunders, Oklahoma, 2012 (15)
Caught 10 or more passes: Quintin Morris, Bowling Green, 2019 (10)
Caught seven or more passes: Amon St. Brown, Southern Cal, 2019 (8)
Had 200 or more yards receiving: Selwyn Lymon, Purdue, 2006 (238)
Had 150 or more yards receiving: Canaan Severin, Virginia, 2015 (153)
Had 100 or more yards receiving: Amon St. Brown, Southern Cal, 2019 (112)
Caught three or more TD passes: Jeremy Gallon, Michigan, 2013 (3)
Caught two or more TD passes: James Gardner, Miami (Ohio), 2017 (2)

Scoring

Accounted for six or more touchdowns: Cody Kessler, USC, 2014 (6 passing, 0 rushing)
Accounted for five or more touchdowns: Eric Dungey, Syracuse, 2016 (2 passing, 3 rushing)
Accounted for four or more touchdowns: KJ Costello, Stanford, 2017 (4 passing, 0 rushing)
Accounted for three or more touchdowns: KJ Costello, Stanford, 2017 (4 passing, 0 rushing)

Defense

Intercepted three or more passes: Rod Johnson, North Carolina State, 2003 (3)
Intercepted two or more passes: Justin Simmons, Boston College, 2015 (2)
Recorded three or more sacks: Bradley Chubb, NC State, 2016 (3.0)
Recorded two or more sacks: Marlon Tuipolotu, USC, 2018 (2.0)

Special Teams

Kicked four or more field goals: Jack Mitchell, Northwestern, 2014 (4)
Kicked a field goal 50 or more yards: Matt Payne, BYU, 2004 (53)
Kicked a punt of 65 or more yards: Jake Bailey, Stanford, 2017 (65)
Totalled 100 or more kick return yards: Jaylen Samuels, NC State, 2017 (116)

Team Statistics	ND	OPP
SCORING	249	146
Points Per Game	35.6	20.9
Points Off Turnovers	70	16
FIRST DOWNS	140	142
Rushing	63	69
Passing	64	64
Penalty	13	9
RUSHING YARDAGE	1181	1227
Yards gained rushing	1314	1512
Yards lost rushing	133	285
Rushing Attempts	241	292
Average Per Rush	4.9	4.2
Average Per Game	168.7	175.3
TDs Rushing	13	9
PASSING YARDAGE	1705	1305
Comp-Att-Int	126-210-2	119-202-6
Average Per Pass	8.1	6.5
Average Per Catch	13.5	11.0
Average Per Game	243.6	186.4
TDs Passing	18	8
TOTAL OFFENSE	2886	2532
Total Plays	451	494
Average Per Play	6.4	5.1
Average Per Game	412.3	361.7
KICK RETURNS: #-Yards	10-199	15-264
PUNT RETURNS: #-Yards	9-52	13-60
INT RETURNS: #-Yards	6-36	2-11
KICK RETURN AVERAGE	19.9	17.6
PUNT RETURN AVERAGE	5.8	4.6
INT RETURN AVERAGE	6.0	5.5
FUMBLES-LOST	9-4	20-8
PENALTIES-Yards	45-320	37-293
Average Per Game	45.7	41.9
PUNTS-Yards	35-1458	39-1614
Average Per Punt	41.7	41.4
Net punt average	39.4	37.0
KICKOFFS-Yards	44-2664	31-1780
Average Per Kick	60.5	57.4
Net kick average	41.5	38.9
TIME OF POSSESSION/Game	26:45	33:15
3RD-DOWN Conversions	36/92	35/103
3rd-Down Pct	39%	34%
4TH-DOWN Conversions	8/13	3/9
4th-Down Pct	62%	33%
SACKS BY-Yards	20-154	11-61
MISC YARDS	0	0
TOUCHDOWNS SCORED	33	17
FIELD GOALS-ATTEMPTS	6-7	9-10
ON-SIDE KICKS	0-0	1-1
RED-ZONE SCORES	(24-24) 100%	(18-19) 95%
RED-ZONE TOUCHDOWNS	(21-24) 88%	(12-19) 63%
PAT-ATTEMPTS	(33-33) 100%	(17-17) 100%
ATTENDANCE	310488	263342
Games/Avg Per Game	4/77622	3/87781
Neutral Site Games		0/0

Score by Quarters	1st	2nd	3rd	4th	OT	Total
Notre Dame	56	79	55	59	0	249
Opponents	27	38	23	58	0	146

Rushing	gp	att	gain	loss	net	avg	td	lg	avg/g
JONES Jr., Tony	7	88	583	12	571	6.5	4	43	81.6
BOOK, Ian	7	55	260	59	201	3.7	3	37	28.7
SMITH, Jahmir	5	24	110	2	108	4.5	2	24	21.6
LENZY, Braden	4	4	69	0	69	17.2	1	51	17.2
JURKOVEC, Phil	3	12	86	25	61	5.1	0	23	20.3
FLEMISTER, C'Bo	4	24	71	11	60	2.5	3	11	15.0
CLARK, Bendon	2	5	33	0	33	6.6	0	14	16.5
K. WILLIAMS	4	4	28	2	26	6.5	0	14	6.5
ASSAF, Mick	7	7	25	2	23	3.3	0	13	3.3
KEYS III, Lawrence	6	3	15	1	14	4.7	0	8	2.3
ARMSTRONG, Jafar	3	6	13	4	9	1.5	0	5	3.0
FINKE, Chris	7	1	7	0	7	7.0	0	7	1.0
DAVIS, Avery	5	5	12	9	3	0.6	0	6	0.6
YOUNG, Michael	3	1	2	0	2	2.0	0	2	0.7
TEAM	3	2	0	6	-6	-3.0	0	0	-2.0
Total	7	241	1314	133	1181	4.9	13	51	168.7
Opponents	7	292	1512	285	1227	4.2	9	49	175.3

Passing	gp	effic	comp-att-int	pct	yds	td	lg	avg/g
BOOK, Ian	7	146.34	116-196-2	59.2	1492	15	65	213.1
JURKOVEC, Phil	3	243.42	9-13-0	69.2	191	2	52	63.7
CLARK, Bendon	2	614.80	1-1-0	100.0	22	1	22	11.0
Total	7	154.58	126-210-2	60.0	1705	18	65	243.6
Opponents	7	120.31	119-202-6	58.9	1305	8	43	186.4

Receiving	gp	no.	yds	avg	td	lg	avg/g
CLAYPOOL, Chase	7	29	436	15.0	4	37	62.3
KMET, Cole	5	23	290	12.6	4	37	58.0
FINKE, Chris	7	15	182	12.1	1	54	26.0
McKINLEY, Javon	7	10	242	24.2	4	65	34.6
TREMBLE, Tommy	7	10	141	14.1	2	29	20.1
JONES Jr., Tony	7	8	45	5.6	0	12	6.4
KEYS III, Lawrence	6	7	70	10.0	0	28	11.7
DAVIS, Avery	5	6	98	16.3	2	59	19.6
YOUNG, Michael	3	6	21	3.5	0	8	7.0
LENZY, Braden	4	4	87	21.8	1	52	21.8
WRIGHT, Brock	7	2	45	22.5	0	40	6.4
ARMSTRONG, Jafar	3	2	20	10.0	0	16	6.7
SMITH, Jahmir	5	2	12	6.0	0	6	2.4
FLEMISTER, C'Bo	4	1	13	13.0	0	13	3.2
K. WILLIAMS	4	1	3	3.0	0	3	0.8
Total	7	126	1705	13.5	18	65	243.6
Opponents	7	119	1305	11.0	8	43	186.4

Punt Returns	no.	yds	avg	td	lg
FINKE, Chris	6	50	8.3	0	25
WILKINS, Joe	2	2	1.0	0	2
TEAM	1	0	0.0	0	0
Total	9	52	5.8	0	25
Opponents	13	60	4.6	0	16

Interceptions	no.	yds	avg	td	lg
ELLIOTT, Jalen	2	2	1.0	0	2
HAMILTON, Kyle	2	34	17.0	1	34
CRAWFORD, Shaun	1	0	0.0	0	0
GILMAN, Alohi	1	0	0.0	0	0
Total	6	36	6.0	1	34
Opponents	2	11	5.5	0	11

Kick Returns	no.	yds	avg	td	lg
ARMSTRONG, Jafar	3	46	15.3	0	20
YOUNG, Michael	2	48	24.0	0	32
KEYS III, Lawrence	2	61	30.5	0	45
K. WILLIAMS	2	35	17.5	0	19
SIMON, Shayne	1	9	9.0	0	9
Total	10	199	19.9	0	45
Opponents	15	264	17.6	0	26

Fumble Returns	no.	yds	avg	td	lg
BRACY, Tariq	1	9	9.0	0	9
Tagovailoa-Amosa, M.	1	48	48.0	0	48
OGUNDEJI, Adetokunb	1	23	23.0	1	23
D. HAYES	1	2	2.0	0	2
Total	4	82	20.5	1	48
Opponents	0	0	0.0	0	0

Scoring	td	fg	PAT				dxp	saf	pts
			kick	rush	rcv	pass			
DOERER, Jonathan	-	6-7	29-29	-	-	-	-	47	
CLAYPOOL, Chase	4	-	-	-	-	-	-	24	
JONES Jr., Tony	4	-	-	-	-	-	-	24	
KMET, Cole	4	-	-	-	-	-	-	24	
McKINLEY, Javon	4	-	-	-	-	-	-	24	
BOOK, Ian	3	-	-	-	-	-	-	18	
FLEMISTER, C'Bo	3	-	-	-	-	-	-	18	
DAVIS, Avery	2	-	-	-	-	-	-	12	
TREMBLE, Tommy	2	-	-	-	-	-	-	12	
SMITH, Jahmir	2	-	-	-	-	-	-	12	
LENZY, Braden	2	-	-	-	-	-	-	12	
FINKE, Chris	1	-	-	-	-	-	-	6	
OGUNDEJI, Adetokunb	1	-	-	-	-	-	-	6	
HAMILTON, Kyle	1	-	-	-	-	-	-	6	
LEONARD, Harrison	-	-	4-4	-	-	-	-	4	
Total	33	6-7	33-33	-	-	-	-	249	
Opponents	17	9-10	17-17	-	-	-	-	146	

Total Offense	g	plays	rush	pass	total	avg/g
BOOK, Ian	7	251	201	1492	1693	241.9
JONES Jr., Tony	7	88	571	0	571	81.6
JURKOVEC, Phil	3	25	61	191	252	84.0
SMITH, Jahmir	5	24	108	0	108	21.6
LENZY, Braden	4	4	69	0	69	17.2
FLEMISTER, C'Bo	4	24	60	0	60	15.0
CLARK, Bendon	2	6	33	22	55	27.5
K. WILLIAMS	4	4	26	0	26	6.5
ASSAF, Mick	7	7	23	0	23	3.3
KEYS III, Lawrence	6	3	14	0	14	2.3
ARMSTRONG, Jafar	3	6	9	0	9	3.0
FINKE, Chris	7	1	7	0	7	1.0
DAVIS, Avery	5	5	3	0	3	0.6
YOUNG, Michael	3	1	2	0	2	0.7
TEAM	3	2	-6	0	-6	-2.0
Total	7	451	1181	1705	2886	412.3
Opponents	7	494	1227	1305	2532	361.7

Field Goals	fg	pct.	01-19	20-29	30-39	40-49	50-99	lg	blk
DOERER, Jonathan	6-7	85.7	0-0	2-2	1-1	2-3	1-1	52	0

FG Sequence	Notre Dame	Opponents
Louisville	-	(42)
New Mexico	(36)	-
Georgia	(27)	(40),(31),(43)
Virginia	47	(32),(27)
Bowling Green	(27)	40
USC	(45),(52),(43)	(40),(27)
Michigan	-	(21)

Punting	no.	yds	avg	lg	tb	fc	i20	50+	blk
BRAMBLETT, Jay	35	1458	41.7	61	1	10	12	3	0
Total	35	1458	41.7	61	1	10	12	3	0
Opponents	39	1614	41.4	63	6	11	9	10	1

Kickoffs	no.	yds	avg	tb	ob	retn	net	ydln
DOERER, Jonathan	42	2584	61.5	23	1			
LEONARD, Harrison	2	80	40.0	0	0			
Total	44	2664	60.5	23	1	17.6	41.5	23
Opponents	31	1780	57.4	15	0	19.9	38.9	26

Numbers in (parentheses) indicate field goal was made.

All Purpose	g	rush	rcv	pr	kr	ir	total	avg/g
JONES Jr., Tony	7	571	45	0	0	0	616	88.0
CLAYPOOL, Ch	7	0	436	0	0	0	436	62.3
KMET, Cole	5	0	290	0	0	0	290	58.0
McKINLEY, Javo	7	0	242	0	0	0	242	34.6
FINKE, Chris	7	7	182	50	0	0	239	34.1
BOOK, Ian	7	201	0	0	0	0	201	28.7
LENZY, Braden	4	69	87	0	0	0	156	39.0
KEYS III, Lawre	6	14	70	0	61	0	145	24.2
TREMBLE, Tom	7	0	141	0	0	0	141	20.1
SMITH, Jahmir	5	108	12	0	0	0	120	24.0
DAVIS, Avery	5	3	98	0	0	0	101	20.2
ARMSTRONG, J	3	9	20	0	46	0	75	25.0
FLEMISTER, C'	4	60	13	0	0	0	73	18.2
YOUNG, Michae	3	2	21	0	48	0	71	23.7
K. WILLIAMS	4	26	3	0	35	0	64	16.0
JURKOVEC, Phi	3	61	0	0	0	0	61	20.3
WRIGHT, Brock	7	0	45	0	0	0	45	6.4
HAMILTON, Kyl	7	0	0	0	0	34	34	4.9
CLARK, Bendon	2	33	0	0	0	0	33	16.5
ASSAF, Mick	7	23	0	0	0	0	23	3.3
SIMON, Shayne	7	0	0	0	9	0	9	1.3
WILKINS, Joe	4	0	0	2	0	0	2	0.5
ELLIOTT, Jalen	7	0	0	0	0	2	2	0.3
TEAM	3	-6	0	0	0	0	-6	-2.0
Total	7	1181	1705	52	199	36	3173	453.3
Opponents	7	1227	1305	60	264	11	2867	409.6

#	Defensive Leaders	gp	Tackles				Sacks no-yds	Pass defense			Fumbles		blkd	
			ua	a	tot	tfl/yds		int-yds	brup	qbh	rcv-yds	ff	kick	saf
22	BILAL, Asmar	7	26	18	44	6.0-16	
11	GILMAN, Alohi	7	18	25	43	2.0-4	.	1-0	1	1	1-0	1	.	.
60	OWUSU-KORAMOAHA,	7	31	12	43	5.5-23	1.0-9	.	.	1	.	1	.	.
40	WHITE, Drew	7	23	17	40	7.0-16	1.0-2	.	1	1
21	ELLIOTT, Jalen	7	19	9	28	.	.	2-2	2
53	KAREEM, Khalid	7	12	12	24	5.5-30	3.5-26	.	.	7
14	HAMILTON, Kyle	7	16	8	24	.	.	2-34	2
5	PRIDE Jr., Troy	7	14	8	22	.	.	.	4
28	BRACY, Tariq	7	16	5	21	.	.	.	5	.	1-9	1	.	.
52	BAUER, Bo	7	13	4	17	2.0-4	1	.
91	OGUNDEJI, Adetokun	7	7	10	17	1.5-3	.	.	.	3	1-23	1	.	.
95	Tagovailoa-Amosa, M	7	8	7	15	2.0-4	0.5-1	.	1	4	1-48	.	.	.
5A	ADEMILOLA, Jayson	7	5	10	15	2.5-8	.	.	1	2
42	OKWARA, Julian	7	7	7	14	5.0-49	4.0-48	.	.	5	1-0	2	1	.
2C	CRAWFORD, Shaun	5	11	1	12	.	.	1-0	2
44	JONES, Jamir	5	8	4	12	5.0-29	4.0-26	.	1	1	.	2	.	.
41	HINISH, Kurt	7	4	7	11	3.5-11	2.0-9	.	.	1	.	1	.	.
1M	MOALA, Paul	7	3	6	9
2	GENMARK-HEATH, J.	7	5	2	7	1.0-6
5L	LACEY, Jacob	7	3	4	7	1.5-3	0.5-2
31	LAMB, Jack	7	4	3	7	2.0-11	1.0-7	.	.	.	1-0	1	.	.
9A	D. HAYES	4	5	1	6	3.0-11	1.0-7	.	.	.	1-2	.	.	.
33	SIMON, Shayne	7	1	4	5	1.5-2	.	.	.	1
8V	VAUGHN, Donte	4	2	3	5	.	.	.	1
1B	BROWN, DJ	6	2	3	5
94	FOSKEY, Isaiah	2	.	3	3	1
26	AGORO, Temitope	6	3	.	3
83	CLAYPOOL, Chase	7	2	1	3	1-0	.	.	.
1A	ADEMIOLA, Justin	3	2	.	2
54	SHANNON, John	7	.	2	2
29	OGHOUFO, Ovie	3	.	2	2	0.5-2	0.5-2
3	GRIFFITH, Houston	7	1	1	2
5C	CROSS III, Howard	2	.	2	2
7P	PELINI, Patrick	2	2	.	2
6	JONES Jr., Tony	7	1	.	1	1	.	.
1G	N. OSAFO-MENSAH	2	.	1	1
16	WALLACE, KJ	4	.	1	1
90	H. SPEARS	2	.	1	1
84	KMET, Cole	5	1	.	1
3E	O. EKWONU	1	1	.	1
89	WRIGHT, Brock	7	1	.	1
Total		7	277	204	481	57-232	20-154	6-36	21	28	8-82	11	2	.
Opponents		7	255	148	403	35-122	11-61	2-11	25	17	4-0	3	.	.

Date	Opponent	Rushing				Receiving				Passing				Kick Returns				Punt Returns				tot off
		no.	yds	td	lg	no.	yds	td	lg	cmp-att-int	yds	td	lg	no.	yds	td	lg	no.	yds	td	lg	
Sep 02	at Louisville	42	230	4	37	14	193	1	34	14-23-0	193	1	34	1	16	0	16	1	-2	0	0	423
Sep 14	NEW MEXICO	38	157	2	24	17	434	6	65	17-27-0	434	6	65	2	64	0	45	2	17	0	17	591
Sep 21	at Georgia	14	46	0	9	29	275	2	31	29-47-2	275	2	31	1	9	0	9	0	0	0	0	321
Sep 28	VIRGINIA	37	157	4	30	17	165	0	37	17-25-0	165	0	37	1	16	0	16	1	1	0	1	322
Oct 05	BOWLING GREEN	34	233	1	36	21	340	6	40	21-27-0	340	6	40	0	0	0	0	4	36	0	25	573
Oct 12	USC	45	311	2	51	17	165	1	26	17-32-0	165	1	26	2	48	0	32	0	0	0	0	476
Oct 26	at Michigan	31	47	0	9	11	133	2	28	11-29-0	133	2	28	3	46	0	20	1	0	0	0	180
Opponents		241	1181	13	51	126	1705	18	65	126-210-2	1705	18	65	10	199	0	45	9	52	0	25	2886
		292	1227	9	49	119	1305	8	43	119-202-6	1305	8	43	15	264	0	26	13	60	0	16	2532

Games: 7 • Avg/rush: 4.9 • Avg/catch: 13.5 • Pass effic: 154.58 • KR avg: 19.9 • PR avg: 5.8 • All purpose avg/game: 453.3 • Total offense avg/gm: 412.3

Date	Opponent	Tackles				Sacks no-yds	Fumble		Pass Defense			blkd kick	PAT Attempts			off		
		ua	a	total	tfl-yds		ff	fr-yds	int-yds	qbh	brup		kick	rush	rcv	saf	t/o	pts
Sep 02	at Louisville	48	16	64	10.0-35	4.0-13	2	3-2	0-0	3	5	0	5-5	0	0	0	7	35
Sep 14	NEW MEXICO	42	26	68	8.0-20	0.0-0	0	1-9	3-36	6	5	0	9-9	0	0	0	28	66
Sep 21	at Georgia	31	34	65	6.0-18	0.0-0	1	1-0	0-0	0	2	0	2-2	0	0	0	7	17
Sep 28	VIRGINIA	45	16	61	13.0-61	8.0-55	4	3-71	2-0	5	3	0	5-5	0	0	0	28	35
Oct 05	BOWLING GREEN	37	32	69	8.0-34	2.0-25	1	0-0	1-0	7	2	1	7-7	0	0	0	0	52
Oct 12	USC	38	38	76	7.0-32	4.0-26	1	0-0	0-0	7	2	0	3-3	0	0	0	0	30
Oct 26	at Michigan	36	42	78	5.0-32	2.0-20	2	0-0	0-0	0	2	1	2-2	0	0	0	0	14
Opponents		277	204	481	57.0-232	19.0-139	11	8-82	6-36	28	21	2	33-33	0	0	0	70	249
		255	148	403	35.0-122	10.0-59	3	4-0	2-11	17	25	0	17-17	0	0	0	16	146

Date	Opponent	Punting						Field Goals			Kickoffs							
		no.	yds	avg	long	blkd	tb	fc	50+	i20	md-att	long	blkd	no.	yds	avg	tb	ob
Sep 02	at Louisville	6	236	39.3	46	0	0	5	0	2	0-0	0	0	6	371	61.8	2	0
Sep 14	NEW MEXICO	4	163	40.8	48	0	0	1	0	2	1-1	36	0	10	567	56.7	4	1
Sep 21	at Georgia	4	190	47.5	58	0	0	2	1	3	1-1	27	0	3	175	58.3	1	0
Sep 28	VIRGINIA	6	234	39.0	44	0	0	2	0	0	0-1	0	0	6	377	62.8	4	0
Oct 05	BOWLING GREEN	2	91	45.5	49	0	0	0	0	1	1-1	27	0	9	572	63.6	7	0
Oct 12	USC	3	121	40.3	46	0	1	0	0	0	3-3	52	0	7	434	62.0	4	0
Oct 26	at Michigan	10	423	42.3	61	0	0	0	2	4	0-0	0	0	3	168	56.0	1	0
Totals		35	1458	41.7	61	0	1	10	3	12	6-7	52	0	44	2664	60.5	23	1

Opponent	Score	First Downs				Rushing Number-Yards	Passing			Total Offense Plays-Yards	Return Yards	Turn-Overs
		Total	Rush	Pass	Pen		Comp-Att-Int	Yards				
Louisville	35-17	18 / 21	9 / 14	9 / 6	0 / 1	42-230 / 47-249	14-23-0 / 12-28-0	193 / 134	65-423 / 75-383	16 / 59	1 / 3	
NEW MEXICO	66-14	25 / 22	9 / 11	12 / 7	4 / 4	38-157 / 46-212	17-27-0 / 10-29-3	434 / 151	65-591 / 75-363	126 / 32	0 / 4	
Georgia	17-23	14 / 18	3 / 7	10 / 11	1 / 0	14-46 / 33-152	29-47-2 / 20-26-0	275 / 187	61-321 / 59-339	9 / 28	2 / 1	
VIRGINIA	35-20	19 / 19	9 / 5	7 / 13	3 / 1	37-157 / 29-4	17-25-0 / 30-43-2	165 / 334	62-322 / 72-338	88 / 56	1 / 5	
BOWLING GREEN	52-0	27 / 14	13 / 7	13 / 7	1 / 0	34-233 / 42-118	21-27-0 / 15-27-1	340 / 110	61-573 / 69-228	36 / 29	0 / 1	
USC	30-27	25 / 25	17 / 11	7 / 14	1 / 0	45-311 / 38-189	17-32-0 / 24-35-0	165 / 255	77-476 / 73-444	48 / 84	0 / 0	
Michigan	14-45	12 / 23	3 / 14	6 / 6	3 / 3	31-47 / 57-303	11-29-0 / 8-14-0	133 / 134	60-180 / 71-437	46 / 47	2 / 0	
Totals	249-146	140 / 142	63 / 69	64 / 64	13 / 9	241-1181 / 292-1227	126-210-2 / 119-202-6	1705 / 1305	451-2886 / 494-2532	369 / 335	6 / 14	

Opponent	3rd Down		4th Down		Time of Possession	TOP Margin	Avg Yds/Rush	Avg Yds/Pass	Avg Yds/Play	Punting Number-Avg	Penalties	
	Conversions	Conversions	Number-Yards	Sacks								
Louisville	5-12 / 6-15	0-1 / 1-2	28:00 / 32:00	-4:00	5.5 / 5.3	8.4 / 4.8	6.5 / 5.1	6-39.3 / 5-41.4	4-20 / 8-50	4 / 3		
NEW MEXICO	1-10 / 4-18	5-5 / 1-3	24:54 / 35:06	-10:12	4.1 / 4.6	16.1 / 5.2	9.1 / 4.8	4-40.8 / 6-46.5	7-53 / 5-39	0 / 1		
Georgia	4-13 / 4-11	1-3 / 0-0	25:29 / 34:31	-9:02	3.3 / 4.6	5.9 / 7.2	5.3 / 5.7	4-47.5 / 4-35.2	12-85 / 6-43	0 / 0		
VIRGINIA	6-15 / 4-14	2-2 / 1-2	26:28 / 33:32	-7:04	4.2 / 0.1	6.6 / 7.8	5.2 / 4.7	6-39.0 / 4-40.5	9-50 / 6-52	8 / 4		
BOWLING GREEN	8-11 / 8-19	0-0 / 0-2	26:40 / 33:20	-6:40	6.9 / 2.8	12.6 / 4.1	9.4 / 3.3	2-45.5 / 8-43.2	1-5 / 6-39	2 / 0		
USC	9-16 / 5-13	0-1 / 0-0	30:20 / 29:40	0:40	6.9 / 5.0	5.2 / 7.3	6.2 / 6.1	3-40.3 / 5-42.2	5-45 / 2-20	4 / 1		
Michigan	3-15 / 4-13	0-1 / 0-0	25:23 / 34:37	-9:14	1.5 / 5.3	4.6 / 9.6	3.0 / 6.2	10-42.3 / 7-38.3	7-62 / 4-50	2 / 2		
Totals	36-92 / 35-103	8-13 / 3-9	187:14 / 232:46	-45:32	4.9 / 4.2	8.1 / 6.5	6.4 / 5.1	35-41.7 / 39-41.4	45-320 / 37-293	20 / 11		

Note: Game totals are displayed in the format TEAM/OPPONENT for each category

NOTRE DAME INDIVIDUAL GAME HIGHS

Rushes	25	JONES Jr., Tony vs USC (Oct 12, 2019)
Yards Rushing	176	JONES Jr., Tony vs USC (Oct 12, 2019)
TD Rushes	3	JONES Jr., Tony vs Virginia (Sep 28, 2019)
Long Rush	51	LENZY, Braden vs USC (Oct 12, 2019)
Pass attempts	47	BOOK, Ian at Georgia (Sep 21, 2019)
Pass completions	29	BOOK, Ian at Georgia (Sep 21, 2019)
Yards Passing	360	BOOK, Ian vs New Mexico (Sep 14, 2019)
TD Passes	5	BOOK, Ian vs New Mexico (Sep 14, 2019)
	5	BOOK, Ian vs Bowling Green (Oct 05, 2019)
Long Pass	65	BOOK, Ian vs New Mexico (Sep 14, 2019)
Receptions	9	KMET, Cole at Georgia (Sep 21, 2019)
Yards Receiving	108	KMET, Cole at Georgia (Sep 21, 2019)
TD Receptions	2	McKINLEY, Javon vs New Mexico (Sep 14, 2019)
	2	CLAYPOOL, Chase vs Bowling Green (Oct 05, 2019)
Long Reception	65	McKINLEY, Javon vs New Mexico (Sep 14, 2019)
Field Goals	3	DOERER, Jonathan vs USC (Oct 12, 2019)
Long Field Goal	52	DOERER, Jonathan vs USC (Oct 12, 2019)
Punts	10	BRAMBLETT, Jay at Michigan (Oct 26, 2019)
Punting Avg	47.5	BRAMBLETT, Jay at Georgia (Sep 21, 2019)
Long Punt	61	BRAMBLETT, Jay at Michigan (Oct 26, 2019)
Punts inside 20	4	BRAMBLETT, Jay at Michigan (Oct 26, 2019)
Long Punt Return	25	FINKE, Chris vs Bowling Green (Oct 05, 2019)
Long Kickoff Return	45	KEYS III, Lawrence vs New Mexico (Sep 14, 2019)
Tackles	11	BILAL, Asmar vs USC (Oct 12, 2019)
	11	WHITE, Drew at Michigan (Oct 26, 2019)
Sacks	3.0	OKWARA, Julian vs Virginia (Sep 28, 2019)
Tackles For Loss	3.0	OKWARA, Julian vs Virginia (Sep 28, 2019)
Interceptions	1	ELLIOTT, Jalen vs New Mexico (Sep 14, 2019)
	1	HAMILTON, Kyle vs New Mexico (Sep 14, 2019)
	1	CRAWFORD, Shaun vs New Mexico (Sep 14, 2019)
	1	GLLMAN, Alohi vs Virginia (Sep 28, 2019)
	1	HAMILTON, Kyle vs Virginia (Sep 28, 2019)
	1	ELLIOTT, Jalen vs Bowling Green (Oct 05, 2019)

NOTRE DAME TEAM GAME HIGHS

Rushes	45	vs USC (Oct 12, 2019)
Yards Rushing	311	vs USC (Oct 12, 2019)
Yards Per Rush	6.9	vs USC (Oct 12, 2019)
TD Rushes	4	at Louisville (Sep 02, 2019)
	4	vs Virginia (Sep 28, 2019)
Pass attempts	47	at Georgia (Sep 21, 2019)
Pass completions	29	at Georgia (Sep 21, 2019)
Yards Passing	434	vs New Mexico (Sep 14, 2019)
Yards Per Pass	16.1	vs New Mexico (Sep 14, 2019)
TD Passes	6	vs New Mexico (Sep 14, 2019)
	6	vs Bowling Green (Oct 05, 2019)
Total Plays	77	vs USC (Oct 12, 2019)
Total Offense	591	vs New Mexico (Sep 14, 2019)
Yards Per Play	9.4	vs Bowling Green (Oct 05, 2019)
Points	66	vs New Mexico (Sep 14, 2019)
Sacks By	8	vs Virginia (Sep 28, 2019)
First Downs	27	vs Bowling Green (Oct 05, 2019)
Penalties	12	at Georgia (Sep 21, 2019)
Penalty Yards	85	at Georgia (Sep 21, 2019)
Turnovers	2	at Georgia (Sep 21, 2019)
	2	at Michigan (Oct 26, 2019)
Interceptions By	3	vs New Mexico (Sep 14, 2019)
Punts	10	at Michigan (Oct 26, 2019)
Punting Avg	47.5	at Georgia (Sep 21, 2019)
Long Punt	61	at Michigan (Oct 26, 2019)
Punts inside 20	4	at Michigan (Oct 26, 2019)
Long Punt Return	25	vs Bowling Green (Oct 05, 2019)

OPPONENT INDIVIDUAL GAME HIGHS

Rushes	20	Haskins, Hassan, at Michigan (Oct 26, 2019)
Yards Rushing	149	Haskins, Hassan, at Michigan (Oct 26, 2019)
TD Rushes	2	Pass, J., at Louisville (Sep 02, 2019)
	2	Charbonnet, Z., at Michigan (Oct 26, 2019)
Long Rush	49	Haskins, Hassan, at Michigan (Oct 26, 2019)
Pass attempts	43	B. PERKINS, vs Virginia (Sep 28, 2019)
Pass completions	30	B. PERKINS, vs Virginia (Sep 28, 2019)
Yards Passing	334	B. PERKINS, vs Virginia (Sep 28, 2019)
TD Passes	2	B. PERKINS, vs Virginia (Sep 28, 2019)
	2	SLOVIS, KEDON, vs USC (Oct 12, 2019)
	2	Patterson, Shea, at Michigan (Oct 26, 2019)
Long Pass	43	B. PERKINS, vs Virginia (Sep 28, 2019)
Receptions	10	Q. MORRIS, vs Bowling Green (Oct 05, 2019)
Yards Receiving	143	H. DUBOIS, vs Virginia (Sep 28, 2019)
TD Receptions	1	Lawrence Cager, at Georgia (Sep 21, 2019)
	1	J. REED, vs Virginia (Sep 28, 2019)
	1	H. DUBOIS, vs Virginia (Sep 28, 2019)
	1	ST. BROWN, AMON, vs USC (Oct 12, 2019)
	1	VAUGHNS, TYLER, vs USC (Oct 12, 2019)
	1	Sainristil, M., at Michigan (Oct 26, 2019)
	1	Peoples-Jones, at Michigan (Oct 26, 2019)
	1	Collins, Nico, at Michigan (Oct 26, 2019)
Long Reception	43	J. REED, vs Virginia (Sep 28, 2019)
Field Goals	3	R. Blankenship, at Georgia (Sep 21, 2019)
Long Field Goal	43	R. Blankenship, at Georgia (Sep 21, 2019)
Punts	8	M. NARANJO, vs Bowling Green (Oct 05, 2019)
Punting Avg	46.5	T. DYER, vs New Mexico (Sep 14, 2019)
Long Punt	63	T. DYER, vs New Mexico (Sep 14, 2019)
Punts inside 20	3	T. DYER, vs New Mexico (Sep 14, 2019)
Long Punt Return	16	Peoples-Jones, at Michigan (Oct 26, 2019)
Long Kickoff Return	26	Hall, H., at Louisville (Sep 02, 2019)
Tackles	12	A. SOTOLONGO, vs Bowling Green (Oct 05, 2019)
	12	McGrone, Cam, at Michigan (Oct 26, 2019)
Sacks	1.0	Burns, R., at Louisville (Sep 02, 2019)
	1.0	Okeke, N., at Louisville (Sep 02, 2019)
	1.0	A. HART, vs New Mexico (Sep 14, 2019)
	1.0	J. MACK, vs Virginia (Sep 28, 2019)
	1.0	N. TAYLOR, vs Virginia (Sep 28, 2019)
	1.0	Z. ZANDIER, vs Virginia (Sep 28, 2019)
	1.0	E. HANBACK, vs Virginia (Sep 28, 2019)
	1.0	HOUSTON, JOHN, vs USC (Oct 12, 2019)
	1.0	Paye, Kwity, at Michigan (Oct 26, 2019)
	1.0	Vilain, Luiji, at Michigan (Oct 26, 2019)
Tackles For Loss	2.5	JACKSON, DRAKE, vs USC (Oct 12, 2019)
Interceptions	1	Divaad Wilson, at Georgia (Sep 21, 2019)
	1	J.R. Reed, at Georgia (Sep 21, 2019)

OPPONENT TEAM GAME HIGHS

Rushes	57	at Michigan (Oct 26, 2019)
Yards Rushing	303	at Michigan (Oct 26, 2019)
Yards Per Rush	5.3	at Michigan (Oct 26, 2019)
TD Rushes	3	at Michigan (Oct 26, 2019)
Pass attempts	43	vs Virginia (Sep 28, 2019)
Pass completions	30	vs Virginia (Sep 28, 2019)
Yards Passing	334	vs Virginia (Sep 28, 2019)
Yards Per Pass	9.6	at Michigan (Oct 26, 2019)
TD Passes	3	at Michigan (Oct 26, 2019)
Total Plays	75	at Louisville (Sep 02, 2019)
	75	vs New Mexico (Sep 14, 2019)
Total Offense	444	vs USC (Oct 12, 2019)
Yards Per Play	6.2	at Michigan (Oct 26, 2019)
Points	45	at Michigan (Oct 26, 2019)
Sacks By	4	vs Virginia (Sep 28, 2019)
First Downs	25	vs USC (Oct 12, 2019)
Penalties	8	at Louisville (Sep 02, 2019)
Penalty Yards	52	vs Virginia (Sep 28, 2019)
Turnovers	5	vs Virginia (Sep 28, 2019)
Interceptions By	2	at Georgia (Sep 21, 2019)
Punts	8	vs Bowling Green (Oct 05, 2019)
Punting Avg	46.5	vs New Mexico (Sep 14, 2019)
Long Punt	63	vs New Mexico (Sep 14, 2019)
Punts inside 20	3	vs New Mexico (Sep 14, 2019)
Long Punt Return	16	at Michigan (Oct 26, 2019)

##	PLAYER	GP-GS	LOU	NM	UGA	VA	BGSU	USC	MICH
5F	JAY. ADEMILOLA	7/-	XXX	XXX	XXX	XXX	XXX	XXX	XXX
1H	JUST. ADEMIOLA	3/-	...	XXX	XXX	...	XXX
2F	T. AGORO	7/-	XXX	XXX	XXX	XXX	XXX	XXX	XXX
2A	L. AJAVON	1/-	XXX
26	L. ALBANO	1/-	...	XXX
8	J. ARMSTRONG	3/1	START	XXX	XXX
32	M. ASSAF	7/-	XXX	XXX	XXX	XXX	XXX	XXX	XXX
69	A. BANKS	7/7	START	START	START	START	START	START	START
5A	B. BAUER	7/-	XXX	XXX	XXX	XXX	XXX	XXX	XXX
30	J. BERTRAND	1/-	XXX
2B	A. BILAL	7/6	XXX	START	START	START	START	START	START
12	I. BOOK	7/7	START	START	START	START	START	START	START
28	T. BRACY	7/2	XXX	XXX	XXX	XXX	START	START	XXX
19	J. BRAMBLETT	7/-	XXX	XXX	XXX	XXX	XXX	XXX	XXX
1A	D. BROWN	6/-	XXX	XXX	XXX	XXX	XXX	...	XXX
7	B. CLARK	2/-	...	XXX	XXX
83	C. CLAYPOOL	7/7	START	START	START	START	START	START	START
52	Z. CORRELL	2/-	...	XXX	XXX
2A	S. CRAWFORD	5/4	START	START	START	START	XXX
4A	A. DAVIS	5/-	...	XXX	XXX	XXX	XXX	...	XXX
56	J. DIRKSEN	3/-	...	XXX	XXX	...	XXX
39	J. DOERER	7/-	XXX	XXX	XXX	XXX	XXX	XXX	XXX
74	L. EICHENBERG	7/7	START	START	START	START	START	START	START
1M	C. EKANAYAKE	1/-	XXX
3E	O. EKWONU	1/-	XXX
21	J. ELLIOTT	7/7	START	START	START	START	START	START	START
10	C. FINKE	7/5	START	START	START	XXX	XXX	START	START
20	C. FLEMISTER	4/-	XXX	XXX	...	XXX	XXX
94	I. FOSKEY	2/-	...	XXX	XXX
5D	J. FRANKLIN	3/-	...	XXX	XXX	...	XXX
76	D. GIBBONS	7/-	XXX	XXX	XXX	XXX	XXX	XXX	XXX
11	A. GILMAN	7/7	START	START	START	START	START	START	START
3	H. GRIFFITH	7/-	XXX	XXX	XXX	XXX	XXX	XXX	XXX
61	C. GRUNHARD	3/-	...	XXX	XXX	...	XXX
72	R. HAINSEY	7/7	START	START	START	START	START	START	START
1C	K. HAMILTON	7/1	XXX	XXX	XXX	XXX	XXX	START	XXX
9	C. HART	3/-	...	XXX	XXX	XXX	...
9A	D. HAYES	4/-	XXX	XXX	XXX	XXX
2	J.GENMARK HEATH	7/1	START	XXX	XXX	XXX	XXX	XXX	XXX
4H	J. HENIGE	1/-	XXX
17	N. HENRY	1/-	...	XXX
41	K. HINISH	7/7	START	START	START	START	START	START	START
5E	H. CROSS III	3/-	...	XXX	XXX	...	XXX
13	L. KEYS III	6/2	XXX	START	START	XXX	...	XXX	XXX
44	JA. JONES	5/-	XXX	XXX	XXX	XXX	XXX
45	JO. JONES	7/-	XXX	XXX	XXX	XXX	XXX	XXX	XXX
80	M. JONES	2/-	...	XXX	XXX

#	PLAYER	GP-GS	LOU	NM	UGA	VA	BGSU	USC	MICH
6	T. JONES	7/7	START	START	START	START	START	START	START
15	P. JURKOVEC	3/-	...	XXX	XXX	...	XXX
5B	K. KAREEM	7/7	START	START	START	START	START	START	START
2D	J. KISER	4/-	XXX	XXX	XXX	XXX
84	C. KMET	5/5	START	START	START	START	START
78	T. KRAEMER	7/7	START	START	START	START	START	START	START
73	A. KRISTOFIC	2/-	...	XXX	XXX
5C	J. LACEY	7/-	XXX	XXX	XXX	XXX	XXX	XXX	XXX
81	J. LAGER	2/-	...	XXX	XXX
3B	J. LAMB	7/-	XXX	XXX	XXX	XXX	XXX	XXX	XXX
25	B. LENZY	4/1	...	XXX	XXX	XXX	START
98	H. LEONARD	2/-	...	XXX	XXX
4L	X. LEZYNSKI	1/-	XXX
35	M. LIUFAU	4/-	XXX	XXX	...	XXX	XXX
75	J. LUGG	7/-	XXX	XXX	XXX	XXX	XXX	XXX	XXX
60	C. MABRY	1/-	...	XXX
2M	J. MAHONEY	1/-	XXX
88	J. MCKINLEY	7/1	XXX	XXX	XXX	START	XXX	XXX	XXX
1B	P. MOALA	7/-	XXX	XXX	XXX	XXX	XXX	XXX	XXX
2H	O. OGHOUFO	4/-	...	XXX	...	XXX	XXX	...	XXX
91	A. OGUNDEJI	7/-	XXX	XXX	XXX	XXX	XXX	XXX	XXX
42	J. OKWARA	7/7	START	START	START	START	START	START	START
1G	N. OSAFO-MENSAH	2/-	...	XXX	XXX
6A	OWUSU-KORAMOAH	7/7	START	START	START	START	START	START	START
55	J. PATTERSON	7/7	START	START	START	START	START	START	START
3C	P. PELINI	2/-	...	XXX	XXX
62	L. PLANTZ	3/-	...	XXX	XXX	...	XXX
5	T. PRIDE	7/7	START	START	START	START	START	START	START
4R	A. RAARUP	1/-	XXX
3R	J. RITTMAN	1/-	XXX
57	T. RUHLAND	3/-	...	XXX	XXX	...	XXX
29	M. SALERNO	1/-	...	XXX
38	C. SCHILLING	1/-	XXX
54	J. SHANNON	7/-	XXX	XXX	XXX	XXX	XXX	XXX	XXX
27	A. SHINAVER	2/-	...	XXX	XXX
33	S. SIMON	7/-	XXX	XXX	XXX	XXX	XXX	XXX	XXX
34	JA. SMITH	5/-	XXX	XXX	XXX	XXX	XXX
90	H. SPEARS	2/-	...	XXX	XXX
95	M. TAGOVAILOA	7/7	START	START	START	START	START	START	START
85	G. TAKACS	2/-	...	XXX	XXX
24	T. TREMBLE	7/3	XXX	XXX	XXX	START	START	START	XXX
8A	D. VAUGHN	4/1	...	XXX	...	XXX	...	XXX	START
65	M. VINSON	2/-	...	XXX	XXX
1E	K. WALLACE	4/-	XXX	XXX	XXX	XXX	...
47	K. WARDLOW	1/-	...	XXX
40	D. WHITE	7/6	START	START	START	START	START	XXX	START
18	J. WILKINS	4/-	XXX	XXX	...	XXX	XXX
23	K. WILLIAMS	4/-	XXX	XXX	XXX	XXX
89	B. WRIGHT	7/2	START	START	XXX	XXX	XXX	XXX	XXX
87	M. YOUNG	3/1	XXX	START	XXX	...