

LONGEST ACTIVE BOWL STREAK - 26 STRAIGHT • LONGEST ACTIVE RIVALRY STREAK - 15 STRAIGHT VS. UVA • 11 CONFERENCE TITLES - 4 ACC TITLES • HOME OF THE #LPD - 881.0 SACKS LEAD FBS SINCE 1996

GAME 8

VIRGINIA TECH (5-2, 2-2) vs. #16 NOTRE DAME (5-2)

NOVEMBER 2 • 2:30 PM • NOTRE DAME, IN • NOTRE DAME STADIUM (80,795) • NBCC

Justin Fuente	Coach	Brian Kelly
Murray State (1999)	Alma Mater	Assumption College (1983)
30-17 (4th Season)	Record at School	86-37 (10th Season)
56-40 (8th Season)	Overall Record	257-93-2 (28th Season)
1-1	Record vs. Opponent	1-1
1-1	Record vs. Coach	1-1

SERIES INFO

Games Played	2
Series	Tied 1-1
Series Began	Nov. 19, 2016
Home	0-1
Away	1-0
Neutral	0-0
Under Fuente	1-1
Last Meeting ..	ND won 45-23 at Lane Stadium (10/6/18)

VIRGINIA TECH RETURNS TO NOTRE DAME

- VT makes its second-ever appearance at Notre Dame (11/2).
- The Hokies are seeking to register a four-game victory streak for the first time since 2017 and snap Notre Dame's 15-game home winning streak.
- VT is coming off a bye following an epic 43-41 6-OT win vs. UNC (10/19). The Irish suffered a 45-14 loss on a cold and rainy evening at Michigan (10/26).
- VT overcame a pair of 17-point deficits to register a dramatic 34-31 victory in its initial meeting with the Irish at Notre Dame (11/19/16). ND is seeking to avoid back-to-back losses for the first time since suffering a 45-27 loss at USC (11/26/16) following that loss to the Hokies in 2016.
- That 2016 contest vs. Tech marked ND's most recent loss to an unranked foe at home. The Irish have since won 10 straight home games against unranked opponents.
- ND is 27-6 dating back to the start of the 2017 campaign with all six of those losses coming vs. AP Top 25 foes.
- Tech owns a trifecta of victories against ranked opponents under head coach Justin Fuente. The Hokies are seeking their first win against a Top 10 foe since registering a 35-21 win at No. 8 Ohio State (9/6/14).
- Virginia Tech's last win against an AP Top 25 team was a 31-14 victory at No. 22 Duke (9/29/18).

MORE SCORING STATS ON HOKIES, IRISH

- VT owns a 26-1 mark under Fuente when leading at half.
- ND is 5-24 under Brian Kelly when trailing at halftime.
- Tech is 21-3 when scoring 30+ points under Fuente and 9-0 when registering 40 points or more. VT has topped the 30-point mark in each of its past three victories.
- ND is 9-24 when allowing 30+ points under Kelly.
- Since VT's 34-31 win at ND (11/19/16), only one foe has hit the 30-point mark against the Irish at home. Wake Forest lost a 48-37 decision at Notre Dame (11/4/17).
- The Irish are 27-3 (.900) at home under Kelly when scoring 30+ points. ND has won 11 straight at home under that circumstance following VT's 34-31 win (11/19/16).
- ND owns a 18-3 record in its last 21 games, permitting 30 points just twice over that span - a 30-3 loss vs. Clemson (12/29/18) & last Saturday's loss at Michigan.

FEW BETTER THAN BUD FOSTER

- Since taking over as Tech's DC in 1995, Bud Foster has helped guide the Hokies to a 227-91 (.714) record.
- Tech has won 27 straight contests when holding foes to 21 points or fewer dating back to 2015. Since 1996, VT is 69-1 when holding non-con. foes to 17 points or fewer.
- ND has been held to 21 points or fewer at home only three times in the last three seasons, posting a 19-14 win vs. Pitt (10/13/18), while suffering losses to No. 15 Georgia (9/9/17) and Stanford (10/15/16).

QB HENDON HOOKER 3-0 AS STARTING QB

- QB Hendon Hooker has guided VT to a 3-0 record in his first three collegiate starts. He has completed 34 of 59 passes (57.6%) for 572 yards with seven TDs and no INTs (178.2 rating) in those contests.
- Hooker has also rushed 41 times for 160 yards with one TD.
- QB Quincy Patterson relieved an injured Hooker vs. UNC (10/19), running for 122 yards with a 53-yard TD run. He also threw a TD.

LB RAYSHARD ASHBY LEADS THE #LPD

- LB Rayshard Ashby leads the ACC averaging 10.3 tackles per game. His 72 tackles (33 solo) lead Tech and are tied for third in the ACC. His 10.0 TFL in 2019 lead VT and are tied for fifth in the ACC. He has earned ACC Linebacker of the Week honors three times in 2019 - at BC (8/31), at Miami (10/5) and vs. UNC (10/19).
- CB Caleb Farley leads the ACC with 13 passes defended and is tied for the ACC lead with three INTs.
- CB Jermaine Waller is also tied with Farley for the ACC lead with three INTs on the season. Waller and CB Chamarrri Conner are tied for seventh in the ACC with seven passes defended.

WINNING THE TURNOVER BATTLE = WINNING

- VT has committed only two turnovers during its three-game winning streak after turning the ball over 11 times in its first four games.
- VT posted +5 (5 takes/0 gives) at Miami (10/5), registering 21 points off turnovers. Tech's five takeaways were the team's most since posting five in a 24-3 win at Florida State (9/3/18).
- In Tech's 30 wins under Justin Fuente, the Hokies own a +29 turnover differential (58 takes/29 gives). In 17 losses under Fuente, the Hokies are -27 (13 takes/40 gives) in the turnover column.

GROUND & POUND

- VT is now 24-6 (.800) under Fuente when producing 150+ net rush yards and 14-3 with 200+ net rushing yards.
- Tech posted a season-high 254 rushing yards vs. UNC (10/19).
- VT has averaged 210.3 rushing ypg & owns six rushing TDs during its three-game win streak after averaging 148.8 rushing ypg and scoring four ground TDs in the season's first four games.
- The Hokies rank fifth in the ACC, averaging 175.1 rushing ypg.

HOKIES ARE STREAK STOPPERS

- Since Bud Foster began calling the defensive signals for Tech in 1995, the Hokies have stopped significant winning streaks (9 or more wins) of five ranked opponents.
- The Hokies have allowed a combined 44 points in those five streak-stopping wins, an average of 8.8 ppg.
- Frank Beamer frequently points to Tech's 28-10 win in the 1995 Sugar Bowl over Texas as the victory that put the Hokies on the national football landscape.
- Justin Fuente's 2016 squad registered VT's most recent win in such a circumstance.

VIRGINIA TECH WINS VS. TOP 25 FOES WITH SIGNIFICANT WIN STREAKS

Winning Streak	School	Score	Date
39 regular win streak	#2 Miami	31-7	11/1/03
29 home non-con win streak	at #19 Texas A&M	13-3	9/21/02
25 regular win streak	#8 Ohio State	35-21	9/6/14
9 unbeaten streak	#9 Texas	28-10	12/31/95
9 home win streak	at #17 North Carolina	34-3	10/8/16

WELCOME TO #SACKSBURG

- The #LPD has already racked up 25.0 sacks through seven games in 2019 after registering 24.0 during the entire 2018 campaign. VT has 15.0 sacks in its three-game win streak.
- Tech's 25.0 sacks rank fifth in the ACC.
- CB Chamarrri Conner leads the team lead with 4.0 sacks.
- Notre Dame has permitted only 11.0 sacks in 2019.

WR DAMON HAZELTON IS BACK

- After missing the first three games of the season and catching two passes in his first two games back, WR Damon Hazelton has caught eight passes for 136 yards with four TDs over the past two games with two TDs apiece the past two games.

BRADBURN CONTINUES BOOMING IT!

- P Oscar Bradburn leads the ACC and is tied for second in the nation with a 48.0-yard gross average. He had five punts of 50+ at Miami (10/5). His 13+ 50+ punts are tied for third in the ACC.
- He owns the second-longest punt in the ACC this season - 69 yards vs. ODU (9/7). The native Australian also owns 10 punts inside the 20 and only two touchbacks.

- Only Syracuse (43.9) owns a better net punting average than Virginia Tech (42.9).

S REGGIE FLOYD = TECH'S LONE SENIOR STARTER

- S Reggie Floyd ranks fifth on the squad with 37 tackles (20 solo) and is second with seven QB hurries.

MCCLEAVE TRENDING UP

- RB Deshawn McCleave owns 39 carries for 253 yards (84.3 ypg) with three TDs during Tech's three-game win streak after averaging 55.5 rushing ypg in the first four games of 2019.
- McCleave ranks eighth in the ACC in rushing (67.9 ypg).

BACK "HOME" AGAIN IN INDIANA

- Tech is 2-0 in its two previous games played in Indiana. In addition to a 34-31 win at ND (11/19/16), the Hokies registered a 51-34 win at Purdue (9/19/15) in Frank Beamer's final season.

MORE TECH TIDBITS ...

- VT leads the ACC with a 96.6 Red Zone scoring pct. (28/29) and is tied for the ACC lead with 21 Red Zone TDs.
- VT ranks fourth in the ACC in Red Zone defensive scoring efficiency (75.9%), allowing 16 TDs and six FGs on 29 opponent RZ trips.
- VT is third in the ACC in pass efficiency (154.3). Only UNC (22), WF & Clemson (20) own more TD passes than VT & FSU (17).
- Only WF (28) and GT (34) have committed fewer penalties in the ACC than VT (37).
- VT (3) and Wake (4) are the only ACC teams with three or more players registering a 100-yard rushing game in 2019. McCleave, King & Patterson have all done it for Tech.

FUENTE SUPERLATIVES

Justin Fuente	2019	At Tech	Career
on the road	1-1	11-6	21-19
leading at halftime	4-0	26-1	46-5
in the state of Indiana	0-0	1-0	1-0
vs Brian Kelly	1-1	1-1	1-1

INSIDE THE SERIES: VIRGINIA TECH VS. NOTRE DAME

• Virginia Tech and Notre Dame have met just twice previously with the road club winning both times.

Games Played - in the series: 2 **First Meeting:** Nov. 19, 2016
Overall Record: 1-1 **Home:** 0-1 **Away:** 1-0 **Neutral:** 0-0

LAST 10 MEETINGS (TECH IS 7-3)

Date	Ranked VT/Opp	Location	Score
Sat., Oct. 6, 2016	24/6	Blacksburg, Va.	L, 23-45
Sat., Nov. 19, 2017	NR/NR	Notre Dame, Ind.	W, 34-31

ALL MEETINGS

	Tech	Opponent
Total Points (Average)	57 (28)	76 (38)
Most Points Scored	34 (2016)	45 (2018)
Fewest Points Scored	23 (2018)	31 (2016)
Shutouts By	-	-
Largest Margin of Victory	3 (2016)	22 (2018)
Smallest Margin of Victory	same	same

CONNECTIONS: VIRGINIA TECH-NOTRE DAME

- The Hokies have one players who hail from the state of Indiana, redshirt freshman quarterback and redshirt freshman kicker Caleb Quick (Westfield).
- Redshirt freshman QB Quincy Patterson is a Chicago native and attended Solorio Academy.
- Notre Dame backup C Colin Grunhard and Tech QB Ryan Willis both played at Bishop Miege HS in Overland Park, Kansas.

BROADCAST INFORMATION

Television NBC
 Play-by-Play Mike Tirico
 Analyst Doug Flutie
 Sideline Kathryn Tappen
Local Radio . Virginia Tech Sports Properties
 Play-by-Play Jon Laaser
 Analyst Mike Burnop
 Sideline Wes McElroy
 Flagship 105.3 FM
 Digital Hokie Sports & TuneIn
 (VT feed; free on downloaded apps)

2019 SCHEDULE

DATE	OPP.	TIME	TV
Aug. 31	at Boston College*	L, 38-25	ACCN
Sept. 7	Old Dominion	W, 31-17	ESPNU
Sept. 14	Furman	W, 24-17	ACCN
Sept. 27	Duke*	L, 10-45	ESPN
Oct. 5	at Miami*	W, 42-35	ESPN
Oct. 12	Rhode Island	W, 34-17	ACCN
Oct. 19	North Carolina*	W, 43-41 (6OT)	RSN
Nov. 2	at Notre Dame	2:30 PM	NBC
Nov. 9	Wake Forest*	3:30 PM	TBA
Nov. 16	at Georgia Tech*	TBA	TBA
Nov. 23	Pitt*	TBA	TBA
Nov. 29	Virginia* (Fri.)	TBA	TBA

*ACC Games

2019 ACC STANDINGS

COASTAL	Conf.	Overall
Virginia	3-2	5-3
North Carolina	2-2	4-4
Virginia Tech	2-2	5-2
Pitt	2-2	5-3
Duke	2-3	4-4
Miami	2-3	4-4
Georgia Tech	1-3	2-5

ATLANTIC	Conf.	Overall
Clemson	6-0	8-0
Wake Forest	2-1	6-1
Louisville	3-2	5-3
Florida State	3-3	4-4
Boston College	2-3	4-4
NC State	1-2	4-3
Syracuse	0-4	3-5

GAMEDAY COACHING LOCATIONS

SIDELINE

- Justin Fuente - Head Coach
- Bud Foster - Def. Coord./LBs
- Justin Hamilton - Safeties
- James Shibest - Special Teams/Tight Ends
- Vance Vice - Offensive Line
- Charley Wiles - Defensive Line
- Jafar Williams - Wide Receivers

COACHING BOOTH

- Zohn Burden - Running Backs
- Brad Cornelsen - Off Coord./QBs
- Adam Lechtenberg - Ast. Head Coach
- Brian Mitchell - Cornerbacks

WHAT'S INSIDE

- Head Coach Justin Fuente - Page 3
- Bud Foster & the Lunch Pail Defense - Page 4
- BeamerBall by the Numbers - Page 7
- Depth Chart - Page 9
- Hokies in the NFL - Page 16
- Last Meeting - Page 17
- Position Notes- Page 18
- 2019 Statistics - Page 29
- 2019 Game Recaps - Page 44

Justin Fuente

HEAD COACH - 4TH SEASON

 @CoachFuente



THE FUENTE FILE

Coaching Experience: 19th season, 4th at Virginia Tech
Head Coach: 8th season, 4th at Virginia Tech
Record at Tech: 30-17
Record at Memphis: 26-23
Overall Record: 56-40
Hometown: Tulsa, Oklahoma
High School: Union (1995)
College: Murray State (1999)
Playing Exp: Oklahoma (1996-97)
 Murray State (1998-99)
Family: Wife - Jenny
 Daughters - Cecilia, Caroline and Charlotte

COACHING HISTORY

Year	School	Position
2016-19	Virginia Tech	Head Coach
2012-15	Memphis	Head Coach
2009-11	TCU	Co-Offensive Coordinator/ Quarterbacks
2007-08	TCU	Running Backs
2004-06	Illinois State	Offensive Coordinator/ Quarterbacks
2001-03	Illinois State	Quarterbacks

BOWL GAMES/ PLAYOFFS COACHED (11)

2018	Military	Virginia Tech
2017	Camping World	Virginia Tech
2016	Belk	Virginia Tech
2015	Birmingham*	Memphis
2014	Miami Beach	Memphis
2011	Poinsettia*	TCU
2010	Rose	TCU
2009	Fiesta	TCU
2008	Poinsettia	TCU
2007	Texas	TCU
2006	FCS Playoffs	Illinois St.

*Joined new team prior to bowl game

MOST COACHING WINS AT VT

• THROUGH FIRST THREE SEASONS

Coach	Wins	Seasons
1. Justin Fuente	25	2016-18
2. B.C. Cubbage	21	1921-23
3. Charles Bernier	18	1917-19
Jimmy Sharpe	18	1974-76
5. Henry B. Redd	17	1932-34
Branch Bocock	17	1909-10, 1912
A.F. Gustafson	17	1926-28

2016 ACC COACH OF THE YEAR

- The consensus 2016 ACC Coach of the Year, Fuente was also named the top first-year FBS head coach in the nation by the Football Writers Association of America, sharing that honor with USC's Clay Helton.
- Tech finished the 2016 season ranked No. 16 in both the AP Poll and the Coaches Poll, marking the highest final mark for the Hokies since 2010 (No. 16 AP, No. 15 Coaches).
- Virginia Tech, Penn State, Colorado, West Virginia and Western Michigan all finished in the AP Top 25 after getting zero votes in the AP Preseason Poll.
- Tech's 10 wins were the team's most since 2011 and the most ever by a first-year Virginia Tech head coach, surpassing the previous mark of nine wins by C.P. Miles in 1905.

- Fuente was named Virginia Tech's head coach on Nov. 29, 2015 after orchestrating a dramatic resurrection of the football fortunes at the University of Memphis.
- The Hokies are in their fourth season under Fuente, who has compiled a 30-17 record in Blacksburg.
- No other active ACC head coach can top Fuente's 25 wins in his first three seasons at an ACC school. The next-closest coach is Pitt's Pat Narduzzi (21).
- Since Fuente arrived in Blacksburg in 2016, the only ACC schools with more wins are Clemson (41) and Miami (26).
- Tech extended its streak of consecutive bowl appearances to 26 straight seasons in 2018 under Fuente, the longest active streak in the nation and third-longest streak all-time in NCAA history.
- The Hokies have won 15 consecutive Commonwealth Cup games over Virginia, giving Tech the longest active winning streak of any in-state FBS rivalry played annually.
- Tech's 15-game winning streak against Virginia ranks as the nation's third-longest active winning streak in a series pitting a pair of Power Five foes. Ohio State and Michigan both own 23 consecutive victories against Indiana.
- The Hokies have finished in the Top 25 twice in Fuente's three seasons at the helm in Blacksburg.
- Tech finished the 2016 season ranked No. 16 in both the AP Poll and the Coaches Poll and concluded the 2017 season at No. 24 in the AP Top 25 and No. 25 in the Coaches Poll.
- The Hokies own a 21-3 mark under Fuente when scoring 30+ points and are 26-1 when leading at halftime.
- Fuente's reputation for exemplary work with the offense and quarterbacks was once again on display in 2018. Despite utilizing a third different primary starting QB for a third straight season, the Hokies threw 29 TD passes, just two shy of the single-season school record of 31 set in his debut campaign in Blacksburg in 2016.
- The Hokies have produced the top three passing seasons in school history since Fuente and offensive coordinator Brad Cornelsen arrived at Tech - 2016 (261.4 ypg), 2018 (253.8 ypg) and 2017 (239.5 ypg).
- Despite not entering the starting lineup until the season's third contest in 2018, QB Ryan Willis threw 24 TDs, a mark that tied as the second-best in school history.



Bud Foster & The Lunch Pail Defense

• On August 1, defensive coordinator Bud Foster announced that his 33rd season at Virginia Tech and his 24th campaign as defensive coordinator would be his last. Following the season he will continue to work as an ambassador for Virginia Tech Athletics, similar to Frank Beamer.

• “Virginia Tech has been home for 33 years and I’m grateful to continue doing what I love for one more season,” Foster said. “I’ll always be indebted to Coach Beamer for bringing me to Blacksburg back in 1987. Coach Fuente has been phenomenal to work with and I can’t thank him enough for the way he has embraced our defensive philosophy and the many traditions of Virginia Tech football. It’s been a great ride and it’s not over yet. I’ve been blessed to work with so many outstanding individuals and have enjoyed the privilege of coaching some of the best players to ever wear a Hokies’ uniform.”





THE FOSTER FILE

Experience: 39th season/33rd at Virginia Tech
Hometown: Nokomis, Ill.
High School: Nokomis (1977)
College: Murray State (1981)
Playing Exp: Murray State (1977-80)

COACHING HISTORY

Year	School	Position
2016-19	Virginia Tech	Assoc. HC/DC/LBs
1996-15	Virginia Tech	Def. Coord./Inside LBs
1995	Virginia Tech	Co-Defensive Coordinator/ Inside Linebackers
1994	Virginia Tech	Inside Linebackers/ Special Teams
1993	Virginia Tech	Linebackers/Special Teams
1988-92	Virginia Tech	Outside Linebackers
1987	Virginia Tech	Inside Linebackers
1986	Murray State	Linebackers/Special Teams
1983-85	Murray State	Outside Linebackers
1981-82	Murray State	Graduate Assistant



SHUTOUTS DURING THE FOSTER ERA (34)

Date	Score	Opponent	Date	Score	Opponent
9/23/89	23-0	Temple	9/28/02	30-0	at Western Michigan
11/4/89	18-0	Vanderbilt	9/6/03	43-0	James Madison
10/7/95	14-0	at Navy	9/11/04	63-0	Western Michigan
10/28/95	27-0	at West Virginia	10/16/04	62-0	Florida A&M
10/12/96	38-0	Temple	9/10/05	45-0	at Duke
9/27/97	50-0	Arkansas State	9/17/05	45-0	Ohio
11/1/97	37-0	UAB	9/2/06	38-0	Northeastern
9/12/98	37-0	at Clemson	9/16/06	36-0	Duke
10/8/98	17-0	at Boston College	11/11/06	23-0	Kent State
10/24/98	41-0	at UAB	11/25/06	17-0	Virginia
9/4/99	47-0	James Madison	9/25/10	19-0	at Boston College
10/16/99	62-0	Syracuse	11/26/11	38-0	at Virginia
9/16/00	49-0	Rutgers	9/22/12	37-0	Bowling Green
9/8/01	31-0	Western Michigan	9/17/16	49-0	Boston College
9/22/01	50-0	at Rutgers	9/9/17	27-0	Delaware
10/6/01	35-0	at West Virginia	9/23/17	38-0	Old Dominion
11/10/01	35-0	at Temple	11/24/17	10-0	at Virginia

Virginia Tech’s 28-10 win over Texas in the 1995 Sugar Bowl propelled the program to new heights. Foster, then co-defensive coordinator with Rod Sharpless, helped lead a defense that held the Longhorns to 226 yards of total offense.



Foster won the 2006 Broyles Award, given annually to the top assistant coach in the country, and was a finalist on three other occasions (1999, 2001, 2005).

HOKIES AMONG FBS DEFENSIVE LEADERS

1996 – PRESENT

Rank	Category	No.
1st	Sacks	881.0
1st	Sack Yards	-6005
2nd	Interceptions	386
1st	Third-Down Pct.	31.6
1st	Completion Pct.	50.8
1st	INT Pct.	4.3
T-2nd	INT Return TDs	47
3rd	Passer Rating	108.0
3rd	Takeaways	618
3rd	Scoring	18.2
3rd	TD/INT Ratio	0.82
4th	Total Defense	311.8 ypg
3rd	Pass Defense	190.3 ypg
7th	Rush Defense	121.4 ypg

LUNCH PAIL DEFENSE

BY THE NUMBERS UNDER FOSTER

- 100-1 when holding foes to 10 points or fewer since 1996
- 71 defensive TDs since 1996
- 50 different Hokies have scored defensive TDs
- 45 players selected in NFL Draft
- 43 games with three or more INTs
- 34 shutouts since 1987
- 11 players drafted in first or second rounds
- 3 players earned Super Bowl rings – LB Cornell Brown, S Pierson Prioleau, S Kam Chancellor
- 4 Pro Bowlers – S Kam Chancellor, CB Brandon Flowers, CB Kyle Fuller and CB DeAngelo Hall



LUNCH PAIL DEFENSE = TOUCHDOWNS

1987 - PRESENT

93 Total TDs scored by the defense

- 60 pass interceptions
last Greg Stroman (24 yds) at Georgia Tech (11/11/17)
- 31 fumble returns
last Ricky Walker (12 yds) vs. North Carolina (10/21/17)
- 2 fumble recoveries
last Carl Bradley (in End Zone) at Rutgers (8/30/97)
- 11 total safeties by the defense
last vs. East Carolina (9/24/16)

FBS SHUTOUT LEADERS

2000 – PRESENT

1. Alabama	27
2. Virginia Tech	22
3. Ohio State	15
TCU	15
LSU	15
6. Boise State	13
Oklahoma	13
8. Florida State	12
USC	12
Texas	12
Michigan	12
Penn State	12





The History of the Lunch Pail

- The famed Virginia Tech Lunch Pail has come to symbolize the blue-collar approach of the Hokies' defense under longtime defensive coordinate Bud Foster.
- In 1995, Foster served as co-defensive coordinator with Rod Sharpless, whose mother-in-law found the original Lunch Pail in Mercerville, New Jersey. The pail once belonged to a coal miner and after a record-setting defensive season, the Lunch Pail became an iconic part of Hokies' lore.
- The Pail travels wherever the Hokies go and its care is only entrusted to a defensive leader.
- Before the start of every season, a signed mission statement from the defense is placed in The Pail. Then every week, unit goals, team goals and keys to success are placed in The Pail, plus the turf from any road victories.
- Since 2007, The Pail has also contained the names of the 32 fallen Hokies taken in the April 16 tragedy.
- Darryl Tapp is the only player who has ever earned lifetime possession of an incarnation of The Pail from Foster.



NFL HOKIES MENTORED BY FOSTER

- Virginia Tech has had 45 defensive players selected in the NFL Draft during Bud Foster's tenure.
- 21 defensive backs have been taken in the Draft since 1997, including Foster's four Pro Bowlers: Kam Chancellor, Brandon Flowers, Kyle Fuller and DeAngelo Hall.
- Since 1996, when Foster became sole defensive coordinator, Tech has had 11 players drafted in the first and second rounds:



- S Torrian Gray – Minnesota (D2-19)
- DT John Engelberger – San Francisco (D2-04)
- CB Ike Charlton – Seattle (D2-21)
- CB DeAngelo Hall – Atlanta (D1-04)
- DB Jimmy Williams – Atlanta (D2-05)
- DE Darryl Tapp – Seattle (D2-31)
- DB Brandon Flowers – Kansas City (D2-04)
- DE Jason Worlds – Pittsburgh (D2-20)
- CB Kyle Fuller – Chicago (D1-14)
- LB Tremaine Edmunds – Buffalo (D1-16)
- S Terrell Edmunds – Pittsburgh (D1-28)



BUD & CHARLEY BACK FOR ONE MORE SEASON

▪ Virginia Tech's Bud Foster and defensive line coach Charley Wiles are two of the longest tenured active FBS assistants that have served in consecutive years at the same institution.


LONGEST TENURED FBS ASSISTANTS

1. *Bud Foster (1987), Virginia Tech
2. Odell Haggins (1994), Florida State
3. Charley Wiles (1996), Virginia Tech
 - Andy Hill (1996), Missouri
 - Dale Pehrson (1996), Navy



* *BeamerBall By The Numbers*

- Even though the namesake is no longer the big whistle in Blacksburg, Virginia Tech's BeamerBall philosophy has not waned under fourth-year head coach Justin Fuente.
- There have been 150 non-offensive touchdowns and 145 blocked kicks by Virginia Tech since Frank Beamer's first season as head coach in 1987.
- Under Fuente, the Hokies have scored 10 non-offensive touchdowns – three punt return touchdowns, two fumble return touchdowns, two interception return touchdowns, two blocked punt return touchdowns and one blocked field goal return touchdown.
- The Hokies have blocked more kicks over the last three seasons under Fuente (12) than the previous five seasons combined (9).



NON-OFFENSIVE TOUCHDOWNS SINCE 1987

- 1987:** Jon Jeffries, 92-yd. kickoff return vs. Clemson; Don Stokes, recovered blocked punt in end zone vs. Syracuse; Randy Cockrell, 90-yd. interception return vs. Navy.
- 1988:** Don Stokes, recovered blocked punt in end zone vs. Southern Miss; Jock Jones, recovered blocked punt in end zone vs. West Virginia; Roger Brown, 55-yd. interception return vs. South Carolina; Leslie Bailey, 19-yd. interception return vs. South Carolina.
- 1989:** Marcus Mickel, 90-yd. kickoff return vs. Clemson; Jock Jones, 55-yd. interception return vs. Tulane; Roger Brown, 55-yd. interception return vs. North Carolina State.
- 1990:** The '90 season marked the first and only season to date during Beamer's tenure that Tech failed to score at least one TD on either defense or special teams.
- 1991:** P.J. Preston, recovered fumble in end zone vs. Oklahoma; Ken Landrum, 18-yd. blocked punt return vs. Cincinnati; Kirk Alexander, 95-yd. interception return vs. Cincinnati.
- 1992:** Tyrone Drakeford, 40-yd. interception return vs. East Carolina; Tony Kennedy, 91-yd. kickoff return vs. Louisville; Ken Brown, 18-yd. interception return vs. Rutgers.
- 1993:** William Ferrell, 7-yd. blocked punt return vs. Rutgers; DeWayne Knight, 23-yd. fumble return vs. Syracuse; Jeff Holland, 8-yd. fumble return vs. Virginia; Lawrence Lewis, 20-yd. fumble return vs. Indiana; Antonio Banks, 80-yd. blocked field goal return vs. Indiana.
- 1994:** Torrian Gray, 66-yd. interception return vs. Boston College; Stacy Henley, 25-yd. blocked punt return vs. Temple; Lawrence Lewis, 60-yd. fumble return vs. East Carolina; Antonio Freeman, 80-yd. punt return vs. Pittsburgh.
- 1995:** Jermaine Holmes, recovered blocked punt in end zone vs. Akron; Hank Coleman, 51-yd. fumble return vs. Rutgers; Myron Newsome, 71-yd. interception return vs. Rutgers; Larry Green, 37-yd. interception return vs. West Virginia; Jim Baron, 46-yd. fumble return vs. Temple; J.C. Price, 19-yd. interception return vs. Temple; Antonio Banks, 65-yd. interception return vs. Virginia; Bryan Still, 60-yd. punt return vs. Texas; Jim Baron, 20-yd. fumble return vs. Texas.
- 1996:** Cornelius White, 60-yd. blocked punt return vs. Syracuse; Keion Carpenter, 100-yd. interception return vs. Miami.
- 1997:** Carl Bradley, recovered fumble in end zone vs. Rutgers; Pierson Prioleau, 43-yd. fumble return vs. Rutgers; Lorenzo Ferguson, 84-yd. interception return vs. Arkansas St.; Anthony Midget, 22-yd. fumble return vs. Pittsburgh.
- 1998:** Keion Carpenter, 16-yd. interception return vs. Pittsburgh; Pierson Prioleau, 85-yd. interception return vs. Boston College; Marcus Gildersleeve, recovered blocked punt in end zone vs. UAB; Ricky Hall, 17-yd. blocked punt return vs. West Virginia; Ricky Hall, recovered blocked punt in end zone vs. Syracuse; Loren Johnson, 78-yd. fumble return vs. Syracuse; Ike Charlton, 26-yd. interception return vs. Rutgers; Jamel Smith, 98-yd. interception return vs. Rutgers; Anthony Midget, 27-yd. interception return vs. Alabama.
- 1999:** Ike Charlton, 34-yd. interception return vs. Clemson; Corey Moore, 32-yd. fumble return vs. Clemson; Cory Bird, 26-yd. fumble return vs. Syracuse; Phillip Summers, 43-yd. interception return vs. Syracuse; Tee Butler, recovered fumble by punter in end zone vs. Syracuse; Ricky Hall, 64-yd. punt return vs. Miami; Ike Charlton, 51-yd. fumble return vs. Miami; Larry Austin, 31-yd. interception return vs. Temple.
- 2000:** Willie Pile, 11-yd. interception return vs. Akron; Cory Bird, 9-yd. blocked punt return vs. East Carolina; André Davis, 87-yd. punt return vs. East Carolina; André Davis, 71-yd. punt return vs. Boston College; André Davis, 76-yd. punt return vs. WVU; Nathaniel Adibi, 36-yd. fumble return vs. UCF.
- 2001:** Channing Reed, 8-yd. fumble return vs. Rutgers; Kevin McCadam, 69-yd. interception return vs. UCF; André Davis, 55-yd. punt return vs. UCF; Jim Davis (de), 27 yd. interception return vs. West Virginia; Kevin McCadam, 9-yd. fumble return vs. Boston College; Ronyell Whitaker, 71-yd. blocked field goal return vs. Pittsburgh; Brandon Manning, 22-yd. blocked punt return vs. Miami.
- 2002:** DeAngelo Hall, 69-yd. punt return vs. Arkansas State; DeAngelo Hall, 49-yd. interception return vs. Arkansas State; Jason Lallis, 59-yd. fumble return vs. Arkansas State; Alex Markogiannakis, 25-yd. fumble return vs. Western Michigan; DeAngelo Hall, 51-yd. punt return vs. Rutgers; Darryl Tapp, 11-yd. blocked punt return vs. Virginia; Willie Pile, 96-yd. interception return vs. Miami.
- 2003:** Jason Lallis, 45-yd. interception return vs. UCF; Eric Green, 84-yd. interception return vs. UConn; Mike Imoh, 91-yd. kickoff return vs. UConn; Chris Clifton, 16-yd. blocked punt return vs. UConn; Jimmy Williams, 55-yd. interception return vs. Rutgers; DeAngelo Hall, 58-yd. punt return vs. Syracuse; DeAngelo Hall, 60-yd. punt return vs. Syracuse; Vincent Fuller, 50-yd. fumble return vs. WVU; DeAngelo Hall, 28-yd. fumble return vs. Miami; Eric Green, 51-yd. interception return vs. Miami; DeAngelo Hall, 52-yd. punt return vs. Cal.
- 2004:** Jason Lallis, 28-yd. fumble return vs. Western Michigan; Brandon Flowers, 38-yd. interception return vs. Western Michigan; Vincent Fuller, 74-yd. blocked field goal return vs. West Virginia; Bl. Warren, 46-yd. interception return vs. Florida A&M; Roland Minor, 64-yd. interception return vs. Georgia Tech; Jimmy Williams, 34-yd. interception return vs. Maryland.
- 2005:** Roland Minor, 23-yd. interception return vs. Duke; D.J. Parker, 78-yd. blocked field goal return vs. Georgia Tech; Xavier Adibi, 25-yd. interception return vs. Georgia Tech; Chris Ellis, 29-yd. interception return vs. Georgia Tech; Vince Hall, 15-yd. fumble return vs. Marshall; Vince Hall, 13-yd. interception return vs. Boston College; James Anderson, 39-yd. interception return vs. Louisville.
- 2006:** Brenden Hill, 69-yd. interception return vs. North Carolina; Eddie Royal, 58-yd. punt return vs. Duke; Victor "Macho" Harris, 72-yd. interception return vs. Cincinnati;

THE 25 JERSEY

- Head coach Justin Fuente and the Hokies pay homage to Frank Beamer and Virginia Tech's legacy of excellence on special teams by selecting a special teams player of the week who will wear No. 25.
- With Coach Beamer's blessing, his retired No. 25 was worn by a player who exemplified the role special teams played during Virginia Tech's rise to national prominence.

2019 NO. 25 GAME BY GAME

Opponent	Honoree
at Boston College	Tyree Rodgers
Old Dominion	Divine Deablo
Furman	Dylan Rivers
Duke	Oscar Bradburn
at Miami	Jarrod Hewitt
Rhode Island	Devon Hunter
North Carolina	Rayshard Ashby
at Notre Dame	
Wake Forest	
at Georgia Tech	
Pitt	
Virginia	

* Noun

1. The foundational coaching philosophy of legendary Virginia Tech head coach Frank Beamer; the belief that scoring points is a team effort that can be done in all three phases of the game – offense, defense and special teams.

Noland Burchette, 15-yd. fumble return vs. Kent State; Xavier Adibi, 35-yd. fumble return vs. Wake Forest.

2007: Victor "Macho" Harris, 17-yd. interception return vs. East Carolina; Brandon Flowers, 49-yd. interception return vs. William & Mary; Eddie Royal, 60-yd. punt return vs. William & Mary; D.J. Parker, 32-yd. interception return vs. Clemson; Eddie Royal, 82-yd. punt return vs. Clemson; Victor "Macho" Harris, 100-yd. kickoff return vs. Clemson; Chris Ellis, 5-yd. interception return vs. Florida State; Xavier Adibi, 40-yd. interception return vs. Boston College; Justin Harper, 84-yd. punt return vs. Kansas.

2008: Stephan Virgil, 30-yd. fumble return vs. East Carolina; Brett Warren, 36-yd. interception return vs. Boston College; Victor "Macho" Harris, 55-yd. interception return vs. Boston College; Victor "Macho" Harris, 23-yd. interception return vs. Duke; Orion Martin, 17-yd. fumble return vs. Boston College.

2009: Dyrell Roberts, 98-yd. kickoff return vs. Alabama; Jayron Hosley, 64-yd. punt return vs. Marshall; Matt Reidy, 1-yd. blocked punt return vs. Miami; Rashad Carmichael 22-yd. interception return vs. Boston College.

2010: Rashad Carmichael, 68-yd. interception return vs. East Carolina; David Wilson, 92-yd. kickoff return vs. NC State; Jayron Hosley, 80-yd. punt return vs. Central Michigan; David Wilson, 90-yd. kickoff return vs. Georgia Tech; Jeron Gouveia-Winslow, 24-yd. interception return vs. Florida State.

2011: Kyle Fuller, recovered blocked punt in end zone vs. Appalachian State.

2012: Kyshoen Jarrett, 94-yd. punt return vs. Pittsburgh; Demitri Knowles, 93-yd. kickoff return vs. North Carolina.

2013: Detrick Bonner, 37-yd. interception return vs. Western Carolina; Derek Di Nardo 11-yd. blocked punt return vs. Marshall.

2014: Donovan Riley, 63-yd. interception return vs. Ohio State; Andrew Motuapuaka 11-yd. fumble return on kickoff vs. Western Michigan; Kendall Fuller, 47-yd. interception return vs. North Carolina; Bucky Hodges recovered blocked punt in end zone vs. Virginia; Greg Stroman, 12-yd. fumble return vs. Cincinnati.

2015: Andrew Motuapuaka 18-yd. interception return vs. Furman; Chuck Clark 20-yd. fumble return vs. Purdue; Anthony Shegog 15-yd blocked punt return vs. Purdue; Andrew Motuapuaka 34-yd. fumble return vs. Boston College.

2016: Johnathan Galante and Terrell Edmunds, special teams safety vs. Liberty; Ken Ekanem and Tremaine Edmunds, defensive safety vs. East Carolina; Greg Stroman 87-yd. punt return vs. East Carolina; Adonis Alexander 75-yd. blocked FG return at Duke; Andrew Motuapuaka 70-yd. fumble return vs. Virginia.

2017: Greg Stroman 61-yd. punt return vs. Delaware; Ricky Walker 12-yd. fumble return vs. North Carolina; Reggie Floyd 69-yd. interception return vs. North Carolina, Greg Stroman 91-yd. punt return vs. North Carolina; Greg Stroman 24-yd. INT return at Georgia Tech.

2018: Eric Kumah 3-yd. blocked punt return at Florida State; Jovonn Quillen 0-yd. blocked punt return vs. Virginia.

BLOCKED KICKS SINCE 1987

1987 (1 punt, 1 PAT, 1 FG)

Syracuse – punt* (Jimmy Whitten) L
East Carolina – PAT (na) L
Cincinnati – FG (Roger Brown) W

1988 (4 punts, 3 FGs)

at Clemson – punt (Jock Jones) L
at Southern Miss – punt* (Archie Hopkins) L
West Virginia – punt* (Archie Hopkins) L
at Cincinnati – punt+ (Jock Jones) W
at Louisville – FG (Jimmy Whitten) L
at Florida State – FG (Roger Brown);
FG+ (Roger Brown) L

1989 (1 punt, 1 FG)

Tulane – punt+ (Archie Hopkins) W
at NC State – FG (Jock Jones) W

1990 (2 punts, 4 PATs, 1 FG)

at East Carolina – PAT (John Rivers) W
South Carolina – PAT (John Rivers) L
at Florida State – punt+ (Scott Jones) L
West Virginia – FG+ (Bernard Basham) W
at Temple – punt (Archie Hopkins) L
NC State – PAT (Bernard Basham) W
Virginia – PAT (Bernard Basham) W

1991 (3 punts, 3 FGs)

James Madison – FG (Bernard Basham) W
at Oklahoma – FG (Bernard Basham) L
Cincinnati – punt+ (P.J. Preston);
punt* (Kirk Alexander) W
Louisville – FG (John Rivers) W
East Carolina – punt (Marcus McClung) L

1992 (5 PATs, 1 FG)

James Madison – PAT (John Rivers);
FG+ (Kirk Alexander) W
at East Carolina – PAT (Bernard Basham) L
West Virginia – PAT (David Wimmer) L
Miami – PAT (Bernard Basham) L
Virginia – PAT (David Wimmer) L

1993 (4 punts, 2 FGs)

at Miami – punt@ (Willie Wilkins) L
Maryland – FG (George DelRocco) W
Rutgers – punt* (Marcus McClung) W
Syracuse – punt+ (William Ferrell) W
at Virginia – punt# (Brandon Semones) W
vs. Indiana – FG* (Jeff Holland) W

1994 (2 punts, 2 FGs)

Arkansas St. – FG (Cornell Brown) W
Temple – punt* (William Ferrell) W
at Miami – punt# (Michael Williams) L
Rutgers – FG (Michael Williams) W

1995 (4 punts, 3 PATs, 1 FG)

BC – PAT (Waverly Jackson) L
Cincinnati – FG (Jim Baron);
PAT (Lawrence Lewis) L
Miami – punt# (Angelo Harrison) W
at Pittsburgh – punt+ (Angelo Harrison);
punt# (Angelo Harrison) W
Akron – punt* (Okesa Smith);
PAT (Lawrence Lewis) W

1996 (5 punts, 1 PAT)

at Akron – PAT (John Engelberger) W
at BC – punt+ (Keion Carpenter) W
at Syracuse – punt* (Cornelius White) L
Temple – punt (Keion Carpenter) W
SW Louisiana – punt (Michael Stuewe);
punt+ (Keion Carpenter) W

1997 (2 punts, 3 PATs, 2 FGs)

Arkansas St. – FG+ (Carl Bradley) W
at WVU – punt# (Phillip Summers) L
Miami – PAT (Carl Bradley) W
at Pittsburgh – PAT (Corey Moore);
PAT (John Engelberger) L
at Virginia – punt (Keion Carpenter);
FG (John Engelberger) L

1998 (8 punts, 2 PATs, 2 FGs)

East Carolina – FG+ (Corey Moore) W
at Miami – PAT (John Engelberger) W
Pittsburgh – FG (Corey Moore);
punt# (Larry Austin) W
at Boston College – punt (Keion Carpenter);
punt+ (André Davis) W
at UAB – punt* (Larry Austin) W
WVU – punt* (Marcus Gildersleeve);
PAT (John Engelberger) W
at Syracuse – punt* (Anthony Midget) L
vs. Alabama – punt (Keion Carpenter);
punt+ (Corey Moore) W

1999 (1 punt, 1 PAT)

at Rutgers – PAT^ (Carl Bradley) W
at Pittsburgh – punt+ (André Davis) W

2000 (4 punts, 2 FGs, 2 PATs)

Akron – FG+ (Cory Bird) W
at East Carolina – punt* (Wayne Ward);
FG (Larry Austin) W
Rutgers – punt+ (Eric Green) W
Temple – punt+ (Wayne Ward) W
West Virginia – punt (Lee Suggs)
PAT (Lamar Cobb) W
Pittsburgh – PAT (David Pugh) W

2001 (5 punts, 2 FGs)

W. Michigan – punt+ (Wayne Ward) W
vs. Rutgers – punt@ (Eric Green) W
UCF – punt@ (Brandon Manning) W
at Pittsburgh – FG* (Lamar Cobb) L
at Virginia – punt (Wayne Ward) W
Miami – FG# (David Pugh);
punt* (Eric Green) L

2002 (5 punts, 2 FGs)

LSU – punt+ (Justin Hamilton);
punt@ (Jason Lallis) W
Marshall – FG+ (Team) W
at Western Michigan – FG (Jeff King) W
Pittsburgh – punt+ (Nathaniel Adibi) L
West Virginia – punt# (Ernest Wilford) L
Virginia – punt* (Justin Hamilton) W

2003 (1 punt, 3 FGs)

UConn – punt* (Nathaniel Adibi) W
at Rutgers – FG (Jeff King) W
Syracuse – FG (Vincent Fuller) W
Miami – FG (Eric Green) W

2004 (1 punt, 3 FGs)

W. Michigan – FG+ (Jim Davis);
punt+ (Darryl Tapp) W
West Virginia – FG* (Jim Davis) W
Virginia – FG (Jim Davis) W

2005 (2 FGs, 1 punt)

Georgia Tech – FG* (Jeff King) W
North Carolina – FG+ (Darryl Tapp);
punt+ (Macho Harris) W

2006 (3 punts, 2 FGs)

Northeastern – punt+ (Cary Wade);
FG (Kory Robertson) W
at North Carolina – punt+ (Josh Morgan) W
Cincinnati – punt@ (Josh Morgan) W
at Miami – FG (Duane Brown) W

2007 (2 punts, 1 FG, 1 PAT)

at Duke – punt+ (Stephan Virgil) W
at Virginia – punt# (Damon Morgan) W
vs. Boston College (ACC) – FG (Duane Brown)
PAT^ (Duane Brown) W

2008 (2 PAT, 2 FGs, 1 punt)

vs. East Carolina – PAT^ (John Graves) L
Furman – FG (John Graves) W
Georgia Tech – PAT (John Graves) W
at Nebraska – punt@ (Stephan Virgil) W
at BC – FG# (Jason Worlds) L

2009 (1 punt)

Miami – punt* (Jacob Sykes) W

2010 (2 PAT, 1 punt)

vs. Boise State – punt (Damon Morgan)
PAT (Andre Smith) L
vs. Stanford – PAT (Andre Smith) L

2011 (1 punt)

Appalachian State – punt* (Tony Gregory) W

2012 (1 punt)

Austin Peay – punt+ (Tony Gregory) W

2013 (1 punt, 1 FG)

Marshall – punt+ (Kyle Fuller)
FG (Derrick Hopkins) W

2014 (1 FG, 1 PAT, 1 punt)

at Pitt – FG+ (Dadi Nicolas) L
Miami – PAT (Dadi Nicolas) L
Virginia – punt* (C.J. Reavis) W

2015 (1 FG, 1 punt)

at Purdue – punt* (Terrell Edmunds) W
Pitt – FG (Vinny Mihota) L

2016 (2 FG, 2 punts)

ECU – FG+ (Tim Settle)
punt+ (Cam Phillips) W
at Syracuse – FG (Vinny Mihota) L
at Duke – punt* (Greg Stroman) W

2017 (1 FG, 5 punts)

at ECU – FG+ (Tim Settle) W
at Boston College – punt# (Khalil Ladler) W
UNC – punt# (Deon Newsome) W
Pitt – punt (Anthony Shegog) W
Pitt – punt (Jovonn Quillen) W
at Virginia – punt# (Jovonn Quillen) W

2018 (2 punts)

at FSU – punt* (Chris Cunningham) W
vs. UVA – punt* (Tré Turner) W

2019 (1 FG)

vs. UNC – FG (Luke Tenuta) W

* - recovered or returned for TD;
+ - led to TD;
@ - led to safety;
- led to field goal;
^ - led to a two-point defensive extra point

NON-OFFENSIVE TD LEADERS

1. DeAngelo Hall 7 (5 PR/1 FR/1 IR)
2. Greg Stroman 6 (4 PR/1 FR/1 INT)
3. Macho Harris 5 (4 IR/1 KOR)
4. Andrew Motuapuaka . . . 4 (1 IR/3 FR)
André Davis. 4 (4 PR)
6. Xavier Adibi. 3 (2 IR/1 FR)
Ike Charlton. 3 (2 IR/1 FR)
Ricky Hall . . . 3 (1 PR/1 BPR/1 RBP)
Jason Lallis 3 (2 FR/1 IR)
Eddie Royal 3 (3 PR)

BLOCKED KICK LEADERS

1. Bernard Basham. . . . 7 (3 FG/4 PAT)
2. Keion Carpenter. 6 (6 Punts)
3. John Engelberger . . . 5 (1 FG/4 PAT)
4. Eric Green. 4 (3 Punts/1 FG)
Archie Hopkins 4 (4 punts)
Corey Moore. . . . 4 (2 FG, PAT, punt)
John Rivers 4 (3 PAT, FG)
Wayne Ward 4 (4 punts)

SPECIAL TEAMS SCORES

▪ 1987 - PRESENT

61 Total TDs scored by special teams

- **23 punt returns**
last Greg Stroman (91 yds)
vs. North Carolina (10/21/17)
- **22 blocked punts**
last Jovonn Quillen (0 yds)
vs. Virginia (11/23/18)
- **9 kickoff returns**
last Demitri Knowles (93 yds)
at North Carolina (10/6/12)
- **5 blocked field goals**
last Adonis Alexander (75 yds)
at Duke (11/5/16)
- **1 fumble recovery**
last Tee Butler (in End Zone)
vs. Syracuse (10/16/99)
- **1 fumble return**
last Andrew Motuapuaka (on KO)
vs. Western Michigan (9/27/14)
- **11 total safeties on special teams**
last vs. Liberty (9/3/16)

UNOFFICIAL DEPTH CHART (AS OF 10/28/19)



OFFENSE

Pos.	No.	Player	Yr., Ht., Wt., Hometown
WR	80	KALEB SMITH	r-Fr., 6-2, 207, Bumpass, Va.
			8 Phil Patterson r-Jr., 6-2, 195, Virginia Beach, Va.
LT	77	CHRISTIAN DARRISAW	So., 6-5, 311, Upper Marlboro, Md.
			71 T.J. Jackson r-Jr., 6-6, 359, Cumberland, Va.
LG	54	LECITUS SMITH	r-So., 6-3, 316, Fitzgerald, Ga.
			52 Austin Cannon r-Jr., 6-2, 323, Mechanicsville, Va.
OR	72	Jesse Hanson	Fr., 6-5, 301, Blue Ridge, Va.
C	61	BRYAN HUDSON	Fr., 6-4, 315, Georgetown, Ky.
			57 John Harris r-Fr., 6-3, 303, Hoschtan, Ga.
RG	74	DOUG NESTER	Fr., 6-6, 315, Huntington, W.V.
			52 Austin Cannon r-Jr., 6-2, 323, Mechanicsville, Va.
RT	60	SILAS DZANSI	r-So., 6-5, 325, Woodbridge, Va.
			95 Luke Tenuta r-Fr., 6-7, 315, Crozet, Va.
TE	29	DALTON KEENE	Jr., 6-4, 251, Littleton, Colo.
OR	82	JAMES MITCHELL	So., 6-3, 252, Big Stone Gap, Va.
QB	2	HENDON HOOKER	r-So., 6-4, 228, Greensboro, N.C.
			4 Quincy Patterson r-Fr., 6-4, 245, Chicago, Ill.
OR	5	Ryan Willis	r-Sr., 6-4, 220, Overland Park, Kan.
RB	33	DESHAWN McCLEAVE	r-Jr., 5-9, 190, Chesapeake, Va.
			OR
WR	6	HEZEKIAH GRIMSLEY	Jr., 6-0, 185, Williamsburg, Va.
			83 Tayvion Robinson Fr., 5-10, 186, Virginia Beach, Va.
WR	11	TRÉ TURNER	So., 6-2, 190, Greensboro, N.C.
			14 Damon Hazelton r-Jr., 6-2, 215, Baltimore, Md.

DEFENSE

Pos.	No.	Player	Yr., Ht., Wt., Hometown
LDE	45	TYJUAN GARBUTT	r-So., 6-1, 238, Fredericksburg, Va.
			46 Eli Adams r-Fr., 5-11, 240, Rock Hill, S.C.
OR	90	Jaevon Becton	r-Fr., 6-4, 255, Virginia Beach, Va.
DT	36	DASHAWN CRAWFORD	Jr., 6-0, 290, Bay Springs, Miss.
			96 Norell Pollard Fr., 6-0, 265, Apopka, Fla.
NT	5	JARROD HEWITT	r-Jr., 6-1, 288, Venice, Fla.
			96 Norell Pollard Fr., 6-0, 265, Apopka, Fla.Md.
OR	93	Mario Kendricks	Fr., 6-0, 293, Kissimmee, Fla.
RDE	8	EMMANUEL BELMAR	r-Jr., 6-2, 245, Suwanee, Ga.
			41 Jaylen Griffin r-So., 6-1, 260, Rome, Ga.
MLB	23	RAYSHARD ASHBY	Jr., 5-10, 237, Chesterfield, Va.
			4 Dax Hollifield So., 6-1, 232, Shelby, N.C.
OR	44	Dylan Rivers	Jr., 6-1, 237, Sherando, Va.
OLB	4	DAX HOLLIFIELD	So., 6-1, 232, Shelby, N.C.
OR	34	ALAN TISDALE	r-Fr., 6-3, 220, Greensboro, N.C.
FS	17	DIVINE DEABLO	r-Jr., 6-3, 223, Winston-Salem, N.C.
			18 Tyree Rodgers r-Jr., 6-1, 180, Camden, N.J.
ROVER	1	REGGIE FLOYD	Sr., 6-0, 222, Manassas, Va.
			7 Devon Hunter r-So., 6-0, 227, Chesapeake, Va.
NICKEL	22	CHAMARRI CONNER	So., 6-0, 211, Jacksonville, Fla.
			9 Khalil Ladler r-Jr., 5-11, 190, Stone Mountain, Ga.
LCB	28	JERMAINE WALLER	So., 6-1, 180, Washington, D.C.
			26 Jovonn Quillen Sr., 6-0, 188, Hampton, Va.
RCB	3	CALEB FARLEY	r-So., 6-2, 207, Hickory, N.C.
			27 Armani Chatman r-Fr., 5-11, 195, Virginia Beach, Va.

SPECIALISTS

Pos.	No.	Player	Yr., Ht., Wt., Hometown
K	93	BRIAN JOHNSON	r-Jr., 6-1, 191, Washington, D.C.
			96 John Parker Romo Jr., 5-11, 170, Peachtree, Ga.
P	91	OSCAR BRADBURN	Jr., 6-1, 221, Sydney, Australia
			96 John Parker Romo Jr., 5-11, 170, Peachtree, Ga.
KO	96	JOHN PARKER ROMO	Jr., 5-11, 170, Peachtree, Ga.
			93 Brian Johnson r-Jr., 6-1, 191, Washington, D.C.
H	91	OSCAR BRADBURN	Jr., 6-1, 221, Sydney, Australia
LS	97	OSCAR SHADLEY	So., 6-0, 246, Naples, Fla.
			64 Sam DeLuke r-Fr., 5-10, 223, Wake Forest, N.C.
KR	35	KESHAWN KING	Fr., 5-11, 182, Orange Park, Fla.
			24 Terius Wheatley r-Fr., 6-0, 197, Ann Arbor, Mich.
	33	Deshawn McCleave	r-Jr., 5-9, 190, Chesapeake, Va.
PR	6	HEZEKIAH GRIMSLEY	Jr., 6-0, 185, Williamsburg, Va.
			83 Tayvion Robinson Fr., 5-10, 186, Virginia Beach, Va.

2019 VIRGINIA TECH ROSTERS

ALPHABETICAL

NUMERICAL

No.	Name	Pos.	No.	Name	vl	Pos.	Ht.	Wt.	Cl.	Hometown	High School/Last School
46	Eli Adams	DL	1	Reggie Floyd	3	DB	6' 0"	222	Sr.	Manassas, Va.	Stonewall Jackson
92	Mark Applegate	K	2	Hendon Hooker	-	QB	6' 4"	228	r-So.	Greensboro, N.C.	Dudley
15	Keshon Artis	LB	2	Jeremy Webb	-	DB	6' 4"	205	r-Jr.	East Mims Fla.	Stevenson/ASA College
23	Rayshard Ashby	LB	3	Braxton Burmeister	-	QB	6' 1"	210	R-So.	La Jolla, Calif.	La Jolla Country Day/Oregon
97	Keondré Banks	WR	3	Caleb Farley	1	DB	6' 2"	207	r-So.	Maiden, N.C.	Maiden
38	Amaré Barno	LB	4	Dax Hollifield	1	LB	6' 1"	232	So.	Shelby, N.C.	Shelby
43	Cole Beck	RB	4	Quincy Patterson II	-	QB	6' 4"	245	r-Fr.	Chicago, Ill.	Solorio Academy
90	Jaevon Becton	DL	5	Jarrod Hewitt	2	DL	6' 1"	288	r-Jr.	Venice, Fla.	Venice
46	Malik Bell	RB	5	Ryan Willis	1	QB	6' 4"	220	r-Sr.	Overland Park, Kan.	Bishop Miege
8	Emmanuel Belmar	DL	6	Hezekiah Grimsley	2	WR	6' 0"	185	Jr.	Williamsburg, Va.	Lafayette
42	Cole Blaker	TE	6	Trevor Jackson	-	QB	6' 3"	187	Fr.	Leesburg, Va.	Riverside
88	Elijah Bowick	WR	7	Devon Hunter	1	DB	6' 0"	227	r-So.	Chesapeake, Va.	Indian River
34	Tink Boyd	WR	8	Emmanuel Belmar	2	DL	6' 2"	245	r-Jr.	Suwanee, Ga.	Collins Hill
91	Oscar Bradburn	P	8	Phil Patterson	2	WR	6' 2"	195	r-Jr.	Virginia Beach, Va.	Bayside
90	Sam Brooks	TE	9	Khalil Ladler	2	DB	5' 11"	190	r-Jr.	Stone Mountain, Ga.	IMG Academy
53	Aiden Brown	DL	9	Luke Bussel	-	QB	6' 1"	210	Fr.	Chesapeake, Va.	Greenbrier Christian/Fork Union
3	Braxton Burmeister	QB	11	Tré Turner	1	WR	6' 2"	190	So.	Greensboro, N.C.	Northwest Guilford
9	Luke Bussel	QB	12	Knox Kadum	-	QB	6' 3"	185	Fr.	Rome, Ga.	Rome
52	Austin Cannon	OL	12	Nadir Thompson	-	DB	5' 10"	188	r-Fr.	Rocky Mount, N.C.	Southern Nash
27	Armani Chatman	DB	13	Zion Debose	1	DL	6' 1"	246	r-So.	Salisbury, N.C.	North Rowan
22	Chamarri Conner	DB	13	Jalen Holston	2	RB	5' 11"	218	Jr.	Stockbridge, Ga.	Stockbridge
36	DaShawn Crawford	DL	14	Damon Hazelton	1	WR	6' 2"	215	r-Jr.	Baltimore, Md.	Franklin/Ball State
58	Walker Culver	OL	15	Keshon Artis	1	LB	6' 0"	233	So.	Chesapeake, Va.	Oscar Smith
92	Jaden Cunningham	DL	16	Darryle Simmons	-	WR	6' 2"	212	r-Fr.	Philadelphia, Pa.	St. Joe's Prep
77	Christian Darrisaw	OL	17	Divine Deablo	3	DB	6' 3"	223	r-Jr.	Winston-Salem, N.C.	Mount Tabor
17	Divine Deablo	DB	18	Tyree Rodgers	2	DB	6' 1"	180	r-Jr.	Camden, N.J.	Camden Catholic
13	Zion Debose	DL	19	J.R. Walker	-	DB	6' 0"	207	Fr.	Clayton, N.C.	Clayton
89	Drake Deluliis	TE	20	Ny'Quee Hawkins	-	DB	6' 0"	195	Fr.	Orange, N.J.	Orange
64	Sam DeLuke	LS	22	Chamarri Conner	1	DB	6' 0"	211	So.	Jacksonville, Fla.	Trinity Christian Academy
94	Conner Dusenbury	WR	23	Rayshard Ashby	1	LB	5' 10"	237	Jr.	Chesterfield, Va.	L.C. Bird
60	Silas Dzansi	OL	24	Terius Wheatley	1	RB	6' 0"	190	r-So.	Ann Arbor, Mich.	Pioneer/Fork Union
41	Ty Eller	TE	26	Jovonn Quillen	3	DB	6' 0"	188	Sr.	Hampton, Va.	Hampton
44	J'Wan Evans	RB	27	Armani Chatman	-	DB	5' 11"	195	r-Fr.	Virginia Beach, Va.	Bishop Sullivan Catholic
3	Caleb Farley	DB	28	Jermaine Waller	1	DB	6' 1"	180	So.	Washington, D.C.	Avalon School
47	Dean Ferguson	LB	29	Dalton Keene	2	TE	6' 4"	251	Jr.	Littleton, Colo.	Chatfield
1	Reggie Floyd	DB	29	Ishmiel Seisay	1	DB	5' 9"	198	r-Sr.	Springfield, Va.	St. Stephen's & St. Agnes
58	Josh Fuga	DL	30	Tyler Matheny	-	DB	6' 1"	202	r-Fr.	Fairfax, Va.	Lake Braddock
86	Nick Gallo	TE	30	Caleb Steward	-	RB	5' 11"	210	r-Fr.	Jacksonville, Fla.	Ed White
45	TyJuan Garbutt	DL	31	Nasir Peoples	-	DB	6' 0"	195	r-Fr.	Abington, Pa.	Archbishop Wood
39	Tahj Gary	RB	32	Hunter Green	-	DB	6' 1"	190	r-Fr.	Knoxville, Tenn.	Webb School
32	Hunter Green	DB	33	Deshawn McCleave	2	RB	5' 9"	190	r-Jr.	Chesapeake, Va.	Oscar Smith
41	Jaylen Griffin	DL	34	Tink Boyd	-	WR	5' 10"	180	r-Fr.	Chesterfield, Va.	Trinity
48	Daniel Griffith	LB	34	Alan Tisdale	-	LB	6' 3"	220	r-Fr.	Greensboro, N.C.	Page
6	Hezekiah Grimsley	WR	35	Matt Johnson	-	LB	6' 0"	210	Fr.	Glen Allen, Va.	Deep Run
72	Jesse Hanson	OL	35	Keshawn King	-	RB	5' 11"	182	Fr.	Orange Park, Fla.	Oakleaf
57	John Harris	OL	36	DaShawn Crawford	-	DL	6' 0"	290	Jr.	Bay Springs, Miss.	Bay Springs/Jones County JC
20	Ny'Quee Hawkins	DB	37	Brion Murray	-	DB	5' 10"	190	So.	Milford, Del.	Milford/Coffeyville CC
14	Damon Hazelton	WR	37	Carter Rivenburg	-	RB	6' 0"	200	Fr.	Swoope, Va.	Buffalo Gap
5	Jarrod Hewitt	DL	38	Amaré Barno	-	LB	6' 6"	235	Jr.	Blythwood, S.C.	Westwood/Butler CC
76	Brock Hoffman	OL	38	Nashun Overton	-	RB	5' 6"	157	Fr.	Suffolk, Va.	Indian River/St. Andrew's University
4	Dax Hollifield	LB	39	Tahj Gary	-	RB	5' 8"	221	Fr.	Atlanta, Ga.	Woodward Academy
13	Jalen Holston	RB	40	Ben Skinner	-	LB	6' 1"	215	Fr.	Spotsylvania, Va.	Riverbend
2	Hendon Hooker	QB	40	Travis Williams	-	WR	6' 3"	212	r-Fr.	Lorton, Va.	Hayfield
75	Zachariah Hoyt	OL	41	Ty Eller	-	TE	6' 2"	223	Jr.	Newton, N.C.	Newton-Conover/UNC Pembroke
61	Bryan Hudson	OL	41	Jaylen Griffin	-	DL	6' 1"	260	r-So.	Rome, Ga.	Rome
7	Devon Hunter	DB	42	Cole Blaker	-	TE	6' 3"	250	r-So.	Narrows, Va.	Narrows
71	T.J. Jackson	OL	43	Cole Beck	-	RB	6' 1"	202	r-Fr.	Blacksburg, Va.	Blacksburg
6	Trevor Jackson	QB	43	Michael Peterson	-	CB	6' 1"	215	Fr.	Fort Mill, S.C.	Nation Ford
93	Brian Johnson	K	44	J'Wan Evans	-	RB	5' 10"	180	Fr.	Philadelphia, Pa.	East Rock
35	Matt Johnson	LB	44	Dylan Rivers	2	LB	6' 1"	237	Jr.	Stephens City, Va.	Sherando
12	Knox Kadum	QB	45	TyJuan Garbutt	1	DL	6' 1"	238	r-So.	Fredericksburg, Va.	Riverbend
49	William Kakavitsas	WR	45	Jacob Van Landingham	-	WR	5' 11"	203	r-Fr.	Franklin, Tenn.	Page
56	Joe Kane	OL	46	Eli Adams	-	DL	5' 11"	240	r-Fr.	Rock Hill, S.C.	South Pointe
51	Gene Kastleburg	OL	46	Malik Bell	-	RB	6' 0"	230	r-Fr.	Mineral, Va.	Louisa
29	Dalton Keene	TE	47	Dean Ferguson	-	LB	6' 2"	228	Fr.	Sterling, Va.	Potomac Falls
93	Mario Kendricks	DL	47	John Ransom	-	WR	5' 11"	177	Fr.	Chesapeake, Va.	Bishop Sullivan Catholic
35	Keshawn King	RB	48	Daniel Griffith	2	LB	6' 0"	232	r-Jr.	Chesapeake, Va.	Nansemond-Suffolk Academy

9	Khalil Ladler	DB	48	Nikia Peerman	-	WR	6' 3"	176	Fr.	Gladys, Va.	William Campbell
30	Tyler Matheny	DB	49	William Kakavitsas	-	WR	6' 1"	175	Fr.	Charlotte, N.C.	Providence
50	Tré Maxwell	LB	50	Tré Maxwell	-	LB	6' 0"	205	Fr.	Centreville, Va.	Centreville
33	Deshawn McCleave	RB	50	Will Pritchard	-	OL	6' 2"	301	Fr.	Moseley, Va.	Manchester
66	Louis Mihota	OL	51	Gene Kastleburg	-	OL	6' 0"	308	r-So.	Richmond, Va.	Benedictine College Prep
82	James Mitchell	TE	52	Austin Cannon	2	OL	6' 2"	323	r-Jr.	Mechanicsville, Va.	Atlee/Fork Union
37	Brion Murray	DB	53	Aiden Brown	-	DL	6' 2"	290	r-So.	Silver Spring, Md.	Bullis School
74	Doug Nester	OL	54	Lecitus Smith	1	OL	6' 3"	316	r-So.	Fitzgerald, Ga.	Fitzgerald
38	Nashun Overton	RB	56	Joe Kane	-	OL	6' 2"	301	r-Fr.	Wake Forest, N.C.	Heritage
8	Phil Patterson	WR	57	John Harris	-	OL	6' 3"	303	r-Fr.	Hoschton, Ga.	Mill Creek
4	Quincy Patterson II	QB	58	Walker Culver	-	OL	6' 4"	300	r-Fr.	Soddy-Daisy, Tenn.	Baylor School
85	Jaden Payoute	WR	91	Josh Fuga	-	DL	6' 2"	308	Fr.	Woodbridge, Va.	Freedom
48	Nikia Peerman	WR	60	Silas Dzansi	1	OL	6' 5"	325	r-So.	Woodbridge, Va.	C.D. Hylton/Fork Union
31	Nasir Peoples	DB	61	Bryan Hudson	-	OL	6' 4"	315	Fr.	Georgetown, Ky.	Scott County
43	Michael Peterson	CB	62	Gabe SESCO	-	OL	6' 6"	265	Fr.	Bluefield, Va.	Graham
99	Maxx Philpott	DL	64	Sam DeLuke	-	LS	5' 10"	223	r-Fr.	Wake Forest, N.C.	Wake Forest
87	Jacoby Pinckney	WR	66	Louis Mihota	-	OL	6' 2"	282	r-Fr.	Fredericksburg, Va.	Massaponax
96	Norell Pollard	DL	71	T.J. Jackson	-	OL	6' 6"	359	r-Jr.	Cumberland, Va.	Cumberland County
99	Justin Pollock	LS	72	Jesse Hanson	-	OL	6' 5"	301	Fr.	Blue Ridge, Va.	Lord Botetourt
50	Will Pritchard	OL	74	Doug Nester	-	OL	6' 6"	315	Fr.	Huntington, W.Va.	Spring Valley
98	Caleb Quick	K	75	Zachariah Hoyt	2	OL	6' 5"	305	r-Jr.	Salem, Va.	Salem
26	Jovonn Quillen	DB	76	Brock Hoffman	-	OL	6' 3"	316	Jr.	Statesville, N.C.	Statesville
47	John Ransom	WR	77	Christian Darrisaw	1	OL	6' 5"	311	So.	Upper Marlboro, Md.	Riverdale Baptist/Fork Union
37	Carter Rivenburg	RB	79	Tyrell Smith	3	OL	6' 3"	308	r-Sr.	North Brunswick, N.J.	Don Bosco Prep/Cushing Academy
44	Dylan Rivers	LB	80	Kaleb Smith	-	WR	6' 2"	207	r-Fr.	Bumpass, Va.	Louisa County
83	Tayvion Robinson	WR	82	James Mitchell	1	TE	6' 3"	252	So.	Big Stone Gap, Va.	Union
18	Tyree Rodgers	DB	83	Tayvion Robinson	-	WR	5' 10"	186	Fr.	Virginia Beach, Va.	Cox
96	John Parker Romo	K	85	Jaden Payoute	-	WR	6' 1"	206	Fr.	Chesterfield, Va.	L.C. Bird
85	CJ Scott	LS	85	CJ Scott	-	LS	5' 10"	240	Fr.	Virginia Beach, Va.	Bishop Sullivan Catholic
29	Ishmiel Seisay	DB	86	Nick Gallo	-	TE	6' 4"	242	Fr.	Richboro, Pa.	Council Rock South
62	Gabe SESCO	OL	87	Jacoby Pinckney	-	WR	6' 1"	210	Fr.	Spartanburg, S.C.	Dorman
97	Oscar Shadley	LS	88	Elijah Bowick	-	WR	6' 1"	216	Fr.	Charlotte, N.C.	Myers Park
16	Darryle Simmons	WR	89	Drake Delullis	1	TE	6' 5"	250	r-So.	Charlotte, N.C.	Providence
94	Nigel Simmons	DL	90	Jaevon Becton	-	DL	6' 4"	255	r-Fr.	Virginia Beach, Va.	Ocean Lakes
40	Ben Skinner	LB	90	Sam Brooks	-	TE	6' 2"	210	Fr.	Rockville, Va.	Goochland
80	Kaleb Smith	WR	91	Oscar Bradburn	2	P	6' 1"	221	Jr.	Sydney, Australia	Sydney Secondary College
54	Lecitus Smith	OL	92	Mark Applegate	-	K	5' 11"	155	Fr.	Fairfax, Va.	Oakton
79	Tyrell Smith	OL	92	Jaden Cunningham	-	DL	6' 2"	306	Jr.	Lithonia, Ga.	Martin Luther King/Hutchison CC
30	Caleb Steward	RB	93	Brian Johnson	-	K	6' 1"	191	r-Jr.	Washington, D.C.	Gonzaga
95	Luke Tenuta	OL	93	Mario Kendricks	-	DL	6' 0"	293	Fr.	Kissimmee, Fla.	Osceola
12	Nadir Thompson	DB	94	Conner Dusenbury	-	WR	6' 0"	175	Fr.	Richmond, Va.	James River
34	Alan Tisdale	LB	94	Nigel Simmons	-	DL	6' 2"	231	r-Fr.	Newport News, Va.	Heritage
11	Tré Turner	WR	95	Luke Tenuta	-	OL	6' 7"	315	r-Fr.	Crozet, Va.	Western Albemarle
45	Jacob Van Landingham	WR	96	John Parker Romo	-	K	5' 11"	170	Jr.	Peachtree City, Ga.	McIntosh/Tulsa
19	J.R. Walker	DB	96	Norell Pollard	-	DL	6' 0"	265	Fr.	Apopka, Fla.	Wekiva
28	Jermaine Waller	DB	97	Keondré Banks	-	WR	5' 11"	185	So.	Raleigh, N.C.	Roanoke Rapids/Tusculum
2	Jeremy Webb	DB	97	Oscar Shadley	1	LS	6' 0"	246	So.	Naples, Fla.	Golden Gate
24	Terius Wheatley	RB	98	Caleb Quick	-	K	6' 1"	180	r-Fr.	Westfield, Ind.	Guerin Catholic
40	Travis Williams	WR	99	Maxx Philpott	-	DL	6' 0"	297	Fr.	Salem, Va.	Glenvar
5	Ryan Willis	QB	99	Justin Pollock	-	LS	6' 2"	235	Fr.	Amelia County, Va.	Amelia County

PRONUNCIATIONS

RAYSHARD Ashby.RAY-shard
JAEVON Becton.JAY-vahn
Elijah **BOWICK**.BO-wick
CHAMARRI Conner.chuh-MAR-ee
Zion **DEBOSE**.duh-BOZE
Drake **DEIULIIS**.DUEL-ee-is
Silas **DZANSI**.JAN-zee
Caleb **FARLEY**.FAR-lee
Josh **FUGA**.FOO-guh
TyJuan **GARBUTT**.GAR-bit

HEZEKIAH Grimsley.hez-uh-KY-uh
NY'QUEE Hawkins.nye-KEY
JARROD Hewitt.Jared
Dax **HOLLIFIELD**.HOLLY-field
DEVON Hunter.DEVIN
KHALIL Ladler.kuh-LEEL
LOUIS MIHOTA.Looie muh-HOE-tuh
BRION Murray.BREE-on
Jaden **PAYOUTE**.PAY-oot
Jacoby **PINCKNEY**.PINK-knee

JOVONN Quillen.joe-VAHN
TAYVION Robinson.TAY-vee-on
Oscar **SHADLEY**.SHAD-lee
LECITUS Smith.leh-SEE-tis
TYRELL Smith.tuh-RELL
Luke **TENUTA**.ten-OO-ta
TERIUS Wheatley.TEH-ree-is

ACTIVE STARTS CHART

	2019	Streak	Career
Adams, E. (DL)	1	-	1
Ashby, R. (LB)	7	11	18
Becton, J. (DE)	1	-	1
Belmar, E. (DE)	7	11	18
Bradburn (P/H)	7	33	33
Cannon, A. (OL)	1	1	1
Crawford, D. (DL)	5	-	5
Conner, C. (DB)	7	7	7
Darrisaw, C. (OL)	7	17	19
Deablo, D. (DB)	7	15	18
Dzansi, S. (OL)	7	10	11
Farley, C. (DB)	7	7	19
Floyd, R. (DB)	6	-	29
Garbutt, T. (DL)	5	4	10
Grimsley, H. (WR)	-	-	6
Hazelton, D. (WR)	3	3	12
Harris, J. (OL)	1	-	1
Hewitt, J. (DL)	7	10	17
Hollifield, D. (LB)	7	10	13
Holston, J. (RB)	-	-	2
Hooker, H. (QB)	3	3	3
Hoyt, Z. (OL)	1	-	10
Hudson, B. (OL)	4	4	4
Hunter, D. (DB)	1	1	1
Jackson, T.J. (WR)	1	-	1
Johnson, B. (K)	6	19	21
Keene, D. (TE)	7	32	32
King, K. (RB)	1	-	1
Ladler, K. (DB)	-	-	13
McCleave, D. (RB)	5	3	8
Mitchell, J. (TE)	5	2	6
Nester, D. (OL)	6	6	6
Pollard, N. (DL)	2	2	2
Quillen, J. (DB)	1	-	3
Rivers, D. (LB)	-	-	7
Robinson, T. (WR)	3	1	3
Rodgers, T. (DB)	-	-	3
Shadley, O. (LS)	7	20	20
Smith, L. (OL)	6	-	10
Smith, K. (WR)	5	1	5
Turner, T. (WR)	5	1	10
Waller, J. (CB)	6	6	6
Wheatley, T. (RB)	-	-	2
Willis, R. (QB)	4	-	14

LONGEST ACTIVE STREAKS

- Bradburn - 33
- Keene - 32

CAREER 300-YARD PASSING GAMES

Player	Years	Gms
1. Logan Thomas	2011-13	4
Ryan Willis	2018-	4
3. Jerod Evans	2016	3
Bryan Randall	2001-04	3
5. Michael Brewer	2014-15	2
Sean Glennon	2004-08	2
Josh Jackson	2017-18	2
8. Maurice DeShazo	1990-94	1
Jim Druckenmiller	1993-96	1
Will Furrer	1988-91	1
Tyrod Taylor	2007-10	1
Marcus Vick	2003-05	1

HOOKER WINS FIRST THREE STARTS

- R-So. QB Hendon Hooker started the first three games of his career at Miami (10/5), vs. Rhode Island (10/12) and vs. UNC (10/19).
- He went 10 of 20 through the air with three touchdowns. Hooker also found the endzone himself on a 12-yard run in the first quarter at Miami (10/5). Hooker finished the game responsible for 260 yards, four touchdowns and zero turnovers.
- Against Rhode Island (10/12), he accounted for 304 total yards and threw for three more scores, without turning the ball over. Hooker tallied career best with 16 completions and 261 yards through the air.
- Hooker was 8 of 12 passing in the win over UNC (10/19) with a touchdown. He also ran for 41 yards on 10 attempts.

THREE QBs PASS FOR TD

- In Tech's 6 OT victory vs. UNC (10/19), three QBs (Hooker, Willis, Patterson II) threw for a touchdown. It was the first game since at least 1987 that three VT QBs each threw for a touchdown.

"TIGHT END UNIVERSITY" SHINES IN SOUTH FLORIDA

- TEs Dalton Keene and James Mitchell were both instrumental in the Hokies' win at Miami (10/5).
- Keene, caught a career best five passes and found the endzone on three occasions. He finished with 73 yards.
- Mitchell caught three passes for 73 yards and scored his first career rushing touchdown, a one-yard sweep in the first quarter.

MCCLEAVE HITTING THE CENTURY MARK

- McCleave ran for 124 yards, a season high vs. Rhode Island (10/12). That mark also tied a career best and was the fourth 100-yard game of his career. He ran the ball 12 times, averaging 10.3 yards per attempt.
- RB Deshawn McCleave rushed for 102 yards vs. Duke (9/27), the third 100-yard performance of his career.
- His 45-yard run in the second quarter was the longest run of his career and the Hokies' second-longest run of the season.
- Against UNC (10/19) he ran for 72 yards and a score.

HAZELTON GETTING HOT

- WR Damon Hazelton made his 2019 debut at home vs. Duke (9/27). The redshirt junior caught one pass, a 72-yard score in the third quarter, registering his ninth touchdown of his Virginia Tech career.
- Hazelton hauled in five passes for 93 yards against Rhode Island (10/12) scoring two touchdowns. It was his first two touchdown game of his career.
- Caught three passes for 43 yards and a score against UNC (10/19).
- The redshirt junior leads the Hokies with five TD receptions in 2019.

KING RUSHES FOR 100-YDS VS. FURMAN

- True freshman RB Keshawn King became the first Hokie to run for 100 yards this season when he registered 119 rushing yards on 12 carries vs. Furman (9/14).
- He also had a 54-yard run at the start of the third quarter, the longest run for Tech this season.
- King is the first Hokie true freshman to run for 100 yards in a game since Marshawn Williams rushed for exactly 100 yards vs. Miami (10/23/14).

YOUNG, TALENTED O-LINE ON DISPLAY VS. ODU

- In the win against Old Dominion (9/7), the Virginia Tech offensive line had four freshmen playing on the offensive line for extended periods of the game.
- Freshman Doug Nester started at right guard and redshirt freshman John Harris started at center.
- In the second half, freshman Bryan Hudson played a significant number of snaps at center and redshirt freshman Luke Tenuta saw extended time at right tackle.

WILLIS CLIMBING MULTIPLE CHARTS

- QB Ryan Willis' 33 passing TDs at Virginia Tech is seventh in program history.
- When factoring in his time at Kansas, Willis has thrown for 6,152 yards in his career.
- Willis' 344 passing yards vs. Boston College (8/31) marked the fourth 300-yard passing game in his career at Virginia Tech.
- His 344 passing yards vs. BC also pushed him across 3,000 passing yards for his career at VT, becoming only the 15th QB in program history to accomplish that feat.

VIRGINIA TECH CAREER LEADERS, TD PASSES

	Years	QB	TDs
1.	2010-13	Logan Thomas	53
2.	2001-04	Bryan Randall	48
3.	1991-94	Maurice Deshazo	47
4.	2007-10	Tyrod Taylor	44
5.	1988-97	Will Furrer	43
6.	1993-96	Jim Druckenmiller	34
7.	2018-19	Ryan Willis	33
8.	2014-15	Michael Brewer	31
9.	1978-81	Steve Casey	29
	1970-72	Don Strock	29
	2016	Jerod Evans	29

LPD RETURNS 9 STARTERS

- The Hokies entered the 2018 season with the youngest defensive two-deep in the ACC. This season, though, experience will be on their side.
- In 2019, defensive coordinator Bud Foster will have nine returning starters, which is tied for the most on his defense since becoming sole defensive coordinator in 1996.
- Of the nine returning starters, six started in 10 or more games in 2018.
- The Hokies had 11 different defensive players make their first career start last season, the most in the FBS.
- Senior Reggie Floyd led the group with 25 career starts entering the 2019 season.

YEAR # STARTERS CAREER STARTS

YEAR	# STARTERS	CAREER STARTS
2019	9	106
2018	3	55
2017	8	160
2016	6	104
2015	8	145
2014	5	106
2013	9	205
2012	9	148
2011	6	72
2010	5	64
2009	6	108
2008	4	69
2007	8	161
2006	5	74
2005	6	110
2004	5	100
2003	9	139
2002	4	84
2001	9	105
2000	3	42

1999	7	112
1998	8	94
1997	5	51
1996	6	122

▪ Nationally, Tech's nine returning starters on defense ties for the fourth-most in the FBS entering the 2019 season.

Most Returning Defensive Starters - FBS

School	# of Srs.
1. Illinois	10
Texas State	10
UConn	10
4. Virginia Tech	9
Ball State	9
Hawai'i	9
Indiana	9
Ohio State	9
Oregon State	9
SMU	9
Tulsa	9
UCLA	9
Virginia	9

HOKIES RANK AMONG THE FBS' YOUNGEST TEAMS

▪ More than half of Virginia Tech's roster entering the 2019 season is made up of freshmen. 52.5 percent to be exact.
 ▪ That percentage ranks third in the FBS this season.

Most Freshmen on 2019 FBS Rosters

School	Fr.	R-Fr.	Total	Pct.
1. UCLA	43	21	64	53.3
2. Oklahoma State	31	31	62	52.9
3. Virginia Tech	37	26	63	52.5
4. Coastal Carolina	39	24	63	51.6
5. Nebraska	47	31	78	50.9

HOKIES HAVE FEWEST SENIORS IN FBS

▪ With only five seniors, Virginia Tech enters the 2019 season with the fewest seniors in the FBS.
 ▪ Despite the low numbers, all five will almost certainly see the field this season and will contribute.
 ▪ The group includes S Reggie Floyd, DB Jovonn Quillen, QB Ryan Willis, DB Ish Seisay and OL Tyrell Smith.

Fewest Seniors on 2019 FBS Rosters

School	No.
1. Virginia Tech	5
2. Texas A&M	6
3. Penn State	10
4. Appalachian State	11
Coastal Carolina	11
6. NC State	12
Rice	12

THE GENESIS OF "BIG PLAY" TRÉ

▪ Turner hauled in six catches for a career-best 106 yards vs. UNC (10/19). It was the first 100-yard game of his career.
 ▪ Sophomore WR Tré Turner has continued to live up his nickname of "Big Play" Tré in the early goings of the 2019 season.
 ▪ 23 of Turner's first 38 career receptions have gone for a first down.
 ▪ Turner's first eight catches of his career went for first downs.
 ▪ In 2018, Turner turned into a key target when the Hokies needed a "money play" - a play resulting in a first down or a touchdown - and he even got his first taste of BeamerBall against Virginia (11/23/18).
 ▪ After making an acrobatic, one-handed touchdown catch in the first quarter against UVA, Turner blocked his first career punt on the next UVA possession that was recovered in the end zone for a touchdown.
 ▪ His performance against UVA earned him the honor of wearing Frank Beamer's No. 25 vs. Marshall where he turned in a career-high 99 receiving yards on three catches and a 45-yard TD reception.
 ▪ His 20.6 yards per reception finished third among FBS true freshmen in 2018.

2018 FBS Leaders - Yds. PC, True Freshmen

Player	YPC
1. Justyn Ross, Clemson	21.7
2. Tré Turner, Virginia Tech	20.6
3. Seth Williams, Auburn	20.5
4. Jaylen Waddle, Alabama	18.8
5. Chatarius Atwell, Louisville	16.9

Teams Under Fuente	2019	Tech	Career
Home	4-1	17-7	32-17
Road	1-1	11-6	21-19
Neutral	0-0	1-4	3-4
Grass	5-1	27-10	32-10
Artificial Turf	0-1	2-8	24-26
Won Coin Toss	2-0	12-7	25-19
Lost Coin Toss	3-2	17-10	31-21
Fuente Teams' Record When ...			
Leading after the 1st quarter	4-1	21-4	37-13
Trailing after the 1st quarter	1-0	4-7	13-20
Tied after the 1st quarter	0-1	5-6	6-7
Leading at halftime	4-0	26-1	46-5
Trailing at halftime	1-2	4-14	9-31
Tied at halftime	0-0	0-2	1-4
Leading after 3rd quarter	4-0	26-3	50-5
Trailing after 3rd quarter	1-2	4-14	5-33
Tied after 3rd quarter	0-0	0-0	1-2
Leading with less than 2:00 to play	3-0	26-1	49-3
Trailing with less than 2:00 to play	0-2	2-16	3-36
Tied with less than 2:00 to play	2-0	2-0	4-1
Scores first	4-1	26-7	37-17
Opponent scores first	1-1	4-10	15-23
Scores 20+ points	5-2	25-13	49-24
Opponent scores 20+ points	3-1	11-15	19-36
Holds opponent to 20 points or less	2-0	19-0	37-2
Game is decided by 3 points or less	1-0	6-0	8-3
Game is decided by 10 points or less	2-1	6-7	12-17
Fuente Teams' Record When ...			
Less than 150 yards rushing	1-2	6-10	11-28
150+ yards rushing	4-0	24-8	44-14
200+ yards passing	3-0	22-13	39-23
300+ yards passing	0-0	7-3	18-8
300+ yards total offense	4-0	27-13	52-26
400+ yards total offense	3-1	18-9	36-14
500+ yards total offense	0-0	6-2	17-3
70+ total plays	1-1	18-13	34-25
80+ total plays	1-1	7-6	18-6
Fuente Teams' Record When ...			
Allowing less than 150 yards rushing	3-0	20-3	41-15
150+ yards rushing	2-2	9-13	14-24
200+ yards passing	2-1	14-8	23-25
300+ yards passing	2-0	6-3	13-12
300+ yards total offense	4-1	17-13	30-33
400+ yards total offense	2-2	9-11	15-22
500+ yards total offense	1-0	4-3	8-8
70+ total plays	3-1	9-7	21-23
80+ total plays	1-1	2-3	11-8
Fuente Teams' Record When ...			
Committing fewer turnovers	1-0	19-2	34-9
Committing more turnovers	2-2	4-15	8-28
Turnovers are the same	1-0	6-0	13-3
Having fewer penalty yards	3-2	19-8	31-14
Having more penalty yards	1-0	10-8	24-25
Penalty yards are even	0-0	0-1	0-1
Leading time of possession	2-1	22-9	37-18
Trailing time of possession	2-1	7-8	18-22
Fuente Teams' High & Low Water Marks ...			
Largest halftime lead	21	38	56
Largest halftime deficit	18	24	28
Highest number of plays	86	95	97
Lowest number of plays	58	47	47
Opponent highest number of plays	89	100	100
Opponent lowest number of plays	58	47	47
Warmest Game Temperature	85°	85°	94°
Coldest Game Temperature	60°	37°	37°
Fuente Teams' For ...			
Day Games	5-1	20-9	32-20
Night Games (5 p.m. kickoff or later)	0-1	10-8	24-20
Games with temperature 49 or below	0-0	5-5	8-8
Games with temperatures in 50s	0-0	4-2	8-7
Games with temperatures in 60s	2-0	6-3	13-7
Games with temperatures in 70s	2-2	12-5	18-10
Games with temperatures in 80s	1-0	3-2	8-5
Games with temperatures in 90s	0-0	0-0	1-3

POWER FIVE WIN LEADERS MOST WINS

1995-Present

1. Ohio State	259
2. Oklahoma	243
3. Florida	239
4. Georgia	235
Virginia Tech	235

BEST ROAD RECORDS

2003-Present

1. Oklahoma	61-15 (.803)
2. Ohio State	61-16 (.792)
3. Georgia	53-19 (.736)
4. Alabama	50-19 (.725)
5. Virginia Tech	57-27 (.679)

MOST 10-WIN SEASONS

1999-Present

1. Oklahoma	16
2. Ohio State	14
Alabama	13
4. Virginia Tech	12
TCU	12

HOKIES' SCORING STREAK

• Virginia Tech has scored in **315** straight games dating back to the 1995 season.

Rk.	School	Years	Games
1.	Florida	1988-	392
2.	Michigan	1984-14	365
3.	BYU	1975-03	361
4.	TCU	1992-	339
5.	Virginia Tech	1995-	315
6.	Air Force	1992-17	306
7.	Georgia	1995-	309
8.	Nebraska	1996-	302
9.	Tennessee	1994-17	289
10.	Ohio State [^]	1993-16	283
11.	Texas	1980-04	282
	Boise State	1997-	282
13.	Washington State	1984-08	280
	Georgia Tech	1997-	280
15.	Texas Tech	1997-	279
16.	Oklahoma	1998-	276
17.	Washington	1981-04	271
18.	Oregon	1985-07	267
19.	Colorado	1988-08	242
20.	Kansas State	1996-15	234

Bold = active streak
[^] = 13 games vacated by NCAA

TECH QB PLAY ON THE RISE

- Over the last three seasons, Virginia Tech is the only team in the FBS to have three different quarterbacks throw for 20 or more touchdown passes.
- Head coach Justin Fuente came to Virginia Tech with the reputation of molding good quarterbacks, most notably Andy Dalton at TCU and Paxton Lynch at Memphis.
- Along with offensive coordinator/QBs coach Brad Cornelsen, Fuente has lived up to his reputation through three seasons in Blacksburg.
- All three of these single season totals rank in the top 10 in program history.

Virginia Tech Quarterbacks - Last Three Seasons

2016: Jerod Evans - 29 TDs
2017: Josh Jackson - 20 TDs
2018: Ryan Willis - 24 TDs

PATTERSON THIRD QB UNDER FUENTE WITH 100 YARDS RUSHING

- In the six-OT thriller against North Carolina, r-Freshmen QB Quincy Patterson ran for a career best 122 yards and one touchdown.
- He became the third Virginia Tech quarterback to reach the 100-yard plateau on the ground under Coach Fuente, following in the footsteps of Jerod Evans and Josh Jackson.

THAT'S A LOT OF POINTS

- Dating back to 1987, Tech and North Carolina's 84 points in VT's 43-41 6 OT win (10/19) is the 10th-most combined in any game that the Hokies have been involved in over that span.

#	Date	Opponent	Location	Score (VT-Opp)
107	December 26, 2015	Tulsa	Shreveport, La.	W, 55-52
104	October 14, 1995	Akron	Blacksburg, Va.	W, 77-27
101	December 26, 2003	California	Phoenix, Ariz.	L, 49-52
101	December 7, 2002	Miami	Miami	L, 45-56
99	October 31, 1992	Rutgers	Piscataway, NJ	L, 49-50
95	October 24, 1987	Tulane	New Orleans, La.	L, 38-57
92	November 9, 2002	Syracuse	Syracuse, N.Y.	L, 42-50
91	October 23, 1993	Rutgers	Blacksburg, Va.	W, 49-42
88	October 24, 2015	Duke	Blacksburg, Va.	L, 43-45
84	October 19, 2019	North Carolina	Blacksburg, Va.	W, 43-41

2019 COACHING STAFF BREAKDOWN

- The Virginia Tech coaching staff saw a couple of coaching changes over the offseason with the promotion of Justin Hamilton to safeties coach and the hiring of Jafar Williams as its new wide receivers coach.
- Seven coaches remain from Justin Fuente's first staff at Virginia Tech.
- Of the 11 coaches, four of them - Cornelsen, Mitchell, Shibest, Vice - were on Fuente's staff at Memphis.
- Entering his 24th season as defensive line coach at Virginia Tech, Charley Wiles is now tied for third among the longest tenured active assistant coaches in the FBS.

FORMER PLAYERS BACK HOME

- In his final season as defensive coordinator, Bud Foster will have three of his former players assisting him.
- **Justin Hamilton**, who was promoted to safeties coach from director of player development - defense during the offseason, was a four-year letterwinner for the Hokies from 2002-05.
- As a senior, Hamilton posted 35 tackles, 2.5 tackles for loss and three interceptions, helping lead the Hokies to its second consecutive appearance in the ACC Championship Game and a win over Louisville in the 2006 Gator Bowl.
- **Jack Tyler** enters his second season as a quality control coach for the defense. Tyler, who started his career as a walk-on, was a two-time All-ACC selection at linebacker and he led the Hokies in tackles in back-to-back seasons (2012-13).
- **Pierson Prioleau** (PRAY-low) enters his first season as director of player development - defense. A two-time All-BIG EAST selection, Prioleau was a three-year starter for Foster, totaling 237 career tackles and two touchdowns.

2019 TURNOVER SUMMARY

Date	Opponent	Takes	Points Off	Gives	Points Off	TO Margin	Points Off Margin
8/31	at Boston College	1	0	5	14	-4	-14
9/7	Old Dominion	0	0	2	0	-2	0
9/14	Furman	2	14	2	7	0	+7
9/27	Duke	0	0	2	14	-2	-14
10/5	at Miami	5	21	0	0	+3	+21
10/12	Rhode Island	0	0	0	0	0	0
10/19	North Carolina	0	0	2	3	-2	-3
11/2	at Notre Dame	-	-	-	-	-	-
11/9	Wake Forest	-	-	-	-	-	-
11/16	at Georgia Tech	-	-	-	-	-	-
11/23	Pitt	-	-	-	-	-	-
11/29	Virginia	-	-	-	-	-	-
Totals		8	35	13	38	-7	-3

26 STRAIGHT

AMERICA'S LONGEST ACTIVE BOWL STREAK



HOKIES TOP TEAM OVER PAST 20 SEASONS IN FBS IN-STATE RIVALRY GAMES

Over the past 20 seasons, Virginia Tech has dominated its in-state FBS rival like no other major program. While not an exhaustive list, here is a look at how the Hokies' 19-1 record vs. UVA stacks up over the past 20 years against some other national in-state rivalries.

RECORD	TEAM	RIVAL	RIVALRY/TROPHY	CURRENT WIN STREAK	TEAM
1. 19-1 (.950)	Virginia Tech	Virginia	Commonwealth Cup	15 Games	Virginia Tech
2. 16-4 (.800)	Oklahoma	Oklahoma St.	Bedlam	4 Games	Oklahoma
3. 15-5 (.789)	USC	UCLA	Victory Bell	1 Games	UCLA
4. 15-5 (.750)	Washington	Washington St.	Apple Cup	6 Games	Washington
5. 14-6 (.700)	Oregon	Oregon State	Civil War	2 Games	Oregon
6. 13-7 (.650)	Clemson	South Carolina	The Palmetto Bowl	5 Games	Clemson
7. 13-7 (.632)	Stanford	California	Big Game	9 Games	Stanford
8. 11-10 (.523)	Florida State	Miami	(includes a bowl game)	2 Games	Miami
9. 10-10 (.500)	Auburn	Alabama	Iron Bowl	1 Game	Alabama
10-10 (.500)	Ole Miss	Miss. State	Egg Bowl	1 Game	Mississippi State
10-10 (.500)	Michigan St.	Michigan	Paul Bunyan	1 Game	Michigan
10-10 (.500)	Florida	Florida State	Sunshine Showdown	1 Game	Florida

2019 HONORS

<p>LB Rayshard Ashby Athlon Second-Team All-ACC Phil Steele Second-Team All-ACC Nagurski Award Watch List Pro Football Focus ACC Team of the Week (9/2) ACC Linebacker of the Week (9/2) ACC Linebacker of the Week (10/7)</p> <p>P Oscar Bradburn Athlon Second-Team All-ACC Phil Steele Third-Team All-ACC Ray Guy Award Watch List Ray Guy Great 8 (9/10/19) Ray Guy Great 8 (10/5/19)</p> <p>OL Christian Darrisaw Athlon Second-Team All-ACC Phil Steele Third-Team All-ACC PFF College ACC Team of the Week (10/14/19)</p> <p>OL Silas Dzansi Athlon Fourth-Team All-ACC</p> <p>DB Reggie Floyd Athlon Fourth-Team All-ACC Phil Steele Second-Team All-ACC Reese's Senior Bowl Watch List</p>	<p>WR Damon Hazelton Phil Steele First-Team All-ACC Athlon Second-Team All-ACC Biletnikoff Award Watch List</p> <p>DL Jarrod Hewitt Phil Steele Fourth-Team All-ACC</p> <p>LB Dax Hollifield Athlon Third-Team All-ACC Phil Steele Second-Team All-ACC</p> <p>TE Dalton Keene Athlon Second-Team All-ACC Phil Steele Second-Team All-ACC Mackey Award Watch List John Mackey Tight End of the Week (10/8/19) PFF College ACC Team of the Week (10/8/19) PFF College ACC Team of the Week (10/14/19)</p> <p>QB Ryan Willis Athlon Fourth-Team All-ACC Phil Steele Third-Team All-ACC Maxwell Award Watch List Unitas Golden Arm Award Watch List</p>	<p>CB CALEB FARLEY PFF College ACC Team of the Week (10/8/19) ESPN.com All-ACC Midseason Team</p> <p>CB JERMAINE WALLER PFF College ACC Team of the Week (10/8/19)</p> <p>DB CHAMARRI CONNER PFF College ACC Team of the Week (10/8/19)</p> <p>RB DESHAWN MCCLEAVE PFF College ACC Team of the Week (10/14/19)</p> <p>OL AUSTIN CANNON PFF College ACC Team of the Week (10/14/19)</p> <p>QB QUINCY PATTERSON PFF College ACC Team of the Week (10/21/19)</p> <p>OL LUKE TENUTA PFF College ACC Team of the Week (10/21/19)</p>
--	--	--

HOKIES ON CURRENT NFL ROSTERS

(as of Oct. 21, 2019)

37	CB Greg Stroman (IR)	Washington
76	T Duane Brown	Seattle
36	S Chuck Clark	Baltimore
49	LB Tremaine Edmunds	Buffalo
33	RB Trey Edmunds	Pittsburgh
34	S Terrell Edmunds	Pittsburgh
28	CB Brandon Facyson	L.A. Chargers
84	WR Isaiah Ford	Miami
29	CB Kendall Fuller	Kansas City
23	CB Kyle Fuller	Chicago
73	T Yosuah Nijman (PS)	Green Bay
97	DT Tim Settle	Washington
4	K Joey Slye	Carolina
5	QB Tyrod Taylor	L.A. Chargers
77	G Wyatt Teller	Cleveland
82	TE Logan Thomas	Detroit

PS - Practice Squad
IR - Injured Reserve

NO.1 OVERALL PICKS



MICHAEL VICK

#1 Overall Pick – 2001 NFL Draft

- Four-time Pro Bowl selection
- 143 regular season NFL games (115 starts)
- Most career rushing yards by a QB in NFL history (6,109)
- #7 jersey retired by Virginia Tech

BRUCE SMITH

#1 Overall Pick – 1985 NFL Draft

- Pro Football Hall of Fame – Class of 2009
- NFL's all-time sack leader – 200.0 career
- #78 retired by both Virginia Tech & Buffalo Bills
- Four Super Bowls, 11 Pro Bowls and 9-time All-Pro selection
- Two-time AP NFL Defensive Player of the Year

Hokies in the NFL

NFL DRAFT HISTORY

Tremaine (left) and Terrell Edmunds (right) made history in the 2018 NFL Draft by becoming the only pair of brothers to ever be selected in the first round of the same NFL Draft. Tremaine was the 16th overall selection by Buffalo, while Terrell was introduced by Ryan Shazier as the 28th overall pick by Pittsburgh. Eldest brother, Trey, is a running back for the Pittsburgh Steelers. Draft photos courtesy of the NFL. CB Kendall Fuller (D3-16) entered the NFL with Washington and is in his second season in Kansas City.



FOOTBALL IS FAMILY

Tech's all-time leader scorer (K Joey Slye) and all-time leading receiver (WR Cam Phillips) connected with G Wyatt Teller and the youngest player in NFL history to record an INT (LB Tremaine Edmunds) during the preseason.





LAST MEETING

NOTRE DAME	22
VIRGINIA TECH	19

LANE STADIUM • BLACKSBURG, VA • OCT. 6, 2018 • ATT: 65,632

BLACKSBURG – Despite another solid performance from quarterback Ryan Willis and a big game from receiver Damon Hazelton, Virginia Tech struggled to stop Notre Dame's offense in the second half, falling to the No. 6 Irish 45-23 in a non-conference game played Saturday night at Lane Stadium.

With the loss, Tech fell to 3-2 overall, while the Irish moved to 6-0. The Hokies trailed by just a point at halftime, 17-16, after Willis connected with Hazelton for a 3-yard touchdown with 12 seconds left in the first half. But Notre Dame made several big plays in the second half to pull away.

The Irish scored touchdowns on four of their first five possessions of the second half, including on their first two possessions the third quarter (a 97-yard touchdown run by Dexter Williams and a 40-yard touchdown pass from quarterback Ian Book to Miles Boykin). The latter score gave the Irish a 31-16 lead with 4:59 left in the third quarter.

Notre Dame all but sealed the game early in the fourth quarter when an 11-play, 64-yard drive ended with a 5-yard touchdown pass from Book to Boykin that gave the Irish a 38-16 lead with 9:08 remaining.

Tech cut into that lead when Willis threw a 15-yard touchdown pass to Eric Kumam with 5:40 remaining, but Notre Dame answered with a 31-yard touchdown run by Williams to account for the final margin.

Willis completed 31 of 52 for 309 yards, with two touchdowns and an interception. Hazelton caught 12 passes for 131 yards and a score. The Hokies finished with 441 yards of offense. Book completed 25 of 35 for 271 yards, with two touchdowns and an interception to pace an Irish offense that finished with 438 yards. Williams had 178 yards rushing.

SCORING	1	2	3	4	F
Notre Dame	10	7	14	14	- 45
Virginia Tech	3	13	0	7	- 23

- 1st - 09:24** ND Willis 1 yd run (Yoon kick) (12-75, 5:36)
- 1st - 06:58** ND Yoon 31 yd field goal (5-59, 1:09)
- 1st - 00:53** VT Johnson 39 yd field goal (13-53, 6:05)
- 2nd - 10:06** VT Johnson 43 yd field goal (7-17, 3:09)
- 2nd - 03:21** VT Johnson 22 yd field goal (6-37, 2:31)
- 2nd - 01:08** ND Love 42 yd fumble recovery (Yoon kick)
- 2nd - 00:12** VT Hazelton 3 yd pass from Willis (Johnson kick) (8-75, 0:56)
- 3rd - 11:49** ND Willis 97 yd run (Yoon kick) (2-95, 0:42)
- 3rd - 04:59** ND Boykin 40 yd pass from Book (Yoon kick) (9-70, 3:32)
- 4th - 09:08** ND Boykin 5 yd pass from Book (Yoon kick) (11-64, 4:43)
- 4th - 05:40** VT Kumah 15 yd pass from Willis (Johnson kick) (13-80 yards, 3:19)
- 4th - 04:50** ND Willis 31 yd run (Yoon kick) (2-44, 0:48)

TEAM STATS	ND	VT
First downs	19	25
Rushing yds.	167	132
Passing yds.	271	309
Punt return yds.	0	37
Passes	25-35-1	31-52-1
Punts-avg.	3-47.7	4-42.0
Fumbles-lost	0-0	2-1
Penalties-yds.	5-19	6-41
Time of poss.	27:18	32:42

INDIVIDUAL STATS
Rushing — VT: Peoples 9-64, McCleave 6-33, Willis 11-16, Holston 3-9, Grimsley 1-8, Savoy 1-4, Kumah 1-0, Whaetley 1-(-2); ND: Williams 17-178, Wimbush 3-8, Davis 1-5, Flemister 1-0, Jones Jr. 2-(-1), Book (6-(-6), Team 2-(-17).

Passing — VT: Willis 31-52-2; ND: Book 25-35-2

Receiving — VT: Hazelton 12-131, Kumah 4-48, Savoy 4-46, Grimsley 4-37, Peoples 3-28, Turner 2-21, Holston 1-2, McCleave 1-(-4); ND: Miles 8-117, Finke 3-71, Mack 6-39, Claypool 4-26, Kmet 3-18, Young 1-0

QUICK FACTS

Location:Blacksburg, Va.
 Founded: 1872
 Enrollment: 31,000+
 President: Dr. Tim Sands
 Director of Athletics: Whit Babcock
 Nickname: Hokies
 Colors: Chicago Maroon & Burnt Orange
 Stadium: Lane Stadium/Worsham Field
 Head Coach: Justin Fuente – 3rd season
 2017 Record: 9-4 (Camping World Bowl)

FOOTBALL HISTORY

All-Time Tech Record (1892 - ; 124 seasons)
Overall 749*-474-46
Conference 250-176-21
In Blacksburg 388-118-13
 Behind Lane Hall (1892) 1-0-0
 Sheib Field (1894-1901) 13-1-0
 Gibboney Field (1902-08) 19-2-0
 Miles Field (1909-25) 60-3-3
 Miles Stadium (1926-64) 67-25-4
 Lane Stadium (1965-; 53rd season) 227-87-6
On the road 208-222-14
Neutral sites 153-134-19
Televised games 228-114
Overtime games 8-6
When ranked 167-61-1
Opponent ranked 55-93-1
Both teams ranked 36-30
VT ranked higher 23-11
Opponent ranked higher 13-19
 * - includes forfeit by Temple during 1986 season

	Tech	Opp.
Total points scored (Avg.)	26,370 (22)	18,549 (15)
Most Points Scored	99 (1919)	77 (1973)
Shutouts By (last)	249 (2017)	144 (1995)
Largest Margin of Victory	99 (1919)	71 (1973)
Smallest Margin of Victory	1 (2014)	1 (2004)

TECH IN OVERTIME (7-6)

Date	Opp.	Tech	Opp	Result	In
9/19/98	at Miami	27	20	W	OT
11/9/02	at Syracuse	42	50	L	3OT
11/15/03	at Temple	24	23	W	OT
1/3/12	vs. Michigan	20	23	L	OT
9/3/12	GT	20	17	W	OT
11/17/12	at BC	30	23	W	OT
12/28/12	vs. Rutgers	13	10	W	OT
9/21/13	Marshall	29	21	W	3OT
11/16/13	Maryland	24	27	L	OT
11/22/14	at WF	3	6	L	2OT
10/24/15	Duke	43	45	L	4OT
11/21/15	UNC	27	30	L	OT
11/23/18	Virginia	34	31	W	OT
10/19/19	UNC	43	41	W	6OT

POSITION NOTES

QUARTERBACKS

2 HENDON HOOKER

- QB | 6-4 | 228 | R-So.
Greensboro, N.C. (Dudley)
- Owns a 3-0 record as Tech's starter.
- Completed eight passes on 12 attempts for 127 yards and a touchdown before exiting the game due to injury vs. North Carolina (10/19).
- Completed 16 of 27 passes for 261 yards and three touchdowns vs. Rhode Island (10/12). Also ran for 43 yards.
- Made his first career start at Miami (10/5) and threw for 184 yards and three touchdowns, and ran for 76 yards and one touchdown.
- Completed his first career pass on two attempts for eight yards vs. Duke (9/78).
- Rushed three times vs. Old Dominion (9/7).
- Played in six games in 2018.
- Tallied two carries at Duke (9/29/18).
- Had a 69-yard TD run, his first score as a Hokie, vs. William & Mary (9/8/18).
- Redshirted in 2017.
- Passed for 6,027 yards and 55 touchdowns and rushed for 2,975 yards with 48 touchdowns at Dudley HS.
- Two-time Associated Press All-State team.
- All-State Player of the Year by NC Preps.
- Two-time state champion.
- Finished his career as Dudley's all-time leading passer.

PASSING STATS

YEAR	GP/GS	EFFIC.	CMP	ATT	PCT.	YDS	TD	LNG	INT
2018	6/0	0	0	0	0	0	0	0	0
2019	6/3	175.11	35	61	57.4	580	7	67	0
TOTALS	12/3	175.11	35	61	57.4	580	7	67	0

RUSHING STATS

YEAR	ATT	YDS	YPC	LNG	TD
2018	4	57	14.3	69	1
2019	48	156	3.3	15	1
TOTALS	52	213	4.1	69	2

CAREER HIGHS

- Completions** 16 vs. Rhode Island, 10/12/19
- Attempts** 27 vs. Rhode Island, 10/12/19
- Passing TDs** 3, 2x; last vs. Rhode Island, 10/12/19
- Passing Yards** 261 vs. Rhode Island, 10/12/19
- Rushing Attempts** 16 at Miami, 10/5/19
- Rushing Yards** 76 at Miami, 10/5/19
- Rushing TDs** 1, 2x; last at Miami, 10/5/19
- Long Run** 69 vs. William & Mary, 9/8/18

4 QUINCY PATTERSON II

- QB | 6-4 | 245 | R-Fr.
Chicago, Ill. (Solorio Academy)
- Rushed 21 times for 122 yards with a 53-yard touchdown vs. North Carolina (10/19). Also completed three passes for 54 yards including an 18-yard touchdown to WR Damon Hazelton.
- Saw his first game action of the 2019 season vs. Duke (9/27) carrying the ball once.
- Saw action in three games in 2018.
- Registered five carries and completed a nine-yard pass at Pitt (11/10/18).
- Had two carries for 10 yards vs. Boston College

- (11/3/18).
- Rushed for 11 yards on two carries in his first career appearance at North Carolina (10/13/18).
- Quarterback MVP at Nike's The Opening Regional.
- Earned an invitation to participate in Elite 11, the nation's premier quarterback competition, in Beaverton, Oregon.
- Winner of the 2018 Watkins Award, given to the nation's top African-American high school senior male student-athlete.
- Selected to play in the 2018 Blue-Grey All-American Bowl and International Bowl IX.
- Majoring in general engineering.

PASSING STATS

YEAR	GP/GS	EFFIC.	CMP	ATT	PCT.	YDS	TD	LNG	INT
2018	3/0	35.12	1	5	20	9	0	9	0
2019	4/0	0	3	6	50	54	1	22	0
TOTALS	7/0	35.12	4	11	36	63	1	22	0

RUSHING STATS

YEAR	ATT	YDS	YPC	LNG	TD
2018	9	25	2.8	7	0
2019	22	124	5.6	53	1
TOTALS	31	149	4.8	53	1

CAREER HIGHS

- Completions** 3 vs. North Carolina, 10/19/19
- Attempts** 6 vs. North Carolina, 10/19/19
- Passing TDs** 1 vs. North Carolina, 10/19/19
- Passing Yards** 54 vs. North Carolina, 10/19/19
- Rushing Attempts** 21 vs. North Carolina, 10/19/19
- Rushing Yards** 122 vs. North Carolina, 10/19/19
- Rushing TDs** 1 vs. North Carolina, 10/19/19
- Long Run** 53 vs. North Carolina, 10/19/19

5 RYAN WILLIS

- QB | 6-4 | 220 | R-Sr.
Overland Park, Kan. (Bishop Miege/Kansas)

- Went 3 of 3 passing for 55 yards and a touchdown vs. North Carolina (10/19).
- Started the first four games of 2019.
- Threw for 112 yards including a 72-yard touchdown pass vs. Duke (9/27).
- Completed 17 of 21 passes for 123 yards and a touchdown vs. Furman (9/14).
- Threw for 272 yards and two TDs and ran for a one-yard score vs. Old Dominion (9/7).
- Tied a career high with four touchdown passes and completed 29 passes for 344 yards at Boston College (8/31).
- His 344 passing yards were the second-highest mark of his career.
- Started the final 10 games of the 2018 season.
- Finished third in the ACC with a 2.67 TD-to-INT ratio, fourth in passing yards per game (226.3 ypg), fourth in pass efficiency (138.0) and fifth in total offense (244.8 ypg) in 2018.
- Tech's third-leading rusher with 354 yards and four TDs in 2018.
- Completed 20 of 31 passes for 219 yards and two touchdowns and also ran for a score vs. Cincinnati (12/31/18).
- Threw for four touchdowns, a career high, and completed 18 of 26 passes for 312 yards vs. Marshall (12/1/18).
- Rushed for 41 yards, had a seven-yard TD pass and registered on solo tackle that prevented a potential pick six before halftime vs. Virginia (11/23/18).
- Threw for 281 yards and matched his career high with

- three TD passes and led the squad with 49 rushing yards vs. Boston College (11/3/18).
- Completed 15 of 22 passes, threw touchdowns of 46 and 41 yards and had a one-yard TD run vs. Georgia Tech (10/25/18).
- Racked up 309 yards of total offense with a 33-yard rushing touchdown and two passing TDs on 20-of-36 passing at North Carolina (10/13/18).
- Engineered a game-winning 98-yard scoring drive, the longest in program history since 1987, against the Heels.
- Threw for 309 yards with two touchdowns on 31-of-52 passing vs. Notre Dame (10/6/18).
- ACC Quarterback of the Week (10/1/18).
- Completed 17 of 27 passes for 332 yards with three TD passes in his first career win as a starter at Duke (9/29/18).
- His 332 passing yards were the most for a QB in his first start at Virginia Tech.
- Came on for an injured Jackson to throw for 131 yards on 9-of-18 passing with a 13-yard touchdown pass at Old Dominion (9/22/18).
- Threw for 64 yards in the air on 4-of-7 passing and scored a seven-yard rushing TD vs. William & Mary (9/8/18).
- Sat out the 2017 season due to NCAA transfer rules.
- Started the final eight games of his freshman season.
- Threw for a Kansas freshman-record 1,719 yards with nine touchdowns.
- Played in seven games as a sophomore with two starts. Threw for 811 yards and three touchdowns.
- Father, Steve, played football at Kansas State.
- Mother, Lois, was an All-American performer in track and field at Iowa State.
- Sister, Lauren, played basketball at Oklahoma.
- Sister, Abby, played basketball at Saint Louis University.

PASSING STATS

YEAR	GP/GS	EFFIC.	CMP	ATT	PCT.	YDS	TD	LNG	INT
2015	10/8	101.0	164	315	52.1	1,719	9	53	10
2016	7/3	116.3	72	117	61.5	811	3	71	7
2018	12/10	138.01	213	364	58.0	2,716	24	67	9
2019	6/4	143.42	72	117	61.5	906	9	72	5
TOTALS	35/25	123.14	521	913	57.1	6152	45	72	31

RUSHING STATS

YEAR	ATT	YDS	YPC	LNG	TD
2015	59	-79	-1.3	23	0
2016	38	-8	-0.2	21	1
2018	113	354	3.1	39	3
2019	39	34	0.9	13	1
TOTALS	249	301	1.2	39	6

CAREER HIGHS

- Completions** 35 vs. Texas Tech, 10/17/15
- Attempts** 52 vs. Notre Dame, 10/6/18
- Passing TDs** 4, 2x; last vs. Boston College, 8/31/19
- Passing Yards** 348 at TCU, 10/8/16
- Rushing Attempts** 16 at Pitt, 11/10/18
- Rushing Yards** 88 at North Carolina, 10/14/18
- Rushing TDs** 1, 5x; last vs. Old Dominion, 9/7/19

RUNNING BACKS

33 DESHAWN MCCLEAVE

- RB | 5-9 | 190 | R-Jr.
Chesapeake, Va. (Oscar Smith)
- Owns four career 100-yard rushing games including two in 2019.
- Rushed for 72 yards and a two-yard touchdown vs.

North Carolina (10/19).

- Tied his career-high with 124 rushing yards vs. Rhode Island (10/12). Also scored a touchdown.
- Ran for 57 yards and registered the game winning three-yard touchdown at Miami (10/5).
- Rushed 17 times for 102 yards, including a 45-yard rush vs. Duke (9/27).
- Rushed for 24 yards and added a reception vs. Furman (9/14).
- Set a career high with 20 rushing attempts for 64 yards, added a reception vs. Old Dominion (9/7).
- Rushed 13 times for 102 yards, his second career 100-yard rushing game, vs. Cincinnati (12/31/18).
- Had two catches for 57 yards including a career-long 54-yard reception vs. Marshall (12/1/18).
- Ran for 44 yards on seven carries with a two-yard TD run vs. Virginia (11/23/18).
- DNP at Pitt (11/10/18) and vs. Miami (11/17/18).
- Returned two kickoffs for 36 yards at North Carolina (10/13/18).
- Had a one-yard TD run vs. William & Mary (9/8/18).
- Led the Hokies with 77 rushing yards on 13 carries at Florida State (9/3/18).
- Set career-highs with 18 carries and 124 rushing yards vs. Oklahoma State (12/28/17).

CAREER 100-YARD GAMES

ATT	YDS	YPC	TDS	OPP
18	124	6.9	0	vs. Ok. State (12/28/17)
13	102	7.8	0	vs. Cincinnati (12/31/18)
17	102	6.0	0	vs. Duke (9/27/19)
12	124	10.3	1	vs. URI (10/12/19)

CAREER STATS

YEAR	GP/GS	ATT	YDS	YPC	LNG	TD	REC	YDS	YPC	TD
2016	1/0	8	27	3.4	7	0	0	0	0	0
2017	12/1	108	530	4.9	23	3	9	66	7.3	0
2018	11/2	96	433	4.5	27	2	8	96	11.9	0
2019	7/5	97	475	4.9	45	3	5	40	8.0	0
TOTALS	31/8	309	1465	4.7	45	8	22	201	9.1	0

CAREER HIGHS

- Rushes** 20 vs. Old Dominion, 9/7/19
- Rushing Yards** 124, 2x; last vs. Rhode Island, 10/12/19
- Rushing TDs** 1, 8x; last vs. North Carolina, 10/19/19
- Long Rush** 45 vs. Duke, 9/28/19
- Receptions** 2, 2x last vs. Marshall, 12/1/18
- Receiving Yards** 57 vs. Marshall, 12/1/18
- Long Reception** 54 vs. Marshall, 12/1/18

35 KESHAWN KING

• RB | 5-11 | 182 | Fr.
Orange Park, Fla. (Oakleaf)

- Hauled in a career-long 40-yard reception vs. Rhode Island (10/12) and rushed six times for 30 yards.
- Ran 12 times for 19 yards at Miami (10/5) and registered a 28-yard kickoff return.
- Rushed for 16 yards vs. Duke (9/27).
- Rushed a career-high 12 times for a career-high 119 yards, including a 54-yard run, the longest of his career vs. Furman. Also caught two passes for 16 yards (9/14).
- Scored his first career rushing touchdown and ran for 23 yards vs. Old Dominion (9/7).
- Played in his first career game, rushing 10 times for 33 yards and making one reception for three yards at Boston College (8/31).

- A four-star recruit according to 247 Sports' composite ranking.
- Ran for nearly 4,800 yards in three seasons at Oakleaf.
- Posted 2,017 rushing yards and 31 total touchdowns as a senior.

CAREER STATS

YEAR	GP/GS	ATT	YDS	YPC	LNG	TD	REC	YDS	YPC	TD
2019	6/1	52	240	4.6	54	1	4	59	14.8	0

CAREER HIGHS

- Rushes** 12, 2x; last at Miami, 10/5/19
- Rushing Yards** 119 vs. Furman, 9/14/19
- Rushing TDs** 1 vs. Old Dominion, 9/7/19
- Long Rush** 54 vs. Furman, 9/14/19
- Receptions** 2 vs. Furman, 9/14/19
- Receiving Yards** 40 vs. Rhode Island, 10/12/19

13 JALEN HOLSTON

• RB | 5-11 | 218 | Jr.
Stockbridge, Ga. (Stockbridge)

- Has missed the last six games after suffering an injury at Boston College (8/31).
- Posted 40 rushing yards on 10 carries vs. Cincinnati (12/31/18).
- Had four carries for 54 yards and a career-long 40-yard rushing touchdown vs. Marshall (12/1/18).
- Carried the ball six times for 33 yards vs. Miami (11/17/18).
- Registered 41 rushing yards on eight carries at Pitt (11/10/18).
- Had five carries for 29 yards with a one-yard TD run vs. Georgia Tech (10/25/18).
- Ran 10 times for 47 yards vs. William & Mary (9/8/18).
- Played in 12 games with one start in 2017.
- Registered 70 carries for 226 yards and three touchdowns.

CAREER STATS

YEAR	GP/GS	ATT	YDS	YPC	LNG	TD	REC	YDS	YPC	TD
2017	12/1	70	226	3.2	14	3	1	-1	-1.0	0
2018	12/1	57	281	4.9	40	2	4	21	2.3	0
2019	1/0	6	19	3.2	10	0	0	0	0.0	0
TOTALS	25/2	133	526	4.0	40	5	5	20	4.0	0

CAREER HIGHS

- Rushes** 12 vs. Pitt, 11/18/17
- Rushing Yards** 54 vs. Marshall, 12/1/18
- Rushing TDs** 1, 5x; last vs. Marshall, 12/1/18
- Long Rush** 40 vs. Marshall, 12/1/18
- Receptions** 1, 5x; last vs. Cincinnati, 12/31/18
- Receiving Yards** 14 vs. Cincinnati, 12/31/18

24 TERIUS WHEATLEY

• RB | 6-0 | 190 | R-So.
Ann Arbor, Mich. (Pioneer/Fork Union)

- Had one kick return for 21 yards vs. UNC (10/19).
- Registered a career-long 71-yard KO return vs. ODU (9/7).
- Returned four kickoffs for 122 yards including a career long 50-yard return vs. Cincinnati (12/31/18).
- Lined up in the slot to start the game vs. Miami (11/17/18).
- Posted six carries for 33 yards in his first career start at Pitt (11/10/18).

- Rushed for 58 yards on seven carries and scored his first career TD vs. William & Mary (9/8/18).
- Had two carries for 22 yards in his first career game at Florida State (9/3/18).
- Son of Tyrone Wheatley, a former running back at Michigan and 10-year NFL veteran who currently serves as head coach at Morgan State.

CAREER STATS

YEAR	GP/GS	ATT	YDS	YPC	LNG	TD	REC	YDS	YPC	TD
2018	10/2	21	126	6.0	18	1	0	0	0.0	0
2019	5/0	0	0	0	0	0	0	0.0	0	0
TOTALS	15/2	21	126	6.0	18	1	0	0	0.0	0

CAREER HIGHS

- Rushes** 7 vs. William & Mary, 9/8/18
- Rushing Yards** 58 vs. William & Mary, 9/8/18
- Rushing TDs** 1 vs. William & Mary, 9/8/18
- Long KO Return** 71 vs. Old Dominion, 9/7/19

30 CALEB STEWARD

• RB | 5-11 | 210 | rFr.
Jacksonville, Fla. (Ed White)

- Rushed for a career-high 25 yards vs. Duke (9/27).
- Had his first collegiate carry vs. ODU (9/7).
- Redshirted in 2018.
- Rushed for 805 yards and seven touchdowns in 2017 and was an All-Gateway Conference and a Florida Times-Union Super 24 team selection.

CAREER STATS

YEAR	GP/GS	ATT	YDS	YPC	LNG	TD	REC	YDS	YPC	TD
2018	0	0	0	0	0	0	0	0	0	0
2019	3/0	9	28	3.1	7	0	0	0	0	0

CAREER HIGHS

- Rushes** 7, vs. Duke, 9/27/19
- Rushing Yards** 25, vs. Duke, 9/27/19
- Rushing TDs** -
- Long Rush** 7, vs. Duke, 9/27/19
- Receptions** -
- Receiving Yards** -

WIDE RECEIVERS

14 DAMON HAZELTON

• WR | 6-2 | 215 | R-Jr.
Baltimore, Md. (Franklin/Ball State)

- Tied his career-high with two touchdown receptions vs. North Carolina (10/19). Finished with three catches for 43 yards.
- Caught a career-high two touchdown passes vs. Rhode Island (10/12) and finished with five receptions for 93 yards.
- Made one catch for 29 yards at Miami (10/5).
- Played in his first game of the season vs. Duke (9/27), and caught a 72-yard touchdown pass, tying the longest of his career.
- 2018 Second-Team All-ACC
- Led Tech with 51 catches for 802 yards and eight TDs.
- Had a TD catch in eight of Tech's 13 games in 2018.
- Led the team with six catches for 57 yards vs. Cincinnati (12/31/18).
- Caught five passes for 58 yards vs. Miami (11/17/18).
- Registered a 24-yard TD grab and racked up 51 receiving yards on three catches at Pitt (11/10/18).
- Had a 26-yard TD catch vs. Boston College (11/3/18).

- Finished in a tie for fourth in the ACC with eight receiving TDs.
- Racked up 81 receiving yards on six catches and hauled in a 41-yard TD pass vs. Georgia Tech (10/25/18).
- Caught a touchdown pass in five consecutive games to begin his career at Virginia Tech, tying WR Isaiah Ford's program record.
- Caught 12 passes, matching a career high, for 131 yards and had a TD reception vs. Notre Dame (10/6/18).
- His 12 receptions is tied for third in a single game in program history.
- Had four catches for 65 yards and a 27-yard receiving TD at Duke (9/29/18).
- Racked up 100+ receiving yards for the second straight week as part of a five-catch, one-TD and 154-yard receiving performance at Old Dominion (9/22/18).
- Had four catches for 107 yards, his second career 100-yard receiving game, and caught a 39-yard TD pass vs. William & Mary (9/8/18).
- First catch as a Hokie was a 10-yard TD grab at Florida State (9/3).
- Sat out the 2017 due to NCAA transfer rules, redshirted, and made friends with Cleveland Browns wide receiver Odell Beckham, Jr. while working out with trainer Jamal Ligin in Los Angeles.

CAREER 100-YARD GAMES

NO.	YDS	YPC	TDS	OPP
12	102	8.5	1	at Toledo (11/16/16)*
4	107	26.8	1	vs. W&M (9/8/18)
5	154	30.8	1	at ODU (9/22/18)
12	131	10.9	1	vs. Notre Dame (10/6/18)

*at Ball State

CAREER STATS

YEAR	GP/GS	REC	YDS	YPC	LNG	TD
2016	11/7	51	505	9.9	28	4
2018	13/9	51	802	15.7	72	8
2019	5/3	10	237	23.7	72	5
TOTALS	29/19	112	1544	13.8	72	17

CAREER HIGHS

- Receptions** 12, 2x; last vs. Notre Dame, 10/6/18
- Receiving Yards** 154 vs. Old Dominion, 9/22/18
- Receiving TDs** 2, 2x; last vs. North Carolina, 10/19/19
- Long Reception** 72, 2x; last at. ODU, 9/22/18

11 TRÉ TURNER

- WR | 6-2 | 190 | So.
Greensboro, N.C. (Northwest Guilford)
- Made five receptions for a career-high 106 yards including a 55-yard touchdown, the longest of his career, vs. North Carolina (10/19).
- Did not play due to injury at Miami (10/5) and vs. Rhode Island (10/12).
- Caught four passes for 29 yards and a touchdown vs. Furman (9/14), also rushed five times for 68 yards and a touchdown.
- Had three catches for 60 yards including a 32-yard reception vs. Old Dominion (9/7).
- Caught a career-high five passes for 49 yards at Boston College (8/31).
- Finished third on the squad with 535 receiving yards and four TD catches in 2018.
- Led the Hokies with 99 receiving yards on three receptions to go along with 45-yard TD catch vs. Marshall (12/1/18).
- Racked up 112 yards of total offense (43 rushing, 69 receiving), caught a seven-yard TD and blocked a

- punt that was recovered for a TD vs. Virginia (11/23).
- Caught four passes for 80 yards and registered his first career rushing TD on a 20-yard run vs. Miami (11/17/18).
- Caught a 14-yard TD pass vs. Boston College (11/3/18).
- Had 62 receiving yards on two catches including a 46-yard TD grab, the first of his career, vs. Georgia Tech (10/25/18).
- Caught his first pass, a 26-yard reception, at Florida State (9/3/18).
- Missed the second half of his high school season due to a shoulder injury.
- Also played basketball at Northwest Guilford and was the 2016 HSXTRA Player of the Year.
- Brother, P.J. Hairston, played basketball at North Carolina and was a first-round draft pick of the Charlotte Hornets.

CAREER STATS

YEAR	GP/GS	REC	YDS	YPC	LNG	TD
2018	12/5	26	535	20.6	46	4
2019	5/5	17	244	14.4	55	2
TOTALS	17/10	43	779	18.1	55	6

CAREER HIGHS

- Receptions** 5, 2x; last vs. North Carolina, 10/19/19
- Receiving Yards** 106 vs. North Carolina, 10/19/19
- Receiving TDs** 1, 6x; last vs. North Carolina, 10/19/19
- Long Reception** 55 vs. North Carolina, 10/19/19

83 TAYVION ROBINSON

- WR | 5-10 | 186 | Fr.
Virginia Beach, Va. (Cox)
 - Leads the team in receptions (24) and receiving yards (267).
 - Made one catch for 22 yards vs. North Carolina (10/19).
 - Had four receptions for 48 yards vs. Rhode Island (10/12).
 - Made one catch for seven yards at Miami (10/5).
 - Had four catches for 25 yards vs. Duke (9/27).
 - Had four catches for 31 yards vs. Furman, also had a 21-yard rush (9/14).
 - Had a career-long 32-yard reception vs. Old Dominion. (9/7) and rushed for the first time in his career, finished the game with four catches for 62 yards
 - Played and started his first career game at Boston College (8/31), catching six passes for 72 yards and a touchdown.
 - A four-star recruit according to 247 Sports' composite ranking.
 - Earned first-team All-Tidewater accolades in both football and basketball as a junior.
 - Racked up 1,635 total yards as a junior with 21 touchdowns at quarterback, running back and wide receiver.
- CAREER STATS**
- | YEAR | GP/GS | REC | YDS | YPC | LNG | TD |
|------|-------|-----|-----|------|-----|----|
| 2019 | 6/4 | 24 | 267 | 11.1 | 32 | 1 |
- CAREER HIGHS**
- Receptions** 6 vs. Boston College, 8/31/19
 - Receiving Yards** 72 vs. Boston College, 8/31/19
 - Receiving TDs** 1 vs. Boston College, 8/31/19
 - Long Reception** 32 vs. Old Dominion, 9/7/19

8 PHIL PATTERSON

- WR | 6-2 | 195 | R-Jr.
Virginia Beach, Va. (Bayside)
- Caught one pass for nine yards vs. Duke (9/27).
- Caught three passes for 44 yards with a 13-yard touchdown vs. Old Dominion (9/7).
- Had three catches for 25 yards vs. Miami (11/17/18).
- Caught two passes for 28 yards and hauled in his first career touchdown at Duke (9/29/18).
- Caught seven passes for 59 yards against Oklahoma State in the Camping World Bowl (12/28/17).

CAREER STATS

YEAR	GP/GS	REC	YDS	YPC	LNG	TD
2017	5/0	9	88	9.8	22	0
2018	11/0	12	109	9.1	18	1
2019	5/0	6	72	12.0	20	1
TOTALS	21/0	27	269	10.0	22	2

CAREER HIGHS

- Receptions** 6 at Georgia Tech, 11/11/17
- Receiving Yards** 82 at Georgia Tech, 11/11/17
- Receiving TDs** 1, 2x; last vs. Old Dominion, 9/8/19
- Long Reception** 22 vs. Oklahoma State, 12/28/17

6 HEZEKIAH GRIMSLEY

- WR | 6-0 | 185 | Jr.
Williamsburg, Va. (Lafayette)
- Caught one pass for nine yards vs. Duke (9/27).
- Caught two passes for 45 yards with a nine-yard TD vs. Old Dominion (9/7).
- Had a career-long TD reception of 55 yards, totaled four catches for a career high 98 yards at Boston College (8/31).
- His 31 catches ranked third on the squad in 2018.
- Caught two passes for 64 yards with a 46-yard TD catch vs. Marshall (12/1/18).
- Returned vs. Virginia (11/23/18) and recovered a fumble by RB Steven Peoples in the end zone for a touchdown, the first of his career, that tied up the game in the fourth quarter.
- DNP vs. Miami (11/17/18) due to injury.
- Led the team with six receptions for 53 yards vs. Boston College (11/3/18).
- Tallied two catches for 40 yards at Duke (9/29/18).
- Caught three passes for 68 yards vs. William & Mary (9/8/18).
- Had 63 receiving yards on five catches vs. Oklahoma State (12/28/17).

CAREER STATS

YEAR	GP/GS	REC	YDS	YPC	LNG	TD
2017	12/1	12	139	11.6	26	0
2018	11/5	31	382	12.3	46	1
2019	7/0	7	152	21.7	55	2
TOTALS	30/6	50	673	13.5	55	3

CAREER HIGHS

- Receptions** 6 vs. Boston College, 11/3/18
- Receiving Yards** 98 vs. Boston College, 8/31/19
- Receiving TDs** 1, 3x; last vs. Old Dominion, 9/7/19
- Long Reception** 55 vs. Boston College, 8/31/19

80 KALEB SMITH

• WR | 6-2 | 207 | R-Fr.

Bumpass, Va. (Louisa County)

- Caught one pass for five yards vs. North Carolina (10/19).
- Made two receptions for 22 yards vs. Furman (9/14).
- Made his first career start vs. Old Dominion (9/7).
- Played in his first career game at Boston College (8/31), catching four passes for 62 yards and an 11-yard touchdown.
- Came to Tech as a walk-on, earned a scholarship during 2019 fall camp.
- Redshirted in 2018.
- Earned all-district honors twice and was an all-region selection as a defensive back in his high school career.
- Did not play his senior year due to an injury.
- Scored seven touchdowns and caught 22 passes for 208 yards to go along with 117 tackles, eight tackles for loss, and three interceptions as a junior.
- Mother, Kimberly, played basketball at Richmond and father, James, played football at Richmond.
- Father was drafted by the Houston Oilers.

CAREER STATS

YEAR	GP/GS	REC	YDS	YPC	LNG	TD
2019	6/5	9	121	13.4	25	1

CAREER HIGHS

Receptions	4 vs. Boston College, 8/31/19
Receiving Yards	62 vs. Boston College, 8/31/19
Receiving TDs	1 vs. Boston College, 8/31/19
Long Reception	25 vs. Boston College, 8/31/19

16 DARRYLE SIMMONS

• WR | 6-2 | 212 | r-Fr.

Philadelphia, Pa. (St. Joe's Prep)

- Made his first career reception vs. Rhode Island (10/12).
- Redshirted in 2018.
- Saw the field vs. William & Mary (9/8) and vs. Marshall (12/1).
- Earned All-Eastern Pennsylvania honors and helped lead St. Joseph's to the 6A state title in 2016.
- Participated in Nike's The Opening New York regional showcase in 2016.
- Major in property management.

CAREER STATS

YEAR	GP/GS	REC	YDS	YPC	LNG	TD
2018	2/0	0	0	0	0	0
2019	4/0	1	0	0	0	0
TOTALS	6/0	1	0	0	0	0

TIGHT ENDS

29 DALTON KEENE

• TE | 6-4 | 251 | Jr.

Littleton, Colo. (Chatfield)

- Made one catch for 18 yards vs. North Carolina (10/19). Also rushed seven times for 25 yards.
- Made five catches for 53 yards and a touchdown vs. Rhode Island (10/12).
- Caught a career-high three touchdowns at Miami (10/5) and tied a career high with five receptions.
- Had two receptions for 14 yards vs. Furman (9/14).
- 2018 All-ACC Honorable Mention

- Caught five passes for 20 yards vs. Marshall (12/1/18).
- Had a 45-yard catch on a third down that extended the Hokies' eventual game-tying scoring drive vs. Virginia (11/23/18).
- Registered three receptions for 33 yards and caught a 15-yard TD pass vs. Miami (11/17/18).
- Tied a career high with four catches at Pitt (11/10/18).
- Posted three receptions for 65 yards vs. Boston College (11/3/18).
- Had three catches and 27 receiving yards vs. Georgia Tech (10/25/18).
- Had a game-winning, one-yard touchdown grab at North Carolina (10/13/18).
- Led the team with a career high 82 receiving yards and caught a 67-yard TD pass at Duke (9/29/18).
- Father, Wesley, was a college roommate at Murray State with VT defensive line coach and Keene's co-primary recruiter, Charley Wiles.

CAREER STATS

YEAR	GP/GS	REC	YDS	YPC	LNG	TD
2017	13/12	10	167	16.7	40	0
2018	13/13	28	341	13.4	67	3
2019	7/7	16	171	10.7	26	4
TOTALS	33/32	54	679	12.6	67	7

CAREER HIGHS

Receptions	5, 2x; last at Miami, 10/5/19
Receiving Yards	82 at Duke, 9/29/18
Receiving TDs	3 at Miami, 10/5/19
Long Reception	67 at Duke, 9/29/18

82 JAMES MITCHELL

• TE | 6-3 | 252 | So.

Big Stone Gap, Va. (Union)

- Caught two passes for 23 yards vs. North Carolina (10/19).
- Made one reception for 27 yards vs. Rhode Island (10/12).
- Had a career-high three catches for 75 yards, including a career-long 67-yard catch at Miami (10/5). Also ran for a one-yard touchdown.
- Made two catches for 10 yards vs. Furman (9/14). Also ran for a three-yard touchdown.
- Had a 20-yard reception vs. Old Dominion (9/7).
- Made first career reception and TD reception at Boston College (8/31), finished with two catches for 22 yards and an 11-yard TD.
- Played in all 13 games in 2018, primarily on special teams.
- Started his first game at tight end vs. Marshall (12/1/18).
- 2017 VHSL 2A Offensive Player of the Year.
- Four-time all-state tight end and a USA Today All-Virginia First-Team selection.
- Two-time first-team all-conference pick as a basketball player.
- Mother, Marcia, played basketball at Brown.
- One of the program's three representatives on Virginia Tech's Student-Athlete Advisory Committee.

CAREER STATS

YEAR	GP/GS	REC	YDS	YPC	LNG	TD
2018	13/1	0	0	0.0	0	0
2019	7/5	11	177	16.1	67	1
TOTALS	20/6	11	177	16.1	67	1

CAREER HIGHS

Receptions	3 at Miami, 10/5/19
Receiving Yards	75 at Miami, 10/5/19
Receiving TDs	1 at Boston College, 8/31/19
Long Reception	67 at Miami, 10/5/19

86 NICK GALLO

• TE | 6-4 | 242 | Fr.

Richboro, Pa. (Council Rock South)

- Played in first career game at Boston College (8/31).
- A three-star recruit according to 247 Sports' composite ranking.
- Guided Council South Rock to a winning season and a first-round 6A playoff appearance.
- Younger brother of former Tech OL Eric Gallo (2014-17).
- Brother PJ played tight end at Maryland.

CAREER STATS

YEAR	GP/GS	REC	YDS	YPC	LNG	TD
2019	6/0	0	0	0.0	0	0

OFFENSIVE LINE

60 SILAS DZANSI

• OL | 6-5 | 321 | R-So.

Woodbridge, Va. (C.D. Hylton/Fork Union)

- Has started all six games at RT in 2019.
- Made his first career start at LT at ODU (9/22/18).
- Made first appearance of the 2018 season vs. William & Mary (9/8).
- Spent the 2016 season at Fork Union Military Academy playing for head coach John Shuman.

CAREER STATS

YEAR	GP/GS
2018	10/4
2019	7/7
TOTALS	17/11

75 ZACHARIAH HOYT

• OL | 6-5 | 305 | R-Jr.

Salem, Va. (Salem)

- Started in the season opener at Boston College (8/31) before suffering an injury in that contest.
- Started seven games at center in 2018.
- Started at left guard at Old Dominion (9/22/18).
- Made his first career start at Florida State (9/3/18).
- Saw playing time in three games in 2017.
- Played at East Carolina (9/16/17), vs. Old Dominion (9/23/17) and vs. North Carolina (10/21/17).
- Has owned two 1993 Subaru Imprezas.
- Majoring in accounting.

CAREER STATS

YEAR	GP/GS
2017	3/0
2018	12/9
2019	2/1
TOTALS	17/10

77 CHRISTIAN DARRISAW

• OL | 6-5 | 311 | So.
Upper Marlboro, Md. (Riverdale Baptist/Fork Union)

- Has started all seven games at LT in 2019.
- 247 Sports Freshman All-American**
- Pro Football Focus National Team of the Week - Week 13**
- ESPN Freshman Midseason All-American**
- Returned to start his third game at left tackle at Duke (9/29/18).
- DNP at Old Dominion (9/22/18) due to injury.
- Started in his first collegiate game at left tackle at Florida State (9/3/18).
- Played for head coach John Shuman in 2017 at Fork Union Military Academy.
- Senior season at Riverdale Baptist earned him a spot on Team Baltimore in the 2016 Maryland Crab Bowl All-Star Game.
- Born in Petersburg, Virginia.

CAREER STATS

YEAR	GP/GS
2018	12/12
2019	7/7
TOTALS	19/19

54 LECITUS SMITH

• OL | 6-3 | 316 | R-So.
Fitzgerald, Ga. (Fitzgerald)

- Started the first six games at LG in 2019.
- Started vs. Georgia Tech (10/25/18), vs. Boston College (11/3/18) and vs. Cincinnati (12/31/18).
- Registered his first career start at left guard at North Carolina (10/13/18).**
- Saw extended time at left guard vs. Notre Dame (10/6/18).
- Redshirted as a true freshman in 2017.
- Came to Blacksburg as a tight end.
- 2015 2A first-team all-state by the Atlanta Journal-Constitution.

CAREER STATS

YEAR	GP/GS
2018	11/4
2019	5/5
TOTALS	16/9

52 AUSTIN CANNON

• OL | 6-2 | 323 | R-Jr.
Mechanicsville, Va. (Atlee/Fork Union)

- Made his first career start vs. North Carolina (10/19).
- Played at Boston College (8/31) and at Miami (10/5).
- Came to Tech as a walk-on but earned in a scholarship during 2019 fall camp.
- Played in 12 games in 2018, primarily on special teams.
- Played in three games in 2017.
- Redshirted in 2016.
- Majoring in history.

CAREER STATS

YEAR	GP/GS
2017	3/0
2018	12/0
2019	7/1
TOTALS	22/1

95 LUKE TENUTA

• OL | 6-7 | 315 | R-Fr.
Crozet, Va. (Western Albemarle)

- Blocked a field goal in the fifth OT vs. UNC (10/19).
- Wears No. 95 as part of Tech's jumbo package and wears No. 69 in regular situations.
- Played in first career game at Boston College (8/31).
- Redshirted in 2018.
- 2017 VHSL Class 3A all-state pick.
- Racked up 52.5 tackles and 11 tackles for loss at defensive end.
- All-conference, all-district and all-region selection on the offensive line.
- Father, Jon Tenuta, played football at UVA and is currently coaching safeties at Cincinnati.**
- Father has also been a defensive coordinator at multiple programs including Kansas State, Ohio State, North Carolina, Georgia Tech, Notre Dame and Virginia.

CAREER STATS

YEAR	GP/GS
2019	7/0

61 BRYAN HUDSON

• OL | 6-4 | 315 | Fr.
Georgetown, Ky. (Western Albemarle)

- Made his first career start at center vs. Furman (9/14) and also started vs. Duke (9/27), Miami (10/5), Rhode Island (10/12) and North Carolina (10/19).
- Played in his first career game vs. Old Dominion (9/7).
- A four-star recruit according to 247 Sports' composite ranking.
- Anchored an offensive line that lead Scott County to back-to-back 11-win seasons
- Was a three-time shot put and a two-time discus state champion.

CAREER STATS

YEAR	GP/GS
2019	6/5

57 JOHN HARRIS

• OL | 6-3 | 303 | R-Fr.
Hoschton, Ga. (Mill Creek)

- Made his first career start vs. Old Dominion (9/7).
- Played at RG and C at Boston College (8/31).
- Redshirted in 2018.
- Saw the field against William & Mary (9/8/18) and Notre Dame (10/6/18).
- All-county, all-region and all-state performer for Mill Creek High School and head coach Shannon Jarvis as a senior.

CAREER STATS

YEAR	GP/GS
2018	2/0
2019	5/1
TOTALS	7/1

71 T.J. JACKSON

• OL | 6-6 | 359 | R-Jr.
Cumberland, Va. (Cumberland)

- Started in the season opener at Boston College (8/31).
- Saw action in 11 games in 2018, primarily on special teams.

- Played in two games in 2017.
- Redshirted in 2016.
- Is a talented musician who can play multiple instruments and was a member of the Virginia Tech Percussion music ensemble.**

CAREER STATS

YEAR	GP/GS
2017	2/0
2018	11/0
2019	5/1
TOTALS	18/1

74 DOUG NESTER

• OL | 6-6 | 315 | Fr.
Huntington, W.Va. (Spring Valley)

- Played and started his first career game vs. Old Dominion (9/7).
- Played for head coach Brad Dingess at Spring Valley High School in Huntington, W.Va.
- A four-star recruit according to 247 Sports' composite ranking.
- Three-time all-state selection
- Also played basketball and threw shot put and discus in track and field.

CAREER STATS

YEAR	GP/GS
2019	6/6

DEFENSIVE LINE

5 JARROD HEWITT

• DL | 6-1 | 288 | R-Jr.
Venice, Fla. (Venice)

- Had five tackles, a career-high 3.0 TFLs and a career-high 2.5 sacks vs. North Carolina (10/19).
- Credited with a quarterback hurry vs. Rhode Island (10/12).
- Made one tackle at Miami (10/5) wearing the Beamer Ball No. 25 jersey.
- Made two tackles vs. Duke (9/27).
- Made four tackles vs. Furman (9/14).
- Finished with a career-high five tackles, 1.0 TFL and a 0.5 sack for his first career sack vs. Old Dominion (9/7).
- Started and made one tackle at Boston College (8/31).
- Started seven games at DT in 2018.
- Returned vs. Miami (11/17/18) and had two tackles and 0.5 TFL.
- DNP vs. Boston College (11/4/18) and at Pitt (11/10/18) due to injury.
- Was a member of Venice High School's weightlifting team and qualified for the state tournament as a junior and senior.**

CAREER STATS

YEAR	GP/GS	UA	A	TTL	TFL-YDS	SCK-YDS	PD	QBH
2017	10/0	6	7	13	2.0-4	0.0-0	0	1
2018	11/10	8	7	13	0.5-2	0.0-0	0	1
2019	7/7	6	12	18	4.0-15	3.0-12	0	4
TOTALS	28/17	20	26	46	6.5-21	3.0-12	0	6

CAREER HIGHS

- Tackles** 5, 2x; last vs. North Carolina, 10/19/19
- Tackles for Loss** 3.0 vs. North Carolina, 10/19/19
- Sacks** 2.5 vs. North Carolina, 10/19/19

8 EMMANUEL BELMAR

• DL | 6-2 | 245 | R-Jr.

Suwanee, Ga. (Collins Hill)

•Tied his career-high with seven tackles and had 0.5 TFL vs. North Carolina (10/19).

•Made two tackles and had three quarterback hurries vs. Rhode Island (10/12).

•Had a sack at Miami (10/5).

•Made five tackles vs. Duke (9/27).

•Set career highs in tackles, 7, and sacks, 1.5, and tied his career high with 1.5 TFLs vs. Furman (9/14).

•Made a career-high 1.5 TFL and five tackles vs. Old Dominion (9/7).

•Racked up five tackles vs. Cincinnati (12/31/18).

•**Had three tackles, 0.5 TFL and recovered the game-sealing fumble in overtime vs. Virginia (11/23/18).**

•DNP at Pitt (11/10/18) due to injury.

•Racked up four tackles and one sack vs. Boston College (11/3/18).

•**Had three tackles, a sack and a forced fumble at North Carolina (10/13/18).**

•Posted three solo tackles at Duke (9/29/18).

•Tallied two tackles at Florida State (9/3/18).

CAREER STATS

YEAR	GP/GS	UA	A	TTL	TFL-YDS	SCK-YDS	PD	QBH
2017	10/1	2	2	4	1.0-1	0.0-0	0	2
2018	12/10	15	14	24	4.0-20	2.0-15	0	5
2019	7/7	11	16	27	4.5-19	3.0-16	0	8
TOTALS	29/18	28	32	60	9.5-40	5.0-31	0	15

CAREER HIGHS

Tackles 7, 2x; last vs. North Carolina, 10/19/19

Tackles For Loss 1.5, 2x; last vs. Furman, 9/14/19

Sacks 1.5 vs. Furman, 9/14/19

45 TYJUAN GARBUTT

• DL | 6-1 | 238 | R-So.

Fredericksburg, Va. (Riverbend)

•Made four tackles vs. North Carolina (10/19).

•Made four tackles vs. Rhode Island (10/12).

•Made one tackle at Miami (10/5).

•Returned from injury to start at left defensive end vs. Duke (9/27) and set a new career-high with seven tackles, and had 1.5 TFL.

•Started at DE at Boston College (8/31) but left the game due to a shoulder injury.

•Had six tackles vs. Cincinnati (12/31/18).

•Racked up four tackles and a fumble recovery vs. Marshall (12/1/18).

•Tallied four tackles and 1.0 TFL vs. Miami (11/17/18).

•**Had 3.0 TFL in his first career start at Pitt (11/10/18).**

•Posted two tackles and 0.5 TFL vs. Notre Dame (10/6/18).

•Had two tackles and 1.0 TFL at Duke (9/29/18).

•**Registered his first career sack and racked up three tackles at Florida State (9/3/18).**

•Redshirted in 2017.

•Consensus four-star recruit as rated by ESPN, Scout and 247Sports.

CAREER STATS

YEAR	GP/GS	UA	A	TTL	TFL-YDS	SCK-YDS	PD	QBH
2018	13/5	18	13	31	6.5-29	1.0-8	0	2
2019	5/5	9	7	16	1.5-2	0-0	0	3
TOTALS	18/10	27	20	47	8.0-31	1.0-8	0	5

CAREER HIGHS

Tackles 7 vs. Duke, 9/28/19

Sacks 1.0 at Florida State, 9/3/18

Tackles for Loss 3.0 at Pittsburgh, 11/10/18

90 JAEVON BECTON

• DL | 6-4 | 255 | R-Fr.

Virginia Beach, Va. (Ocean Lakes)

•Made his first career start vs. Old Dominion (9/7).

•Played in first career game and made three tackles at Boston College (8/31).

•Redshirted in 2018.

•Earned first-team all-state and first-team All-USA accolades following his play in 2017.

CAREER STATS

YEAR	GP/GS	UA	A	TTL	TFL-YDS	SCK-YDS	PD	QBH
2019	6/1	2	3	5	0.0-0	0.0-0	0	1

CAREER HIGHS

Tackles 3 vs. Boston College, 8/31/19

36 DASHAWN CRAWFORD

• DL | 6-0 | 290 | Jr.

Bay Springs, Miss. (Bay Springs/Jones County JC)

•Did not play due to injury vs. Rhode Island (10/12) and North Carolina (10/19).

•Made one tackle at Miami (10/5).

•Set a new career high in tackles with five vs. Duke (9/27).

•Had his first career sack, three tackles and tied his career high with 1.0 TFL vs. Furman (9/14).

•Started first career game vs. Boston College, made three tackles, including one tackle for a loss (8/31).

•Had 38 tackles, 15 TFL and 2.5 sacks at Jones County in 2018.

•Racked up 243 total tackles and 16 sacks in high school.

•Was a second-team all-state selection in 2015 and 2016.

•2A Defensive Player of the Year as a senior.

CAREER STATS

YEAR	GP/GS	UA	A	TTL	TFL-YDS	SCK-YDS	PD	QBH
2019	5/5	5	7	12	2.0-7	1.0-6	0	1

CAREER HIGHS

Tackles 5 vs. Duke, 9/28/19

Tackles for Loss 1.0, 2x; last vs. Furman, 9/14/19

Sacks 1.0 vs. Furman, 9/14/19

96 NORELL POLLARD

• DL | 6-0 | 265 | Fr.

Apopka, Fla. (Wekiva)

•Had career-highs in tackles (5), TFLs (2.0) and sacks (2.0) vs. North Carolina (10/19).

•Made his first career start vs. Rhode Island (10/12) and had one tackle and one quarterback hurry.

•Had his first career sack and two tackles at Miami (10/5).

•Made one tackle vs. Duke (9/27).

•Made three tackles vs. Old Dominion (9/7).

•Made four tackles in first career game at Boston College (8/31).

•A three-star recruit according to 247 Sports' composite ranking.

•Registered 13.0 sacks as a junior.

•2017 third-team all-state selection by Florida HS Football.

CAREER STATS

YEAR	GP/GS	UA	A	TTL	TFL-YDS	SCK-YDS	PD	QBH
2019	7/2	6	10	16	3.0-18	3.0-18	0	2

CAREER HIGHS

Tackles 5 vs. North Carolina, 10/19/19

Tackles For Loss 2.0 vs. North Carolina, 10/19/19

Sacks 2.0 vs. North Carolina, 10/19/19

93 MARIO KENDRICKS

• DL | 6-0 | 293 | Fr.

Kissimmee, Fla. (Osceola)

•Credited with a quarterback hurry vs. North Carolina (10/19).

•Had a 0.5 sack for a loss of five yards vs. Rhode Island (10/12).

•Had a sack at Miami (10/5).

•Had a TFL for eight yards vs. Furman (9/14).

•Recorded a 0.5 sack, first of his career, 0.5 TFL and made two tackles vs. Old Dominion (9/7).

•Made two tackles including one for loss in first career game at Boston College (8/31).

•A three-star recruit according to 247 Sports' composite ranking.

•Had 16.0 sacks, an interception and averaged three tackles per game as a junior.

•Enjoys fishing in his spare time.

CAREER STATS

YEAR	GP/GS	UA	A	TTL	TFL-YDS	SCK-YDS	PD	QBH
2019	6/0	5	2	7	4.0-21	2.0-10	0	1

CAREER HIGHS

Tackles 2, 2x; last vs. Old Dominion, 9/7/19

Tackles for Loss 1.0, 3x; last at Miami, 10/5/19

Sacks 1.0 at Miami, 10/5/19

91 JOSH FUGA

• DL | 6-2 | 308 | Fr.

Woodbridge, Va. (Freedom)

•A three-star recruit according to 247 Sports' composite ranking.

•Named first-team offensive and defensive lineman and the Defensive Player of the Year by InsideNOVA.

•Named Defensive Player of the Year and all-region by UltimateRecruit.com.

CAREER STATS

YEAR	GP/GS	UA	A	TTL	TFL-YDS	SCK-YDS	PD	QBH
2019	0/0	0	0	0	0-0	0-0	0	0

46 ELI ADAMS

• DL | 5-11 | 240 | R-Fr.

Rock Hill, S.C. (South Pointe)

- Made one tackle vs. North Carolina (10/19).
- Made two tackles vs. Rhode Island (10/12).
- Had one tackle at Miami (10/5).
- Had 0.5 TFL for one yard vs. Duke (9/27).
- Made his first career start and made a career-high seven tackles vs. Furman (9/14).
- Recorded his first career TFL and made a tackle vs. Old Dominion (9/7).
- Made first two career tackles at Boston College (8/31).
- Redshirted in 2018.
- Played in three games against Boston College (11/3/18), Virginia (11/23/18) and Marshall (12/1/18).
- **Father's cousin, Jeff Burris, was an All-American safety at Notre Dame, a first-round NFL Draft pick of the Buffalo Bills who played 10 seasons in the NFL.**

CAREER STATS

YEAR	GP/GS	UA	A	TTL	TFL-YDS	SCK-YDS	PD	QBH
2018	3/0	0	0	0	0-0	0-0	0	0
2019	7/2	4	11	15	1.5-3	0.0-0	0	2
TOTALS	10/2	4	11	15	1.5-3	0.0-0	0	2

CAREER HIGHS

Tackles 7 vs. Furman, 9/14/19
Tackles for Loss 1.0 vs. Old Dominion, 9/7/19

41 JAYLEN GRIFFIN

• DL | 6-1 | 260 | R-So.

Rome, Ga. (Rome)

- Had three tackles, 1.5 sacks and recovered a fumble at Miami (10/5).
- Made three tackles and 0.5 TFL vs. Duke (9/28).
- Made one tackle vs. Furman (9/14).
- Set career-highs in tackles (four), TFLs (1.0) and sacks (1.0) vs. Old Dominion (9/7).
- Made two tackles at Boston College (8/31).
- Played in eight games in 2018.
- Registered a tackle vs. William & Mary (9/8/18).
- Redshirted in 2017.
- First-team 5A All-State by the Georgia Sportswriters.
- Honorable Mention 5A All-State by the Atlanta Journal-Constitution.

CAREER STATS

YEAR	GP/GS	UA	A	TTL	TFL-YDS	SCK-YDS	PD	QBH
2018	8/0	0	1	1	0.0-0	0.0-0	0	0
2019	7/0	6	7	13	3.0-15	2.5-15	0	1
TOTALS	15/0	6	8	14	3.0-15	2.5-15	0	1

CAREER HIGHS

Tackles 4 vs. Old Dominion, 9/7/19
Tackles for Loss 1.5 at Miami, 10/5/19
Sacks 1.5 at Miami, 10/5/19

LINEBACKERS

23 RAYSHARD ASBHY

• LB | 5-10 | 237 | Jr.

Chesterfield, Va. (L.C. Bird)

- Led the team with a career-high 18 tackles vs. North Carolina (10/19). Also 2.0 TFLs and a 0.5 sack.
- Leads Tech with 71 tackles to rank tied for second in the ACC. His 10.0 TFL are tied for the fifth-most in the conference.

- Led the team with eight tackles vs. Rhode Island (10/12).
- Had 11 tackles, 2.0 TFLs and one sack at Miami (10/5).
- Made eight tackles and 1.5 TFL vs. Duke (9/27).
- Made four tackles, had a TFL and a 0.5 sack vs. Furman (9/14).
- Made a team-high 10 tackles vs. Old Dominion (9/7).
- Led Tech with 13 tackles, 3.5 TFL and 1.0 sack at Boston College (8/31).
- 2018 All-ACC Honorable Mention
- Led the team and tied for third in the ACC with 105 total tackles in 2018.
- Tied for second on the squad with 9.5 TFL.
- Was the Hokies' top tackler in six games.
- Led Tech with 15 tackles and had 1.0 TFL and a forced fumble vs. Marshall (12/1/18).
- Had eight tackles and recovered a fumble vs. Virginia (11/23/18).
- Posted 14 tackles and 1.0 TFL vs. Miami (11/17/18).
- Racked up 11 tackles and had his first career sack vs. Georgia Tech (10/25/18).
- Had 11 tackles to lead the team including 1.0 TFL at North Carolina (10/13/18).
- Registered 2.0 TFL for the second time this season vs. Notre Dame (10/6/18).
- Racked up a career-high 15 tackles and had a PBU at Duke (9/29/18).
- Posted nine tackles, a PBU and 1.0 TFL at Old Dominion (9/22/18).
- ACC Linebacker of the Week (9/4/18).
- Posted seven tackles, 2.0 TFL and forced a fumble in his first career start at Florida State (9/3/18).

CAREER STATS

YEAR	GP/GS	UA	A	TTL	TFL-YDS	SCK-YDS	INT	BU	PD
2017	13/0	0	0	0	0.0-0	0.0-0	0	0	0
2018	12/11	57	48	105	9.5-35	1.0-5	0	2	2
2019	7/7	32	39	71	10.0-33	3.0-21	0	1	1
TOTALS	32/18	89	87	176	19.5-68	4.0-26	0	3	3

CAREER HIGHS

Tackles 18 vs. North Carolina, 10/19/19
Tackles for Loss 3.5 vs. Boston College, 8/31/19
Sacks 1.0, 3x; last at Miami, 10/5/19

4 DAX HOLLIFIELD

• LB | 6-1 | 232 | So.

Shelby, N.C. (Shelby)

- Made six tackles vs. North Carolina (10/19).
- Had five tackles vs. Rhode Island (10/12).
- Made one tackle at Miami (10/5).
- Made four tackles vs. Duke (9/27).
- Made a team-high 10 tackles and forced a fumble vs. Furman (9/14).
- Made eight tackles vs. Old Dominion (9/7).
- Made four tackles at Boston College (8/31).
- Had three tackles and forced a fumble vs. Cincinnati (12/31/18).
- Posted nine tackles vs. Marshall (12/1/18).
- Had six tackles, 1.0 TFL, a pass breakup and a fumble recovery vs. Virginia (11/23/18).
- Racked up six tackles, 1.0 sack and 3.0 TFL vs. Miami (11/17/18).
- Recorded his first career sack at Pitt (11/10/18).
- Started in place of an injured LB Dylan Rivers and posted had 10 tackles vs. Boston College (11/3/18).
- Posted six tackles vs. Georgia Tech (10/25/18).
- Racked up seven tackles and 1.0 TFL at North Carolina (10/13/18).

•Pro Football Focus ACC Team of the Week (10/18/18)

- Tallied two tackles and 0.5 TFL at Duke (9/29/18).
- Had five tackles and 1.5 TFL vs. William & Mary (9/8/18).
- Turned in 150 tackles, 32 tackles for loss, eight sacks, two forced fumbles and one fumble recovery as a senior.
- 2018 U.S. Army All-American.
- 2017 MaxPreps.com All-American.
- Four-time NC Preps All-State selection and the Charlotte Observer's All-Region Defensive Player of the Year.
- Is an avid welder.

CAREER STATS

YEAR	GP/GS	UA	A	TTL	TFL-YDS	SCK-YDS	INT	BU	PD
2018	13/6	27	35	62	8.0-35	2.0-15	0	1	1
2019	7/7	8	30	38	0.0-0	0.0-0	0	0	0
TOTALS	20/13	35	65	100	8.0-35	2.0-15	0	1	1

CAREER HIGHS

Tackles 10, 2x; last vs. Furman, 9/14/19
Tackles for Loss 3.0 vs. Miami, 11/17/18
Sacks 1.0, 2x; last vs. Miami, 11/17/18

44 DYLAN RIVERS

• LB | 6-1 | 237 | Jr.

Sherando, Va. (Sherando)

- Made one tackle at Miami (10/5).
- Wore Frank Beamer's No. 25 jersey for the first time in his career vs. Furman (9/14).
- Made one tackle vs. Old Dominion (9/7).
- Had two tackles and registered his first career interception vs. Cincinnati (12/31/18).
- DNP vs. Boston College (11/3/18) and at Pitt (11/10/18) due to injury.
- Posted a sack and three tackles at North Carolina (10/13/18).
- Had two QB hurries, seven tackles and 0.5 TFL at Duke (9/29/18).
- Led the team with nine tackles and had a half sack at Old Dominion (9/22/18).
- Racked up seven tackles in his first career start at Florida State (9/3/18).
- Appeared in seven games on special teams in 2017.
- Recorded two tackles against Oklahoma State in the Camping World Bowl (12/28/17).
- A consensus four-star recruit as rated by ESPN, Scout and 247Sports.
- No. 1 linebacker in Virginia by Scout, the No. 7 player in the state by 247Sports and the No. 14 player in the state by ESPN.

CAREER STATS

YEAR	GP/GS	UA	A	TTL	TFL-YDS	SCK-YDS	INT	BU	PD
2017	7/0	2	1	3	0.0-0	0.0-0	0	0	0
2018	10/7	17	18	35	2.0-8	1.5-8	1	1	2
2019	7/0	1	1	2	0-0	0-0	0	0	0
TOTALS	24/7	20	20	40	2.0-8	1.5-8	1	1	2

CAREER HIGHS

Tackles 9 at Old Dominion, 9/22/18
Tackles for Loss 1.0 at North Carolina, 10/13/18
Sacks 1.0 at North Carolina, 10/13/18

34 ALAN TISDALE

• LB | 6-3 | 220 | R-Fr.

Greensboro, N.C. (Page)

- Made one tackle vs. North Carolina (10/19).
- Had his first career sack, a career-high 2.0 TFLs and four tackles vs. Rhode Island (10/12).
- Had a career-high nine tackles at Miami (10/5).
- Had seven tackles and had his first career TFL vs. Duke (9/27).
- Made one tackle vs. Old Dominion (9/7).
- Made five tackles in first career game at Boston College (8/31).
- Redshirted in 2018.
- Accumulated 112 tackles, 17.5 tackles for loss, three sacks and two interceptions as a senior at Page.
- Three-time all-state, all-area and all-conference selection.

CAREER STATS

YEAR	GP/GS	UA	A	TTL	TFL-YDS	SCK-YDS	INT	BU	PD
2019	7/0	10	17	27	3.0-11	1.0-9	0	2	2

CAREER HIGHS

Tackles 9 at Miami, 10/5/19
Tackles for Loss 2.0 vs. Rhode Island, 10/12/19
Sacks 1.0 vs. Rhode Island, 10/12/19

15 KESHON ARTIS

• LB | 6-0 | 235 | So.

Chesapeake, Va.. (Oscar Smith)

- Made one tackle vs. Duke (9/27).
- Made one tackle at Boston College (8/31).
- Played in 11 games in 2018.
- Had a key role on special teams.
- Recorded a tackle vs. Marshall (12/1/18).
- Was a two-time first team all-state linebacker and the 2016 6A South Region Player of the Year.
- Family cousin, **Kenny Easley, was a five-time Pro Bowl selection with the Seattle Seahawks and was voted into the Pro Football Hall of Fame in 2017.**
- Majoring in business information technology.

CAREER STATS

YEAR	GP/GS	UA	A	TTL	TFL-YDS	SCK-YDS	INT	BU	PD
2019	4/0	2	0	2	0-0	0-0	0	0	0

CAREER HIGHS

Tackles 1, 2x; last vs. Duke, 9/28/19

38 AMARÉ BARNO

• LB | 6-6 | 235 | Jr.

Blythewood, S.C. (Westwood/Butler CC)

- Played for head coach Tim Schaffner at Butler Community College in El Dorado, Kan.
- Tallied 66 tackles, 14 TFL and 4.5 sacks in 2018 at Butler.
- Tallied 91 total tackles (52 solo), 5.5 sacks, two INTs and three forced fumbles in his career.
- Tech's tallest player on the defensive side of the ball.

CAREER STATS

YEAR	GP/GS	UA	A	TTL	TFL-YDS	SCK-YDS	INT	BU	PD
2019	0/0	0	0	0	0-0	0-0	0	0	0

DEFENSIVE BACKS

1 REGGIE FLOYD

• DB | 6-0 | 222 | Sr.

Manassas, Va. (Stonewall Jackson)

- Made two tackles and broke up a pass vs. North Carolina (10/19).
- Made five tackles vs. Rhode Island (10/12). Was ejected for targeting in the second half.
- Had four tackles and a career-high four pass breakups at Miami (10/5).
- Had eight tackles and 0.5 TFL vs. Duke (9/27).
- Made five tackles and had 0.5 TFL vs. Furman (9/14).
- Made four tackles vs. Old Dominion (9/7).
- Made nine tackles and broke up a pass at Boston College (8/31).
- Ranked second on the squad with 88 total tackles and tied for second with 9.5 TFL in 2018.
- Led the Hokies with eight tackles vs. Cincinnati (12/31/18).
- Had six tackles and 0.5 TFL vs. Virginia (11/23/18).
- Finished second on the team with 11 tackles vs. Miami (11/17/18).
- Posted a team-high six tackles and 1.5 TFL at Pitt (11/10/18).
- Had six tackles and 0.5 TFL vs. Boston College (11/3/18).
- Ranked second on the team with nine tackles at North Carolina (10/13/18).
- Racked up seven tackles and picked off his second pass of the season vs. Notre Dame (10/6/18).
- ACC Defensive Back of the Week (10/1/18).**
- Had eight tackles, 2.5 TFL, an interception and a PBU at Duke (9/29/18).
- Tallied seven tackles and 2.0 TFL vs. William & Mary (9/8/18).**
- Led the Hokies with nine tackles to go along with 2.0 TFL at Florida State (9/3/18).**

CAREER STATS

YEAR	GP/GS	UA	A	TTL	TFL-YDS	SCK-YDS	INT	BU	PD
2016	12/0	0	1	1	0.5-7	0.5-7	0	0	0
2017	13/12	44	28	72	3.0-9	0.0-0	3	1	4
2018	13/13	56	32	80	9.5-17	0.0-0	2	1	3
2019	7/6	20	17	37	1.0-1	0.0-0	0	5	5
TOTALS	45/31	120	78	198	14.0-34	0.5-7	5	7	12

CAREER HIGHS

Tackles 11 vs. Miami, 11/17/18
Tackles for Loss 2.5 at Duke, 9/29/18
Sacks 0.5 vs. East Carolina, 9/24/16
Interceptions 1, 5x; last vs. Notre Dame, 10/6/18
Pass Breakups 3 at Miami, 10/5/19

17 DIVINE DEABLO

• DB | 6-3 | 223 | R-Jr.

Winston-Salem, N.C. (Mount Tabor)

- Made eight tackles and had 1.5 TFLs vs. North Carolina (10/19).
- Had two tackles vs. Rhode Island (10/12).
- Made five tackles, broke up a pass and forced a fumble at Miami (10/5).
- Made seven tackles vs. Duke (9/27).
- Made eight tackles wearing the Beamer No. 25 jersey vs. Old Dominion (9/7).
- Made 10 tackles and 0.5 TFL at Boston College (8/31).
- Posted four tackles and 1.0 TFL wearing the Beamer No. 25 jersey at Pitt (11/10/18).
- Registered a career-high 14 tackles, 1.0 TFL, one

pass breakup and a fumble recovery vs. Boston College (11/3/18).

- Racked up eight tackles and 0.5 TFL vs. Georgia Tech (10/25/18).
- DNP vs. Notre Dame (10/6/18) due to injury.
- DNP at Old Dominion (9/22/18) due to injury.
- Had four tackles and 2.0 TFL at Florida State (9/3/18).
- Played in four games at safety in 2017.
- Suffered an injury vs. Old Dominion (9/23/17) and received a medical hardship waiver.
- Played in all 14 games as a true freshman, making four tackles and forcing a fumble on special teams while working at wide receiver.
- Named after his great-grandfather, an American Indian.
- First name was intended to "even out" his last name, pronounced like the Spanish word for devil.

CAREER STATS

YEAR	GP/GS	UA	A	TTL	TFL-YDS	SCK-YDS	INT	BU	PD
2016	14/0	2	2	4	0.0-0	0.0-0	0	0	0
2017	4/0	6	2	8	1.5-6	0.5-5	1	3	4
2018	11/11	35	20	55	4.5-21	0.0-0	0	2	2
2019	7/7	21	22	43	3.0-6	0.0-0	0	1	1
TOTALS	36/18	64	46	110	9.0-33	0.5-5	1	6	7

CAREER HIGHS

Tackles 14 vs. Boston College, 11/3/18
Tackles for Loss 2.0 at Florida State, 9/3/18
Sacks 0.5 at East Carolina, 9/16/17
Interceptions 1, vs. Old Dominion, 9/23/17
Pass Breakups 2 at East Carolina, 9/16/17

26 JOVONN QUILLEN

• DB | 6-0 | 188 | Sr.

Hampton, Va. (Hampton)

- Had five tackles vs. Rhode Island (10/12).
- Made one tackle at Miami (10/5).
- Made one tackle vs. Duke (9/27).
- Made two tackles vs. Furman (9/14).
- Had six tackles vs. Cincinnati (12/31/18).
- Tallied three tackles and a PBU vs. Marshall (12/1/18).
- Had two tackles, a PBU and recovered a blocked punt for a TD, the first of his career, vs. Virginia (11/23/18).**
- Had a career-high eight tackles, 0.5 TFL and a pass breakup vs. Boston College (11/3/18).
- Recovered a fumble in the fourth quarter that set up the game-winning TD drive at North Carolina (10/13/18). Also made a TD-saving tackle after an 80-yard catch earlier in the drive.
- Had six tackles and his first career sack vs. Notre Dame (10/6/18).
- Wore the No. 25 for the second time in his career at Old Dominion (9/22/18).
- Partially blocked a punt wearing Frank Beamer's No. 25 at Virginia (11/24/17).
- Made three tackles on special teams and blocked a punt vs. Pitt (11/18/17).

CAREER STATS

YEAR	GP/GS	UA	A	TTL	TFL-YDS	SCK-YDS	INT	BU	PD
2016	11/0	1	2	3	0.0-0	0.0-0	0	0	0
2017	11/0	3	2	5	0.0-0	0.0-0	0	1	1
2018	12/1	24	15	42	1.5-4	1.0-3	0	4	4
2019	5/1	5	5	10	0-0	0.0-0	0	0	0
TOTALS	40/3	36	24	60	1.5-4	1.0-3	0	5	5

CAREER HIGHS

Tackles 8 vs. Boston College, 11/3/18
Pass Breakups 1, 5x; last vs. Marshall, 12/1/18

3 CALEB FARLEY

• DB | 6-2 | 207 | R-So.
Hickory, N.C. (Maiden)

- Is tied with teammate CB Jermaine Waller and Clemson's Tanner Muse for the ACC lead with three INTs.
- Leads the ACC with 13 passes defended.
- Broke up a career-high four passes vs. North Carolina (10/19).
- Made two tackles and broke up a pass vs. Rhode Island (10/12).
- Tied his career-high with two interceptions at Miami (10/5).
- Leads the ACC with eight passes defended.
- Had an interception, one pass breakup and three tackles vs. Furman (9/14).
- Made three tackles vs. Old Dominion (9/7).
- Made four tackles and broke up two passes at Boston College (8/31).
- Named an honorable mention pick for the Mayo Clinic Comeback Player of the Year Award.
- Tallied three tackles and two PBUs vs. Virginia (11/23/18).
- Had four tackles at Pitt (11/10/18).
- Racked up four tackles and two PBUs vs. Boston College (11/4/18).
- Had three tackles, a pass breakup and a 32-yard kick off return at North Carolina (10/13/18).
- ACC Defensive Back of the Week (9/4/18)
- Had a sack and two interceptions in his first collegiate game at Florida State (9/3/18).
- Redshirted in 2017 after suffering a knee injury during fall camp.
- Second team all-state quarterback behind teammate Hendon Hooker.
- His 58 total touchdowns in a single season ranks third in North Carolina history.
- Was a 100-meter state champion in North Carolina.

CAREER STATS

YEAR	GP/GS	UA	A	TTL	TFL-YDS	SCK-YDS	INT	BU	PD
2018	13/12	29	7	36	1.0-2	1.0-2	2	7	9
2019	7/7	9	5	14	0.0-0	0.0-0	3	10	13
TOTALS	20/19	38	12	50	1.0-2	1.0-2	5	17	22

CAREER HIGHS

Tackles	4, 5x; last vs. Boston College, 8/31/19
Tackles for Loss	1.0 at Florida State, 9/3/18
Sacks	1.0 at Florida State, 9/3/18
Interceptions	2, 2x; last at Miami, 10/5/19
Pass Breakups	4 vs. North Carolina, 10/19/19

18 TYREE RODGERS

• DB | 6-1 | 180 | R-Jr.
Camden, N.J. (Camden Catholic)

- Wore Frank Beamer's No. 25 and made one tackle at Boston College (8/31).
- Had 1.0 TFL vs. Marshall (12/1/18).
- Had three solo tackles at Pitt (11/10/18).
- Posted three tackles and forced a fumble in the fourth quarter at the goal line that set up the game-winning TD drive at North Carolina (10/13/18).
- Had a career-high six tackles in his first career start vs. Notre Dame (10/6/18).
- Played in seven games as a redshirt freshman, primarily on special teams.

CAREER STATS

YEAR	GP/GS	UA	A	TTL	TFL-YDS	SCK-YDS	INT	BU	PD
2017	7/7	0	0	0	0.0-0	0.0-0	0	0	0
2018	12/3	11	7	18	1.0-3	0.0-0	0	0	0
2019	7/0	1	0	1	0-0	0.0-0	0	0	0
TOTALS	26/3	12	7	19	1.0-3	0.0-0	0	0	0

CAREER HIGHS

Tackles	6 vs. Notre Dame, 10/6/18
Tackles for loss	1.0 vs. Marshall, 12/1/18

7 DEVON HUNTER

• DB | 6-0 | 227 | R-So.
Chesapeake, Va. (Indian River)

- Made his first start of 2019 at Rover vs. North Carolina (10/19), making a career-best eight tackles.
- Made one tackle vs. Duke (9/27).
- Made one tackle vs. Furman (9/14).
- Played in four games before redshirting in 2018.
- Made one stop in the season-opener at Florida State (9/3/18).
- Started and recorded five tackles and a sack at Old Dominion (9/22/18).
- Played in 10 games in 2017.
- A five-star recruit as rated by Scout and a four-star by ESPN and 247Sports.
- Rated as the No. 1 safety in the state by Scout and the No. 3 player in the state by ESPN and 247Sports.
- Selected to play in the U.S. Army All-American Bowl.

CAREER STATS

YEAR	GP/GS	UA	A	TTL	TFL-YDS	SCK-YDS	INT	BU	PD
2017	10/0	0	1	1	0.0-0	0.0-0	0	0	0
2018	4/1	4	4	8	1.0-1	1.0-1	0	0	0
2019	7/1	5	5	10	0-0	0.0-0	0	0	0
TOTALS	21/2	9	10	19	1.0-1	1.0-1	0	0	0

CAREER HIGHS

Tackles	8 vs. North Carolina, 10/19/19
Tackles for Loss	1.0 at Old Dominion, 9/22/18
Sacks	1.0 at Old Dominion, 9/22/18

22 CHAMARRI CONNER

• DB | 6-0 | 211 | So.
Jacksonville, Fla. (Trinity Christian Academy)

- Leads Tech with 4.0 sacks.
- Made nine tackles and broke up a pass vs. North Carolina (10/19).
- Had three tackles, a sack (-14 yards) and broke up two passes vs. Rhode Island (10/12).
- Made five tackles, broke up a career-high three passes and forced a fumble at Miami (10/5).
- Made five tackles and broke up a pass vs. Duke (9/27).
- Made a career-high eight tackles and had a sack vs. Furman (9/14).
- Recorded his first career sack, first two career TFLs and made four tackles vs. Old Dominion (9/7).
- Made five tackles in first career start at Boston College (8/31).
- Had four tackles vs. Marshall (12/1/18).
- Wore Frank Beamer's No. 25 at North Carolina (10/13/18).
- Racked up five tackles - including three solo stops - vs. William & Mary (9/8/18).
- Led Trinity Christian Academy to a 9-4 record as at the 5A level as a senior, following four-straight 3A titles.
- A ballhawk safety who tallied 107 tackles, including 58 solo stops, 1.5 sacks, one forced fumble and one fumble recovery.

CAREER STATS

YEAR	GP/GS	UA	A	TTL	TFL-YDS	SCK-YDS	INT	BU	PD
2018	13/0	8	5	13	0.0-0	0.0-0	0	0	0
2019	7/7	26	13	39	5.0-42	4.0-38	0	7	7
TOTALS	20/7	34	18	52	5.0-42	4.0-38	0	7	7

CAREER HIGHS

Tackles	8 vs. Furman, 9/14/19
Tackles for Loss	2.0 vs. Old Dominion, 9/7/19
Sacks	1.0, 4x; last vs. Rhode Island, 10/12/19
Breakups	3 at Miami, 10/5/19

9 KHALIL LADLER

• DB | 5-11 | 190 | R-Jr.
Stone Mountain, Ga. (IMG Academy)

- Made two tackles and broke up a pass vs. North Carolina (10/19).
- Made one tackle vs. Duke (9/27).
- Made one tackle vs. Furman (9/14).
- Had a pass breakup, five tackles and forced two fumbles vs. Cincinnati (12/31/18).
- Had a career-high 12 tackles vs. Georgia Tech (10/25/18).
- Had eight tackles and a fumble recovery at North Carolina (10/13/18).
- Led the team with nine tackles and had his first career sack vs. Notre Dame (10/6/18).
- Had six tackles and a pass breakup at Duke (9/29/18).
- Registered four tackles and 1.5 TFL vs. William & Mary (9/8/18).
- Had two tackles, 1.0 TFL, a fumble recovery and a pass breakup at Florida State (9/3/18).

CAREER STATS

YEAR	GP/GS	UA	A	TTL	TFL-YDS	SCK-YDS	INT	BU	PD
2017	13/2	4	8	12	2.0-2	0.0-0	0	1	1
2018	13/11	40	26	66	4.5-16	1.0-8	0	3	3
2019	7/0	1	6	7	0.0-0	0.0-0	0	1	1
TOTALS	33/13	45	40	85	6.5-18	1.0-8	0	5	5

CAREER HIGHS

Tackles	12 vs. Georgia Tech, 10/25/18
Tackles for Loss	1.5, 2x; last vs. William & Mary, 9/8/18
Pass Breakups	1, 4x; last vs. North Carolina, 10/19/19

28 JERMAINE WALLER

• DB | 6-1 | 180 | So.
Washington, D.C. (Avalon School)

- Is tied with teammate CB Caleb Farley and Tanner Muse of Clemson for the ACC lead with three INTs.
- Made two tackles and broke up a pass vs. North Carolina (10/19).
- Had a career-high three pass breakups and made two tackles vs. Rhode Island (10/12).
- Had five tackles, 0.5 sack and a career-high two interceptions at Miami (10/5).
- Made four tackles and 1.0 TFL for three yards vs. Duke (9/27).
- Started and made two tackles vs. Furman (9/14).
- Made his first career start and had a career-high seven tackles and his first career sack vs. Old Dominion (9/7).
- Had first career interception and a career-high six tackles at Boston College (8/31).
- Posted a pass breakup vs. Marshall (12/1/18).
- Forced a fumble at Pitt (11/10/18).
- Had two tackles at Old Dominion (9/22).
- Registered his first career tackle at Florida State

(9/3).

- Threw for more than 2,600 yards and 24 touchdowns as a quarterback before at Archbishop Carroll.
- Tallied six interceptions as a junior and was on The Washington Post's All-Met preseason watch list in 2017.

CAREER STATS

YEAR	GP/GS	UA	A	TTL	TFL-YDS	SCK-YDS	INT	BU	PD
2018	12/0	7	0	7	0.0-0	0.0-0	0	1	1
2019	7/6	21	7	28	2.5-18	1.5-15	3	4	7
TOTALS	19/6	28	7	35	2.5-18	1.5-15	3	5	8

CAREER HIGHS

Tackles	7 vs. Old Dominion, 9/7/19
Tackles for Loss	1.0, 2x; last vs. Duke, 9/28/19
Sacks	1.0 vs. Old Dominion, 9/7/19
Pass Breakups	3 vs. Rhode Island, 10/12/19
Interceptions	2 at Miami, 10/5/19

2 JEREMY WEBB

• DB | 6-4 | 205 | R-Jr.

East Mims, Fla. (Stevenson/ASA College)

- Expected to see playing time after recovering from two separate Achilles tendon tears in 2018.
- 2017 first-team Northeast Football All-Conference at ASA College in Brooklyn.
- Racked up 29 tackles and four pass breakups.
- His older brother, Ego Ferguson, was a defensive lineman at LSU and was a second-round NFL Draft pick of the Chicago Bears.

CAREER STATS

YEAR	GP/GS	UA	A	TTL	TFL-YDS	SCK-YDS	INT	BU	PD
2019	2/0	0	0	0	0-0	0.0-0	0	0	0

27 ARMANI CHATMAN

• DB | 5-11 | 195 | R-Fr.

Virginia Beach, Va. (Bishop Sullivan Catholic)

- Made three tackles at Miami (10/5).
- Made first career tackle at Boston College (8/31).
- Played in two games before redshirting in 2018.
- Saw action against Miami (11/17/18) and Virginia (11/23/18).
- Represented the United States on the U19 National Team in the 2018 International Bowl IX.
- Majoring in criminology.

CAREER STATS

YEAR	GP/GS	UA	A	TTL	TFL-YDS	SCK-YDS	INT	BU	PD
2018	2/0	0	0	0	0.0-0	0.0-0	0	0	0
2019	7/0	4	6	10	0-0	0.0-0	0	0	0
TOTALS	9/0	4	6	10	0.0-0	0.0-0	0	0	0

CAREER HIGHS

Tackles	3 at Miami, 10/5/19
----------------	---------------------

SPECIALISTS

91 OSCAR BRADBURN

• P | 6-1 | 221 | Jr.

Sydney, Australia | Sydney Secondary

- Leads the ACC and ranks fourth in the nation with a 48.3-yard gross punting average.
- Had six punts for an average of 49.2 yards with a long of 61 yards vs. North Carolina (10/19).
- Had one punt for 39 yards vs. Rhode Island (10/12).
- Had seven punts for an average of 50.4 yards at Miami (10/5).
- Landed three punts inside the 20-yard line and had a long punt of 53 yards while wearing Frank Beamer's No. 25 jersey vs. Duke (9/27).
- Had three punts 50 yards or more and two inside the 20-yard line vs. Furman (9/14).
- Had two punts 50 yards or more and had the highest gross average of his career, 56.7 yards, vs. Old Dominion (9/7).
- Downed two punts inside the 20-yard line and had a long of 53 yards at Boston College (8/31).
- 2018 All-ACC Honorable Mention
- Finished third in the ACC with a 42.6-yard gross punting average and tied for second in the ACC with 23 punts inside the 20 in 2018.
- Had four punts land inside the 20 and averaged 42.4 yards per punt vs. Virginia (11/23/18).
- Booted a career-long 72-yard punt and averaged 45.0 yards per punt vs. Boston College (11/3/18).
- Racked up 301 punting yards, averaged 43.0 yards per punt and placed two punts inside the 20 at North Carolina (10/13/18).
- Averaged 42.0 yards per punt vs. Notre Dame (10/6/18).
- Wore Frank Beamer's No. 25 for the second time in his career at Duke (9/29/18).
- Placed four punts inside the 20 and didn't allow a return at Florida State (9/3/18).
- Allowed only 42 punt return yards in 2017, a total that ranked seventh in the Power Five.
- Placed three punts inside the 20-yard line and averaged 46.5 yards per punt playing in his first American rules football game vs. West Virginia (9/3/18).
- Played Australian Rules Football for Sydney Swans Academy.
- Trained at Pro Kick Australia, a training facility in Melbourne that produced two of the three finalists for the 2016 Ray Guy Award.

CAREER STATS

YEAR	GP	NO.	YDS	AVG	LNG	TB	FC	I20	50+
2017	13	66	2,798	42.4	57	6	32	24	12
2018	13	69	2,940	42.6	72	5	32	23	8
2019	7	32	1,544	48.3	69	5	16	12	16
TOTALS	33	167	7,282	43.6	72	16	80	59	36

CAREER HIGHS

Punts	9 vs. Old Dominion, 9/22/18
Punting Yards	372 vs. West Virginia, 9/3/17
Gross Average	56.7 vs. Old Dominion, 9/7/19
Long Punt	72 vs. Boston College, 11/3/18

93 BRIAN JOHNSON

• K | 6-1 | 191 | R-Jr.

Washington, D.C. (Gonzaga)

- Went 2 for 4 on field goals and 5 for 5 on extra points vs. North Carolina (10/19).
- Made both of his field goal attempts and went 4 for 4 on

extra points vs. Rhode Island (10/12).

- Went a perfect 6 for 6 on extra points at Miami (10/5).
- Went 1 for 1 on field goals, making a 20-yarder, and was 1 for 1 on extra points vs. Duke (9/28).
- Went 1 for 2 on field goals, making a 35-yarder, and was 3 for 3 on extra points vs. Furman (9/14).
- Went 1 for 2 on field goals, making a 24-yarder, and was 4 for 4 on extra points vs. Old Dominion (9/7).
- Went 4 for 4 on extra points at Boston College (8/31).
- Went 2 for 2 on field goals including the go-ahead 42-yard FG in overtime vs. Virginia (11/23/18).
- Made a career-high three FGs vs. Notre Dame (10/3/18).
- Ranked eighth in the ACC in scoring (8.2 ppg) in 2018.
- Had a career long 45-yard field goal and was 2 for 2 on field goals for the day vs. William & Mary (9/8/18).
- Made a 29-yard field goal and was 3 for 3 on PATs at Florida State (9/3/18)
- Scored his first collegiate points on a point after attempt at East Carolina (9/16/18).
- Made his first career field goal as part of a 2 for 2 day kicking vs. Pitt (11/18/18).

FIELD GOALS

YEAR	GP	M-A	PCT.	20-29	30-39	40-49	50+	LNG	BLKD
2017	5	3-4	75.0	1-1	2-3	0-0	0-0	30	0
2018	13	12-18	66.7	4-4	5-5	3-8	0-1	45	0
2019	7	7-11	63.6	5-5	2-2	0-2	0-2	38	0
TOTALS	25	22-33	66.7	10-10	9-10	3-10	0-3	45	0

EXTRA POINTS

YEAR M-A POINTS

2017	5-5	14
2018	44-44	80
2019	27-27	48
TOTALS	76-76	142

96 JOHN PARKER ROMO

• K | 5-11 | 170 | Jr.

Peachtree City, Ga. (McIntosh/Tulsa)

- Kicked off six times for six touchbacks vs. North Carolina (10/19).
- Kicked off seven times for six touchbacks vs. Rhode Island (10/12).
- Kicked off seven times for four touchbacks at Miami (10/5).
- Kicked off three times for three touchbacks vs. Duke (9/27).
- Kicked off five times for five touchbacks vs. Furman (9/14).
- Kicked off once for 62 yards vs. Old Dominion (9/7).
- Appeared in the season opener at Boston College (8/31).
- Spent this past season at Tulsa.
- Led the No. 1 kickoff coverage unit in the American Athletic Conference.
- Mostly handled kickoffs, averaged 61.1 yards per kick, had 28 touchbacks.

FIELD GOALS

YEAR	GP	M-A	PCT.	20-29	30-39	40-49	50+	LNG	BLKD
2019	7	0-0	0	0-0	0-0	0-0	0-0	0	0

EXTRA POINTS

YEAR M-A POINTS

2019	0-0	0
------	-----	---

97 OSCAR SHADLEY

• LS | 6-0 | 246 | So.

Naples, Fla. (Golden Gate)

• Played in home opener vs. Old Dominion (9/7).

• Played in season opener at Boston College (8/31).

• Played in all 13 games in 2018 at long snapper.

• Had a tackle on punt coverage vs. Miami (11/17/18).

• **Saw his first collegiate action at Florida State (9/3/18).**

• Earned first-team all-state, first-team, all-region and U.S.

Army All-American honors in 2017.

• Was listed as the top long snapper in the nation, according to Rubio Long Snapping.

• Didn't have a single bad snap on 120 punts, 44 point after attempts and 11 field goals as a senior at Golden Gate.

SCHEDULE & RESULTS

DATE	VT (RANK)	OPPONENT (RANK)	TV	LOCATION	TIME/RESULT	ATTEND.	TOP RUSHER	TOP PASSER	TOP RECEIVER	TOP TACKLER
Aug. 31		at Boston College*	ACCN	Chestnut Hill, Mass.	L, 28-35	35,213	Keshawn King (10-33-0)	Ryan Willis (29-47-344-4)	Tayvion Robinson (6-72-1)	Rayshard Ashby (13)
Sept. 7		Old Dominion	ESPNU	Blacksburg, Va.	W, 31-17	57,282	Deshawn McCleese (20-64-0)	Ryan Willis (16-28-272-2)	Tayvion Robinson (4-62-0)	Rayshard Ashby (10)
Sept. 14		Furman	ACCN	Blacksburg, Va.	W, 24-17	52,314	Keshawn King (12-119-0)	Ryan Willis (17-21-123-1)	Tayvion Robinson (4-31-0)	Dax Hollifield (10)
Sept. 27		Duke*	ESPN	Blacksburg, Va.	L, 45-10	59,537	Deshawn McCleese (17-102-0)	Ryan Willis (7-18-112-1)	Tayvion Robinson (4-25-0)	R. Ashby/R. Floyd (8)
Oct. 5		at Miami*	ESPN	Miami Gardens, Fla.	W, 42-35	53,183	Hendon Hooker (16-76-1)	Hendon Hooker (10-20-184-3)	Dalton Keene (5-73-3)	Rayshard Ashby (11)
Oct. 12		Rhode Island	ACCN	Blacksburg, Va.	W, 34-17	51,716	Deshawn McCleese (12-124-1)	Hendon Hooker (16-27-261-3)	Damon Hazelton (5-93-2)	Rayshard Ashby (8)
Oct. 19		North Carolina* (HC)	RSN	Blacksburg, Va.	W, 43-41 (60T)	65,632	Quincy Patterson II (21-122-1)	Hendon Hooker (8-12-127-1)	Tré Turner (5-106-1)	Rayshard Ashby (18)
Nov. 2		at Notre Dame	NBC	Notre Dame, Ind.	2:30 PM					
Nov. 9		Wake Forest*		Blacksburg, Va.						
Nov. 16		at Georgia Tech*		Atlanta, Ga.						
Nov. 23		Pitt*		Blacksburg, Va.						
Nov. 29		at Virginia*		Charlottesville, Va.						

Rankings listed (AP/USA Today/CFP Ranking) HC - Homecoming * - ACC Game

TEAM STATISTICS

	HOKIES	OPPONENT
SCORING	212	207
Points Per Game	30.3	29.6
Points Off Turnovers	35	45
FIRST DOWNS	147	141
Rushing	71	53
Passing	63	73
Penalty	13	15
RUSHING YARDAGE	1226	1017
Yards gained rushing	1445	1249
Yards lost rushing	219	232
Rushing Attempts	310	252
Average Per Rush	4.0	4.0
Average Per Game	175.1	145.3
TDs Rushing	10	11
PASSING YARDAGE	1540	1756
Comp-Att-Int	110-185-5	145-253-6
Average Per Pass	8.3	6.9
Average Per Catch	14.0	12.1
Average Per Game	220.0	250.9
TDs Passing	17	15
TOTAL OFFENSE	2766	2773
Total Plays	495	505
Average Per Play	5.6	5.5
Average Per Game	395.1	396.1
KICK RETURNS: #-Yards	19-361	7-136
PUNT RETURNS: #-Yards	7-48	6-72
INT RETURNS: #-Yards	6-20	5-1
KICK RETURN AVERAGE	19.0	19.4
PUNT RETURN AVERAGE	6.9	12.0
INT RETURN AVERAGE	3.3	0.2
FUMBLES-LOST	10-8	6-2
PENALTIES-Yards	37-317	51-401
Average Per Game	45.3	57.3
PUNTS-Yards	32-1544	33-1359
Average Per Punt	48.2	41.2
Net punt average	42.9	38.5
KICKOFFS-Yards	38-2394	37-2285
Average Per Kick	63.0	61.8
Net kick average	41.7	40.5
TIME OF POSSESSION/Game	30:08	29:52
3RD-DOWN Conversions	48/101	46/113
3rd-Down Pct	48%	41%
4TH-DOWN Conversions	4/6	10/17
4th-Down Pct	67%	59%
SACKS BY-Yards	25-166	15-100
MISC YARDS	0	0
TOUCHDOWNS SCORED	27	26
FIELD GOALS-ATTEMPTS	7-11	8-11
ON-SIDE KICKS	0-1	0-1
RED-ZONE SCORES	(28-29) 97%	(22-29) 76%
RED-ZONE TOUCHDOWNS	(21-29) 72%	(16-29) 55%
PAT-ATTEMPTS	(27-27) 100%	(23-24) 96%
ATTENDANCE	286481	88396
Games/Avg Per Game	5/57296	2/44198
Neutral Site Games		0/0

SCORE BY QUARTERS	1ST	2ND	3RD	4TH	OT	TOTAL
Virginia Tech	61	42	42	55	12	212
Opponents	20	76	42	59	10	207

RUSHING

NAME	GP	ATT	GAIN	LOSS	NET	AVG	TD	LONG	AVG/G
Deshawn McCleese	7	97	492	17	475	4.9	3	45	67.9
Keshawn King	6	52	251	11	240	4.6	1	54	40.0
Hendon Hooker	6	48	214	58	156	3.2	1	15	26.0
Quincy Patterson II	4	22	130	6	124	5.6	1	53	31.0
Tre Turner	5	8	82	4	78	9.8	1	29	15.6
Tayvion Robinson	7	7	46	7	39	5.6	0	21	5.6
Ryan Willis	6	39	125	91	34	0.9	1	13	5.7
Caleb Steward	3	9	28	0	28	3.1	0	7	9.3
Dalton Keene	7	7	25	0	25	3.6	0	7	3.6
Tahj Gary	1	4	24	0	24	6.0	0	16	24.0
Jalen Holston	1	6	20	1	19	3.2	0	10	19.0
James Mitchell	7	3	5	0	5	1.7	2	3	0.7
Damon Hazelton	5	1	3	0	3	3.0	0	3	0.6
TEAM	7	7	0	24	-24	-3.4	0	0	-3.4
TOTAL	7	310	1445	219	1226	4.0	10	54	175.1
OPPONENTS	7	252	1249	232	1017	4.0	11	62	145.3

PASSING

NAME	GP	EFFIC	ATT-CMP-INT	PCT	YDS	TD	LONG	AVG/G
Ryan Willis	6	143.42	72-117-5	61.5	906	9	72	151.0
Hendon Hooker	6	175.11	35-61-0	57.4	580	7	67	96.7
Quincy Patterson II	4	180.60	3-6-0	50.0	54	1	22	13.5
Tayvion Robinson	7	0.00	0-1-0	0.0	0	0	0	0.0
TOTAL	7	154.30	110-185-5	59.5	1540	17	72	220.0
OPPONENTS	7	130.44	145-253-6	57.3	1756	15	68	250.9

RECEIVING

NAME	GP	NO.	YDS	AVG	TD	LONG	AVG/G
Tayvion Robinson	7	24	267	11.1	1	32	38.1
Tre Turner	5	17	244	14.4	2	55	48.8
Dalton Keene	7	16	171	10.7	4	26	24.4
James Mitchell	7	11	177	16.1	1	67	25.3
Damon Hazelton	5	10	237	23.7	5	72	47.4
Kaleb Smith	6	9	121	13.4	1	25	20.2
Hezekiah Grimsley	7	7	152	21.7	2	55	21.7
Phil Patterson	5	6	72	12.0	1	20	14.4
Deshawn McCleese	7	5	40	8.0	0	19	5.7
Keshawn King	6	4	59	14.8	0	40	9.8
Darryle Simmons	4	1	0	0.0	0	0	0.0
TOTAL	7	110	1540	14.0	17	72	220.0
OPPONENTS	7	145	1756	12.1	15	68	250.9

2019 STATISTICS

PUNT RETURNS

NAME	NO.	YDS	AVG	TD	LONG
Hezekiah Grimsley	7	48	6.9	0	25
TOTAL	7	48	6.9	0	25
OPPONENTS	6	72	12.0	0	29

KICKOFF RETURNS

NAME	NO.	YDS	AVG	TD	LONG
Terius Wheatley	10	219	21.9	0	71
Tayvion Robinson	3	64	21.3	0	29
Eli Adams	1	14	14.0	0	14
Deshawn McCleave	1	18	18.0	0	18
Caleb Farley	1	0	0.0	0	0
Keshawn King	1	28	28.0	0	28
Caleb Steward	1	4	4.0	0	4
Nadir Thompson	1	14	14.0	0	14
TOTAL	19	361	19.0	0	71
OPPONENTS	7	136	19.4	0	26

INTERCEPTIONS

NAME	NO.	YDS	AVG	TD	LONG
Jermaine Waller	3	23	7.7	0	23
Caleb Farley	3	-3	-1.0	0	1
TOTAL	6	20	3.3	0	23
OPPONENTS	5	1	0.2	0	1

FUMBLE RETURNS

NAME	NO.	YDS	AVG	TD	LONG
TOTAL	0	0	0.0	0	0
OPPONENTS	0	0	0.0	0	0

PUNTING

NAME	NO.	YDS	AVG	LONG	TB	FC	I20	50+	BLKD
Oscar Bradburn	32	1544	48.2	69	5	16	12	16	0
TOTAL	32	1544	48.2	69	5	16	12	16	0
OPPONENTS	33	1359	41.2	57	2	14	10	5	0

KICKOFFS

NAME	NO.	YDS	AVG	TB	OB	RETN	NET	YDLN
John Parker Romo	29	1862	64.2	24	2	55	41.6	23
Brian Johnson	9	532	59.1	3	1	81	41.8	23
Total	38	2394	63.0	27	3	136	41.7	23
Opponents	37	2285	61.8	17	0	361	40.5	24

FIELD GOALS

FIELD GOAL SEQUENCE BY PLAYER

NAME	FGM-FGA	PCT	01-19	20-29	30-39	40-49	50-99	LG	BLK
Brian Johnson	7-11	63.6	0-0	5-5	2-2	0-2	0-2	38	0

FIELD GOAL SEQUENCE BY GAME

FG SEQUENCE	VIRGINIA TECH	OPPONENTS
Boston College	-	38
Old Dominion	(24),54	(34)
Furman	(35),50	(22)
Duke	(20)	(31)
Miami	-	-
Rhode Island	(22),(22)	(41),(36),(41)
North Carolina	(23),(38),41,42	(26),(29),35,[44]
Notre Dame	-	-
Wake Forest	-	-
Georgia Tech	-	-
Pitt	-	-
Virginia	-	-

Numbers in (parentheses) indicate field goal was made.
Numbers in [brackets] indicate field goal was blocked.

SCORING

NAME	TD	FGS	KICK	RUSH	PAT			SAF	POINTS
					RCV	PASS	DXP		
Brian Johnson	0	7-11	27-27	0-0	0	0-0	0	0	48
Damon Hazelton	5	0-0	0-0	0-0	0	0-0	0	0	30
Dalton Keene	4	0-0	0-0	0-0	0	0-0	0	0	24
Tre Turner	3	0-0	0-0	0-0	0	0-0	0	0	18
James Mitchell	3	0-0	0-0	0-0	0	0-0	0	0	18
Deshawn McCleave	3	0-0	0-0	0-0	0	0-0	0	0	18
Hezekiah Grimsley	2	0-0	0-0	0-0	0	0-0	0	0	12
Quincy Patterson II	1	0-0	0-0	1-1	0	0-1	0	0	8
Kaleb Smith	1	0-0	0-0	0-0	0	0-0	0	0	6
Ryan Willis	1	0-0	0-0	0-0	0	0-0	0	0	6
Hendon Hooker	1	0-0	0-0	0-0	0	0-0	0	0	6
Tayvion Robinson	1	0-0	0-0	0-0	0	0-0	0	0	6
Phil Patterson	1	0-0	0-0	0-0	0	0-0	0	0	6
Keshawn King	1	0-0	0-0	0-0	0	0-0	0	0	6
TOTAL	27	7-11	27-27	1-1	0	0-1	0	0	212
OPPONENTS	26	8-11	23-24	1-3	1	1-1	0	0	207

TOTAL OFFENSE

NAME	G	PLAYS	RUSH	PASS	TOTAL	AVG/G
Ryan Willis	6	156	34	906	940	156.7
Hendon Hooker	6	109	156	580	736	122.7
Deshawn McCleave	7	97	475	0	475	67.9
Keshawn King	6	52	240	0	240	40.0
Quincy Patterson II	4	28	124	54	178	44.5
Tre Turner	5	8	78	0	78	15.6
Tayvion Robinson	7	8	39	0	39	5.6
Caleb Steward	3	9	28	0	28	9.3
Dalton Keene	7	7	25	0	25	3.6
Tahj Gary	1	4	24	0	24	24.0
Jalen Holston	1	6	19	0	19	19.0
James Mitchell	7	3	5	0	5	0.7
Damon Hazelton	5	1	3	0	3	0.6
TEAM	7	7	-24	0	-24	-3.4
TOTAL	7	495	1226	1540	2766	395.1
OPPONENTS	7	505	1017	1756	2773	396.1

ALL-PURPOSE

NAME	G	RUSH	REC	PR	KOR	IR	TOT	AVG/G
Deshawn McCleave	7	475	40	0	18	0	533	76.1
Tayvion Robinson	7	39	267	0	64	0	370	52.9
Keshawn King	6	240	59	0	28	0	327	54.5
Tre Turner	5	78	244	0	0	0	322	64.4
Damon Hazelton	5	3	237	0	0	0	240	48.0
Terius Wheatley	5	0	0	0	219	0	219	43.8
Hezekiah Grimsley	7	0	152	48	0	0	200	28.6
Dalton Keene	7	25	171	0	0	0	196	28.0
James Mitchell	7	5	177	0	0	0	182	26.0
Hendon Hooker	6	156	0	0	0	0	156	26.0
Quincy Patterson II	4	124	0	0	0	0	124	31.0
Kaleb Smith	6	0	121	0	0	0	121	20.2
Phil Patterson	5	0	72	0	0	0	72	14.4
Ryan Willis	6	34	0	0	0	0	34	5.7
Caleb Steward	3	28	0	0	4	0	32	10.7
Tahj Gary	1	24	0	0	0	0	24	24.0
Jermaine Waller	7	0	0	0	0	23	23	3.3
Jalen Holston	1	19	0	0	0	0	19	19.0
Nadir Thompson	4	0	0	0	14	0	14	3.5
Eli Adams	7	0	0	0	14	0	14	2.0
Caleb Farley	7	0	0	0	0	-3	-3	-0.4
TEAM	7	-24	0	0	0	0	-24	-3.4
TOTAL	7	1226	1540	48	361	20	3195	456.4
OPPONENTS	7	1017	1756	72	136	1	2982	426.0

2019 STATISTICS

2019 DEFENSIVE STATISTICS

NO.	NAME	GP	TACKLES			TFL/YDS	SACKS NO-YARDS	PASS DEF		QBH	FR-YDS	FF	BLKD KICK	SAFETY
			SOLO	AST	TOTAL			INT-YDS	BRUP					
25	Rayshard Ashby	7	33	39	72	10.0-33	3.0-21	.	1	2	.	.	.	
17	Divine Deablo	7	21	22	43	3.0-6	.	.	1	1	.	1	.	
22	Chamarri Conner	7	26	13	39	5.0-42	4.0-38	.	7	5	.	1	.	
4	Dax Hollifield	7	8	30	38	7	.	1	.	
1	Reggie Floyd	7	20	17	37	1.0-1	.	.	5	1	.	.	.	
28	Jermaine Waller	7	21	7	28	2.5-18	1.5-15	3-23	4	.	.	.	1	
8	Emmanuel Belmar	7	11	16	27	4.5-19	3.0-16	.	.	8	.	.	.	
34	Alan Tisdale	7	10	17	27	3.0-11	1.0-9	.	2	1	.	.	.	
5	Jarrod Hewitt	7	6	12	18	4.0-15	3.0-12	.	.	4	.	.	.	
96	Norell Pollard	7	6	10	16	3.0-18	3.0-18	.	.	2	.	.	.	
45	TyJuan Garbutt	5	9	7	16	1.5-2	.	.	.	3	.	.	.	
46	Eli Adams	7	4	11	15	1.5-3	.	.	.	2	.	.	.	
3	Caleb Farley	7	9	5	14	.	.	3--3	10	
41	Jaylen Griffin	7	6	7	13	3.0-15	2.5-15	.	.	1	1-0	.	.	
36	DaShawn Crawford	5	5	7	12	2.0-7	1.0-6	.	1	1	1-0	.	.	
26	Jovonn Quillen	5	5	5	10	
27	Armani Chatman	7	4	6	10	
7	Devon Hunter	7	5	5	10	
93	Mario Kendricks	7	5	2	7	4.0-21	2.0-10	.	.	1	.	.	.	
9	Khalil Ladler	7	1	6	7	.	.	.	1	
90	Jaevon Becton	6	2	3	5	1	.	.	.	
98	Rob Porcher	5	1	2	3	1.0-6	1.0-6	
44	Dylan Rivers	7	1	1	2	
15	Keshon Artis	4	2	.	2	
18	Tyree Rodgers	7	1	.	1	
60	Silas Dzansi	7	1	.	1	
83	Tayvion Robinson	7	1	.	1	
37	Brion Murray	6	.	1	1	
TOTAL		7	224	251	475	49-217	25-166	6-20	32	40	2-0	3	1	
OPPONENTS		7	261	266	527	41.0-160	15-100	5-1	17	14	8-0	5	.	

RUSHING TACKLES

NAME	TOTAL
Rayshard Ashby	48
Dax Hollifield	24
Emmanuel Belmar	22
Divine Deablo	21
Reggie Floyd	19
Alan Tisdale	16
Jermaine Waller	14
Eli Adams	14
Jarrod Hewitt	13
Chamarri Conner	12
TyJuan Garbutt	11
Norell Pollard	11
Jaylen Griffin	10
DaShawn Crawford	10
Caleb Farley	8
Devon Hunter	7
Jaevon Becton	5
Khalil Ladler	3
Jovonn Quillen	3
Mario Kendricks	3
Keshon Artis	2
Armani Chatman	2
Tayvion Robinson	1
Brion Murray	1
Rob Porcher	1
TOTALS	281

PASSING TACKLES

NAME	TOTAL
Chamarri Conner	21
Rayshard Ashby	20
Divine Deablo	19
Reggie Floyd	17
Dax Hollifield	13
Jermaine Waller	11
Alan Tisdale	9
Armani Chatman	6
Caleb Farley	6
TyJuan Garbutt	5
Jovonn Quillen	5
Devon Hunter	3
Norell Pollard	2
Khalil Ladler	2
Mario Kendricks	1
DaShawn Crawford	1
Emmanuel Belmar	1
Jarrod Hewitt	1
TOTALS	143

HOKIES ON COIN FLIPS
Virginia Tech is 2-6 in coin tosses this season.

GAME	FLIP	SCORE
Boston College	LOST	L, 28-35
Old Dominion	LOST	W, 31-17
Furman	LOST	W, 24-17
Duke	LOST	L, 45-10
Miami	WON	W, 42-35
Rhode Island	LOST	W, 34-17
North Carolina	WON/LOST	W, 43-41 (6OT)
Notre Dame		
Wake Forest		
Georgia Tech		
Pitt		
Virginia		

SPECIAL TEAMS TACKLES

NAME	T	KO	PUNT
Divine Deablo	2	1	1
Dylan Rivers	2	1	1
Jovonn Quillen	2	1	1
Armani Chatman	2	0	2
Khalil Ladler	2	1	1
Chamarri Conner	1	0	1
Alan Tisdale	1	1	0
Jermaine Waller	1	1	0
Eli Adams	1	1	0
Tyree Rodgers	1	1	0
Reggie Floyd	1	0	1
TOTALS	16	8	8

HOKIES ON OPENING OFFENSIVE DRIVES

GAME	1ST HALF	2ND HALF
Boston College	Punt	Punt
Old Dominion	TOUCHDOWN	TOUCHDOWN
Furman	Punt	TOUCHDOWN
Duke	Punt	Punt
Miami	TOUCHDOWN	Punt
Rhode Island	FIELD GOAL	TOUCHDOWN
North Carolina	Fumble	Punt
Notre Dame		
Wake Forest		
Georgia Tech		
Pitt		
Virginia		

HOKIES ON OPENING DEFENSIVE SERIES

GAME	1ST HALF	2ND HALF
Boston College	Punt	Punt
Old Dominion	FIELD GOAL	Punt
Furman	Punt	Punt
Duke	Punt	Punt
Miami	Interception	TOUCHDOWN
Rhode Island	Punt	TOUCHDOWN
North Carolina	TOUCHDOWN	TOUCHDOWN
Notre Dame		
Wake Forest		
Georgia Tech		
Pitt		
Virginia		

2019 STATISTICS

BIG PLAYS (MORE THAN 20 YARDS)

20-YARD PLUS PLAYS

YDS	TYPE	PLAYER(S)	OPPONENT
*72	Pass	Damon Hazelton from Ryan Willis	Duke
71	KR	Terius Wheatley	Old Dominion
67	Pass	James Mitchell from Hendon Hooker	Miami
*55	Pass	Tre Turner from Hendon Hooker	North Carolina
*55	Pass	Hezekiah Grimsley from Ryan Willis	Boston College
54	Rush	Keshawn King	Furman
*53	Rush	Quincy Patterson II	North Carolina
45	Rush	Deshawn McCleese	Duke
40	Pass	Keshawn King from Hendon Hooker	Rhode Island
*37	Pass	Damon Hazelton from Hendon Hooker	Rhode Island
36	Pass	Hezekiah Grimsley from Ryan Willis	Old Dominion
32	Pass	Tayvion Robinson from Ryan Willis	Old Dominion
32	Pass	Tre Turner from Ryan Willis	Old Dominion
31	Pass	Tayvion Robinson from Hendon Hooker	Rhode Island
29	Pass	Damon Hazelton from Hendon Hooker	Miami
*29	Rush	Tre Turner	Furman
29	KR	Tayvion Robinson	Boston College
28	KR	Keshawn King	Miami
27	Pass	James Mitchell from Hendon Hooker	Rhode Island
26	Rush	Deshawn McCleese	Miami
26	Pass	Dalton Keene from Hendon Hooker	Miami
26	Pass	Damon Hazelton from Hendon Hooker	Rhode Island
25	Pass	Kaleb Smith from Ryan Willis	Boston College
25	PR	Hezekiah Grimsley	Duke
25	Pass	Tre Turner from Ryan Willis	North Carolina
25	KR	Terius Wheatley	Duke
25	Rush	Deshawn McCleese	Rhode Island
25	Rush	Deshawn McCleese	Rhode Island
24	Pass	Hezekiah Grimsley from Ryan Willis	Boston College
24	Rush	Deshawn McCleese	North Carolina
23	INT	Jermaine Waller	Miami
22	Pass	Tayvion Robinson from Quincy Patterson II	North Carolina
22	KR	Terius Wheatley	Old Dominion
22	Pass	Kaleb Smith from Ryan Willis	Furman
22	Pass	Kaleb Smith from Ryan Willis	Boston College
21	Rush	Deshawn McCleese	Old Dominion
21	Rush	Tayvion Robinson	Furman
21	KR	Terius Wheatley	North Carolina
21	Rush	Deshawn McCleese	Rhode Island
20	Pass	James Mitchell from Hendon Hooker	North Carolina
*20	Pass	Dalton Keene from Hendon Hooker	Miami
20	Pass	Phil Patterson from Ryan Willis	Old Dominion
20	Pass	Tre Turner from Ryan Willis	Old Dominion
*20	Pass	Tayvion Robinson from Ryan Willis	Boston College
20	KR	Terius Wheatley	Duke
20	Pass	James Mitchell from Ryan Willis	Old Dominion

* touchdown scored on play

VT LONG PLAYS BY THE NUMBERS

LONG PLAYS BY YARDS	NO.	TD
100+	0	0
90-99	0	0
80-89	0	0
70-79	2	1
60-69	1	0
50-59	4	3
40-49	2	0
30-39	5	1
20-29	32	3

LONG PLAYS BY TYPE	NO.	TD
Rushing	11	2
Passing	26	6
Punt returns	1	0
Kick returns	7	0
Interceptions	1	0
Fumble returns	0	0
Other	0	0
TOTAL	46	8

20-YARD PLUS BY PLAYER

PLAYER	NO.	TD	R	P	KR	PR	IR	FR
Deshawn McCleese	7	0	7	0	0	0	0	0
Tayvion Robinson	6	1	1	4	1	0	0	0
Tre Turner	5	2	1	4	0	0	0	0
Terius Wheatley	5	0	0	0	5	0	0	0
Damon Hazelton	4	2	0	4	0	0	0	0
Hezekiah Grimsley	4	1	0	3	0	1	0	0
James Mitchell	4	0	0	4	0	0	0	0
Keshawn King	3	0	1	1	1	0	0	0
Kaleb Smith	3	0	0	3	0	0	0	0
Dalton Keene	2	1	0	2	0	0	0	0
Quincy Patterson II	1	1	1	0	0	0	0	0
Jermaine Waller	1	0	0	0	0	0	1	0
Phil Patterson	1	0	0	1	0	0	0	0
TOTAL	46	8	11	26	7	1	1	0

VIRGINIA TECH'S LONGEST PLAYS OF THE YEAR

Rushing	54	Keshawn King vs Furman (9/14/2019)
Rushing TD	53	Quincy Patterson II vs North Carolina (10/19/2019)
Passing	72	Damon Hazelton from Ryan Willis vs Duke (9/27/2019)
Passing TD	72	Damon Hazelton from Ryan Willis vs Duke (9/27/2019)
Punt Return	25	Hezekiah Grimsley vs Duke (9/27/2019)
Kick Return	71	Terius Wheatley vs Old Dominion (9/7/2019)
INT Return	23	Jermaine Waller vs Miami (10/5/2019)
Fumble Return		
Punt	69	Oscar Bradburn vs Old Dominion (9/7/2019)
Field Goal	38	Brian Johnson vs North Carolina (10/19/2019)

MONEY PLAYS (PLAYS RESULTING IN A 1ST DOWN OR TD)

RUSHERS	1ST	TD	NO.	ATT
Deshawn McCleese	16	3	19	97
Hendon Hooker	16	1	16	44
Keshawn King	13	1	14	52
Ryan Willis	11	1	12	29
Quincy Patterson II	4	1	4	21
Tre Turner	3	1	3	8
Caleb Steward	2	0	2	9
James Mitchell	0	2	2	3
Tayvion Robinson	2	0	2	7
Jalen Holston	2	0	2	6
Tahj Gary	1	0	1	4
Dalton Keene	1	0	1	7
TOTALS	71	10	78	295
1st DOWN TOTALS	12	7	18	134
2nd DOWN TOTALS	31	1	32	109
3rd DOWN TOTALS	25	2	25	48
4th DOWN TOTALS	3	0	3	4

RECEIVERS	1ST	TD	NO.	ATT
Tayvion Robinson	13	1	13	24
Tre Turner	9	2	10	17
Dalton Keene	8	4	10	16
James Mitchell	8	1	8	11
Damon Hazelton	6	5	8	10
Kaleb Smith	7	1	7	9
Hezekiah Grimsley	5	2	6	7
Phil Patterson	3	1	3	6
Keshawn King	2	0	2	4
Deshawn McCleese	2	0	2	5
TOTALS	63	17	69	110
1st DOWN TOTALS	22	6	25	44
2nd DOWN TOTALS	19	6	20	35
3rd DOWN TOTALS	21	4	23	30
4th DOWN TOTALS	1	1	1	1

DRIVE START AVERAGES

OBTAINED	HOKIES		OPPONENTS	
	#	AVG	#	AVG
Kickoff	38	26.1	39	25.9
Punt	33	27.9	32	23.8
Field goal	3	23.7	4	54.5
Fumble	2	77.0	8	63.4
Interception	6	31.7	5	40.0
Downs	6	35.3	2	51.0
All drives	88	28.9	90	31.1

2019 STATISTICS

SUPERLATIVES

MOST BY A HOKIE...

Rushes	21	Quincy Patterson II vs North Carolina (Oct 19, 2019)
Yards Rushing	124	Deshawn McCleese vs Rhode Island (Oct 12, 2019)
TD Rushes	1	Keshawn King vs Old Dominion (Sep 07, 2019)
		Ryan Willis vs Old Dominion (Sep 07, 2019)
		James Mitchell vs Furman (Sep 14, 2019)
		Tre Turner vs Furman (Sep 14, 2019)
		Deshawn McCleese at Miami (Oct 05, 2019)
		James Mitchell at Miami (Oct 05, 2019)
		Hendon Hooker at Miami (Oct 05, 2019)
		Deshawn McCleese vs Rhode Island (Oct 12, 2019)
		Quincy Patterson II vs North Carolina (Oct 19, 2019)
		Deshawn McCleese vs North Carolina (Oct 19, 2019)
Long Rush	54	Keshawn King vs Furman (Sep 14, 2019)
Pass attempts	47	Ryan Willis at Boston College (Aug 31, 2019)
Pass completions	29	Ryan Willis at Boston College (Aug 31, 2019)
Yards Passing	344	Ryan Willis at Boston College (Aug 31, 2019)
TD Passes	4	Ryan Willis at Boston College (Aug 31, 2019)
Long Pass	72	Ryan Willis vs Duke (Sep 27, 2019)
Receptions	6	Tayvion Robinson at Boston College (Aug 31, 2019)
Yards Receiving	106	Tre Turner vs North Carolina (Oct 19, 2019)
TD Receptions	3	Dalton Keene at Miami (Oct 05, 2019)
Long Reception	72	Damon Hazelton vs Duke (Sep 27, 2019)
Field Goals	2	Brian Johnson vs Rhode Island (Oct 12, 2019)
		Brian Johnson vs North Carolina (Oct 19, 2019)
Long Field Goal	38	Brian Johnson vs North Carolina (Oct 19, 2019)
Punts	7	Oscar Bradburn at Miami (Oct 05, 2019)
Punting Avg	56.7	Oscar Bradburn vs Old Dominion (Sep 07, 2019)
Long Punt	69	Oscar Bradburn vs Old Dominion (Sep 07, 2019)
Punts inside 20	3	Oscar Bradburn vs Duke (Sep 27, 2019)
Long Punt Return	25	Hezekiah Grimsley vs Duke (Sep 27, 2019)
Long Kickoff	71	Terius Wheatley vs Old Dominion (Sep 07, 2019)
Return		
Tackles	18	Rayshard Ashby vs North Carolina (Oct 19, 2019)
Sacks	2.5	Jarrod Hewitt vs North Carolina (Oct 19, 2019)
Tackles For Loss	3.5	Rayshard Ashby at Boston College (Aug 31, 2019)
Interceptions	2	Jermaine Waller at Miami (Oct 05, 2019)
		Caleb Farley at Miami (Oct 05, 2019)

VIRGINIA TECH GAME HIGHS

Rushes	60	vs North Carolina (Oct 19, 2019)
Yards Rushing	254	vs North Carolina (Oct 19, 2019)
Yards Per Rush	5.6	vs Rhode Island (Oct 12, 2019)
TD Rushes	3	at Miami (Oct 05, 2019)
Pass attempts	47	at Boston College (Aug 31, 2019)
Pass completions	29	at Boston College (Aug 31, 2019)
Yards Passing	344	at Boston College (Aug 31, 2019)
Yards Per Pass	11.2	vs North Carolina (Oct 19, 2019)
TD Passes	4	at Boston College (Aug 31, 2019)
Total Plays	89	at Boston College (Aug 31, 2019)
Total Offense	490	vs North Carolina (Oct 19, 2019)
Yards Per Play	7.1	vs Rhode Island (Oct 12, 2019)
Points	43	vs North Carolina (Oct 19, 2019)
Sacks By	7	at Miami (Oct 05, 2019)
First Downs	29	at Boston College (Aug 31, 2019)
Penalties	6	vs Old Dominion (Sep 07, 2019)
		vs Furman (Sep 14, 2019)
		vs Rhode Island (Oct 12, 2019)
Penalty Yards	65	vs Old Dominion (Sep 07, 2019)
Turnovers	5	at Boston College (Aug 31, 2019)
Interceptions By	4	at Miami (Oct 05, 2019)
Punts	7	at Miami (Oct 05, 2019)
Punting Avg	56.7	vs Old Dominion (Sep 07, 2019)
Long Punt	69	vs Old Dominion (Sep 07, 2019)
Punts inside 20	3	vs Duke (Sep 27, 2019)
Long Punt Return	25	vs Duke (Sep 27, 2019)

MOST BY AN OPPONENT...

Rushes	23	Dillon,A, at Boston College (Aug 31, 2019)
Yards Rushing	100	Harris,Q., vs Duke (Sep 27, 2019)
TD Rushes	2	SMARTT, Stone, vs Old Dominion (Sep 07, 2019)
Long Rush	62	Dallas, D., at Miami (Oct 05, 2019)
Pass attempts	49	Howell, S, vs North Carolina (Oct 19, 2019)
Pass completions	28	Perry, N., at Miami (Oct 05, 2019)
Yards Passing	422	Perry, N., at Miami (Oct 05, 2019)
TD Passes	5	Howell, S, vs North Carolina (Oct 19, 2019)
Long Pass	68	Howell, S, vs North Carolina (Oct 19, 2019)
Receptions	9	Coulter, vs Rhode Island (Oct 12, 2019)
		Newsome, D, vs North Carolina (Oct 19, 2019)
Yards Receiving	152	Coulter, vs Rhode Island (Oct 12, 2019)
TD Receptions	2	Gray,N., vs Duke (Sep 27, 2019)
		Thomas, J., at Miami (Oct 05, 2019)
		Newsome, D, vs North Carolina (Oct 19, 2019)
Long Reception	68	Green, A, vs North Carolina (Oct 19, 2019)
Field Goals	3	Carrick, vs Rhode Island (Oct 12, 2019)
Long Field Goal	41	Carrick, vs Rhode Island (Oct 12, 2019)
Punts	7	Kiernan, B, vs North Carolina (Oct 19, 2019)
Punting Avg	48.7	Hedley, L., at Miami (Oct 05, 2019)
Long Punt	57	Hedley, L., at Miami (Oct 05, 2019)
Punts inside 20	4	Grayson Atkins, vs Furman (Sep 14, 2019)
Long Punt Return	29	Thomas, J., at Miami (Oct 05, 2019)
Long Kickoff	26	WATSON, Blake, vs Old Dominion (Sep 07, 2019)
Return		
Tackles	17	Surratt, C, vs North Carolina (Oct 19, 2019)
Sacks	1.5	Dru Seabrook, vs Furman (Sep 14, 2019)
Tackles For Loss	3.0	Pinckney, M., at Miami (Oct 05, 2019)
Interceptions	1	Sebastian,B, at Boston College (Aug 31, 2019)
		Sparacio,J, at Boston College (Aug 31, 2019)
		Karafa,T, at Boston College (Aug 31, 2019)
		T. Blackshear, vs Furman (Sep 14, 2019)
		Johnson,L., vs Duke (Sep 27, 2019)

OPPONENT GAME HIGHS

Rushes	48	at Boston College (Aug 31, 2019)
Yards Rushing	234	vs Duke (Sep 27, 2019)
Yards Per Rush	5.7	vs Duke (Sep 27, 2019)
TD Rushes	3	at Boston College (Aug 31, 2019)
		vs Duke (Sep 27, 2019)
Pass attempts	55	at Miami (Oct 05, 2019)
Pass completions	32	at Miami (Oct 05, 2019)
Yards Passing	469	at Miami (Oct 05, 2019)
Yards Per Pass	10.2	at Boston College (Aug 31, 2019)
TD Passes	5	vs North Carolina (Oct 19, 2019)
Total Plays	89	vs North Carolina (Oct 19, 2019)
Total Offense	563	at Miami (Oct 05, 2019)
Yards Per Play	7.2	at Miami (Oct 05, 2019)
Points	45	vs Duke (Sep 27, 2019)
Sacks By	4	vs Furman (Sep 14, 2019)
First Downs	27	at Miami (Oct 05, 2019)
Penalties	11	at Miami (Oct 05, 2019)
Penalty Yards	90	at Miami (Oct 05, 2019)
Turnovers	5	at Miami (Oct 05, 2019)
Interceptions By	3	at Boston College (Aug 31, 2019)
Punts	7	vs North Carolina (Oct 19, 2019)
Punting Avg	48.7	at Miami (Oct 05, 2019)
Long Punt	57	at Miami (Oct 05, 2019)
Punts inside 20	4	vs Furman (Sep 14, 2019)
Long Punt Return	29	at Miami (Oct 05, 2019)

2019 STATISTICS

VIRGINIA TECH MISCELLANEOUS STATS

3RD-DOWN CONVERSIONS

DATE	OPPONENT	SCORE	OVERALL	1ST QTR	2ND QTR	3RD QTR	4TH QTR	OT
Aug. 31	at Boston College*	L 28-35	8-18 44.4%	1-4 25.0%	2-4 50.0%	2-4 50.0%	3-6 50.0%	
Sept. 7	Old Dominion	W 31-17	8-13 61.5%	2-3 66.7%	3-5 60.0%	1-1 100.0%	2-4 50.0%	
Sept. 14	Furman	W 24-17	8-15 53.3%	3-5 60.0%	1-3 33.3%	2-3 66.7%	2-4 50.0%	
Sept. 27	Duke*	L 10-45	4-12 33.3%	1-4 25.0%	1-3 33.3%	1-3 33.3%	1-2 50.0%	
Oct. 5	at Miami*	W 42-35	9-16 56.2%	3-4 75.0%	4-5 80.0%	0-3 0.0%	2-4 50.0%	
Oct. 12	Rhode Island	W 34-17	6-10 60.0%	3-4 75.0%	1-2 50.0%	2-2 100.0%	0-2 0.0%	
Oct. 19	North Carolina*	W 43-41	5-17 29.4%	1-2 50.0%	1-2 50.0%	2-5 40.0%	1-4 25.0%	0-4 0.0%
Nov. 2	at Notre Dame							
Nov. 9	Wake Forest*							
Nov. 16	at Georgia Tech*							
Nov. 23	Pitt*							
Nov. 29	at Virginia*							
Virginia Tech			48-101 47.5%	14-26 53.8%	13-24 54.2%	10-21 47.6%	11-26 42.3%	0-4 0.0%
Opponents			46-113 40.7%	7-24 29.2%	12-26 46.2%	11-23 47.8%	12-33 36.4%	4-7 57.1%

4TH-DOWN CONVERSIONS

DATE	OPPONENT	SCORE	OVERALL	1ST QTR	2ND QTR	3RD QTR	4TH QTR	OT
Aug. 31	at Boston College*	L 28-35	3-3 100.0%	0-0 0.0%	0-0 0.0%	1-1 100.0%	2-2 100.0%	
Sept. 7	Old Dominion	W 31-17	0-0 0.0%	0-0 0.0%	0-0 0.0%	0-0 0.0%	0-0 0.0%	
Sept. 14	Furman	W 24-17	0-0 0.0%	0-0 0.0%	0-0 0.0%	0-0 0.0%	0-0 0.0%	
Sept. 27	Duke*	L 10-45	0-1 0.0%	0-0 0.0%	0-0 0.0%	0-1 0.0%	0-0 0.0%	
Oct. 5	at Miami*	W 42-35	0-0 0.0%	0-0 0.0%	0-0 0.0%	0-0 0.0%	0-0 0.0%	
Oct. 12	Rhode Island	W 34-17	0-1 0.0%	0-0 0.0%	0-1 0.0%	0-0 0.0%	0-0 0.0%	
Oct. 19	North Carolina*	W 43-41	1-1 100.0%	0-0 0.0%	0-0 0.0%	0-0 0.0%	0-0 0.0%	1-1 100.0%
Nov. 2	at Notre Dame							
Nov. 9	Wake Forest*							
Nov. 16	at Georgia Tech*							
Nov. 23	Pitt*							
Nov. 29	at Virginia*							
Virginia Tech			4-6 66.7%	0-0 0.0%	0-1 0.0%	1-2 50.0%	2-2 100.0%	1-1 100.0%
Opponents			10-17 58.8%	0-1 0.0%	2-3 66.7%	0-1 0.0%	8-12 66.7%	0-0 0.0%

TIME OF POSSESSION

DATE	OPPONENT	SCORE	OVERALL	1ST QTR	2ND QTR	3RD QTR	4TH QTR
Aug. 31	at Boston College*	L 28-35	33:58	6:20	8:08	11:50	7:40
Sept. 7	Old Dominion	W 31-17	26:40	7:05	8:47	6:45	4:03
Sept. 14	Furman	W 24-17	29:48	8:20	6:00	8:23	7:05
Sept. 27	Duke*	L 10-45	27:46	11:12	6:23	5:10	5:01
Oct. 5	at Miami*	W 42-35	28:45	6:58	10:57	5:17	5:33
Oct. 12	Rhode Island	W 34-17	31:06	9:15	5:58	7:06	8:47
Oct. 19	North Carolina*	W 43-41	32:52	6:44	8:09	8:26	9:33
Nov. 2	at Notre Dame						
Nov. 9	Wake Forest*						
Nov. 16	at Georgia Tech*						
Nov. 23	Pitt*						
Nov. 29	at Virginia*						
Virginia Tech			Total 210:55	55:54	54:22	52:57	47:42
			Avg. 30:07	7:59	7:46	7:33	6:48
Opponents			Total 209:05	49:06	50:38	52:03	57:18
			Avg. 29:52	7:00	7:14	7:26	8:11

RED ZONE STATS

VIRGINIA TECH INSIDE OPPONENT RED-ZONE													FAILED TO SCORE INSIDE RZ				
DATE	OPPONENT	SCORE	TIMES IN RZ	TIMES SCORED	TOTAL PTS	TDS	RUSH TDS	PASS TDS	FGS MADE	FGA	DOWNES	INT	FUMB	HALF	GAME		
Aug. 31	at Boston College*	L 28-35	4	3	21	3	0	3	0	0	0	1	0	0	0		
Sept. 7	Old Dominion	W 31-17	5	5	31	4	2	2	1	0	0	0	0	0	0		
Sept. 14	Furman	W 24-17	3	3	17	2	1	1	1	0	0	0	0	0	0		
Sept. 27	Duke*	L 10-45	1	1	3	0	0	0	1	0	0	0	0	0	0		
Oct. 5	at Miami*	W 42-35	6	6	42	6	3	3	0	0	0	0	0	0	0		
Oct. 12	Rhode Island	W 34-17	5	5	27	3	1	2	2	0	0	0	0	0	0		
Oct. 19	North Carolina*	W 43-41	5	5	27	3	1	2	2	0	0	0	0	0	0		
Nov. 2	at Notre Dame																
Nov. 9	Wake Forest*																
Nov. 16	at Georgia Tech*																
Nov. 23	Pitt*																
Nov. 29	at Virginia*																
Totals 28 of 29 (96.6%)			29	28	168	21	8	13	7	0	0	1	0	0	0		
OPPONENT INSIDE VIRGINIA TECH RED-ZONE													FAILED TO SCORE INSIDE RZ				
DATE	OPPONENT	SCORE	TIMES IN RZ	TIMES SCORED	TOTAL PTS	TDS	RUSH TDS	PASS TDS	FGS MADE	FGA	DOWNES	INT	FUMB	HALF	GAME		
Aug. 31	at Boston College*	L 28-35	5	3	21	3	2	1	0	1	1	0	0	0	0		
Sept. 7	Old Dominion	W 31-17	4	3	17	2	2	0	1	0	1	0	0	0	0		
Sept. 14	Furman	W 24-17	3	3	17	2	2	0	1	0	0	0	0	0	0		
Sept. 27	Duke*	L 10-45	4	4	24	3	1	2	1	0	0	0	0	0	0		
Oct. 5	at Miami*	W 42-35	4	2	14	2	0	2	0	0	0	1	0	1	0		
Oct. 12	Rhode Island	W 34-17	3	2	11	1	0	1	1	0	1	0	0	0	0		
Oct. 19	North Carolina*	W 43-41	6	5	27	3	0	3	2	1	0	0	0	0	0		
Nov. 2	at Notre Dame																
Nov. 9	Wake Forest*																
Nov. 16	at Georgia Tech*																
Nov. 23	Pitt*																
Nov. 29	at Virginia*																
Totals 22 of 29 (75.9%)			29	22	131	16	7	9	6	2	3	1	0	1	0		

2019 STATISTICS

SCORING DRIVES

VIRGINIA TECH SCORING

QTR	OPPONENT	SCORING PLAY	PLAYS-YDS.-TOP
1	Boston College	Grimsley, H 55 Pass From Willis, R (Johnson, B)	6-79-2:51
2	Boston College	Robinson, T 20 Pass From Willis, R (Johnson, B)	9-88-3:31
3	Boston College	Mitchell, J 11 Pass From Willis, R (Johnson, B)	11-59-5:27
4	Boston College	Smith, K 11 Pass From Willis, R (Johnson, B)	18-83-5:40
1	Old Dominion	King, K 4 Rush (Johnson, B)	10-77-3:30
1	Old Dominion	FG Johnson, B 24	9-70-3:30
2	Old Dominion	Grimsley, H 9 Pass From Willis, R (Johnson, B)	8-59-2:48
3	Old Dominion	Willis, R 1 Rush (Johnson, B)	12-93-5:21
4	Old Dominion	Patterson, P 13 Pass From Willis, R (Johnson, B)	3-17-1:08
1	Furman	FG Johnson, B 35	10-28-4:34
3	Furman	Mitchell, J 3 Rush (Johnson, B)	6-83-2:15
3	Furman	Turner, T 2 Pass From Willis, R (Johnson, B)	4-26-1:38
4	Furman	Turner, T 29 Rush (Johnson, B)	5-62-1:51
1	Duke	FG Johnson, B 20	10-38-5:19
3	Duke	Hazelton, D 72 Pass From Willis, R (Johnson, B)	3-78-0:54
1	Miami	Hooker, H 12 Rush (Johnson, B)	8-48-3:54
1	Miami	Keene, D 20 Pass From Hooker, H (Johnson, B)	2-23-0:36
1	Miami	Mitchell, J 1 Rush (Johnson, B)	4-20-0:54
2	Miami	Keene, D 17 Pass From Hooker, H (Johnson, B)	12-80-6:02
4	Miami	Keene, D 5 Pass From Hooker, H (Johnson, B)	4-80-1:35
4	Miami	McCleave, D 3 Rush (Johnson, B)	5-63-2:13
1	Rhode Island	FG Johnson, B 22	13-81-6:16
1	Rhode Island	Hazelton, D 9 Pass From Hooker, H (Johnson, B)	9-86-2:59
2	Rhode Island	Hazelton, D 37 Pass From Hooker, H (Johnson, B)	6-66-2:28
3	Rhode Island	Keene, D 3 Pass From Hooker, H (Johnson, B)	10-93-4:25
4	Rhode Island	McCleave, D 1 Rush (Johnson, B)	9-75-3:56
4	Rhode Island	FG Johnson, B 22	10-76-5:27
1	North Carolina	Turner, T 55 Pass From Hooker, H (Johnson, B)	5-80-2:01
2	North Carolina	McCleave, D 2 Rush (Johnson, B)	8-75-3:26
2	North Carolina	Hazelton, D 11 Pass From Willis, R (Johnson, B)	7-64-2:39
4	North Carolina	FG Johnson, B 23	13-61-6:49
4	North Carolina	Patterson II, Q 53 Rush (Johnson, B)	2-75-0:40
OT	North Carolina	FG Johnson, B 38	4-5-0:00
OT	North Carolina	Hazelton, D 18 Pass From Patterson II, Q (Johnson, B)	4-25-0:00
OT	North Carolina	Patterson II, Q 2-point conversion Rush	-
Totals			259-2116-106:37

Average Scoring Drive

7.4 plays-60.5 yds.

35 Total Scores (10 Run, 17 Pass, 7 FG, 0 S.T., 0 Safety, 0 Defense, 1 XPT)
 11 First Quarter Scores (3 Run, 4 Pass, 4 FG, 0 S.T., 0 Safety, 0 Defense)
 6 Second Quarter Scores (1 Run, 5 Pass, 0 FG, 0 S.T., 0 Safety, 0 Defense)
 6 Third Quarter Scores (2 Run, 4 Pass, 0 FG, 0 S.T., 0 Safety, 0 Defense)
 9 Fourth Quarter Scores (4 Run, 3 Pass, 2 FG, 0 S.T., 0 Safety, 0 Defense)
 3 Overtime Scores (0 Run, 1 Pass, 1 FG, 0 S.T., 0 Safety, 0 Defense, 1 XPT)

Most plays in a scoring drive: 18 plays - vs. Boston College (18-83-5:40 TD)
 Longest scoring drive: 93 yards - vs. Old Dominion (12-93-5:21 TD) & vs. Rhode Island (10-93-4:25 TD)
 Longest TOP scoring drive: 6:49 - vs. North Carolina (13-61-6:49 FG)
 Average TOP on offensive scoring drives: 3:02

OPPONENT SCORING

QTR	OPPONENT	SCORING PLAY	PLAYS-YDS.-TOP
1	Boston College	Flowers,Z 33 Pass From Brown,A (Boumerhi,A)	5-67-1:18
2	Boston College	Dillon,A 17 Rush (Boumerhi,A)	9-75-3:27
2	Boston College	White,K 17 Pass From Brown,A (Boumerhi,A)	3-17-0:42
2	Boston College	Brown,A 28 Rush (Boumerhi,A)	2-28-0:14
4	Boston College	Bailey,D 1 Rush (Boumerhi,A)	10-56-3:31
1	Old Dominion	FG RICE, Nick 34	12-48-6:43
3	Old Dominion	SMARTT, Stone 3 Rush (RICE, Nick)	10-75-5:16
4	Old Dominion	SMARTT, Stone 15 Rush (RICE, Nick)	5-78-1:34
2	Furman	Devin Abrams 4 Rush (Grayson Atkins)	6-41-3:16
2	Furman	Darren Grainger 15 Rush (Grayson Atkins)	9-42-5:10
4	Furman	FG Grayson Atkins 22	10-70-3:15
2	Duke	Gray,N. 16 Pass From Harris,Q. (Reed,A.)	1-16-0:05
2	Duke	Gray,N. 1 Pass From Harris,Q. (Reed,A.)	9-67-3:32
2	Duke	Jackson,D. 25 Pass From Calhoun,J. (Reed,A.)	9-91-3:46
3	Duke	FG Reed,A. 31	10-49-3:08
3	Duke	Harris,Q. 42 Rush (Reed,A.)	1-42-0:08
4	Duke	Jackson,D. 32 Rush (Reed,A.)	10-75-5:06
4	Duke	Katrenick,C. 9 Rush (Reed,A.)	11-57-7:24
2	Miami	Pope, M. 38 Pass From Perry, N. (Baxa, B.)	5-84-0:53
3	Miami	Jordan, B. 6 Pass From Perry, N. (Baxa, B.)	8-88-3:33
4	Miami	Thomas, J. 13 Pass From Perry, N. (Baxa, B.)	10-65-5:40
4	Miami	Thomas, J. 25 Pass From Perry, N.	6-61-1:12
4	Miami	Dallas, D. 62 Rush (kick failed)	2-69-0:50
2	Rhode Island	FG Carrick 41	7-51-4:02
2	Rhode Island	FG Carrick 36	14-56-6:17
3	Rhode Island	A. Dorsey 9 Pass From Priore (Aa. Parker pass)	8-75-2:34
3	Rhode Island	FG Carrick 41	10-60-5:16
1	North Carolina	Newsome, D 47 Pass From Howell, S (Ruggles, N)	4-75-0:48
1	North Carolina	FG Ruggles, N 26	7-25-2:20
2	North Carolina	Newsome, D 10 Pass From Howell, S (Ruggles, N)	9-81-3:59
3	North Carolina	Groves, R 6 Pass From Howell, S (Ruggles, N)	8-71-3:48
4	North Carolina	Green, A 68 Pass From Howell, S (Ruggles, N)	3-80-1:06
OT	North Carolina	FG Ruggles, N 29	7-13-0:00
OT	North Carolina	Corrales, B 8 Pass From Howell, S (Ruggles, N)	6-25-0:00
Totals			246-1973-99:53

Average Scoring Drive

7.2 plays-58.0 yds.

34 Total Scores (11 Run, 15 Pass, 8 FG, 0 S.T., 0 Safety, 0 Defense, 0 XPT)
 4 First Quarter Scores (0 Run, 2 Pass, 2 FG, 0 S.T., 0 Safety, 0 Defense)
 12 Second Quarter Scores (4 Run, 6 Pass, 2 FG, 0 S.T., 0 Safety, 0 Defense)
 7 Third Quarter Scores (2 Run, 3 Pass, 2 FG, 0 S.T., 0 Safety, 0 Defense)
 9 Fourth Quarter Scores (5 Run, 3 Pass, 1 FG, 0 S.T., 0 Safety, 0 Defense)
 2 Overtime Scores (0 Run, 1 Pass, 1 FG, 0 S.T., 0 Safety, 0 Defense, 0XPT)

Most plays in a scoring drive: 14 plays - Rhode Island (14-56-6:17 FG)
 Longest scoring drive: 91 yards - Duke (9-91-3:46 TD)
 Longest TOP scoring drive: 7:24 - Duke (11-57-7:24 TD)
 Average TOP on offensive scoring drives: 2:56

2019 STATISTICS

OFFENSIVE GAME-BY-GAME

PASSING

#5 WILLIS, R	ATT	COMP	INT	PCT	YARDS	TD	LONG	SACK	YDS	EFFIC
Boston College	47	29	3	61.7	344	4	55	2	12	138.5
Old Dominion	28	16	0	57.1	272	2	36	1	5	162.3
Furman	21	17	1	81.0	123	1	22	4	29	136.3
Duke	18	7	1	38.9	112	1	72	1	9	98.4
North Carolina	3	3	0	100.0	55	1	25	2	17	364.0
TOTALS	117	72	5	61.5	906	9	72	10	72	143.4

#2 HOOKER, H	ATT	COMP	INT	PCT	YARDS	TD	LONG	SACK	YDS	EFFIC
Duke	2	1	0	50.0	8	0	8	0	0	83.6
Miami	20	10	0	50.0	184	3	67	2	13	176.8
Rhode Island	27	16	0	59.3	261	3	40	2	11	177.1
North Carolina	12	8	0	66.7	127	1	55	0	0	183.1
TOTALS	61	35	0	57.4	580	7	67	4	24	175.1

#4 PATTERSON II, Q	ATT	COMP	INT	PCT	YARDS	TD	LONG	SACK	YDS	EFFIC
North Carolina	6	3	0	50.0	54	1	22	1	4	180.6
TOTALS	6	3	0	50.0	54	1	22	1	4	180.6

#83 ROBINSON, T	ATT	COMP	INT	PCT	YARDS	TD	LONG	SACK	YDS	EFFIC
Rhode Island	1	0	0	0.0	0	0	0	0	0	0.0
TOTALS	1	0	0	0.0	0	0	0	0	0	0.0

RUSHING

PLAYER	NO-YDS/TD	BC	ODU	FUR	DU	MIA	URI	UNC	ND	WF	GT	PITT	UVA
McCleave, D RB	97-475/3	11-32/0	20-64/0	10-24/0	17-102/0	14-57/1	12-124/1	13-72/1					
King, K RB	52-240/1	10-33/0	6-23/1	12-119/0	6-16/0	12-19/0	6-30/0	DNP					
Hooker, H QB	48-156/1	DNP	3-7/0	-	4--11/0	16-76/1	15-43/0	10-41/0					
Patterson II, Q QB	22-124/1	DNP	DNP	DNP	1-2/0	-	-	21-122/1					
Turner, T WR	8-78/1	1-7/0	-	5-68/1	1--4/0	DNP	DNP	1-7/0					
Robinson, T WR	7-39/0	-	1-3/0	1-21/0	2-3/0	-	2-13/0	1--1/0					
Willis, R QB	39-34/1	13-13/0	8-34/1	10--5/0	4-5/0	-	DNP	4--13/0					
Steward, C RB	9-28/0	DNP	1-0/0	1-3/0	7-25/0	DNP	DNP	DNP					
Keene, D TE	7-25/0	-	-	-	-	-	-	7-25/0					
Gary, T RB	4-24/0	DNP	DNP	DNP	DNP	DNP	4-24/0	DNP					
Holston, J RB	6-19/0	6-19/0	DNP	DNP	DNP	DNP	DNP	DNP					
Mitchell, J TE	3-5/2	-	-	1-3/1	1-1/0	1-1/1	-	-					
Hazelton, D WR	1-3/0	-	DNP	DNP	-	-	-	1-3/0					
TEAM	7--24/0	1--6/0	-	3--6/0	-	-	1--10/0	2--2/0					

RECEIVING

PLAYER	NO-YDS/TD	BC	ODU	FUR	DU	MIA	URI	UNC	ND	WF	GT	PITT	UVA
Robinson, T WR	24-267/1	6-72/1	4-62/0	4-31/0	4-25/0	1-7/0	4-48/0	1-22/0					
Turner, T WR	17-244/2	5-49/0	3-60/0	4-29/1	-	DNP	DNP	5-106/1					
Hazelton, D WR	10-237/5	-	DNP	DNP	1-72/1	1-29/0	5-93/2	3-43/2					
Mitchell, J TE	11-177/1	2-22/1	1-20/0	2-10/0	-	3-75/0	1-27/0	2-23/0					
Keene, D TE	16-171/4	4-13/0	-	2-14/0	-	5-73/3	4-53/1	1-18/0					
Grimsley, H WR	7-152/2	4-98/1	2-45/1	-	1-9/0	-	-	-					
Smith, K WR	9-121/1	4-62/1	2-32/0	2-22/0	-	-	DNP	1-5/0					
Patterson, P WR	6-72/1	2-19/0	3-44/1	-	1-9/0	-	DNP	DNP					
King, K RB	4-59/0	1-3/0	-	2-16/0	-	-	1-40/0	DNP					
McCleave, D RB	5-40/0	1-6/0	1-9/0	1-1/0	1-5/0	-	-	1-19/0					
Simmons, D WR	1-0/0	DNP	-	DNP	-	DNP	1-0/0	-					

FIELD GOALS

PLAYER	FG-FGA (LG)	BC	ODU	FUR	DU	MIA	URI	UNC	ND	WF	GT	PITT	UVA
Johnson, B	7-11 (38)	-	1-2 (24)	1-2 (35)	1-1 (20)	-	2-2 (22)	2-4 (38)					

PUNTING

PLAYER	NO-YDS-AVG	BC	ODU	FUR	DU	MIA	URI	UNC	ND	WF	GT	PITT	UVA
Bradburn, O	32-1544-48.3	6-273-45.5	3-170-56.7	4-208-52.0	5-206-41.2	7-353-50.4	1-39-39.0	6-295-49.2					

2019 STATISTICS

DEFENSIVE GAME-BY-GAME

TOTAL TACKLES

PLAYER	UA-A	TOT	BC	ODU	FUR	DU	MIA	URI	UNC	ND	WF	GT	PITT	UVA
Ashby, R LB	33-39	72	7-6	5-5	0-4	3-5	6-5	7-1	5-13					
Deablo, D DB	21-22	43	5-5	2-6	2-1	5-2	2-3	2-0	3-5					
Conner, C DB	26-13	39	3-2	4-0	7-1	2-3	4-1	2-1	4-5					
Hollifield, D LB	8-30	38	1-3	1-7	2-8	3-1	0-1	1-4	0-6					
Floyd, R DB	20-17	37	3-6	2-2	3-2	4-4	3-1	4-1	1-1					
Waller, J DB	21-7	28	4-2	6-1	1-1	3-1	4-1	2-0	1-1					
Belmar, E DL	11-16	27	-	3-2	3-4	2-3	1-0	0-2	2-5					
Tisdale, A LB	10-17	27	1-4	0-1	-	1-6	4-5	3-1	1-0					
Hewitt, J DL	6-12	18	0-1	1-4	1-3	0-2	1-0	-	3-2					
Pollard, N DL	6-10	16	1-3	1-2	-	0-1	1-1	0-1	3-2					
Garbutt, T DL	9-7	16	-	DNP	DNP	3-4	0-1	3-1	3-1					
Adams, E DL	4-11	15	1-1	1-0	1-6	0-1	0-1	0-2	1-0					
Farley, C DB	9-5	14	3-1	2-1	1-2	-	1-1	2-0	-					
Griffin, J DL	6-7	13	1-1	2-2	0-1	1-2	2-1	-	-					
Crawford, D DL	5-7	12	1-2	-	2-1	2-3	0-1	DNP	DNP					
Hunter, D DB	5-5	10	-	-	1-0	0-1	-	-	4-4					
Chatman, A DB	4-6	10	0-1	1-0	-	-	1-2	-	2-3					
Quillen, J DB	5-5	10	0-1	DNP	1-1	0-1	1-0	3-2	DNP					
Kendricks, M DL	5-2	7	2-0	1-1	1-0	-	1-0	0-1	-					
Ladler, K DB	1-6	7	1-1	0-1	0-1	0-1	-	-	0-2					
Becton, J DL	2-3	5	2-1	0-2	-	DNP	-	-	-					
Porcher, R DL	1-2	3	DNP	1-1	-	-	-	0-1	DNP					
Rivers, D LB	1-1	2	-	1-0	-	-	0-1	-	-					
Artis, K LB	2-0	2	1-0	-	-	1-0	DNP	DNP	DNP					
Murray, B DB	0-1	1	-	-	DNP	0-1	-	-	-					
Robinson, T	1-0	1	-	-	-	1-0	-	-	-					
Dzansi, S	1-0	1	1-0	-	-	-	-	-	-					
Rodgers, T DB	1-0	1	1-0	-	-	-	-	-	-					

SACKS

PLAYER	UA-A	TOT	BC	ODU	FUR	DU	MIA	URI	UNC	ND	WF	GT	PITT	UVA
Conner, C DB	4-0	4.0	-	1.0-4	1.0-7	-	1.0-13	1.0-14	-					
Hewitt, J DL	2-2	3.0	-	0.5-0	-	-	-	-	2.5-12					
Belmar, E DL	2-2	3.0	-	0.5-5	1.5-8	-	1.0-3	-	-					
Pollard, N DL	3-0	3.0	-	-	-	-	1.0-9	-	2.0-9					
Ashby, R LB	2-2	3.0	1.0-6	-	0.5-2	-	1.0-9	-	0.5-4					
Griffin, J DL	2-1	2.5	-	1.0-1	-	-	1.5-14	-	-					
Kendricks, M DL	1-2	2.0	-	0.5-4	-	-	1.0-1	0.5-5	-					
Waller, J DB	1-1	1.5	-	1.0-12	-	-	0.5-3	-	-					
Tisdale, A LB	1-0	1.0	-	-	-	-	-	1.0-9	-					
Porcher, R DL	0-2	1.0	DNP	0.5-1	-	-	-	0.5-5	DNP					
Crawford, D DL	1-0	1.0	-	-	1.0-6	-	-	DNP	DNP					

TACKLES FOR LOSS

PLAYER	UA-A	TOT	BC	ODU	FUR	DU	MIA	URI	UNC	ND	WF	GT	PITT	UVA
Ashby, R LB	7-6	10.0	3.5-13	-	1.0-3	1.5-1	2.0-10	-	2.0-6					
Conner, C DB	5-0	5.0	-	2.0-8	1.0-7	-	1.0-13	1.0-14	-					
Belmar, E DL	3-3	4.5	-	1.5-7	1.5-8	-	1.0-3	-	0.5-1					
Hewitt, J DL	2-4	4.0	-	1.0-1	-	-	-	-	3.0-14					
Kendricks, M DL	3-2	4.0	1.0-3	0.5-4	1.0-8	-	1.0-1	0.5-5	-					
Deablo, D DB	1-4	3.0	0.5-0	0.5-1	-	-	0.5-1	-	1.5-4					
Griffin, J DL	2-2	3.0	-	1.0-1	-	0.5-0	1.5-14	-	-					
Tisdale, A LB	2-2	3.0	-	-	-	0.5-1	0.5-0	2.0-10	-					
Pollard, N DL	3-0	3.0	-	-	-	-	1.0-9	-	2.0-9					
Waller, J DB	2-1	2.5	-	1.0-12	-	1.0-3	0.5-3	-	-					
Crawford, D DL	2-0	2.0	1.0-1	-	1.0-6	-	-	DNP	DNP					
Adams, E DL	1-1	1.5	-	1.0-2	-	0.5-1	-	-	-					
Garbutt, T DL	1-1	1.5	-	DNP	DNP	1.5-2	-	-	-					
Floyd, R DB	0-2	1.0	-	-	0.5-1	0.5-0	-	-	-					
Porcher, R DL	0-2	1.0	DNP	0.5-1	-	-	-	0.5-5	DNP					

2019 STATISTICS

DEFENSIVE GAME-BY-GAME

INTERCEPTION RETURNS

PLAYER	NO-YDS	BC	ODU	FUR	DU	MIA	URI	UNC	ND	WF	GT	PITT	UVA
Waller, J	3-23	1-0	-	-	-	2-23	-	-					
Farley, C	3--3	-	-	1--4	-	2-1	-	-					

FUMBLES FORCED

PLAYER	NO-YDS	BC	ODU	FUR	DU	MIA	URI	UNC	ND	WF	GT	PITT	UVA
Deablo, D	1	-	-	-	-	1	-	-					
Hollifield, D	1	-	-	1	-	-	-	-					
Conner, C	1	-	-	-	-	1	-	-					

FUMBLES RECOVERED

PLAYER	NO-YDS	BC	ODU	FUR	DU	MIA	URI	UNC	ND	WF	GT	PITT	UVA
Crawford, D	1	-	-	1	-	-	DNP	DNP					
Griffin, J	1	-	-	-	-	1	-	-					

FUMBLE RETURNS

PLAYER	NO-YDS	BC	ODU	FUR	DU	MIA	URI	UNC	ND	WF	GT	PITT	UVA
--------	--------	----	-----	-----	----	-----	-----	-----	----	----	----	------	-----

SPECIAL TEAMS GAME-BY-GAME

PUNT RETURNS

PLAYER	NO-YDS	BC	ODU	FUR	DU	MIA	URI	UNC	ND	WF	GT	PITT	UVA
Grimsley, H	7-48	2-9	1-1	1-1	1-25	1-3	-	1-9					

KICK RETURNS

PLAYER	NO-YDS	BC	ODU	FUR	DU	MIA	URI	UNC	ND	WF	GT	PITT	UVA
Wheatley, T	10-219	DNP	2-93	1-10	4-79	DNP	2-16	1-21					
Robinson, T	3-64	2-45	1-19	-	-	-	-	-					
King, K	1-28	-	-	-	-	1-28	-	DNP					
McCleave, D	1-18	1-18	-	-	-	-	-	-					
Adams, E	1-14	-	-	-	1-14	-	-	-					
Thompson, N	1-14	-	-	DNP	DNP	-	1-14	DNP					
Steward, C	1-4	DNP	-	-	1-4	DNP	DNP	DNP					
Farley, C	1-0	-	-	-	-	1-0	-	-					

STARTING LINEUPS

OFFENSE	WR	LT	LG	C	RG	RT	TE	QB	RB	WR	TE/WR	PK	P
at Boston College*	T. Turner	C. Darrisaw	L. Smith	Z. Hoyt	T.J. Jackson	S. Dzansi	D. Keene	R. Willis	D. McCleave	T. Robinson	J. Mitchell	B. Johnson	O. Bradburn
Old Dominion	T. Turner	C. Darrisaw	L. Smith	J. Harris	D. Nester	S. Dzansi	D. Keene	R. Willis	D. McCleave	K. Smith	J. Mitchell	B. Johnson	O. Bradburn
Furman	T. Turner	C. Darrisaw	L. Smith	B. Hudson	D. Nester	S. Dzansi	D. Keene	R. Willis	C. Steward	K. Smith	T. Robinson	B. Johnson	O. Bradburn
Duke*	T. Turner	C. Darrisaw	L. Smith	B. Hudson	D. Nester	S. Dzansi	D. Keene	R. Willis	D. McCleave	K. Smith	J. Mitchell	B. Johnson	O. Bradburn
at Miami*	T. Robinson	C. Darrisaw	L. Smith	B. Hudson	D. Nester	S. Dzansi	D. Keene	H. Hooker	D. McCleave	K. Smith	T. Robinson	B. Johnson	O. Bradburn
Rhode Island	T. Robinson	C. Darrisaw	L. Smith	B. Hudson	D. Nester	S. Dzansi	D. Keene	H. Hooker	D. McCleave	D. Hazelton	J. Mitchell	B. Johnson	O. Bradburn
North Carolina*	T. Turner	C. Darrisaw	A. Cannon	B. Hudson	D. Nester	S. Dzansi	J. Mitchell	H. Hooker	D. Keene	D. Hazelton	K. Smith	B. Johnson	O. Bradburn
at Notre Dame													
Wake Forest*													
at Georgia Tech*													
Pitt*													
at Virginia*													
DEFENSE	LDE	DT	NT	RDE	MIKE	OLB	FS	ROVER	NICKEL	LCB	RCB		
at Boston College*	T. Garbutt	D. Crawford	J. Hewitt	E. Belmar	R. Ashby	D. Hollifield	D. Deablo	R. Floyd	C. Conner	J. Quillen	C. Farley		
Old Dominion	J. Becton	D. Crawford	J. Hewitt	E. Belmar	R. Ashby	D. Hollifield	D. Deablo	R. Floyd	C. Conner	J. Waller	C. Farley		
Furman	E. Adams	D. Crawford	J. Hewitt	E. Belmar	R. Ashby	D. Hollifield	D. Deablo	R. Floyd	C. Conner	J. Waller	C. Farley		
Duke*	E. Belmar	E. Adams	J. Hewitt	T. Garbutt	R. Ashby	D. Hollifield	D. Deablo	R. Floyd	C. Conner	J. Waller	C. Farley		
at Miami*	E. Belmar	D. Crawford	J. Hewitt	T. Garbutt	R. Ashby	D. Hollifield	D. Deablo	R. Floyd	C. Conner	J. Waller	C. Farley		
Rhode Island	T. Garbutt	N. Pollard	J. Hewitt	E. Belmar	R. Ashby	D. Hollifield	D. Deablo	R. Floyd	C. Conner	J. Waller	C. Farley		
North Carolina*	T. Garbutt	N. Pollard	J. Hewitt	E. Belmar	R. Ashby	D. Hollifield	D. Deablo	D. Hunter	C. Conner	J. Waller	C. Farley		
at Notre Dame													
Wake Forest*													
at Georgia Tech*													
Pitt*													
at Virginia*													

2019 STATISTICS

PARTICIPATION GAME-BY-GAME

PARTICIPATION

NO. PLAYER	GP/GS	BC	ODU	FUR	DU	MIA	URI	UNC	ND	WF	GT	PITT	UVA
46 Adams, E	7/2	XXX	XXX	START	START	XXX	XXX	XXX					
15 Artis, K	4/-	XXX	XXX	XXX	XXX					
23 Ashby, R	7/7	START	START	START	START	START	START	START					
97 Banks, K	1/-	XXX					
90 Becton, J	6/1	XXX	START	XXX	...	XXX	XXX	XXX					
4B Bell, M	4/-	...	XXX	...	XXX	XXX	...	XXX					
8 Belmar, E	7/7	START	START	START	START	START	START	START					
42 Blaker, C	2/-	XXX	XXX					
3B Boyd, T	1/-	XXX					
9P Bradburn, O	7/-	XXX	XXX	XXX	XXX	XXX	XXX	XXX					
52 Cannon, A	7/1	XXX	XXX	XXX	XXX	XXX	XXX	START					
27 Chatman, A	7/-	XXX	XXX	XXX	XXX	XXX	XXX	XXX					
22 Conner, C	7/7	START	START	START	START	START	START	START					
36 Crawford, D	5/4	START	START	START	XXX	START					
92 Cunningham, J	1/-	XXX					
77 Darrisaw, C	7/7	START	START	START	START	START	START	START					
17 Deablo, D	7/7	START	START	START	START	START	START	START					
89 Delullis, D	7/-	XXX	XXX	XXX	XXX	XXX	XXX	XXX					
60 Dzansi, S	7/7	START	START	START	START	START	START	START					
3 Farley, C	7/7	START	START	START	START	START	START	START					
1 Floyd, R	7/6	START	START	START	START	START	START	START				XXX	
86 Gallo, N	6/-	XXX	XXX	...	XXX	XXX	XXX	XXX					
45 Garbutt, T	5/5	START	START	START	START	START					
39 Gary, T	1/-	XXX	...					
32 Green, H	1/-	XXX					
41 Griffin, J	7/-	XXX	XXX	XXX	XXX	XXX	XXX	XXX					
48 Griffith, D	7/-	XXX	XXX	XXX	XXX	XXX	XXX	XXX					
6 Grimsley, H	7/-	XXX	XXX	XXX	XXX	XXX	XXX	XXX					
57 Harris, J	5/1	XXX	START	...	XXX	...	XXX	XXX					
14 Hazelton, D	5/3	XXX	XXX	START	START	START					
5 Hewitt, J	7/7	START	START	START	START	START	START	START					
4 Hollifield, D	7/7	START	START	START	START	START	START	START					
1H Holston, J	1/-	XXX					
2Q Hooker, H	6/3	...	XXX	XXX	XXX	START	START	START					
75 Hoyt, Z	2/1	START	XXX	...					
61 Hudson, B	6/5	...	XXX	START	START	START	START	START					
7 Hunter, D	7/1	XXX	XXX	XXX	XXX	XXX	XXX	START					
71 Jackson, T.J.	5/1	START	XXX	XXX	XXX	XXX					
9K Johnson, B	7/-	XXX	XXX	XXX	XXX	XXX	XXX	XXX					
35 Johnson, M	1/-	XXX					
2K Keene, D	7/7	START	START	START	START	START	START	START					
93 Kendricks, M	7/-	XXX	XXX	XXX	XXX	XXX	XXX	XXX					
35 King, K	6/1	XXX	XXX	START	XXX	XXX	XXX	...					
9 Ladler, K	7/-	XXX	XXX	XXX	XXX	XXX	XXX	XXX					
4V Van Landingham	1/-	XXX	...					
30 Matheny, T	1/-	...	XXX					
33 McCleave, D	7/5	START	START	XXX	START	START	START	START				XXX	
82 Mitchell, J	7/5	START	START	XXX	START	XXX	START	START					
37 Murray, B	6/-	XXX	XXX	...	XXX	XXX	XXX	XXX					
74 Nester, D	6/6	...	START	START	START	START	START	START					
4Q Patterson II, Q	4/-	XXX	XXX	XXX	XXX					
8P Patterson, P	5/-	XXX	XXX	XXX	XXX	XXX					
85 Payoute, J	1/-	XXX					
31 Peoples, N	6/-	XXX	...	XXX	XXX	XXX	XXX	XXX					
96 Pollard, R	7/2	XXX	XXX	XXX	XXX	XXX	START	START					
98 Porcher, R	5/-	...	XXX	XXX	XXX	XXX	XXX	...					
26 Quillen, J	5/1	START	...	XXX	XXX	XXX	XXX	...					
44 Rivers, D	7/-	XXX	XXX	XXX	XXX	XXX	XXX	XXX					
83 Robinson, T	7/4	START	XXX	START	XXX	START	START	START					
25 Rodgers, T	7/-	XXX	XXX	XXX	XXX	XXX	XXX	XXX					
9R Romo, J P	7/-	XXX	XXX	XXX	XXX	XXX	XXX	XXX					
29 Seisay, I	1/-	XXX					
97 Shadley, O	6/-	XXX	XXX	...	XXX	XXX	XXX	XXX					
16 Simmons, D	4/-	...	XXX	...	XXX	...	XXX	XXX					
80 Smith, K	6/5	XXX	START	START	START	START	...	START					
54 Smith, L	6/6	START	START	START	START	START	START	...					
79 Smith, T	4/-	XXX	XXX	XXX	XXX					
3S Steward, C	3/-	...	XXX	XXX	XXX					
95 Tenuta, L	7/-	XXX	XXX	XXX	XXX	XXX	XXX	XXX					
12 Thompson, N	4/-	XXX	XXX	XXX	XXX	...					
34 Tisdale, A	7/-	XXX	XXX	XXX	XXX	XXX	XXX	XXX					
11 Turner, T	5/5	START	START	START	START	START					
19 Walker, J.R.	1/-	XXX					
28 Waller, J	7/6	XXX	START	START	START	START	START	START					
2 Webb, J	2/-	XXX	...	XXX	...					
24 Wheatley, T	5/-	...	XXX	XXX	XXX	...	XXX	XXX					
5Q Willis, R	6/4	START	START	START	START	XXX	...	XXX					

Starts indicated by START; XXX - Played; ... - Did Not Play

2019 STATISTICS

VIRGINIA TECH TEAM STATISTICS

DATE	OPPONENT	RUSHING				REVEIVING				PASSING				KICK RETURN				PUNT RETURN				TOT OFF
		NO.	YDS	TD	LG	NO.	YDS	TD	LG	CMP-ATT-INT	YDS	TD	LG	NO	YDS	TD	LG	NO	YDS	TD	LG	
Aug 31	at Boston College*	42	98	0	10	29	344	4	55	29-47-3	344	4	55	3	63	0	29	2	9	0	7	442
Sept. 7	Old Dominion	39	131	2	21	16	272	2	36	16-28-0	272	2	36	3	112	0	71	1	1	0	1	403
Sept. 14	Furman	43	227	2	54	17	123	1	22	17-21-1	123	1	22	1	10	0	10	1	1	0	1	350
Sept. 27	Duke*	43	139	0	45	8	120	1	72	8-20-1	120	1	72	6	97	0	25	1	25	0	25	259
Oct. 5	at Miami*	43	153	3	26	10	184	3	67	10-20-0	184	3	67	2	28	0	28	1	3	0	3	337
Oct. 12	Rhode Island	40	224	1	25	16	261	3	40	16-28-0	261	3	40	3	30	0	14	0	0	0	0	485
Oct. 19	North Carolina*	60	254	2	53	14	236	3	55	14-21-0	236	3	55	1	21	0	21	1	9	0	9	490
Nov. 2	at Notre Dame																					
Nov. 9	Wake Forest*																					
Nov. 16	at Georgia Tech*																					
Nov. 23	Pitt*																					
Nov. 29	at Virginia*																					
Totals		310	1226	10	54	110	1540	17	72	110-185-5	1540	17	72	19	361	0	71	7	48	0	25	2766
Opponent		252	1017	11	62	145	1756	15	68	145-253-6	1756	15	68	7	136	0	26	6	72	0	29	2773

Games: 7
 Avg/rush: 4.0
 Avg/catch: 14.0
 Pass effic: 154.30
 KR avg: 19.0
 PR avg: 6.9
 All purpose avg/game: 456.4
 Total offense avg/gm: 395.1

DATE	OPPONENT	TACKLES				SACKS NO-YDS	FUMBLE		PASS DEFENSE			BLKD KICK	PAT ATTEMPTS			SAF	PTS
		SOLO	AST	TOTAL	TFL-YDS		FF	FR-YDS	INT-YDS	QBH	BRK		KICK	RUN	RCV		
Aug 31	at Boston College*	39	41	80	6.0-17	1.0-6	0	0-0	1-0	1	4	0	4-4	0	0	0	28
Sept. 7	Old Dominion	34	38	72	9.0-37	5.0-27	0	0-0	0-0	7	2	0	4-4	0	0	0	31
Sept. 14	Furman	26	36	62	6.0-33	4.0-23	1	1-0	1--4	5	1	0	3-3	0	0	0	24
Sept. 27	Duke*	31	42	73	6.0-8	0.0-0	0	0-0	0-0	5	1	0	1-1	0	0	0	10
Oct. 5	at Miami*	32	26	58	9.0-54	7.0-52	2	1-0	4-24	5	9	0	6-6	0	0	0	42
Oct. 12	Rhode Island	29	18	47	4.0-34	3.0-33	0	0-0	0-0	8	7	0	4-4	0	0	0	34
Oct. 19	North Carolina*	33	50	83	9.0-34	5.0-25	0	0-0	0-0	9	8	1	5-5	1	0	0	43
Nov. 2	at Notre Dame																
Nov. 9	Wake Forest*																
Nov. 16	at Georgia Tech*																
Nov. 23	Pitt*																
Nov. 29	at Virginia*																
Totals		224	251	475	49.0-217	25.0-166	3	2-0	6-20	40	32	1	27-27	1	0	0	212
Opponent		261	266	527	41.0-160	15.0-100	5	8-0	5-1	14	17	0	24-23	1	1	0	207

DATE	OPPONENT	PUNTING								FIELD GOALS			KICKOFFS					
		NO	YDS	AVG	LG	BLKD	TB	FC	50+	I20	ATT-MADE	LG	BLKD	NO	YDS	AVG	TB	OB
Aug 31	at Boston College*	6	273	45.5	53	0	0	2	2	1	0-0	0	0	4	245	61.2	1	0
Sept. 7	Old Dominion	3	170	56.7	69	0	1	2	2	2	2-1	24	0	6	349	58.2	2	1
Sept. 14	Furman	4	208	52.0	66	0	1	3	3	2	2-1	35	0	5	325	65.0	5	0
Sept. 27	Duke*	5	206	41.2	53	0	0	2	1	3	1-1	20	0	3	195	65.0	3	0
Oct. 5	at Miami*	7	353	50.4	57	0	0	5	5	2	0-0	0	0	7	439	62.7	4	2
Oct. 12	Rhode Island	1	39	39.0	39	0	0	1	0	0	2-2	22	0	7	451	64.4	6	0
Oct. 19	North Carolina*	6	295	49.2	61	0	3	1	3	2	4-2	38	0	6	390	65.0	6	0
Nov. 2	at Notre Dame																	
Nov. 9	Wake Forest*																	
Nov. 16	at Georgia Tech*																	
Nov. 23	Pitt*																	
Nov. 29	at Virginia*																	
Totals		32	1544	48.2	69	0	5	16	16	12	11-7	38	0	38	2394	63.0	27	3
Opponent		33	1359	41.2	57	0	2	14	5	10	11-8	41	1	37	2285	61.8	17	0

2019 STATISTICS

OPPONENT TEAM STATISTICS

DATE	OPPONENT	NO.	RUSHING				REVEIVING				PASSING				KICK RETURN				PUNT RETURN				TOT OFF
			YDS	TD	LG	NO.	YDS	TD	LG	CMP-ATT-INT	YDS	TD	LG	NO	YDS	TD	LG	NO	YDS	TD	LG		
Aug 31	at Boston College*	48	157	3	28	15	275	2	58	15-27-1	275	2	58	3	55	0	20	4	23	0	12	432	
Sept. 7	Old Dominion	43	202	2	33	16	122	0	25	16-30-0	122	0	25	2	48	0	26	0	0	0	0	324	
Sept. 14	Furman	42	163	2	48	9	68	0	13	9-16-1	68	0	13	0	0	0	0	0	0	0	0	231	
Sept. 27	Duke*	41	234	3	42	21	188	3	25	21-28-0	188	3	25	0	0	0	0	1	20	0	20	422	
Oct. 5	at Miami*	23	94	1	62	32	469	4	51	32-55-4	469	4	51	1	22	0	22	1	29	0	29	563	
Oct. 12	Rhode Island	15	24	0	22	26	286	1	51	26-48-0	286	1	51	1	11	0	11	0	0	0	0	310	
Oct. 19	North Carolina*	40	143	0	28	26	348	5	68	26-49-0	348	5	68	0	0	0	0	0	0	0	0	491	
Nov. 2	at Notre Dame																						
Nov. 9	Wake Forest*																						
Nov. 16	at Georgia Tech*																						
Nov. 23	Pitt*																						
Nov. 29	at Virginia*																						
	Opponent totals	252	1017	11	62	145	1756	15	68	145-253-6	1756	15	68	7	136	0	26	6	72	0	29	2773	
	Virginia Tech	310	1226	10	54	110	1540	17	72	110-185-5	1540	17	72	19	361	0	71	7	48	0	25	2766	

Games: 7

Avg/rush: 4.0

Avg/catch: 12.1

Pass effic: 130.44

KR avg: 19.4

PR avg: 12.0

All purpose avg/game: 426.0

Total offense avg/gm: 396.1

DATE	OPPONENT	TACKLES				SACKS NO-YDS	FUMBLE		PASS DEFENSE			BLKD KICK	PAT ATTEMPTS			SAF	PTS
		SOLO	AST	TOTAL	TFL-YDS		FF	FR-YDS	INT-YDS	QBH	BRK		KICK	RUN	RCV		
Aug 31	at Boston College*	44	46	90	8.0-26	2.0-12	1	2-0	3-0	1	4	0	5-5	0	0	0	35
Sept. 7	Old Dominion	33	42	75	7.0-14	1.0-5	2	2-0	0-0	0	2	0	2-2	0	0	0	17
Sept. 14	Furman	35	36	71	6.0-37	4.0-29	1	1-0	1-1	2	1	0	2-2	0	0	0	17
Sept. 27	Duke*	33	44	77	3.0-14	1.0-9	0	1-0	1-0	5	3	0	6-6	0	0	0	45
Oct. 5	at Miami*	40	16	56	5.0-16	2.0-13	0	0-0	0-0	3	2	0	4-3	1	0	0	35
Oct. 12	Rhode Island	34	38	72	5.0-24	2.0-11	0	0-0	0-0	2	2	0	0-0	0	1	0	17
Oct. 19	North Carolina*	42	44	86	7.0-29	3.0-21	1	2-0	0-0	1	3	0	5-5	0	0	0	41
Nov. 2	at Notre Dame																
Nov. 9	Wake Forest*																
Nov. 16	at Georgia Tech*																
Nov. 23	Pitt*																
Nov. 29	at Virginia*																
	Opponent totals	261	266	527	41.0-160	15.0-100	5	8-0	5-1	14	17	0	24-23	1	1	0	207
	Virginia Tech	224	251	475	49.0-217	25.0-166	3	2-0	6-20	40	32	1	27-27	1	0	0	212

DATE	OPPONENT	PUNTING							FIELD GOALS			KICKOFFS						
		NO	YDS	AVG	LG	BLKD	TB	FC	50+	I20	ATT-MADE	LG	BLKD	NO	YDS	AVG	TB	OB
Aug 31	at Boston College*	6	231	38.5	48	0	0	2	0	1	1-0	0	0	6	387	64.5	3	0
Sept. 7	Old Dominion	5	205	41.0	49	0	0	1	0	2	1-1	34	0	4	243	60.8	1	0
Sept. 14	Furman	6	252	42.0	52	0	0	1	1	4	1-1	22	0	3	194	64.7	2	0
Sept. 27	Duke*	4	169	42.2	55	0	0	3	1	1	1-1	31	0	8	494	61.8	2	0
Oct. 5	at Miami*	3	146	48.7	57	0	1	1	2	0	0-0	0	0	5	312	62.4	3	0
Oct. 12	Rhode Island	2	79	39.5	44	0	0	2	0	1	3-3	41	0	5	271	54.2	1	0
Oct. 19	North Carolina*	7	277	39.6	52	0	1	4	1	1	4-2	29	1	6	384	64.0	5	0
Nov. 2	at Notre Dame																	
Nov. 9	Wake Forest*																	
Nov. 16	at Georgia Tech*																	
Nov. 23	Pitt*																	
Nov. 29	at Virginia*																	
	Opponent totals	33	1359	41.2	57	0	2	14	5	10	11-8	41	1	37	2285	61.8	17	0
	Virginia Tech	32	1544	48.2	69	0	5	16	16	12	11-7	38	0	38	2394	63.0	27	3

The Last Time

TEAM

Scored 90+ points	99, vs. Emory & Henry (11/22/19)
Scored 80-89 points	86, vs. Roanoke College (9/30/1905)
Scored 70-79 points	77, vs. Akron (10/14/95)
Scored 60-69 points	62, vs. William & Mary (9/08/18)
Scored 50-59 points	59, vs North Carolina (10/21/17)
Scored 40-49 points	43, vs. North Carolina (10/19/19)
Back-to-back 40+ games	vs. BC (49), vs. ECU (54), 2016
Three straight 40+ games	at NCSU (41), vs. CMU (45), vs. WF (52), 2010
Four straight 40+ games	NCSU (41), CMU (45), WF (52), Duke (44), 2010
Rushed for 500+ yards	500, at Pittsburgh (9/11/93)
Rushed for 400-499 yards	444, vs. Marshall (9/12/09)
Rushed for 300-399 yards	318, at Old Dominion (9/22/18)
Rushed for 200-299 yards	254, vs. North Carolina (10/19/19)
Passed for 500+ yards	504, at Syracuse (11/09/02)
Passed for 400-499 yards	406, at Pittsburgh (10/27/16)
Passed for 300-399 yards	344, at Boston College (8/31/19)
Passed for 200-299 yards	272, vs. Old Dominion (9/7/19)
Rushed/Passed for 200+ yards	490, vs. North Carolina (10/19/19)
	254 rush, 239 pass
Had 600+ yards in total offense	600, at Old Dominion (9/22/18)
Had 500-599 yards in total offense	582, vs. ODU (9/23/17)
Scored on first offensive play	vs. Appalachian State, 2011
	David Wilson, 20-yard run
Won on final offensive play	vs. North Carolina (10/19/19)
	Quincy Patterson II rush
Lost on final offensive play	North Carolina (11/21/15)
	Quinshad Davis 5-yd pass from Marquise Williams (OT)
Won in overtime	43-41, vs. North Carolina (10/19/19)
Lost in overtime	30-27 (OT), vs. North Carolina (11/21/15)
Recorded a safety	vs. East Carolina (9/24/16)
Recorded two defensive TDs	vs North Carolina (10/21/17)
Zero punts in a game	vs. William & Mary (9/08/18)
Zero sacks allowed in a game	vs. Boston College (11/03/18)
Recorded a shutout	at Virginia (11/24/17)
Held opp. to 0 yards or less rushing	-15, vs. Florida State (11/08/12)
Blocked two kicks in a game	vs. Pitt (11/18/17)
Scored special teams TD	vs. Virginia (11/23/18)
Scored defensive & special teams TD	vs North Carolina (10/21/17)
Played an overtime game	vs. North Carolina (10/19/19)

INDIVIDUAL

Rushed for 200+ yards	253, Darren Evans, vs. Maryland (11/06/08)
Rushed for 150-199 yards	156, Steven Peoples, at ODU (9/22/18)
Two players rushed for 100 yards	NC State (10/02/10)
	(Darren Evans, 160 yds. & Tyrod Taylor, 121 yds.)
Three players rushed for 100 yards	at South Carolina (10/12/74)
	Phil Rogers (120), Roscoe Coles (111) & George Heath (104)
Had 40+ carries	42, Cyrus Lawrence, vs. Memphis St. (10/03/81)
Had 30-39 carries	33, Travon McMillian, at Boston College (10/31/15)
Had 20-29 carries	21, Quincy Patterson vs. North Carolina (10/19/19)
Had two players with 20+ carries	Logan Thomas (23) & Trey Edmunds (22) vs. Marshall (9/21/13)
Rushed for 6 TDs	Tommy Francisco, vs. VMI (11/24/66)
Rushed for 5 TDs	Lee Suggs, at UCF (11/11/00)
Rushed for 4 TDs	Trey Edmunds, at Miami (11/09/13)
Rushed for 3 TDs	David Wilson, vs. Appalachian State (9/03/11)
Rushed for 2 TDs	Steven Peoples at Old Dominion (9/22/18)
Passed for 500+ yards	504, Bryan Randall, at Syracuse (11/09/02)
Passed for 300-499 yards	344, Ryan Willis at Boston College (8/31/19)
Passed for 200-299 yards	272, Ryan Willis vs. Old Dominion)
Two QBs each pass for 100+ yards	at Old Dominion (9/22/18)
	(Josh Jackson, 151 yds. & Ryan Willis, 131 yds.)

Passed for 5 TDs	Josh Jackson, at ECU (9/16/17)
Passed for 4 TDs	Ryan Willis, at Boston College (8/31/19)
Passed for 3 TDs	Hendon Hooker, vs. Rhode Island (10/12/19)
Passed for 2 TDs	Ryan Willis, vs. Old Dominion (9/7/19)
Two QBs with 2 TD passes apiece	Logan Thomas and Mark Leal vs. Appalachian State (9/03/11)
Had 50+ pass attempts	52, Ryan Willis, vs Notre Dame (10/06/18)
Had 40-49 pass attempts	47, at Boston College (8/31/19)
Had 30-39 pass attempts	31, Ryan Willis, vs. Cincinnati (12/31/18)
Had 20-29 pass attempts	28, Ryan Willis, vs. Old Dominion (9/7/19))
Had 30+ pass completions	31, Ryan Willis, vs Notre Dame (10/06/18)
Had 20-29 pass completions	29, Ryan Willis, at Boston College (8/31/19)
QB rush/pass for 100 yards	Logan Thoms vs. Duke (10/26/13)
	(101 rush, 214 pass)
Had 10+ receptions	12, Damon Hazelton, vs Notre Dame (10/06/18)
Had 250+ yards receiving	279, Ernest Wilford, at Syracuse (11/09/02)
Had 200-249 yards receiving	227, Isaiah Ford, vs. Tulsa (12/26/15)
Had 100+ yards receiving	131, Damon Hazelton at ODU (9/22/18)
Three players with 100+ receiving	at Pittsburgh (10/27/16)
	Isaiah Ford (143), Bucky Hodges (145), Cam Phillips (109)
Had 4 TD receptions	Ernest Wilford at Syracuse (11/09/02)
Had 3 TD receptions	Dalton Keene at Miami (10/5/19)
Had 2 TD receptions	Damon Hazelton , vs. North Carolina (10/19/19)
Intercepted 3 passes	Kendall Fuller, vs. Duke (10/26/13)
Intercepted 2 passes	Caleb Farley, Jermaine Waller at Miami (10/5/19)
Returned a KO for TD	Demitri Knowles, at North Carolina (10/06/12)
Returned punt for TD	Greg Stroman, vs North Carolina (10/21/17)
Returned an INT for TD	Greg Stroman, at Georgia Tech (11/11/17)
Returned a fumble for TD	Ricky Walker, vs North Carolina (10/21/17)
Returned blocked punt for TD	Jovonn Quillen vs. Virginia (11/23/18)
Returned blocked FG for TD	Adonis Alexander vs. Duke (11/05/16)
Returned blocked PAT for 2 pts	Stephan Virgil, vs. East Carolina (8/30/08)
Blocked an extra point	Dadi Nicolas, vs. Miami (10/23/14)
Blocked a FG	Jermaine Waller vs. North Carolina (10/19/19)
Blocked a punt	Tre Turner vs. Virginia (11/23/18)
Scored a def. and special teams TD in a game	DeAngelo Hall vs. Arkansas St. (8/25/02) (49-yd. INT & 69-yd. PR)
Returned two punts for TDs	DeAngelo Hall vs. Syracuse (10/11/03) (58 & 60 yds.)
Successful 2-point conversion	vs. North Carolina (10/19/19)
	Quincy Patterson II, rush
Made 6 FGs	Joey Slye, at Pittsburgh (10/27/16)
Made 5 FGs	Chris Kinzer, vs. Vanderbilt (11/15/86)
Made 4 FGs	Joey Slye, at Boston College (10/31/15)
Made 3 FGs	Brian Johnson, vs Notre Dame (10/06/18)
Kicked a 60+ FG	61, Wayne Latimer, vs. Florida State (10/11/1975)
Kicked a 50-59 FG	50, Joey Slye, at Miami (11/04/17)
Kicked a 40-49 FG	43, Brian Johnson, vs Notre Dame (10/06/18)
Kicked two 40+ yards FGs in one game	Joey Slye, at Virginia (11/28/15)
Kicked a 70+ punt	72, Oscar Bradburn vs. Boston College (11/03/18)
Kicked a 60-69 punt	69, Oscar Bradburn, vs. Old Dominion (9/7/19)

The Last Time – Opponent

TEAM

Scored 70+ points	77, Alabama (10/27/73)
Scored 60-69 points	66, Washington & Lee (11/03/51)
Scored 50-59 points	52, at Pittsburgh (11/10/18)
Scored 40-49 points	49, vs. Georgia Tech (10/25/18)
Rushed for 500+ yards	748, Alabama (10/27/73)
Rushed for 400-499 yards	492, at Pittsburgh (11/10/18)
Rushed for 300-399 yards	309, vs. Georgia Tech (11/12/16)
Rushed for 200-299 yards	256, vs. Cincinnati (12/31/18)
Had 50-99 yards rushing	94, at Miami (10/05/19)
Had FEWER than 50 yards rushing	24 vs. Rhode Island (10/13/19)

Passed for 500+ yards	NEVER
Passed for 400-499 yards	494, at Old Dominion (9/22/18)
Had 50-99 yards passing	68, vs. Furman (9/14/19)
Had FEWER than 50 yards passing	0, vs. Georgia Tech (10/25/18)
Had 800+ yards in total offense	833, Alabama (10/27/73)
Had 700-799 yards in total offense	NEVER
Had 600-699 yards in total offense	654, at Pittsburgh (11/10/18)
Had 500-599 yards in total offense	563, at Miami (10/5/19)

Recorded a safety	Boston College [2] (10/18/08)
Recorded a defensive TD	vs. Clemson (9/30/17)
Shut out Tech	Cincinnati (9/16/95)
Blocked two kicks in a game	Duke (9/16/06)
Scored a special teams TD	vs. Miami (11/17/18)
Scored defensive & special teams TD	Alabama (8/31/13)

INDIVIDUAL

Rushed for 200+ yards	204, Brenden Knox, vs. Marshall (12/01/18)
Rushed for 150-199 yards	120, Justice Hill, vs. Ok State (12/28/17)
Rushed for 100-149 yards	178, Dexter Williams, vs. Notre Dame (10/06/18)
Two players rushed for 100 yards	at Pittsburgh (11/10/18)
Three players rushed for 100 yards	Qadree Ollison (235), Darrin Hall (186)
Had 40+ carries	40, Tobias Oliver vs. Georgia Tech (10/25/18)
Had 35-39 carries	38, Derrick Knight, Boston College (11/22/03)
Rushed for 6 TDs	Willis McGahee, Miami (12/07/02)
Rushed for 5 TDs	NEVER
Rushed for 4 TDs	Chris Brantley, Rutgers (10/31/92)
Rushed for 3 TDs	Qadree Ollison, at Pittsburgh (11/10/18)
Rushed for 2 TDs	Stone Smartt, vs. Old Dominion (9/7/19)
Passed for 500+ yards	NEVER
Passed for 400-499 yards	494, Blake LaRussa, at ODU (9/22/18)
Passed for 300-399 yards	371, Will Grier vs. West Virginia (9/03/17)
Passed for 5 TDs	Sam Howell, vs. North Carolina (10/19/19)
Passed for 4 TDs	N'Kosi Perry, at Miami (10/5/19)
Passed for 3 TDs	Bryce Perkins, vs. Virginia (11/23/18)
Had 50+ pass attempts	53, Will Grier vs. West Virginia (9/03/17)
Had 40-49 pass attempts	49, Sam Howell, vs. North Carolina (10/19/19)
Had 30-39 pass attempts	34, Isaiah Greene, vs. Marshall (12/01/18)
Had 30+ pass completions	30, Blake LaRussa, at ODU (9/22/18)
Had 20-29 pass comps	28, N'Kosi Perry, at Miami (10/5/19)
QB rush/pass for 100 yards	Bryce Perkins, vs. Virginia (11/23/18)
	259 yds passing, 112 yds rushing

Had 11+ receptions	13, Gary Jennings Jr., vs. West Virginia (9/03/17)
Had 250+ yards receiving	NEVER
Had 200-249 yards receiving	224, Cam Worthy, East Carolina (9/13/14)
Had 100+ yards receiving	152, Isaiah Coulter, vs. Rhode Island (10/12/19)
Two players w/100+ yards receiving	at Miami (10/5/19)
	Travis Fulgham, 188, Jonathan Duhart, 142
Had 4 TD receptions	Chris Brantley, Rutgers (10/31/92)
Had 3 TD receptions	Coby Fleener, Stanford (1/03/11)
Had 2 TD receptions	Dazz Newsome, North Carolina (10/19/19)
Intercepted 3 passes	Aaron Beasley, West Virginia (9/22/94)
Intercepted 2 passes	Cordrea Tankersley, vs. Clemson, 2016 (12/03/16)

Returned a KO for TD	Christian Jones, Alabama (8/31/13)
Returned punt for TD	Jeff Thomas, vs. Miami (11/17/18)
Returned an INT for TD	Dorian O'Daniel, vs. Clemson (9/30/17)
Returned/recovered a fumble for TD	Julian Love, vs. Notre Dame (10/06/18)
Returned blocked punt for TD	T.J. Lee, East Carolina (8/30/08)
Returned blocked FG for TD	NEVER
Returned blocked PAT for 2 pts	Nigel Bradham, Florida State (12/04/10)
Blocked an extra point	Richard Ash, Western Michigan (9/27/14)
Blocked a FG	Nasir Adderley, vs. Delaware (9/09/17)
Blocked a punt	Gabriel Terry, Miami (11/1/2012)
2-point conversion	vs. Rhode Island (10/12/19)
	Vito Priore pass to Aaron Parker

Made 6 FGs	NEVER
Made 5 FGs	Alex Henery, Nebraska (9/19/09)
Made 4 FGs	Freeman Jones, at North Carolina (10/13/18)
Made 3 FGs	CJ Carrick, Rhode Island (10/12/19)
Kicked a 60+ FG	NEVER
Kicked a 50-59 FG	51, Cole Murphy, at Syracuse (10/15/16)
Kicked two 50+ FGs	51 & 53, Ross Martin, Duke (10/26/13)
Kicked a 40-49 FG	41, CJ Carrick, vs. Rhode Island (10/12/19)
Kicked a 70+ punt	76, Alex Henery, Nebraska (9/19/09)
Kicked a 60-69 punt	67, Nicholas Conte, vs. Virginia (11/26/16)

TURNOVERS

THE LAST TIME TECH...

Lost two fumbles	vs. North Carolina (10/19/19)
Lost three fumbles	vs. Miami (10/23/14)
Lost four fumbles	vs. Liberty (9/03/16)
Lost five or more fumbles	5, vs. Tennessee (9/10/16)

Threw three interceptions	at Boston College, Ryan Willis (8/31/19)
Threw four interceptions	Logan Thomas vs. Duke (10/26/13)
Threw five interceptions	Maurice DeShazo vs. Virginia (11/19/94)
Threw six or more interceptions	7, vs. Florida St. (10/10/59)

THE LAST TIME AN OPPONENT...

Lost two fumbles	at North Carolina (10/13/18)
Lost three fumbles	vs. Virginia (11/23/18)
Lost four fumbles	Arkansas St. (8/25/02)
Lost five or more fumbles	5, Clemson (9/14/85)
Threw three interceptions	at Florida State (9/03/18)
Threw four interceptions	Miami (10/5/19)
Threw five interceptions	Georgia Tech (11/1/07)
Threw six or more interceptions	6, Rutgers (11/21/98)

GAME ONE



VIRGINIA TECH 28
BOSTON COLLEGE 35

ALUMNI STADIUM • CHESTNUT HILL, MASS. • AUG. 31, 2019 • ATT: 35,213

Despite 344 yards and four touchdowns passing from quarterback Ryan Willis, the Virginia Tech football fell 35-38 to Boston College in an ACC game played Saturday afternoon and a game that marked the season opener for both teams.

The Hokies had won in their previous two visits to Chestnut Hill, but turnovers doomed them in this one, as the Hokies committed five of them and the Eagles scored 14 points off of those turnovers.

Trailing 35-21 late in the fourth quarter, the Hokies went on an 18-play march that used 2:30 off the clock and scored on an 11-yard touchdown pass from Willis to Kaleb Smith with 2:13 remaining. But on the ensuing possession, BC tailback AJ Dillon ran for 11 yards on third-and-9, and the Eagles ran out the clock for the win.

The Hokies actually led early in the game, taking a 14-7 advantage after a 20-yard touchdown pass from Willis to freshman receiver Tayvion Robinson. The extra point gave the Hokies the lead with 11:29 left in the first half.

But the remainder of the second quarter was all BC, as the Eagles took the lead and never trailed again, converting two Tech turnovers into 14 points. BC first tied the game at 14 on a 17-yard touchdown run by Dillon with 7:58 left in the half, and moments later, took advantage of a Willis fumble that gave the Eagles great field position at the Tech 17. That drive ended with a 17-yard touchdown pass from Anthony Brown to Kobay White with 6:20 remaining in the half that gave BC a 21-14 lead.

The critical turnover, though, came toward the end of the first half when Tech's Hezekiah Grimsley muffed a punt, which BC recovered at the Tech 20. Two plays later, Brown scampered into the end zone, giving the Eagles a 28-14 advantage. Tech drove into BC territory on its final drive of the half, but a Willis pass into the end zone was intercepted by BC's Joseph Sparacio.

The Hokies managed to cut the lead to 28-21 on a 10-yard touchdown pass from Willis to James Mitchell with 3:09 left in the third quarter, but the Eagles answered on a 1-yard touchdown run by David Bailey with 7:53 left in the game.

Tech finished with 442 yards of offense, while the Eagles ended with 432 yards.

SCORING	1	2	3	4	F
Virginia Tech	7	7	7	7	28
Boston College	7	21	0	7	35

- 1st - 12:01** BC Flowers 33 yd pass from Brown (Boumerhi kick), (5-67, 1:18)
- 1st - 04:43** VT Grimsley, H 55 yd pass from Willis (Johnson kick), (6-79, 2:51)
- 2nd - 11:29** VT Robinson, T 20 yd pass from Willis (Johnson, B kick), (9-88, 3:31)
- 2nd - 07:58** BC Dillon 17 yd run (Boumerhi kick), (9-75, 3:27)
- 2nd - 06:20** BC White 17 yd pass from Brown (Boumerhi kick), (3-17, 0:42)
- 2nd - 02:08** BC Brown 28 yd run (Boumerhi kick), (2-28, 0:14)
- 3rd - 03:09** VT Mitchell 11 yd pass from Willis (Johnson kick), (11-59, 5:27)
- 4th - 07:53** BC Bailey 1 yd run (Boumerhi kick), (10-56, 3:31)
- 4th - 02:13** VT Smith 11 yd pass from Willis (Johnson kick), (18-83, 5:40)

TEAM STATS	VT	BC
First downs	29	18
Rushing yds.	42-98	48-157
Passing yds.	344	275
Punt return yds.	9	23
Passes	29-47-3	15-27-1
Punts-avg.	6-45.5	6-38.5
Fumbles-lost	0-0	0-0
Penalties-yds.	4-20	6-32
Time of poss.	33:58	26:02

INDIVIDUAL STATS

Rushing — VT: King 10-33, McCleave 11-32, Holston 6-19, Willis 13-13, Turner 1-7; BC: Dillon 23-81, Bailey 12-38, Flowers 3-25, Brown 5-15, Richardson 1-2, TEAM 4 (-4).
Passing — VT: Willis 29-47-3 344; BC: Brown 15-26-0, White 0-1-1.
Receiving — VT: Grimsley 4-98, Robinson 6-72, Smith 4-62, Turner 5-49, Mitchell 2-22, Patterson 2-19, Keene 4-13, McCleave 1-6, King 1-3; BC: Flowers 2-91, White 3-73, Long 4-53, Bailey 1-27, Idrizi 2-20, Dillon 1-9, Burt 1-3, Glines 1- -1.

GAME TWO



OLD DOMINION 17
VIRGINIA TECH 31

LANE STADIUM • BLACKSBURG, VA. • SEPT. 7, 2019 • ATT: 57,282

Virginia Tech grabbed an early lead and never relinquished it en route to a 31-17 nonconference victory over Old Dominion on Saturday afternoon at Lane Stadium.

The victory pushed the Hokies to 1-1 on the season, while ODU fell to 1-1. Tech also avenged last season's 49-35 loss to the Monarchs in Norfolk.

Tech took command on its opening possession, marching 77 yards in 10 plays. A 20-yard pass play from quarterback Ryan Willis to tight end James Mitchell got the Hokies to the ODU 4, and on the next play, Keshawn King scored on a 4-yard run. Brian Johnson's extra point gave the Hokies a 7-0 lead less than 4 minutes into the game.

Tech pushed the lead to 24-3 on a Willis touchdown run on the first drive of the second half. Tech went 93 yards in 12 plays, finishing it off with a 1-yard run by Willis with 6:40 remaining in the third quarter.

The Monarchs made it a game with touchdowns on back-to-back drives spanning the third and fourth quarters. ODU quarterback Stone Smartt scored on a 3-yard run with 1:24 left in the third quarter, and then Smartt added another rushing touchdown minutes later with a 15-yard scamper that cut the Tech lead to 24-17 with 13:15 remaining.

But a long kickoff return by Terius Wheatley put the Hokies in great position, and Tech capitalized when Willis threw a 13-yard touchdown pass to Phil Patterson with just under 12 minutes to go. The Hokies weren't threatened again.

Tech finished with 403 yards of offense – led by Willis' 272 yards passing. ODU had 324 yards of offense.

SCORING	1	2	3	4	F
Old Dominion	3	0	7	7	17
Virginia Tech	10	7	7	7	31

- 1st - 11:30** VT King 4 yd run (Johnson kick), (10-77, 3:30)
- 1st - 04:47** ODU - RICE, Nick 34 yd field goal, (12-48, 6:43)
- 1st - 01:12** VT Johnson 24 yd field goal, (9-70, 3:30)
- 2nd - 05:17** VT Grimsley 9 yd pass from Willis (Johnson kick), (8-59, 2:48)
- 3rd - 06:40** VT Willis 1 yd run (Johnson kick), (12-93, 5:21)
- 3rd - 01:24** ODU SMARTT, Stone 3 yd run (RICE, Nick kick), (10-75, 5:16)
- 3rd - 03:09** VT Mitchell 11 yd pass from Willis (Johnson kick), (11-59, 5:27)
- 4th - 13:15** ODU SMARTT, Stone 15 yd run (RICE, Nick kick), (5-78, 1:34)
- 4th - 11:56** VT Patterson 13 yd pass from Willis (Johnson kick), (3-17, 1:08)

TEAM STATS	ODU	VT
First downs	19	21
Rushing yds.	43-202	39-131
Passing yds.	122	272
Punt return yds.	0	1
Passes	16-30-0	16-28-0
Punts-avg.	5-41.0	3-56.7
Fumbles-lost	1-0	2-2
Penalties-yds.	6-66	6-65
Time of poss.	33:20	26:40

INDIVIDUAL STATS

Rushing — VT: McCleave 20-72, King 6-23, Willis 8-34, Hooker 3-7, Robinson 1-3, Steward 1-0; ODU: Davis 11-81, Strong 8-51, Smartt 16-48, deWeaver 2-8, Watson 1-7, Spencer 1-6, Cunningham 3-2.
Passing — VT: Willis 16-28-0; ODU: Smartt 16-30-0.
Receiving — VT: Robinson 4-62, Turner 3-60, Grimsley 2-45, Patterson 3-44, K. Smith 2-32, Mitchell 1-20, McCleave 1-9; ODU: Williams 3-36, Herslow 3-31, Kumah 3-24, Strong 3-22, Watson 4-9.

GAME THREE

GAME FOUR



FURMAN 17
VIRGINIA TECH 24



DUKE 45
VIRGINIA TECH 10

LANE STADIUM • BLACKSBURG, VA. • SEPT. 14, 2019 • ATT: 52,314

Tré Turner scored second half touchdowns rushing and receiving, helping Virginia Tech rally to a 24-17 nonconference victory over Furman on Saturday at Lane Stadium.

The win marked Tech's second straight and moved the Hokies to 2-1 on the season. Furman fell to 1-2.

The Hokies trailed 14-3 at halftime after Furman converted two Virginia Tech turnovers into touchdowns, but the Hokies scored on their first two possessions of the second half to grab the lead, and then Turner's 29-yard touchdown run with 5:04 remaining sealed the win.

Tech tailback Keshawn King rushed for 119 yards in his first collegiate start, and his 54-yard run on the second play of the second half got the Hokies going. The play set up a 3-yard touchdown run by James Mitchell that cut the Furman lead to 14-10 with 10 minutes left in the third quarter.

A fumble by Furman's Devin Wynn on the ensuing possession was costly, with the Hokies converting on Ryan Willis' 2-yard touchdown pass to Turner with 8:12 left in the third. That score enabled Virginia Tech to grab a 17-14 lead, and it never trailed again.

Turner's 29-yard touchdown run gave Tech some breathing room. The Hokies allowed a Furman field goal late, but recovered an onside kick in the final minute and ran out the clock.

Turner, a receiver, rushed for 68 yards and caught four passes for 29 yards. Willis completed 17 of 21 for 123 yards, with a touchdown and an interception.

Devin Abrams paced Furman (1-2) with 72 yards rushing on 10 carries. The Paladins only had 231 yards of offense.

SCORING	1	2	3	4	F
Furman	0	14	0	3	17
Virginia Tech	3	0	14	7	24

- 1st - 05:37** VT Johnson 35 yd field goal (10-28, 4:34)
- 2nd - 14:56** FUR Devin Abrams 4 yd run (Grayson Atkins kick) (6-41, 3:16)
- 2nd - 05:35** FUR Darren Grainger 15 yd run (Grayson Atkins kick), (9-42, 5:10)
- 3rd - 10:00** VT Mitchell, J 3 yd run (Johnson, B kick), (6-83, 2:15)
- 3rd - 08:12** VT Turner, T 2 yd pass from Willis, R (Johnson, B kick) (4-26, 1:38)
- 4th - 05:04** VT Turner, T 29 yd run (Johnson, B kick) (5-62, 1:51)
- 4th - 01:49** FUR Grayson Atkins 22 yd field goal (10-70, 3:15)

TEAM STATS	FUR	VT
First downs	12	18
Rushing yds.	42-163	43-227
Passing yds.	68	123
Punt return yds.	0	1
Passes	9-16-1	17-21-1
Punts-avg.	6-42.0	4-52.0
Fumbles-lost	1-1	1-1
Penalties-yds.	3-15	6-40
Time of poss.	30:12	29:48

INDIVIDUAL STATS

Rushing — VT: King 12-119, Turner 5-68, McCleave 10-24, Robinson 1-21, Steward 1-3, Mitchell 1-3, Willis 10--5; FUR: Abrams 10-72, Wynn 13-66, Grainger 15-19, Gordon 1-5, Watkins 3-1.

Passing — VT: Willis 17-21-1 123; FUR: Grainger 8-15-1 63.

Receiving — VT: Robinson 4-31, Turner 4-29, K. Smith 2-22, King, 2-16, Keene 2-14, Mitchell 2-10; FUR: Gordon 4-33, Anderson 2-19, Miller 1-8, Wynn 1-5, Armstrong 1-3.

LANE STADIUM • BLACKSBURG, VA. • SEPT. 27, 2019 • ATT: 59,537

Duke quarterback Quentin Harris threw two touchdown passes and ran for a score, lifting the Blue Devils to a 45-10 victory over Virginia Tech in an ACC game played Friday night at Lane Stadium.

With the loss, the Hokies fell to 2-2 on the season, 0-2 in the ACC. Duke moved to 3-1 overall, 1-0 in league play.

The Hokies led 3-0 at the end of the first quarter after a 20-yard field goal by Brian Johnson, but the Blue Devils converted a Tech fumble into a Harris touchdown pass to Noah Gray with a little more than 11 minutes left in the half. That started a string in which Duke scored touchdowns on three straight possessions to end the first half.

Duke added to its lead in the third quarter with a 32-yard field goal from AJ Reed and a 42-yard touchdown run by Harris.

Tech's lone score in the second half came on a 72-yard touchdown pass from quarterback Ryan Willis to Damon Hazelton with 2:31 remaining in the third quarter.

Deshawn McCleave rushed for 102 yards on 17 carries. Willis completed 7 of 18 for 112 yards, with a touchdown and an interception, as the Hokies finished with just 259 yards.

Harris led the Blue Devils, completing 20 of 27 for 163 yards and two touchdowns. He also rushed for 100 yards on 17 carries on a night when Duke wound up with 422 yard

SCORING	1	2	3	4	F
Duke	0	21	10	14	45
Virginia Tech	3	0	7	0	10

- 1st - 00:27** VT Johnson 20 yd field goal (10-38, 5:19)
- 2nd - 11:20** DU Gray, N 16 yd pass from Harris (Reed kick) (1-16, 0:05)
- 2nd - 06:43** DU Gray, N 1 yd pass from Harris (Reed kick) (9-67, 3:32)
- 2nd - 00:39** DU Jackson, D 25 yd pass from Calhoun (Reed kick) (9-91, 3:46)
- 3rd - 05:56** DU Reed 31 yd field goal (10-49, 3:08)
- 3rd - 03:30** DU Harris 42 yd run (Reed kick) (1-42, 0:08)
- 3rd - 02:21** VT Hazelton, D 72 yd pass from Willis (Johnson kick) (3-78, 0:54)
- 4th - 12:25** DU Jackson, D 32 yd run (Reed kick) (10-75, 5:06)
- 4th - 03:37** DU Katrenick, C. 9 yd run (Reed kick) (11-57, 7:24)

TEAM STATS	DU	VT
First downs	24	14
Rushing yds.	41-234	43-139
Passing yds.	188	120
Punt return yds.	20	25
Passes	21-28-0	8-20-1
Punts-avg.	4-42.2	5-41.2
Fumbles-lost	0-0	1-1
Penalties-yds.	8-62	5-52
Time of poss.	32:14	27:46

INDIVIDUAL STATS

Rushing — VT: McCleave 17-102, Steward 7-25, King 6-16, Willis 4-5, Robinson 2-3, Patterson 1-1, Mitchell 1-1, Turner 1-(-4), Hooker 4-(-11); DU: Harris 17-100, Jackson 9-55, Durant 11-29, Parker 1-28, Brown 2-13, Katrenick 1-9

Passing — VT: Willis 7-18-1 112, Hooker 1-2 8; DU: Harris 20-27 163, Calhoun 1-1 25

Receiving — VT: Hazelton 1-72, Robinson 4-25, Grimsley 1-9, Patterson 1-9, McCleave 1-5; DU: Durant 3-53, Gray 6-50, Jackson 5-45, Young 2-22, Bobo 2-12, Calhoun 3-6

GAME FIVE



VIRGINIA TECH 42
MIAMI 35

HARD ROCK STADIUM • MIAMI GARDENS, FL • OCT. 5, 2019 • ATTENDANCE: 53,183

Deshawn McCleave scored on a 3-yard run with 1:03 remaining to lift Virginia Tech to a wild 42-35 ACC victory over Miami on Saturday afternoon at Hard Rock Stadium. With the win, the Hokies moved to 3-2 overall, 1-2 in ACC play. Miami, coming off a bye week, fell to 2-3 overall, 0-2 in the league. Tech also snapped a two-game losing streak to Miami. The Hokies managed to pull out the victory despite squandering a 28-0 first half lead. Miami rallied in the fourth quarter, scoring 21 unanswered points – the final seven on a 62-yard run by DeeJay Dallas that tied the game at 28 with 3:16 remaining. But the Hokies answered. Tech went on a 63-yard march that took five plays and scored on a 3-yard run by McCleave that gave it a 42-35 edge with 1:03 left. Miami had one last chance. The 'Canes drove to the Tech 10 on the ensuing possession, but Tech linebacker Alan Tisdale broke up a N’Kosi Perry pass on the game’s final play to seal the victory for the Hokies. The Hokies grabbed that 28-0 lead primarily because Tech’s defense forced five first half turnovers. The Hokies intercepted Miami quarterback Jarren Williams on each of the ‘Canes first three possessions. Jermaine Waller intercepted two of those, and Tech scored touchdowns off both, with Hendon Hooker – making his first collegiate start – rushing for a score and throwing a 20-yard touchdown pass to tight end Dalton Keene. The Hokies later converted a Mike Harley fumble in a 1-yard touchdown run by James Mitchell. Tech also scored in a more traditional fashion. The Hokies went on a 12-play, 80-yard march spanning the first and second quarter that ended with Hooker’s second touchdown pass to Keene – a 17-yarder that gave Tech a 28-0 advantage early in the second quarter. In the fourth quarter, Hooker threw a 5-yard touchdown pass to Keene to give the Hokies a 35-14 lead before Miami rallied to tie the game. Taking over for Ryan Willis, Hooker, a redshirt sophomore completed 10 of 20 passes for 184 yards, with three touchdowns, and he also rushed for 76 yards and a score. Keene caught five passes for 73 yards and three touchdowns. Tech’s defense finished with nine tackles for a loss and a season-high seven sacks.

SCORING	1	2	3	4	F
Virginia Tech	21	7	0	14	42
Miami	0	7	7	21	35

- 1st - 09:48** VT Hooker 12 yd run (Johnson kick) (8-48, 3:54)
- 1st - 03:19** VT Keene 20 yd pass (Johnson kick) (2-23, 0:36)
- 1st - 02:16** VT Mitchell 1 yd run (Johnson kick) (4-20, 0:54)
- 2nd - 09:30** VT Keene 17 yd pass (Johnson kick) (12-80, 6:02)
- 2nd - 0:00** UM Pope 38 yd pass (Baxa kick) (5-84, 0:53)
- 3rd - 09:38** UM Jordan 6 yd pass (Baxa kick) (8-88, 3:33)
- 4th - 12:43** VT Keene 5 yd pass (Johnson kick) (4-80, 1:35)
- 4th - 07:03** UM Thomas 13 yd pass (Baxa kick) (10-65, 5:40)
- 4th - 04:55** UM Thomas 25 yd pass (Dallas rush) (6-61, 1:12)
- 4th - 03:16** UM Dallas 62 yd rush (Baxa kick failed) (2-69, 0:50)
- 4th - 01:03** VT McCleave 3 yd run (Johnson kick) (5-63, 2:13)

TEAM STATS	VT	UM
First downs	17	27
Rushing yds.	43-153	23-94
Passing yds.	184	469
Punt return yds.	3	29
Passes	10-20-0	32-55-4
Punts-avg.	7-50.1	3-48.7
Fumbles-lost	0-0	2-1
Penalties-yds.	5-50	11-90
Time of poss.	28:45	31:15

INDIVIDUAL STATS

Rushing — VT: Hooker 16-76, McCleave 14-57, King 12-19, Mitchell 1-1; UM: Dallas 6-66, Harris 2-19, Harley 2-18, Thomas 1-8, Murphy 1-1, Williams 2-(-2), Perry 9-(-16).
Passing — VT: Hooker 10-20-0 184; UM: Perry 28-47-1 422, Williams 4-7-3 47, Team 0-1-0 0.
Receiving — VT: Mitchell 3-75, Keene 5-73, Hazelton 1-29, Robinson 1-7; UM: Jordan 7-136, Thomas 6-124, Wiggins 4-64, Pope 2-45, Osborn 3-44, Harley 5-36, Dallas 3-12, Harris 1-6, Parrot 1-2.

GAME SIX



RHODE ISLAND 17
VIRGINIA TECH 34

LANE STADIUM • BLACKSBURG, VA • OCT. 12, 2019 • ATTENDANCE: 51,716

Virginia Tech quarterback Hendon Hooker threw three touchdown passes, including two to Damon Hazelton, and the Hokies pulled away in the second half to down Rhode Island 34-17 in a nonconference game Saturday afternoon at Lane Stadium. With the victory, the Hokies moved to 4-2 on the season. Rhode Island fell to 1-5. After throwing three touchdown passes in his first collegiate last weekend in the Hokies’ 42-35 victory over Miami, Hooker again played well for Tech, guiding the Hokies on scoring drives on five of their first six possessions. He completed touchdown passes of 9 and 37 yards to Hazelton and 3 yards to tight end Dalton Keene. Tech grabbed a 10-0 lead in the first quarter and never trailed. Brian Johnson’s 22-yard field goal capped Tech’s first drive of the game, and then the 9-yard touchdown pass to Hazelton gave the Hokies a 10-point lead. Hooker’s second touchdown pass to Hazelton enabled the Hokies to take a 17-6 lead at halftime. Rhode Island cut the Tech lead to 3 on a 9-yard touchdown pass from Vito Priore to Ahmere Dorsey on the Rams first possession of the second half. Rhode Island went for two points and got it, cutting the Hokie lead to 17-14 with 12:26 left in the third. But Tech answered, as a 10-play 93-yard drive ended with Hooker’s touchdown pass to Keene to give the Hokies a 24-14 lead. Tech then scored 10 fourth quarter points to put the game away. Hooker completed 16 of 27 for 261 yards, and more importantly, did not throw an interception. Hazelton caught five passes for 93 yards and the two touchdowns, and Deshawn McCleave rushed for 124 yards and a score. Tech, which scored on six of eight possessions, finished with a season-high 485 yards of offense.

KEY PLAY

Tech made several big plays in this one, but one of the biggest – maybe the biggest – came toward the end of the first quarter. The Hokies led 3-0 and faced third-and-9 from the Rhode Island 19. Hooker couldn’t connect with Hazelton, but the Rams’ Rashod Dickerson was flagged for pass interference, giving the Hokies a first down at the Rhode Island 4. Two plays later, Hooker hit Hazelton on the 9-yard touchdown pass to give the Hokies a 10-0 lead, and they were off and running.

SCORING	1	2	3	4	F
Rhode Island	0	6	11	0	17
Virginia Tech	10	7	7	10	34

- 1st - 08:44** VT Johnson 22 yd field goal (13-81, 6:16)
- 1st - 01:17** VT Hazelton 9 yd pass from Hooker (Johnson kick) (9-86, 2:59)
- 2nd - 12:15** URI Carrick 41 yd field goal (7-51, 4:02)
- 2nd - 09:46** VT Hazelton 37 yd pass from Hooker (Johnson kick) (6-66, 2:28)
- 2nd - 03:29** URI Carrick 36 yd field goal (14-56, 6:17)
- 3rd - 12:26** URI Dorsey 9 yd pass from Priore (Parker pass) (8-75, 2:34)
- 3rd - 07:57** VT Keene 3 yd pass from Hooker (Johnson kick) (10-93, 4:25)
- 3rd - 02:37** URI Carrick 41 yd field goal (10-60, 5:16)
- 4th - 13:41** VT McCleave 1 yd run (Johnson kick) (9-75, 3:56)
- 4th - 02:06** VT Johnson 22 yd field goal (10-76, 5:27)

TEAM STATS	URI	VT
First downs	18	25
Rushing yds.	24	224
Passing yds.	286	261
Punt return yds.	0	0
Passes	26-48-0	16-28-0
Punts-avg.	2-29.5	1-39
Fumbles-lost	0-0	1-0
Penalties-yds.	8-67	6-54
Time of poss.	28:54	31:06

INDIVIDUAL STATS

Rushing — VT: McCleave 12-124, Hooker 15-43, King 6-30, Gary 4-24, Robinson 2-13, Team 1-(-10); URI: Bryant 10-54, Jones 1-3, Parker 1-0, Priore 3-(-33).

Passing — VT: Hooker 16-28-261 Robinson 0-1-0; URI: Priore 26-47-286, Parker 0-1-0

Receiving — VT: Hazelton 5-93, Keene 4-53, Robinson 4-48, King 1-40, Mitchell 1-27, Simmons 1-0; URI: Coulter 9-152, Parker 5-64, Dorsey 4-34, Bryant 5-19, Lee 1-14, Antrum 2-3.

GAME SEVEN



NORTH CAROLINA 41
VIRGINIA TECH 43

LANE STADIUM • BLACKSBURG, VA • OCT. 19, 2019 • ATTENDANCE: 65,632

BLACKSBURG – Quincy Patterson’s two-point conversion run in the sixth overtime lifted Virginia Tech a wild 43-41 victory over North Carolina on Saturday at Lane Stadium in the longest game in ACC history.

With the victory, the Hokies moved to 5-2 overall, 2-2 in the ACC, and they beat North Carolina for the fourth consecutive time. The Tar Heels fell to 3-4 overall, 2-2 in league play.

The game marked the nationwide debut of college football’s new overtime rules, which now call for going for two points after the fourth overtime. Both teams misfired on opportunities to win the game in earlier overtime periods, as Tech kicker Brian Johnson missed game-winning attempts from 41 and 42 yards and North Carolina kicker Noah Ruggles missed from 35 yards and had a 44-yard attempt blocked.

In the fifth overtime, the Hokies had the ball first, but Patterson’s pass to Damon Hazelton was broken up by the Tar Heels’ Storm Duck, giving the Tar Heels an opportunity to win the game.

North Carolina, though, couldn’t convert. Tech’s Khalil Ladler read a pitch play perfectly and tackled Michael Carter for a loss, sending the game into a sixth overtime. The Tar Heels received the ball first, but Ladler and others sacked quarterback Sam Howell, setting up Patterson’s game-winning conversion.

Patterson – the Hokies’ third-team quarterback coming into the game – played because of an injury to starter Hendon Hooker, who went down with a leg injury late in the first half. Ryan Willis threw a touchdown pass to Hazelton with 19 seconds left in the first half and then played the first two series of the second half before head coach Justin Fuente elected to go with Patterson the rest of the way.

Patterson rushed for 122 yards on 21 carries and threw for 54 yards and a touchdown to pace the Hokies, who finished with a season-high 490 yards of offense.

	1st	2nd	3rd	4th	OT	OT	OT	OT	OT	OT	F
North Carolina	10	7	7	7	3	7	0	0	0	0	41
Virginia Tech	7	14	0	10	3	7	0	0	0	2	43

- 1st - 14:12** NC Newsome 47 yd pass from Howell (Ruggles kick) (4-75, 0:48)
- 1st - 10:47** NC Ruggles 26 yd field goal (7-25, 2:20)
- 1st - 00:02** VT Turner 55 yd pass from Hooker (Johnson kick) (5-80, 2:01)
- 2nd - 06:55** NC Newsome 10 yd pass from Howell (Ruggles kick) (9-81, 3:59)
- 2nd - 03:29** VT McCleese 2 yd run (Johnson kick) (8-75, 3:26)
- 2nd - 00:19** VT Hazelton 11 yd pass from Willis (Johnson kick) (7-64, 2:39)
- 3rd - 09:27** NC Groves 6 yd pass from Howell (Ruggles kick) (8-71, 3:48)
- 4th - 09:29** VT Johnson 23 yd field goal (13-61, 6:49)
- 4th - 05:11** NC Green 68 yd pass from Howell (Ruggles kick) (3-80, 1:06)
- 4th - 04:31** VT Patterson 53 yd run (Johnson kick) (2-75, 0:40)
- OT - 15:00** VT Johnson 38 yd field goal (4-5, 0:00)
- OT - 15:00** NC Ruggles 29 yd field goal (7-13, 0:00)
- OT - 15:00** NC Corrales 8 yd pass from Howell (Ruggles kick) (6-25, 0:00)
- OT - 15:00** VT Hazelton 18 yd pass from Patterson (Johnson kick) (4-25, 0:00)
- OT - 15:00** VT Patterson 2 yd run (1-2, 0:00)

TEAM STATS	NC	VT
First downs	23	23
Rushing yds.	143	254
Passing yds.	348	236
Punt return yds.	0	9
Passes	26-49-0	14-21-0
Punts-avg.	7-277	6-295
Fumbles-lost	0-0	3-2
Penalties-yds.	9-69	5-36
Time of poss.	27:08	32:52

INDIVIDUAL STATS

Rushing — VT: Patterson II 21-122, McCleese 13-72, Hooker 10-41, Keene 7-25, Willis 4-(-13), Team 2-(-2), Robinson 1-(-1), Hazelton 1-3, Turner 1-7.; NC: Carter 13-91, Williams 11-37, Williams 4-22, Newsome 1-3, Surratt 1-0, Howell 10-(-10)

Passing — VT: Hooker 8-12-127, Willis 3-3-55, Patterson II 3-6-54; NC: Howell 26-49-348

Receiving — VT: Turner 5-106, Hazelton 3-43, Mitchell 2-23, Robinson 1-22, McCleese 1-19, Keene 1-18, Smith 1-5; NC: Newsome 9-112, Green 1-68, Brown 2-53, Corrales 5-48, Walston 4-29, Groves 3-27, Williams 1-14, Carter 1-(-3).