



NOTRE DAME

HOCKEY

FIGHTING IRISH MEDIA

Director
Athletics Communications

Dan Colleran

dcollera@nd.edu

574-339-9810 (cell)

GAME 13

#5/4 NOTRE DAME VS. #16/15 BOWLING GREEN

NOVEMBER 29

THE MATCH-UP

Game 13	Friday, November 29 7 p.m. ET	Compton Family Ice Arena Notre Dame, Indiana
Records	Notre Dame Fighting Irish 8-2-2, 4-2-2-1 B1G	Bowling Green Falcons 8-5-0, 5-3-0-0 WCHA
TV & Streaming Coverage	TV: None Streaming: NBCSports.com/NBC Sports App	PxP: Conor Clingen Analyst: Jack Kizer
Radio/Audio Coverage	94.3 FM (South Bend) & UND.com	Darin Pritchett

THE SERIES

All-Time	ND, 60-38-8	Last: ND, 4-3 March 16, 2013 Notre Dame, Ind. Compton Family Ice Arena
Home	ND, 33-12-5	Last: ND, 4-3 March 16, 2013 Notre Dame, Ind. Compton Family Ice Arena

COUNTDOWN TO PUCK DROP

509	With Notre Dame's 3-2 win over Penn State in the Big Ten Tournament championship game last season, head coach Jeff Jackson recorded his 500th career win. He now has 509 career wins, which ranks second among active NCAA DI head coaches (spanning six seasons at Lake Superior State and 14+ seasons at Notre Dame).
59	Over the past three seasons (2017-18, 2018-19 and 2019-20), Notre Dame has totaled 59 wins to rank tied for third in the NCAA and first in the Big Ten over that span: 1. Minnesota State (71); 2. Minnesota Duluth (61); 3. Notre Dame (59) and Clarkson (59); 5. Northeastern (58).
13	Thirteen sets of brothers have suited up for the Irish, including current sets of brothers Cal and Cam Burke and Matt and Alex Steeves .
10	Dating back to the start of the 2018 Big Ten Tournament, the Irish have a 10-game home winning streak which is tied for the third longest home unbeaten streak in the country: UMass (16; 15-0-1), Harvard (13; 12-0-1); Notre Dame (10; 10-0-0), Maine (10; 9-0-1).
9	Nine former Fighting Irish players have appeared on NHL rosters so far this season, including: Anders Bjork (Boston Bruins), Ian Cole (Colorado Avalanche), Dennis Gilbert (Chicago Blackhawks), Vinnie Hinostroza (Arizona Coyotes), Anders Lee (New York Islanders), Kyle Palmieri (New Jersey Devils), Bryan Rust (Pittsburgh Penguins) and Riley Sheahan (Edmonton Oilers) and T.J. Tynan (Colorado Avalanche).
8	With the 2019 Big Ten tournament title, Notre Dame has won eight conference championships in program history, each under Jeff Jackson (three regular-season).
6	With freshman Trevor Janicke joining the program, six father-son combinations have played for the Irish including Trevor and his father, Curtis '93 , as well as sophomore Graham Slaggett and his father/Associate Head Coach Andy Slaggett '89 .
5.25	The Irish are 4-0-0 in non-conference play this season and are averaging 5.25 goals per game - the top mark in the NCAA for non-conference play.
4	Notre Dame has an active four-year NCAA tournament appearance streak, including Frozen Four appearances in 2017 and 2018, which is the longest streak in program history and is the fourth-longest active streak in the NCAA (the Irish have also appeared in seven of the last 10 NCAA Tournaments).
3	Cam Morrison has three career overtime goals, which is tied for the active lead across the NCAA. Two of his three overtime winners have come in postseason play, clinching the 2018 Big Ten Tournament championship with a goal against Ohio State and sending the Irish to the 2019 NCAA Northeast Regional Final with the OT winner versus Clarkson.

2019-20 SCHEDULE // RESULTS

Date	ND Rk	Opp Rk	Opponent	Location	TV	Time/Score
Oct. 6	9/10	--/--	USNTDP (exh.)	Plymouth, Mich.	CN-900 (Det.)	W, 4-2
Oct. 11	8/9	RV/--	Air Force	Notre Dame, Ind.	NBCSN	W, 4-3
Oct. 13	8/9	RV/--	Air Force	Notre Dame, Ind.	NHLN/NBCSC+	W, 6-1
Oct. 25	5/4	--/--	Lake Superior State	Notre Dame, Ind.	NBCSN	W, 5-2
Oct. 26	5/4	--/--	Lake Superior State	Notre Dame, Ind.	NHLN/NBCSC+	W, 6-4
Nov. 1	5/4	RV/--	at Minnesota	Minneapolis, Min.	BTN	T, 2-2 (ot)
Nov. 2	5/4	RV/--	at Minnesota	Minneapolis, Min.	FSN	W, 5-3
Nov. 8	5/5	9/8	Ohio State	Notre Dame, Ind.	NBCSN	W, 3-2 (ot)
Nov. 9	5/5	9/8	Ohio State	Notre Dame, Ind.	SNY	W, 2-1
Nov. 15	4/3	15/15	at Wisconsin	Madison, Wisc.	FSW	L, 3-0
Nov. 16	4/3	15/15	at Wisconsin	Madison, Wisc.	BTN+	W, 5-4 (ot)
Nov. 22	3/3	--/--	at Michigan State	East Lansing, Mich.	BTN+	T, 1-1 (ot)
Nov. 23	3/3	--/--	at Michigan State	East Lansing, Mich.	BTN+	L, 3-2
Nov. 29	5/4	16/15	Bowling Green	Notre Dame, Ind.	NBCApp	7 p.m.
Nov. 30	5/4	16/15	at Bowling Green	Bowling Green, Ohio	FloHockey	7 p.m.
Dec. 6			at Boston College	Boston, Mass.	CBS All-Access	7 p.m.
Dec. 8			Boston College	Notre Dame, Ind.	NBCSP+	5 p.m.
Dec. 13			Penn State	Notre Dame, Ind.	NHLN/NBCSC+	7 p.m.
Dec. 14			Penn State	Notre Dame, Ind.	NBCApp	6 p.m.
Jan. 3			Western Michigan	Notre Dame, Ind.	NBCSN	7 p.m.
Jan. 5			at Western Minnesota	Kalamazoo, Mich.		5 p.m.
Jan. 10			Michigan	Notre Dame, Ind.	NBCSN	7 p.m.
Jan. 11			Michigan	Notre Dame, Ind.		6 p.m.
Jan. 17			at Ohio State	Columbus, Ohio		6 p.m.
Jan. 18			at Ohio State	Columbus, Ohio		5 p.m.
Jan. 24			Wisconsin	Notre Dame, Ind.	NBCSC+/NBCSP+	7 p.m.
Jan. 25			Wisconsin	Notre Dame, Ind.	NBCSC+/NBCSP+	6 p.m.
Jan. 31			at Penn State	State College, Pa.	BTN	6 p.m.
Feb. 1			at Penn State	State College, Pa.		6 p.m.
Feb. 14			Minnesota	Notre Dame, Ind.	NBCSN	7 p.m.
Feb. 15			Minnesota	Notre Dame, Ind.	NBCSC+/NBCSP+	6 p.m.
Feb. 21			at Michigan	Ann Arbor, Mich.	BTN	6 p.m.
Feb. 22			at Michigan	Ann Arbor, Mich.	BTN	4 p.m.
Feb. 28			Michigan State	Notre Dame, Ind.	NBCSN	7 p.m.
Feb. 29			Michigan State	Notre Dame, Ind.	NBCSP+	6 p.m.
March 6-8			B1G Quarterfinals	Campus Sites		TBA
March 14			B1G Semifinals	Campus Sites		TBA
March 21			B1G Championship	Campus Site		TBA
March 27-29			NCAA Regionals	TBD		TBA
April 9-11			NCAA Frozen Four	Detroit, Mich.		TBA

-- Rankings: USCHO.com/USA Today/USA HM; ranking listed at time of game | All times Eastern |

-- TV: NBC Sports Network [NBCSN] | NBC Sports Chicago+ [NBCSC+] | NBC Sports Philadelphia+ [NBCSP+] | Big Ten Network [BTN] | Fox Sports North.+ [FSN] | Fox Sports Midwest [FSW] | SportsNet New York [SNY]

UNIVERSITY INFORMATION

School	University of Notre Dame
Location	Notre Dame, IN 46556
Founded	1842
Enrollment	8,530 (undergraduate), 12,393 (total)
Nickname	Fighting Irish
Colors	Gold and Blue
Affiliation	NCAA Division I
Conference	Big Ten (B1G)
President	Rev. John I. Jenkins
Provost	Thomas Burish
NCAA Faculty Representative	Patricia Bellia (Harvard '91)
Athletics Director	Jack Swarbrick (Notre Dame '76)
Sr. Assoc. Athletic Director/Sport Admin.	Tom Nevala (Notre Dame '90)
Ticket Office Phone	(574) 631-7356
Home Ice (capacity)	Compton Family Ice Arena (4,850) Charles "Lefty" Smith Rink
Ice Surface	200 x 90

HOCKEY STAFF INFORMATION

Head Coach	Jeff Jackson (Michigan State '78)
Record at Notre Dame	327-193-59 (15th season)
Record Overall	509-245-84 (21st season)
Regular Season Big Ten Record	32-19-5 (third season)
Associate Head Coach	Paul Pooley (Ohio State '84)
Associate Head Coach	Andy Slaggert (Notre Dame '89)
Volunteer Assistant Coach	Kyle Lawson (Notre Dame '10)
Coordinator of Hockey Operations	Nick Seirgiej (Wisconsin-River Falls '06)
Athletic Trainer	Kevin Ricks
Equipment Specialist	Ron Grove
Strength and Conditioning Coach	Tony Rolinski
Administrative Assistant	Sue Halasz
Hockey Office Phone	(574) 631-3630

TEAM INFORMATION

2018-19 Overall Record	23-14-3
2018-19 Big Ten Record/Finish	11-11-2 (2nd)
2018-19 Post Season	Big Ten Champions NCAA Northeast Regional Final
Letter Winners Returning	20 (11 forwards, 6 defensemen, 3 goaltenders)
Letter Winners Lost	6 (4 forwards, 2 defensemen)
Newcomers	8 (5 forwards, 2 defenseman, 1 goaltender)
2019-20 Captain	Cal Burke
2019-20 Alternate Captains	Tory Dello, Cale Morris
NCAA Appearances	10 (Last: 2019)
NCAA Frozen Four Appearances	Four (2008, 2011, 2017, 2018)
All-Americans	15 players/16 times (Last: Bobby Nardella 2019)
Academic All-Americans	Nine (Last: Peter Schneider in 2015)

FOR STARTERS

- Notre Dame and Bowling Green will be meeting for the first time since the 2012-13 season - the final year of CCHA play.
- The Fighting Irish went 5-1-0 against the Falcons that season, including a CCHA quarterfinal series sweep at the Compton Family Ice Arena (March 1-2) that included a game one overtime winner from Bryan Rust and a pair of Rust goals to go along with Anders Lee's game winner in game two.
- After four consecutive games on the road, Notre Dame opens the weekend series against Bowling Green at home but remains in the midst of playing six of seven games on the road.
- Notre Dame is 4-0-0 this season in non-conference play and leads the country with a 5.25 goals-per game mark in non-conference games.
- There are seven unbeaten teams remaining in non-conference play: Army (2-0-0), Cornell (2-0-0), Denver (8-0-0), UMass (4-0-0), Minnesota State (3-0-1), Notre Dame (4-0-0) and Princeton (1-0-1).
- With a weekend sweep of the Buckeyes on Nov. 8-9, the Irish extended their winning streak at the Compton Family Ice Arena to 10 games dating back to the start of the 2018 Big Ten Tournament (March 9, 2018).
- The 10-game home unbeaten streak is tied for the third longest active streak in the country: UMass (16 games; 15-0-1), Harvard (13 games; 12-0-1); Notre Dame (10 games; 10-0-0), Maine (10 games; 9-0-1).
- Notre Dame has posted six comeback wins this season, including three third period comebacks (both wins over Ohio State and the overtime victory at Wisconsin) and added a third period comeback tie (and shootout win) at Michigan State on Nov. 22.
- The Irish are 2-0-2 in overtime this season, with game-winning goals from Pierce Crawford (vs. Ohio State on Nov. 8) and Alex Steeves (at Wisconsin on Nov. 16).
- Notre Dame is once again one of the nation's least penalized teams, with its 7.6 PIM/game ranking third-lowest in the country.
- Notre Dame's .750 (8-2-2) winning percentage ranks tied for sixth in the country.
- At .570, the Fighting Irish rank second in the NCAA in faceoff winning percentage (Minnesota State is first at .592).
- Senior Mike O'Leary ranks tied for first on the Irish with 14 points (6-8-14) and dating back to last season's series at Wisconsin on Jan. 18-19, O'Leary has 30 points (10-20-30) in his last 30 games played (he had seven goals and 11 assist for 18 points in his first 96 career games).

MEDIA INFORMATION

Director of Athletics Communications (Hockey Contact)	Dan Colleran
Office Phone Cell Phone	574-631-7519 574-339-9810
Email	dcollera@nd.edu
Assistant Athletics Communications Director (Secondary Hockey Contact)	Pat Durant
Cell Phone	574-485-4521
Email	pdurant@nd.edu
Compton Family Ice Arena Press Box Phone	574-631-4899
Mailing Address	University of Notre Dame 100 Compton Family Ice Arena Notre Dame, IN 44629
Media Availability	Coach Jackson and requested players are generally available once per week and then after a post-game cooling off period. Please contact Dan Colleran with requests or to be added to the email distribution list regarding availability.
Additional Media Info	UND.com/pressbox

No.	Name	Pos.	Ht.	Wt.	Cl.	Hometown/Last Team
1	Dylan St. Cyr	G	5-9	189	Jr.	Northville, MI/USNTDP (USHL)
2	Nate Clurman	D	6-2	207	So.	Boulder, CO/Sioux City (USHL)
3	Ryan Carmichael	D	6-2	191	Fr.	Greenwich, CT/Lincoln (USHL)
4	Nick Leivermann	D	5-11	184	So.	Eden Prairie, MN/Penticton (BCHL)
5	Matt Hellickson	D	6-1	192	Jr.	Rogers, MN/Sioux City (USHL)
6	Tory Dello	D	6-0	199	Sr.	Crystal Lake, IL/Tri-City (USHL)
8	Matt Steeves	F	6-0	203	Jr.	Eden Prairie, MN/Muskegon (USHL)
10	Cam Burke	F	5-8	170	So.	Boxborough, MA/Sioux Falls (USHL)
11	Cal Burke	F	5-10	184	Sr.	Boxborough, MA/Cedar Rapids (USHL)
13	Colin Theisen	F	6-0	194	Jr.	Monroe, MI/Dubuque (USHL)
14	Jesse Lansdell	Fr.	5-11	185	Fr.	Surrey, B.C./Vernon (BCHL)
15	Michael Graham	F	6-1	198	So.	Eden Prairie, MN/Dubuque (USHL)
16	Alex Steeves	F	5-10	188	So.	Eden Prairie, MN/Dubuque (USHL)
17	Pierce Crawford	F	5-9	185	Jr.	Park Ridge, IL/Youngstown (USHL)
18	Graham Slaggert	F	6-0	187	So.	South Bend, IN/Cedar Rapids (USHL)
19	Mike O'Leary	F	6-1	200	Sr.	Halifax, NS/Dubuque (USHL)
20	Jake Pivonka	F	6-0	205	So.	Naperville, IL/USNTDP (USHL)
21	Max Ellis	F	5-9	151	Fr.	Canton, MI/Muskegon (USHL)
22	Jack MacNab	F	6-0	202	Fr.	Indianapolis, IN/Central Illinois (USHL)
24	Spencer Stastney	D	5-11	189	So.	Mequon, WI/USNTDP (USHL)
25	Solag Bakich	F	6-0	194	Fr.	Dallas, TX/Waterloo (USHL)
26	Cam Morrison	F	6-3	214	Sr.	Aurora, ONT/Youngstown (USHL)
27	Trevor Janicke	F	5-10	191	Fr.	Maple Grove, MN/Central Illinois (USHL)
28	Christian DiCesare	D	6-1	205	Fr.	Morristown, NJ/Omaha (USHL)
29	Charlie Raith	D	5-9	174	Fr.	Winnetka, IL/Central Illinois (USHL)
30	Ryan Bischel	G	6-1	189	Fr.	Medina, MN/Farho (USHL)
32	Cale Morris	G	6-1	195	Sr.	Larkspur, CO/Waterloo (USHL)
33	Nick Sanford	G	6-1	192	Jr.	Morristown, NJ/Boston (USPHL)

1	Dylan Saint Sear
13	Colin Ty-sin
25	SO-lawg Bawk-itch
27	Trevor Jan-ick-ee
29	Charlie Rayth (rhymes with "faith")

COACHING STAFF

Head Coach	Jeff Jackson (Michigan State '78)
Associate Head Coach	Paul Pooley (Ohio State '84)
Associate Head Coach	Andy Slaggert (Notre Dame '89)
Volunteer Assistant Coach	Kyle Lawson (Notre Dame '10-)
Coordinator of Hockey Operations	Nick Seirgiej (Wisconsin-River Falls '06)
Athletic Trainer	Kevin Ricks
Equipment Specialist	Ron Grove
Strength and Conditioning Coach	Tony Rolinski

- Sophomore forward Michael Graham became the most recent Fighting Irish player to score a goal this season when he netted the game-tying, extra attacker goal at Michigan State (Nov. 22) to become Notre Dame's 17th goal scorer of the season.

THE NOTRE DAME - BOWLING GREEN SERIES

- Notre Dame and Bowling Green will be meeting for the first time since 2012-13 - the final season of the CCHA where the teams were conference opponents.
- The teams met six times in 2012-13, with the Irish going 5-1-0 against the Falcons, including a CCHA quarterfinal series sweep (March 15-16).
- In a 1-0 Notre Dame victory in game one of that quarterfinal series, current Pittsburgh Penguins forward Bryan Rust had the overtime winner.
- In game two, Rust scored twice while Nick Larson and current captain of the New York Islanders Anders Lee also scored to lead the Irish to a 4-3 win.
- Lee had the game winner as he has the distinction of being the most recent Notre Dame player to score a goal against the Falcons.
- After defeating the Falcons, Notre Dame went on to beat Ohio State (3-1) and Michigan (3-1) to claim the final CCHA Championship.
- Notre Dame and Bowling Green played a total of seven CCHA postseason games with the Falcons holding a 4-3-0 advantage.
- Notre Dame and Bowling Green have met a total of 106 times in the all-time series with the Irish holding a 60-37-8 edge.
- At Notre Dame, the Irish are 33-13-5 versus the Falcons.
- Notre Dame head coach Jeff Jackson is 43-9-4 all-time against Bowling Green (at Notre Dame and Lake Superior State).

FAST STARTS

- Notre Dame's unbeaten streak to open the 2019-20 season was snapped at eight games (7-0-1), which marked the best unbeaten streak to start a season in program history.
- The subsequent 8-1-1 start by the Irish was the best start since also opening with an 8-1-1 record in 2006-07 (finished 32-7-3).
- On Nov. 8-9, the Irish swept a pair of tightly contested games with Ohio State by erasing one-goal, third period deficits in both games: winning game one 3-2 in overtime and game two 2-1.
- It marked Notre Dame's first sweep of a top-10 opponent since Nov. 24-25, 2017 when the Irish topped sixth-ranked Minnesota 1-0 and 5-2.

GOALTENDER WIN TOTALS

- Senior goaltender Cale Morris is 51-23-5 in his Irish career, 28 games above .500.
- Morris is the fifth Fighting Irish goaltender to reach 50 career wins and he is climbing the all-time Notre Dame wins list:

Rank.	Name (Years)	Career Victories
1.	Jordan Pearce (2005-09)	59
2.	Steven Summerhays (2010-14)	57
3.	David Brown (2003-07)	55
•	Cal Petersen (2014-17)	55
5.	Cale Morris (2016-pres.)	51

THREE GOALS AND COUNTING

- Over the past two seasons, the Irish are 24-0-1 when scoring at least three goals.
- In 2019-20, the Irish are 7-0-0 when scoring at least three times.
- In 2018-19, Notre Dame went 17-0-1 when scoring three or more goals.
- The lone tie in 2018-19 came when Notre Dame opened the season on Oct. 12 against Mercyhurst in the Ice Breaker - a game that ended knotted at 6-6 before Notre Dame won the shootout to advance to the championship game.

WHERE THEY'RE FROM
Colorado (2)
Cale Morris Larkspur, Colorado
Nate Clurman Boulder, Colorado
Connecticut (1)
Ryan Carmichael Greenwich, Colorado
Illinois (4)
Tory Dello Crystal Lake, Illinois
Pierce Crawford Park Ridge, Illinois
Jake Pivonka Woodridge, Illinois
Charlie Raith Winnetka, Illinois
Indiana (2)
Jack MacNab Indianapolis, Indiana
Graham Slaggert South Bend, Indiana
Massachusetts (2)
Cal Burke Boxborough, Massachusetts
Cam Burke Boxborough, Massachusetts
Michigan (3)
Dylan St. Cyr Northville, Michigan
Max Ellis Canton, Michigan
Colin Theisen Monroe, Michigan
Minnesota (7)
Ryan Bischel Medina, Minnesota
Matt Hellickson Rogers, Minnesota
Nick Leivermann Eden Prairie Minnesota
Michael Graham Eden Prairie, Minnesota
Trevor Janicke Maple Grove, Minnesota
Matt Steeves Eden Prairie, Minnesota
Alex Steeves Eden Prairie, Minnesota
New Jersey (2)
Christian DiCesare Morristown, New Jersey
Nick Sanford Morristown, New Jersey
Texas (1)
Solag Bakich Dallas, Texas
Wisconsin (1)
Spencer Stastney Mequon, Wisconsin
Canada (3)
Jesse Lansdell Surrey, British Columbia
Cam Morrison Aurora, Ontario
Mike O'Leary Halifax, Nova Scotia

2019-20 HONORS & AWARDS			
Player	Year	Pos.	Awards
Cal Burke	Sr.	F	<ul style="list-style-type: none"> B1G Second Star of the Week (Oct. 29) Honorable Mention Preseason All-Big Ten (Sept. 30)
Cale Morris	Sr.	G	<ul style="list-style-type: none"> First Team Preseason All-Big Ten (Sept. 30)* * - <i>Unanimous selection</i>
Cam Morrison	Sr.	F	<ul style="list-style-type: none"> B1G Third Star of the Week (Nov. 5)
Mike O'Leary	Sr.	F	<ul style="list-style-type: none"> HCA National Player of the Month for October (Nov. 8) B1G First Star of the Week (Oct. 29)
Notre Dame			<ul style="list-style-type: none"> College Hockey News Team of the Week (Nov. 12)

THREE-SEASON WIN TOTALS

- Over the last three seasons (2017-18, 2018-19 and 2019-20), Notre Dame has totaled 59 wins to rank tied for third in the NCAA and first in the Big Ten over that span (as of Nov. 27):
 1. Minnesota State (71 wins)
 2. Minnesota Duluth (61 wins)
 3. **Notre Dame (59 wins)** & Clarkson (59 wins)
 5. Northeastern (58 wins)
 6. St. Cloud (57 wins)
 7. Bowling Green (56 wins), Denver (56 wins) & UMass (56 wins)

OF NCAA NOTE

- Notre Dame is coming off a program-best fourth consecutive trip to the NCAA tournament in 2018-19, which is also the fourth-longest active NCAA appearance streak.
- The Fighting Irish advanced to a regional final for the third consecutive season in 2019, having won regional final games in 2017 and 2018 to advance to back-to-back Frozen Fours.
- Notre Dame is one of three teams to make it to the NCAA Regional Finals in each of the last three seasons, joining Denver and Minnesota Duluth.
- The Fighting Irish have made seven of the last 10 NCAA tournaments, tied for the third most in the NCAA.

FAMILY TIES

- The 2019-20 Notre Dame roster features two sets of brothers, Cal and Cam Burke and Matt and Alex Steeves.
- They are the 12th and 13th sets of brothers to skate together at Notre Dame and the first since Ben (2008-11) and Andy Ryan (2012-16).
- Junior goaltender Dylan St. Cyr is the son of Son of Gerry St. Cyr, who played five seasons of professional hockey including the AHL's New Haven Senators and Manon Rheaume, who played goaltender for Canada at the 1998 Olympic Winter Games and in several world championships and who was the first woman to appear in an NHL pre-season game when she skated for the Tampa Bay Lightning in 1992.
- Sophomore forward and South Bend native, Graham Slaggert, joins his father Andy Slaggert who serves as Associate Head Coach and former star for the Irish.
- The Slaggers were the fifth father-son duo to suit up for Notre Dame.
- Sophomore forward Jake Pivonka is the son of Czech Republic native and former NHL player Michael Pivonka who played over 800 games with the Washington Capitals (1986-99).
- Freshman forward Trevor Janicke is the son of Curtis Janicke, who played for the Irish from 1989-93, appearing in 125 games while scoring 46 goals and adding 98 assists 144 points.
- Trevor and Curtis are now the sixth father-son duo to play for the Irish.

**USCHO.com Division I Men's Poll
(November 25, 2019)**

Rk. Team (1st-place votes)	Record	Points	Last Week
1. Minnesota State (39)	10-1-1	988	1
2. Cornell (11)	8-0-0	954	2
3. North Dakota	10-1-2	890	5
4. Denver	9-3-2	770	4
5. Notre Dame	8-2-2	728	3
6. Clarkson	10-3-1	708	8
7. Penn State	10-3-0	696	6
8. Minnesota Duluth	7-4-1	665	9
9. Harvard	6-0-0	649	10
10. Massachusetts	8-3-1	630	7
11. Ohio State	7-4-1	483	11
12. Northeastern	8-4-2	416	13
13. Providence	7-4-3	411	12
14. Boston College	7-4-0	370	14
15. UMass Lowell	7-3-4	290	15
16. Bowling Green	8-5-0	212	17
17. Western Michigan	7-5-2	195	20
18. Omaha	6-4-2	100	18
19. Wisconsin	6-7-1	91	16
20. Michigan State	6-5-1	52	NR

Others receiving votes: Northern Michigan 45, Arizona State 33, RIT 27, Maine 25, New Hampshire 16, Quinnipiac 14, Alaska 10, Dartmouth 9, Minnesota 8, Michigan Tech 7, Bemidji State 2, Boston University 2, Robert Morris 2, Sacred Heart 2.

**USA Today/USA Hockey Magazine Poll
(November 25, 2019)**

Rk. Team	Points (1st-place votes)	Last Poll	Record	WR
1. Minnesota State University, 494 (17)	1	1	10-1-1	9
2. Cornell University, 491 (17)	2	2	8-0-0	9
3. University of North Dakota, 419	7	7	10-1-2	5
4. University of Notre Dame, 341	3	3	8-2-2	9
5. University of Denver, 339	4	4	9-3-2	9
6. Harvard University, 316	8	8	6-0-0	4
7. Penn State University, 303	5	5	10-3-0	9
8. Clarkson University, 279	9	9	10-3-1	9
9. University of Minnesota Duluth, 265	10	10	7-4-1	9
10. University of Massachusetts, 235	7	7	8-3-1	9
11. Ohio State University, 156	11	11	7-4-1	9
12. Boston College, 129	12	12	7-4-0	6
13. Northeastern University, 106	14	14	8-4-2	9
14. Providence College, 93	13	13	7-4-3	9
15. Bowling Green State University, 41	15	15	8-5-0	2

Others receiving votes: Michigan State University, 26; University of Massachusetts Lowell, 26; University of Nebraska Omaha, 9; Western Michigan University, 4; Michigan Tech University, 4; University of Maine, 3; Northern Michigan University, 2.

Notre Dame in the Polls

Date	USCHO.com	USA Today
September 30 (Preseason)	9	10
October 7	8	9
October 14	7	7
October 21	5	4
October 28	5	4
November 4	5	5
November 11	4	3
November 18	3	3
November 25	5	4
December 2		

- Freshman forward Solag Bakich is the son of Huntley Bakich, who was a linebacker for the Fighting Irish football team during the Lou Holtz era.

BIG PRESEASON HONORS

- Cale Morris was named a unanimous Preseason All-Big Ten First Team selection and Cal Burke was tabbed as an Honorable Mention honoree (Sept. 30).
- The Fighting Irish were picked to finish second in the Big Ten preseason coaches' poll:
 1. Penn State
 - 2. Notre Dame**
 3. Wisconsin
 4. Ohio State
 5. Minnesota
 6. Michigan
 7. Michigan State

BURKE NAMED CAPTAIN

- Senior Cal Burke was named the team captain for 2019-20, while his classmates Tory Dello and Cale Morris will take on alternate captain roles.
- Burke served as an alternate captain as a junior.
- Dello and Morris will each be donning a letter for the first time in their Irish careers.
- Morris becomes the second goaltender under Jackson to wear a letter following Cal Petersen, who served as the team's captain for the 2016-17 season.

IRISH IN THE NHL

- Nine former Notre Dame players have played in the NHL so far this season, including: Anders Bjork (Boston Bruins), Ian Cole (Colorado Avalanche), Vinnie Hinostroza (Arizona Coyotes), Anders Lee (New York Islanders), Kyle Palmieri (New Jersey Devils), Bryan Rust (Pittsburgh Penguins), Riley Sheahan (Edmonton Oilers) and T.J. Tynan (Colorado Avalanche).
- Lee signed a seven-year, \$49 million contract to stay in New York this past summer and is in his second season serving at the Islanders' captain.
- A 2019 NHL All-Star, Palmieri has already notched a hat trick for the Devils this season.
- Palmieri is one of three Notre Dame hockey players to be selected in the first round of the NHL Draft, joining Cole and Sheahan.
- Rust, a two-time Stanley Cup Champion with the Pittsburgh Penguins, netted a career-high 18 goals last season while collecting 35 points in 72 games, and recently went on a seven game point streak.
- Cole is in the midst of his second season with the Colorado Avalanche after posting 15 points (2G, 13A) in 71 games last season.
- Hinostroza is in his second season with the Arizona Coyotes after posting career-highs in goals (16), assists (23) and points (39) a season ago.
- Sheahan is playing his first season with the Edmonton Oilers in what will be his ninth NHL season.
- After battling back from two injury plagued seasons, Bjork was recalled by Boston in the middle of October.
- Gilbert has been up and down, playing in three games for the Blackhawks so far this season (as of Nov. 19).
- Tynan was recalled and made his Avalanche debut on Nov. 7 and has now played five games (as of Nov. 19).
- In total, 35 former Irish players have seen ice time in the NHL, 20 of whom played at Notre Dame under current head coach Jeff Jackson.

PRO IRISH WEARING THE “C”

- While Cal Burke has been named the captain for Notre Dame this season, Irish alumni in the professional ranks are also picking up the honor and responsibility of wearing the “C” in 2019-20.
- Anders Lee, who captained the Irish in 2012-13, is in his second season serving as captain of the New York Islanders.
- Steven Fogarty, who was a two-year captain at Notre Dame in 2014-15 and 2015-16, was named the captain of the Hartford Wolfpack AHL to start the 2019-20 season.
- Sam Herr, an alternate captain with the Irish in 2015-16, was named the Nottingham Panthers’ (EIHL) for the 2019-20 season.
- Bo Brauer, a 2018 Notre Dame graduate, was named captain of the Worcester Railers (ECHL) to start the 2019-20 season as well.

YOUTH MOVEMENT

- The 2019-20 Notre Dame roster features 17 underclassmen (versus 11 upperclassmen).
- The Irish once again are among the 10 youngest teams in college hockey by average age as of Oct. 1 (College Hockey Inc.):
 - Minnesota – 20 years, 240 days
 - Wisconsin – 20 years, 256 days
 - Boston University – 20 years, 278 days
 - Boston College – 20 years, 294 days
 - Quinnipiac – 20 years, 357 days
 - Connecticut – 21 years, 5 days
 - Providence – 21 years, 24 days
 - Denver – 21 years, 57 days
 - Harvard – 21 years, 86 days
 - **Notre Dame – 21 years, 88 days**

IN THE CLASSROOM

- Notre Dame’s posted another GSR rating of 95 in October, 2019 marking the 15th consecutive season the Fighting Irish posted at least a 94 in the annual four-year graduation success rating from the NCAA.
- In the 2019-20 federal standings, Notre Dame’s hockey score of 91 ranked sixth among all Division I men’s ice hockey programs and first in the Big Ten.
- Last season, Cam Burke (Fall), Charlie Raith (Fall and Spring) and Alex Steeves (Fall and Spring) were each named to the Dean’s List.

NOTRE DAME IN THE 2019 NHL DRAFT

- Freshman forward Trevor Janicke was selected in the 2019 NHL Draft when the Anaheim Ducks picked him in the fifth round (132nd overall).
- The Irish have seen at least one player selected in the National Hockey League Entry Draft every year since 2004, and in 21 of the last 22 years.
- He was the 85th member of the Notre Dame hockey program to be selected in the NHL Draft.
- In head coach Jeff Jackson’s tenure, 38 Irish players have been selected in the draft.

2019 BIG TEN CHAMPIONSHIP RECAP

- Cam Morrison scored the game-winning goal in the Big Ten title game for the second consecutive season and Cale Morris finished with 46 saves en route to earning the tournament’s Most Outstanding Player honor for the second consecutive season as the Irish posted a 3-2 win over Penn State (March 23).
- The win sent Notre Dame to the NCAA Tournament for a program-record fourth

consecutive season.

- Spencer Stastney scored his first career goal early in the first period to give the Irish a 1-0 lead and Cal Burke also netted a first period tally for the Irish.
- It marked the eighth championship in program history, all under the guidance of head coach Jeff Jackson:
 - Regular-season: 2006-07 (CCHA), 2008-08 (CCHA), 2017-18 (B1G)
 - Tournament: 2007 (CCHA), 2009 (CCHA), 2013 (CCHA), 2018 & 2019 (B1G)
- To reach the 2019 title game, Notre Dame swept Michigan State in the quarterfinals (March 8-9) and then defeated Minnesota in the semifinals with Michael Graham’s power-play goal 53 seconds into overtime proving to be the difference (March 16).
- In the first three Big Ten tournament games, Mike O’Leary, Pierce Crawford and Michael Graham accounted for Notre Dame’s game-winning goals.
- Cale Morris posted a 0.75 goals-against average and a .977 save percentage in the 2019 Big Ten Tournament.
- The Irish are now 6-0-0 on Big Ten Tournament games since joining the Big Ten.

FUTURE IRISH

- Six players signed NLI’s during the early signing period to join the Irish.
- Forward Tyler Carpenter (Palatine, Illinois/Chicago Steel), defenseman Ryan Helliwell (Burnaby, British Columbia/Langley Rivermen), defenseman Zach Plucinski (Eagle River, Alaska/Omaha Lancers), forward Ryder Rolston (Birmingham, Michigan/Waterloo Black Hawks), forward Landon Slaggert (South Bend, Indiana/USNTDP) and defenseman Hunter Weiss (Lake Forest, Illinois/Madison Capitols).
- Rolston is the son of Brian Rolston, who played for head coach Jeff Jackson at Lake Superior State, while Slaggert will join his father, Andy, and brother, Graham.
- In addition, Grant Silianoff (Edina, Minnesota/Cedar Rapids RoughRiders) signed last fall.

THE BOWLING GREEN SERIES

Series: ND leads 60-38-8 (106 games) | At Notre Dame: ND leads 33-12-5
 At Bowling Green: BGSU leads 25-23-3 | At Neutral Sites: ND leads 1-0-0
 Overtime Wins: ND 4, BGSU 4 | One-Goal Wins: ND 21, BGSU 12
 Last Meeting: March 16, 2013 (ND 4-3) | Current Streak: ND 4 wins

Year	Host	Site	Arena	Win	Loss	Tie	Result
1969-70	Notre Dame	Notre Dame, Ind.	Joyce Center			T (OT)	4-4
1970-71	Bowling Green	Bowling Green, Ohio	BGSU Ice Arena		L		1-5
	Notre Dame	Notre Dame, Ind.	Joyce Center		L		2-3
1972-73	Bowling Green	Bowling Green, Ohio	BGSU Ice Arena		L		5-9
	Notre Dame	Notre Dame, Ind.	Joyce Center	W			9-3
1973-74	Notre Dame	Notre Dame, Ind.	Joyce Center	W			7-4
	Bowling Green	Bowling Green, Ohio	BGSU Ice Arena		L		3-8
1975-76	Bowling Green	Bowling Green, Ohio	BGSU Ice Arena		L		0-5
	Bowling Green	Bowling Green, Ohio	BGSU Ice Arena	W (OT)			5-4
1977-78	Bowling Green	Bowling Green, Ohio	BGSU Ice Arena		L		1-5
1978-79	Notre Dame	Notre Dame, Ind.	Joyce Center		L		2-5
1979-80	Bowling Green	Bowling Green, Ohio	BGSU Ice Arena	W			5-2
1980-81	Notre Dame	Notre Dame, Ind.	Joyce Center		L		2-5
	Bowling Green	Bowling Green, Ohio	BGSU Ice Arena	W			3-2
1981-82	Notre Dame	Notre Dame, Ind.	Joyce Center	W (OT)			9-8
	Notre Dame	Notre Dame, Ind.	Joyce Center		L (OT)		7-8
		Detroit, Mich.	Joe Louis Arena	W			8-5
1982-83	Bowling Green	Bowling Green, Ohio	BGSU Ice Arena		L		2-12
	Bowling Green	Bowling Green, Ohio	BGSU Ice Arena		L		3-12
	Notre Dame	Notre Dame, Ind.	Joyce Center			T (OT)	4-4
	Notre Dame	Notre Dame, Ind.	Joyce Center	W			5-3
	Bowling Green	Bowling Green, Ohio	BGSU Ice Arena		L		3-8
	Bowling Green	Bowling Green, Ohio	BGSU Ice Arena		L		2-7
1992-93	Bowling Green	Bowling Green, Ohio	BGSU Ice Arena		L		2-5
	Bowling Green	Bowling Green, Ohio	BGSU Ice Arena		L		4-7
	Notre Dame	Notre Dame, Ind.	Joyce Center		L (OT)		3-4
1993-94	Notre Dame	Notre Dame, Ind.	Joyce Center	W			2-1
	Bowling Green	Bowling Green, Ohio	BGSU Ice Arena		L		2-8
	Notre Dame	Notre Dame, Ind.	Joyce Center	W			4-1
1994-95	Bowling Green	Bowling Green, Ohio	BGSU Ice Arena		L		2-8
	Notre Dame	Notre Dame, Ind.	Joyce Center		L		1-5
	Bowling Green	Bowling Green, Ohio	BGSU Ice Arena		L		1-3
	Bowling Green	Bowling Green, Ohio	BGSU Ice Arena		L		2-7
	Bowling Green	Bowling Green, Ohio	BGSU Ice Arena		L		4-5
1995-96	Notre Dame	Notre Dame, Ind.	Joyce Center		L		3-4
	Notre Dame	Notre Dame, Ind.	Joyce Center		L (OT)		3-4
	Bowling Green	Bowling Green, Ohio	BGSU Ice Arena		L		2-8
1996-97	Bowling Green	Bowling Green, Ohio	BGSU Ice Arena	W			7-5
	Bowling Green	Bowling Green, Ohio	BGSU Ice Arena	W			5-3
	Notre Dame	Notre Dame, Ind.	Joyce Center		L		2-3
1997-98	Notre Dame	Notre Dame, Ind.	Joyce Center	W			2-1
	Bowling Green	Bowling Green, Ohio	BGSU Ice Arena	W (OT)			5-4
	Notre Dame	Notre Dame, Ind.	Joyce Center			T (OT)	1-1
1998-99	Notre Dame	Notre Dame, Ind.	Joyce Center	W			6-2
	Bowling Green	Bowling Green, Ohio	BGSU Ice Arena	W			4-1
	Bowling Green	Bowling Green, Ohio	BGSU Ice Arena		L		1-5
1999-00	Bowling Green	Bowling Green, Ohio	BGSU Ice Arena	W			5-3
	Bowling Green	Bowling Green, Ohio	BGSU Ice Arena			T (OT)	1-1
2000-01	Notre Dame	Notre Dame, Ind.	Joyce Center	W			3-2
	Notre Dame	Notre Dame, Ind.	Joyce Center	W			5-3
2001-02	Bowling Green	Bowling Green, Ohio	BGSU Ice Arena	W			6-3
	Bowling Green	Bowling Green, Ohio	BGSU Ice Arena		L		2-4
	Notre Dame	Notre Dame, Ind.	Joyce Center	W			4-3
	Notre Dame	Notre Dame, Ind.	Joyce Center	W			4-1
2002-03	Notre Dame	Notre Dame, Ind.	Joyce Center	W			6-3
	Notre Dame	Notre Dame, Ind.	Joyce Center	W			5-2
	Bowling Green	Bowling Green, Ohio	BGSU Ice Arena	W			3-2
	Bowling Green	Bowling Green, Ohio	BGSU Ice Arena	W			3-2
2003-04	Notre Dame	Notre Dame, Ind.	Joyce Center		L		3-5
	Bowling Green	Bowling Green, Ohio	BGSU Ice Arena	W			3-0
	Bowling Green	Bowling Green, Ohio	BGSU Ice Arena		L (OT)		4-5
	Notre Dame	Notre Dame, Ind.	Joyce Center	W			3-0
2004-05	Bowling Green	Bowling Green, Ohio	BGSU Ice Arena		L		1-3
	Notre Dame	Notre Dame, Ind.	Joyce Center			T (OT)	4-4
	Bowling Green	Bowling Green, Ohio	BGSU Ice Arena		L		1-4
	Notre Dame	Notre Dame, Ind.	Joyce Center		L		2-6
2005-06	Notre Dame	Notre Dame, Ind.	Joyce Center	W			9-4
	Notre Dame	Notre Dame, Ind.	Joyce Center	W			4-2
	Bowling Green	Bowling Green, Ohio	BGSU Ice Arena	W			7-4
	Bowling Green	Bowling Green, Ohio	BGSU Ice Arena			T (OT)	1-1
2006-07	Notre Dame	Notre Dame, Ind.	Joyce Center	W			5-2
	Notre Dame	Notre Dame, Ind.	Joyce Center	W			4-0
	Bowling Green	Bowling Green, Ohio	BGSU Ice Arena	W			3-2
	Bowling Green	Bowling Green, Ohio	BGSU Ice Arena	W			2-1
2007-08	Bowling Green	Bowling Green, Ohio	BGSU Ice Arena	W			4-2
	Notre Dame	Notre Dame, Ind.	Joyce Center	W			2-1
	Notre Dame	Notre Dame, Ind.	Joyce Center	W			6-1
	Bowling Green	Bowling Green, Ohio	BGSU Ice Arena	W			4-1
2008-09	Notre Dame	Notre Dame, Ind.	Joyce Center	W			5-1
	Bowling Green	Bowling Green, Ohio	BGSU Ice Arena	W			9-1
	Bowling Green	Bowling Green, Ohio	BGSU Ice Arena	W			3-1
	Notre Dame	Notre Dame, Ind.	Joyce Center	W			4-3
2009-10	Notre Dame	Notre Dame, Ind.	Joyce Center	W (OT)			2-1

	Notre Dame	Notre Dame, Ind.	Joyce Center			T (OT)	4-4
	Bowling Green	Bowling Green, Ohio	BGSU Ice Arena		L		3-4
	Bowling Green	Bowling Green, Ohio	BGSU Ice Arena			T (OT)	1-1
2010-11	Bowling Green	Bowling Green, Ohio	BGSU Ice Arena		L		2-3
	Bowling Green	Bowling Green, Ohio	BGSU Ice Arena	W			6-3
	Notre Dame	Notre Dame, Ind.	Joyce Center	W			2-1
	Notre Dame	Notre Dame, Ind.	Joyce Center	W			5-1
2011-12	Bowling Green	Bowling Green, Ohio	BGSU Ice Arena	W			3-1
	Bowling Green	Bowling Green, Ohio	BGSU Ice Arena	W			3-2
	Notre Dame	Notre Dame, Ind.	Compton Family Ice Arena	W			2-1
	Notre Dame	Notre Dame, Ind.	Compton Family Ice Arena		L		2-3
2012-13	Bowling Green	Bowling Green, Ohio	BGSU Ice Arena	W			4-1
	Bowling Green	Bowling Green, Ohio	BGSU Ice Arena		L		2-4
	Notre Dame	Notre Dame, Ind.	Compton Family Ice Arena	W			4-3
	Notre Dame	Notre Dame, Ind.	Compton Family Ice Arena	W			4-1
	Notre Dame	Notre Dame, Ind.	Compton Family Ice Arena	W			1-0
	Notre Dame	Notre Dame, Ind.	Compton Family Ice Arena	W			4-3

THE BOSTON COLLEGE SERIES

Series: BC leads, 21-19-3 (43 games) | At Notre Dame: BC leads, 9-6-1
 At Boston College: ND leads, 11-10-1 | At Neutral Sites: BC leads, 3-2-0
 Overtime Wins: ND 2 ('11-'12, '13-'14) | One-Goal Wins: BC 4, ND 9
 Last Meeting: Jan. 28, 2017 (BC 6-4) | Current Series Streak: BC 1 win

Year	Host	Site	Arena	Win	Loss	Tie	Result
1969-70	Boston College	Chestnut Hill, Mass.	McHugh Forum		L		3-7
	Notre Dame	Notre Dame, Ind.	Joyce Center		L		4-7
1970-71	Boston College	Chestnut Hill, Mass.	McHugh Forum	W			5-3
1971-72		Chicago, Ill.	Chicago Stadium	W			14-3
		New York, N.Y.	Madison Square Garden	W			7-4
1972-73	Boston College	Chestnut Hill, Mass.	McHugh Forum		L		4-11
1973-74	Notre Dame	Notre Dame, Ind.	Joyce Center		L		3-4
1974-75	Boston College	Chestnut Hills, Mass.	McHugh Forum	W			7-4
1975-76	Notre Dame	Notre Dame, Ind.	Joyce Center	W			6-5
1976-77	Boston College	Chestnut Hill, Mass.	McHugh Forum	W			7-4
1977-78	Notre Dame	Notre Dame, Ind.	Joyce Center		L		4-8
1978-79	Boston College	Chestnut Hill, Mass.	McHugh Forum		L		5-10
1988-89	Boston College	Chestnut Hill, Mass.	Conte Forum		L		5-7
1990-91	Boston College	Chestnut Hill, Mass.	Conte Forum		L		1-8
1994-95	Boston College	Chestnut Hill, Mass.	Conte Forum	W			3-2
1995-96	Notre Dame	Notre Dame, Ind.	Joyce Center		L		5-7
1996-97	Boston College	Chestnut Hill, Mass.	Conte Forum		L		1-6
1998-99	Boston College	Chestnut Hill, Mass.	Conte Forum			T (OT)	5-5
2000-01		Omaha, Neb.	Omaha Civic Auditorium		L		1-4
	Notre Dame	Notre Dame, Ind.	Joyce Center		L		3-5
2001-02	Boston College	Chestnut Hills, Mass.	Conte Forum		L		1-4
2002-03	Notre Dame	Notre Dame, Ind.	Joyce Center			T (OT)	3-3
2003-04	Boston College	Chestnut Hill, Mass.	Conte Forum	W			1-0
2004-05	Notre Dame	Notre Dame, Ind.	Joyce Center	W			3-2
2006-07	Boston College	Chestnut Hill, Mass.	Conte Forum	W			7-1
2007-08	NCAA	Denver, Colo.	Pepsi Center		L		1-4
2008-09	Boston College	Chestnut Hill, Mass.	Conte Forum	W			4-1
2009-10	Notre Dame	Notre Dame, Ind.	Joyce Center		L		2-3
2010-11	Notre Dame	Notre Dame, Ind.	Joyce Center	W			2-1
2011-12	Notre Dame	Notre Dame, Ind.	Compton Family Ice Arena	W (OT)			3-2
2012-13	Boston College	Chestnut Hill, Mass.	Conte Forum		L		1-3
2013-14	Boston College	Boston, Mass.	Fenway Park		L		3-4
	Boston College	Chestnut Hill, Mass.	Conte Forum	W (OT)			2-1
	Boston College	Chestnut Hill, Mass.	Conte Forum	W			7-2
	Boston College	Chestnut Hill, Mass.	Conte Forum		L		2-4
	Boston College	Chestnut Hill, Mass.	Conte Forum	W			4-2
2014-15	Notre Dame	Notre Dame, Ind.	Compton Family Ice Arena		L		0-2
	Notre Dame	Notre Dame, Ind.	Compton Family Ice Arena	W			3-1
2015-16	Boston College	Chestnut Hill, Mass.	Conte Forum	W			4-3
	Notre Dame	Notre Dame, Ind.	Compton Family Ice Arena		L		0-4
2016-17	Notre Dame	Notre Dame, Ind.	Compton Family Ice Arena	W			3-2
	Boston College	Chestnut Hill, Mass.	Conte Forum		L		4-6

**HEAD COACH
JEFF JACKSON**



- The 2019-20 season marks University of Notre Dame hockey coach Jeff Jackson's 15th season behind the Irish bench.
- The highly regarded Jackson now has over 30 years of coaching experience and is coming off back-to-back Big Ten championship seasons while also guiding the Irish to the 2018 national title game en route to being named the Spencer Penrose Award winner as the National Coach of the Year.
- Jackson was also named the Spencer Penrose award winner in 2007 and he is one of just 14 coaches to have earned the honor multiple times (dating back to 1951).
- Additionally, Jackson is the only coach to have earned the honor multiple times in the last 15 seasons.
- Notre Dame's Jeff Jackson era began in 2005 when the University searched for a coach who could move the program among the elite hockey schools in the country.
- Jackson's Notre Dame teams have made 10 trips to the NCAA Championship (2007-09, 2011, 2013-14, 2016-19), advancing to the Frozen Four four times and playing in the 2008 and 2018 national title games.
- During his 14-year run, Notre Dame has become one of the nation's top teams while playing in the Central Collegiate Hockey Association, Hockey East and now Big Ten.
- Under Jackson, the Irish won the CCHA regular-season title twice (2006-07 and 2008-09) while earning three Mason Cup championships (2007, 2009 and the final one in 2013).
- Then, in the team's first season in the Big Ten (2017-18), Notre Dame captured both the regular season and conference championships and followed up by once again winning the conference tournament in year two (2018-19).
- Jackson's success on the ice also has had a major impact off the ice for the Irish. With the wins came a commitment from the University that led to the new home of Irish hockey — The Compton Family Ice Arena — one of the finest college hockey facilities in the nation. The venue opened for business on Oct. 21, 2011.
- Since Jackson's arrival, the Irish have had 35 players selected in the National Hockey League Entry Draft, including three first round selections. In that same span, 24 players from USA Hockey's National Team

THE JEFF JACKSON FILE COLLEGIATE HEAD COACHING					
21st year as NCAA Div. I Head Coach					
Alma Mater: Michigan State ('78, '79)					
School	Seasons	Record			Pct.
Lake Superior State	6	182	52	25	.751
Notre Dame	15	327	193	59	.617
TOTALS	21	509	245	84	.659

THE JEFF JACKSON FILE ADDITIONAL HEAD COACHING					
Team	Seasons	Record			
USNTDP (USHL)	3	N/A	N/A	N/A	N/A
Guelph (OHL)	2	71	46	16	3

HONORS AND ACCOLADES	
Year	Award
1990-91	CCHA Coach of the Year
2006-07	CCHA Coach of the Year
2006-07	Spencer Penrose Award
2010-11	CCHA Coach of the Year
2017-18	Spencer Penrose Award

JACKSON AND THE FROZEN FOUR	
Year	Team
1992	Lake Superior State (NCAA Champion)
1993	Lake Superior State (NCAA Runner-Up)
1994	Lake Superior State (NCAA Champion)
2008	University of Notre Dame (NCAA Runner-Up)
2011	University of Notre Dame (NCAA Semifinalist)
2017	University of Notre Dame (NCAA Semifinalist)
2018	University of Notre Dame (NCAA Runner-Up)

Developmental Program have matriculated to Notre Dame.

- During Jackson's tenure, the Irish have had eight players garner All-America honors — Bobby Nardella in 2019, Cale Morris in 2018, Anders Bjork in 2017, Robbie Russo in 2015, Anders Lee in 2013, Ian Cole and Erik Condra in 2009 and David Brown in 2007. In addition, 19 of Jackson's Notre Dame players have gone on to play in the NHL.
- Jackson entered the 2019-20 season with a 20-year collegiate record of 501-243-82 for a .656 winning percentage, the second-highest winning percentage among all active coaches with five years or more in Division I (entering 2019-20).
- To start the 2019-20 season, Jackson's 501 career wins ranked tied for 12th all-time in Division I and second among active coaches (entering 2019-20).

JEFF JACKSON RECORDS VS. DIVISION I TEAMS

Team	W	L	T
Air Force	3	0	0
Alabama Huntsville	8	1	0
Alaska	21	8	1
Alaska Anchorage	1	0	0
Arizona State	2	0	0
Army	1	0	0
Bemidji State	0	1	0
Boston College	11	8	0
Boston University	10	5	1
Bowling Green	43	9	4
Brown	0	1	0
Canisius	1	0	0
Clarkson	3	3	0
Colgate	1	0	0
Colorado College	0	1	0
Connecticut	4	1	1
Cornell	2	1	0
Denver	1	5	3
Ferris State	29	11	4
Harvard	1	1	0
Holy Cross	2	0	0
Illinois-Chicago	24	2	0
Kent State	7	0	1
Lake Superior State	22	4	4
Laurentian	2	0	0
Maine	9	4	1
Massachusetts	8	5	0
Massachusetts Lowell	4	9	2
Mercyhurst	1	0	2
Merrimack	6	2	1
Miami	20	16	10
Michigan	31	30	8
Michigan State	31	16	11
Michigan Tech	7	2	1
Minnesota	12	9	1
Minnesota-Duluth	6	9	2
Minnesota State	2	3	0
Nebraska Omaha	16	3	2
New Hampshire	6	3	1
Niagara	2	0	0
Northeastern	6	10	2
North Dakota	1	2	2
Northern Michigan	17	7	3
Notre Dame	11	2	0
Ohio State	35	17	7
Penn State	9	3	2
Princeton	4	1	0

Providence College	10	3	2
Rensselaer	7	1	0
Robert Morris	1	1	0
Sacred Heart	3	1	0
St. Cloud State	0	2	0
St. Lawrence	2	0	1
Toronto	1	0	0
Union College	1	1	0
Vermont	6	2	2
Western Michigan	30	14	10
Wisconsin	7	4	1
York University	1	0	0

POST-SEASON RECORD VS. DIVISION I TEAMS

Team	W	L	%
Alabama Huntsville	1	0	1.00
Alaska	2	2	0.50
Alaska Anchorage	1	0	1.00
Bemidji State	0	1	0.00
Boston College	2	2	0.50
Boston University	3	1	0.750
Bowling Green	4	0	1.00
Clarkson	3	2	0.75
Cornell	1	0	1.00
Denver	0	1	0.00
Ferris State	2	1	0.667
Harvard	1	0	1.00
Illinois-Chicago	6	0	1.00
Lake Superior State	3	1	0.750
Maine	0	1	0.00
Massachusetts	2	2	0.500
Massachusetts Lowell	2	4	0.333
Merrimack	1	0	1.00
Miami	2	2	0.50
Michigan	12	6	0.667
Michigan State	7	1	0.875
Michigan Tech	1	0	1.00
Minnesota	3	0	1.00
Minnesota-Duluth	1	2	0.333
Nebraska Omaha	2	0	1.00
New Hampshire	2	0	1.00
Northeastern	1	2	0.333
Northern Michigan	1	1	0.50
Ohio State	8	2	0.800
Penn State	2	0	1.00
Providence College	3	0	1.00
St. Cloud State	0	2	0.00
Vermont	0	1	0.00

NOTRE DAME'S 2019-20 RECORD WHEN	
Overall	8-2-2
In Big Ten regular season games	4-2-2-1
Non-conference games	4-0-0
Home	6-0-0
Road	2-2-2
Neutral	0-0-0
In overtime games	2-0-2
When Notre Dame scores first	3-1-1
When opponents score first	6-0-1
When Notre Dame leads after 1 period	2-0-0
When Notre Dame trails after 1 period	4-0-0
When score is tied after 1 period	3-0-2
When Notre Dame leads after 2 periods	4-0-1
When Notre Dame trails after 2 periods	1-1-1
When score is tied after 2 periods	3-1-0
When Notre Dame trails at any point in the third period	3-2-1
When Notre Dame outshoots opponent	6-0-2
When opponent outshoots Notre Dame	2-2-0
When shots are even	0-0-0
In Game 1 of weekend series	3-1-2
In Game 2 of weekend series	5-1-0
In Game 1 of Big Ten weekend series	1-1-2
In Game 2 of Big Ten weekend series	3-1-0
In one-goal games	4-1-0
In two-goal games	2-0-0
When scoring 0-1 goals	0-1-1
When scoring two or more goals	8-1-1
When scoring three or more goals	7-0-0

When scoring four or more goals	6-0-0
When scoring five or more goals	6-0-0
Against Ranked Opponents	
#8/9 Ohio State	2-0-0
#15/15 Wisconsin	1-1-0
Total	3-1-0
Month-By-Month	
Notre Dame in October	4-0-0
Notre Dame in November	4-2-2
Notre Dame in December	0-0-0
Notre Dame in January	0-0-0
Notre Dame in February	0-0-0
Notre Dame in March	0-0-0
Notre Dame in April	0-0-0
Vs. Conferences	
Atlantic Hockey	2-0-0
Big Ten	4-2-2
ECAC	0-0-0
Hockey East	0-0-0
NCHC	0-0-0
WCHA	2-0-0

THE LAST TIME...

TEAM	
Notre Dame won in overtime	November 16, 2019 at Wisconsin (5-4; Alex Steeves GWG)
Notre Dame lost in overtime	January 26, 2018 at Minnesota (1-0)
Notre Dame tied in overtime	November 22, 2019 at Michigan State (1-1, ND wins shootout)
Notre Dame scored 10 or more goals in a game	December 29, 2010 vs. Canisius (10-2)
Notre Dame allowed 10 or more goals in a game	March 12, 2005 at Michigan (10-1)
Notre Dame had a home shutout	March 9, 2019 vs. Michigan State (Cale Morris, 28 saves)
Notre Dame had a road shutout	December 2, 2017 at Michigan State (Cale Morris, 23 saves)
Notre Dame had a neutral site shutout	October 13, 2018 vs. Providence (Cale Morris, 22 saves)
Notre Dame was shutout at home	November 2, 2018 vs. Ohio State (Sean Romeo 23 saves)
Notre Dame was shutout on the road or neutral	November 15, 2019 at Wisconsin (Daniel Lebedeff, 22 saves; 3-0)
Notre Dame won 1-0	March 8, 2019 vs. Michigan State (Cale Morris, 27 saves)
Notre Dame had 40 or more shots in a game	January 11, 2019 vs. Minnesota in a 5-1 loss (43 Shots)
Notre Dame had 50 or more shots in a game	October 7, 2016 vs. Arizona State (51 shots)
Notre Dame surrendered 40 or more shots in a game	March 23, 2019 vs. Penn State (48 shots)
Notre Dame surrendered 50 or more shots in a game	January 25, 2019 vs. Michigan State (52 shots)
Notre Dame had three PP goals in a game	February 16, 2019 vs. Wisconsin (5-2 win)
Notre Dame had four PP goals in a game	October 20, 2013 vs. Michigan Tech (7-3 win)
Notre Dame had six PP goals in a game	October 7, 2016 vs. Arizona State (9-2 win) February 13, 2009 vs. Northern Michigan (9-5 win)
Notre Dame had one short-handed goal	February 12, 2019 vs. Michigan (Pierce Crawford, 5-2 win)
Notre Dame had two short-handed goals	October 20, 2018 at Omaha (Cal Burke and Bobby Nardella, 8-2 win) January 7, 2011 at Northern Michigan (8-1 win)
Notre Dame surrendered five PP goals	December 4, 2004 vs. Michigan (8-0 loss)
Notre Dame surrendered four PP goals	February 1, 2013 at Ohio State (6-3 loss)
Notre Dame surrendered three PP goals	December 8, 2018 at Penn State (9-1 loss)
Notre Dame surrendered two short-handed goals	February 8, 2013 vs. Michigan (7-4 win)
Notre Dame played a #1 ranked team	October 14, 2017 vs. Denver (L, 4-2)
Notre Dame tied a #1 ranked team	October 13 2017 vs. Denver (T, 2-2 in OT)
Notre Dame defeated a #1 ranked team	March 1, 2014 at Boston College (W, 2-1 in OT)
Notre Dame defeated a #1 ranked team at home	November 8, 2013 vs. Minnesota (W, 4-1)
Notre Dame swept a series versus a top-10 opponent	November 8-9, 2019 vs. #8/9 Ohio State (3-2 in ot & 2-1)
Notre Dame erased a two-goal deficit to win or tie	Nov. 2, 2019 at Minnesota (W, 5-3)
Notre Dame erased a two-goal, third period deficit to win	March 1, 2019 vs. Penn State (W, 5-4) December 8, 2017 at Wisconsin (W, 3-2)
Had at least eight penalty kills	October 20, 2018 at Omaha (ND 8-for-9 on the PK)
Notre Dame took zero penalties in a game	Feb. 23, 2019 at Minnesota (L, 2-1)

INDIVIDUAL	
Notre Dame player scored a hat trick	October 12, 2018 - Cal Burke vs. Mercyhurst
Notre Dame defenseman scored a hat trick	January 18, 2015 - Robbie Russo at UConn
Notre Dame player scored four goals	October 19, 1995 - Brian Urick at Alaska Fairbanks
Notre Dame player scored five goals	December 29, 1971 - Ian Williams at Dartmouth
Notre Dame player had three assists	Nov. 2, 2019 - Cam Morrison at Minnesota
Notre Dame player had four assists	January 25, 2019 - Mike O'Leary vs. Michigan State
Notre Dame player had five assists	October 21, 1994 - Jamie Ling vs. Waterloo (2-5-7)
Notre Dame player had four points	Oct. 25, 2019 - Cal Burke vs. Lake Superior State
Notre Dame player had five points	October 20, 2018 - Bobby Nardella and Cal Burke at Omaha
Notre Dame player had six points	October 21, 1994 - Jamie Ling vs. Waterloo (2-5-7)
Notre Dame player had seven points	October 21, 1994 - Jamie Ling vs. Waterloo (2-5-7)
Notre Dame goalie made 35+ saves	March 23, 2019 - Cale Morris vs. Penn State, 46 saves (W, 3-2)
Notre Dame goalie made 40+ saves	March 23, 2019 - Cale Morris vs. Penn State, 46 saves (W, 3-2)
Notre Dame goalie made 50+ saves	March 23, 2019 - Cale Morris vs. Penn State, 46 saves (W, 3-2)
Opposing player scored a hat trick	October 19, 2017 - Vito Bavaro of Sacred Heart
Opposing player scored four goals	March 12, 1994 - Colin Ward of Western Michigan
Opposing player scored five goals	November 10, 1973 - Tom Ross of Michigan State
Opposing player had four assists	December 2, 2011 - Ludwig Karlsson of Northeastern (0-4-4)
Opposing player had five assists	January 20, 1996 - Kevin Hilton of Michigan (0-5-5)
Opposing player had four points	December 8, 2018 - Chase Berger (1-3-4) and Evan Barratt (1-3-4) of Penn State
Opposing player had five points	January 27, 2001 - Jeff Hamilton of Yale (2-3-5)
Opposing player had six points	January 11, 1994 - John Gruden of Ferris State (4-3-7)
Opposing player had seven points	January 11, 1994 - John Gruden of Ferris State (4-3-7)
Opposing goalie made 35+ saves	November 22, 2019 - John Lethemon of Michigan State, 36 saves (1-1 tie)
Opposing goalie made 40+ saves	January 11, 2019 - Mat Robson of Minnesota, 42 saves (5-1 ND loss)
Opposing goalie made 50+ saves	March 6, 2015 - Steve Mastalerz of UMass, 75 saves (4-3 ND loss)
Notre Dame had a penalty shot	March 29, 2019 -- Cal Burke (saved vs. Clarkson in NCAA Northeast Region Semifinal) January 21, 2017 - Joe Wegwerth (saved vs. New Hampshire)
Notre Dame scored on a penalty shot	December 6, 2013 - Jeff Costello (vs. UMass) March 16, 2013 - Bryan Rust (vs. Bowling Green)
Opponent had a penalty shot	February 3, 2018 - Andrew Strurtz, Penn State (saved by Cale Morris in OT in 2-2 tie) January 19, 2018 - Trent Frederic, Wisconsin (scored on Cale Morris, 4-2 ND win) March 10, 2017 - Shane Kavanagh, Providence (vs. Cal Petersen, missed wide, 5-0 ND win) January 29, 2016 - Colin White, Boston College (saved by Cal Petersen, 4-0 ND loss) January 22, 2016 - Ara Nazarian, New Hampshire (scored on Cal Petersen, 5-1 ND win) December 10, 2015 - Colin White, Boston College (saved by Cal Petersen, 4-3 ND win)

2019-20 COMBINED STATS

Date	Opponent	Score	Att.	Record:	Overall	Home	Away	Neutral
Oct 11	AIR FORCE	W 4-3	4977	ALL GAMES	8-2-2	6-0-0	2-2-2	0-0-0
Oct 13	AIR FORCE	W 6-1	3506	CONFERENCE	4-2-2	2-0-0	2-2-2	0-0-0
Oct 25	LAKE SUPERIOR STATE	W 5-2	3991	NON-CONFERENCE	4-0-0	4-0-0	0-0-0	0-0-0
Oct 26	LAKE SUPERIOR STATE	W 6-4	4178					
* Nov 01	at Minnesota	Tot 2-2	7459					
* Nov 02	at Minnesota	W 5-3	8008					
* Nov 08	#8 OHIO STATE	Wot 3-2	4740					
* Nov 09	#8 OHIO STATE	W 2-1	4858					
* Nov 15	at #15 Wisconsin	L 0-3	9698					
* Nov 16	at #15 Wisconsin	Wot 5-4	12593					
* Nov 22	at Michigan State	Tot 1-1	4898					
* Nov 23	at Michigan State	L 2-3	5902					

TEAM STATISTICS	ND	OPP
SHOT STATISTICS		
Goals-Shot attempts	41-377	29-340
Shot pct.	.109	.085
Goals/Game	3.4	2.4
Shots/Game	31.4	28.3
POWER PLAYS		
Goals-Power Plays	8-34	4-32
Conversion Percent	.235	.125
Shot Attempts	53	41
Shot Percent	.151	.098
GOAL BREAKDOWN		
Power Play	8	4
Short-handed	0	0
Empty net	3	1
Penalty	0	0
Unassisted	1	2
Overtime	2	0
Shootout	0	0
Delayed Penalty	0	0
PENALTIES		
Number	40	42
Minutes	91	95
Penalties/Game	3.3	3.5
Pen minutes/Game	7.6	7.9
SHOOTOUTS (Made-Att)	0-0	0-0

#	Player	gp	g	a	pts	sh	sh%	pen-min	pp	sh
19	Mike O'Leary	12	6	8	14	31	.194	3-6	2	0
11	Cal Burke	12	4	10	14	37	.108	1-2	1	0
13	Colin Theisen	12	4	7	11	45	.089	3-6	1	0
26	Cam Morrison	12	2	9	11	25	.080	0-0	0	0
27	Trevor Janicke	12	5	3	8	28	.179	1-2	0	0
20	Jake Pivonka	12	3	4	7	15	.200	4-8	0	0
24	Spencer Stastney	12	2	5	7	9	.222	1-2	0	0
16	Alex Steeves	12	2	5	7	30	.067	2-4	0	0
4	Nick Leivermann	12	3	3	6	28	.107	3-6	2	0
5	Matt Hellickson	12	2	3	5	15	.133	3-6	2	0
2	Nate Clurman	12	0	5	5	21	.000	1-2	0	0
14	Jesse Lansdell	12	1	3	4	6	.167	4-19	0	0
18	Graham Slaggert	12	1	3	4	21	.048	2-4	0	0
6	Tory Dello	12	0	4	4	17	.000	1-2	0	0
15	Michael Graham	5	1	2	3	5	.200	0-0	0	0
8	Matt Steeves	11	0	3	3	6	.000	2-4	0	0
10	Cam Burke	12	2	0	2	14	.143	1-2	0	0
29	Charlie Raith	12	1	1	2	11	.091	0-0	0	0
25	Solag Bakich	7	1	0	1	3	.333	0-0	0	0
17	Pierce Crawford	12	1	0	1	10	.100	5-10	0	0
3	Ryan Carmichael	1	0	0	0	0	.000	0-0	0	0
TM	TEAM	5	0	0	0	0	.000	3-6	0	0
Total		12	41	78	119	377	.109	40-91	8	0
Opponents		12	29	49	78	340	.085	42-95	4	0

#	Goalie	gp	min	ga	gaavg	saves	save%	w-l-t
30	Ryan Bischel	3	179:43	6	2.00	79	.929	3-0-0
32	Cale Morris	9	552:43	22	2.39	232	.913	5-2-2
TM	EMPTY NET	5	3:31	1	-	0	.000	0-0-0
Total		12	735:57	29	2.36	311	.915	8-2-2
Opponents		12	735:57	41	3.34	336	.891	2-8-2

Attendance Summary	ND	Opponent
Total	26250	48558
Dates/Avg Per Date	6/4375	6/8093
Neutral Site #/Avg	0/0	

Goals by Period	1st	2nd	3rd	OT	Total
Notre Dame	8	12	19	2	41
Opponents	12	6	11	0	29

Saves by Period	1st	2nd	3rd	OT	Total
Notre Dame	102	107	97	5	311
Opponents	97	132	96	11	336

2019-20 LEADERS

##	Points	GP	G	A	Pts	Sh
19	Mike O'Leary	12	6	8	14	31
11	Cal Burke	12	4	10	14	37
13	Colin Theisen	12	4	7	11	45
26	Cam Morrison	12	2	9	11	25
27	Trevor Janicke	12	5	3	8	28
20	Jake Pivonka	12	3	4	7	15
24	Spencer Stastney	12	2	5	7	9
16	Alex Steeves	12	2	5	7	30
4	Nick Leivermann	12	3	3	6	28
5	Matt Hellickson	12	2	3	5	15

##	Assists	GP	G	A	Pts	Sh
11	Cal Burke	12	4	10	14	37
26	Cam Morrison	12	2	9	11	25
19	Mike O'Leary	12	6	8	14	31
13	Colin Theisen	12	4	7	11	45
24	Spencer Stastney	12	2	5	7	9
16	Alex Steeves	12	2	5	7	30
2	Nate Clurman	12	0	5	5	21
20	Jake Pivonka	12	3	4	7	15
6	Tory Dello	12	0	4	4	17
27	Trevor Janicke	12	5	3	8	28

##	Goals	GP	G	A	Pts	Sh
19	Mike O'Leary	12	6	8	14	31
27	Trevor Janicke	12	5	3	8	28
11	Cal Burke	12	4	10	14	37
13	Colin Theisen	12	4	7	11	45
20	Jake Pivonka	12	3	4	7	15
4	Nick Leivermann	12	3	3	6	28
26	Cam Morrison	12	2	9	11	25
24	Spencer Stastney	12	2	5	7	9
16	Alex Steeves	12	2	5	7	30
5	Matt Hellickson	12	2	3	5	15

##	Shots	GP	G	A	Pts	Sh	Sh%
13	Colin Theisen	12	4	7	11	45	.089
11	Cal Burke	12	4	10	14	37	.108
19	Mike O'Leary	12	6	8	14	31	.194
16	Alex Steeves	12	2	5	7	30	.067
27	Trevor Janicke	12	5	3	8	28	.179
4	Nick Leivermann	12	3	3	6	28	.107
26	Cam Morrison	12	2	9	11	25	.080
2	Nate Clurman	12	0	5	5	21	.000
18	Graham Slaggert	12	1	3	4	21	.048
6	Tory Dello	12	0	4	4	17	.000

##	Power-Play Goals	GP	PPG
4	Nick Leivermann	12	2
19	Mike O'Leary	12	2
5	Matt Hellickson	12	2

##	Shot Pct.	GP	G	A	Pts	Sh	Sh%
25	Solag Bakich	7	1	0	1	3	.333
24	Spencer Stastney	12	2	5	7	9	.222
20	Jake Pivonka	12	3	4	7	15	.200
15	Michael Graham	5	1	2	3	5	.200
19	Mike O'Leary	12	6	8	14	31	.194
27	Trevor Janicke	12	5	3	8	28	.179
14	Jesse Lansdell	12	1	3	4	6	.167
10	Cam Burke	12	2	0	2	14	.143
5	Matt Hellickson	12	2	3	5	15	.133
11	Cal Burke	12	4	10	14	37	.108

##	Short-Handed Goals	GP	SHG
5	Matt Hellickson	12	2

##	Game-Winning Goals	GP	GWG
5	Matt Hellickson	12	2

##	Penalties	GP	Pen	Min
17	Pierce Crawford	12	5	10
14	Jesse Lansdell	12	4	19
20	Jake Pivonka	12	4	8
19	Mike O'Leary	12	3	6
4	Nick Leivermann	12	3	6
TM	TEAM	5	3	6
13	Colin Theisen	12	3	6
5	Matt Hellickson	12	3	6
16	Alex Steeves	12	2	4
8	Matt Steeves	11	2	4

##	Plus/Minus	GP	+/-
2	Nate Clurman	12	+11
26	Cam Morrison	12	+8
20	Jake Pivonka	12	+7
24	Spencer Stastney	12	+6
11	Cal Burke	12	+4
27	Trevor Janicke	12	+4
29	Charlie Raith	12	+4
19	Mike O'Leary	12	+2
25	Solag Bakich	7	+2
13	Colin Theisen	12	+1

##	Penalty Minutes	GP	Pen	Min
14	Jesse Lansdell	12	4	19
17	Pierce Crawford	12	5	10
20	Jake Pivonka	12	4	8
13	Colin Theisen	12	3	6
5	Matt Hellickson	12	3	6
19	Mike O'Leary	12	3	6
4	Nick Leivermann	12	3	6
TM	TEAM	5	3	6
8	Matt Steeves	11	2	4
16	Alex Steeves	12	2	4

2019-20 RESULTS

Date	Opponent	Score	Shots	Overall	Conf	Time	Att.	Goalie of record
Oct 11	AIR FORCE	W 4-3	29/36	1-0-0	0-0-0	2:26	4977	Ryan Bischel
Oct 13	AIR FORCE	W 6-1	32/23	2-0-0	0-0-0	2:26	3506	Ryan Bischel
Oct 25	LAKE SUPERIOR STATE	W 5-2	32/26	3-0-0	0-0-0	2:21	3991	Ryan Bischel
Oct 26	LAKE SUPERIOR STATE	W 6-4	30/33	4-0-0	0-0-0	2:33	4178	Cale Morris
* Nov 01	at Minnesota	Tot 2-2	31/25	4-0-1	0-0-1	2:36	7459	Cale Morris
* Nov 02	at Minnesota	W 5-3	39/27	5-0-1	1-0-1	2:19	8008	Cale Morris
* Nov 08	#8 OHIO STATE	Wot 3-2	35/27	6-0-1	2-0-1	2:28	4740	Cale Morris
* Nov 09	#8 OHIO STATE	W 2-1	29/25	7-0-1	3-0-1	2:17	4858	Cale Morris
* Nov 15	at #15 Wisconsin	L 0-3	22/35	7-1-1	3-1-1	2:19	9698	Cale Morris
* Nov 16	at #15 Wisconsin	Wot 5-4	36/35	8-1-1	4-1-1	2:28	12593	Cale Morris
* Nov 22	at Michigan State	Tot 1-1	37/19	8-1-2	4-1-2	2:41	4898	Cale Morris
* Nov 23	at Michigan State	L 2-3	25/29	8-2-2	4-2-2	2:21	5902	Cale Morris

Team Record	W-L-T	Attendance	Dates	Total	Avg.
Overall:	8-2-2	Total:	12	74808	6234
Conference:	4-2-2	Home:	6	26250	4375
Home:	6-0-0	Away:	6	48558	8093
Away:	2-2-2	Neutral:	0	0	0
Neutral:	0-0-0				
Overtime:	2-0-2				

2019-20 INDIVIDUAL GAME-BY-GAME

Opponent	Date	Score	2019-20 INDIVIDUAL GAME-BY-GAME											
			2	3	4	5	6	8	10	11	13	14	15	
			CLURMAN,NA	CARMICHAEL	LEIVERMANN	HELLICKSON,	DELLO,TORY	STEEVES,MA	BURKE,CAM	BURKE,CAL	THEISEN,COL	LANSDELL,JE	GRAHAM,MIC	
AF	Oct 11	4-3 W	0-1-1	DNP	0-0-0	0-0-0	0-0-0	0-0-0	0-0-0	1-1-2	1-0-1	0-0-0	0-2-2	
AF	Oct 13	6-1 W	0-0-0	DNP	0-1-1	1-0-1	0-2-2	0-0-0	0-0-0	1-1-2	2-1-3	0-0-0	0-0-0	
LSSU	Oct 25	5-2 W	0-0-0	DNP	0-1-1	1-0-1	0-0-0	0-0-0	0-0-0	1-3-4	0-1-1	0-0-0	0-0-0	
LSSU	Oct 26	6-4 W	0-1-1	DNP	0-0-0	0-1-1	0-0-0	0-0-0	0-0-0	1-2-3	0-2-2	0-0-0	DNP	
at MINN	Nov 01	2-2 t	0-0-0	DNP	0-0-0	0-1-1	0-0-0	0-0-0	0-0-0	0-1-1	0-0-0	0-0-0	DNP	
at MINN	Nov 02	5-3 W	0-0-0	DNP	2-0-2	0-1-1	0-0-0	0-0-0	0-0-0	0-1-1	0-0-0	0-1-1	DNP	
OSU	Nov 08	3-2 W	0-1-1	DNP	0-0-0	0-0-0	0-1-1	0-1-1	0-0-0	0-0-0	0-0-0	0-0-0	DNP	
OSU	Nov 09	2-1 W	0-0-0	DNP	0-0-0	0-0-0	0-0-0	0-1-1	1-0-1	0-0-0	0-0-0	0-1-1	DNP	
at UW	Nov 15	0-3 L	0-0-0	DNP	0-0-0	0-0-0	0-0-0	0-0-0	0-0-0	0-0-0	0-0-0	0-0-0	DNP	
at UW	Nov 16	5-4 W	0-2-2	DNP	0-1-1	0-0-0	0-1-1	0-1-1	1-0-1	0-0-0	1-1-2	1-1-2	DNP	
at MSU	Nov 22	1-1 t	0-0-0	0-0-0	0-0-0	0-0-0	0-0-0	DNP	0-0-0	0-0-0	0-0-0	0-0-0	1-0-1	
at MSU	Nov 23	2-3 L	0-0-0	DNP	1-0-1	0-0-0	0-0-0	0-0-0	0-0-0	0-1-1	0-2-2	0-0-0	0-0-0	

Opponent	Date	Score	2019-20 INDIVIDUAL GAME-BY-GAME											
			16	17	18	19	20	24	25	26	27	29	30	
			STEEVES,AL	CRAWFORD,	SLAGGERT,G	O'LEARY,MIK	PIVONKA,JAK	STASTNEY,S	BAKICH,SOL	MORRISON,C	JANICKE,TRE	RAITH,CHARL	BISCHEL,RYA	
AF	Oct 11	4-3 W	1-1-2	0-0-0	0-0-0	0-2-2	0-0-0	0-0-0	DNP	1-0-1	0-0-0	0-0-0	0-0-0	
AF	Oct 13	6-1 W	0-0-0	0-0-0	0-1-1	0-3-3	1-0-1	0-1-1	DNP	1-0-1	0-0-0	0-0-0	0-0-0	
LSSU	Oct 25	5-2 W	0-1-1	0-0-0	1-0-1	2-1-3	0-1-1	0-0-0	DNP	0-2-2	0-0-0	0-0-0	0-0-0	
LSSU	Oct 26	6-4 W	0-1-1	0-0-0	0-0-0	2-1-3	1-1-2	1-2-3	0-0-0	0-0-0	1-1-2	0-0-0	DNP	
at MINN	Nov 01	2-2 t	0-0-0	0-0-0	0-0-0	1-0-1	0-0-0	0-0-0	0-0-0	0-1-1	1-0-1	0-0-0	DNP	
at MINN	Nov 02	5-3 W	0-1-1	0-0-0	0-1-1	0-0-0	0-0-0	1-1-2	0-0-0	0-3-3	1-1-2	1-0-1	DNP	
OSU	Nov 08	3-2 W	0-0-0	1-0-1	0-0-0	0-0-0	0-1-1	0-0-0	1-0-1	0-1-1	1-1-2	0-0-0	DNP	
OSU	Nov 09	2-1 W	0-0-0	0-0-0	0-0-0	0-0-0	1-0-1	0-1-1	0-0-0	0-0-0	0-0-0	0-1-1	DNP	
at UW	Nov 15	0-3 L	0-0-0	0-0-0	0-0-0	0-0-0	0-0-0	0-0-0	0-0-0	0-0-0	0-0-0	0-0-0	DNP	
at UW	Nov 16	5-4 W	1-1-2	0-0-0	0-1-1	0-0-0	0-1-1	0-0-0	0-0-0	0-0-0	1-0-1	0-0-0	DNP	
at MSU	Nov 22	1-1 t	0-0-0	0-0-0	0-0-0	0-1-1	0-0-0	0-0-0	DNP	0-1-1	0-0-0	0-0-0	DNP	
at MSU	Nov 23	2-3 L	0-0-0	0-0-0	0-0-0	1-0-1	0-0-0	0-0-0	DNP	0-1-1	0-0-0	0-0-0	DNP	

2019-20 GAME-BY-GAME COMPARISON

Date	Opponent	Score	Goals	Shots		Penalties		Power Plays	
				Assists	Shots	Pen-Min	Pen-Min	G-Ch	G-Ch
Oct 11	AIR FORCE	4-3	4 / 3	7 / 6	29 / 36	3-6	/ 4-8	0-4	/ 0-3
Oct 13	AIR FORCE	6-1	6 / 1	10 / 2	32 / 23	3-6	/ 4-8	2-3	/ 0-2
Oct 25	LAKE SUPERIOR STATE	5-2	5 / 2	10 / 3	32 / 26	1-2	/ 2-4	1-2	/ 0-1
Oct 26	LAKE SUPERIOR STATE	6-4	6 / 4	12 / 7	30 / 33	5-10	/ 6-12	2-6	/ 1-5
Nov 01	at Minnesota	2-2	2 / 2	3 / 1	31 / 25	4-8	/ 3-6	0-2	/ 0-3
Nov 02	at Minnesota	5-3	5 / 3	10 / 5	39 / 27	3-6	/ 3-6	1-3	/ 0-3
Nov 08	OHIO STATE	3-2	3 / 2	6 / 4	35 / 27	5-21	/ 4-8	0-4	/ 0-4
Nov 09	OHIO STATE	2-1	2 / 1	4 / 2	29 / 25	3-6	/ 4-19	0-3	/ 0-3
Nov 15	at Wisconsin	0-3	0 / 3	0 / 6	22 / 35	4-8	/ 3-6	0-1	/ 2-2
Nov 16	at Wisconsin	5-4	5 / 4	10 / 8	36 / 35	4-8	/ 3-6	0-2	/ 1-3
Nov 22	at Michigan State	1-1	1 / 1	2 / 2	37 / 19	2-4	/ 2-4	0-1	/ 0-1
Nov 23	at Michigan State	2-3	2 / 3	4 / 3	25 / 29	3-6	/ 4-8	2-3	/ 0-2
Totals		41-29	41 / 29	78 / 49	377 / 340	40-91	/ 42-95	8-34	/ 4-32

Note: Game totals are displayed in the format TEAM/OPPONENT for each category

Hockey Game Box Score (Final)
Air Force vs #8 Notre Dame (Oct 11, 2019 at Notre Dame, Ind.)

Air Force (0-0-0, 0-0-0 AHA) vs. Notre Dame (1-0-0, 0-0-0 B1G)
Date: Oct 11, 2019 • Location: Notre Dame, Ind. • Arena: Compton Family Arena
Attendance: 4977 • Start time: 7:10 PM • End time: 9:36 PM • Total time: 2:26

Prd	Time	Team	Scored by	Assists	Vis. on ice	Home on ice
1	07:55	AF	EV TOMLAK, Brady/1	MEHNERT, Alex/1 LEVIN, Jake/1	28,6,9,11	19,11,14,5,6
2	17:02	AF	EV PULVER, Matt/1	BRIDE, Blake/1 DURGAN, Kieran/1	21,12,88,25,47	18,20,27,24,4
3	05:05	ND	EV Colin Theisen/1	Mike O'Leary/1 Cal Burke/1	28,20,74,9,11	13,19,11,2,24
4	2nd 13:22	ND	EV Alex Steeves/1	Michael Graham/1	20,12,74,28,88	16,15,2,24,26
5	3rd 05:03	ND	EV Cam Morrison/1	Alex Steeves/1	88,12,3,6,21	26,16,15,6,2
6	3rd 17:51	ND	EV Cal Burke/1	Michael Graham/2	6,9,74,28,88,21	11,19,26,5,6
7	3rd 19:59	AF	EV PULVER, Matt/2	TOMLAK, Brady/1 STONE, Trevor/1	21,28,9,6,74,88	17,5,20,10,6

TEAM SUMMARY

#	Air Force	1	2	3	Tot	+/-
3	LEVIN, Jake	0	1	1	2	0
5	MEHNERT, Alex	0	2	0	2	0
8	BOWERY, Marshall	0	0	0	0	0
9	STONE, Trevor	0	0	1	1	0
11	HARPER, Max	0	0	0	0	0
12	BRIDE, Blake	2	2	1	5	-1
17	TYRAN, Joe	2	1	4	0	0
18	POCHIPINSKI, Ty	0	0	0	0	0
19	MANNING, Luke	0	1	1	0	0
20	KOCH, Brandon	2	0	2	-2	0
21	PULVER, Matt	1	0	1	2	0
22	PLUEMER, Pierce	0	1	0	-1	0
23	REIM, Willie	1	0	1	0	0
25	EXBERG, Carter	0	1	1	-1	0
26	JAEGER, Erich	0	0	0	0	0
28	TOMLAK, Brady	1	1	2	-1	0
47	WEIGEL, Dalton	2	0	2	+1	0
74	MIRAGEAS, Zach	0	1	1	-2	-2
88	DURGAN, Kieran	0	1	3	-1	0
TM	TEAM	0	0	0	0	0
30	ANDERSON, Erik	dnp	dnp	dnp	dnp	dnp
33	SCHILLING, Alex	dnp	dnp	dnp	dnp	dnp
Totals						

GOALTENDERS

#	Air Force	Dec	Min	GA	1	2	3	Saves
31	LAROCQUE, Zach	L	58:27	3	7	11	7	25
	EMPTY NET		1:33	1	0	0	0	0

Penalty Summary

Prd	Player	Team	Min/Offense	Time
1st	WEIGEL, Dalton	AF	2. Interference	04:44 PP
1st	Matt Steeves	ND	2. Interference	08:21 PP
2nd	Colin Theisen	ND	2. Interference	08:13 PP
2nd	MANNING, Luke	AF	2. Interference	10:10 PP

Win-Ryan Bischel (1-0-0). Loss-LaROCCQUE, Zach (0-1-0).

Hockey Game Box Score (Final)
Air Force vs #8 Notre Dame (Oct 13, 2019 at Notre Dame, Ind.)

Air Force (0-2-0, 0-0-0 AHA) vs. Notre Dame (2-0-0, 0-0-0 B1G)
Date: Oct 13, 2019 • Location: Notre Dame, Ind. • Arena: Compton Family Arena
Attendance: 3506 • Start time: 3:05 PM • End time: 5:31 PM • Total time: 2:26

Prd	Time	Team	Scored by	Assists	Vis. on ice	Home on ice
1	03:00	ND	EV Cam Morrison/2	MIRAGEAS, Zach/1 STONE, Trevor/1	6,23,3,12,22	26,2,24,10,15
2	17:47	AF	EV HARPER, Max/1	Tory Dello/1	11,74,9,20,28	5,13,6,19,11
3	02:54	ND	PP Matt Hellickson/1	Tory Dello/1	3,6,28,88	5,6,19,13,11
4	00:35	ND	PP Colin Theisen/2	Mike O'Leary/3 Spencer Stastney/1	88,28,6,74	13,11,24,5,19
5	3rd 04:20	ND	EV Cal Burke/2	Mike O'Leary/4 Colin Theisen/1	12,20,21,74,88	11,19,13,2,24
6	3rd 06:57	ND	EV Colin Theisen/3	Tory Dello/2 Cal Burke/2	6,9,11,20,28	13,6,11,19,5
7	3rd 19:59	ND	EV Jake Pivonka/1	Nick Levernann/1 Graham Slaggett/1	12,20,21,74,88	20,4,18,27,29

TEAM SUMMARY

#	Air Force	1	2	3	Tot	+/-
3	LEVIN, Jake	1	0	0	1	-1
5	MEHNERT, Alex	0	1	2	-2	0
8	BOWERY, Marshall	2	1	0	3	0
9	STONE, Trevor	1	0	0	1	0
11	HARPER, Max	1	0	0	1	0
12	BRIDE, Blake	0	0	0	0	-3
17	TYRAN, Joe	0	0	0	0	0
18	POCHIPINSKI, Ty	0	0	1	0	0
19	MANNING, Luke	0	1	0	1	0
20	KOCH, Brandon	2	1	1	4	-2
21	PULVER, Matt	0	1	0	-1	0
22	PLUEMER, Pierce	0	0	0	0	-1
23	REIM, Willie	2	0	1	-1	0
25	EXBERG, Carter	0	0	0	0	0
26	JAEGER, Erich	0	1	0	1	0
28	TOMLAK, Brady	0	0	0	0	-1
47	WEIGEL, Dalton	0	1	1	0	0
74	MIRAGEAS, Zach	0	1	1	-2	-2
88	DURGAN, Kieran	1	0	0	-2	-2
41	PARK, Austin	dnp	dnp	dnp	dnp	dnp
Totals						

GOALTENDERS

#	Air Force	Dec	Min	GA	1	2	3	Saves
31	LAROCQUE, Zach	L	46:43	5	7	10	3	20
	EMPTY NET		0:00	0	0	0	0	0
33	SCHILLING, Alex	L	13:03	1	0	0	6	6

Penalty Summary

Prd	Player	Team	Min/Offense	Time
1st	Nate Clurman	ND	2. Boarding	11:53 PP
2nd	REIM, Willie	AF	2. Roughing Atw	02:38 PP
2nd	MIRAGEAS, Zach	AF	2. Holding the Stick	11:02 PP
3rd	PULVER, Matt	AF	2. Hitting From Behind	00:20 PP

Win-Ryan Bischel (2-0-0). Loss-LaROCCQUE, Zach (0-2-0).

Hockey Game Box Score (Final)
Lake Superior State vs #4 Notre Dame (Oct 25, 2019 at Notre Dame, Ind.)

Lake Superior State (2-5-0, 0-0-0 WCHA) vs. Notre Dame (3-0-0, 0-0-0 B1G)
Date: Oct 25, 2019 • Location: Notre Dame, Ind. • Arena: Compton Family Arena
Attendance: 3991 • Start time: 7:10 PM • End time: 9:31 PM • Total time: 2:21

Prd	Time	Team	Scored by	Assists	Vis. on ice	Home on ice
1	08:33	ND	EV Mike O'Leary/1	Cal Burke/3 Cam Morrison/1	8,4,14,7,21	19,11,2,13,24
2	17:08	ND	EV Cal Burke/3	Mike O'Leary/6 Nick Levernann/2	3,20,8,9,23	11,19,4,29,13
3	17:44	LSSU	EV MAX HUMITZ/4	HAMPUS ERIKSSON/5	21,24,15,14,22	13,11,6,19,24
4	2nd 06:05	ND	PP Matt Hellickson/2	Colin Theisen/2 Jake Pivonka/1	9,21,22,23	5,11,13,6,19
5	3rd 00:14	ND	EV Graham Slaggett/1	Alex Steeves/2 ASHTON CALDER/4	29,16,26,4,7	5,24,15,27,26
6	3rd 04:52	LSSU	EV Louis Boudon/2	PETE VEILLETTE/4 Cal Burke/5	23,22,16,24,21,15	19,11,26,6,5
7	3rd 17:32	ND	EV Mike O'Leary/2	Cam Morrison/2		

TEAM SUMMARY

#	Lake Superior State	1	2	3	Tot	+/-
3	WILL RIEDELL	0	1	0	1	-1
4	TYLER ANDERSON	0	1	1	2	0
7	MITCHELL OLIVER	0	0	0	0	0
8	Dustin Manz	0	2	1	3	-2
9	ALEX AMBROSIO	0	0	0	0	-1
10	BRENDAN MCKAY	0	1	0	1	0
13	IAN JOHNSTON	0	0	0	0	0
14	YUKI MIURA	0	0	1	1	0
15	JACOB NORDQVIST	0	1	2	-1	0
16	ASHTON CALDER	0	1	1	-1	0
17	CHASE GAMELIN	0	0	0	0	0
18	BRYAN BASILICO	1	0	1	0	0
20	MIROSLAV MUCHA	0	0	1	1	-1
21	MAX HUMITZ	2	3	0	5	-1
22	LUKAS KAELE	1	1	0	2	-1
23	COLLIN SACCOMAN	0	1	0	-2	0
24	HAMPUS ERIKSSON	0	0	1	1	0
25	PETE VEILLETTE	1	0	1	0	0
29	Louis Boudon	0	1	2	3	-1
TM	TEAM	0	0	0	0	0
1	ROMAN BENGERT	dnp	dnp	dnp	dnp	dnp
Totals						

GOALTENDERS

#	Lake Superior State	Dec	Min	GA	1	2	3	Saves
30	MAREKS MITENS	L	59:13	4	8	11	8	27
	EMPTY NET		0:47	1	0	0	0	0

Penalty Summary

Prd	Player	Team	Min/Offense	Time
2nd	JACOB NORDQVIST	LSSU	2. Holding	05:26 PP
3rd	Jake Pivonka	ND	2. Interference	09:56 PP

Win-Ryan Bischel (3-0-0). Loss-MAREKS MITENS (2-5-0).

Hockey Game Box Score (Final)
Lake Superior State vs #4 Notre Dame (Oct 26, 2019 at Notre Dame, Ind.)

Lake Superior State (2-6-0, 0-0-0 WCHA) vs. Notre Dame (4-0-0, 0-0-0 B1G)
Date: Oct 26, 2019 • Location: Notre Dame, Ind. • Arena: Compton Family Arena
Attendance: 4178 • Start time: 6:05 PM • End time: 8:38 PM • Total time: 2:33

Prd	Time	Team	Scored by	Assists	Vis. on ice	Home on ice
1	09:42	LSSU	EV COLIN SACCOMAN/2	TYLER ANDERSON/2 Mike O'Leary/7	23,9,20,3,19	24,17,4,10,8
2	18:16	ND	PP Cal Burke/4	Matt Hellickson/1	23,14,16,3	11,19,5,13,6
3	1st 18:32	ND	EV Trevor Janicke/1	Spencer Stastney/2 Jake Pivonka/2	19,16,22,15,26	27,24,14,20
4	1st 19:03	LSSU	EV YUKI MIURA/2	HAMPUS ERIKSSON/1	14,4,24,7,21	11,13,19,5,6
5	2nd 00:58	EV	Spencer Stastney/1	Nate Clurman/2 Alex Steeves/3	26,15,16,22,29	24,2,16,28,18
6	2nd 07:56	LSSU	PP COLLIN SACCOMAN/3	Louis Boudon/2 PETE VEILLETTE/5	23,29,26,22,16	2,11,10,24
7	2nd 11:21	ND	EV Jake Pivonka/2	Trevor Janicke/1 Spencer Stastney/3	16,29,27,7,4	20,27,24,21,4
8	3rd 08:30	ND	PP Mike O'Leary/3	Cal Burke/6 Colin Theisen/4	10,14,22,23	19,13,11,6,5
9	3rd 14:31	ND	EV Mike O'Leary/4	Colin Theisen/4 Cal Burke/7	14,19,21,4,7	19,13,11,2,24
10	3rd 15:51	LSSU	EV WILL RIEDELL/2	ALEX AMBROSIO/3 MIROSLAV MUCHA/2	3,20,9,23,8	5,8,10,6,17

TEAM SUMMARY

#	Lake Superior State	1	2	3	Tot	+/-
3	WILL RIEDELL	2	0	3	5	+2
4	TYLER ANDERSON	0	0	0	0	-1
5	Arvid Henrikson	0	0	0	0	0
7	MITCHELL OLIVE	0	1	2	3	-1
8	Dustin Manz	0	1	0	1	+1
9	ALEX AMBROSIO	0	0	0	0	+2
10	BRENDAN MCKAY	0	0	0	0	0
14	YUKI MIURA	1	2	1	4	0
15	JACOB NORDQVIST	0	1	0	1	-2
16	ASHTON CALDER	0	1	0	1	-3
19	Robert Blueger	0	0	0	0	-1
20	MIROSLAV MUCHA	0	1	0	1	+2
21	MAX HUMITZ	1	0	1	0	0
22	LUKAS KAELE	0	0	1	1	-2
23	COLLIN SACCOMAN	1	1	4	6	+2
24	HAMPUS ERIKSSON	1	1	0	2	+1
26	PETE VEILLETTE	1	0	1	2	-2
27	N Esposito-Seliv	0	0	0	0	-1
29	Louis Boudon	1	2	2	5	-2
30	MAREKS MITENS	1	1	14	33	-5
Totals						

GOALTENDERS

#	Lake Superior State	Dec	Min	GA	1	2	3	Saves
1	ROMAN BENGERT	L	57:05	6	14	8	2	24
	EMPTY NET		2:55	0	0	0	0	0

Penalty Summary

Prd	Player	Team	Min/Offense	Time
1st	HAMPUS ERIKSSON	LSSU	2. Boarding	04:57 PP
1st				

Hockey Game Box Score (Final)
#5 Notre Dame vs Minnesota (Nov 01, 2019 at Minneapolis, Minn.)

Notre Dame (4-0-1, 0-0-1-0 B1G) vs. Minnesota (3-3-1, 0-0-1-1 B1G)
Date: Nov 01, 2019 • Location: Minneapolis, Minn. • Arena: 3M Arena at Mariucci
Attendance: 7459 • Start time: 7:33 pm • End time: 10:09 pm • Total time: 2:36

Prd	Time	Team	Scored by	Assists	Vis. on ice	Home on ice	Goals by Period			
Team	1	2	3	OT	Total	1	2	3	OT	Total
1.	2nd 02:58	ND	EV Mike O'Leary/5	Matt Hellickson/2	19,5,11,6,13	4,19,20,24,58	ND 0 1 1 0 2			
2.	3rd 05:41	MINN	EV Burke, Nathan/2	Cal Burke/8	4,5,14,16,18	21,25,2,10,24	MINN 0 0 2 0 2			
3.	3rd 06:06	ND	EV Trevor Janicke/2	Cam Morrison/3	27,26,2,20,29	10,11,12,20,22				
4.	3rd 06:24	MINN	EV Reedy, Scott/3	-	2,11,13,19,24	19,4,7,23,58				

TEAM SUMMARY

#	Notre Dame	G	A	PI	Sh +/-	BI	#	Minnesota	G	A	PI	Sh +/-	BI	
2	Nate Clurman	0	0	0	0	0	2	Nanne, Tyler	0	0	0	1	+1	
4	Nick Leivermann	0	0	2	1	-1	0	3	Stucker, Robbie	0	0	0	0	1
5	Matt Hellickson	0	1	2	4	0	5	4	Brinkman, Ben	0	0	0	1	0
6	Tory Dello	0	0	0	1	+1	3	7	McManus, Brann	0	0	0	1	+1
8	Matt Steeves	0	0	0	0	0	0	9	Walker, Sammy	0	0	0	1	0
10	Cam Burke	0	0	0	0	0	1	10	LaCombe, Jacks	0	0	0	4	0
11	Cal Burke	0	1	0	3	0	0	11	Sorenson, Jonny	0	0	0	0	-1
13	Colin Theisen	0	0	0	3	0	1	12	Marooney, Joey	0	0	0	2	-1
14	Jesse Lansdell	0	0	0	0	-1	1	19	Reedy, Scott	1	0	0	3	0
16	Alex Steeves	0	0	3	-1	0	0	20	Zuhldorf, Ryan	0	0	0	1	-2
17	Pierce Crawford	0	0	0	2	0	0	21	Burke, Nathan	1	0	0	2	+1
18	Graham Slaggett	0	0	0	3	-1	-1	22	Brodzinski, Bryce	0	0	0	0	-1
19	Mike O'Leary	1	0	0	2	0	2	23	Johnson, Ryan	0	0	0	0	+1
20	Jake Pivonka	0	0	0	1	+1	1	24	Nelson, Jakob	0	0	0	2	0
24	Spencer Stastne	0	0	0	0	-1	5	25	Perib, Jack	0	1	2	1	0
25	Solag Bakich	0	0	0	0	0	0	27	McLaughlin, Blak	0	2	1	0	0
26	Cam Morrison	1	0	2	2	+1	0	39	Meyers, Ben	0	0	0	2	0
27	Trevor Janicke	1	0	2	4	+1	0	55	Staudacher, Matt	0	0	0	0	0
29	Charlie Raith	0	0	0	1	+1	0	58	Ranta, Sampo	0	2	3	0	0
T	TEAM	0	0	2	0	0	0	1	Close, Justen					
30	Ryan Bischel	dnp						45	LaFontaine, Jack	dnp				
33	Nick Sanford	dnp						Totals	2	1	6	25	0	11
Totals		2	3	8	31	0	20							

GOALTENDERS

#	Notre Dame	Dec	Min	GA	1	2	3	OT	Saves	#	Minnesota	Dec	Min	GA	1	2	3	OT	Saves
32	Cale Morris	T	65:00	2	6	8	6	3	23	31	Moe, Jared	T	65:00	2	6	14	8	1	29

PENALTY SUMMARY

Prd	Player	Team	MinOffense	Time	Prd	Player	Team	MinOffense	Time
1st	McLaughlin, Blake	MINN	2.Tripping	11:09 PP	2nd	Trevor Janicke	ND	4.Slashing	16:28 PP
1st	TEAM	ND	2.Too Many Players	10:59 PP	3rd	Matt Hellickson	ND	2.Roughing	09:59
2nd	Ranta, Sampo	MINN	2.Boarding	00:22 PP	3rd	Perib, Jack	MINN	2.Roughing	09:59
2nd	Nick Leivermann	ND	2.Tripping	00:50 PP					

Notre Dame-Cale Morris (1-0-1). Minnesota-Moe, Jared (2-1-1).
Minnesota timeout at 3:22 OT/1
Referee's signature

Hockey Game Box Score (Final)
#5 Notre Dame vs Minnesota (Nov 02, 2019 at Minneapolis, Minn.)

Notre Dame (5-0-1, 1-0-1-0 B1G) vs. Minnesota (3-4-1, 0-1-1-1 B1G)
Date: Nov 02, 2019 • Location: Minneapolis, Minn. • Arena: 3M Arena at Mariucci
Attendance: 8008 • Start time: 4:04 pm • End time: 6:23 pm • Total time: 2:19

Prd	Time	Team	Scored by	Assists	Vis. on ice	Home on ice	Goals by Period			
Team	1	2	3	OT	Total	1	2	3	OT	Total
1.	1st 12:34	MINN	EV McManus, Brannon/2	Ranta, Sampo/1	14,18,5,16,6	7,58,10,12,19	ND 0 0 0 0 0			
2.	1st 16:13	MINN	EV Perib, Jack/1	LaCombe, Jackson/4	8,2,10,17,4	25,24,1,23,4	MINN 2 1 0 0 3			
3.	2nd 05:20	ND	PP Nick Leivermann/1	Alex Steeves/4	4,16,18,27,28	20,4,19,58				
4.	2nd 13:46	ND	EV Spencer Stastney/2	Graham Slaggett/2	Cal Burke/9	24,11,26,18,5	7,39,9,4,23			
5.	2nd 14:28	MINN	EV Wait, Garrett/1	Cam Morrison/4	Staudacher, Matt/2	27,5,14,6,29	17,55,22,12,2			
6.	2nd 17:53	ND	EV Nick Leivermann/2	Brodzinski, Bryce/2	Trevor Janicke/2	4,27,14,5,20	7,39,19,10,20			
7.	3rd 01:25	ND	EV Charlie Raith/1	Jesse Lansdell/3	29,25,26,16,18	27,39,9,23,4				
8.	3rd 19:49	ND	EN Trevor Janicke/3	Cam Morrison/5	Cam Morrison/5	27,26,24,20,2	58,8,10,27,19,23			
				Spencer Stastney/4						

TEAM SUMMARY

#	Notre Dame	G	A	PI	Sh +/-	BI	#	Minnesota	G	A	PI	Sh +/-	BI	
2	Nate Clurman	0	0	0	0	0	2	Nanne, Tyler	0	0	0	1	+2	
4	Nick Leivermann	2	0	0	4	0	1	3	Stucker, Robbie	0	0	0	0	0
5	Matt Hellickson	1	0	0	0	3	0	4	Brinkman, Ben	0	0	0	2	-1
6	Tory Dello	0	0	0	1	-2	1	7	McManus, Brann	1	0	0	1	-1
10	Cam Burke	0	0	2	2	-1	0	9	Walker, Sammy	0	0	0	1	0
11	Cal Burke	0	1	0	5	+1	0	10	LaCombe, Jacks	0	1	2	1	-1
13	Colin Theisen	0	0	0	6	0	0	12	Marooney, Joey	0	0	0	0	+1
14	Jesse Lansdell	0	1	0	1	-1	0	17	Reedy, Scott	1	0	0	2	+1
16	Alex Steeves	0	1	0	3	0	0	19	Reedy, Scott	0	0	0	3	-1
17	Pierce Crawford	0	0	2	0	-1	0	20	Zuhldorf, Ryan	0	0	0	1	-1
18	Graham Slaggett	0	1	0	2	+1	0	21	Burke, Nathan	0	0	0	2	+1
19	Mike O'Leary	0	0	0	4	0	0	22	Brodzinski, Bryce	0	1	2	0	+1
20	Jake Pivonka	0	0	2	1	+2	1	23	Johnson, Ryan	0	0	2	1	-2
24	Spencer Stastne	1	1	0	2	+2	0	24	Nelson, Jakob	0	1	0	1	+1
25	Solag Bakich	0	0	0	0	+1	0	25	Perib, Jack	1	0	0	2	+1
26	Cam Morrison	0	3	0	1	+3	0	27	McLaughlin, Blak	0	0	0	4	-2
27	Trevor Janicke	1	0	0	5	+1	0	39	Meyers, Ben	0	0	0	3	-3
29	Charlie Raith	1	0	0	2	0	0	55	Staudacher, Matt	0	1	0	0	+1
30	Ryan Bischel	dnp						58	Ranta, Sampo	0	1	0	1	0
33	Nick Sanford	dnp						1	Close, Justen					
								45	LaFontaine, Jack	dnp				
Totals		5	10	6	39	+5	11	Totals	3	5	6	27	-6	8

GOALTENDERS

#	Notre Dame	Dec	Min	GA	1	2	3	Saves	#	Minnesota	Dec	Min	GA	1	2	3	Saves
32	Cale Morris	T	60:00	3	10	12	2	24	31	Moe, Jared	L	58:55	4	10	9	15	34

PENALTY SUMMARY

Prd	Player	Team	MinOffense	Time	Prd	Player	Team	MinOffense	Time
2nd	Brodzinski, Bryce	MINN	2.Holding	04:35 PP	2nd	Pierce Crawford	ND	2.Elbowing	10:08 PP
2nd	LaCombe, Jackson	MINN	2.Hooking	07:03 PP	3rd	Cam Burke	ND	2.Cross-Checking	02:26 PP
					3rd	Johnson, Ryan	MINN	2.Holding	07:57 PP

Notre Dame-Cale Morris (3-1-2). Minnesota-Moe, Jared (2-1-1).
EMPTY NET
Referee's signature

Hockey Game Box Score (Final)
#8 Ohio State vs #5 Notre Dame (Nov 08, 2019 at Notre Dame, Ind.)

Ohio State (6-1-2, 2-0-1-0 B1G) vs. Notre Dame (6-0-1, 3-0-0-1 B1G)
Date: Nov 08, 2019 • Location: Notre Dame, Ind. • Arena: Compton Family Arena
Attendance: 4740 • Start time: 8:10 PM • End time: 10:38 PM • Total time: 2:28

Prd	Time	Team	Scored by	Assists	Vis. on ice	Home on ice	Goals by Period			
Team	1	2	3	OT	Total	1	2	3	OT	Total
1.	1st 19:33	OSU	EV Tanner Laczynski/2	Grant Gabriele/3	61,3,13,9,5	5,11,13,19,24	OSU 1 0 1 0 2			
2.	2nd 08:12	ND	EV Solag Bakich/1	Matt Steeves/1	61,29,24,72,18	25,8,2,20,24	OSU 0 0 1 1 3			
3.	3rd 16:43	OSU	EV Carson Meyer/3	Tony Della/1	72,14,5,4,29	2,16,18,26,29				
4.	3rd 18:03	ND	EV Trevor Janicke/4	Austin Pooley/1	40,8,16,61,5	27,26,20,4,24				
5.	OT 03:59	ND	EV Pierce Crawford/1	Cam Morrison/7	Nate Clurman/3	65,24,40,16,12	17,2,27,20,24			

TEAM SUMMARY

#	Ohio State	G	A	PI	Sh +/-	BI	#	Notre Dame	G	A	PI	Sh +/-	BI	
3	Colin Peters	0	0	0	0	+1	2	Nate Clurman	0	2	0	1	3	+1
4	Layton Ahae	0	0	0	0	+1	0	4	Nick Leivermann	2	1	0	4	+1
5	Gordi Meyer	0	1	0	2	+1	5	Matt Hellickson	0	0	0	0	-1	
7	Wyatt Ege	1	0	0	1	0	0	6	Tory Dello	0	0	0	0	0
8	Eugene Fadyeyev	0	0	1	0	-1	1	8	Matt Steeves	0	0	0	0	+1
9	Tanner Laczynski	1	2	0	3	+1	10	Cam Burke	0	1	0	1	0	
12	Miguel Fidler	0	0	0	0	-1	11	Cal Burke	0	0	0	0	-1	
13	Tate Singleton	2	0	1	0	3	+1	13	Colin Theisen	2	2	1	0	-1
14	Austin Pooley	0	1	0	1	+1	1	15	Jesse Lansdell	0	0	0	0	0
16	Quinn Preston	0	1	0	2	-2	16	Alex Steeves	0	1	0	1	-1	
17	Sam McCormick	0	2	0	2	0	0	17	Pierce Crawford	0	2	0	1	+1
18	Michael Gildon	0	0	0	0	-1	18	Graham Slaggett	0	0	1	0	-1	
19	Matthew Jennings	0	0	0	0	0	0	19	Mike O'Leary	0	0	0	0	-1
24	Ryan O'Connell	0	0	0	0	-2	20	Jake Pivonka	0	2	1	3	+2	
29	Gustaf Westlund	1	1	1	0	3	0	21	Spencer Stastney	0	1	0	1	+2
40	Ronnie Hein	2	0	2	4	-2	25	Solag Bakich	0	2	1	0	3	+1
61	Grant Gabriele	0	0	0	1	-1	26	Cam Morrison	1	0	0	1	-1	
65	CJ Regula	0	0	0	0	-1	27	Trevor Janicke	0	1	0	1	+1	
66	Carson Meyer	0	2	1	0	3	0	29	Charlie Raith	0	0	0	0	-1
30	Ryan Snowden	dnp						TM TEAM	0	0	0	0	0	
31	Evan Moysie	dnp						30	Ryan Bischel	dnp				
								33	Nick Sanford	dnp				
Totals		8	9	10	0	27	-5	Totals	5	18	8	4	35	+5

GOALTENDERS

#

Hockey Game Box Score (Final) #4 Notre Dame vs #15 Wisconsin (Nov 15, 2019 at Madison, Wis.)

Notre Dame (7-1-1, 3-1-1-0 B1G) vs. Wisconsin (6-5-0, 1-2-0-0 B1G)
Date: Nov 15, 2019 • Location: Madison, Wis. • Arena: Kohl Center
Attendance: 9698 • Start time: 7:02 pm • End time: 9:21 pm • Total time: 2:19

Prd	Time	Team	Scored by	Assists	Vis. on ice	Home on ice	Goals by Period
							Team 1 2 3 Tot
1.	1st 17:10	UND	PP Cole Caulfield/9	K'Andre Miller/2 Alex Turcotte/7	27,6,29,20	8,19,15,4,13	UND 0 0 0 0 UW 1 1 1 3
2.	2nd 12:01	UW	PP Roman Ahcan/5	Dylan Holloway/4 Alex Turcotte/8	5,6,18,11	13,4,15,18,19	UND 0 0 0 0 UW 1 1 1 3
3.	3rd 17:20	UND	EN Linus Weissbach/2	Owen Lindmark/3 K'Andre Miller/3	16,27,19,20,4,24	9,18,5,4,19	UND 5 9 8 22 UW 16 7 12 35

TEAM SUMMARY		# Wisconsin						
#	Notre Dame	G	A	P	Sh	+/-	B	I
2	Nate Clurman	0	0	0	3	0	2	4
4	Nick Leivermann	0	0	0	2	-1	4	1
5	Matt Hellickson	0	2	0	0	2	5	1
6	Tory Dello	0	0	1	0	1	7	1
8	Matt Steeves	0	0	0	0	0	8	0
10	Cam Burke	0	0	0	0	0	9	0
11	Cal Burke	0	0	0	0	0	11	0
13	Colin Theisen	0	0	0	3	0	12	0
14	Jesse Lansdell	0	0	2	0	0	13	0
16	Alex Steeves	0	0	0	2	-1	15	0
17	Pierce Crawford	0	2	1	0	0	16	0
18	Graham Slaggett	0	0	1	0	0	18	0
19	Mike O'Leary	0	0	2	-1	0	19	0
20	Jake Pivonka	0	0	0	-1	-2	20	0
24	Spencer Stastny	0	0	0	-1	1	21	0
25	Solaj Bakich	0	0	0	0	0	24	0
26	Cam Morrison	0	0	0	0	0	25	0
27	Trevor Janicke	0	0	0	-1	2	27	0
29	Charlie Raith	0	0	0	1	0	29	0
30	Ryan Bischel						1	Jack Berry
33	Nick Sanford	dnp					35	Johan Blomquist
Totals		0	0	8	22	-6	16	

GOALTENDERS		# Wisconsin						
#	Notre Dame	Dec	Min	GA	1	2	3	Saves
32	Cale Morris	L	58:29	2	15	6	11	32
	EMPTY NET			1:31	1	0	0	0
32	Daniel Lebedeff	W	60:00	0	5	9	8	22

PENALTY SUMMARY					
Prd	Player	Team	Min	Offense	Time
1st	Matt Hellickson	UND	2:38	Checking	15:53
1st	Spencer Stastny	UND	2:00	Hooking	18:45
1st	Linus Weissbach	UW	2:00	Embellishment	18:45
2nd	Jesse Lansdell	UND	2:00	Tripping	11:33

Win-Daniel Lebedeff (6-5-0). Loss-Cale Morris (4-1-1).
Timeout UW with 4:11 left in 3rd period

Referee's signature

Hockey Game Box Score (Final) #4 Notre Dame vs #15 Wisconsin (Nov 16, 2019 at Madison, Wis.)

Notre Dame (8-1-1, 4-1-1-0 B1G) vs. Wisconsin (6-6-0, 1-3-0-0 B1G)
Date: Nov 16, 2019 • Location: Madison, Wis. • Arena: Kohl Center
Attendance: 12593 • Start time: 7:07 pm • End time: 9:35 • Total time: 2:28

Prd	Time	Team	Scored by	Assists	Vis. on ice	Home on ice	Goals by Period
							Team 1 2 3 OT Tot
1.	1st 00:34	UND	EV Trevor Janicke/5	Jesse Lansdell/3 Nate Clurman/4	27,14,20,22,4	13,15,18,21,21	UND 2 1 1 1 5 UW 2 0 2 0 4
2.	1st 06:37	UW	EV Dylan Holloway/2	Linus Weissbach/11 Owen Lindmark/6	27,19,4,5,26	4,9,19,5,24	UND 2 1 1 1 5 UW 2 0 2 0 4
3.	1st 11:17	UND	EV Cam Burke/2	Matt Steeves/3 Nate Clurman/5	10,2,29,17,8	29,12,25,21	UND 2 1 1 1 5 UW 2 0 2 0 4
4.	1st 13:06	UW	EV Linus Weissbach/3	Sean Dhooche/5 Tyler Inamoto/2	16,2,18,13,24	9,24,4,21,2	UND 2 1 1 1 5 UW 2 0 2 0 4
5.	2nd 03:49	UND	EV Jesse Lansdell/1	Nick Leivermann/3 Jake Pivonka/4	14,4,20,27,24	25,12,7,5,27	UND 2 1 1 1 5 UW 2 0 2 0 4
6.	3rd 00:31	UW	EV Wyatt Kalynuk/2	Cole Caulfield/5 Dylan Holloway/2	2,11,24,20,14	2,8,21,13,15	UND 2 1 1 1 5 UW 2 0 2 0 4
7.	3rd 10:57	PP	K'Andre Miller/4	Cole Caulfield/6 Alex Turcotte/9	18,10,6,5	19,8,4,13,15	UND 2 1 1 1 5 UW 2 0 2 0 4
8.	3rd 13:36	UND	EV Colin Theisen/4	Alex Steeves/5 Graham Slaggett/3	13,16,6,18,2	2,8,13,15,21	UND 2 1 1 1 5 UW 2 0 2 0 4
9.	OT 01:58	UND	EV Alex Steeves/2	Tory Dello/4 Colin Theisen/5	16,6,13,18,2	13,5,19,29,12	UND 2 1 1 1 5 UW 2 0 2 0 4

TEAM SUMMARY		# Wisconsin						
#	Notre Dame	G	A	P	Sh	+/-	B	I
2	Nate Clurman	0	2	0	6	+2	3	2
4	Nick Leivermann	0	1	2	2	0	4	1
5	Matt Hellickson	0	0	0	1	-1	1	5
6	Tory Dello	0	1	0	1	+2	3	7
8	Matt Steeves	0	1	0	1	+1	0	8
10	Cam Burke	0	1	0	1	+1	0	9
11	Cal Burke	0	0	0	1	-1	0	11
13	Colin Theisen	1	1	0	5	+1	0	12
14	Jesse Lansdell	1	1	0	1	+1	0	13
16	Alex Steeves	1	1	0	6	+1	0	15
17	Pierce Crawford	0	0	0	0	+1	0	16
18	Graham Slaggett	0	1	2	1	+1	0	18
19	Mike O'Leary	0	0	2	3	-1	1	19
20	Jake Pivonka	0	1	0	1	+1	0	20
24	Spencer Stastny	0	0	0	1	0	0	21
25	Solaj Bakich	0	0	0	0	0	0	24
26	Cam Morrison	0	0	0	0	-1	0	25
27	Trevor Janicke	0	1	0	3	+1	2	27
29	Charlie Raith	0	0	0	0	+1	0	29
T	TEAM	0	2	0	0	0	0	
30	Ryan Bischel	dnp						1
33	Nick Sanford							35
Totals		5	10	8	36	+1	9	

GOALTENDERS		# Wisconsin							
#	Notre Dame	Dec	Min	GA	1	2	3	OT	Saves
32	Cale Morris	W	61:58	4	11	7	11	2	31
32	Daniel Lebedeff	OTL	61:58	5	8	11	9	3	31

PENALTY SUMMARY					
Prd	Player	Team	Min	Offense	Time
1st	Graham Slaggett	UND	2:00	Hooking	01:58
1st	Jack Gormak	UW	2:00	Hooking	01:58
1st	Mike O'Leary	UND	2:00	Hooking	15:00
1st	Mick Messner	UW	2:00	Hooking	18:00

Win-Cale Morris (5-1-1). Loss-Daniel Lebedeff (6-6-0).

Referee's signature

Hockey Game Box Score (Final) #3 Notre Dame vs Michigan State (Nov 22, 2019 at East Lansing, Mich.)

Notre Dame (8-1-1, 4-1-2-1) vs. Michigan State (5-5-1, 3-1-1-0)
Date: Nov 22, 2019 • Location: East Lansing, Mich. • Arena: Munn Ice Arena
Attendance: 4898 • Start time: 7:41 PM • End time: 9:41 PM • Total time: 2:41

Prd	Time	Team	Scored by	Assists	Vis. on ice	Home on ice	Goals by Period
							Team 1 2 3 OT Tot
1.	2nd 05:17	MSU	EV Saliba, Sam/1	Kryger, Cole/3 Lambdin, Logan/4	13,2,15,16,24	8,7,1,20,15,10	MSU 0 1 0 0 1 ND 9 9 15 4 37
2.	3rd 18:21	ND	EX Michael Graham/1	Cam Morrison/8 Mike O'Leary/8	15,13,4,19,11,26	16,11,10,5,7,22	MSU 0 1 0 0 1 ND 9 9 15 4 37

TEAM SUMMARY		# Michigan State					
#	Notre Dame	1	2	3	OT	Tot	+/-
2	Nate Clurman	0	1	0	0	1	-1
3	Ryan Carmichael	0	0	0	0	0	0
4	Nick Leivermann	0	1	0	2	+1	0
5	Matt Hellickson	0	1	0	0	1	0
6	Tory Dello	0	1	3	2	6	0
10	Cam Burke	1	1	0	0	3	0
11	Cal Burke	1	2	1	5	+1	1
13	Colin Theisen	3	1	0	4	0	-1
14	Jesse Lansdell	1	0	0	1	2	0
15	Michael Graham	0	1	1	0	2	0
16	Alex Steeves	1	0	1	0	-1	0
17	Pierce Crawford	0	0	0	0	0	-1
18	Graham Slaggett	0	2	0	0	2	0
19	Mike O'Leary	1	1	0	2	+1	0
20	Jake Pivonka	0	0	0	0	0	0
24	Spencer Stastny	0	1	0	-1	-1	0
26	Cam Morrison	0	1	0	1	+1	0
27	Trevor Janicke	1	0	1	2	0	-1
29	Charlie Raith	0	0	1	0	1	0
30	Ryan Bischel	dnp					
33	Nick Sanford	dnp					
Totals		9	9	15	4	37	+1

GOALTENDERS		# Michigan State							
#	Notre Dame	Dec	Min	GA	1	2	3	OT	Saves
32	Cale Morris	T	64:25	1	3	9	6	0	18
	EMPTY NET		0:35	0	0	0	0	0	0
31	Lethemon, John	T	65:00	1	9	9	14	4	36

PENALTY SUMMARY					
Prd	Player	Team	Min	Offense	Time
1st	Alex Steeves	ND	2:00	Hooking	12:32
1st	Joshua, Jagger	MSU	2:00	Hooking	15:46
3rd	Saliba, Sam	MSU	2:00	Hooking	00:00

Notre Dame-Cale Morris (5-1-2). Michigan State-Lethemon, John (5-2-1).
2ND OT SHOTS (MSU-2/ND-0) 2OT BLOCKS (MSU-0/ND-2)
2ND OT FACEOFFS (MSU-2/ND-0) MSU-ROSSBURG PIPE 2OT
SHOOTOUT WON IN ONE ROUND BY ND (TORY DELLO)
TIMEOUTS (ND 2:00 3RD/MSU 2:21 OT/ND 1:03 OT)

Referee's signature

Hockey Game Box Score (Final) #3 Notre Dame vs Michigan State (Nov 23, 2019 at East Lansing, Mich.)

Notre Dame (8-1-2, 4-1-2-1) vs. Michigan State (5-5-1, 3-1-1-0)
Date: Nov 23, 2019 • Location: East Lansing, Mich. • Arena: Munn Ice Arena
Attendance: 5902 • Start time: 7:00 pm • End time: 9:21 PM • Total time: 2:21

Prd	Time	Team	Scored by	Assists	Vis. on ice	Home on ice	Goals by Period
							Team 1 2 3 OT Tot
1.	1st 02:20	ND	PP Mike O'Leary/6	Cam Morrison/9 Colin Theisen/6	19,13,4,26,11	11,16,22,27	ND 1 0 1 2 4 MSU 1 0 1 2 4
2.	2nd 13:17	MSU	EV Saliba, Sam/2	-	14,2,20,24,27	10,22,57,20,71	ND 1 0 1 2 4 MSU 1 0 1 2 4
3.	3rd 00:18	ND	PP Nick Leivermann/3	Cal Burke/7 Colin Theisen/7	4,11,13,19,26	22,11,12,57	ND 1 0 1 2 4 MSU 1 0 1 2 4
4.	3rd 13:48	MSU	EV Lambdin, Logan/4	Nodler, Josh/2 Rosburg, Jerad/4	13,6,18,15,5	71,20,10,22,57	ND 1 0 1 2 4 MSU 1 0 1 2 4
5.	3rd 18:50	MSU	EV Saliba, Sam/3	Cesana, Dennis/4	2,13,20,27,5	10,57,22,20,71	ND 1 0 1 2 4 MSU 1 0 1 2 4

TEAM SUMMARY		# Michigan State					
#	Notre Dame	1	2	3	OT	Tot	+/-
2	Nate Clurman	0	0	0	0	-2	8
4	Nick Leivermann	0	2	1	3	0	9
5	Matt Hellickson	1	3	0	4	-2	10
6	Tory Dello	0	0	0	0	-1	11
8	Matt Steeves	0	0	0	0	0	12
10	Cam Burke	0	1	0	1	0	14
11	Cal Burke	0	2	1	3	0	15
13	Colin Theisen	1	0	1	2	-2	16
14	Jesse Lansdell	0	1	0	1	-1	18
15	Michael Graham	0	0	1	1	-1	19
16	Alex Steeves	0	1	0	1	0	20
17	Pierce Crawford	0	0	0	0	0	22
18	Graham Slaggett	0	0	0	0	-1	23
19	Mike O'Leary	2	1	0	3	0	24
20	Jake Pivonka	1	0	0	-2	0	28
24	Spencer Stastny	0	0	1	1	-1	44
26	Cam Morrison	2	0	1	3	0	55
27	Trevor Janicke	1	0	0	-2	0	57
29	Charlie Raith	0	1	0	1	0	71
30	Ryan Bischel	dnp					1
33	Nick Sanford	dnp					41
Totals		7	12	6	25	-15	

GOALTENDERS		# Michigan State							
#	Notre Dame	Dec	Min	GA	1	2	3	OT	Saves
32	Cale Morris	L	59:14	3	11	9	6	26	
	EMPTY NET		0:46	0	0	0	0	0	
31	Lethemon, John	W	60:00	2	6	12	5	23	

PENALTY SUMMARY					
Prd	Player	Team	Min	Offense	Time
1st	Kryger, Christian	MSU	2:00	Interference	01:27
1st	Alex Steeves	ND	2:00	High Sticking	16:47

#1 Dylan St. Cyr

Saves
 -- 46 (vs. Denver 10/13/17)
Goals Against
 5 (2x - vs. Omaha 10/26/17)
Shutouts (2)
 -- vs. Alabama Huntsville 10/7/17 (W, 4-0; 34 saves)
 -- vs. RPI 12/1/18 (W, 3-0; 33 saves)

#2 Nate Clurman

Goals: n/a
 Assists: 2 (at Wisconsin 11/16/19)
 Points: 2 (at Wisconsin 11/16/19)
 Multi-Point Games: 1
 Point Streak: n/a
 Most Recent Goal: n/a

#3 Ryan Carmichael

Goals: n/a
 Assists: n/a
 Points: n/a
 Multi-Point Games: n/a
 Point Streak: n/a
 Most Recent Goal: n/a

#4 Nick Leiverman

Goals: 2 (at Minnesota 11/1/19)
 Assists: 1 (4x - at Wisconsin 11/16/19)
 Points: 2 (at Minnesota 11/1/19)
 Multi-Point Games: 1
 Point Streak: 3 games (Oct. 13 - 25.; 0-2-2)
 Most Recent Goal: at Michigan State 11/23/19

#5 Matt Hellickson

Goals: 1 (9x - vs. Lake Superior 10/25/19)
 Assists: 2 (3x - vs. Michigan 2/12/18)
 Points: 3 (at Penn State 12/7/18)
 Multi-Point Games: 3
 Point Streak: 5 games (Oct. 13 - pres.; 2-3-5)
 Most Recent Goal: vs. Lake Superior 10/25/19

#6 Tory Dello

Goals: 1 (4x - vs. Michigan State 1/25/19)
 Assists: 2 (4x - Air Force 10/13/19)
 Points: 2 (4x - Air Force 10/13/19)
 Multi-Point Games: 4
 Point Streak: 4 games (Feb. 12-23; 0-5-5)
 Most Recent Goal: vs. Michigan State 1/25/19

#8 Matt Steeves

Goals: 1 (4x - vs. Penn State 3/1/19)
 Assists: 1 (6x - at Wisconsin 11/16/19)
 Points: 1 (10x - at Wisconsin 11/16/19)
 Multi-Point Games: N/A
 Point Streak: 2 games (twice)
 Most Recent Goal: vs. Penn State 3/1/19

#10 Cam Burke

Goals: 1 (6x - at Wisconsin 11/16/19)
 Assists: 1 (at Wisconsin 1/18/19)
 Points: 1 (7x - at Wisconsin 11/16/19)
 Multi-Point Games: n/a
 Point Streak: n/a
 Most Recent Goal: at Wisconsin 11/16/19

#11 Cal Burke

Goals: 3 (at Wisconsin 12/9/17 & vs. Mercyhurst 10/12/18)
 Assists: 3 (2x - vs. Lake Superior 10/25/19)
 Points: 5 (at Omaha 10/20/18)
 Multi-Point Games: 15
 Point Streak: 7 games (Nov. 17, 2018 - Dec. 31, 2018)
 Most Recent Goal: vs. Lake Superior 10/26/19

#13 Colin Theisen

Goals: 2 (3x - vs. Air Force 10/13/19)
 Assists: 2 (4x - at Michigan State 11/23/19)
 Points: 3 (Air Force 10/13/19)
 Multi-Point Games: 9
 Point Streak: 5 games (Oct. 19- Nov. 3, 2017; 3-4-7)
 Most Recent Goal: at Wisconsin 11/16/19

#14 Jesse Lansdell

Goals: 1 (at Wisconsin 11/16/19)
 Assists: 1 (3x - at Wisconsin 11/16/19)
 Points: 2 (at Wisconsin 11/16/19)
 Multi-Point Games: 1
 Point Streak: n/a
 Most Recent Goal: at Wisconsin 11/16/19

#15 Michael Graham

Goals: 2 (4x - vs. Wisconsin 2/16/18)
 Assists: 2 (2x - vs. Air Force 10/11/19)
 Points: 4 (vs. Michigan State 1/25/19)
 Multi-Point Games: 6
 Point Streak: 3 games (Jan. 18-25, 2019; 6-3-9)
 Most Recent Goal: at Michigan State 11/22/19

#16 Alex Steeves

Goals: 2 (2x - vs. RPI 11/30/18)
 Assists: 1 (7x - at Wisconsin 11/16/19)
 Points: 3 (Michigan 11/10/18)
 Multi-Point Games: 4
 Point Streak: 2 (three times)
 Most Recent Goal: at Wisconsin 11/16/19

#17 Pierce Crawford

Goals: 1 (3x - vs. Ohio State 11/8/19)
 Assists: 1 (3x - vs. Penn State 3/2/19)
 Points: 1 (6x - vs. Ohio State 11/8/19)
 Multi-Point Games: n/a
 Point Streak: 2 games (March 1-2; 0-2-2)
 Most Recent Goal: vs. Ohio State 11/8/19

#18 Graham Slaggert

Goals: 1 (4x - vs. Lake Superior 10/25/19)
 Assists: 1 (8x - at Minnesota 11/1/19)
 Points: 1 (12x - at Minnesota 11/1/19)
 Multi-Point Games: n/a
 Point Streak: 3 games (Oct. 13 - pres.; 1-2-3)
 Most Recent Goal: vs. Michigan State 3/9/19

#19 Mike O'Leary

Goals: 2 (3x - vs. Lake Superior 10/26/19)
 Assists: 4 (vs. Michigan State 1/25/19)
 Points: 4 (2x - vs. Michigan State 1/25/19)
 Multi-Point Games: 9
 Point Streak: 5 games (Oct. 11 - pres.)
 Most Recent Goal: at Michigan State 11/23/19

#20 Jake Pivonka

Goals: 1 (5x - vs. Ohio State 11/9/19)
 Assists: 2 (at Michigan 11/10/18)
 Points: 2 (2x - vs. Lake Superior 10/26/19)
 Multi-Point Games: 2
 Point Streak: 4 games (Oct. 13 - pres.)
 Most Recent Goal: vs. Ohio State 11/9/19

#21 Max Ellis

Goals: n/a
 Assists: n/a
 Points: n/a
 Multi-Point Games: n/a
 Point Streak: n/a
 Most Recent Goal: n/a

#22 Jack MacNab

Goals: n/a
 Assists: n/a
 Points: n/a
 Multi-Point Games: n/a
 Point Streak: n/a
 Most Recent Goal: n/a

#24 Spencer Stastney

Goals: 1 (3x - at Minnesota 11/1/19)
 Assists: 2 (vs. Lake Superior 10/26/19)
 Points: 3 (vs. Lake Superior 10/26/19)
 Multi-Point Games: 1
 Point Streak: N/A
 Most Recent Goal: at Minnesota 11/1/19

#25 Solag Bakich

Goals: 1 (vs. Ohio State 11/8/19)
 Assists: n/a
 Points: 1 (vs. Ohio State 11/8/19)
 Multi-Point Games: n/a
 Point Streak: n/a
 Most Recent Goal: vs. Ohio State 11/8/19

#26 Cam Morrison

Goals: 2 (2x - vs. Michigan State 2/23/18)
Assists: 3 (2x - at Minnesota 11/1/19)
Points: 3 (3x at Minnesota 11/1/19)
Multi-Point Games: 14
Point Streak: 5 games (Nov. 27, 2018 - Dec. 8, 2018)
Most Recent Goal: vs. Air Force 10/13/19

#27 Trevor Janicke

Goals: 1 (5x - at Wisconsin 11/16/19)
Assists: 1 (3x - vs. Ohio State 11/8/19)
Points: 2 (3x - vs. Ohio State 11/8/19)
Multi-Point Games: 3
Point Streak: 4 games (Oct. 26 - Nov. 8, 2019.; 4-3-7)
Most Recent Goal: at Wisconsin 11/16/19

#28 Christian DiCesare

Goals: n/a
Assists: n/a
Points: n/a
Multi-Point Games: n/a
Point Streak: n/a
Most Recent Goal: n/a

#29 Charlie Raith

Goals: 1 (at Minnesota 11/1/19)
Assists: 1 (vs. Ohio State 11/9/19)
Points: 1 (2x - vs. Ohio State 11/9/19)
Multi-Point Games: n/a
Point Streak: n/a
Most Recent Goal: at Minnesota 11/1/19

#30 Ryan Bischel

Saves
-- 33 (vs. Air Force 10/11/19)
Goals Against
3 (vs. Air Force 10/11/19)
Shutouts (0)

#32 Cale Morris

Saves
-- 55 (at Penn State 2/3/18)
-- 49 (vs. Michigan State 1/25/19)
-- 48 (at Penn State 2/2/18)
-- 46 (vs. Penn State 3/23/19)
-- 44 (vs. Minnesota 11/24/17)
-- 44 (at Penn State 12/7/18)

Goals Against

6 (vs. Mercyhurst 10/12/18)

Shutouts (8)

-- vs. Penn State 11/11/17 (W, 1-0; 33 saves)
-- at RPI 11/18/17 (W, 1-0; 25 saves)
-- vs. Minnesota 11/24/17 (W, 1-0; 44 saves)
-- at Michigan State 12/2/17 (W, 2-0; 23 saves)
-- vs. Providence 10/13/18 (W, 3-0; 22 saves)
-- vs. Boston College 12/31/18 (W, 4-0; 20 saves)
-- vs. Michigan State 3/8/19 (W, 1-0; 27 saves -- B1G QFinals)
-- vs. Michigan State 3/9/19 (W, 2-0; 28 saves -- B1G QFinals)

Assists (2)

-- at RPI 11/17/17 (W, 4-1)
-- vs. RPI 11/30/18 (W, 5-1)

#33 Nick Sanford

Saves: n/a
Goals Against: n/a
Shutouts: n/a
Points: n/a

Solag Bakich

Season	GP	G	A	Points	Shots	Shot%	Pen-Min	+/-	PPG	SHG	GWG
2019	7	1	0	1	3	.333	0-0	+2	0	0	0
TOTAL	7	1	0	1	3	.333	0-0	+2	0	0	0

Ryan Bischel

Season	GP	G	A	Points	Shots	Shot%	Pen-Min	+/-	PPG	SHG	GWG
2019	3	0	0	0	-	-	0-0	0	0	0	0
TOTAL	3	0	0	0	-	-	0-0	0	0	0	0

Goalie	GP-GS	Minutes	GA	GAAvg	Saves	Save%	W	L	T	Sho	PPG	SHG
2019	3-3	179:43	6	2.00	79	.929	3	0	0	0.0	0	0
TOTAL	3-3	179:43	6	2.00	79	.929	3	0	0	0.0	0	0

Cal Burke

Season	GP	G	A	Points	Shots	Shot%	Pen-Min	+/-	PPG	SHG	GWG
2016	35	3	8	11	69	.043	4-8	+3	0	0	1
2017	38	14	12	26	99	.141	3-17	+3	1	0	3
2018	35	12	18	30	112	.107	4-8	+10	5	1	3
2019	12	4	10	14	37	.108	1-2	+4	1	0	1
TOTAL	120	33	48	81	317	.104	12-35	+20	7	1	8

Cam Burke

Season	GP	G	A	Points	Shots	Shot%	Pen-Min	+/-	PPG	SHG	GWG
2018	31	4	1	5	31	.129	6-23	-3	0	0	1
2019	12	2	0	2	14	.143	1-2	-1	0	0	1
TOTAL	43	6	1	7	45	.133	7-25	-4	0	0	2

Nate Clurman

Season	GP	G	A	Points	Shots	Shot%	Pen-Min	+/-	PPG	SHG	GWG
2018	38	0	3	3	27	.000	4-8	+5	0	0	0
2019	12	0	5	5	21	.000	1-2	+11	0	0	0
TOTAL	50	0	8	8	48	.000	5-10	+16	0	0	0

Pierce Crawford

Season	GP	G	A	Points	Shots	Shot%	Pen-Min	+/-	PPG	SHG	GWG
2017	8	0	0	0	2	.000	2-4	-1	0	0	0
2018	33	2	3	5	16	.125	1-2	-3	0	1	1
2019	12	1	0	1	10	.100	5-10	-1	0	0	1
TOTAL	53	3	3	6	28	.107	8-16	-5	0	1	2

Dylan St. Cyr

Season	GP	G	A	Points	Shots	Shot%	Pen-Min	+/-	PPG	SHG	GWG
2017	5	0	0	0	-	-	0-0	0	0	0	0
2018	6	0	0	0	-	-	0-0	0	0	0	0
TOTAL	11	0	0	0	-	-	0-0	0	0	0	0

Goalie	GP-GS	Minutes	GA	GAAvg	Saves	Save%	W	L	T	Sho	PPG	SHG
2017	5-4	235:11	12	3.06	133	.917	1	2	1	1.0	1	0
2018	6-5	326:57	11	2.02	157	.935	4	1	0	1.0	5	0
TOTAL	11-9	562:08	23	2.45	290	.927	5	3	1	2.0	6	0

Tory Dello

Season	GP	G	A	Points	Shots	Shot%	Pen-Min	+/-	PPG	SHG	GWG
2016	39	1	11	12	80	.013	23-65	+5	0	0	0
2017	38	2	1	2	28	.036	9-18	+3	0	0	0
2018	39	2	11	13	63	.032	12-24	+12	0	0	1
2019	12	0	4	4	17	.000	1-2	-2	0	0	0
TOTAL	128	4	27	31	188	.021	45-109	+18	0	0	1

Michael Graham

Season	GP	G	A	Points	Shots	Shot%	Pen-Min	+/-	PPG	SHG	GWG
2018	38	12	10	22	68	.176	5-10	+3	8	0	1
2019	5	1	2	3	5	.200	0-0	+1	0	0	0
TOTAL	43	13	12	25	73	.178	5-10	+4	8	0	1

Matt Hellickson

Season	GP	G	A	Points	Shots	Shot%	Pen-Min	+/-	PPG	SHG	GWG
2017	40	3	9	12	49	.061	6-12	+4	3	0	1
2018	39	4	12	16	59	.068	8-16	+6	2	0	1
2019	12	2	3	5	15	.133	3-6	-7	2	0	2
TOTAL	91	9	24	33	123	.073	17-34	+3	7	0	4

Trevor Janicke

Season	GP	G	A	Points	Shots	Shot%	Pen-Min	+/-	PPG	SHG	GWG
2019	12	5	3	8	28	.179	1-2	+4	0	0	0
TOTAL	12	5	3	8	28	.179	1-2	+4	0	0	0

Jesse Lansdell

Season	GP	G	A	Points	Shots	Shot%	Pen-Min	+/-	PPG	SHG	GWG
2019	12	1	3	4	6	.167	4-19	0	0	0	0
TOTAL	12	1	3	4	6	.167	4-19	0	0	0	0

Nick Leivermann

Season	GP	G	A	Points	Shots	Shot%	Pen-Min	+/-	PPG	SHG	GWG
2018	22	1	1	2	14	.071	0-0	-1	0	0	0
2019	12	3	3	6	28	.107	3-6	+1	2	0	0
TOTAL	34	4	4	8	42	.095	3-6	0	2	0	0

Jack MacNab

Cale Morris

Season	GP	G	A	Points	Shots	Shot%	Pen-Min	+/-	PPG	SHG	GWG
2016	1	0	0	0	-	-	0-0	0	0	0	0
2017	37	0	1	1	-	-	1-2	0	0	0	0
2018	34	0	1	1	-	-	0-0	0	0	0	0
2019	9	0	0	0	-	-	0-0	0	0	0	0
TOTAL	81	0	2	2	-	-	1-2	0	0	0	0

Goalie	GP-GS	Minutes	GA	GAAvg	Saves	Save%	W	L	T	Sho	PPG	SHG
2016	1-0	19:43	1	3.04	7	.875	0	0	0	0.0	0	0
2017	37-36	2192:43	71	1.94	1202	.944	27	8	1	4.0	12	2
2018	34-34	2028:47	73	2.16	981	.931	19	12	3	4.0	15	3
2019	9-9	552:43	22	2.39	232	.913	5	2	2	0.0	4	0
TOTAL	81-79	4793:56	167	2.09	2422	.935	51	22	6	8.0	31	5

Cam Morrison

Season	GP	G	A	Points	Shots	Shot%	Pen-Min	+/-	PPG	SHG	GWG
2016	40	12	12	24	83	.145	6-12	+5	5	0	1
2017	40	8	15	23	91	.088	6-12	-11	1	0	3
2018	31	11	10	21	79	.139	6-12	-2	1	0	3
2019	12	2	9	11	25	.080	0-0	+8	0	0	0
TOTAL	123	33	46	79	278	.119	18-36	0	7	0	7

Mike O'Leary

Season	GP	G	A	Points	Shots	Shot%	Pen-Min	+/-	PPG	SHG	GWG
2016	37	2	2	4	22	.091	16-40	+1	0	0	0
2017	38	3	6	9	39	.077	12-24	+4	0	0	0
2018	38	6	15	21	60	.100	9-18	+5	2	0	4
2019	12	6	8	14	31	.194	3-6	+2	2	0	1
TOTAL	125	17	31	48	152	.112	40-88	+12	4	0	5

Jake Pivonka

Season	GP	G	A	Points	Shots	Shot%	Pen-Min	+/-	PPG	SHG	GWG
2018	39	2	8	10	58	.034	7-25	+2	0	0	2
2019	12	3	4	7	15	.200	4-8	+7	0	0	0
TOTAL	51	5	12	17	73	.068	11-33	+9	0	0	2

Charlie Raith

Season	GP	G	A	Points	Shots	Shot%	Pen-Min	+/-	PPG	SHG	GWG
2019	12	1	1	2	11	.091	0-0	+4	0	0	1
TOTAL	12	1	1	2	11	.091	0-0	+4	0	0	



1

DYLAN ST. CYR

Jr., Goaltender
Northville, MI



2

NATE CLURMAN

So., Defenseman
Boulder, CO



3

RYAN CARMICHAEL

Fr., Defenseman
Greenwich, CT



4

NICK LEIVERMANN

So., Defenseman
Eden Prairie, MN



5

MATT HELLICKSON


Jr., Defenseman
Rogers, MN



6

TORY DELLO


Sr., Defenseman
Crystal Lake, IL



8

MATT STEEVES

Jr., Forward
Eden Prairie, MN



10

CAM BURKE

So., Forward
Boxborough, MA



11

CAL BURKE


Sr., Forward
Boxborough, MA



13

COLIN THEISEN

Jr., Forward
Monroe, MI



14

JESSE LANSDELL

Fr., Forward
Surrey, British Columbia



15

MICHAEL GRAHAM

So., Forward
Eden Prairie, MN



16

ALEX STEEVES

So., Forward
Eden Prairie, MN



17

PIERCE CRAWFORD


Jr., Forward
Park Ridge, IL



18

GRAHAM SLAGGERT

So., Forward
South Bend, IN



19

MIKE O'LEARY

Sr., Forward
Halifax, Nova Scotia



20

JAKE PIVONKA

So., Forward
Naperville, IL



21

MAX ELLIS


Fr., Forward
Canton, MI



22

JACK MACNAB

Fr., Forward
Indianapolis, IN



24

SPENCER STASTNEY

So., Defenseman
Mequon, WI



SOLAG BAKICH
Fr., Forward
Dallas, TX



CAM MORRISON
Sr., Forward
Aurora, Ontario



TREVOR JANICKE
Fr., Forward
Maple Grove, MN



CHRISTIAN DICESARE
Fr., Defenseman
Morristown, NJ



CHARLIE RAITH
So., Defenseman
Winnetka, IL



RYAN BISCHEL
Fr., Goaltender
Medina, MN



CALE MORRIS
Sr., Goaltender
Larkspur, CO



NICK SANFORD
Jr., Goaltender
Morristown, NJ



JEFF JACKSON
Head Coach



PAUL POOLEY
Associate Head Coach



ANDY SLAGGERT
Associate Head Coach




NICK SIERGIEJ
Coordinator of
Hockey Operations



RON GROVE
Equipment Specialist



KEVIN RICKS
Athletic Trainer




TONY ROLINSKI
Strength and
Conditioning Coach



KYLE LAWSON
Volunteer
Assistant Coach



JACK CEGLARSKI
Hockey Operation Intern



**REV. JOHN CONLEY,
C.S.C.**
Team Chaplain