



# NOTRE DAME

## HOCKEY

### FIGHTING IRISH MEDIA

Director  
Athletics Communications

Dan Colleran

dcollera@nd.edu

574-339-9810 (cell)

GAME 11

#3 NOTRE DAME AT MICHIGAN STATE

NOVEMBER 22

### THE MATCH-UP

Game 11	Friday, November 22 7 p.m. ET	Munn Ice Arena East Lansing, Michigan
Records	Notre Dame Fighting Irish 8-1-1, 4-1-0 B1G	Michigan State Spartans 5-5-0, 3-1-0-0 B1G
TV & Streaming Coverage	TV: None Streaming: BTN+	PxP: Stephen Hawn Analyst: TBA
Radio/Audio Coverage	94.3 FM (South Bend) & UND.com	Rick Johnston

### THE SERIES

All-Time	MSU, 63-48-12	Last: ND, 2-0   March 9, 2019   Notre Dame, Ind.   Compton Family Ice Arena
Road	MSU, 37-17-4	Last: ND, 2-1   Nov. 17, 2018   East Lansing, Mich.   Munn Ice Arena

### COUNTDOWN TO PUCK DROP

<b>509</b>	With Notre Dame's 3-2 win over Penn State in the Big Ten Tournament championship game last season, head coach <b>Jeff Jackson</b> recorded his 500th career win. He now has 509 career wins, which ranks second among active NCAA DI head coaches (spanning six seasons at Lake Superior State and 14+ seasons at Notre Dame).
<b>59</b>	Over the past three seasons (2017-18, 2018-19 and 2019-20), Notre Dame has totaled 59 wins to rank tied for second in the NCAA and first in the Big Ten over that span: 1. Minnesota State (69); 2. <b>Notre Dame (59)</b> and Minnesota Duluth (59); 4. St. Cloud State (57) and Clarkson (57).
<b>13</b>	Thirteen sets of brothers have suited up for the Irish, including current sets of brothers <b>Cal and Cam Burke</b> and <b>Matt and Alex Steeves</b> .
<b>9</b>	Nine former Fighting Irish players have appeared on NHL rosters so far this season, including: <b>Anders Bjork</b> (Boston Bruins), <b>Ian Cole</b> (Colorado Avalanche), <b>Dennis Gilbert</b> (Chicago Blackhawks), <b>Vinnie Hinostroza</b> (Arizona Coyotes), <b>Anders Lee</b> (New York Islanders), <b>Kyle Palmieri</b> (New Jersey Devils), <b>Bryan Rust</b> (Pittsburgh Penguins) and <b>Riley Sheahan</b> (Edmonton Oilers) and <b>T.J. Tynan</b> (Colorado Avalanche).
<b>8</b>	With the 2019 Big Ten tournament title, Notre Dame has won eight conference championships in program history, each under <b>Jeff Jackson</b> (three regular-season).
<b>6</b>	With freshman <b>Trevor Janicke</b> joining the program, six father-son combinations have played for the Irish including Trevor and his father, <b>Curtis '93</b> , as well as sophomore <b>Graham Slaggert</b> and his father/Associate Head Coach <b>Andy Slaggert '89</b> .
<b>4</b>	Notre Dame has an active four-year NCAA tournament appearance streak, including Frozen Four appearances in 2017 and 2018, which is the longest streak in program history and is the fourth-longest active streak in the NCAA (the Irish have also appeared in seven of the last 10 NCAA Tournaments).
<b>3.80</b>	Notre Dame's 3.80 goals per game mark ranks seventh nationally and second among Big Ten Teams (Penn State ranks third nationally with a 4.73 average).
<b>3</b>	<b>Cam Morrison</b> has three career overtime goals, which is tied for the active lead across the NCAA. Two of his three overtime winners have come in postseason play, clinching the 2018 Big Ten Tournament championship with a goal against Ohio State and sending the Irish to the 2019 NCAA Northeast Regional Final with the OT winner versus Clarkson.
<b>.588</b>	The Fighting Irish are tied with Minnesota State for the NCAA lead with a .588 faceoff winning percentage as a team. <b>Mike O'Leary</b> (.613) and <b>Jake Pivonka</b> (.601) are each above .600 for the season.

### 2019-20 SCHEDULE // RESULTS

Date	ND Rk	Opp Rk	Opponent	Location	TV	Time/Score
Oct. 6	9/10	--/--	USNTDP (exh.)	Plymouth, Mich.	CN-900 (Det.)	W, 4-2
Oct. 11	8/9	RV/--	Air Force	Notre Dame, Ind.	NBCSN	W, 4-3
Oct. 13	8/9	RV/--	Air Force	Notre Dame, Ind.	NHLN/NBCSC+	W, 6-1
Oct. 25	5/4	--/--	Lake Superior State	Notre Dame, Ind.	NBCSN	W, 5-2
Oct. 26	5/4	--/--	Lake Superior State	Notre Dame, Ind.	NHLN/NBCSC+	W, 6-4
Nov. 1	5/4	RV/--	at Minnesota	Minneapolis, Min.	BTN	T, 2-2 (ot)
Nov. 2	5/4	RV/--	at Minnesota	Minneapolis, Min.	FSN	W, 5-3
Nov. 8	5/5	9/8	Ohio State	Notre Dame, Ind.	NBCSN	W, 3-2 (ot)
Nov. 9	5/5	9/8	Ohio State	Notre Dame, Ind.	SNY	W, 2-1
Nov. 15	4/3	15/15	at Wisconsin	Madison, Wisc.	FSW	L, 3-0
Nov. 16	4/3	15/15	at Wisconsin	Madison, Wisc.	BTN+	W, 5-4 (ot)
Nov. 22	3/3	--/--	at Michigan State	East Lansing, Mich.	BTN+	7 p.m.
Nov. 23	3/3	--/--	at Michigan State	East Lansing, Mich.	BTN+	7 p.m.
Nov. 29			Bowling Green	Notre Dame, Ind.	NBCApp	7 p.m.
Nov. 30			at Bowling Green	Bowling Green, Ohio	FloHockey	7 p.m.
Dec. 6			at Boston College	Boston, Mass.	CBS All-Access	7 p.m.
Dec. 8			Boston College	Notre Dame, Ind.	NBCSP+	5 p.m.
Dec. 13			Penn State	Notre Dame, Ind.	NHLN/NBCSC+	7 p.m.
Dec. 14			Penn State	Notre Dame, Ind.	NBCApp	6 p.m.
Jan. 3			Western Michigan	Notre Dame, Ind.	NBCSN	7 p.m.
Jan. 5			at Western Minnesota	Kalamazoo, Mich.		5 p.m.
Jan. 10			Michigan	Notre Dame, Ind.	NBCSN	7 p.m.
Jan. 11			Michigan	Notre Dame, Ind.		6 p.m.
Jan. 17			at Ohio State	Columbus, Ohio		6 p.m.
Jan. 18			at Ohio State	Columbus, Ohio		5 p.m.
Jan. 24			Wisconsin	Notre Dame, Ind.	NBCSC+/NBCSP+	7 p.m.
Jan. 25			Wisconsin	Notre Dame, Ind.	NBCSC+/NBCSP+	6 p.m.
Jan. 31			at Penn State	State College, Pa.	BTN	6 p.m.
Feb. 1			at Penn State	State College, Pa.		6 p.m.
Feb. 14			Minnesota	Notre Dame, Ind.	NBCSN	7 p.m.
Feb. 15			Minnesota	Notre Dame, Ind.	NBCSC+/NBCSP+	6 p.m.
Feb. 21			at Michigan	Ann Arbor, Mich.	BTN	6 p.m.
Feb. 22			at Michigan	Ann Arbor, Mich.	BTN	4 p.m.
Feb. 28			Michigan State	Notre Dame, Ind.	NBCSN	7 p.m.
Feb. 29			Michigan State	Notre Dame, Ind.	NBCSP+	6 p.m.
March 6-8			B1G Quarterfinals	Campus Sites		TBA
March 14			B1G Semifinals	Campus Sites		TBA
March 21			B1G Championship	Campus Site		TBA
March 27-29			NCAA Regionals	TBD		TBA
April 9-11			NCAA Frozen Four	Detroit, Mich.		TBA

-- Rankings: USCHO.com/USA Today/USA HM; ranking listed at time of game | All times Eastern |

-- TV: NBC Sports Network [NBCSN] | NBC Sports Chicago+ [NBCSC+] | NBC Sports Philadelphia+ [NBCSP+] | Big Ten Network [BTN] | Fox Sports North.+ [FSN] | Fox Sports Midwest [FSW] | SportsNet New York [SNY]

UNIVERSITY INFORMATION	
School	University of Notre Dame
Location	Notre Dame, IN 46556
Founded	1842
Enrollment	8,530 (undergraduate), 12,393 (total)
Nickname	Fighting Irish
Colors	Gold and Blue
Affiliation	NCAA Division I
Conference	Big Ten (B1G)
President	Rev. John I. Jenkins
Provost	Thomas Burish
NCAA Faculty Representative	Patricia Bellia (Harvard '91)
Athletics Director	Jack Swarbrick (Notre Dame '76)
Sr. Assoc. Athletic Director/Sport Admin.	Tom Nevala (Notre Dame '90)
Ticket Office Phone	(574) 631-7356
Home Ice (capacity)	Compton Family Ice Arena (4,850) Charles "Lefty" Smith Rink
Ice Surface	200 x 90

HOCKEY STAFF INFORMATION	
Head Coach	Jeff Jackson (Michigan State '78)
Record at Notre Dame	327-192-58 (15th season)
Record Overall	509-244-83 (21st season)
Regular Season Big Ten Record	32-18-4 (third season)
Associate Head Coach	Paul Pooley (Ohio State '84)
Associate Head Coach	Andy Slaggert (Notre Dame '89)
Volunteer Assistant Coach	Kyle Lawson (Notre Dame '10)
Coordinator of Hockey Operations	Nick Seirgiej (Wisconsin-River Falls '06)
Athletic Trainer	Kevin Ricks
Equipment Specialist	Ron Grove
Strength and Conditioning Coach	Tony Rolinski
Administrative Assistant	Sue Halasz
Hockey Office Phone	(574) 631-3630

TEAM INFORMATION	
2018-19 Overall Record	23-14-3
2018-19 Big Ten Record/Finish	11-11-2 (2nd)
2018-19 Post Season	Big Ten Champions NCAA Northeast Regional Final
Letter Winners Returning	20 (11 forwards, 6 defensemen, 3 goaltenders)
Letter Winners Lost	6 (4 forwards, 2 defensemen)
Newcomers	8 (5 forwards, 2 defenseman, 1 goaltender)
2019-20 Captain	Cal Burke
2019-20 Alternate Captains	Tory Dello, Cale Morris
NCAA Appearances	10 (Last: 2019)
NCAA Frozen Four Appearances	Four (2008, 2011, 2017, 2018)
All-Americans	15 players/16 times (Last: Bobby Nardella 2019)
Academic All-Americans	Nine (Last: Peter Schneider in 2015)

## FOR STARTERS

- The Fighting Irish continue a stretch of four straight road games with a weekend series at Michigan State (Nov. 22-23).
- Heading into the series, the Irish (13 points) and Michigan State (nine points), which swept Michigan last weekend, rank second and third in the Big Ten standings.
- Third ranked Notre Dame is coming off a 5-4 overtime win at Wisconsin to split last weekend's series at the Kohl Center (Nov. 15-16).
- Alex Steeves had the overtime game winner, while Colin Theisen scored the game-tying goal at 13:36 of the third period.
- Notre Dame has now posted six comeback wins this season, including three third period comebacks (both wins over Ohio State and the overtime victory at Wisconsin).
- Since joining the Big Ten, the Fighting Irish are 8-1-1 against the Spartans.
- Cale Morris has been the goaltender of record in all 10 of those games, posting a .956 save percentage and a 1.39 goals-against average to go along with three shutouts.
- Last season, Notre Dame went 5-0-1 against Michigan State, including sweeping the Spartans in the Big Ten Tournament by scores of 1-0 and 2-0 (March 8-9).
- At 3.80 goals per game, the Irish enter the weekend with the nation's seventh-ranked offense (second in the Big Ten).
- Notre Dame's .850 (8-1-1) winning percentage ranks tied for third in the country.
- At .588, the Fighting Irish are tied with Minnesota State for the NCAA lead in faceoff winning percentage.
- Sophomore Nate Clurman ranks first in the country with a +14 plus/minus rating, with North Dakota's Collin Adams and Harvard's Henry Thrun tied for second at +12.
- Senior Mike O'Leary ranks second in the Irish with 12 points (5-7-12) and dating back to last season's series at Wisconsin on Jan. 18-19, 2019, O'Leary has 28 points (9-19-28) in his last 29 games played (career: 123 GP, 16-30-46).
- Freshman forward Jesse Lansdell became the latest Fighting Irish player to score when he netted his first career tally at Wisconsin in the 5-4 overtime win (Nov. 16), becoming Notre Dame's 16th goal scorer this season.

## THE NOTRE DAME - MSU SERIES

- Former CCHA rivals, the Irish and Spartans have met 123 times dating back to their first meeting in 1926, which was played at the University Rink in East Lansing, Michigan (Notre Dame won the first game, 3-1).

MEDIA INFORMATION	
Director of Athletics Communications (Hockey Contact)	Dan Colleran
Office Phone   Cell Phone	574-631-7519   574-339-9810
Email	dcollera@nd.edu
Assistant Athletics Communications Director (Secondary Hockey Contact)	Pat Durant
Cell Phone	574-485-4521
Email	pdurant@nd.edu
Compton Family Ice Arena Press Box Phone	574-631-4899
Mailing Address	University of Notre Dame 100 Compton Family Ice Arena Notre Dame, IN 46629
Media Availability	Coach Jackson and requested players are generally available once per week and then after a post-game cooling off period. Please contact Dan Colleran with requests or to be added to the email distribution list regarding availability.
Additional Media Info	UND.com/pressbox

No.	Name	Pos.	Ht.	Wt.	Cl.	Hometown/Last Team
1	Dylan St. Cyr	G	5-9	189	Jr.	Northville, MI/USNTDP (USHL)
2	Nate Clurman	D	6-2	207	So.	Boulder, CO/Sioux City (USHL)
3	Ryan Carmichael	D	6-2	191	Fr.	Greenwich, CT/Lincoln (USHL)
4	Nick Leivermann	D	5-11	184	So.	Eden Prairie, MN/Penticton (BCHL)
5	Matt Hellickson	D	6-1	192	Jr.	Rogers, MN/Sioux City (USHL)
6	Tory Dello	D	6-0	199	Sr.	Crystal Lake, IL/Tri-City (USHL)
8	Matt Steeves	F	6-0	203	Jr.	Eden Prairie, MN/Muskegon (USHL)
10	Cam Burke	F	5-8	170	So.	Boxborough, MA/Sioux Falls (USHL)
11	Cal Burke	F	5-10	184	Sr.	Boxborough, MA/Cedar Rapids (USHL)
13	Colin Theisen	F	6-0	194	Jr.	Monroe, MI/Dubuque (USHL)
14	Jesse Lansdell	Fr.	5-11	185	Fr.	Surrey, B.C./Vernon (BCHL)
15	Michael Graham	F	6-1	198	So.	Eden Prairie, MN/Dubuque (USHL)
16	Alex Steeves	F	5-10	188	So.	Eden Prairie, MN/Dubuque (USHL)
17	Pierce Crawford	F	5-9	185	Jr.	Park Ridge, IL/Youngstown (USHL)
18	Graham Slaggert	F	6-0	187	So.	South Bend, IN/Cedar Rapids (USHL)
19	Mike O'Leary	F	6-1	200	Sr.	Halifax, NS/Dubuque (USHL)
20	Jake Pivonka	F	6-0	205	So.	Naperville, IL/USNTDP (USHL)
21	Max Ellis	F	5-9	151	Fr.	Canton, MI/Muskegon (USHL)
22	Jack MacNab	F	6-0	202	Fr.	Indianapolis, IN/Central Illinois (USHL)
24	Spencer Stastney	D	5-11	189	So.	Mequon, WI/USNTDP (USHL)
25	Solag Bakich	F	6-0	194	Fr.	Dallas, TX/Waterloo (USHL)
26	Cam Morrison	F	6-3	214	Sr.	Aurora, ONT/Youngstown (USHL)
27	Trevor Janicke	F	5-10	191	Fr.	Maple Grove, MN/Central Illinois (USHL)
28	Christian DiCesare	D	6-1	205	Fr.	Morristown, NJ/Omaha (USHL)
29	Charlie Raith	D	5-9	174	Fr.	Winnetka, IL/Central Illinois (USHL)
30	Ryan Bischel	G	6-1	189	Fr.	Medina, MN/Farho (USHL)
32	Cale Morris	G	6-1	195	Sr.	Larkspur, CO/Waterloo (USHL)
33	Nick Sanford	G	6-1	192	Jr.	Morristown, NJ/Boston (USPHL)

1	Dylan Saint Sear
13	Colin Ty-sin
25	SO-lawg Bawk-itch
27	Trevor Jan-ick-ee
29	Charlie Rayth (rhymes with "faith")

**COACHING STAFF**

Head Coach	Jeff Jackson (Michigan State '78)
Associate Head Coach	Paul Pooley (Ohio State '84)
Associate Head Coach	Andy Slaggert (Notre Dame '89)
Volunteer Assistant Coach	Kyle Lawson (Notre Dame '10-)
Coordinator of Hockey Operations	Nick Seirgiej (Wisconsin-River Falls '06)
Athletic Trainer	Kevin Ricks
Equipment Specialist	Ron Grove
Strength and Conditioning Coach	Tony Rolinski

- All-time, the Spartans lead the series 63-48-12, including a 37-17-4 mark when playing at home.
- The first meetings as a Notre Dame varsity sport were in the 1970-71 season when the Spartans came to South Bend and split a weekend series: Michigan State took the first game 10-5, before the Irish bounced back for a 4-3 victory the second night.
- Since the turn of the century (2000-01 season), the Irish hold the narrow advantage as Notre Dame is 22-18-7 against Michigan State since 2000.
- Of those 47 games, eight have gone to overtime and 15 have been decided by a single goal.
- Irish head coach Jeff Jackson is 31-16-9 all-time against his alma mater Michigan State (including his time at Lake Superior State).
- Jackson graduated from Michigan State in 1978 with a degree in communications, followed by an education degree in 1979.
- Jackson coached current Michigan State head coach Danton Cole and current Spartan assistant Chris Luongo during their junior hockey days with the Detroit Falcons and then Jackson also coached Cole during the 1983-84 season with the Fraser Flags of the Great Lakes Junior Hockey League (GLJHL).
- The current Notre Dame roster features three Michigan natives: Dylan St. Cyr (Northville, Michigan), Max Ellis (Canton, Michigan) and Colin Theisen (Monroe, Michigan).

**VERSUS THE SPARTANS IN THE BIG**

- Since joining the Big Ten, Notre Dame is 8-1-1 against Michigan State including a current six-game unbeaten streak after going 5-0-1 against the Spartans last season.
- Last season's meetings included a home sweep by the Irish in the first round of the Big Ten tournament.
- Notre Dame won game one by a score of 1-0 and then took game two by a 2-0 score as Cale Morris stopped all 55 shots he faced in the series.
- Mike O'Leary had the game one game winner, while Pierce Crawford (GWG) and Graham Slaggert scored in game two.
- Notre Dame's career offensive leaders versus the Spartans include Mike O'Leary (10 GP; 2-4-6), Cal Burke (8 GP; 3-2-5), Colin Theisen (10 GP; 3-2-5) and Michael Graham (6 GP, 2-3-5).
- Cam Burke has scored two of his six career goals against the Spartans, including his first career goal which was the game winner in Notre Dame's 3-1 win at Michigan State on Nov. 16, 2018.
- In net, Cale Morris is 8-1-1 against the Spartans with an impressive .956 save percentage to go along with a 1.39 goals against average and three shutouts.

**FAST STARTS**

- Notre Dame's unbeaten streak to open the 2019-20 season was snapped at eight games (7-0-1), which marked the best unbeaten streak to start a season in program history.
- The subsequent 8-1-1 start by the Irish is the best start since also opening with an 8-1-1 record in 2006-07 (finished 32-7-3).
- On Nov. 8-9, the Irish swept a pair of tightly contested games with Ohio State by erasing one-goal, third period deficits in both games: winning game one 3-2 in overtime and game two 2-1.
- With that weekend sweep of the Buckeyes, the Irish extended their winning streak at Compton Family Ice Arena to 10 games dating back to the start of the 2018 Big Ten Tournament (March 9, 2018).
- It also marked Notre Dame's first sweep of a top-10 opponent since Nov. 24-25, 2017 when the Irish topped sixth-ranked Minnesota 1-0 and 5-2.

**GOALTENDER WIN TOTALS**

- Senior goaltender Cale Morris is 51-22-5 in his Irish career, 29 games above .500.
- Morris is the fifth Fighting Irish goaltender to reach 50 career wins and he is climbing

WHERE THEY'RE FROM
Colorado (2)
Cale Morris ..... Larkspur, Colorado
Nate Clurman ..... Boulder, Colorado
Connecticut (1)
Ryan Carmichael ..... Greenwich, Colorado
Illinois (4)
Tory Dello ..... Crystal Lake, Illinois
Pierce Crawford ..... Park Ridge, Illinois
Jake Pivonka ..... Woodridge, Illinois
Charlie Raith ..... Winnetka, Illinois
Indiana (2)
Jack MacNab ..... Indianapolis, Indiana
Graham Slaggert ..... South Bend, Indiana
Massachusetts (2)
Cal Burke ..... Boxborough, Massachusetts
Cam Burke ..... Boxborough, Massachusetts
Michigan (3)
Dylan St. Cyr ..... Northville, Michigan
Max Ellis ..... Canton, Michigan
Colin Theisen ..... Monroe, Michigan
Minnesota (7)
Ryan Bischel ..... Medina, Minnesota
Matt Hellickson ..... Rogers, Minnesota
Nick Leivermann ..... Eden Prairie Minnesota
Michael Graham ..... Eden Prairie, Minnesota
Trevor Janicke ..... Maple Grove, Minnesota
Matt Steeves ..... Eden Prairie, Minnesota
Alex Steeves ..... Eden Prairie, Minnesota
New Jersey (2)
Christian DiCesare ..... Morristown, New Jersey
Nick Sanford ..... Morristown, New Jersey
Texas (1)
Solag Bakich ..... Dallas, Texas
Wisconsin (1)
Spencer Stastney ..... Mequon, Wisconsin
Canada (3)
Jesse Lansdell ..... Surrey, British Columbia
Cam Morrison ..... Aurora, Ontario
Mike O'Leary ..... Halifax, Nova Scotia

2019-20 HONORS & AWARDS			
Player	Year	Pos.	Awards
Cal Burke	Sr.	F	<ul style="list-style-type: none"> <li>B1G Second Star of the Week (Oct. 29)</li> <li>Honorable Mention Preseason All-Big Ten (Sept. 30)</li> </ul>
Cale Morris	Sr.	G	<ul style="list-style-type: none"> <li>First Team Preseason All-Big Ten (Sept. 30)*</li> <li>* - <i>Unanimous selection</i></li> </ul>
Cam Morrison	Sr.	F	<ul style="list-style-type: none"> <li>B1G Third Star of the Week (Nov. 5)</li> </ul>
Mike O'Leary	Sr.	F	<ul style="list-style-type: none"> <li>HCA National Player of the Month for October (Nov. 8)</li> <li>B1G First Star of the Week (Oct. 29)</li> </ul>
Notre Dame			<ul style="list-style-type: none"> <li>College Hockey News Team of the Week (Nov. 12)</li> </ul>

the all-time Notre Dame wins list:

Rank. Name (Years)	Career Victories
1. Jordan Pearce (2005-09)	59
2. Steven Summerhays (2010-14)	57
3. David Brown (2003-07)	55
Cal Petersen (2014-17)	55
<b>5. Cale Morris (2016-pres.)</b>	<b>51</b>

### THREE GOALS AND COUNTING

- Over the past two seasons, the Irish are 24-0-1 when scoring at least three goals.
- In 2019-20, the Irish are 7-0-0 when scoring at least three times.
- In 2018-19, Notre Dame went 17-0-1 when scoring three or more goals.
- The lone tie in 2018-19 came when Notre Dame opened the season on Oct. 12 against Mercyhurst in the Ice Breaker - a game that ended knotted at 6-6 before Notre Dame won the shootout to advance to the championship game.

### THREE-SEASON WIN TOTALS

- Over the last three seasons (2017-18, 2018-19 and 2019-20), Notre Dame has totaled 59 wins to rank tied for second in the NCAA and first in the Big Ten over that span (as of Nov. 20):
- 1) 69 wins: Minnesota State
- 2) 59 wins: **Notre Dame** and Minnesota Duluth
- 4) 57 wins: St. Cloud State and Clarkson
- 6) 56 wins: Northeastern
- 7) 55 wins: Denver, UMass and Bowling Green

### OF NCAA NOTE

- Notre Dame is coming off a program-best fourth consecutive trip to the NCAA tournament in 2018-19, which is also the fourth-longest active NCAA appearance streak.
- The Fighting Irish advanced to a regional final for the third consecutive season in 2019, having won regional final games in 2017 and 2018 to advance to back-to-back Frozen Fours.
- Notre Dame is one of three teams to make it to the NCAA Regional Finals in each of the last three seasons, joining Denver and Minnesota Duluth.
- The Fighting Irish have made seven of the last 10 NCAA tournaments, tied for the third most in the NCAA.

### B1G PRESEASON HONORS

- Cale Morris was named a unanimous Preseason All-Big Ten First Team selection and Cal Burke was tabbed as an Honorable Mention honoree (Sept. 30).
- The Fighting Irish were picked to finish second in the Big Ten preseason coaches' poll: 1. Penn State

**USCHO.com Division I Men's Poll  
(November 18, 2019)**

Rk. Team (1st-place votes)	Record	Points	Last Week
1. Minnesota State (36)	8-1-1	983	1
2. Cornell (13)	6-0-0	948	3
<b>3. Notre Dame</b>	<b>8-1-1</b>	<b>830</b>	<b>4</b>
4. Denver	8-2-2	820	2
5. North Dakota (1)	8-1-2	809	9
6. Penn State	9-2-0	787	8
7. Massachusetts	7-3-0	680	5
8. Clarkson	8-3-1	619	7
9. Minnesota Duluth	5-4-1	570	6
10. Harvard	5-0-0	561	13
11. Ohio State	6-3-1	467	11
12. Providence	6-4-2	433	10
13. Northeastern	6-4-2	342	14
14. Boston College	7-4-0	341	16
15. UMass Lowell	7-3-4	266	12
16. Wisconsin	6-6-0	250	15
17. Bowling Green	7-4-0	231	17
18. Omaha	6-3-1	148	19
19. Northern Michigan	7-3-2	137	18
20. Western Michigan	6-4-2	104	20

**Others receiving votes:** Maine 83, Quinnipiac 52, Arizona State 11, Alaska 9, RIT 7, Colorado College 4, Dartmouth 4, New Hampshire 3, Robert Morris 1.

**USA Today/USA Hockey Magazine Poll  
(November 18, 2019)**

Rk. Team	Points (1st-place votes)	Last Poll	Record	WR
1. Minnesota State University	488 (19)	T-1	8-1-1	8
2. Cornell University	483 (15)	4	6-0-0	8
3. University of Notre Dame	413	3	8-1-1	8
4. University of Denver	377	T-1	8-2-2	8
5. Penn State University	356	8	9-2-0	8
6. University of North Dakota	342	9	8-1-2	4
7. University of Massachusetts	271	5	7-3-0	8
8. Harvard University	253	12	5-0-0	3
9. Clarkson University	233	7	8-3-1	8
10. University of Minnesota Duluth	199	6	5-4-1	8
11. Ohio State University	154	11	6-3-1	8
12. Boston College	133	NR	7-4-0	6
13. Providence College	130	10	6-4-2	8
14. Northeastern University	73	14	6-4-2	8
15. Bowling Green State University	40	NR	7-4-0	1

**Others receiving votes:** University of Massachusetts Lowell, 33; University of Nebraska Omaha, 29; University of Wisconsin, 19; Northern Michigan University, 14; University of Maine, 13; Western Michigan University, 12; University of Michigan, 11; Quinnipiac University, 4.

**Notre Dame in the Polls**

Date	USCHO.com	USA Today
September 30 (Preseason)	9	10
October 7	8	9
October 14	7	7
October 21	5	4
October 28	5	4
November 4	5	5
November 11	4	3
November 18	3	3

- **2. Notre Dame**
- 3. Wisconsin
- 4. Ohio State
- 5. Minnesota
- 6. Michigan
- 7. Michigan State

**BURKE NAMED CAPTAIN**

- Senior Cal Burke was named the team captain for 2019-20, while his classmates Tory Dello and Cale Morris will take on alternate captain roles.
- Burke served as an alternate captain as a junior.
- Dello and Morris will each be donning a letter for the first time in their Irish careers.
- Morris becomes the second goaltender under Jackson to wear a letter following Cal Petersen, who served as the team's captain for the 2016-17 season.

**FAMILY TIES**

- The 2019-20 Notre Dame roster features two sets of brothers, Cal and Cam Burke and Matt and Alex Steeves.
- They are the 12th and 13th sets of brothers to skate together at Notre Dame and the first since Ben (2008-11) and Andy Ryan (2012-16).
- Junior goaltender Dylan St. Cyr is the son of Son of Gerry St. Cyr, who played five seasons of professional hockey including the AHL's New Haven Senators and Manon Rheaume, who played goaltender for Canada at the 1998 Olympic Winter Games and in several world championships and who was the first woman to appear in an NHL pre-season game when she skated for the Tampa Bay Lightning in 1992.
- Sophomore forward and South Bend native, Graham Slaggert, joins his father Andy Slaggert who serves as Associate Head Coach and former star for the Irish.
- The Slaggers were the fifth father-son duo to suit up for Notre Dame.
- Sophomore forward Jake Pivonka is the son of Czech Republic native and former NHL player Michael Pivonka who played over 800 games with the Washington Capitals (1986-99).
- Freshman forward Trevor Janicke is the son of Curtis Janicke, who played for the Irish from 1989-93, appearing in 125 games while scoring 46 goals and adding 98 assists 144 points.
- Trevor and Curtis are now the sixth father-son duo to play for the Irish.
- Freshman forward Solag Bakich is the son of Huntley Bakich, who was a linebacker for the Fighting Irish football team during the Lou Holtz era.

**IRISH IN THE NHL**

- Nine former Notre Dame players have played in the NHL so far this season, including: Anders Bjork (Boston Bruins), Ian Cole (Colorado Avalanche), Vinnie Hinostroza (Arizona Coyotes), Anders Lee (New York Islanders), Kyle Palmieri (New Jersey Devils), Bryan Rust (Pittsburgh Penguins), Riley Sheahan (Edmonton Oilers) and T.J. Tynan (Colorado Avalanche).
- Lee signed a seven-year, \$49 million contract to stay in New York this past summer and is in his second season serving at the Islanders' captain.
- A 2019 NHL All-Star, Palmieri has already notched a hat trick for the Devils this season.
- Palmieri is one of three Notre Dame hockey players to be selected in the first round of the NHL Draft, joining Cole and Sheahan.
- Rust, a two-time Stanley Cup Champion with the Pittsburgh Penguins, netted a career-high 18 goals last season while collecting 35 points in 72 games, and recently went on a seven game point streak.
- Cole is in the midst of his second season with the Colorado Avalanche after posting 15 points (2G, 13A) in 71 games last season.



- Hinostroza is in his second season with the Arizona Coyotes after posting career-highs in goals (16), assists (23) and points (39) a season ago.
- Sheahan is playing his first season with the Edmonton Oilers in what will be his ninth NHL season.
- After battling back from two injury plagued seasons, Bjork was recalled by Boston in the middle of October.
- Gilbert has been up and down, playing in three games for the Blackhawks so far this season (as of Nov. 19).
- Tynan was recalled and made his Avalanche debut on Nov. 7 and has now played five games (as of Nov. 19).
- In total, 35 former Irish players have seen ice time in the NHL, 20 of whom played at Notre Dame under current head coach Jeff Jackson.

## PRO IRISH WEARING THE “C”

- While Cal Burke has been named the captain for Notre Dame this season, Irish alumni in the professional ranks are also picking up the honor and responsibility of wearing the “C” in 2019-20.
- Anders Lee, who captained the Irish in 2012-13, is in his second season serving as captain of the New York Islanders.
- Steven Fogarty, who was a two-year captain at Notre Dame in 2014-15 and 2015-16, was named the captain of the Hartford Wolfpack (AHL) to start the 2019-20 season.
- Sam Herr, an alternate captain with the Irish in 2015-16, was named the Nottingham Panthers’ (EHL) for the 2019-20 season.
- Bo Brauer, a 2018 Notre Dame graduate, was named captain of the Worcester Railers (ECHL) to start the 2019-20 season as well.

## YOUTH MOVEMENT

- The 2019-20 Notre Dame roster features 17 underclassmen (versus 11 upperclassmen).
- The Irish once again are among the 10 youngest teams in college hockey by average age as of Oct. 1 (College Hockey Inc.):
  - Minnesota – 20 years, 240 days
  - Wisconsin – 20 years, 256 days
  - Boston University – 20 years, 278 days
  - Boston College – 20 years, 294 days
  - Quinnipiac – 20 years, 357 days
  - Connecticut – 21 years, 5 days
  - Providence – 21 years, 24 days
  - Denver – 21 years, 57 days
  - Harvard – 21 years, 86 days
  - **Notre Dame – 21 years, 88 days**

## IN THE CLASSROOM

- Notre Dame’s posted another GSR rating of 95 in October, 2019 marking the 15th consecutive season the Fighting Irish posted at least a 94 in the annual four-year graduation success rating from the NCAA.
- In the 2019-20 federal standings, Notre Dame’s hockey score of 91 ranked sixth among all Division I men’s ice hockey programs and first in the Big Ten.
- Last season, Cam Burke (Fall), Charlie Raith (Fall and Spring) and Alex Steeves (Fall and Spring) were each named to the Dean’s List.

## NOTRE DAME IN THE 2019 NHL DRAFT

- Freshman forward Trevor Janicke was selected in the 2019 NHL Draft when the Anaheim Ducks picked him in the fifth round (132nd overall).
- The Irish have seen at least one player selected in the National Hockey League Entry

Draft every year since 2004, and in 21 of the last 22 years.

- He was the 85th member of the Notre Dame hockey program to be selected in the NHL Draft.
- In head coach Jeff Jackson’s tenure, 38 Irish players have been selected in the draft.

## 2019 BIG TEN CHAMPIONSHIP RECAP

- Cam Morrison scored the game-winning goal in the Big Ten title game for the second consecutive season and Cale Morris finished with 46 saves en route to earning the tournament’s Most Outstanding Player honor for the second consecutive season as the Irish posted a 3-2 win over Penn State (March 23).
- The win sent Notre Dame to the NCAA Tournament for a program-record fourth consecutive season.
- Spencer Stastney scored his first career goal early in the first period to give the Irish a 1-0 lead and Cal Burke also netted a first period tally for the Irish.
- It marked the eighth championship in program history, all under the guidance of head coach Jeff Jackson:
  - Regular-season: 2006-07 (CCHA), 2008-08 (CCHA), 2017-18 (B1G)
  - Tournament: 2007 (CCHA), 2009 (CCHA), 2013 (CCHA), 2018 & 2019 (B1G)
- To reach the 2019 title game, Notre Dame swept Michigan State in the quarterfinals (March 8-9) and then defeated Minnesota in the semifinals with Michael Graham’s power-play goal 53 seconds into overtime proving to be the difference (March 16).
- In the first three Big Ten tournament games, Mike O’Leary, Pierce Crawford and Michael Graham accounted for Notre Dame’s game-winning goals.
- Cale Morris posted a 0.75 goals-against average and a .977 save percentage in the 2019 Big Ten Tournament.
- The Irish are now 6-0-0 on Big Ten Tournament games since joining the Big Ten.

## FUTURE IRISH

- Six players signed NHL’s during the early signing period to join the Irish.
- Forward Tyler Carpenter (Palatine, Illinois/Chicago Steel), defenseman Ryan Helliwell (Burnaby, British Columbia/Langley Rivermen), defenseman Zach Plucinski (Eagle River, Alaska/Omaha Lancers), forward Ryder Rolston (Birmingham, Michigan/Waterloo Black Hawks), forward Landon Slaggert (South Bend, Indiana/USNTDP) and defenseman Hunter Weiss (Lake Forest, Illinois/Madison Capitols).
- Rolston is the son of Brian Rolston, who played for head coach Jeff Jackson at Lake Superior State, while Slaggert will join his father, Andy, and brother, Graham.
- In addition, Grant Silianoff (Edina, Minnesota/Cedar Rapids RoughRiders) signed last fall.

**MICHIGAN STATE SERIES [ENTERING THE WEEKEND]**

**SERIES HISTORY**

MSU leads 63-48-12 (123 games)  
 At Notre Dame: ND leads 29-23-8  
 At MSU: MSU leads 37-17-4  
 At Neutral Sites: MSU leads 3-2-0  
 Overtime Wins: ND 2, MSU 1  
 One-Goal Wins: MSU 18, ND 15  
 Current Series Streak: ND 5-0-1

**SERIES RECORDS**

ND Most Goals (Game): 13, in 1973 (ND 13-5)  
 MSU Most Goals (Game): 10, 2x; last in 1973 (MSU 10-2)  
 High-Scoring Game: 18, in 1973 (ND 13-5)  
 Low-Scoring Game: 1, 5x; last in 2019 (ND 1-0)  
 Longest ND Win Streak: 6 games (current)  
 Longest MSU Win Streak: 5 games (6x; last in 2004-06)  
 Shutouts By: MSU 8, ND 7

Year	Host	Site	Arena	Win	Loss	Tie	Result
1926-27	Michigan State	Lansing, Mich.	University Rink	W			3-1
1970-71	Notre Dame	Notre Dame, Ind.	Joyce Center		L		5-10
	Notre Dame	Notre Dame, Ind.	Joyce Center	W			4-3
	Michigan State	East Lansing, Mich.	Demonstration Hall		L		3-6
	Michigan State	East Lansing, Mich.	Demonstration Hall		L		4-6
1971-72	Michigan State	East Lansing, Mich.	Demonstration Hall		L		2-8
	Michigan State	East Lansing, Mich.	Demonstration Hall		L		1-4
	Notre Dame	Notre Dame, Ind.	Joyce Center		L (OT)		8-9
	Notre Dame	Notre Dame, Ind.	Joyce Center	W			6-2
1972-73	Notre Dame	Notre Dame, Ind.	Joyce Center	W			8-5
	Notre Dame	Notre Dame, Ind.	Joyce Center	W			13-5
	Michigan State	East Lansing, Mich.	Demonstration Hall		L		2-10
	Michigan State	East Lansing, Mich.	Demonstration Hall	W			6-5
1973-74	Michigan State	East Lansing, Mich.	Demonstration Hall		L		5-8
	Michigan State	East Lansing, Mich.	Demonstration Hall		L		5-9
	Notre Dame	Notre Dame, Ind.	Joyce Center	W			8-3
	Notre Dame	Notre Dame, Ind.	Joyce Center		L		2-4
1974-75	Michigan State	East Lansing, Mich.	Munn Ice Arena		L		3-5
	Michigan State	East Lansing, Mich.	Munn Ice Arena			T (OT)	4-4
	Notre Dame	Notre Dame, Ind.	Joyce Center		L		3-7
	Notre Dame	Notre Dame, Ind.	Joyce Center		L		0-7
1975-76	Michigan State	East Lansing, Mich.	Munn Ice Arena		L		2-6
	Michigan State	East Lansing, Mich.	Munn Ice Arena		L		2-3
	Notre Dame	Notre Dame, Ind.	Joyce Center		L		6-7
	Notre Dame	Notre Dame, Ind.	Joyce Center	W			5-2
1976-77	Notre Dame	Notre Dame, Ind.	Joyce Center	W			7-3
	Notre Dame	Notre Dame, Ind.	Joyce Center		L		5-7
	Michigan State	East Lansing, Mich.	Munn Ice Arena	W			5-2
	Michigan State	East Lansing, Mich.	Munn Ice Arena	W			10-3
1977-78	Notre Dame	Notre Dame, Ind.	Joyce Center	W			4-3
	Notre Dame	Notre Dame, Ind.	Joyce Center	W			10-2
	Michigan State	East Lansing, Mich.	Munn Ice Arena	W			2-0
	Michigan State	East Lansing, Mich.	Munn Ice Arena		L		2-3
1978-79	Notre Dame	Notre Dame, Ind.	Joyce Center	W			9-1
	Notre Dame	Notre Dame, Ind.	Joyce Center	W			5-4
	Michigan State	East Lansing, Mich.	Munn Ice Arena	W			3-2
	Michigan State	East Lansing, Mich.	Munn Ice Arena		L		3-6
1979-80	Notre Dame	Notre Dame, Ind.	Joyce Center		L		4-5
	Notre Dame	Notre Dame, Ind.	Joyce Center	W			5-3
	Michigan State	East Lansing, Mich.	Munn Ice Arena		L		6-7
	Michigan State	East Lansing, Mich.	Munn Ice Arena	W			9-5
1980-81	Notre Dame	Notre Dame, Ind.	Joyce Center	W (OT)			4-3
	Notre Dame	Notre Dame, Ind.	Joyce Center		L		0-1
	Michigan State	East Lansing, Mich.	Munn Ice Arena	W			4-2
	Michigan State	East Lansing, Mich.	Munn Ice Arena	W			4-2
1981-82	Michigan State	East Lansing, Mich.	Munn Ice Arena		L		2-4
	Notre Dame	Notre Dame, Ind.	Joyce Center		L		4-8
	Michigan State	East Lansing, Mich.	Munn Ice Arena		L		2-5
	Notre Dame	Notre Dame, Ind.	Joyce Center	W			3-2
		Detroit, Mich.	Joe Louis Arena		L		1-4
1982-83	Michigan State	East Lansing, Mich.	Munn Ice Arena		L		3-6
	Notre Dame	Notre Dame, Ind.	Joyce Center	W			3-2
	Notre Dame	Notre Dame, Ind.	Joyce Center		L		3-7
1992-93	Notre Dame	Notre Dame, Ind.	Joyce Center		L		4-8
	Michigan State	East Lansing, Mich.	Munn Ice Arena		L		1-5
	Michigan State	East Lansing, Mich.	Munn Ice Arena		L		2-5
1993-94	Michigan State	East Lansing, Mich.	Munn Ice Arena		L		0-3
	Notre Dame	Notre Dame, Ind.	Joyce Center			T (OT)	1-1
	Notre Dame	Notre Dame, Ind.	Joyce Center			T (OT)	1-1
1994-95	Michigan State	East Lansing, Mich.	Munn Ice Arena		L		1-4
	Notre Dame	Notre Dame, Ind.	Joyce Center		L		3-8
	Michigan State	East Lansing, Mich.	Munn Ice Arena		L		1-4
1995-96	Michigan State	East Lansing, Mich.	Munn Ice Arena		L		2-6
	Michigan State	East Lansing, Mich.	Munn Ice Arena		L		1-7
	Notre Dame	Notre Dame, Ind.	Joyce Center			T (OT)	4-4
1996-97	Michigan State	East Lansing, Mich.	Munn Ice Arena		L		3-4
	Notre Dame	Notre Dame, Ind.	Joyce Center		L		0-3
	Notre Dame	Notre Dame, Ind.	Joyce Center		L		2-3
1997-98	Notre Dame	Notre Dame, Ind.	Joyce Center		L		1-5
	Michigan State	East Lansing, Mich.	Munn Ice Arena	W			6-1
	Michigan State	East Lansing, Mich.	Munn Ice Arena		L		1-3
1998-99	Notre Dame	Notre Dame, Ind.	Joyce Center			T (OT)	2-2
	Michigan State	East Lansing, Mich.	Munn Ice Arena		L		0-1
	Michigan State	East Lansing, Mich.	Munn Ice Arena		L		1-3
1999-00	Notre Dame	Notre Dame, Ind.	Joyce Center	W			1-0
	Michigan State	East Lansing, Mich.	Munn Ice Arena		L		1-4

	Notre Dame	Notre Dame, Ind.	Joyce Center			T (OT)	2-2
	Michigan State	East Lansing, Mich.	Munn Ice Arena		L		3-5
		Detroit, Mich.	Joe Louis Arena		L		0-4
2000-01	Notre Dame	Notre Dame, Ind.	Joyce Center		L		1-5
	Notre Dame	Notre Dame, Ind.	Joyce Center		L		2-3
2001-02	Michigan State	East Lansing, Mich.	Munn Ice Arena		L		0-2
	Michigan State	East Lansing, Mich.	Munn Ice Arena	W			3-2
2002-03	Notre Dame	Notre Dame, Ind.	Joyce Center		L		1-2
	Notre Dame	Notre Dame, Ind.	Joyce Center			T (OT)	3-3
2003-04	Michigan State	East Lansing, Mich.	Munn Ice Arena		L		1-3
	Michigan State	East Lansing, Mich.	Munn Ice Arena			T (OT)	3-3
2004-05	Notre Dame	Notre Dame, Ind.	Joyce Center			W (OT)	3-2
	Michigan State	East Lansing, Mich.	Munn Ice Arena		L		1-4
	Michigan State	East Lansing, Mich.	Munn Ice Arena		L		2-3
	Notre Dame	Notre Dame, Ind.	Joyce Center		L		1-2
2005-06	Notre Dame	Notre Dame, Ind.	Joyce Center		L		2-3
	Michigan State	East Lansing, Mich.	Munn Ice Arena		L		1-2
2006-07	Notre Dame	Notre Dame, Ind.	Joyce Center	W			4-1
	Michigan State	East Lansing, Mich.	Munn Ice Arena		L		0-2
		Grand Rapids, Mich.	Van Andel Arena		L		1-2
2007-08	Michigan State	East Lansing, Mich.	Munn Ice Arena		L		1-3
	Notre Dame	Notre Dame, Ind.	Joyce Center			T (OT)	1-1
		Colorado Springs, Colo.	World Arena	W			3-1
2008-09	Notre Dame	Notre Dame, Ind.	Joyce Center	W			5-0
	Michigan State	East Lansing, Mich.	Munn Ice Arena	W			2-1
2009-10	Michigan State	East Lansing, Mich.	Munn Ice Arena			T (OT)	1-1
		Ft. Wayne, Ind.	Allen Co. War Memorial Coliseum	W			4-1
	Notre Dame	Notre Dame, Ind.	Joyce Center	W			5-2
	Michigan State	East Lansing, Mich.	Munn Ice Arena			T (OT)	4-4
2010-11	Notre Dame	Notre Dame, Ind.	Joyce Center	W			6-2
	Notre Dame	Notre Dame, Ind.	Joyce Center	W			4-2
2011-12	Notre Dame	Notre Dame, Ind.	Compton Family Ice Arena	W			2-0
	Notre Dame	Notre Dame, Ind.	Compton Family Ice Arena		L		2-4
2012-13	Notre Dame	Notre Dame, Ind.	Compton Family Ice Arena	W			3-2
	Notre Dame	Notre Dame, Ind.	Compton Family Ice Arena	W			5-1
	Michigan State	East Lansing, Mich.	Munn Ice Arena	W			1-0
	Michigan State	East Lansing, Mich.	Munn Ice Arena		L		1-4
2017-18	Michigan State	East Lansing, Mich.	Munn Ice Arena	W			3-1
	Michigan State	East Lansing, Mich.	Munn Ice Arena	W			2-0
	Notre Dame	Notre Dame, Ind.	Compton Family Ice Arena	W			6-3
	Notre Dame	Notre Dame, Ind.	Compton Family Ice Arena		L		3-4
2018-19	Michigan State	East Lansing, Mich.	Munn Ice Arena	W			3-1
	Michigan State	East Lansing, Mich.	Munn Ice Arena	W			2-1
	Notre Dame	Notre Dame, Ind.	Compton Family Ice Arena	W			6-3
	Notre Dame	Notre Dame, Ind.	Compton Family Ice Arena			T (OT, NDSOW)	1-1
	Notre Dame	Notre Dame, Ind.	Compton Family Ice Arena	W			1-0
	Notre Dame	Notre Dame, Ind.	Compton Family Ice Arena	W			2-0

**HEAD COACH  
JEFF JACKSON**



- The 2019-20 season marks University of Notre Dame hockey coach Jeff Jackson's 15th season behind the Irish bench.
- The highly regarded Jackson now has over 30 years of coaching experience and is coming off back-to-back Big Ten championship seasons while also guiding the Irish to the 2018 national title game en route to being named the Spencer Penrose Award winner as the National Coach of the Year.
- Jackson was also named the Spencer Penrose award winner in 2007 and he is one of just 14 coaches to have earned the honor multiple times (dating back to 1951).
- Additionally, Jackson is the only coach to have earned the honor multiple times in the last 15 seasons.
- Notre Dame's Jeff Jackson era began in 2005 when the University searched for a coach who could move the program among the elite hockey schools in the country.
- Jackson's Notre Dame teams have made 10 trips to the NCAA Championship (2007-09, 2011, 2013-14, 2016-19), advancing to the Frozen Four four times and playing in the 2008 and 2018 national title games.
- During his 14-year run, Notre Dame has become one of the nation's top teams while playing in the Central Collegiate Hockey Association, Hockey East and now Big Ten.
- Under Jackson, the Irish won the CCHA regular-season title twice (2006-07 and 2008-09) while earning three Mason Cup championships (2007, 2009 and the final one in 2013).
- Then, in the team's first season in the Big Ten (2017-18), Notre Dame captured both the regular season and conference championships and followed up by once again winning the conference tournament in year two (2018-19).
- Jackson's success on the ice also has had a major impact off the ice for the Irish. With the wins came a commitment from the University that led to the new home of Irish hockey — The Compton Family Ice Arena — one of the finest college hockey facilities in the nation. The venue opened for business on Oct. 21, 2011.
- Since Jackson's arrival, the Irish have had 35 players selected in the National Hockey League Entry Draft, including three first round selections. In that same span, 24 players from USA Hockey's National Team

**THE JEFF JACKSON FILE | COLLEGIATE HEAD COACHING**

21st year as NCAA Div. I Head Coach					
Alma Mater: Michigan State ('78, '79)					
School	Seasons	Record			Pct.
Lake Superior State	6	182	52	25	.751
Notre Dame	15	327	192	58	.617
<b>TOTALS</b>	<b>21</b>	<b>509</b>	<b>244</b>	<b>83</b>	<b>.659</b>

**THE JEFF JACKSON FILE | ADDITIONAL HEAD COACHING**

Team	Seasons	Record			
USNTDP (USHL)	3	N/A	N/A	N/A	N/A
Guelph (OHL)	2	71	46	16	3

**HONORS AND ACCOLADES**

Year	Award
1990-91	CCHA Coach of the Year
2006-07	CCHA Coach of the Year
2006-07	Spencer Penrose Award
2010-11	CCHA Coach of the Year
2017-18	Spencer Penrose Award

**JACKSON AND THE FROZEN FOUR**

Year	Team
1992	Lake Superior State (NCAA Champion)
1993	Lake Superior State (NCAA Runner-Up)
1994	Lake Superior State (NCAA Champion)
2008	University of Notre Dame (NCAA Runner-Up)
2011	University of Notre Dame (NCAA Semifinalist)
2017	University of Notre Dame (NCAA Semifinalist)
2018	University of Notre Dame (NCAA Runner-Up)

Developmental Program have matriculated to Notre Dame.

- During Jackson's tenure, the Irish have had eight players garner All-America honors — Bobby Nardella in 2019, Cale Morris in 2018, Anders Bjork in 2017, Robbie Russo in 2015, Anders Lee in 2013, Ian Cole and Erik Condra in 2009 and David Brown in 2007. In addition, 19 of Jackson's Notre Dame players have gone on to play in the NHL.
- Jackson entered the 2019-20 season with a 20-year collegiate record of 501-243-82 for a .656 winning percentage, the second-highest winning percentage among all active coaches with five years or more in Division I (entering 2019-20).
- To start the 2019-20 season, Jackson's 501 career wins ranked tied for 12th all-time in Division I and second among active coaches (entering 2019-20).



**JEFF JACKSON RECORDS VS. DIVISION I TEAMS**

Team	W	L	T
Air Force	3	0	0
Alabama Huntsville	8	1	0
Alaska	21	8	1
Alaska Anchorage	1	0	0
Arizona State	2	0	0
Army	1	0	0
Bemidji State	0	1	0
Boston College	11	8	0
Boston University	10	5	1
Bowling Green	43	9	4
Brown	0	1	0
Canisius	1	0	0
Clarkson	3	3	0
Colgate	1	0	0
Colorado College	0	1	0
Connecticut	4	1	1
Cornell	2	1	0
Denver	1	5	3
Ferris State	29	11	4
Harvard	1	1	0
Holy Cross	2	0	0
Illinois-Chicago	24	2	0
Kent State	7	0	1
Lake Superior State	22	4	4
Laurentian	2	0	0
Maine	9	4	1
Massachusetts	8	5	0
Massachusetts Lowell	4	9	2
Mercyhurst	1	0	2
Merrimack	6	2	1
Miami	20	16	10
Michigan	31	30	8
Michigan State	31	16	9
Michigan Tech	7	2	1
Minnesota	12	9	1
Minnesota-Duluth	6	9	2
Minnesota State	2	3	0
Nebraska Omaha	16	3	2
New Hampshire	6	3	1
Niagara	2	0	0
Northeastern	6	10	2
North Dakota	1	2	2
Northern Michigan	17	7	3
Notre Dame	11	2	0
Ohio State	35	17	7
Penn State	9	3	2
Princeton	4	1	0

Providence College	10	3	2
Rensselaer	7	1	0
Robert Morris	1	1	0
Sacred Heart	3	1	0
St. Cloud State	0	2	0
St. Lawrence	2	0	1
Toronto	1	0	0
Union College	1	1	0
Vermont	6	2	2
Western Michigan	30	14	10
Wisconsin	7	4	1
York University	1	0	0

**POST-SEASON RECORD VS. DIVISION I TEAMS**

Team	W	L	%
Alabama Huntsville	1	0	1.00
Alaska	2	2	0.50
Alaska Anchorage	1	0	1.00
Bemidji State	0	1	0.00
Boston College	2	2	0.50
Boston University	3	1	0.750
Bowling Green	4	0	1.00
Clarkson	3	2	0.75
Cornell	1	0	1.00
Denver	0	1	0.00
Ferris State	2	1	0.667
Harvard	1	0	1.00
Illinois-Chicago	6	0	1.00
Lake Superior State	3	1	0.750
Maine	0	1	0.00
Massachusetts	2	2	0.500
Massachusetts Lowell	2	4	0.333
Merrimack	1	0	1.00
Miami	2	2	0.50
Michigan	12	6	0.667
Michigan State	7	1	0.875
Michigan Tech	1	0	1.00
Minnesota	3	0	1.00
Minnesota-Duluth	1	2	0.333
Nebraska Omaha	2	0	1.00
New Hampshire	2	0	1.00
Northeastern	1	2	0.333
Northern Michigan	1	1	0.50
Ohio State	8	2	0.800
Penn State	2	0	1.00
Providence College	3	0	1.00
St. Cloud State	0	2	0.00
Vermont	0	1	0.00

NOTRE DAME'S 2019-20 RECORD WHEN	
Overall	8-1-1
In Big Ten regular season games	4-1-1-0
Non-conference games	4-0-0
Home	6-0-0
Road	2-1-1
Neutral	0-0-0
In overtime games	2-0-1
When Notre Dame scores first	3-0-1
When opponents score first	6-0-0
When Notre Dame leads after 1 period	1-0-0
When Notre Dame trails after 1 period	4-0-0
When score is tied after 1 period	3-0-1
When Notre Dame leads after 2 periods	4-0-1
When Notre Dame trails after 2 periods	1-1-0
When score is tied after 2 periods	3-0-0
When Notre Dame trails at any point in the third period	3-1-0
When Notre Dame outshoots opponent	6-0-1
When opponent outshoots Notre Dame	2-1-0
When shots are even	0-0-0
In Game 1 of weekend series	3-1-1
In Game 2 of weekend series	5-0-0
In Game 1 of Big Ten weekend series	1-1-1
In Game 2 of Big Ten weekend series	3-0-0
In one-goal games	4-0-0
In two-goal games	2-0-0
When scoring 0-1 goals	0-1-0
When scoring two or more goals	8-0-1
When scoring three or more goals	7-0-0

When scoring four or more goals	6-0-0
When scoring five or more goals	6-0-0
<b>Against Ranked Opponents</b>	
#8/9 Ohio State	2-0-0
#15/15 Wisconsin	1-1-0
<b>Total</b>	<b>3-1-0</b>
<b>Month-By-Month</b>	
Notre Dame in October	4-0-0
Notre Dame in November	4-1-1
Notre Dame in December	0-0-0
Notre Dame in January	0-0-0
Notre Dame in February	0-0-0
Notre Dame in March	0-0-0
Notre Dame in April	0-0-0
<b>Vs. Conferences</b>	
Atlantic Hockey	2-0-0
Big Ten	4-1-1
ECAC	0-0-0
Hockey East	0-0-0
NCHC	0-0-0
WCHA	2-0-0

## THE LAST TIME...

TEAM	
Notre Dame won in overtime	November 16, 2019 at Wisconsin (5-4; Alex Steeves GWG)
Notre Dame lost in overtime	January 26, 2018 at Minnesota (1-0)
Notre Dame tied in overtime	November 1, 2019 at Minnesota (2-2, Minnesota wins 3x3 overtime)
Notre Dame scored 10 or more goals in a game	December 29, 2010 vs. Canisius (10-2)
Notre Dame allowed 10 or more goals in a game	March 12, 2005 at Michigan (10-1)
Notre Dame had a home shutout	March 9, 2019 vs. Michigan State (Cale Morris, 28 saves)
Notre Dame had a road shutout	December 2, 2017 at Michigan State (Cale Morris, 23 saves)
Notre Dame had a neutral site shutout	October 13, 2018 vs. Providence (Cale Morris, 22 saves)
Notre Dame was shutout at home	November 2, 2018 vs. Ohio State (Sean Romeo 23 saves)
Notre Dame was shutout on the road or neutral	November 15, 2019 at Wisconsin (Daniel Lebedeff, 22 saves; 3-0)
Notre Dame won 1-0	March 8, 2019 vs. Michigan State (Cale Morris, 27 saves)
Notre Dame had 40 or more shots in a game	January 11, 2019 vs. Minnesota in a 5-1 loss (43 Shots)
Notre Dame had 50 or more shots in a game	October 7, 2016 vs. Arizona State (51 shots)
Notre Dame surrendered 40 or more shots in a game	March 23, 2019 vs. Penn State (48 shots)
Notre Dame surrendered 50 or more shots in a game	January 25, 2019 vs. Michigan State (52 shots)
Notre Dame had three PP goals in a game	February 16, 2019 vs. Wisconsin (5-2 win)
Notre Dame had four PP goals in a game	October 20, 2013 vs. Michigan Tech (7-3 win)
Notre Dame had six PP goals in a game	October 7, 2016 vs. Arizona State (9-2 win) February 13, 2009 vs. Northern Michigan (9-5 win)
Notre Dame had one short-handed goal	February 12, 2019 vs. Michigan (Pierce Crawford, 5-2 win)
Notre Dame had two short-handed goals	October 20, 2018 at Omaha (Cal Burke and Bobby Nardella, 8-2 win) January 7, 2011 at Northern Michigan (8-1 win)
Notre Dame surrendered five PP goals	December 4, 2004 vs. Michigan (8-0 loss)
Notre Dame surrendered four PP goals	February 1, 2013 at Ohio State (6-3 loss)
Notre Dame surrendered three PP goals	December 8, 2018 at Penn State (9-1 loss)
Notre Dame surrendered two short-handed goals	February 8, 2013 vs. Michigan (7-4 win)
Notre Dame played a #1 ranked team	October 14, 2017 vs. Denver (L, 4-2)
Notre Dame tied a #1 ranked team	October 13 2017 vs. Denver (T, 2-2 in OT)
Notre Dame defeated a #1 ranked team	March 1, 2014 at Boston College (W, 2-1 in OT)
Notre Dame defeated a #1 ranked team at home	November 8, 2013 vs. Minnesota (W, 4-1)
Notre Dame swept a series versus a top-10 opponent	November 8-9, 2019 vs. #8/9 Ohio State (3-2 in ot & 2-1)
Notre Dame erased a two-goal deficit to win or tie	Nov. 2, 2019 at Minnesota (W, 5-3)
Notre Dame erased a two-goal, third period deficit to win	March 1, 2019 vs. Penn State (W, 5-4) December 8, 2017 at Wisconsin (W, 3-2)
Had at least eight penalty kills	October 20, 2018 at Omaha (ND 8-for-9 on the PK)
Notre Dame took zero penalties in a game	Feb. 23, 2019 at Minnesota (L, 2-1)

INDIVIDUAL	
Notre Dame player scored a hat trick	October 12, 2018 - Cal Burke vs. Mercyhurst
Notre Dame defenseman scored a hat trick	January 18, 2015 - Robbie Russo at UConn
Notre Dame player scored four goals	October 19, 1995 - Brian Urick at Alaska Fairbanks
Notre Dame player scored five goals	December 29, 1971 - Ian Williams at Dartmouth
Notre Dame player had three assists	Nov. 2, 2019 - Cam Morrison at Minnesota
Notre Dame player had four assists	January 25, 2019 - Mike O'Leary vs. Michigan State
Notre Dame player had five assists	October 21, 1994 - Jamie Ling vs. Waterloo (2-5-7)
Notre Dame player had four points	Oct. 25, 2019 - Cal Burke vs. Lake Superior State
Notre Dame player had five points	October 20, 2018 - Bobby Nardella and Cal Burke at Omaha
Notre Dame player had six points	October 21, 1994 - Jamie Ling vs. Waterloo (2-5-7)
Notre Dame player had seven points	October 21, 1994 - Jamie Ling vs. Waterloo (2-5-7)
Notre Dame goalie made 35+ saves	March 23, 2019 - Cale Morris vs. Penn State, 46 saves (W, 3-2)
Notre Dame goalie made 40+ saves	March 23, 2019 - Cale Morris vs. Penn State, 46 saves (W, 3-2)
Notre Dame goalie made 50+ saves	March 23, 2019 - Cale Morris vs. Penn State, 46 saves (W, 3-2)
Opposing player scored a hat trick	October 19, 2017 - Vito Bavaro of Sacred Heart
Opposing player scored four goals	March 12, 1994 - Colin Ward of Western Michigan
Opposing player scored five goals	November 10, 1973 - Tom Ross of Michigan State
Opposing player had four assists	December 2, 2011 - Ludwig Karlsson of Northeastern (0-4-4)
Opposing player had five assists	January 20, 1996 - Kevin Hilton of Michigan (0-5-5)
Opposing player had four points	December 8, 2018 - Chase Berger (1-3-4) and Evan Barratt (1-3-4) of Penn State
Opposing player had five points	January 27, 2001 - Jeff Hamilton of Yale (2-3-5)
Opposing player had six points	January 11, 1994 - John Gruden of Ferris State (4-3-7)
Opposing player had seven points	January 11, 1994 - John Gruden of Ferris State (4-3-7)
Opposing goalie made 35+ saves	March 23, 2019 - Jake Kielly of Clarkson, 35 saves (3-2 ND win in OT)
Opposing goalie made 40+ saves	January 11, 2019 - Mat Robson of Minnesota, 42 saves (5-1 ND loss)
Opposing goalie made 50+ saves	March 6, 2015 - Steve Mastalerz of UMass, 75 saves (4-3 ND loss)
Notre Dame had a penalty shot	March 29, 2019 -- Cal Burke (saved vs. Clarkson in NCAA Northeast Region Semifinal) January 21, 2017 - Joe Wegwerth (saved vs. New Hampshire)
Notre Dame scored on a penalty shot	December 6, 2013 - Jeff Costello (vs. UMass) March 16, 2013 - Bryan Rust (vs. Bowling Green)
Opponent had a penalty shot	February 3, 2018 - Andrew Strurtz, Penn State (saved by Cale Morris in OT in 2-2 tie) January 19, 2018 - Trent Frederic, Wisconsin (scored on Cale Morris, 4-2 ND win) March 10, 2017 - Shane Kavanagh, Providence (vs. Cal Petersen, missed wide, 5-0 ND win) January 29, 2016 - Colin White, Boston College (saved by Cal Petersen, 4-0 ND loss) January 22, 2016 - Ara Nazarian, New Hampshire (scored on Cal Petersen, 5-1 ND win) December 10, 2015 - Colin White, Boston College (saved by Cal Petersen, 4-3 ND win)

## 2019-20 COMBINED STATS

Date	Opponent	Score	Att.	Record:	Overall	Home	Away	Neutral
Oct 11	AIR FORCE	W 4-3	4977	ALL GAMES	8-1-1	6-0-0	2-1-1	0-0-0
Oct 13	AIR FORCE	W 6-1	3506	CONFERENCE	4-1-1	2-0-0	2-1-1	0-0-0
Oct 25	LAKE SUPERIOR STATE	W 5-2	3991	NON-CONFERENCE	4-0-0	4-0-0	0-0-0	0-0-0
Oct 26	LAKE SUPERIOR STATE	W 6-4	4178					
* Nov 01	at Minnesota	Tot 2-2	7459					
* Nov 02	at Minnesota	W 5-3	8008					
* Nov 08	#8 OHIO STATE	Wot 3-2	4740					
* Nov 09	#8 OHIO STATE	W 2-1	4858					
* Nov 15	at #15 Wisconsin	L 0-3	9698					
* Nov 16	at #15 Wisconsin	Wot 5-4	12593					

TEAM STATISTICS	ND	OPP
<b>SHOT STATISTICS</b>		
Goals-Shot attempts	38-315	25-292
Shot pct.	.121	.086
Goals/Game	3.8	2.5
Shots/Game	31.5	29.2
<b>POWER PLAYS</b>		
Goals-Power Plays	6-30	4-29
Conversion Percent	.200	.138
Shot Attempts	47	39
Shot Percent	.128	.103
<b>GOAL BREAKDOWN</b>		
Power Play	6	4
Short-handed	0	0
Empty net	3	1
Penalty	0	0
Unassisted	1	1
Overtime	2	0
Shootout	0	0
Delayed Penalty	0	0
<b>PENALTIES</b>		
Number	35	36
Minutes	81	83
Penalties/Game	3.5	3.6
Pen minutes/Game	8.1	8.3
SHOOTOUTS (Made-Att)	0-0	0-0

#	Player	gp	g	a	pts	sh	sh%	pen-min	pp	sh
11	Cal Burke	10	4	9	13	29	.138	0-0	1	0
19	Mike O'Leary	10	5	7	12	26	.192	3-6	1	0
13	Colin Theisen	10	4	5	9	39	.103	3-6	1	0
26	Cam Morrison	10	2	7	9	21	.095	0-0	0	0
27	Trevor Janicke	10	5	3	8	25	.200	1-2	0	0
20	Jake Pivonka	10	3	4	7	15	.200	3-6	0	0
24	Spencer Stastney	10	2	5	7	7	.286	1-2	0	0
16	Alex Steeves	10	2	5	7	27	.074	0-0	0	0
5	Matt Hellickson	10	2	3	5	10	.200	3-6	2	0
4	Nick Leivermann	10	2	3	5	23	.087	3-6	1	0
2	Nate Clurman	10	0	5	5	19	.000	1-2	0	0
14	Jesse Lansdell	10	1	3	4	4	.250	4-19	0	0
18	Graham Slaggert	10	1	3	4	19	.053	2-4	0	0
6	Tory Dello	10	0	4	4	11	.000	1-2	0	0
8	Matt Steeves	10	0	3	3	6	.000	2-4	0	0
10	Cam Burke	10	2	0	2	10	.200	1-2	0	0
29	Charlie Raith	10	1	1	2	9	.111	0-0	0	0
15	Michael Graham	3	0	2	2	2	.000	0-0	0	0
25	Solag Bakich	7	1	0	1	3	.333	0-0	0	0
17	Pierce Crawford	10	1	0	1	10	.100	4-8	0	0
TM	TEAM	3	0	0	0	0	.000	3-6	0	0
	Total	10	38	72	110	315	.121	35-81	6	0
	Opponents	10	25	44	69	292	.086	36-83	4	0

#	Goalie	gp	min	ga	gaavg	saves	save%	w-l-t
30	Ryan Bischel	3	179:43	6	2.00	79	.929	3-0-0
32	Cale Morris	7	429:04	18	2.52	188	.913	5-1-1
TM	EMPTY NET	3	2:10	1	-	0	.000	0-0-0
	Total	10	610:57	25	2.46	267	.914	8-1-1
	Opponents	10	610:57	38	3.73	277	.879	1-8-1

Attendance Summary	ND	Opponent
Total	26250	37758
Dates/Avg Per Date	6/4375	4/9440
Neutral Site #/Avg	0/0	

Goals by Period	1st	2nd	3rd	OT	Total
Notre Dame	7	12	17	2	38
Opponents	12	4	9	0	25

Saves by Period	1st	2nd	3rd	OT	Total
Notre Dame	88	89	85	5	267
Opponents	82	111	77	7	277



## 2019-20 LEADERS

##	Points	GP	G	A	Pts	Sh
11	Cal Burke	10	4	9	13	29
19	Mike O'Leary	10	5	7	12	26
13	Colin Theisen	10	4	5	9	39
26	Cam Morrison	10	2	7	9	21
27	Trevor Janicke	10	5	3	8	25
20	Jake Pivonka	10	3	4	7	15
24	Spencer Stastney	10	2	5	7	7
16	Alex Steeves	10	2	5	7	27
5	Matt Hellickson	10	2	3	5	10
4	Nick Leivermann	10	2	3	5	23

##	Goals	GP	G	A	Pts	Sh
19	Mike O'Leary	10	5	7	12	26
27	Trevor Janicke	10	5	3	8	25
11	Cal Burke	10	4	9	13	29
13	Colin Theisen	10	4	5	9	39
20	Jake Pivonka	10	3	4	7	15
26	Cam Morrison	10	2	7	9	21
24	Spencer Stastney	10	2	5	7	7
16	Alex Steeves	10	2	5	7	27
5	Matt Hellickson	10	2	3	5	10
4	Nick Leivermann	10	2	3	5	23

##	Power-Play Goals	GP	PPG
5	Matt Hellickson	10	2

##	Short-Handed Goals	GP	SHG

##	Game-Winning Goals	GP	GWG
5	Matt Hellickson	10	2

##	Plus/Minus	GP	+/-
2	Nate Clurman	10	+14
20	Jake Pivonka	10	+9
24	Spencer Stastney	10	+8
26	Cam Morrison	10	+7
27	Trevor Janicke	10	+6
29	Charlie Raith	10	+4
11	Cal Burke	10	+3
13	Colin Theisen	10	+3
15	Michael Graham	3	+2
25	Solag Bakich	7	+2

##	Assists	GP	G	A	Pts	Sh
11	Cal Burke	10	4	9	13	29
19	Mike O'Leary	10	5	7	12	26
26	Cam Morrison	10	2	7	9	21
13	Colin Theisen	10	4	5	9	39
24	Spencer Stastney	10	2	5	7	7
16	Alex Steeves	10	2	5	7	27
2	Nate Clurman	10	0	5	5	19
20	Jake Pivonka	10	3	4	7	15
6	Tory Dello	10	0	4	4	11
27	Trevor Janicke	10	5	3	8	25

##	Shots	GP	G	A	Pts	Sh	Sh%
13	Colin Theisen	10	4	5	9	39	.103
11	Cal Burke	10	4	9	13	29	.138
16	Alex Steeves	10	2	5	7	27	.074
19	Mike O'Leary	10	5	7	12	26	.192
27	Trevor Janicke	10	5	3	8	25	.200
4	Nick Leivermann	10	2	3	5	23	.087
26	Cam Morrison	10	2	7	9	21	.095
2	Nate Clurman	10	0	5	5	19	.000
18	Graham Slaggert	10	1	3	4	19	.053
20	Jake Pivonka	10	3	4	7	15	.200

##	Shot Pct.	GP	G	A	Pts	Sh	Sh%
25	Solag Bakich	7	1	0	1	3	.333
24	Spencer Stastney	10	2	5	7	7	.286
14	Jesse Lansdell	10	1	3	4	4	.250
27	Trevor Janicke	10	5	3	8	25	.200
10	Cam Burke	10	2	0	2	10	.200
20	Jake Pivonka	10	3	4	7	15	.200
5	Matt Hellickson	10	2	3	5	10	.200
19	Mike O'Leary	10	5	7	12	26	.192
11	Cal Burke	10	4	9	13	29	.138
29	Charlie Raith	10	1	1	2	9	.111

##	Penalties	GP	Pen	Min
17	Pierce Crawford	10	4	8
14	Jesse Lansdell	10	4	19
13	Colin Theisen	10	3	6
20	Jake Pivonka	10	3	6
5	Matt Hellickson	10	3	6
19	Mike O'Leary	10	3	6
TM	TEAM	3	3	6
4	Nick Leivermann	10	3	6
8	Matt Steeves	10	2	4
18	Graham Slaggert	10	2	4

##	Penalty Minutes	GP	Pen	Min
14	Jesse Lansdell	10	4	19
17	Pierce Crawford	10	4	8
13	Colin Theisen	10	3	6
19	Mike O'Leary	10	3	6
TM	TEAM	3	3	6
4	Nick Leivermann	10	3	6
20	Jake Pivonka	10	3	6
5	Matt Hellickson	10	3	6
8	Matt Steeves	10	2	4
18	Graham Slaggert	10	2	4

## 2019-20 RESULTS

Date	Opponent	Score	Shots	Overall	Conf	Time	Att.	Goalie of record
Oct 11	AIR FORCE	W 4-3	29/36	1-0-0	0-0-0	2:26	4977	Ryan Bischel
Oct 13	AIR FORCE	W 6-1	32/23	2-0-0	0-0-0	2:26	3506	Ryan Bischel
Oct 25	LAKE SUPERIOR STATE	W 5-2	32/26	3-0-0	0-0-0	2:21	3991	Ryan Bischel
Oct 26	LAKE SUPERIOR STATE	W 6-4	30/33	4-0-0	0-0-0	2:33	4178	Cale Morris
* Nov 01	at Minnesota	Tot 2-2	31/25	4-0-1	0-0-1	2:36	7459	Cale Morris
* Nov 02	at Minnesota	W 5-3	39/27	5-0-1	1-0-1	2:19	8008	Cale Morris
* Nov 08	#8 OHIO STATE	Wot 3-2	35/27	6-0-1	2-0-1	2:28	4740	Cale Morris
* Nov 09	#8 OHIO STATE	W 2-1	29/25	7-0-1	3-0-1	2:17	4858	Cale Morris
* Nov 15	at #15 Wisconsin	L 0-3	22/35	7-1-1	3-1-1	2:19	9698	Cale Morris
* Nov 16	at #15 Wisconsin	Wot 5-4	36/35	8-1-1	4-1-1	2:28	12593	Cale Morris

Team Record	W-L-T	Attendance	Dates	Total	Avg.
Overall:	8-1-1	Total:	10	64008	6401
Conference:	4-1-1	Home:	6	26250	4375
Home:	6-0-0	Away:	4	37758	9440
Away:	2-1-1	Neutral:	0	0	0
Neutral:	0-0-0				
Overtime:	2-0-1				

## 2019-20 INDIVIDUAL GAME-BY-GAME

Opponent	Date	Score	2019-20 INDIVIDUAL GAME-BY-GAME											
			2	4	5	6	8	10	11	13	14	15	16	
			CLURMAN,NA	LEIVERMANN	HELLICKSON,	DELLO,TORY	STEEVES,MA	BURKE,CAM	BURKE,CAL	THEISEN,COL	LANSDELL,JE	GRAHAM,MIC	STEEVES,AL	
AF	Oct 11	4-3 W	0-1-1	0-0-0	0-0-0	0-0-0	0-0-0	0-0-0	1-1-2	1-0-1	0-0-0	0-2-2	1-1-2	
AF	Oct 13	6-1 W	0-0-0	0-1-1	1-0-1	0-2-2	0-0-0	0-0-0	1-1-2	2-1-3	0-0-0	0-0-0	0-0-0	
LSSU	Oct 25	5-2 W	0-0-0	0-1-1	1-0-1	0-0-0	0-0-0	0-0-0	1-3-4	0-1-1	0-0-0	0-0-0	0-1-1	
LSSU	Oct 26	6-4 W	0-1-1	0-0-0	0-1-1	0-0-0	0-0-0	0-0-0	1-2-3	0-2-2	0-0-0	DNP	0-1-1	
at MINN	Nov 01	2-2 t	0-0-0	0-0-0	0-1-1	0-0-0	0-0-0	0-0-0	0-1-1	0-0-0	0-0-0	DNP	0-0-0	
at MINN	Nov 02	5-3 W	0-0-0	2-0-2	0-1-1	0-0-0	0-0-0	0-0-0	0-1-1	0-0-0	0-1-1	DNP	0-1-1	
OSU	Nov 08	3-2 W	0-1-1	0-0-0	0-0-0	0-1-1	0-1-1	0-0-0	0-0-0	0-0-0	0-0-0	DNP	0-0-0	
OSU	Nov 09	2-1 W	0-0-0	0-0-0	0-0-0	0-0-0	0-1-1	1-0-1	0-0-0	0-0-0	0-1-1	DNP	0-0-0	
at UW	Nov 15	0-3 L	0-0-0	0-0-0	0-0-0	0-0-0	0-0-0	0-0-0	0-0-0	0-0-0	0-0-0	DNP	0-0-0	
at UW	Nov 16	5-4 W	0-2-2	0-1-1	0-0-0	0-1-1	0-1-1	1-0-1	0-0-0	1-1-2	1-1-2	DNP	1-1-2	

Opponent	Date	Score	2019-20 INDIVIDUAL GAME-BY-GAME											
			17	18	19	20	24	25	26	27	29	30	32	
			CRAWFORD,	SLAGGERT,G	O'LEARY,MIK	PIVONKA,JAK	STASTNEY,S	BAKICH,SOL	MORRISON,C	JANICKE,TRE	RAITH,CHARL	BISCHEL,RYA	MORRIS,CAL	
AF	Oct 11	4-3 W	0-0-0	0-0-0	0-2-2	0-0-0	0-0-0	DNP	1-0-1	0-0-0	0-0-0	0-0-0	DNP	
AF	Oct 13	6-1 W	0-0-0	0-1-1	0-3-3	1-0-1	0-1-1	DNP	1-0-1	0-0-0	0-0-0	0-0-0	DNP	
LSSU	Oct 25	5-2 W	0-0-0	1-0-1	2-1-3	0-1-1	0-0-0	DNP	0-2-2	0-0-0	0-0-0	0-0-0	DNP	
LSSU	Oct 26	6-4 W	0-0-0	0-0-0	2-1-3	1-1-2	1-2-3	0-0-0	0-0-0	1-1-2	0-0-0	DNP	0-0-0	
at MINN	Nov 01	2-2 t	0-0-0	0-0-0	1-0-1	0-0-0	0-0-0	0-0-0	0-1-1	1-0-1	0-0-0	DNP	0-0-0	
at MINN	Nov 02	5-3 W	0-0-0	0-1-1	0-0-0	0-0-0	1-1-2	0-0-0	0-3-3	1-1-2	1-0-1	DNP	0-0-0	
OSU	Nov 08	3-2 W	1-0-1	0-0-0	0-0-0	0-1-1	0-0-0	1-0-1	0-1-1	1-1-2	0-0-0	DNP	0-0-0	
OSU	Nov 09	2-1 W	0-0-0	0-0-0	0-0-0	1-0-1	0-1-1	0-0-0	0-0-0	0-0-0	0-1-1	DNP	0-0-0	
at UW	Nov 15	0-3 L	0-0-0	0-0-0	0-0-0	0-0-0	0-0-0	0-0-0	0-0-0	0-0-0	0-0-0	DNP	0-0-0	
at UW	Nov 16	5-4 W	0-0-0	0-1-1	0-0-0	0-1-1	0-0-0	0-0-0	0-0-0	1-0-1	0-0-0	DNP	0-0-0	

## 2019-20 GAME-BY-GAME COMPARISON

Date	Opponent	Score	Goals	Shots		Penalties		Power Plays	
				Assists	Shots	Pen-Min	Pen-Min	G-Ch	G-Ch
Oct 11	AIR FORCE	4-3	4 / 3	7 / 6	29 / 36	3-6	/ 4-8	0-4	/ 0-3
Oct 13	AIR FORCE	6-1	6 / 1	10 / 2	32 / 23	3-6	/ 4-8	2-3	/ 0-2
Oct 25	LAKE SUPERIOR STATE	5-2	5 / 2	10 / 3	32 / 26	1-2	/ 2-4	1-2	/ 0-1
Oct 26	LAKE SUPERIOR STATE	6-4	6 / 4	12 / 7	30 / 33	5-10	/ 6-12	2-6	/ 1-5
Nov 01	at Minnesota	2-2	2 / 2	3 / 1	31 / 25	4-8	/ 3-6	0-2	/ 0-3
Nov 02	at Minnesota	5-3	5 / 3	10 / 5	39 / 27	3-6	/ 3-6	1-3	/ 0-3
Nov 08	OHIO STATE	3-2	3 / 2	6 / 4	35 / 27	5-21	/ 4-8	0-4	/ 0-4
Nov 09	OHIO STATE	2-1	2 / 1	4 / 2	29 / 25	3-6	/ 4-19	0-3	/ 0-3
Nov 15	at Wisconsin	0-3	0 / 3	0 / 6	22 / 35	4-8	/ 3-6	0-1	/ 2-2
Nov 16	at Wisconsin	5-4	5 / 4	10 / 8	36 / 35	4-8	/ 3-6	0-2	/ 1-3
Totals		38-25	38 / 25	72 / 44	315 / 292	35-81	/ 36-83	6-30	/ 4-29

Note: Game totals are displayed in the format TEAM/OPPONENT for each category

Hockey Game Box Score (Final)
Air Force vs #8 Notre Dame (Oct 11, 2019 at Notre Dame, Ind.)

Hockey Game Box Score (Final)
Air Force vs #8 Notre Dame (Oct 13, 2019 at Notre Dame, Ind.)

Air Force (0-0-1, 0-0-0 AHA) vs. Notre Dame (1-0-0, 0-0-0 B1G)
Date: Oct 11, 2019 • Location: Notre Dame, Ind. • Arena: Compton Family Arena
Attendance: 4977 • Start time: 7:10 PM • End time: 9:36 PM • Total time: 2:26

Air Force (0-2-0, 0-0-0 AHA) vs. Notre Dame (2-0-0, 0-0-0 B1G)
Date: Oct 13, 2019 • Location: Notre Dame, Ind. • Arena: Compton Family Arena
Attendance: 3506 • Start time: 3:05 PM • End time: 5:31 PM • Total time: 2:26

Table with columns: Prd, Time, Team, Scored by, Assists, Vis. on ice, Home on ice, Goals by Period, Shots by Period, Power Play Goals-Att (Sh), Penalties-Minutes by Prd

Table with columns: Prd, Time, Team, Scored by, Assists, Vis. on ice, Home on ice, Goals by Period, Shots by Period, Power Play Goals-Att (Sh), Penalties-Minutes by Prd

TEAM SUMMARY and GOALTENDERS for Air Force vs Notre Dame (Oct 11, 2019). Includes team stats and goalie performance.

TEAM SUMMARY and GOALTENDERS for Air Force vs Notre Dame (Oct 13, 2019). Includes team stats and goalie performance.

PENALTY SUMMARY for Air Force vs Notre Dame (Oct 11, 2019). Includes player names, teams, and penalty types.

PENALTY SUMMARY for Air Force vs Notre Dame (Oct 13, 2019). Includes player names, teams, and penalty types.

Win-Ryan Bischel (1-0-0). Loss-LaROCCQUE, Zach (0-1-0).

Win-Ryan Bischel (2-0-0). Loss-LaROCCQUE, Zach (0-2-0).

Hockey Game Box Score (Final)
Lake Superior State vs #4 Notre Dame (Oct 25, 2019 at Notre Dame, Ind.)

Hockey Game Box Score (Final)
Lake Superior State vs #4 Notre Dame (Oct 26, 2019 at Notre Dame, Ind.)

Lake Superior State (2-5-0, 0-0-0 WCHA) vs. Notre Dame (3-0-0, 0-0-0 B1G)
Date: Oct 25, 2019 • Location: Notre Dame, Ind. • Arena: Compton Family Arena
Attendance: 3991 • Start time: 7:10 PM • End time: 9:31 PM • Total time: 2:21

Lake Superior State (2-6-0, 0-0-0 WCHA) vs. Notre Dame (4-0-0, 0-0-0 B1G)
Date: Oct 26, 2019 • Location: Notre Dame, Ind. • Arena: Compton Family Arena
Attendance: 4178 • Start time: 6:05 PM • End time: 8:38 PM • Total time: 2:33

Table with columns: Prd, Time, Team, Scored by, Assists, Vis. on ice, Home on ice, Goals by Period, Shots by Period, Power Play Goals-Att (Sh), Penalties-Minutes by Prd

Table with columns: Prd, Time, Team, Scored by, Assists, Vis. on ice, Home on ice, Goals by Period, Shots by Period, Power Play Goals-Att (Sh), Penalties-Minutes by Prd

TEAM SUMMARY and GOALTENDERS for Lake Superior State vs Notre Dame (Oct 25, 2019). Includes team stats and goalie performance.

TEAM SUMMARY and GOALTENDERS for Lake Superior State vs Notre Dame (Oct 26, 2019). Includes team stats and goalie performance.

PENALTY SUMMARY for Lake Superior State vs Notre Dame (Oct 25, 2019). Includes player names, teams, and penalty types.

PENALTY SUMMARY for Lake Superior State vs Notre Dame (Oct 26, 2019). Includes player names, teams, and penalty types.

Win-Ryan Bischel (3-0-0). Loss-MAREKS MITENS (2-5-0).

Win-Cale Morris (1-0-0). Loss-ROMAN BENIGERT (0-1-0).



Hockey Game Box Score (Final) #5 Notre Dame vs Minnesota (Nov 01, 2019 at Minneapolis, Minn.)

Notre Dame (4-0-1, 0-0-1-0 B1G) vs. Minnesota (3-3-1, 0-0-1-1 B1G)
Date: Nov 01, 2019 • Location: Minneapolis, Minn. • Arena: 3M Arena at Mariucci
Attendance: 7459 • Start time: 7:33 pm • End time: 10:09 pm • Total time: 2:36

Prd Time Team Scored by Assists Vis. on ice Home on ice Goals by Period
1. 2nd 02:58 ND EV Mike O'Leary/5 Matt Hellickson/2 Cal Burke/8

TEAM SUMMARY
# Notre Dame G A PI Sh +/- BI # Minnesota G A PI Sh +/- BI

Prd Player Team MinOffense Time
1st Mclaughlin, Blake MINN 2.Tripping 11:09 PP

Penalty Summary
Prd Player Team MinOffense Time
1st Mclaughlin, Blake MINN 2.Tripping 11:09 PP

Goaltenders
# Notre Dame Dec Min GA 1 2 3 OT Saves # Minnesota Dec Min GA 1 2 3 OT Saves

Referee's signature

Penalty Summary
Prd Player Team MinOffense Time
1st Mclaughlin, Blake MINN 2.Tripping 11:09 PP

Goaltenders
# Notre Dame Dec Min GA 1 2 3 OT Saves # Minnesota Dec Min GA 1 2 3 OT Saves

Referee's signature

Penalty Summary
Prd Player Team MinOffense Time
1st Mclaughlin, Blake MINN 2.Tripping 11:09 PP

Goaltenders
# Notre Dame Dec Min GA 1 2 3 OT Saves # Minnesota Dec Min GA 1 2 3 OT Saves

Referee's signature

Penalty Summary
Prd Player Team MinOffense Time
1st Mclaughlin, Blake MINN 2.Tripping 11:09 PP

Goaltenders
# Notre Dame Dec Min GA 1 2 3 OT Saves # Minnesota Dec Min GA 1 2 3 OT Saves

Referee's signature

Penalty Summary
Prd Player Team MinOffense Time
1st Mclaughlin, Blake MINN 2.Tripping 11:09 PP

Goaltenders
# Notre Dame Dec Min GA 1 2 3 OT Saves # Minnesota Dec Min GA 1 2 3 OT Saves

Referee's signature

Penalty Summary
Prd Player Team MinOffense Time
1st Mclaughlin, Blake MINN 2.Tripping 11:09 PP

Goaltenders
# Notre Dame Dec Min GA 1 2 3 OT Saves # Minnesota Dec Min GA 1 2 3 OT Saves

Referee's signature

Penalty Summary
Prd Player Team MinOffense Time
1st Mclaughlin, Blake MINN 2.Tripping 11:09 PP

Goaltenders
# Notre Dame Dec Min GA 1 2 3 OT Saves # Minnesota Dec Min GA 1 2 3 OT Saves

Referee's signature

Penalty Summary
Prd Player Team MinOffense Time
1st Mclaughlin, Blake MINN 2.Tripping 11:09 PP

Goaltenders
# Notre Dame Dec Min GA 1 2 3 OT Saves # Minnesota Dec Min GA 1 2 3 OT Saves

Referee's signature

Penalty Summary
Prd Player Team MinOffense Time
1st Mclaughlin, Blake MINN 2.Tripping 11:09 PP

Goaltenders
# Notre Dame Dec Min GA 1 2 3 OT Saves # Minnesota Dec Min GA 1 2 3 OT Saves

Referee's signature

Penalty Summary
Prd Player Team MinOffense Time
1st Mclaughlin, Blake MINN 2.Tripping 11:09 PP

Goaltenders
# Notre Dame Dec Min GA 1 2 3 OT Saves # Minnesota Dec Min GA 1 2 3 OT Saves

Referee's signature

Penalty Summary
Prd Player Team MinOffense Time
1st Mclaughlin, Blake MINN 2.Tripping 11:09 PP

Goaltenders
# Notre Dame Dec Min GA 1 2 3 OT Saves # Minnesota Dec Min GA 1 2 3 OT Saves

Referee's signature

Penalty Summary
Prd Player Team MinOffense Time
1st Mclaughlin, Blake MINN 2.Tripping 11:09 PP

Goaltenders
# Notre Dame Dec Min GA 1 2 3 OT Saves # Minnesota Dec Min GA 1 2 3 OT Saves

Hockey Game Box Score (Final) #5 Notre Dame vs Minnesota (Nov 02, 2019 at Minneapolis, Minn.)

Notre Dame (5-0-1, 1-0-1-0 B1G) vs. Minnesota (3-4-1, 0-1-1-1 B1G)
Date: Nov 02, 2019 • Location: Minneapolis, Minn. • Arena: 3M Arena at Mariucci
Attendance: 8008 • Start time: 4:04 pm • End time: 6:23 pm • Total time: 2:19

Prd Time Team Scored by Assists Vis. on ice Home on ice Goals by Period
1. 1st 12:34 MINN EV McManus, Brannon/2 Ranta, Sampo/1 LaCombe, Jackson/4

TEAM SUMMARY
# Notre Dame G A PI Sh +/- BI # Minnesota G A PI Sh +/- BI

Prd Player Team MinOffense Time
1st Nate Clurman ND 2.Tripping 10:07 PP

Penalty Summary
Prd Player Team MinOffense Time
1st Nate Clurman ND 2.Tripping 10:07 PP

Goaltenders
# Notre Dame Dec Min GA 1 2 3 OT Saves # Minnesota Dec Min GA 1 2 3 OT Saves

Referee's signature

Penalty Summary
Prd Player Team MinOffense Time
1st Nate Clurman ND 2.Tripping 10:07 PP

Goaltenders
# Notre Dame Dec Min GA 1 2 3 OT Saves # Minnesota Dec Min GA 1 2 3 OT Saves

Referee's signature

Penalty Summary
Prd Player Team MinOffense Time
1st Nate Clurman ND 2.Tripping 10:07 PP

Goaltenders
# Notre Dame Dec Min GA 1 2 3 OT Saves # Minnesota Dec Min GA 1 2 3 OT Saves

Referee's signature

Penalty Summary
Prd Player Team MinOffense Time
1st Nate Clurman ND 2.Tripping 10:07 PP

Goaltenders
# Notre Dame Dec Min GA 1 2 3 OT Saves # Minnesota Dec Min GA 1 2 3 OT Saves

Referee's signature

Penalty Summary
Prd Player Team MinOffense Time
1st Nate Clurman ND 2.Tripping 10:07 PP

Goaltenders
# Notre Dame Dec Min GA 1 2 3 OT Saves # Minnesota Dec Min GA 1 2 3 OT Saves

Referee's signature

Penalty Summary
Prd Player Team MinOffense Time
1st Nate Clurman ND 2.Tripping 10:07 PP

Goaltenders
# Notre Dame Dec Min GA 1 2 3 OT Saves # Minnesota Dec Min GA 1 2 3 OT Saves

Referee's signature

Penalty Summary
Prd Player Team MinOffense Time
1st Nate Clurman ND 2.Tripping 10:07 PP

Goaltenders
# Notre Dame Dec Min GA 1 2 3 OT Saves # Minnesota Dec Min GA 1 2 3 OT Saves

Referee's signature

Penalty Summary
Prd Player Team MinOffense Time
1st Nate Clurman ND 2.Tripping 10:07 PP

Goaltenders
# Notre Dame Dec Min GA 1 2 3 OT Saves # Minnesota Dec Min GA 1 2 3 OT Saves

Referee's signature

Penalty Summary
Prd Player Team MinOffense Time
1st Nate Clurman ND 2.Tripping 10:07 PP

Goaltenders
# Notre Dame Dec Min GA 1 2 3 OT Saves # Minnesota Dec Min GA 1 2 3 OT Saves

Referee's signature

Penalty Summary
Prd Player Team MinOffense Time
1st Nate Clurman ND 2.Tripping 10:07 PP

Goaltenders
# Notre Dame Dec Min GA 1 2 3 OT Saves # Minnesota Dec Min GA 1 2 3 OT Saves

Referee's signature

Penalty Summary
Prd Player Team MinOffense Time
1st Nate Clurman ND 2.Tripping 10:07 PP

Goaltenders
# Notre Dame Dec Min GA 1 2 3 OT Saves # Minnesota Dec Min GA 1 2 3 OT Saves

Referee's signature

Penalty Summary
Prd Player Team MinOffense Time
1st Nate Clurman ND 2.Tripping 10:07 PP

Goaltenders
# Notre Dame Dec Min GA 1 2 3 OT Saves # Minnesota Dec Min GA 1 2 3 OT Saves

Hockey Game Box Score (Final) #8 Ohio State vs #5 Notre Dame (Nov 09, 2019 at Notre Dame, Ind.)

Ohio State (6-3-1, 2-2-0-0 B1G) vs. Notre Dame (7-0-1, 3-0-1-0 B1G)
Date: Nov 09, 2019 • Location: Notre Dame, Ind. • Arena: Compton Family Arena
Attendance: 4858 • Start time: 7:05 PM • End time: 9:22 PM • Total time: 2:17

Prd Time Team Scored by Assists Vis. on ice Home on ice Goals by Period
1. 2nd 10:02 OSU EV Gustaf Westlund/5 Austin Pooley/2 29,14,24,4,72 2,16,18,24,26

TEAM SUMMARY
# Ohio State 1 2 3 OT Tot +/- # Notre Dame 1 2 3 OT +/-

Prd Player Team MinOffense Time
1st Mike O'Leary ND 2.Cross-Checking 10:07 PP

Penalty Summary
Prd Player Team MinOffense Time
1st Mike O'Leary ND 2.Cross-Checking 10:07 PP

Goaltenders
# Ohio State Dec Min GA 1 2 3 OT Saves # Notre Dame Dec Min GA 1 2 3 OT Saves

Referee's signature

Penalty Summary
Prd Player Team MinOffense Time
1st Mike O'Leary ND 2.Cross-Checking 10:07 PP

Goaltenders
# Ohio State Dec Min GA 1 2 3 OT Saves # Notre Dame Dec Min GA 1 2 3 OT Saves

Referee's signature

Penalty Summary
Prd Player Team MinOffense Time
1st Mike O'Leary ND 2.Cross-Checking 10:07 PP

Goaltenders
# Ohio State Dec Min GA 1 2 3 OT Saves # Notre Dame Dec Min GA 1 2 3 OT Saves

Referee's signature

Penalty Summary
Prd Player Team MinOffense Time
1st Mike O'Leary ND 2.Cross-Checking 10:07 PP

Goaltenders
# Ohio State Dec Min GA 1 2 3 OT Saves # Notre Dame Dec Min GA 1 2 3 OT Saves

Referee's signature

Penalty Summary
Prd Player Team MinOffense Time
1st Mike O'Leary ND 2.Cross-Checking 10:07 PP

Goaltenders
# Ohio State Dec Min GA 1 2 3 OT Saves # Notre Dame Dec Min GA 1 2 3 OT Saves

Referee's signature

Penalty Summary
Prd Player Team MinOffense Time
1st Mike O'Leary ND 2.Cross-Checking 10:07 PP

Goaltenders
# Ohio State Dec Min GA 1 2 3 OT Saves # Notre Dame Dec Min GA 1 2 3 OT Saves

Referee's signature

Penalty Summary
Prd Player Team MinOffense Time
1st Mike O'Leary ND 2.Cross-Checking 10:07 PP

Goaltenders
# Ohio State Dec Min GA 1 2 3 OT Saves # Notre Dame Dec Min GA 1 2 3 OT Saves

Referee's signature

Penalty Summary
Prd Player Team MinOffense Time
1st Mike O'Leary ND 2.Cross-Checking 10:07 PP

Goaltenders
# Ohio State Dec Min GA 1 2 3 OT Saves # Notre Dame Dec Min GA 1 2 3 OT Saves

Referee's signature

Penalty Summary
Prd Player Team MinOffense Time
1st Mike O'Leary ND 2.Cross-Checking 10:07 PP

Goaltenders
# Ohio State Dec Min GA 1 2 3 OT Saves # Notre Dame Dec Min GA 1 2 3 OT Saves

Referee's signature

Penalty Summary
Prd Player Team MinOffense Time
1st Mike O'Leary ND 2.Cross-Checking 10:07 PP

Goaltenders
# Ohio State Dec Min GA 1 2 3 OT Saves # Notre Dame Dec Min GA 1 2 3 OT Saves

Referee's signature

Penalty Summary
Prd Player Team MinOffense Time
1st Mike O'Leary ND 2.Cross-Checking 10:07 PP

Goaltenders
# Ohio State Dec Min GA 1 2 3 OT Saves # Notre Dame Dec Min GA 1 2 3 OT Saves

Referee's signature

Penalty Summary
Prd Player Team MinOffense Time
1st Mike O'Leary ND 2.Cross-Checking 10:07 PP

**Hockey Game Box Score (Final)**  
**#4 Notre Dame vs #15 Wisconsin (Nov 15, 2019 at Madison, Wis.)**

Notre Dame (7-1-1, 3-1-1-0 B1G) vs. Wisconsin (6-5-0, 1-2-0-0 B1G)  
 Date: Nov 15, 2019 • Location: Madison, Wis. • Arena: Kohl Center  
 Attendance: 9698 • Start time: 7:02 pm • End time: 9:21 pm • Total time: 2:19

Prd	Time	Team	Scored by	Assists	Vis. on ice	Home on ice	Goals by Period
Team	1	2	3	Tot			
1.	1st 17:10	UW	PP Cole Caulfield/9	K'Andre Miller/2 Alex Turcotte/7	27,6,29,20	8,19,15,4,13	UND 0 0 0 0 UW 1 1 1 3
2.	2nd 12:01	UW	PP Roman Ahcan/5	Dylan Holloway/4 Alex Turcotte/8	5,6,18,11	13,4,15,18,19	UND 0 0 0 0 UW 1 1 1 3
3.	3rd 17:20	UND	EV Linus Weissbach/2	Owen Lindmark/5 K'Andre Miller/3	16,27,19,20,4,24	9,18,5,4,19	UND 5 9 8 22 UW 16 7 12 35

TEAM SUMMARY															
#	Notre Dame	G	A	PI	Sh	+/-	BI	#	Wisconsin	G	A	PI	Sh	+/-	BI
2	Nate Clurman	0	0	0	3	0	2	2	Wyatt Kalynuk	0	0	0	3	0	4
4	Nick Leivermann	0	0	0	2	-1	4	4	Dylan Holloway	0	1	0	4	+1	0
5	Matt Hellickson	0	0	2	0	0	2	5	Tyler Inamoto	0	0	1	+1	1	1
6	Tory Dello	0	0	1	0	1	7	7	Mike Vorlicky	0	0	0	0	0	0
8	Matt Steeves	0	0	0	0	1	8	8	Cole Caulfield	1	0	0	3	0	0
10	Cam Burke	0	0	0	0	0	0	9	Linus Weissbach	1	0	2	3	+1	0
11	Cal Burke	0	0	0	3	0	0	11	Jack Gormiak	0	0	2	0	0	0
13	Colin Theisen	0	0	3	0	0	12	12	Mick Messner	0	0	3	0	0	0
14	Jesse Lansdell	0	0	2	0	0	13	13	Roman Ahcan	1	0	2	4	0	3
16	Alex Steeves	0	0	2	-1	0	15	15	Alex Turcotte	0	2	0	1	0	0
17	Pierce Crawford	0	0	2	1	0	0	16	Tarek Baker	0	0	2	1	0	2
18	Graham Slaggert	0	0	1	0	0	18	18	Owen Lindmark	0	1	0	0	+1	1
19	Mike O'Leary	0	0	2	-1	0	19	19	K'Andre Miller	0	2	0	4	+1	1
20	Jake Pivonka	0	0	0	-1	-2	20	20	Josh Ess	0	0	0	1	0	1
24	Spencer Stastne	0	0	2	0	-1	1	21	Ty Emberson	0	0	0	0	0	4
25	Solag Bakich	0	0	0	0	0	0	24	Sean Dhooghe	0	0	1	0	0	0
25	Cam Morrison	0	0	2	0	0	0	25	Dominick Mersch	0	0	2	0	0	0
27	Trevor Janicke	0	0	0	-1	-2	27	Ryder Donovan	0	0	0	0	0	0	
29	Charlie Raith	0	0	0	1	0	1	29	Brook Caulfield	0	0	0	2	0	0
30	Ryan Bischel							1	Jack Berry						
33	Nick Sanford	dnp						35	Johan Blomquist	dnp					
Totals		0	0	8	22	-6	16	Totals		3	6	6	35	+5	17

GOALTENDERS																	
#	Notre Dame	Dec	Min	GA	1	2	3	Saves	#	Wisconsin	Dec	Min	GA	1	2	3	Saves
32	Cale Morris	L	58:29	2	15	6	11	32	32	Daniel Lebedeff	W	60:00	0	5	9	8	22
EMPTY NET			1:31	1	0	0	0										

PENALTY SUMMARY											
Prd	Player	Team	Min	Offense	Time	Prd	Player	Team	Min	Offense	Time
1st	Matt Hellickson	UND	2:53	Cross-Checking	PP	2nd	Roman Ahcan	UW	2:00	Interfere	14:46 PP
1st	Spencer Stastne	UND	2:00	Hooking	18:45	3rd	Pierce Crawford	UND	2:00	Roughing	04:11
1st	Linus Weissbach	UW	2:00	Embellishment	18:45						
2nd	Jesse Lansdell	UND	2:00	Tripping	11:33 PP						

Win-Daniel Lebedeff (6-5-0). Loss-Cale Morris (4-1-1).  
 Timeout UW with 4:11 left in 3rd period

Referee's signature \_\_\_\_\_

**Hockey Game Box Score (Final)**  
**#4 Notre Dame vs #15 Wisconsin (Nov 16, 2019 at Madison, Wis.)**

Notre Dame (8-1-1, 4-1-1-0 B1G) vs. Wisconsin (6-6-0, 1-3-0-0 B1G)  
 Date: Nov 16, 2019 • Location: Madison, Wis. • Arena: Kohl Center  
 Attendance: 12593 • Start time: 7:07 pm • End time: 9:35 • Total time: 2:28

Prd	Time	Team	Scored by	Assists	Vis. on ice	Home on ice	Goals by Period
Team	1	2	3	Tot			
1.	1st 00:34	UND	EV Trevor Janicke/5	Jesse Lansdell/3 Nate Clurman/4	27,14,20,2,24	13,15,18,2,21	UND 2 1 1 5 UW 2 0 2 0 4
2.	1st 06:37	UW	EV Dylan Holloway/2	Linus Weissbach/11 Owen Lindmark/6	10,29,17,8	29,12,25,21	UND 10 12 10 4 UW 13 7 13 2 36
3.	1st 11:17	UND	EV Cam Burke/2	Matt Steeves/3 Nate Clurman/5	16,2,18,13,24	9,24,4,21,2	UND 10 12 10 4 UW 13 7 13 2 36
4.	1st 13:06	UW	EV Linus Weissbach/3	Sean Dhooghe/5 Ty Emberson/2	14,4,20,27,24	25,12,7,5,27	UND 10 12 10 4 UW 13 7 13 2 36
5.	2nd 03:49	UND	EV Jesse Lansdell/1	Nick Leivermann/3 Jake Pivonka/4	2,11,24,20,14	2,8,21,13,15	UND 10 12 10 4 UW 13 7 13 2 36
6.	3rd 00:31	UW	EV Wyatt Kalynuk/2	Cole Caulfield/5 Alex Turcotte/9	18,10,6,5	19,8,4,13,15	UND 10 12 10 4 UW 13 7 13 2 36
7.	3rd 10:57	PP	K'Andre Miller/4	Cole Caulfield/6 Alex Turcotte/9	13,16,6,18,2	2,8,13,15,21	UND 10 12 10 4 UW 13 7 13 2 36
8.	3rd 13:36	UND	EV Colin Theisen/4	Alex Steeves/5 Graham Slaggert/3	16,6,13,18,2	13,5,19,29,12	UND 10 12 10 4 UW 13 7 13 2 36
9.	OT 01:58	UND	EV Alex Steeves/2	Tory Dello/4 Colin Theisen/5			UND 10 12 10 4 UW 13 7 13 2 36

TEAM SUMMARY																
#	Notre Dame	G	A	PI	Sh	+/-	BI	#	Wisconsin	G	A	PI	Sh	+/-	BI	
2	Nate Clurman	0	2	0	6	+2	3	2	Wyatt Kalynuk	1	0	0	5	-1	3	
4	Nick Leivermann	0	1	2	2	0	0	4	Dylan Holloway	1	0	0	1	+2	0	
5	Matt Hellickson	0	0	1	-1	1	1	5	Tyler Inamoto	0	1	0	1	-1	4	
6	Tory Dello	0	1	0	1	+2	3	7	Mike Vorlicky	0	0	0	0	-1	0	
8	Matt Steeves	0	1	0	1	+1	0	8	Cole Caulfield	0	2	0	7	0	0	
10	Cam Burke	1	0	0	1	+1	0	9	Linus Weissbach	1	1	0	1	+2	1	
11	Cal Burke	0	0	0	1	-1	0	11	Jack Gormiak	0	2	2	0	1	1	
13	Colin Theisen	1	1	0	5	+1	0	12	Mick Messner	0	0	2	0	-3	0	
14	Jesse Lansdell	1	1	0	1	+1	0	13	Roman Ahcan	0	0	1	2	0	0	
16	Alex Steeves	1	1	0	6	+1	0	15	Alex Turcotte	0	1	2	3	-1	0	
17	Pierce Crawford	0	0	0	0	+1	0	16	Tarek Baker	0	0	1	0	0	0	
18	Graham Slaggert	0	1	2	1	+1	0	18	Owen Lindmark	0	1	0	0	-1	0	
19	Mike O'Leary	0	0	2	3	-1	1	19	K'Andre Miller	1	0	0	1	0	0	
20	Jake Pivonka	0	1	0	1	+1	0	20	Josh Ess	0	0	0	0	0	1	
24	Spencer Stastne	0	0	0	1	0	0	21	Ty Emberson	0	1	0	3	-1	3	
25	Solag Bakich	0	0	0	0	0	0	24	Sean Dhooghe	0	1	0	4	+2	0	
26	Cam Morrison	0	0	2	-1	0	0	25	Dominick Mersch	0	0	0	3	-2	0	
27	Trevor Janicke	1	0	0	3	+1	1	27	Ryder Donovan	0	0	2	-1	0	0	
29	Charlie Raith	0	0	0	0	+1	0	29	Brook Caulfield	0	0	0	0	-2	0	
T	TEAM	0	2	0	0	0	0		1	Jack Berry						
30	Ryan Bischel	dnp						35	Johan Blomquist	dnp						
33	Nick Sanford							Totals		4	8	6	35	-10	13	
Totals		5	10	8	36	+1	9									

GOALTENDERS																			
#	Notre Dame	Dec	Min	GA	1	2	3	OT	Saves	#	Wisconsin	Dec	Min	GA	1	2	3	OT	Saves
32	Cale Morris	W	61:58	4	11	7	11	2	31	32	Daniel Lebedeff	OTL	61:58	5	8	11	9	3	31

PENALTY SUMMARY											
Prd	Player	Team	Min	Offense	Time	Prd	Player	Team	Min	Offense	Time
1st	Graham Slaggert	UND	2:00	Roughing	01:58	1st	Nick Leivermann	UND	2:00	Cross-Checking	18:43 PP
1st	Jack Gormiak	UW	2:00	Roughing	01:58	3rd	Alex Turcotte	UW	2:00	Slashing	05:46 PP
1st	Mike O'Leary	UND	2:00	Hooking	15:08	3rd	TEAM	UND	2:00	Too Many Players	10:13 PP
1st	Mick Messner	UW	2:00	Hooking	18:00 PP						

Win-Cale Morris (5-1-1). Loss-Daniel Lebedeff (6-6-0).

### #1 Dylan St. Cyr

#### Saves

-- 46 (vs. Denver 10/13/17)

#### Goals Against

5 (2x - vs. Omaha 10/26/17)

#### Shutouts (2)

-- vs. Alabama Huntsville 10/7/17 (W, 4-0; 34 saves)

-- vs. RPI 12/1/18 (W, 3-0; 33 saves)

### #2 Nate Clurman

Goals: n/a

Assists: 2 (at Wisconsin 11/16/19)

Points: 2 (at Wisconsin 11/16/19)

Multi-Point Games: 1

Point Streak: n/a

Most Recent Goal: n/a

### #3 Ryan Carmichael

Goals: n/a

Assists: n/a

Points: n/a

Multi-Point Games: n/a

Point Streak: n/a

Most Recent Goal: n/a

### #4 Nick Leiverman

Goals: 2 (at Minnesota 11/1/19)

Assists: 1 (4x - at Wisconsin 11/16/19)

Points: 2 (at Minnesota 11/1/19)

Multi-Point Games: 1

Point Streak: 3 games (Oct. 13 - 25.; 0-2-2)

Most Recent Goal: at Minnesota 11/1/19

### #5 Matt Hellickson

Goals: 1 (9x - vs. Lake Superior 10/25/19)

Assists: 2 (3x - vs. Michigan 2/12/18)

Points: 3 (at Penn State 12/7/18)

Multi-Point Games: 3

Point Streak: 5 games (Oct. 13 - pres.; 2-3-5)

Most Recent Goal: vs. Lake Superior 10/25/19

### #6 Tory Dello

Goals: 1 (4x - vs. Michigan State 1/25/19)

Assists: 2 (4x - Air Force 10/13/19)

Points: 2 (4x - Air Force 10/13/19)

Multi-Point Games: 4

Point Streak: 4 games (Feb. 12-23; 0-5-5)

Most Recent Goal: vs. Michigan State 1/25/19

### #8 Matt Steeves

Goals: 1 (4x - vs. Penn State 3/1/19)

Assists: 1 (6x - at Wisconsin 11/16/19)

Points: 1 (10x - at Wisconsin 11/16/19)

Multi-Point Games: N/A

Point Streak: 2 games (twice)

Most Recent Goal: vs. Penn State 3/1/19

### #10 Cam Burke

Goals: 1 (6x - at Wisconsin 11/16/19)

Assists: 1 (at Wisconsin 1/18/19)

Points: 1 (7x - at Wisconsin 11/16/19)

Multi-Point Games: n/a

Point Streak: n/a

Most Recent Goal: at Wisconsin 11/16/19

### #11 Cal Burke

Goals: 3 (at Wisconsin 12/9/17 & vs. Mercyhurst 10/12/18)

Assists: 3 (2x - vs. Lake Superior 10/25/19)

Points: 5 (at Omaha 10/20/18)

Multi-Point Games: 15

Point Streak: 7 games (Nov. 17, 2018 - Dec. 31, 2018)

Most Recent Goal: vs. Lake Superior 10/26/19

### #13 Colin Theisen

Goals: 2 (3x - vs. Air Force 10/13/19)

Assists: 2 (3x - vs. Lake Superior 10/26/19)

Points: 3 (Air Force 10/13/19)

Multi-Point Games: 8

Point Streak: 5 games (Oct. 19- Nov. 3, 2017; 3-4-7)

Most Recent Goal: at Wisconsin 11/16/19

### #14 Jesse Lansdell

Goals: 1 (at Wisconsin 11/16/19)

Assists: 1 (3x - at Wisconsin 11/16/19)

Points: 2 (at Wisconsin 11/16/19)

Multi-Point Games: 1

Point Streak: n/a

Most Recent Goal: at Wisconsin 11/16/19

### #15 Michael Graham

Goals: 2 (4x - vs. Wisconsin 2/16/18)

Assists: 2 (2x - vs. Air Force 10/11/19)

Points: 4 (vs. Michigan State 1/25/19)

Multi-Point Games: 6

Point Streak: 3 games (Jan. 18-25, 2019; 6-3-9)

Most Recent Goal: vs. Minnesota 3/16/19

### #16 Alex Steeves

Goals: 2 (2x - vs. RPI 11/30/18)

Assists: 1 (7x - at Wisconsin 11/16/19)

Points: 3 (Michigan 11/10/18)

Multi-Point Games: 4

Point Streak: 2 (three times)

Most Recent Goal: at Wisconsin 11/16/19

### #17 Pierce Crawford

Goals: 1 (3x - vs. Ohio State 11/8/19)

Assists: 1 (3x - vs. Penn State 3/2/19)

Points: 1 (6x - vs. Ohio State 11/8/19)

Multi-Point Games: n/a

Point Streak: 2 games (March 1-2; 0-2-2)

Most Recent Goal: vs. Ohio State 11/8/19

### #18 Graham Slaggert

Goals: 1 (4x - vs. Lake Superior 10/25/19)

Assists: 1 (8x - at Minnesota 11/1/19)

Points: 1 (12x - at Minnesota 11/1/19)

Multi-Point Games: n/a

Point Streak: 3 games (Oct. 13 - pres.; 1-2-3)

Most Recent Goal: vs. Michigan State 3/9/19

### #19 Mike O'Leary

Goals: 2 (3x - vs. Lake Superior 10/26/19)

Assists: 4 (vs. Michigan State 1/25/19)

Points: 4 (2x - vs. Michigan State 1/25/19)

Multi-Point Games: 9

Point Streak: 5 games (Oct. 11 - pres.)

Most Recent Goal: at Minnesota 11/1/19

### #20 Jake Pivonka

Goals: 1 (5x - vs. Ohio State 11/9/19)

Assists: 2 (at Michigan 11/10/18)

Points: 2 (2x - vs. Lake Superior 10/26/19)

Multi-Point Games: 2

Point Streak: 4 games (Oct. 13 - pres.)

Most Recent Goal: vs. Ohio State 11/9/19

### #21 Max Ellis

Goals: n/a

Assists: n/a

Points: n/a

Multi-Point Games: n/a

Point Streak: n/a

Most Recent Goal: n/a

### #22 Jack MacNab

Goals: n/a

Assists: n/a

Points: n/a

Multi-Point Games: n/a

Point Streak: n/a

Most Recent Goal: n/a

### #24 Spencer Stastney

Goals: 1 (3x - at Minnesota 11/1/19)

Assists: 2 (vs. Lake Superior 10/26/19)

Points: 3 (vs. Lake Superior 10/26/19)

Multi-Point Games: 1

Point Streak: N/A

Most Recent Goal: at Minnesota 11/1/19

### #25 Solag Bakich

Goals: 1 (vs. Ohio State 11/8/19)

Assists: n/a

Points: 1 (vs. Ohio State 11/8/19)

Multi-Point Games: n/a

Point Streak: n/a

Most Recent Goal: vs. Ohio State 11/8/19

**#26 Cam Morrison**

Goals: 2 (2x - vs. Michigan State 2/23/18)  
Assists: 3 (2x - at Minnesota 11/1/19)  
Points: 3 (3x at Minnesota 11/1/19)  
Multi-Point Games: 14  
Point Streak: 5 games (Nov. 27, 2018 - Dec. 8, 2018)  
Most Recent Goal: vs. Air Force 10/13/19

**#27 Trevor Janicke**

Goals: 1 (5x - at Wisconsin 11/16/19)  
Assists: 1 (3x - vs. Ohio State 11/8/19)  
Points: 2 (3x - vs. Ohio State 11/8/19)  
Multi-Point Games: 3  
Point Streak: 4 games (Oct. 26 - Nov. 8, 2019.; 4-3-7)  
Most Recent Goal: at Wisconsin 11/16/19

**#28 Christian DiCesare**

Goals: n/a  
Assists: n/a  
Points: n/a  
Multi-Point Games: n/a  
Point Streak: n/a  
Most Recent Goal: n/a

**#29 Charlie Raith**

Goals: 1 (at Minnesota 11/1/19)  
Assists: 1 (vs. Ohio State 11/9/19)  
Points: 1 (2x - vs. Ohio State 11/9/19)  
Multi-Point Games: n/a  
Point Streak: n/a  
Most Recent Goal: at Minnesota 11/1/19

**#30 Ryan Bischel**

**Saves**  
-- 33 (vs. Air Force 10/11/19)  
**Goals Against**  
3 (vs. Air Force 10/11/19)  
**Shutouts (0)**

**#32 Cale Morris**

**Saves**  
-- 55 (at Penn State 2/3/18)  
-- 49 (vs. Michigan State 1/25/19)  
-- 48 (at Penn State 2/2/18)  
-- 46 (vs. Penn State 3/23/19)  
-- 44 (vs. Minnesota 11/24/17)  
-- 44 (at Penn State 12/7/18)

**Goals Against**

6 (vs. Mercyhurst 10/12/18)

**Shutouts (8)**

-- vs. Penn State 11/11/17 (W, 1-0; 33 saves)  
-- at RPI 11/18/17 (W, 1-0; 25 saves)  
-- vs. Minnesota 11/24/17 (W, 1-0; 44 saves)  
-- at Michigan State 12/2/17 (W, 2-0; 23 saves)  
-- vs. Providence 10/13/18 (W, 3-0; 22 saves)  
-- vs. Boston College 12/31/18 (W, 4-0; 20 saves)  
-- vs. Michigan State 3/8/19 (W, 1-0; 27 saves -- B1G QFinals)  
-- vs. Michigan State 3/9/19 (W, 2-0; 28 saves -- B1G QFinals)

**Assists (2)**

-- at RPI 11/17/17 (W, 4-1)  
-- vs. RPI 11/30/18 (W, 5-1)

**#33 Nick Sanford**

Saves: n/a  
Goals Against: n/a  
Shutouts: n/a  
Points: n/a

**Solag Bakich**

Season	GP	G	A	Points	Shots	Shot%	Pen-Min	+/-	PPG	SHG	GWG
2019	7	1	0	1	3	.333	0-0	+2	0	0	0
TOTAL	7	1	0	1	3	.333	0-0	+2	0	0	0

**Ryan Bischof**

Season	GP	G	A	Points	Shots	Shot%	Pen-Min	+/-	PPG	SHG	GWG
2019	3	0	0	0	-	-	0-0	0	0	0	0
TOTAL	3	0	0	0	-	-	0-0	0	0	0	0

Goalie	GP-GS	Minutes	GA	GAAvg	Saves	Save%	W	L	T	Sho	PPG	SHG
2019	3-3	179:43	6	2.00	79	.929	3	0	0	0.0	0	0
TOTAL	3-3	179:43	6	2.00	79	.929	3	0	0	0.0	0	0

**Cal Burke**

Season	GP	G	A	Points	Shots	Shot%	Pen-Min	+/-	PPG	SHG	GWG
2016	35	3	8	11	69	.043	4-8	+3	0	0	1
2017	38	14	12	26	99	.141	3-17	+3	1	0	3
2018	35	12	18	30	112	.107	4-8	+10	5	1	3
2019	10	4	9	13	29	.138	0-0	+3	1	0	1
TOTAL	118	33	47	80	309	.107	11-33	+19	7	1	8

**Cam Burke**

Season	GP	G	A	Points	Shots	Shot%	Pen-Min	+/-	PPG	SHG	GWG
2018	31	4	1	5	31	.129	6-23	-3	0	0	1
2019	10	2	0	2	10	.200	1-2	-1	0	0	1
TOTAL	41	6	1	7	41	.146	7-25	-4	0	0	2

**Nate Clurman**

Season	GP	G	A	Points	Shots	Shot%	Pen-Min	+/-	PPG	SHG	GWG
2018	38	0	3	3	27	.000	4-8	+5	0	0	0
2019	10	0	5	5	19	.000	1-2	+14	0	0	0
TOTAL	48	0	8	8	46	.000	5-10	+19	0	0	0

**Pierce Crawford**

Season	GP	G	A	Points	Shots	Shot%	Pen-Min	+/-	PPG	SHG	GWG
2017	8	0	0	0	2	.000	2-4	-1	0	0	0
2018	33	2	3	5	16	.125	1-2	-3	0	1	1
2019	10	1	0	1	10	.100	4-8	-1	0	0	1
TOTAL	51	3	3	6	28	.107	7-14	-5	0	1	2

**Dylan St. Cyr**

Season	GP	G	A	Points	Shots	Shot%	Pen-Min	+/-	PPG	SHG	GWG
2017	5	0	0	0	-	-	0-0	0	0	0	0
2018	6	0	0	0	-	-	0-0	0	0	0	0
TOTAL	11	0	0	0	-	-	0-0	0	0	0	0

Goalie	GP-GS	Minutes	GA	GAAvg	Saves	Save%	W	L	T	Sho	PPG	SHG
2017	5-4	235:11	12	3.06	133	.917	1	2	1	1.0	1	0
2018	6-5	326:57	11	2.02	157	.935	4	1	0	1.0	5	0
TOTAL	11-9	562:08	23	2.45	290	.927	5	3	1	2.0	6	0

**Tory Dello**

Season	GP	G	A	Points	Shots	Shot%	Pen-Min	+/-	PPG	SHG	GWG
2016	39	1	11	12	80	.013	23-65	+5	0	0	0
2017	38	1	1	2	28	.036	9-18	+3	0	0	0
2018	39	2	11	13	63	.032	12-24	+12	0	0	1
2019	10	0	4	4	11	.000	1-2	-1	0	0	0
TOTAL	126	4	27	31	182	.022	45-109	+19	0	0	1

**Michael Graham**

Season	GP	G	A	Points	Shots	Shot%	Pen-Min	+/-	PPG	SHG	GWG
2018	38	12	10	22	68	.176	5-10	+3	8	0	1
2019	3	0	2	2	2	.000	0-0	+2	0	0	0
TOTAL	41	12	12	24	70	.171	5-10	+5	8	0	1

**Matt Hellickson**

Season	GP	G	A	Points	Shots	Shot%	Pen-Min	+/-	PPG	SHG	GWG
2017	40	3	9	12	49	.061	6-12	+4	3	0	1
2018	39	4	12	16	59	.068	8-16	+6	2	0	1
2019	10	2	3	5	10	.200	3-6	-5	2	0	2
TOTAL	89	9	24	33	118	.076	17-34	+5	7	0	4

**Trevor Janicke**

Season	GP	G	A	Points	Shots	Shot%	Pen-Min	+/-	PPG	SHG	GWG
2019	10	5	3	8	25	.200	1-2	+6	0	0	0
TOTAL	10	5	3	8	25	.200	1-2	+6	0	0	0

**Jesse Lansdell**

Season	GP	G	A	Points	Shots	Shot%	Pen-Min	+/-	PPG	SHG	GWG
2019	10	1	3	4	4	.250	4-19	+1	0	0	0
TOTAL	10	1	3	4	4	.250	4-19	+1	0	0	0

**Nick Leivermann**

Season	GP	G	A	Points	Shots	Shot%	Pen-Min	+/-	PPG	SHG	GWG
2018	22	1	1	2	14	.071	0-0	-1	0	0	0
2019	10	2	3	5	23	.087	3-6	0	1	0	0
TOTAL	32	3	4	7	37	.081	3-6	-1	1	0	0

**Jack MacNab**

**Cale Morris**

Season	GP	G	A	Points	Shots	Shot%	Pen-Min	+/-	PPG	SHG	GWG
2016	1	0	0	0	-	-	0-0	0	0	0	0
2017	37	0	1	1	-	-	1-2	0	0	0	0
2018	34	0	1	1	-	-	0-0	0	0	0	0
2019	7	0	0	0	-	-	0-0	0	0	0	0
TOTAL	79	0	2	2	-	-	1-2	0	0	0	0

Goalie	GP-GS	Minutes	GA	GAAvg	Saves	Save%	W	L	T	Sho	PPG	SHG
2016	1-0	19:43	1	3.04	7	.875	0	0	0	0.0	0	0
2017	37-36	2192:43	71	1.94	1202	.944	27	8	1	4.0	12	2
2018	34-34	2028:47	73	2.16	981	.931	19	12	3	4.0	15	3
2019	7-7	429:04	18	2.52	188	.913	5	1	1	0.0	4	0
TOTAL	79-77	4670:17	163	2.09	2378	.936	51	21	5	8.0	31	5

**Cam Morrison**

Season	GP	G	A	Points	Shots	Shot%	Pen-Min	+/-	PPG	SHG	GWG
2016	40	12	12	24	83	.145	6-12	+5	5	0	1
2017	40	8	15	23	91	.088	6-12	-11	1	0	3
2018	31	11	10	21	79	.139	6-12	-2	1	0	3
2019	10	2	7	9	21	.095	0-0	+7	0	0	0
TOTAL	121	33	44	77	274	.120	18-36	-1	7	0	7

**Mike O'Leary**

Season	GP	G	A	Points	Shots	Shot%	Pen-Min	+/-	PPG	SHG	GWG
2016	37	2	2	4	22	.091	16-40	+1	0	0	0
2017	38	3	6	9	39	.077	12-24	+4	0	0	0
2018	38	6	15	21	60	.100	9-18	+5	2	0	4
2019	10	5	7	12	26	.192	3-6	+1	1	0	1
TOTAL	123	16	30	46	147	.109	40-88	+11	3	0	5

**Jake Pivonka**

Season	GP	G	A	Points	Shots	Shot%	Pen-Min	+/-	PPG	SHG	GWG
2018	39	2	8	10	58	.034	7-25	+2	0	0	2
2019	10	3	4	7	15	.200	3-6	+9	0	0	0
TOTAL	49	5	12	17	73	.068	10-31	+11	0	0	2

**Charlie Raith**

Season	GP	G	A	Points	Shots	Shot%	Pen-Min	+/-	PPG	SHG	GWG
2019	10	1	1	2	9	.111	0-0	+4	0	0	1
TOTAL	10	1	1	2	9	.111	0-0	+4	0	0	1

**Nick Sanford**

**Graham Slaggert**

Season	GP	G	A	Points	Shots	Shot%	Pen-Min	+/-	PPG	SHG	GWG
2018	39	3	6	9	46	.065	9-18	0	0	1	0
2019	10	1	3	4	19	.053	2-4	+1	0	0	0
TOTAL	49	4	9	13	65	.062	11-22	+1	0	1	0

**Spencer Stastney**

Season	GP	G	A	Points	Shots	Shot%	Pen-Min	+/-	PPG	SHG	GWG
2018	39	1	3	4	30	.033	4-8	+1	0	0	0
2019	10	2	5	7	7	.286	1-2	+8	0	0	0
TOTAL	49	3	8	11	37	.081	5-10				





1

**DYLAN ST. CYR**

Jr., Goaltender  
Northville, MI



2

**NATE CLURMAN**

So., Defenseman  
Boulder, CO



3

**RYAN CARMICHAEL**

Fr., Defenseman  
Greenwich, CT



4

**NICK LEIVERMANN**

So., Defenseman  
Eden Prairie, MN



5

**MATT HELLICKSON**


Jr., Defenseman  
Rogers, MN



6

**TORY DELLO**


Sr., Defenseman  
Crystal Lake, IL



8

**MATT STEEVES**

Jr., Forward  
Eden Prairie, MN



10

**CAM BURKE**

So., Forward  
Boxborough, MA



11

**CAL BURKE**


Sr., Forward  
Boxborough, MA



13

**COLIN THEISEN**

Jr., Forward  
Monroe, MI



14

**JESSE LANSDELL**


Fr., Forward  
Surrey, British Columbia



15

**MICHAEL GRAHAM**

So., Forward  
Eden Prairie, MN



16

**ALEX STEEVES**


So., Forward  
Eden Prairie, MN



17

**PIERCE CRAWFORD**


Jr., Forward  
Park Ridge, IL



18

**GRAHAM SLAGGERT**

So., Forward  
South Bend, IN



19

**MIKE O'LEARY**

Sr., Forward  
Halifax, Nova Scotia



20

**JAKE PIVONKA**

So., Forward  
Naperville, IL



21

**MAX ELLIS**

Fr., Forward  
Canton, MI



22

**JACK MACNAB**

Fr., Forward  
Indianapolis, IN



24

**SPENCER STASTNEY**

So., Defenseman  
Mequon, WI



**SOLAG BAKICH**  
Fr., Forward  
Dallas, TX



**CAM MORRISON**  
Sr., Forward  
Aurora, Ontario



**TREVOR JANICKE**  
Fr., Forward  
Maple Grove, MN



**CHRISTIAN DICESARE**  
Fr., Defenseman  
Morristown, NJ



**CHARLIE RAITH**  
So., Defenseman  
Winnetka, IL



**RYAN BISCHEL**  
Fr., Goaltender  
Medina, MN



**CALE MORRIS**  
Sr., Goaltender  
Larkspur, CO



**NICK SANFORD**  
Jr., Goaltender  
Morristown, NJ



**JEFF JACKSON**  
Head Coach



**PAUL POOLEY**  
Associate Head Coach



**ANDY SLAGGERT**  
Associate Head Coach



**NICK SIERGIEJ**  
Coordinator of  
Hockey Operations



**RON GROVE**  
Equipment Specialist



**KEVIN RICKS**  
Athletic Trainer




**TONY ROLINSKI**  
Strength and  
Conditioning Coach



**KYLE LAWSON**  
Volunteer  
Assistant Coach



**JACK CEGLARSKI**  
Hockey Operation Intern



**REV. JOHN CONLEY,  
C.S.C.**  
Team Chaplain