



NOTRE DAME

HOCKEY

FIGHTING IRISH MEDIA

Director
Athletics Communications

Dan Colleran

dcollera@nd.edu

574-339-9810 (cell)

GAME 7

#5/5 NOTRE DAME VS. #8/9 OHIO STATE

NOVEMBER 8

THE MATCH-UP

Game 7	Friday, November 8 8 p.m. ET	Compton Family Ice Arena Notre Dame, Indiana
Records	Notre Dame Fighting Irish 5-0-1, 1-0-1-0 B1G	Ohio State 6-1-1, 2-0-0-0 B1G
TV & Streaming Coverage	TV: NBCSN & NBCSports.com/NBC Sports App	PxP: Tony Simeone Analyst: Anson Carter
Radio/Audio Coverage	94.3 FM (South Bend) & UND.com	Darin Pritchett

THE SERIES

All-Time	OSU, 37-35-10	Last: OSU, 2-0 Feb. 2, 2019 Columbus, Ohio Value City Arena
Home	ND, 18-16-4	Last: ND, 2-1 Nov. 3, 2019 Notre Dame, Ind. Compton Family Ice Arena

COUNTDOWN TO PUCK DROP

506	With Notre Dame's 3-2 win over Penn State in the Big Ten Tournament championship game last season, head coach Jeff Jackson recorded his 500th career win. He now has 506 career wins, which ranks second among active NCAA DI head coaches (spanning six seasons at Lake Superior State and 14+ seasons at Notre Dame).
56	Over the past three seasons (2017-18, 2018-19 and 2019-20), Notre Dame has totaled 56 wins to rank tied for third in the NCAA and first in the Big Ten over that span: 1. Minnesota State (67); 2. Minnesota Duluth (57); 3. Notre Dame (56) & St. Cloud State (56); 5. Denver (55).
13	Thirteen sets of brothers have suited up for the Irish, including current sets of brothers Cal and Cam Burke and Matt and Alex Steeves .
8	With the 2019 Big Ten tournament title, Notre Dame has won eight conference championships in program history, each under Jeff Jackson (three regular-season).
8	Eight former Fighting Irish players have appeared on NHL rosters so far this season, including: Anders Bjork (Boston Bruins), Ian Cole (Colorado Avalanche), Dennis Gilbert (Chicago Blackhawks), Vinnie Hinostroza (Arizona Coyotes), Anders Lee (New York Islanders), Kyle Palmieri (New Jersey Devils), Bryan Rust (Pittsburgh Penguins) and Riley Sheahan (Edmonton Oilers).
6	With freshman Trevor Janicke joining the program, six father-son combinations have played for the Irish including Trevor and his father, Curtis '93 , as well as sophomore Graham Slaggert and his father/Associate Head Coach Andy Slaggert '89 .
4.67	The Fighting Irish enter the weekend with the nation's third-highest scoring offense with a 4.67 goals per game mark. Through six games, 12 Notre Dame players have notched at least one goal. The 4.67 is topped only by Princeton (2 GP) and Harvard (1 GP).
4	Notre Dame has an active four-year NCAA tournament appearance streak, including Frozen Four appearances in 2017 and 2018, which is the longest streak in program history and is the fourth-longest active streak in the NCAA (the Irish have also appeared in seven of the last 10 NCAA Tournaments).
4	Notre Dame (5-0-1) is one of four remaining unbeaten teams, joining Denver (8-0-0), Cornell (2-0-0) and Harvard (1-0-0).
3	Cam Morrison has three career overtime goals, which is tied for the active lead across the NCAA. Two of his three overtime winners have come in postseason play, clinching the 2018 Big Ten Tournament championship with a goal against Ohio State and sending the Irish to the 2019 NCAA Northeast Regional Final with the OT winner versus Clarkson.

2019-20 SCHEDULE // RESULTS

Date	ND Rk	Opp Rk	Opponent	Location	TV	Time/Score
Oct. 6	9/10	--/--	USNTDP (exh.)	Plymouth, Mich.	CN-900 (Det.)	W, 4-2
Oct. 11	8/9	RV/--	Air Force	Notre Dame, Ind.	NBCSN	W, 4-3
Oct. 13	8/9	RV/--	Air Force	Notre Dame, Ind.	NHLN/NBCSN+	W, 6-1
Oct. 25	5/4	--/--	Lake Superior State	Notre Dame, Ind.	NBCSN	W, 5-2
Oct. 26	5/4	--/--	Lake Superior State	Notre Dame, Ind.	NHLN/NBCSN+	W, 6-4
Nov. 1	5/4	RV/--	at Minnesota	Minneapolis, Min.	BTN	T, 2-2 (ot)
Nov. 2	5/4	RV/--	at Minnesota	Minneapolis, Min.	FSN	W, 5-3
Nov. 8	5/5	9/8	Ohio State	Notre Dame, Ind.	NBCSN	8 p.m.
Nov. 9	5/5	9/8	Ohio State	Notre Dame, Ind.	SNY	7 p.m.
Nov. 15			at Wisconsin	Madison, Wisc.	FSW	8 p.m.
Nov. 16			at Wisconsin	Madison, Wisc.		8 p.m.
Nov. 22			at Michigan State	East Lansing, Mich.		7 p.m.
Nov. 23			at Michigan State	East Lansing, Mich.		TBA
Nov. 29			Bowling Green	Notre Dame, Ind.	NBCSN+	7 p.m.
Nov. 30			at Bowling Green	Bowling Green, Ohio		7 p.m.
Dec. 6			at Boston College	Boston, Mass.		7 p.m.
Dec. 8			Boston College	Notre Dame, Ind.	NBCSN+	5 p.m.
Dec. 13			Penn State	Notre Dame, Ind.	NHLN/NBCSN+	7 p.m.
Dec. 14			Penn State	Notre Dame, Ind.		6 p.m.
Jan. 3			Western Michigan	Notre Dame, Ind.	NBCSN	7 p.m.
Jan. 5			at Western Minnesota	Kalamazoo, Mich.		5 p.m.
Jan. 10			Michigan	Notre Dame, Ind.	NBCSN	7 p.m.
Jan. 11			Michigan	Notre Dame, Ind.		6 p.m.
Jan. 17			at Ohio State	Columbus, Ohio		6 p.m.
Jan. 18			at Ohio State	Columbus, Ohio		5 p.m.
Jan. 24			Wisconsin	Notre Dame, Ind.	NBCSN+/NBCSN+	7 p.m.
Jan. 25			Wisconsin	Notre Dame, Ind.	NBCSN+/NBCSN+	6 p.m.
Jan. 31			at Penn State	State College, Pa.	BTN	6 p.m.
Feb. 1			at Penn State	State College, Pa.		6 p.m.
Feb. 14			Minnesota	Notre Dame, Ind.	NBCSN	7 p.m.
Feb. 15			Minnesota	Notre Dame, Ind.	NBCSN+/NBCSN+	6 p.m.
Feb. 21			at Michigan	Ann Arbor, Mich.	BTN	6 p.m.
Feb. 22			at Michigan	Ann Arbor, Mich.	BTN	4 p.m.
Feb. 28			Michigan State	Notre Dame, Ind.	NBCSN	7 p.m.
Feb. 29			Michigan State	Notre Dame, Ind.	NBCSN+	6 p.m.
March 6-8			B1G Quarterfinals	Campus Sites		TBA
March 14			B1G Semifinals	Campus Sites		TBA
March 21			B1G Championship	Campus Site		TBA
March 27-29			NCAA Regionals	TBD		TBA
April 9-11			NCAA Frozen Four	Detroit, Mich.		TBA

-- Rankings: USCHO.com/USA Today/USA HM; ranking listed at time of game | All times Eastern |

-- TV: NBC Sports Network [NBCSN] | NBC Sports Chicago+ [NBCSN+] | NBC Sports Philadelphia+ [NBCSN+] | Big Ten Network [BTN] | Fox Sports North.+ [FSN] | Fox Sports Midwest [FSW] | SportsNet New York [SNY]

UNIVERSITY INFORMATION	
School	University of Notre Dame
Location	Notre Dame, IN 46556
Founded	1842
Enrollment	8,530 (undergraduate), 12,393 (total)
Nickname	Fighting Irish
Colors	Gold and Blue
Affiliation	NCAA Division I
Conference	Big Ten (B1G)
President	Rev. John I. Jenkins
Provost	Thomas Burish
NCAA Faculty Representative	Patricia Bellia (Harvard '91)
Athletics Director	Jack Swarbrick (Notre Dame '76)
Sr. Assoc. Athletic Director/Sport Admin.	Tom Nevala (Notre Dame '90)
Ticket Office Phone	(574) 631-7356
Home Ice (capacity)	Compton Family Ice Arena (4,850) Charles "Lefty" Smith Rink
Ice Surface	200 x 90

HOCKEY STAFF INFORMATION	
Head Coach	Jeff Jackson (Michigan State '78)
Record at Notre Dame	324-191-58 (15th season)
Record Overall	506-243-83 (21st season)
Regular Season Big Ten Record	29-17-4 (third season)
Associate Head Coach	Paul Pooley (Ohio State '84)
Associate Head Coach	Andy Slaggert (Notre Dame '89)
Volunteer Assistant Coach	Kyle Lawson (Notre Dame '10)
Coordinator of Hockey Operations	Nick Seirgiej (Wisconsin-River Falls '06)
Athletic Trainer	Kevin Ricks
Equipment Specialist	Ron Grove
Strength and Conditioning Coach	Tony Rolinski
Administrative Assistant	Sue Halasz
Hockey Office Phone	(574) 631-3630

TEAM INFORMATION	
2018-19 Overall Record	23-14-3
2018-19 Big Ten Record/Finish	11-11-2 (2nd)
2018-19 Post Season	Big Ten Champions NCAA Northeast Regional Final
Letter Winners Returning	20 (11 forwards, 6 defensemen, 3 goaltenders)
Letter Winners Lost	6 (4 forwards, 2 defensemen)
Newcomers	8 (5 forwards, 2 defenseman, 1 goaltender)
2019-20 Captain	Cal Burke
2019-20 Alternate Captains	Tory Dello, Cale Morris
NCAA Appearances	10 (Last: 2019)
NCAA Frozen Four Appearances	Four (2008, 2011, 2017, 2018)
All-Americans	15 players/16 times (Last: Bobby Nardella 2019)
Academic All-Americans	Nine (Last: Peter Schneider in 2015)

FOR STARTERS

- The Fighting Irish went 1-0-1 at Minnesota last weekend to open Big Ten play, improving to 5-0-1 overall on the season (Notre Dame lost the extra B1G point in 3x3 play in game one against the Gophers).
- It marks Notre Dame's first unbeaten start through six games since opening the 1998-99 season with a 6-0-0 mark.
- After the 1-0-0 weekend at Minnesota, Cam Morrison was named the Big Ten's Third Star of the Week (Nov. 5) as he led the Irish with four points (0-4-4), including three assists in the game two comeback victory.
- Senior captain Cal Burke has opened the season on a six-game point streak (4-9-13).
- Burke's 2.17 points per game average ranks second in the NCAA among skaters with at least three games played on the season.
- Senior Mike O'Leary leads the Irish with five goals and ranks second on the team with 12 points (5-7-12).
- With a 2.00 points per game average, O'Leary ranks third in the NCAA among skaters with at least three games played on the season.
- Dating back to last season's series at Wisconsin on Jan. 18-19, 2019, O'Leary has 28 points (9-19-28) in his last 25 games played (career: 120 GP, 16-30-46).
- At 4.67 goals per game, the Notre Dame offense ranks third in the NCAA and first among teams that have played at least three games this season.
- Ohio State ranks tied for third in the country with a 1.62 goals-against average.
- Twelve Fighting Irish players have scored at least one goal through six games.
- Current Irish point streaks include Cal Burke (6 games; 4-9-12), Matt Hellickson (career-long 5 games; 2-3-5), Trevor Janicke (career-long 3 games; 3-2-5) and Cam Morrison (2 games; 0-4-4).
- The Fighting Irish penalty kill is 16-for-17 on the season, which ranks seventh nationally (94.1%).
- Notre Dame is 6-for-20 on the power play, good for ninth in the country (30.0%).

TOP-10 SHOWDOWN

- The fifth-ranked Fighting Irish will play a ranked opponent for the first time this season when they welcome No. 8/9 Ohio State for this weekend's series (Nov. 8-9).
- Notre Dame's last win over a top-10 team came on March 29, 2019 when Cam Morrison's overtime goal lifted the Irish past No. 6/7 Clarkson, 3-2, in the NCAA

MEDIA INFORMATION	
Director of Athletics Communications (Hockey Contact)	Dan Colleran
Office Phone Cell Phone	574-631-7519 574-339-9810
Email	dcollera@nd.edu
Assistant Athletics Communications Director (Secondary Hockey Contact)	Pat Durant
Cell Phone	574-485-4521
Email	pdurant@nd.edu
Compton Family Ice Arena Press Box Phone	574-631-4899
Mailing Address	University of Notre Dame 100 Compton Family Ice Arena Notre Dame, IN 44629
Media Availability	Coach Jackson and requested players are generally available once per week and then after a post-game cooling off period. Please contact Dan Colleran with requests or to be added to the email distribution list regarding availability.
Additional Media Info	UND.com/pressbox

No.	Name	Pos.	Ht.	Wt.	Cl.	Hometown/Last Team
1	Dylan St. Cyr	G	5-9	189	Jr.	Northville, MI/USNTDP (USHL)
2	Nate Clurman	D	6-2	207	So.	Boulder, CO/Sioux City (USHL)
3	Ryan Carmichael	D	6-2	191	Fr.	Greenwich, CT/Lincoln (USHL)
4	Nick Leivermann	D	5-11	184	So.	Eden Prairie, MN/Penticton (BCHL)
5	Matt Hellickson	D	6-1	192	Jr.	Rogers, MN/Sioux City (USHL)
6	Tory Dello	D	6-0	199	Sr.	Crystal Lake, IL/Tri-City (USHL)
8	Matt Steeves	F	6-0	203	Jr.	Eden Prairie, MN/Muskegon (USHL)
10	Cam Burke	F	5-8	170	So.	Boxborough, MA/Sioux Falls (USHL)
11	Cal Burke	F	5-10	184	Sr.	Boxborough, MA/Cedar Rapids (USHL)
13	Colin Theisen	F	6-0	194	Jr.	Monroe, MI/Dubuque (USHL)
14	Jesse Lansdell	Fr.	5-11	185	Fr.	Surrey, B.C./Vernon (BCHL)
15	Michael Graham	F	6-1	198	So.	Eden Prairie, MN/Dubuque (USHL)
16	Alex Steeves	F	5-10	188	So.	Eden Prairie, MN/Dubuque (USHL)
17	Pierce Crawford	F	5-9	185	Jr.	Park Ridge, IL/Youngstown (USHL)
18	Graham Slaggert	F	6-0	187	So.	South Bend, IN/Cedar Rapids (USHL)
19	Mike O'Leary	F	6-1	200	Sr.	Halifax, NS/Dubuque (USHL)
20	Jake Pivonka	F	6-0	205	So.	Naperville, IL/USNTDP (USHL)
21	Max Ellis	F	5-9	151	Fr.	Canton, MI/Muskegon (USHL)
22	Jack MacNab	F	6-0	202	Fr.	Indianapolis, IN/Central Illinois (USHL)
24	Spencer Stastney	D	5-11	189	So.	Mequon, WI/USNTDP (USHL)
25	Solag Bakich	F	6-0	194	Fr.	Dallas, TX/Waterloo (USHL)
26	Cam Morrison	F	6-3	214	Sr.	Aurora, ONT/Youngstown (USHL)
27	Trevor Janicke	F	5-10	191	Fr.	Maple Grove, MN/Central Illinois (USHL)
28	Christian DiCesare	D	6-1	205	Fr.	Morristown, NJ/Omaha (USHL)
29	Charlie Raith	D	5-9	174	Fr.	Winnetka, IL/Central Illinois (USHL)
30	Ryan Bischel	G	6-1	189	Fr.	Medina, MN/Farho (USHL)
32	Cale Morris	G	6-1	195	Sr.	Larkspur, CO/Waterloo (USHL)
33	Nick Sanford	G	6-1	192	Jr.	Morristown, NJ/Boston (USPHL)

1	Dylan Saint Sear
13	Colin Ty-sin
25	SO-lawg Bawk-itch
27	Trevor Jan-ick-ee
29	Charlie Rayth (rhymes with "faith")

COACHING STAFF

Head Coach	Jeff Jackson (Michigan State '78)
Associate Head Coach	Paul Pooley (Ohio State '84)
Associate Head Coach	Andy Slaggert (Notre Dame '89)
Volunteer Assistant Coach	Kyle Lawson (Notre Dame '10-)
Coordinator of Hockey Operations	Nick Seirgiej (Wisconsin-River Falls '06)
Athletic Trainer	Kevin Ricks
Equipment Specialist	Ron Grove
Strength and Conditioning Coach	Tony Rolinski

Northeast Regional semifinal.

- This weekend's series will mark Notre Dame's first series against a top-10 opponent since playing at fourth-ranked Ohio State last season on Feb. 1-2.
- The last Fighting Irish home series against a top-10 team also came last season versus Ohio State when the teams split a pair of games on Nov. 2-3.
- The last time Notre Dame swept a series against a top-10 team came on Nov. 24-25, 2017 when the Irish topped sixth-ranked Minnesota 1-0 and 5-2.

THE NOTRE DAME - OHIO STATE SERIES

- Ohio State leads the all-time series 37-35-10, but in games played at Notre Dame the Fighting Irish lead the series 18-16-4.
- In their inaugural season in the Big Ten, the Irish and Buckeyes met five times, with Notre Dame skating away with a 4-1-0 record including a 3-2 overtime victory in the 2018 Big Ten Championship game courtesy of a Cam Morrison game winner.
- Notre Dame's first Big Ten conference games included a weekend sweep of the Buckeyes in Columbus by scores of 4-1 and 3-2 on Nov. 3-4.
- Since joining the Big Ten, Notre Dame leads the series with the Buckeyes 5-4-0.
- Last season, Ohio State won the season series with a 3-1-0 mark.
- In nine career starts against Ohio State, Morris is 5-4-0 with a 1.92 goals-against average and a .940 save percentage.
- Notre Dame's active career leaders against the Buckeyes include Cam Morrison (9 GP; 4-2-6), Cal Burke (9 GP; 2-3-5) and Colin Theisen (9 GP; 2-3-5).
- Notre Dame Associate Head Coach Paul Pooley is a 1984 graduate of Ohio State where he earned All-American honors and graduated as the program's all-time leader in goals (114), assists (156) and points (270).
- Pooley, who wore No. 22, became the first Ohio State hockey player to have his number retired on November 4, 2006 during a game between Notre Dame and Ohio State
- Pooley's nephew, Austin Pooley, is a junior forward with the Buckeyes.

THREE GOALS AND COUNTING

- Over the past two seasons, the Irish are 22-0-1 when scoring at least three goals.
- In 2019-20, the Irish are 5-0-0 when scoring at least three times.
- In 2018-19, Notre Dame went 17-0-1 when scoring three or more goals.
- The lone tie in 2018-19 came when Notre Dame opened the season on Oct. 12 against Mercyhurst in the Ice Breaker - a game that ended knotted at 6-6 before Notre Dame won the shootout to advance to the championship game.

THREE-SEASON WIN TOTALS

- Over the last three seasons (2017-18, 2018-19 and 2019-20), Notre Dame has totaled 56 wins to rank tied for third in the NCAA and first in the Big Ten over that span (as of Nov. 4):
- 1) 67 wins: Minnesota State
- 2) 57 wins: Minnesota Duluth
- **3) 56 wins: Notre Dame & St. Cloud State**
- 5) 55 wins: Denver
- 6) 54 wins: Northeastern, Clarkson and UMass

OF NCAA NOTE

- Notre Dame is coming off a program-best fourth consecutive trip to the NCAA tournament in 2018-19, which is also the fourth-longest active NCAA appearance streak.
- The Fighting Irish advanced to a regional final for the third consecutive season in 2019, having won regional final games in 2017 and 2018 to advance to back-to-back Frozen Fours.
- Notre Dame is one of three teams to make it to the NCAA Regional Finals in each of the last three seasons, joining Denver and Minnesota Duluth.

WHERE THEY'RE FROM
Colorado (2)
Cale Morris Larkspur, Colorado
Nate Clurman Boulder, Colorado
Connecticut (1)
Ryan Carmichael Greenwich, Colorado
Illinois (4)
Tory Dello Crystal Lake, Illinois
Pierce Crawford Park Ridge, Illinois
Jake Pivonka Woodridge, Illinois
Charlie Raith Winnetka, Illinois
Indiana (2)
Jack MacNab Indianapolis, Indiana
Graham Slaggert South Bend, Indiana
Massachusetts (2)
Cal Burke Boxborough, Massachusetts
Cam Burke Boxborough, Massachusetts
Michigan (3)
Dylan St. Cyr Northville, Michigan
Max Ellis Canton, Michigan
Colin Theisen Monroe, Michigan
Minnesota (7)
Ryan Bischel Medina, Minnesota
Matt Hellickson Rogers, Minnesota
Nick Leivermann Eden Prairie Minnesota
Michael Graham Eden Prairie, Minnesota
Trevor Janicke Maple Grove, Minnesota
Matt Steeves Eden Prairie, Minnesota
Alex Steeves Eden Prairie, Minnesota
New Jersey (2)
Christian DiCesare Morristown, New Jersey
Nick Sanford Morristown, New Jersey
Texas (1)
Solag Bakich Dallas, Texas
Wisconsin (1)
Spencer Stastney Mequon, Wisconsin
Canada (3)
Jesse Lansdell Surrey, British Columbia
Cam Morrison Aurora, Ontario
Mike O'Leary Halifax, Nova Scotia

2019-20 HONORS & AWARDS			
Player	Year	Pos.	Awards
Cal Burke	Sr.	F	<ul style="list-style-type: none"> B1G Second Star of the Week (Oct. 29) Honorable Mention Preseason All-Big Ten (Sept. 30)
Cale Morris	Sr.	G	<ul style="list-style-type: none"> First Team Preseason All-Big Ten (Sept. 30)* * - <i>Unanimous selection</i>
Cam Morrison	Sr.	F	<ul style="list-style-type: none"> B1G Third Star of the Week (Nov. 5)
Mike O'Leary	Sr.	F	<ul style="list-style-type: none"> B1G First Star of the Week (Oct. 29)

- The Fighting Irish have made seven of the last 10 NCAA tournaments, tied for the third most in the NCAA.

BIG PRESEASON HONORS

- Cale Morris was named a unanimous Preseason All-Big Ten First Team selection and Cal Burke was tabbed as an Honorable Mention honoree (Sept. 30).
- The Fighting Irish were picked to finish second in the Big Ten preseason coaches' poll:
 - Penn State
 - Notre Dame**
 - Wisconsin
 - Ohio State
 - Minnesota
 - Michigan
 - Michigan State

BURKE EARNS CAPTAINCY

- Senior Cal Burke was named the team captain for 2019-20, while his classmates Tory Dello and Cale Morris will take on alternate captain roles.
- Burke served as an alternate captain as a junior.
- Dello and Morris will each be donning a letter for the first time in their Irish careers.
- Morris becomes the second goaltender under Jackson to wear a letter following Cal Petersen, who served as the team's captain for the 2016-17 season.

FAMILY TIES

- The 2019-20 Notre Dame roster features two sets of brothers, Cal and Cam Burke and Matt and Alex Steeves.
- They are the 12th and 13th sets of brothers to skate together at Notre Dame and the first since Ben (2008-11) and Andy Ryan (2012-16).
- Junior goaltender Dylan St. Cyr is the son of Son of Gerry St. Cyr, who played five seasons of professional hockey including the AHL's New Haven Senators and Manon Rheaume, who played goaltender for Canada at the 1998 Olympic Winter Games and in several world championships and who was the first woman to appear in an NHL pre-season game when she skated for the Tampa Bay Lightning in 1992.
- Sophomore forward and South Bend native, Graham Slaggert, joins his father Andy Slaggert who serves as Associate Head Coach and former star for the Irish.
- The Slaggerts were the fifth father-son duo to suit up for Notre Dame.
- Sophomore forward Jake Pivonka is the son of Czech Republic native and former NHL player Michael Pivonka who played over 800 games with the Washington Capitals (1986-99).
- Freshman forward Trevor Janicke is the son of Curtis Janicke, who played for the Irish from 1989-93, appearing in 125 games while scoring 46 goals and adding 98 assists 144 points.
- Trevor and Curtis are now the sixth father-son duo to play for the Irish.
- Freshman forward Solag Bakich is the son of Huntley Bakich, who was a linebacker for the Fighting Irish football team during the Lou Holtz era.

**USCHO.com Division I Men's Poll
(November 4, 2019)**

Rk. Team (1st-place votes)	Record	Points	Last Week
1. Denver (49)	8-0-0	998	1
2. Massachusetts (1)	6-1-0	925	3
3. Minnesota State	6-1-1	875	2
4. Cornell	2-0-0	852	4
5. Notre Dame	5-0-1	807	5
6. Penn State	6-1-0	700	12
7. Minnesota Duluth	3-3-0	682	6
8. Clarkson	5-2-1	609	11
9. Ohio State	6-1-1	582	13
10. North Dakota	5-1-1	508	14
11. Providence	4-3-1	464	8
12. Wisconsin	4-4-0	390	7
13. Northeastern	4-3-1	341	10
14. UMass Lowell	6-2-2	339	17
15. Quinnipiac	4-3-0	332	9
16. Northern Michigan	6-1-1	206	20
17. Bowling Green	5-4-0	195	18
18. Harvard	1-0-0	185	19
19. Boston College	3-4-0	177	15
20. Omaha	4-1-1	78	NR

Others receiving votes: RIT 53, Western Michigan 47, Maine 43, St. Cloud 41, Arizona State 28, New Hampshire 12, Brown 11, Princeton 11, Boston University 4, Alaska 3, Minnesota 2.

**USA Today/USA Hockey Magazine Poll
(November 4, 2019)**

Rk. Team	Points (1st-place votes)	Last Poll	Record	WR
1. University of Denver	510 (34)	1	8-0-0	6
2. University of Massachusetts	453	3	6-1-0	6
3. Minnesota State University	416	2	6-1-1	6
4. Cornell University	397	5	2-0-0	6
5. University of Notre Dame	394	4	5-0-1	6
6. Penn State University	307	12	6-1-0	6
7. University of Minnesota Duluth	276	6	3-3-0	6
8. Ohio State University	238	13	6-1-1	6
9. Clarkson University	213	11	5-2-1	6
10. University of North Dakota	176	14	5-1-1	2
11. Providence College	155	7	4-3-1	6
12. University of Wisconsin	92	8	4-4-0	4
13. Northeastern University	83	10	4-3-1	6
14. University of Massachusetts Lowell	73	NR	6-2-2	1
15. Harvard University	59	NR	1-0-0	1

Others receiving votes: Quinnipiac University, 57; University of Northern Michigan, 48; Bowling Green University, 36; Boston College, 32; University of Nebraska Omaha, 18; Arizona State University, 9; University of Maine 7; St. Cloud State University 5; Brown University, 3; Rochester Institute of Technology, 3.

Notre Dame in the Polls

Date	USCHO.com	USA Today
September 30 (Preseason)	9	10
October 7	8	9
October 14	7	7
October 21	5	4
October 28	5	4
November 4	5	

IRISH IN THE NHL

- Eight former Notre Dame players have made NHL rosters so far this season, including: Anders Bjork (Boston Bruins), Ian Cole (Colorado Avalanche), Vinnie Hinostroza (Arizona Coyotes), Anders Lee (New York Islanders), Kyle Palmieri (New Jersey Devils), Bryan Rust (Pittsburgh Penguins) and Riley Sheahan (Edmonton Oilers).
- Lee eclipsed the 50-point mark for the third consecutive season in 2018-19 while serving as captain for the New York Islanders.
- After the 2018-19 season, the Edina, Minnesota, native signed a seven-year, \$49 million contract to stay in New York.
- A 2019 NHL All-Star, Palmieri has already notched a hat trick for the Devils this season.
- Palmieri is one of three Notre Dame hockey players to be selected in the first round of the NHL Draft, joining Cole and Sheahan.
- Rust, a two-time Stanley Cup Champion with the Pittsburgh Penguins, netted a career-high 18 goals last season while collecting 35 points in 72 games, and recently returned from the IR.
- Cole is in the midst of his second season with the Colorado Avalanche after posting 15 points (2G, 13A) in 71 games last season.
- Hinostroza is in his second season with the Arizona Coyotes after posting career-highs in goals (16), assists (23) and points (39) a season ago.
- Sheahan is playing his first season with the Edmonton Oilers in what will be his ninth NHL season.
- After battling back from two injury plagued seasons, Bjork was recalled by Boston in the middle of October.
- Gilbert has been up and down, playing in three games for the Blackhawks so far this season (as of Nov. 4).
- In total, 35 former Irish players have seen ice time in the NHL, 20 of whom played at Notre Dame under current head coach Jeff Jackson.

PRO IRISH WEARING THE "C"

- While Cal Burke has been named the captain for Notre Dame this season, Irish alumni in the professional ranks are also picking up the honor and responsibility of wearing the "C" in 2019-20.
- Anders Lee, who captained the Irish in 2012-13, is in his second season serving as captain of the New York Islanders.
- Steven Fogarty, who was a two-year captain at Notre Dame in 2014-15 and 2015-16, was named the captain of the Hartford Wolfpack (AHL) to start the 2019-20 season.
- Sam Herr, an alternate captain with the Irish in 2015-16, was named the Nottingham Panthers' (EIHL) for the 2019-20 season.
- Bo Brauer, a 2018 Notre Dame graduate, was named captain of the Worcester Railers (ECHL) to start the 2019-20 season as well.

YOUTH MOVEMENT

- The 2019-20 Notre Dame roster features 17 underclassmen (versus 11 upperclassmen).
- The Irish once again are among the 10 youngest teams in college hockey by average age as of Oct. 1 (College Hockey Inc.):
 - Minnesota — 20 years, 240 days
 - Wisconsin — 20 years, 256 days
 - Boston University — 20 years, 278 days
 - Boston College — 20 years, 294 days
 - Quinnipiac — 20 years, 357 days
 - Connecticut — 21 years, 5 days
 - Providence — 21 years, 24 days

- Denver – 21 years, 57 days
- Harvard – 21 years, 86 days
- **Notre Dame – 21 years, 88 days**

IN THE CLASSROOM

- Notre Dame's posted another GSR rating of 95 in October, 2019 marking the 15th consecutive season the Fighting Irish posted at least a 94 in the annual four-year graduation success rating from the NCAA.
- In the 2019-20 federal standings, Notre Dame's hockey score of 91 ranked sixth among all Division I men's ice hockey programs and first in the Big Ten.
- Last season, Cam Burke (Fall), Charlie Raith (Fall and Spring) and Alex Steeves (Fall and Spring) were each named to the Dean's List.

NOTRE DAME IN THE 2019 NHL DRAFT

- Freshman forward Trevor Janicke was selected in the 2019 NHL Draft when the Anaheim Ducks picked him in the fifth round (132nd overall).
- The Irish have seen at least one player selected in the National Hockey League Entry Draft every year since 2004, and in 21 of the last 22 years.
- He was the 85th member of the Notre Dame hockey program to be selected in the NHL Draft.
- In head coach Jeff Jackson's tenure, 38 Irish players have been selected in the draft.

2019 BIG TEN CHAMPIONSHIP RECAP

- Cam Morrison scored the game-winning goal in the Big Ten title game for the second consecutive season and Cale Morris finished with 46 saves en route to earning the tournament's Most Outstanding Player honor for the second consecutive season as the Irish posted a 3-2 win over Penn State (March 23).
- The win sent Notre Dame to the NCAA Tournament for a program-record fourth consecutive season.
- Spencer Stastney scored his first career goal early in the first period to give the Irish a 1-0 lead and Cal Burke also netted a first period tally for the Irish.
- It marked the eighth championship in program history, all under the guidance of head coach Jeff Jackson:
 - Regular-season: 2006-07 (CCHA), 2008-08 (CCHA), 2017-18 (B1G)
 - Tournament: 2007 (CCHA), 2009 (CCHA), 2013 (CCHA), 2018 & 2019 (B1G)
- To reach the 2019 title game, Notre Dame swept Michigan State in the quarterfinals (March 8-9) and then defeated Minnesota in the semifinals with Michael Graham's power-play goal 53 seconds into overtime proving to be the difference (March 16).
- In the first three Big Ten tournament games, Mike O'Leary, Pierce Crawford and Michael Graham accounted for Notre Dame's game-winning goals.
- Cale Morris posted a 0.75 goals-against average and a .977 save percentage in the 2019 Big Ten Tournament.
- The Irish are now 6-0-0 on Big Ten Tournament games since joining the Big Ten.

OHIO STATE

Series: OSU leads 37-35-10 (82 games) | At Notre Dame: ND leads 18-16-4 | At Ohio State: OSU leads 19-16-6
 At Neutral Sites: OSU leads 2-1-0 | Overtime Wins: ND 5, OSU 2 | One-Goal Wins: ND 13, OSU 10
 Last Meeting: Feb. 2, 2019 (OSU 2-0) | Current Streak: OSU 2 wins

Year	Host	Site	Arena	Win	Loss	Tie	Result
1968-69	Ohio State	Columbus, Ohio	OSU Ice Arena	W			7-1
1969-70	Ohio State	Columbus, Ohio	OSU Ice Arena		L		3-4
	Notre Dame	Notre Dame, Ind.	Joyce Center	W			6-3
	Notre Dame	Notre Dame, Ind.	Joyce Center	W			7-1
1981-82	Ohio State	Columbus, Ohio	OSU Ice Arena	W			7-5
	Ohio State	Columbus, Ohio	OSU Ice Arena			T (OT)	4-4
	Notre Dame	Notre Dame, Ind.	Joyce Center	W			6-4
	Notre Dame	Notre Dame, Ind.	Joyce Center	W			6-3
1982-83	Notre Dame	Notre Dame, Ind.	Joyce Center		L		3-6
	Notre Dame	Notre Dame, Ind.	Joyce Center		L		5-6
	Ohio State	Columbus, Ohio	OSU Ice Arena	W			6-3
	Ohio State	Columbus, Ohio	OSU Ice Arena		L		1-8
1992-93	Ohio State	Columbus, Ohio	OSU Ice Arena	W			5-4
	Notre Dame	Notre Dame, Ind.	Joyce Center	W			3-1
	Notre Dame	Notre Dame, Ind.	Joyce Center	W			4-0
1993-94	Ohio State	Columbus, Ohio	OSU Ice Arena	W (OT)			3-2
	Notre Dame	Notre Dame, Ind.	Joyce Center	W			5-4
	Ohio State	Columbus, Ohio	OSU Ice Arena			T (OT)	3-3
1994-95	Ohio State	Columbus, Ohio	OSU Ice Arena	W (OT)			4-3
	Notre Dame	Notre Dame, Ind.	Joyce Center	W			5-1
	Notre Dame	Notre Dame, Ind.	Joyce Center	W			4-3
1995-96	Notre Dame	Notre Dame, Ind.	Joyce Center	W			4-0
	Ohio State	Columbus, Ohio	OSU Ice Arena			T (OT)	2-2
	Ohio State	Columbus, Ohio	OSU Ice Arena		L		2-5
1996-97	Ohio State	Columbus, Ohio	OSU Ice Arena	W			3-0
	Notre Dame	Notre Dame, Ind.	Joyce Center		L		3-5
	Notre Dame	Notre Dame, Ind.	Joyce Center		L		4-5
1997-98	Ohio State	Columbus, Ohio	OSU Ice Arena	W			3-2
	Ohio State	Columbus, Ohio	OSU Ice Arena		L		3-5
	Notre Dame	Notre Dame, Ind.	Joyce Center		L		3-5
1998-99	Notre Dame	Notre Dame, Ind.	Joyce Center	W			3-0
	Ohio State	Columbus, Ohio	Value City Arena		L		3-4
	Ohio State	Columbus, Ohio	Value City Arena		L		1-4
1999-00	Ohio State	Columbus, Ohio	Value City Arena		L		1-3
	Ohio State	Columbus, Ohio	Value City Arena	W (OT)			2-1
2000-01	Notre Dame	Notre Dame, Ind.	Joyce Center		L		3-5
	Notre Dame	Notre Dame, Ind.	Joyce Center			T (OT)	2-2
	Ohio State	Columbus, Ohio	Value City Arena		L		2-5
	Ohio State	Columbus, Ohio	Value City Arena		L		3-5
2001-02	Ohio State	Columbus, Ohio	Value City Arena			T (OT)	4-4
	Ohio State	Columbus, Ohio	Value City Arena		L		2-3
2002-03	Notre Dame	Notre Dame, Ind.	Joyce Center			T (OT)	3-3
	Notre Dame	Notre Dame, Ind.	Joyce Center		L		0-2
		Detroit, Mich.	Joe Louis Arena		L		2-3
2003-04	Ohio State	Columbus, Ohio	Value City Arena	W			5-2
	Ohio State	Columbus, Ohio	Value City Arena		L		1-3
		Detroit, Mich.	Joe Louis Arena			L (OT)	5-6
2004-05	Notre Dame	Notre Dame, Ind.	Joyce Center		L		1-4
	Notre Dame	Notre Dame, Ind.	Joyce Center		L		1-3
2005-06	Notre Dame	Notre Dame, Ind.	Joyce Center		L		1-4
	Notre Dame	Notre Dame, Ind.	Joyce Center		L		2-5
	Ohio State	Columbus, Ohio	Value City Arena		L		0-1
	Ohio State	Columbus, Ohio	Value City Arena	W			1-0
2006-07	Ohio State	Columbus, Ohio	Value City Arena	W			4-2
	Ohio State	Columbus, Ohio	Value City Arena			T (OT)	1-1
2007-08	Notre Dame	Notre Dame, Ind.	Joyce Center		L		1-3
	Notre Dame	Notre Dame, Ind.	Joyce Center			T (OT)	2-2
2008-09	Ohio State	Columbus, Ohio	Value City Arena	W (OT)			4-3
	Ohio State	Columbus, Ohio	Value City Arena		L		1-4
2009-10	Notre Dame	Notre Dame, Ind.	Joyce Center	W			3-1
	Notre Dame	Notre Dame, Ind.	Joyce Center			T (OT)	2-2
	Ohio State	Columbus, Ohio	Value City Arena		L		1-3
	Ohio State	Columbus, Ohio	Value City Arena		L		2-8
2010-11	Ohio State	Columbus, Ohio	Value City Arena		L		1-6
	Ohio State	Columbus, Ohio	Value City Arena	W			4-1
2011-12	Notre Dame	Notre Dame, Ind.	Joyce Center	W			5-2
	Notre Dame	Notre Dame, Ind.	Joyce Center		L		3-4
	Notre Dame	Notre Dame, Ind.	Compton Family Ice Arena	W			2-0
	Notre Dame	Notre Dame, Ind.	Compton Family Ice Arena	W			4-2
2012-13	Ohio State	Columbus, Ohio	Value City Arena		L		3-6
	Ohio State	Columbus, Ohio	Value City Arena			T (OT)	2-2
		Detroit, Mich.	Joe Louis Arena	W			3-1
2014-15	Notre Dame	Notre Dame, Ind.	Compton Family Ice Arena		L		1-5
2017-18	Ohio State	Columbus, Ohio	Value City Arena	W			4-1
	Ohio State	Columbus, Ohio	Value City Arena	W			5-2
	Notre Dame	Notre Dame, Ind.	Compton Family Ice Arena	W			2-1
	Notre Dame	Notre Dame, Ind.	Compton Family Ice Arena		L		1-5
	Notre Dame	Notre Dame, Ind.	Compton Family Ice Arena	W (OT)			3-2
2018-19	Notre Dame	Notre Dame, Ind.	Compton Family Ice Arena		L		0-1
	Notre Dame	Notre Dame, Ind.	Compton Family Ice Arena	W			2-1
	Ohio State	Columbus, Ohio	Value City Arena		L		2-4
	Ohio State	Columbus, Ohio	Value City Arena		L		0-2

WISCONSIN

Series: Wisconsin leads 41-23-8 (72 games) | At Notre Dame: Wisconsin leads 16-11-5 | At Wisconsin: Wisconsin leads 20-11-2
 At Neutral Sites: Wisconsin leads 5-1-1 | Overtime Wins: Wisconsin 2, ND 1 | One-Goal Wins: ND 8, Wisconsin 8
 Last Meeting: Feb. 16, 2019 (ND 5-2) | Current Streak: ND 1 win

Year	Host	Site	Arena	Win	Loss	Tie	Result
1921-22	Notre Dame	Notre Dame, Ind.	Badin Rink	W			3-0
1925-26	Wisconsin	Madison, Wis.	N/A			T	1-1
1967-68	Wisconsin	Madison, Wis.	Dane County Expo Center		L		2-16
1968-69	Notre Dame	Notre Dame, Ind.	Joyce Center		L		2-10
	Notre Dame	Notre Dame, Ind.	Joyce Center		L		0-12
	Wisconsin	Milwaukee, Wis.	Milwaukee Arena		L		1-5
	Wisconsin	Madison, Wis.	Hartmeyer Ice Arena		L		2-10
1969-70	Notre Dame	Notre Dame, Ind.	Joyce Center	W			6-5
	Notre Dame	Notre Dame, Ind.	Joyce Center			T (OT)	3-3
1971-72	Notre Dame	Notre Dame, Ind.	Joyce Center		L		3-5
	Notre Dame	Notre Dame, Ind.	Joyce Center		L		3-5
	Wisconsin	Madison, Wis.	Dane County Expo Center		L		4-6
	Wisconsin	Madison, Wis.	Dane County Expo Center		L		1-5
1972-73	Wisconsin	Madison, Wis.	Dane County Expo Center		L (OT)		4-5
	Wisconsin	Madison, Wis.	Dane County Expo Center		L		3-5
	Notre Dame	Notre Dame, Ind.	Joyce Center	W			8-5
	Notre Dame	Notre Dame, Ind.	Joyce Center	W			4-3
	Notre Dame	Notre Dame, Ind.	Joyce Center			T	4-4
	Notre Dame	Notre Dame, Ind.	Joyce Center		L		3-4
1973-74	Notre Dame	Notre Dame, Ind.	Joyce Center		L		2-6
	Notre Dame	Notre Dame, Ind.	Joyce Center	W			6-4
	Wisconsin	Madison, Wis.	Dane County Expo Center		L		3-4
	Wisconsin	Madison, Wis.	Dane County Expo Center	W			5-1
1974-75	Wisconsin	Madison, Wis.	Dane County Expo Center		L		4-5
	Wisconsin	Madison, Wis.	Dane County Expo Center	W			5-3
	Notre Dame	Notre Dame, Ind.	Joyce Center			T (OT)	3-3
	Notre Dame	Notre Dame, Ind.	Joyce Center		L		2-9
1975-76	Notre Dame	Notre Dame, Ind.	Joyce Center	W			5-2
	Notre Dame	Notre Dame, Ind.	Joyce Center			T (OT)	2-2
	Wisconsin	Madison, Wis.	Dane County Expo Center		L		3-5
	Wisconsin	Madison, Wis.	Dane County Expo Center		L		1-4
1976-77	Wisconsin	Madison, Wis.	Dane County Expo Center	W			4-1
	Wisconsin	Madison, Wis.	Dane County Expo Center		L		3-4
	Notre Dame	Notre Dame, Ind.	Joyce Center		L		3-8
	Notre Dame	Notre Dame, Ind.	Joyce Center			T (OT)	3-3
1977-78	Notre Dame	Notre Dame, Ind.	Joyce Center		L		1-6
	Notre Dame	Notre Dame, Ind.	Joyce Center		L		1-5
	Wisconsin	Madison, Wis.	Dane County Expo Center		L		2-5
	Wisconsin	Madison, Wis.	Dane County Expo Center		L		1-12
1978-79	Notre Dame	Notre Dame, Ind.	Joyce Center	W			8-2
	Notre Dame	Notre Dame, Ind.	Joyce Center			L (OT)	6-7
	Wisconsin	Madison, Wis.	Dane County Expo Center		L		0-2
	Wisconsin	Madison, Wis.	Dane County Expo Center		L		3-7
	Wisconsin	Madison, Wis.	Dane County Expo Center		L		6-11
	Wisconsin	Madison, Wis.	Dane County Expo Center		L		2-5
1979-80	Wisconsin	Madison, Wis.	Dane County Expo Center		L		2-5
	Wisconsin	Madison, Wis.	Dane County Expo Center	W			4-3
	Notre Dame	Notre Dame, Ind.	Joyce Center	W			4-3
	Notre Dame	Notre Dame, Ind.	Joyce Center		L		5-7
1980-81	Wisconsin	Madison, Wis.	Dane County Expo Center	W (OT)			5-4
	Wisconsin	Madison, Wis.	Dane County Expo Center		L		0-4
	Notre Dame	Notre Dame, Ind.	Joyce Center	W			4-2
	Notre Dame	Notre Dame, Ind.	Joyce Center		L		0-7
1995-96		Milwaukee, Wis.	Bradley Center	W			3-2
1997-98	Wisconsin	Madison, Wis.	Dane County Expo Center	W			4-2
	Notre Dame	Notre Dame, Ind.	Joyce Center		L		2-3
1998-99	Wisconsin	Madison, Wis.	Kohl Center	W			2-1
2003-04	Wisconsin	Madison, Wis.	Kohl Center			T (OT)	2-2
	Wisconsin	Madison, Wis.	Kohl Center	W			3-1
2004-05	Notre Dame	Notre Dame, Ind.	Joyce Center		L		0-2
		Rosemont, Ill.	Allstate Arena		L		0-2
2007-08		Dayton, Ohio	Nutter Center		L		1-4
2017-18	Wisconsin	Madison, Wis.	Kohl Center	W			3-2
	Wisconsin	Madison, Wis.	Kohl Center	W			6-2
	Notre Dame	Notre Dame, Ind.	Compton Family Ice Arena	W			4-2
		Chicago, Ill.	United Center		L		0-5
2018-19	Wisconsin	Madison, Wis.	Kohl Center	W			6-4
		Chicago, Ill.	United Center			T (OT)	2-2
	Notre Dame	Notre Dame, Ind.	Compton Family Ice Arena		L		1-2
	Notre Dame	Notre Dame, Ind.	Compton Family Ice Arena	W			5-2

**HEAD COACH
JEFF JACKSON**



- The 2019-20 season marks University of Notre Dame hockey coach Jeff Jackson's 15th season behind the Irish bench.
- The highly regarded Jackson now has over 30 years of coaching experience and is coming off back-to-back Big Ten championship seasons while also guiding the Irish to the 2018 national title game en route to being named the Spencer Penrose Award winner as the National Coach of the Year.
- Jackson was also named the Spencer Penrose award winner in 2007 and he is one of just 14 coaches to have earned the honor multiple times (dating back to 1951).
- Additionally, Jackson is the only coach to have earned the honor multiple times in the last 15 seasons.
- Notre Dame's Jeff Jackson era began in 2005 when the University searched for a coach who could move the program among the elite hockey schools in the country.
- Jackson's Notre Dame teams have made 10 trips to the NCAA Championship (2007-09, 2011, 2013-14, 2016-19), advancing to the Frozen Four four times and playing in the 2008 and 2018 national title games.
- During his 14-year run, Notre Dame has become one of the nation's top teams while playing in the Central Collegiate Hockey Association, Hockey East and now Big Ten.
- Under Jackson, the Irish won the CCHA regular-season title twice (2006-07 and 2008-09) while earning three Mason Cup championships (2007, 2009 and the final one in 2013).
- Then, in the team's first season in the Big Ten (2017-18), Notre Dame captured both the regular season and conference championships and followed up by once again winning the conference tournament in year two (2018-19).
- Jackson's success on the ice also has had a major impact off the ice for the Irish. With the wins came a commitment from the University that led to the new home of Irish hockey — The Compton Family Ice Arena — one of the finest college hockey facilities in the nation. The venue opened for business on Oct. 21, 2011.
- Since Jackson's arrival, the Irish have had 35 players selected in the National Hockey League Entry Draft, including three first round selections. In that same span, 24 players from USA Hockey's National Team

THE JEFF JACKSON FILE COLLEGIATE HEAD COACHING					
21st year as NCAA Div. I Head Coach					
Alma Mater: Michigan State ('78, '79)					
School	Seasons	Record			Pct.
Lake Superior State	6	182	52	25	.751
Notre Dame	15	324	191	58	.616
TOTALS	21	506	243	83	.658

THE JEFF JACKSON FILE ADDITIONAL HEAD COACHING					
Team	Seasons	Record			
USNTDP (USHL)	3	N/A	N/A	N/A	N/A
Guelph (OHL)	2	71	46	16	3

HONORS AND ACCOLADES	
Year	Award
1990-91	CCHA Coach of the Year
2006-07	CCHA Coach of the Year
2006-07	Spencer Penrose Award
2010-11	CCHA Coach of the Year
2017-18	Spencer Penrose Award

JACKSON AND THE FROZEN FOUR	
Year	Team
1992	Lake Superior State (NCAA Champion)
1993	Lake Superior State (NCAA Runner-Up)
1994	Lake Superior State (NCAA Champion)
2008	University of Notre Dame (NCAA Runner-Up)
2011	University of Notre Dame (NCAA Semifinalist)
2017	University of Notre Dame (NCAA Semifinalist)
2018	University of Notre Dame (NCAA Runner-Up)

Developmental Program have matriculated to Notre Dame.

- During Jackson's tenure, the Irish have had eight players garner All-America honors — Bobby Nardella in 2019, Cale Morris in 2018, Anders Bjork in 2017, Robbie Russo in 2015, Anders Lee in 2013, Ian Cole and Erik Condra in 2009 and David Brown in 2007. In addition, 19 of Jackson's Notre Dame players have gone on to play in the NHL.
- Jackson entered the 2019-20 season with a 20-year collegiate record of 501-243-82 for a .656 winning percentage, the second-highest winning percentage among all active coaches with five years or more in Division I (entering 2019-20).
- To start the 2019-20 season, Jackson's 501 career wins ranked tied for 12th all-time in Division I and second among active coaches (entering 2019-20).

JEFF JACKSON RECORDS VS. DIVISION I TEAMS

Team	W	L	T
Air Force	3	0	0
Alabama Huntsville	8	1	0
Alaska	21	8	1
Alaska Anchorage	1	0	0
Arizona State	2	0	0
Army	1	0	0
Bemidji State	0	1	0
Boston College	11	8	0
Boston University	10	5	1
Bowling Green	43	9	4
Brown	0	1	0
Canisius	1	0	0
Clarkson	3	3	0
Colgate	1	0	0
Colorado College	0	1	0
Connecticut	4	1	1
Cornell	2	1	0
Denver	1	5	3
Ferris State	29	11	4
Harvard	1	1	0
Holy Cross	2	0	0
Illinois-Chicago	24	2	0
Kent State	7	0	1
Lake Superior State	22	4	4
Laurentian	2	0	0
Maine	9	4	1
Massachusetts	8	5	0
Massachusetts Lowell	4	9	2
Mercyhurst	1	0	2
Merrimack	6	2	1
Miami	20	16	10
Michigan	31	30	8
Michigan State	31	16	9
Michigan Tech	7	2	1
Minnesota	12	9	1
Minnesota-Duluth	6	9	2
Minnesota State	2	3	0
Nebraska Omaha	16	3	2
New Hampshire	6	3	1
Niagara	2	0	0
Northeastern	6	10	2
North Dakota	1	2	2
Northern Michigan	17	7	3
Notre Dame	11	2	0
Ohio State	33	17	7
Penn State	9	3	2
Princeton	4	1	0

Providence College	10	3	2
Rensselaer	7	1	0
Robert Morris	1	1	0
Sacred Heart	3	1	0
St. Cloud State	0	2	0
St. Lawrence	2	0	1
Toronto	1	0	0
Union College	1	1	0
Vermont	6	2	2
Western Michigan	30	14	10
Wisconsin	5	3	1
York University	1	0	0

POST-SEASON RECORD VS. DIVISION I TEAMS

Team	W	L	%
Alabama Huntsville	1	0	1.00
Alaska	2	2	0.50
Alaska Anchorage	1	0	1.00
Bemidji State	0	1	0.00
Boston College	2	2	0.50
Boston University	3	1	0.750
Bowling Green	4	0	1.00
Clarkson	3	2	0.75
Cornell	1	0	1.00
Denver	0	1	0.00
Ferris State	2	1	0.667
Harvard	1	0	1.00
Illinois-Chicago	6	0	1.00
Lake Superior State	3	1	0.750
Maine	0	1	0.00
Massachusetts	2	2	0.500
Massachusetts Lowell	2	4	0.333
Merrimack	1	0	1.00
Miami	2	2	0.50
Michigan	12	6	0.667
Michigan State	7	1	0.875
Michigan Tech	1	0	1.00
Minnesota	3	0	1.00
Minnesota-Duluth	1	2	0.333
Nebraska Omaha	2	0	1.00
New Hampshire	2	0	1.00
Northeastern	1	2	0.333
Northern Michigan	1	1	0.50
Ohio State	8	2	0.800
Penn State	2	0	1.00
Providence College	3	0	1.00
St. Cloud State	0	2	0.00
Vermont	0	1	0.00

NOTRE DAME'S 2019-20 RECORD WHEN	
Overall	5-0-1
In Big Ten regular season games	1-0-1-0
Non-conference games	4-0-0
Home	4-0-0
Road	1-0-1
Neutral	0-0-0
In overtime games	0-0-1
When Notre Dame scores first	2-0-1
When opponents score first	3-0-0
When Notre Dame leads after 1 period	1-0-0
When Notre Dame trails after 1 period	2-0-0
When score is tied after 1 period	2-0-1
When Notre Dame leads after 2 periods	3-0-1
When Notre Dame trails after 2 periods	0-0-0
When score is tied after 2 periods	2-0-0
When Notre Dame trails at any point in the third period	0-0-0
When Notre Dame outshoots opponent	3-0-1
When opponent outshoots Notre Dame	2-0-0
When shots are even	0-0-0
In Game 1 of weekend series	2-0-1
In Game 2 of weekend series	3-0-0
In Game 1 of Big Ten weekend series	0-0-1
In Game 2 of Big Ten weekend series	1-0-0
In one-goal games	1-0-0
In two-goal games	2-0-0
When scoring 0-1 goals	0-0-0
When scoring two or more goals	5-0-1
When scoring three or more goals	5-0-0

When scoring four or more goals	5-0-0
When scoring five or more goals	5-0-0
Against Ranked Opponents	
Total	0-0-0
Month-By-Month	
Notre Dame in October	4-0-0
Notre Dame in November	1-0-1
Notre Dame in December	0-0-0
Notre Dame in January	0-0-0
Notre Dame in February	0-0-0
Notre Dame in March	0-0-0
Notre Dame in April	0-0-0
Vs. Conferences	
Atlantic Hockey	2-0-0
Big Ten	1-0-1
ECAC	0-0-0
Hockey East	0-0-0
NCHC	0-0-0
WCHA	2-0-0

THE LAST TIME...

TEAM	
Notre Dame won in overtime	March 29, 2019 vs. Clarkson (3-2 in NCAA Northeast Regional Semifinal)
Notre Dame lost in overtime	January 26, 2018 at Minnesota (1-0)
Notre Dame tied in overtime	November 1, 2019 at Minnesota (2-2, Minnesota wins 3x3 overtime)
Notre Dame scored 10 or more goals in a game	December 29, 2010 vs. Canisius (10-2)
Notre Dame allowed 10 or more goals in a game	March 12, 2005 at Michigan (10-1)
Notre Dame had a home shutout	March 9, 2019 vs. Michigan State (Cale Morris, 28 saves)
Notre Dame had a road shutout	December 2, 2017 at Michigan State (Cale Morris, 23 saves)
Notre Dame had a neutral site shutout	October 13, 2018 vs. Providence (Cale Morris, 22 saves)
Notre Dame was shutout at home	November 2, 2018 vs. Ohio State (Sean Romeo 23 saves)
Notre Dame was shutout on the road or neutral	March 30, 2019 vs. Massachusetts (Filip Lindberg, 13 saves; 4-0 in NCAA Regional Final)
Notre Dame won 1-0	March 8, 2019 vs. Michigan State (Cale Morris, 27 saves)
Notre Dame had 40 or more shots in a game	January 11, 2019 vs. Minnesota in a 5-1 loss (43 Shots)
Notre Dame had 50 or more shots in a game	October 7, 2016 vs. Arizona State (51 shots)
Notre Dame surrendered 40 or more shots in a game	March 23, 2019 vs. Penn State (48 shots)
Notre Dame surrendered 50 or more shots in a game	January 25, 2019 vs. Michigan State (52 shots)
Notre Dame had three PP goals in a game	February 16, 2019 vs. Wisconsin (5-2 win)
Notre Dame had four PP goals in a game	October 20, 2013 vs. Michigan Tech (7-3 win)
Notre Dame had six PP goals in a game	October 7, 2016 vs. Arizona State (9-2 win) February 13, 2009 vs. Northern Michigan (9-5 win)
Notre Dame had one short-handed goal	February 12, 2019 vs. Michigan (Pierce Crawford, 5-2 win)
Notre Dame had two short-handed goals	October 20, 2018 at Omaha (Cal Burke and Bobby Nardella, 8-2 win) January 7, 2011 at Northern Michigan (8-1 win)
Notre Dame surrendered five PP goals	December 4, 2004 vs. Michigan (8-0 loss)
Notre Dame surrendered four PP goals	February 1, 2013 at Ohio State (6-3 loss)
Notre Dame surrendered three PP goals	December 8, 2018 at Penn State (9-1 loss)
Notre Dame surrendered two short-handed goals	February 8, 2013 vs. Michigan (7-4 win)
Notre Dame played a #1 ranked team	October 14, 2017 vs. Denver (L, 4-2)
Notre Dame tied a #1 ranked team	October 13 2017 vs. Denver (T, 2-2 in OT)
Notre Dame defeated a #1 ranked team	March 1, 2014 at Boston College (W, 2-1 in OT)
Notre Dame defeated a #1 ranked team at home	November 8, 2013 vs. Minnesota (W, 4-1)
Notre Dame swept a series versus a top-10 opponent	November 24-25, 2017 vs. #6/6 Minnesota (1-0 & 5-2)
Notre Dame erased a two-goal deficit to win or tie	Nov. 2, 2019 at Minnesota (W, 5-3)
Notre Dame erased a two-goal, third period deficit to win	March 1, 2019 vs. Penn State (W, 5-4) December 8, 2017 at Wisconsin (W, 3-2)
Had at least eight penalty kills	October 20, 2018 at Omaha (ND 8-for-9 on the PK)
Notre Dame took zero penalties in a game	Feb. 23, 2019 at Minnesota (L, 2-1)

INDIVIDUAL	
Notre Dame player scored a hat trick	October 12, 2018 - Cal Burke vs. Mercyhurst
Notre Dame defenseman scored a hat trick	January 18, 2015 - Robbie Russo at UConn
Notre Dame player scored four goals	October 19, 1995 - Brian Urick at Alaska Fairbanks
Notre Dame player scored five goals	December 29, 1971 - Ian Williams at Dartmouth
Notre Dame player had three assists	Nov. 2, 2019 - Cam Morrison at Minnesota
Notre Dame player had four assists	January 25, 2019 - Mike O'Leary vs. Michigan State
Notre Dame player had five assists	October 21, 1994 - Jamie Ling vs. Waterloo (2-5-7)
Notre Dame player had four points	Oct. 25, 2019 - Cal Burke vs. Lake Superior State
Notre Dame player had five points	October 20, 2018 - Bobby Nardella and Cal Burke at Omaha
Notre Dame player had six points	October 21, 1994 - Jamie Ling vs. Waterloo (2-5-7)
Notre Dame player had seven points	October 21, 1994 - Jamie Ling vs. Waterloo (2-5-7)
Notre Dame goalie made 35+ saves	March 23, 2019 - Cale Morris vs. Penn State, 46 saves (W, 3-2)
Notre Dame goalie made 40+ saves	March 23, 2019 - Cale Morris vs. Penn State, 46 saves (W, 3-2)
Notre Dame goalie made 50+ saves	March 23, 2019 - Cale Morris vs. Penn State, 46 saves (W, 3-2)
Opposing player scored a hat trick	October 19, 2017 - Vito Bavaro of Sacred Heart
Opposing player scored four goals	March 12, 1994 - Colin Ward of Western Michigan
Opposing player scored five goals	November 10, 1973 - Tom Ross of Michigan State
Opposing player had four assists	December 2, 2011 - Ludwig Karlsson of Northeastern (0-4-4)
Opposing player had five assists	January 20, 1996 - Kevin Hilton of Michigan (0-5-5)
Opposing player had four points	December 8, 2018 - Chase Berger (1-3-4) and Evan Barratt (1-3-4) of Penn State
Opposing player had five points	January 27, 2001 - Jeff Hamilton of Yale (2-3-5)
Opposing player had six points	January 11, 1994 - John Gruden of Ferris State (4-3-7)
Opposing player had seven points	January 11, 1994 - John Gruden of Ferris State (4-3-7)
Opposing goalie made 35+ saves	March 23, 2019 - Jake Kielly of Clarkson, 35 saves (3-2 ND win in OT)
Opposing goalie made 40+ saves	January 11, 2019 - Mat Robson of Minnesota, 42 saves (5-1 ND loss)
Opposing goalie made 50+ saves	March 6, 2015 - Steve Mastalerz of UMass, 75 saves (4-3 ND loss)
Notre Dame had a penalty shot	March 29, 2019 -- Cal Burke (saved vs. Clarkson in NCAA Northeast Region Semifinal) January 21, 2017 - Joe Wegwerth (saved vs. New Hampshire)
Notre Dame scored on a penalty shot	December 6, 2013 - Jeff Costello (vs. UMass) March 16, 2013 - Bryan Rust (vs. Bowling Green)
Opponent had a penalty shot	February 3, 2018 - Andrew Strurtz, Penn State (saved by Cale Morris in OT in 2-2 tie) January 19, 2018 - Trent Frederic, Wisconsin (scored on Cale Morris, 4-2 ND win) March 10, 2017 - Shane Kavanagh, Providence (vs. Cal Petersen, missed wide, 5-0 ND win) January 29, 2016 - Colin White, Boston College (saved by Cal Petersen, 4-0 ND loss) January 22, 2016 - Ara Nazarian, New Hampshire (scored on Cal Petersen, 5-1 ND win) December 10, 2015 - Colin White, Boston College (saved by Cal Petersen, 4-3 ND win)

2019-20 COMBINED STATS

Date	Opponent	Score	Att.	Record:	Overall	Home	Away	Neutral
Oct 11	AIR FORCE	W 4-3	4977	ALL GAMES	5-0-1	4-0-0	1-0-1	0-0-0
Oct 13	AIR FORCE	W 6-1	3506	CONFERENCE	1-0-1	0-0-0	1-0-1	0-0-0
Oct 25	LAKE SUPERIOR STATE	W 5-2	3991	NON-CONFERENCE	4-0-0	4-0-0	0-0-0	0-0-0
Oct 26	LAKE SUPERIOR STATE	W 6-4	4178					
* Nov 01	at Minnesota	Tot 2-2	7459					
* Nov 02	at Minnesota	W 5-3	8008					

TEAM STATISTICS	ND	OPP
SHOT STATISTICS		
Goals-Shot attempts	28-193	15-170
Shot pct.	.145	.088
Goals/Game	4.7	2.5
Shots/Game	32.2	28.3
POWER PLAYS		
Goals-Power Plays	6-20	1-17
Conversion Percent	.300	.059
Shot Attempts	33	19
Shot Percent	.182	.053
GOAL BREAKDOWN		
Power Play	6	1
Short-handed	0	0
Empty net	3	0
Penalty	0	0
Unassisted	1	1
Overtime	0	0
Shootout	0	0
Delayed Penalty	0	0
PENALTIES		
Number	19	22
Minutes	38	44
Penalties/Game	3.2	3.7
Pen minutes/Game	6.3	7.3
SHOOTOUTS (Made-Att)	0-0	0-0

#	Player	gp	g	a	pts	sh	sh%	pen-min	pp	sh
11	Cal Burke	6	4	9	13	23	.174	0-0	1	0
19	Mike O'Leary	6	5	7	12	17	.294	1-2	1	0
26	Cam Morrison	6	2	6	8	14	.143	0-0	0	0
13	Colin Theisen	6	3	4	7	24	.125	2-4	1	0
24	Spencer Stastney	6	2	4	6	5	.400	0-0	0	0
27	Trevor Janicke	6	3	2	5	14	.214	1-2	0	0
5	Matt Hellickson	6	2	3	5	9	.222	1-2	2	0
16	Alex Steeves	6	1	4	5	16	.062	0-0	0	0
4	Nick Leivermann	6	2	2	4	12	.167	2-4	1	0
20	Jake Pivonka	6	2	2	4	7	.286	3-6	0	0
18	Graham Slaggert	6	1	2	3	14	.071	0-0	0	0
2	Nate Clurman	6	0	2	2	4	.000	1-2	0	0
6	Tory Dello	6	0	2	2	9	.000	1-2	0	0
15	Michael Graham	3	0	2	2	2	.000	0-0	0	0
6	1	0	1	7	.143	0-0	0	0		
29	Charlie Raith	6	0	1	1	1	.000	1-2	0	0
14	Jesse Lansdell	6	0	1	1	1	.000	0-0	0	0
25	Solag Bakich	3	0	0	0	0	.000	0-0	0	0
10	Cam Burke	6	0	0	0	6	.000	1-2	0	0
17	Pierce Crawford	6	0	0	0	6	.000	2-4	0	0
8	Matt Steeves	6	0	0	0	3	.000	2-4	0	0
TM	TEAM	1	0	0	0	0	.000	1-2	0	0
Total		6	28	52	80	193	.145	19-38	6	0
Opponents		6	15	24	39	170	.088	22-44	1	0

#	Goalie	gp	min	ga	gaavg	saves	save%	w-l-t
30	Ryan Bischel	3	179:43	6	2.00	79	.929	3-0-0
32	Cale Morris	3	185:00	9	2.92	76	.894	2-0-1
TM	EMPTY NET	1	0:17	0	-	0	.000	0-0-0
Total		6	365:00	15	2.47	155	.912	5-0-1
Opponents		6	365:00	28	4.60	165	.855	0-5-1

Attendance Summary	ND	Opponent
Total	16652	15467
Dates/Avg Per Date	4/4163	2/7734
Neutral Site #/Avg	0/0	

Goals by Period	1st	2nd	3rd	Total
Notre Dame	5	10	13	28
Opponents	8	2	5	15

Saves by Period	1st	2nd	3rd	Total
Notre Dame	45	59	48	155
Opponents	52	63	49	165

2019-20 LEADERS

##	Points	GP	G	A	Pts	Sh
11	Cal Burke	6	4	9	13	23
19	Mike O'Leary	6	5	7	12	17
26	Cam Morrison	6	2	6	8	14
13	Colin Theisen	6	3	4	7	24
24	Spencer Stastney	6	2	4	6	5
27	Trevor Janicke	6	3	2	5	14
5	Matt Hellickson	6	2	3	5	9
16	Alex Steeves	6	1	4	5	16
4	Nick Leivermann	6	2	2	4	12
20	Jake Pivonka	6	2	2	4	7

##	Assists	GP	G	A	Pts	Sh
11	Cal Burke	6	4	9	13	23
19	Mike O'Leary	6	5	7	12	17
26	Cam Morrison	6	2	6	8	14
13	Colin Theisen	6	3	4	7	24
24	Spencer Stastney	6	2	4	6	5
16	Alex Steeves	6	1	4	5	16
5	Matt Hellickson	6	2	3	5	9
27	Trevor Janicke	6	3	2	5	14
4	Nick Leivermann	6	2	2	4	12
20	Jake Pivonka	6	2	2	4	7

##	Goals	GP	G	A	Pts	Sh
19	Mike O'Leary	6	5	7	12	17
11	Cal Burke	6	4	9	13	23
13	Colin Theisen	6	3	4	7	24
27	Trevor Janicke	6	3	2	5	14
26	Cam Morrison	6	2	6	8	14
24	Spencer Stastney	6	2	4	6	5
5	Matt Hellickson	6	2	3	5	9
4	Nick Leivermann	6	2	2	4	12
20	Jake Pivonka	6	2	2	4	7
16	Alex Steeves	6	1	4	5	16

##	Shots	GP	G	A	Pts	Sh	Sh%
13	Colin Theisen	6	3	4	7	24	.125
11	Cal Burke	6	4	9	13	23	.174
19	Mike O'Leary	6	5	7	12	17	.294
16	Alex Steeves	6	1	4	5	16	.062
26	Cam Morrison	6	2	6	8	14	.143
27	Trevor Janicke	6	3	2	5	14	.214
18	Graham Slaggert	6	1	2	3	14	.071
4	Nick Leivermann	6	2	2	4	12	.167
5	Matt Hellickson	6	2	3	5	9	.222
6	Tory Dello	6	0	2	2	9	.000

##	Power-Play Goals	GP	PPG
5	Matt Hellickson	6	2

##	Shot Pct.	GP	G	A	Pts	Sh	Sh%
24	Spencer Stastney	6	2	4	6	5	.400
19	Mike O'Leary	6	5	7	12	17	.294
20	Jake Pivonka	6	2	2	4	7	.286
5	Matt Hellickson	6	2	3	5	9	.222
27	Trevor Janicke	6	3	2	5	14	.214
11	Cal Burke	6	4	9	13	23	.174
4	Nick Leivermann	6	2	2	4	12	.167
26	Cam Morrison	6	2	6	8	14	.143
29	Charlie Raith	6	1	0	1	7	.143
13	Colin Theisen	6	3	4	7	24	.125

##	Short-Handed Goals	GP	SHG

##	Game-Winning Goals	GP	GWG
5	Matt Hellickson	6	2

##	Penalties	GP	Pen	Min
20	Jake Pivonka	6	3	6
8	Matt Steeves	6	2	4
17	Pierce Crawford	6	2	4
4	Nick Leivermann	6	2	4
13	Colin Theisen	6	2	4
5	Matt Hellickson	6	1	2
TM	TEAM	1	1	2
19	Mike O'Leary	6	1	2
10	Cam Burke	6	1	2
2	Nate Clurman	6	1	2

##	Plus/Minus	GP	+/-
2	Nate Clurman	6	+11
26	Cam Morrison	6	+9
24	Spencer Stastney	6	+7
11	Cal Burke	6	+5
20	Jake Pivonka	6	+5
19	Mike O'Leary	6	+4
13	Colin Theisen	6	+3
27	Trevor Janicke	6	+3
16	Alex Steeves	6	+3
29	Charlie Raith	6	+3

##	Penalty Minutes	GP	Pen	Min
20	Jake Pivonka	6	3	6
17	Pierce Crawford	6	2	4
8	Matt Steeves	6	2	4
13	Colin Theisen	6	2	4
4	Nick Leivermann	6	2	4
2	Nate Clurman	6	1	2
27	Trevor Janicke	6	1	2
14	Jesse Lansdell	6	1	2
10	Cam Burke	6	1	2
19	Mike O'Leary	6	1	2

2019-20 RESULTS

Date	Opponent	Score	Shots	Overall	Conf	Time	Att.	Goalie of record
Oct 11	AIR FORCE	W 4-3	29/36	1-0-0	0-0-0	2:26	4977	Ryan Bischel
Oct 13	AIR FORCE	W 6-1	32/23	2-0-0	0-0-0	2:26	3506	Ryan Bischel
Oct 25	LAKE SUPERIOR STATE	W 5-2	32/26	3-0-0	0-0-0	2:21	3991	Ryan Bischel
Oct 26	LAKE SUPERIOR STATE	W 6-4	30/33	4-0-0	0-0-0	2:33	4178	Cale Morris
* Nov 01	at Minnesota	Tot 2-2	31/25	4-0-1	0-0-1	2:36	7459	Cale Morris
* Nov 02	at Minnesota	W 5-3	39/27	5-0-1	1-0-1	2:19	8008	Cale Morris

Team Record	W-L-T	Attendance	Dates	Total	Avg.
Overall:	5-0-1	Total:	6	32119	5353
Conference:	1-0-1	Home:	4	16652	4163
Home:	4-0-0	Away:	2	15467	7734
Away:	1-0-1	Neutral:	0	0	0
Neutral:	0-0-0				
Overtime:	0-0-1				

2019-20 INDIVIDUAL GAME-BY-GAME

Opponent	Date	Score	2		4		5		6		8		10		11		13		14		15		16	
			CLURMAN,NA	LEIVERMANN	HELLICKSON,	DELLO,TORY	STEEVES,MA	BURKE,CAM	BURKE,CAL	THEISEN,COL	LANSDELL,JE	GRAHAM,MIC	STEEVES,AL											
AF	Oct 11	4-3 W	0-1-1	0-0-0	0-0-0	0-0-0	0-0-0	0-0-0	0-0-0	0-0-0	0-0-0	1-1-2	1-0-1	0-0-0	0-2-2	1-1-2								
AF	Oct 13	6-1 W	0-0-0	0-1-1	1-0-1	0-2-2	0-0-0	0-0-0	0-0-0	0-0-0	1-1-2	2-1-3	0-0-0	0-0-0	0-0-0	0-0-0								
LSSU	Oct 25	5-2 W	0-0-0	0-1-1	1-0-1	0-0-0	0-0-0	0-0-0	0-0-0	0-0-0	1-3-4	0-1-1	0-0-0	0-0-0	0-1-1									
LSSU	Oct 26	6-4 W	0-1-1	0-0-0	0-1-1	0-0-0	0-0-0	0-0-0	0-0-0	0-0-0	1-2-3	0-2-2	0-0-0	DNP	0-1-1									
at MINN	Nov 01	2-2 t	0-0-0	0-0-0	0-1-1	0-0-0	0-0-0	0-0-0	0-0-0	0-0-0	0-1-1	0-0-0	0-0-0	0-0-0	DNP	0-0-0								
at MINN	Nov 02	5-3 W	0-0-0	2-0-2	0-1-1	0-0-0	0-0-0	0-0-0	0-0-0	0-0-0	0-1-1	0-0-0	0-1-1	DNP	0-1-1									

Opponent	Date	Score	17		18		19		20		24		25		26		27		29		30		32	
			CRAWFORD,	SLAGGERT,G	O'LEARY,MIK	PIVONKA,JAK	STASTNEY,S	BAKICH,SOL	MORRISON,C	JANICKE,TRE	RAITH,CHARL	BISCHEL,RYA	MORRIS,CAL											
AF	Oct 11	4-3 W	0-0-0	0-0-0	0-2-2	0-0-0	0-0-0	0-0-0	DNP	1-0-1	0-0-0	0-0-0	0-0-0	0-0-0	0-0-0	DNP								
AF	Oct 13	6-1 W	0-0-0	0-1-1	0-3-3	1-0-1	0-1-1	DNP	1-0-1	0-0-0	0-0-0	0-0-0	0-0-0	0-0-0	0-0-0	DNP								
LSSU	Oct 25	5-2 W	0-0-0	1-0-1	2-1-3	0-1-1	0-0-0	DNP	0-2-2	0-0-0	0-0-0	0-0-0	0-0-0	0-0-0	DNP									
LSSU	Oct 26	6-4 W	0-0-0	0-0-0	2-1-3	1-1-2	1-2-3	0-0-0	0-0-0	1-1-2	0-0-0	DNP	0-0-0	0-0-0	0-0-0									
at MINN	Nov 01	2-2 t	0-0-0	0-0-0	1-0-1	0-0-0	0-0-0	0-0-0	0-1-1	1-0-1	0-0-0	DNP	0-0-0	0-0-0	0-0-0									
at MINN	Nov 02	5-3 W	0-0-0	0-1-1	0-0-0	0-0-0	1-1-2	0-0-0	0-3-3	1-1-2	1-0-1	DNP	0-0-0	0-0-0										

2019-20 GAME-BY-GAME COMPARISON

Date	Opponent	Score	Goals	Shots		Penalties		Power Plays	
				Assists	Shots	Pen-Min	Pen-Min	G-Ch	G-Ch
Oct 11	AIR FORCE	4-3	4 / 3	7 / 6	29 / 36	3-6	/ 4-8	0-4	/ 0-3
Oct 13	AIR FORCE	6-1	6 / 1	10 / 2	32 / 23	3-6	/ 4-8	2-3	/ 0-2
Oct 25	LAKE SUPERIOR STATE	5-2	5 / 2	10 / 3	32 / 26	1-2	/ 2-4	1-2	/ 0-1
Oct 26	LAKE SUPERIOR STATE	6-4	6 / 4	12 / 7	30 / 33	5-10	/ 6-12	2-6	/ 1-5
Nov 01	at Minnesota	2-2	2 / 2	3 / 1	31 / 25	4-8	/ 3-6	0-2	/ 0-3
Nov 02	at Minnesota	5-3	5 / 3	10 / 5	39 / 27	3-6	/ 3-6	1-3	/ 0-3
Totals		28-15	28 / 15	52 / 24	193 / 170	19-38	/ 22-44	6-20	/ 1-17

Note: Game totals are displayed in the format TEAM/OPPONENT for each category

Hockey Game Box Score (Final)
Air Force vs #8 Notre Dame (Oct 11, 2019 at Notre Dame, Ind.)

Air Force (0-1-0, 0-0-0 AHA) vs. Notre Dame (1-0-0, 0-0-0 B1G)
Date: Oct 11, 2019 • Location: Notre Dame, Ind. • Arena: Compton Family Arena
Attendance: 4977 • Start time: 7:10 PM • End time: 9:36 PM • Total time: 2:26

Prd	Time	Team	Scored by	Assists	Vis. on ice	Home on ice	Goals by Period
1st	07:55	AF	EV TOMLAK, Brady/1	MEHNERT, Alex/1 LEVIN, Jake/1	28,6,9,11	19,11,14,5,6	Team 1 2 3 Tot AF 2 0 1 3 ND 0 2 2 4
2	17:02	AF	EV PULVER, Matt/1	BRIDE, Blake/1 DURGAN, Kieran/1	21,12,8,8,25,47	18,20,27,24,4	
3	05:05	ND	EV Colin Theisen/1	Mike O'Leary/1 Cal Burke/1	28,20,74,9,11	13,19,11,2,24	
4	2nd 13:22	ND	EV Alex Steeves/1	Michael Graham/1 Nate Clurman/2	20,12,74,28,88	16,15,2,24,26	
5	3rd 05:03	ND	EV Cam Morrison/1	Alex Steeves/1 Michael Graham/2	88,12,3,6,21	26,16,15,6,2	
6	3rd 17:51	ND	EV Cal Burke/1	Mike O'Leary/2 TOMLAK, Brady/1	6,9,74,28,88,21	11,19,26,5,6	
7	3rd 19:59	AF	EV PULVER, Matt/2	STONE, Trevor/1	21,28,9,6,74,88	17,5,20,10,6	

TEAM SUMMARY

#	Air Force	1	2	3	Tot	+/	#	Notre Dame	1	2	3	Tot	+/
3	LEVIN, Jake	0	1	1	2	0	2	Nate Clurman	0	0	0	0	+3
5	MEHNERT, Alex	0	2	0	2	0	4	Nick Levermann	0	0	1	1	-1
8	BOWERY, Marshall	0	0	0	0	0	5	Matt Hellickson	1	1	0	2	-1
9	STONE, Trevor	0	0	1	1	0	5	Tory Delo	0	1	0	1	0
11	HARPER, Max	0	0	0	0	0	8	Matt Steeves	0	0	0	0	0
12	BRIDE, Blake	2	2	1	5	-1	10	Cam Burke	0	0	0	0	-1
17	TYRAN, Joe	2	1	4	0	0	11	Cal Burke	1	3	1	5	+1
18	POCHIPINSKI, Ty	0	0	0	0	0	13	Colin Theisen	1	3	1	5	+1
19	MANNING, Luke	0	1	0	1	0	14	Jesse Lansdell	0	0	0	0	-1
20	KOCH, Brandon	2	0	2	4	-2	15	Michael Graham	0	0	1	1	+2
21	PULVER, Matt	1	0	1	2	0	16	Alex Steeves	1	1	3	5	+2
22	PLUMMER, Pierce	0	1	0	1	-1	17	Pierce Crawford	0	0	0	0	-1
23	REIM, Willie	1	0	1	2	0	18	Graham Slaggett	0	1	2	3	-1
25	EXBERG, Carter	0	0	1	1	+1	19	Mike O'Leary	1	3	0	4	+1
26	JAEGER, Erich	0	0	0	0	0	20	Jake Pivonka	0	0	0	0	-2
28	TOMLAK, Brady	1	1	2	4	-1	24	Spencer Stastney	0	0	0	0	+1
47	WEIGEL, Dalton	2	0	2	4	+1	26	Cam Morrison	1	0	3	4	+3
74	MIRAGEAS, Zach	0	1	1	2	-2	27	Trevor Janicke	1	0	0	1	-1
88	DURGAN, Kieran	0	1	3	4	-1	29	Charlie Rath	0	0	0	0	0
TM	TEAM	0	0	0	0	0	TM	TEAM	0	0	0	0	0
30	ANDERSON, Erik	dnp	dnp	dnp	dnp	dnp	1	Dylan St. Cyr	dnp	dnp	dnp	dnp	dnp
33	SCHILLING, Alex	dnp	dnp	dnp	dnp	dnp	33	Nick Sanford	dnp	dnp	dnp	dnp	dnp
Totals		11	11	14	36	-5	Totals		7	13	9	29	+5

GOALTENDERS

#	Air Force	Dec	Min	GA	1	2	3	Saves	#	Notre Dame	Dec	Min	GA	1	2	3	Saves
31	LAROCQUE, Zach	L	58:27	3	7	11	7	25	30	Ryan Bischel	W	59:43	3	9	11	13	33
	EMPTY NET		1:33	1	0	0	0	0		EMPTY NET		0:17	0	0	0	0	0

PENALTY SUMMARY

Prd	Player	Team	Min/Offense	Time	Prd	Player	Team	Min/Offense	Time		
1st	WEIGEL, Dalton	AF	2. Interference	04:44	PP	3rd	Mike O'Leary	ND	2. Hooking	06:12	PP
1st	Matt Steeves	ND	2. Interference	08:21	PP	3rd	MIRAGEAS, Zach	AF	2. Roughing	09:42	PP
2nd	Colin Theisen	ND	2. Interference	08:13	PP	3rd	BRIDE, Blake	AF	2. Slashing	14:59	PP
2nd	MANNING, Luke	AF	2. Interference	10:10	PP						

Win-Ryan Bischel (1-0-0). Loss-LaROCQUE, Zach (0-1-0).

Hockey Game Box Score (Final)
Air Force vs #8 Notre Dame (Oct 13, 2019 at Notre Dame, Ind.)

Air Force (0-2-0, 0-0-0 AHA) vs. Notre Dame (2-0-0, 0-0-0 B1G)
Date: Oct 13, 2019 • Location: Notre Dame, Ind. • Arena: Compton Family Arena
Attendance: 3506 • Start time: 7:10 PM • End time: 9:31 PM • Total time: 2:26

Prd	Time	Team	Scored by	Assists	Vis. on ice	Home on ice	Goals by Period
1st	03:00	ND	EV Cam Morrison/2	MIRAGEAS, Zach/1 STONE, Trevor/1	6,23,3,12,22	26,2,24,10,15	Team 1 2 3 Tot AF 1 0 1 0 1 ND 1 1 4 6
2	1st 17:47	AF	EV HARPER, Max/1	Tory Delo/1	11,74,9,20,28	5,13,6,19,11	
3	2nd 02:54	ND	PP Matt Hellickson/1	Mike O'Leary/3 Spencer Stastney/1	3,6,28,88	5,6,19,13,11	
4	3rd 00:35	ND	PP Colin Theisen/2	Mike O'Leary/3 Spencer Stastney/1	88,28,6,74	13,11,24,5,19	
5	3rd 04:20	ND	EV Cal Burke/2	Mike O'Leary/4 Colin Theisen/1	12,20,21,74,88	11,19,13,2,24	
6	3rd 06:57	ND	EV Colin Theisen/3	Tory Delo/2 Cal Burke/2	6,9,11,20,28	13,6,11,19,5	
7	3rd 19:59	ND	EV Jake Pivonka/1	Nick Levermann/1 Graham Slaggett/1	12,20,21,74,88	20,4,18,27,29	

TEAM SUMMARY

#	Air Force	1	2	3	Tot	+/	#	Notre Dame	1	2	3	Tot	+/
3	LEVIN, Jake	1	0	0	1	-1	2	Nate Clurman	0	0	0	0	+2
5	MEHNERT, Alex	0	0	1	1	-2	4	Nick Levermann	0	1	2	3	+1
8	BOWERY, Marshall	2	1	0	3	0	5	Matt Hellickson	0	1	0	1	0
9	STONE, Trevor	1	0	0	1	0	5	Tory Delo	0	0	0	0	0
11	HARPER, Max	1	0	0	1	0	8	Matt Steeves	0	0	1	1	0
12	BRIDE, Blake	0	0	0	0	-3	10	Cam Burke	1	1	1	3	+1
17	TYRAN, Joe	0	0	0	0	0	11	Cal Burke	1	2	4	+1	
18	POCHIPINSKI, Ty	0	0	1	1	0	13	Colin Theisen	0	1	2	3	0
19	MANNING, Luke	0	1	0	1	0	14	Jesse Lansdell	0	0	0	0	0
20	KOCH, Brandon	2	1	1	4	-2	15	Michael Graham	1	0	0	1	+1
21	PULVER, Matt	0	0	1	1	-2	16	Alex Steeves	0	4	1	5	0
22	PLUMMER, Pierce	0	0	0	0	-1	17	Spencer Stastney	0	0	0	0	+2
23	REIM, Willie	2	0	1	3	-1	18	Graham Slaggett	0	0	0	0	+1
25	EXBERG, Carter	0	0	0	0	0	19	Mike O'Leary	1	0	1	2	+1
26	JAEGER, Erich	0	1	0	1	0	20	Jake Pivonka	1	1	1	3	+1
28	TOMLAK, Brady	0	0	0	0	-1	24	Spencer Stastney	0	0	0	0	+2
47	WEIGEL, Dalton	0	0	1	1	0	26	Cam Morrison	1	0	0	1	+1
74	MIRAGEAS, Zach	0	1	1	2	-1	27	Trevor Janicke	0	0	1	1	+1
88	DURGAN, Kieran	1	0	0	1	-2	29	Charlie Rath	2	0	1	3	+1
41	PARK, Austin	dnp	dnp	dnp	dnp	dnp	TM	TEAM	0	0	0	0	0
Totals		10	7	6	23	-15	1	Dylan St. Cyr	dnp	dnp	dnp	dnp	dnp
							33	Nick Sanford	dnp	dnp	dnp	dnp	dnp
Totals		8	11	13	32	+15	Totals		8	11	13	32	+15

GOALTENDERS

#	Air Force	Dec	Min	GA	1	2	3	Saves	#	Notre Dame	Dec	Min	GA	1	2	3	Saves
31	LAROCQUE, Zach	L	46:43	5	7	10	3	20	30	Ryan Bischel	W	60:00	1	9	7	6	22
	EMPTY NET		0:00	0	0	0	0	0		EMPTY NET		0:00	0	0	0	0	0
33	SCHILLING, Alex	L	13:03	1	0	0	6	6									

PENALTY SUMMARY

Prd	Player	Team	Min/Offense	Time	Prd	Player	Team	Min/Offense	Time	
1st	Nate Clurman	ND	2. Boarding	11:53	PP	3rd	Tory Delo	ND	2. Roughing Atw	00:20
2nd	REIM, Willie	AF	2. Roughing Atw	02:38	PP	3rd	LEVIN, Jake	ND	2. Roughing Atw	00:20
2nd	MIRAGEAS, Zach	AF	2. Holding the Stick	11:02	PP	3rd	Jake Pivonka	ND	2. High Sticking	14:58
3rd	PULVER, Matt	AF	2. Hitting From Behind	00:20	PP					

Win-Ryan Bischel (2-0-0). Loss-LaROCQUE, Zach (0-2-0).

Hockey Game Box Score (Final)
Lake Superior State vs #4 Notre Dame (Oct 25, 2019 at Notre Dame, Ind.)

Lake Superior State (2-5-0, 0-0-0 WCHA) vs. Notre Dame (3-0-0, 0-0-0 B1G)
Date: Oct 25, 2019 • Location: Notre Dame, Ind. • Arena: Compton Family Arena
Attendance: 3991 • Start time: 7:10 PM • End time: 9:31 PM • Total time: 2:21

Prd	Time	Team	Scored by	Assists	Vis. on ice	Home on ice	Goals by Period
1st	08:33	ND	EV Mike O'Leary/1	Cam Morrison/1 Mike O'Leary/2	8,4,14,7,21	19,11,2,13,24	Team 1 2 3 Tot LSSU 1 0 1 2 ND 2 1 2 5
2	1st 17:08	ND	EV Cal Burke/3	HAMPUS ERIKSSON/5 Nick Levermann/6	3,20,8,9,23	11,19,4,29,13	
3	1st 17:44	LSSU	EV MAX HUMITZ/4	Colin Theisen/4 Jake Pivonka/1	21,24,15,14,22	13,11,6,19,24	
4	2nd 06:05	ND	PP Matt Hellickson/2	Colin Theisen/2 Alex Steeves/2	9,21,22,23	5,11,13,6,19	
5	3rd 00:14	ND	EV Graham Slaggett/1	ASHTON CALDER/4 PETE VEILLETTE/4	29,16,26,4,7	5,24,15,27,26	
6	3rd 17:32	ND	EV Mike O'Leary/2	Cal Burke/5 Cam Morrison/2	23,22,16,24,21,15	19,11,26,6,5	

TEAM SUMMARY

#	Lake Superior State	1	2	3	Tot	+/	#	Notre Dame	1	2	3	Tot	+/
3	WILL RIEDELL	0	0	1	1	-1	2	Nate Clurman	0	0	0	0	+2
4	TYLER ANDERSON	0	1	1	2	0	4	Nick Levermann	1	1	2	4	+1
7	MITCHELL OLIVER	0	0	0	0	0	5	Matt Hellickson	0	0	1	1	0
8	Dustin Manz	0	2	1	3	-2	5	Tory Delo	1	0	1	2	0
9	ALEX AMBROSIO	0	0	0	0	-1	8	Matt Steeves	0	1	2	3	0
10	BRENDAN MCKAY	0	1	0	1	0	10	Cam Burke	0	1	0	1	0
13	IAN JOHNSTON	0	0	0	0	0	11	Cal Burke	1	1	3		

Hockey Game Box Score (Final)
#5 Notre Dame vs Minnesota (Nov 01, 2019 at Minneapolis, Minn.)

Notre Dame (4-0-1, 0-0-1-0 B1G) vs. Minnesota (3-3-1, 0-0-1-1 B1G)
 Date: Nov 01, 2019 • Location: Minneapolis, Minn. • Arena: 3M Arena at Mariucci
 Attendance: 7459 • Start time: 7:33 pm • End time: 10:09 pm • Total time: 2:36

Prd	Time	Team	Scored by	Assists	Vis. on ice		Home on ice		Goals by Period					
					G	A	G	A	1	2	3	OT	Tot	
1.	2nd 02:58	ND	EV Mike O'Leary/5	Matt Hellickson/2	19,5,11,6,13	4,19,20,24,58			ND	0	1	0	0	2
2.	3rd 05:41	MINN	EV Burke, Nathan/2	Cal Burke/8	4,5,14,16,18	21,25,10,24			MINN	0	2	0	0	2
3.	3rd 06:06	ND	EV Trevor Janicke/2	Cam Morrison/3	27,26,20,29	10,11,12,20,22								
4.	3rd 06:24	MINN	EV Reedy, Scott/3	-	2,11,13,19,24	19,4,7,23,58								

TEAM SUMMARY														
#	Notre Dame	G	A	PI	Sh +/-	BI	#	Minnesota	G	A	PI	Sh +/-	BI	Totals
2	Nate Clurman	0	0	0	1	0	2	Nanne, Tyler	0	0	0	1	+1	1
4	Nick Leivermann	0	0	2	1	-1	0	3	Stucker, Robbie	0	0	0	0	0
5	Matt Hellickson	0	1	2	4	0	5	4	Brinkman, Ben	0	0	0	1	0
6	Tory Dello	0	0	0	1	+1	3	7	McManus, Brann	0	0	0	1	+1
8	Matt Steeves	0	0	0	0	0	0	9	Walker, Sammy	0	0	0	1	0
10	Cam Burke	0	0	0	0	0	1	10	LaCombe, Jacks	0	0	4	0	1
11	Cal Burke	0	1	0	3	0	0	11	Sorenson, Jonny	0	0	0	0	-1
13	Colin Theisen	0	0	0	3	0	1	12	Marooney, Joey	0	0	0	2	-1
14	Jesse Lansdell	0	0	0	0	-1	1	19	Reedy, Scott	1	0	3	0	0
16	Alex Steeves	0	0	3	-1	0	0	20	Zuhlsdorf, Ryan	0	0	0	-2	1
17	Pierce Crawford	0	0	0	2	0	0	21	Burke, Nathan	1	0	2	+1	0
18	Graham Slaggert	0	0	0	3	-1	1	22	Brodzinski, Bryc	0	0	0	-1	0
19	Mike O'Leary	1	0	0	2	0	2	23	Johnson, Ryan	0	0	0	+1	3
20	Jake Pivonka	0	0	0	1	+1	1	24	Nelson, Jaxon	0	0	2	0	0
24	Spencer Stastne	0	0	0	-1	5	25	Perbix, Jack	0	1	2	1	+1	0
25	Solag Bakich	0	0	0	0	0	0	27	McLaughlin, Blak	0	2	1	0	0
26	Cam Morrison	0	1	0	2	+1	0	39	Meyers, Ben	0	0	0	2	0
27	Trevor Janicke	1	0	2	4	+1	0	58	Staudacher, Mat	0	0	0	0	0
29	Charlie Raith	0	0	1	+1	0	0	58	Ranta, Sampo	0	2	3	0	0
T	TEAM	0	0	2	0	0	0	1	Close, Justen					
30	Ryan Bischel	dnp						45	LaFontaine, Jack	dnp				
33	Nick Sanford	i						Totals	2	1	6	25	0	11

GOALTENDERS

#	Notre Dame	Dec	Min	GA	1	2	3	OT	Saves	#	Minnesota	Dec	Min	GA	1	2	3	OT	Saves
32	Cale Morris	T	65:00	2	6	8	6	3	23	31	Moe, Jared	T	65:00	2	6	14	8	1	29

PENALTY SUMMARY

Prd	Player	Team	MinOffense	Time	Prd	Player	Team	MinOffense	Time
1st	McLaughlin, Blake	MINN	2.Tripping	11:09 PP	2nd	Trevor Janicke	ND	4.Slashing	16:28 PP
1st	TEAM	ND	2.Too Many Players On	12:59 PP	3rd	Matt Hellickson	ND	2.Roughing	09:59
2nd	Ranta, Sampo	MINN	2.Boarding	00:53 PP	3rd	Perbix, Jack	MINN	2.Roughing	09:59
2nd	Nick Leivermann	ND	2.Tripping	07:20 PP					

Notre Dame-Cale Morris (1-0-1), Minnesota-Moe, Jared (2-1-1).
 Minnesota timeout at 3:22 OT/1

Referee's signature _____

Hockey Game Box Score (Final)
#5 Notre Dame vs Minnesota (Nov 02, 2019 at Minneapolis, Minn.)

Notre Dame (5-0-1, 1-0-1-0 B1G) vs. Minnesota (3-4-1, 0-1-1-1 B1G)
 Date: Nov 02, 2019 • Location: Minneapolis, Minn. • Arena: 3M Arena at Mariucci
 Attendance: 8008 • Start time: 4:04 pm • End time: 6:23 pm • Total time: 2:19

Prd	Time	Team	Scored by	Assists	Vis. on ice		Home on ice		Goals by Period				
					G	A	G	A	1	2	3	Tot	
1.	1st 12:34	MINN	EV McManus, Brannon/2	Ranta, Sampo/1	14,18,5,16,6	7,58,10,2,19			ND	0	3	2	5
2.	1st 16:13	MINN	EV Perbix, Jack/1	Nelson, Jaxon/1	8,2,10,17,4	25,24,21,23,4			MINN	2	1	0	3
3.	2nd 05:20	ND	PP Nick Leivermann/1	Alex Steeves/4	4,16,18,27,26	20,4,19,58							
4.	2nd 13:46	ND	EV Spencer Stastney/2	Graham Slaggert/2	Cal Burke/9	24,11,26,18,5	7,39,9,4,23						
5.	2nd 14:28	MINN	EV Wait, Garrett/1	Cam Morrison/4	Staudacher, Matt/2	27,5,14,6,29	17,55,22,12,2						
6.	2nd 17:53	ND	EV Nick Leivermann/2	Brodzinski, Bryc/2	Trevor Janicke/2	4,27,14,5,20	7,39,19,10,20						
7.	3rd 01:25	ND	EV Charlie Raith/1	Jesse Lansdell/1	Matt Hellickson/3	29,25,26,16,18	27,39,9,23,4						
8.	3rd 19:49	ND	EN Trevor Janicke/3	Cam Morrison/5	Cam Morrison/6	27,26,24,20,2	58,8,10,27,19,23						

TEAM SUMMARY														
#	Notre Dame	G	A	PI	Sh +/-	BI	#	Minnesota	G	A	PI	Sh +/-	BI	Totals
2	Nate Clurman	0	0	0	0	0	4	2	Nanne, Tyler	0	0	0	1	+2
4	Nick Leivermann	2	0	0	4	0	1	3	Stucker, Robbie	0	0	0	0	0
5	Matt Hellickson	0	1	0	0	0	3	4	Brinkman, Ben	0	0	0	2	-1
6	Tory Dello	0	0	0	1	-2	1	7	McManus, Brann	1	0	0	1	-1
8	Matt Steeves	0	0	0	-1	0	0	9	Walker, Sammy	0	0	0	2	-3
10	Cam Burke	0	0	2	-1	0	0	10	LaCombe, Jacks	0	1	2	1	-1
11	Cal Burke	0	1	0	5	+1	0	12	Marooney, Joey	0	0	0	0	+1
13	Colin Theisen	0	0	0	6	0	0	17	Wait, Garrett	1	0	0	2	+1
14	Jesse Lansdell	0	1	0	1	-1	0	19	Reedy, Scott	0	0	3	-1	0
16	Alex Steeves	0	1	0	3	0	0	20	Zuhlsdorf, Ryan	0	0	0	1	-1
17	Pierce Crawford	0	0	2	0	-1	0	21	Burke, Nathan	0	0	0	2	+1
18	Graham Slaggert	0	1	0	2	+1	0	22	Brodzinski, Bryc	0	1	2	0	+1
19	Mike O'Leary	0	0	4	0	0	0	23	Johnson, Ryan	0	0	2	1	-2
20	Jake Pivonka	0	0	1	+2	1	1	24	Nelson, Jaxon	0	1	0	1	+1
24	Spencer Stastne	1	1	0	2	+2	0	25	Perbix, Jack	1	0	0	2	+1
25	Solag Bakich	0	0	0	0	+1	0	27	McLaughlin, Blak	0	0	0	4	-2
26	Cam Morrison	0	3	0	1	+3	0	39	Meyers, Ben	0	0	0	3	-3
27	Trevor Janicke	1	1	0	5	+1	1	58	Staudacher, Mat	0	1	0	0	+1
29	Charlie Raith	1	0	0	2	0	0	58	Ranta, Sampo	0	1	0	1	0
30	Ryan Bischel	i						1	Close, Justen					
33	Nick Sanford	dnp						45	LaFontaine, Jack	dnp				
Totals		5	10	6	39	+5	11	Totals	3	5	6	27	-6	8

GOALTENDERS

#	Notre Dame	Dec	Min	GA	1	2	3	Saves	#	Minnesota	Dec	Min	GA	1	2	3	Saves
32	Cale Morris	W	60:00	3	10	12	2	24	31	Moe, Jared	L	58:55	4	10	9	15	34
												1:05	1	0	0	0	0

PENALTY SUMMARY

Prd	Player	Team	MinOffense	Time	Prd	Player	Team	MinOffense	Time
1st	Jake Pivonka	ND	2.Tripping	07:33 PP	2nd	Pierce Crawford	ND	2.Elbowing	10:08 PP
2nd	Brodzinski, Bryce	MINN	2.Holding	04:35 PP	3rd	Cam Burke	ND	2.Cross-Checking	02:26 PP
2nd	LaCombe, Jackson	MINN	2.Hooking	07:03 PP	3rd	Johnson, Ryan	MINN	2.Holding	07:57 PP

#1 Dylan St. Cyr

Saves

-- 46 (vs. Denver 10/13/17)

Goals Against

5 (2x - vs. Omaha 10/26/17)

Shutouts (2)

-- vs. Alabama Huntsville 10/7/17 (W, 4-0; 34 saves)

-- vs. RPI 12/1/18 (W, 3-0; 33 saves)

#2 Nate Clurman

Goals: n/a

Assists: 1 (5x - vs. Lake Superior 10/26/19)

Points: 1 (5x - vs. Lake Superior 10/26/19)

Multi-Point Games: n/a

Point Streak: n/a

Most Recent Goal: n/a

#3 Ryan Carmichael

Goals: n/a

Assists: n/a

Points: n/a

Multi-Point Games: n/a

Point Streak: n/a

Most Recent Goal: n/a

#4 Nick Leiverman

Goals: 2 (at Minnesota 11/1/19)

Assists: 1 (3x - vs. Lake Superior 10/25/19)

Points: 2 (at Minnesota 11/1/19)

Multi-Point Games: 1

Point Streak: 3 games (Oct. 13 - pres.; 2-2-4)

Most Recent Goal: at Minnesota 11/1/19

#5 Matt Hellickson

Goals: 1 (9x - vs. Lake Superior 10/25/19)

Assists: 2 (3x - vs. Michigan 2/12/19)

Points: 3 (at Penn State 12/7/18)

Multi-Point Games: 3

Point Streak: 5 games (Oct. 13 - pres.; 2-3-5)

Most Recent Goal: vs. Lake Superior 10/25/19

#6 Tory Dello

Goals: 1 (4x - vs. Michigan State 1/25/19)

Assists: 2 (4x - Air Force 10/13/19)

Points: 2 (4x - Air Force 10/13/19)

Multi-Point Games: 4

Point Streak: 4 games (Feb. 12-23; 0-5-5)

Most Recent Goal: vs. Michigan State 1/25/19

#8 Matt Steeves

Goals: 1 (4x - vs. Penn State 3/1/19)

Assists: 1 (3x - vs. Penn State 3/2/19)

Points: 1 (7x - vs. Penn State 3/2/19)

Multi-Point Games: N/A

Point Streak: 2 games (March 1-2; 0-2-2)

Most Recent Goal: vs. Penn State 3/1/19

#10 Cam Burke

Goals: 1 (4x - vs. Penn State 3/2/19)

Assists: 1 (at Wisconsin 1/18/19)

Points: 1 (5x - vs. Penn State 3/2/19)

Multi-Point Games: n/a

Point Streak: n/a

Most Recent Goal: vs. Penn State 3/2/19

#11 Cal Burke

Goals: 3 (at Wisconsin 12/9/17 & vs. Mercyhurst 10/12/18)

Assists: 3 (2x - vs. Lake Superior 10/25/19)

Points: 5 (at Omaha 10/20/18)

Multi-Point Games: 15

Point Streak: 7 games (Nov. 17, 2018 - Dec. 31, 2018)

Most Recent Goal: vs. Lake Superior 10/26/19

#13 Colin Theisen

Goals: 2 (3x - vs. Air Force 10/13/19)

Assists: 2 (3x - vs. Lake Superior 10/26/19)

Points: 3 (Air Force 10/13/19)

Multi-Point Games: 7

Point Streak: 5 games (Oct. 19- Nov. 3, 2017; 3-4-7)

Most Recent Goal: vs. Air Force 10/13/19 (2 goals)

#14 Jesse Lansdell

Goals: n/a

Assists: 2 (at Minnesota 11/1/19)

Points: 2 (at Minnesota 11/1/19)

Multi-Point Games: 1

Point Streak: n/a

Most Recent Goal: n/a

#15 Michael Graham

Goals: 2 (4x - vs. Wisconsin 2/16/18)

Assists: 2 (2x - vs. Air Force 10/11/19)

Points: 4 (vs. Michigan State 1/25/19)

Multi-Point Games: 6

Point Streak: 3 games (Jan. 18-25, 2019; 6-3-9)

Most Recent Goal: vs. Minnesota 3/16/19

#16 Alex Steeves

Goals: 2 (2x - vs. RPI 11/30/18)

Assists: 1 (6x - at Minnesota 11/1/19)

Points: 3 (Michigan 11/10/18)

Multi-Point Games: 3

Point Streak: 2 (three times)

Most Recent Goal: vs. Air Force 10/11/19

#17 Pierce Crawford

Goals: 1 (2x - vs. Michigan State 3/9/19)

Assists: 1 (3x - vs. Penn State 3/2/19)

Points: 1 (5x - vs. Michigan State 3/9/19)

Multi-Point Games: n/a

Point Streak: 2 games (March 1-2; 0-2-2)

Most Recent Goal: vs. Michigan State 3/9/19

#18 Graham Slaggert

Goals: 1 (4x - vs. Lake Superior 10/25/19)

Assists: 1 (8x - at Minnesota 11/1/19)

Points: 1 (12x - at Minnesota 11/1/19)

Multi-Point Games: n/a

Point Streak: 3 games (Oct. 13 - pres.; 1-2-3)

Most Recent Goal: vs. Michigan State 3/9/19

#19 Mike O'Leary

Goals: 2 (3x - vs. Lake Superior 10/26/19)

Assists: 4 (vs. Michigan State 1/25/19)

Points: 4 (2x - vs. Michigan State 1/25/19)

Multi-Point Games: 9

Point Streak: 5 games (Oct. 11 - pres.)

Most Recent Goal: at Minnesota 11/1/19

#20 Jake Pivonka

Goals: 1 (4x - vs. Lake Superior 10/26/19)

Assists: 2 (at Michigan 11/10/18)

Points: 2 (2x - vs. Lake Superior 10/26/19)

Multi-Point Games: 2

Point Streak: 3 games (Oct. 13 - pres.)

Most Recent Goal: vs. Lake Superior 10/26/19

#21 Max Ellis

Goals: n/a

Assists: n/a

Points: n/a

Multi-Point Games: n/a

Point Streak: n/a

Most Recent Goal: n/a

#22 Jack MacNab

Goals: n/a

Assists: n/a

Points: n/a

Multi-Point Games: n/a

Point Streak: n/a

Most Recent Goal: n/a

#24 Spencer Stastney

Goals: 1 (3x - at Minnesota 11/1/19)

Assists: 2 (vs. Lake Superior 10/26/19)

Points: 3 (vs. Lake Superior 10/26/19)

Multi-Point Games: 1

Point Streak: N/A

Most Recent Goal: at Minnesota 11/1/19

#25 Solag Bakich

Goals: n/a

Assists: n/a

Points: n/a

Multi-Point Games: n/a

Point Streak: n/a

Most Recent Goal: n/a

#26 Cam Morrison

Goals: 2 (2x - vs. Michigan State 2/23/18)
Assists: 3 (2x - at Minnesota 11/1/19)
Points: 3 (3x at Minnesota 11/1/19)
Multi-Point Games: 14
Point Streak: 5 games (Nov. 27, 2018 - Dec. 8, 2018)
Most Recent Goal: vs. Air Force 10/13/19

#27 Trevor Janicke

Goals: 1 (3x - at Minnesota 11/2/19)
Assists: 1 (2x - at Minnesota 11/2/19)
Points: 2 (2x - at Minnesota 11/1/19)
Multi-Point Games: 2
Point Streak: 3 games (Oct. 26 - pres.; 3-2-5)
Most Recent Goal: at Minnesota 11/2/19

#28 Christian DiCesare

Goals: n/a
Assists: n/a
Points: n/a
Multi-Point Games: n/a
Point Streak: n/a
Most Recent Goal: n/a

#29 Charlie Raith

Goals: 1 (at Minnesota 11/1/19)
Assists: n/a
Points: 1 (at Minnesota 11/1/19)
Multi-Point Games: n/a
Point Streak: n/a
Most Recent Goal: at Minnesota 11/1/19

#30 Ryan Bischel

Saves
-- 33 (vs. Air Force 10/11/19)
Goals Against
3 (vs. Air Force 10/11/19)
Shutouts (0)

#32 Cale Morris

Saves
-- 55 (at Penn State 2/3/18)
-- 49 (vs. Michigan State 1/25/19)
-- 48 (at Penn State 2/2/18)
-- 46 (vs. Penn State 3/23/19)
-- 44 (vs. Minnesota 11/24/17)
-- 44 (at Penn State 12/7/18)

Goals Against

6 (vs. Mercyhurst 10/12/18)

Shutouts (8)

-- vs. Penn State 11/11/17 (W, 1-0; 33 saves)
-- at RPI 11/18/17 (W, 1-0; 25 saves)
-- vs. Minnesota 11/24/17 (W, 1-0; 44 saves)
-- at Michigan State 12/2/17 (W, 2-0; 23 saves)
-- vs. Providence 10/13/18 (W, 3-0; 22 saves)
-- vs. Boston College 12/31/18 (W, 4-0; 20 saves)
-- vs. Michigan State 3/8/19 (W, 1-0; 27 saves -- B1G QFinals)
-- vs. Michigan State 3/9/19 (W, 2-0; 28 saves -- B1G QFinals)

Assists (2)

-- at RPI 11/17/17 (W, 4-1)
-- vs. RPI 11/30/18 (W, 5-1)

#33 Nick Sanford

Saves: n/a
Goals Against: n/a
Shutouts: n/a
Points: n/a



1

DYLAN ST. CYR

Jr., Goaltender
Northville, MI



2

NATE CLURMAN

So., Defenseman
Boulder, CO



3

RYAN CARMICHAEL

Fr., Defenseman
Greenwich, CT



4

NICK LEIVERMANN

So., Defenseman
Eden Prairie, MN



5

MATT HELLICKSON


Jr., Defenseman
Rogers, MN



6

TORY DELLO


Sr., Defenseman
Crystal Lake, IL



8

MATT STEEVES

Jr., Forward
Eden Prairie, MN



10

CAM BURKE

So., Forward
Boxborough, MA



11

CAL BURKE


Sr., Forward
Boxborough, MA



13

COLIN THEISEN

Jr., Forward
Monroe, MI



14

JESSE LANSDELL


Fr., Forward
Surrey, British Columbia



15

MICHAEL GRAHAM

So., Forward
Eden Prairie, MN



16

ALEX STEEVES

So., Forward
Eden Prairie, MN



17

PIERCE CRAWFORD


Jr., Forward
Park Ridge, IL



18

GRAHAM SLAGGERT

So., Forward
South Bend, IN



19

MIKE O'LEARY

Sr., Forward
Halifax, Nova Scotia



20

JAKE PIVONKA

So., Forward
Naperville, IL



21

MAX ELLIS


Fr., Forward
Canton, MI



22

JACK MACNAB

Fr., Forward
Indianapolis, IN



24

SPENCER STASTNEY

So., Defenseman
Mequon, WI



SOLAG BAKICH
Fr., Forward
Dallas, TX



CAM MORRISON
Sr., Forward
Aurora, Ontario



TREVOR JANICKE
Fr., Forward
Maple Grove, MN



CHRISTIAN DICESARE
Fr., Defenseman
Morristown, NJ



CHARLIE RAITH
So., Defenseman
Winnetka, IL



RYAN BISCHSEL
Fr., Goaltender
Medina, MN



CALE MORRIS
Sr., Goaltender
Larkspur, CO



NICK SANFORD
Jr., Goaltender
Morristown, NJ



JEFF JACKSON
Head Coach



PAUL POOLEY
Associate Head Coach



ANDY SLAGGERT
Associate Head Coach



NICK SIERGIEJ
Coordinator of
Hockey Operations



RON GROVE
Equipment Specialist



KEVIN RICKS
Athletic Trainer




TONY ROLINSKI
Strength and
Conditioning Coach



KYLE LAWSON
Volunteer
Assistant Coach



JACK CEGLARSKI
Hockey Operation Intern



**REV. JOHN CONLEY,
C.S.C.**
Team Chaplain