



NOTRE DAME HOCKEY

FIGHTING IRISH MEDIA

Director
Athletics Communications

Dan Colleran

dcollera@nd.edu

574-339-9810 (cell)

GAME 10

#3/4 NOTRE DAME AT #15/15 WISCONSIN

NOVEMBER 15

THE MATCH-UP

Game 10	Friday, November 16 8 p.m. ET	Kohl Center Madison, Wisconsin
Records	Notre Dame Fighting Irish 7-0-1, 3-0-1-0 B1G	Wisconsin 5-5-0, 0-2-0-0 B1G
TV & Streaming Coverage	TV: FSW & BTN+ / FOX Sports Go app	PxP: Brian Posick Analyst: Rob Andringa Rinkside: Bill Brophy & Piper Shaw
Radio/Audio Coverage	94.3 FM (South Bend) & UND.com	Patrick Reed

THE SERIES

All-Time	UW, 41-23-8	Last: ND, 5-2 Feb. 16, 2019 Notre Dame, Ind. Compton Family Ice Arena
Road	UW, 20-11-2	Last: ND, 6-4 Jan. 18, 2019 Madison, Wisc. Kohl Center

COUNTDOWN TO PUCK DROP

508	With Notre Dame's 3-2 win over Penn State in the Big Ten Tournament championship game last season, head coach Jeff Jackson recorded his 500th career win. He now has 508 career wins, which ranks second among active NCAA DI head coaches (spanning six seasons at Lake Superior State and 14+ seasons at Notre Dame).
95.8	Notre Dame enters the weekend with a 95.8 penalty kill rating (23-for-24 on the season), which ranks second in the country behind only Army (30-for-31 on the season). The Irish killed off all seven Ohio State power play opportunities last weekend.
58	Over the past three seasons (2017-18, 2018-19 and 2019-20), Notre Dame has totaled 58 wins to rank tied for second in the NCAA and first in the Big Ten over that span: 1. Minnesota State (68); 2. Notre Dame (58) and Minnesota Duluth (58); 4. St. Cloud State (57); 5. Clarkson (56).
13	Thirteen sets of brothers have suited up for the Irish, including current sets of brothers Cal and Cam Burke and Matt and Alex Steeves .
9	Nine former Fighting Irish players have appeared on NHL rosters so far this season, including: Anders Bjork (Boston Bruins), Ian Cole (Colorado Avalanche), Dennis Gilbert (Chicago Blackhawks), Vinnie Hinostroza (Arizona Coyotes), Anders Lee (New York Islanders), Kyle Palmieri (New Jersey Devils), Bryan Rust (Pittsburgh Penguins) and Riley Sheahan (Edmonton Oilers) and T.J. Tynan (Colorado Avalanche).
8	With the 2019 Big Ten tournament title, Notre Dame has won eight conference championships in program history, each under Jeff Jackson (three regular-season).
6	With freshman Trevor Janicke joining the program, six father-son combinations have played for the Irish including Trevor and his father, Curtis '93 , as well as sophomore Graham Slaggett and his father/Associate Head Coach Andy Slaggett '89 .
4	Notre Dame has an active four-year NCAA tournament appearance streak, including Frozen Four appearances in 2017 and 2018, which is the longest streak in program history and is the fourth-longest active streak in the NCAA (the Irish have also appeared in seven of the last 10 NCAA Tournaments).
3	Notre Dame (7-0-1) is one of three remaining unbeaten teams, joining Cornell (4-0-0) and Harvard (3-0-0), while its eight-game unbeaten streak leads the NCAA.
3	Cam Morrison has three career overtime goals, which is tied for the active lead across the NCAA. Two of his three overtime winners have come in postseason play, clinching the 2018 Big Ten Tournament championship with a goal against Ohio State and sending the Irish to the 2019 NCAA Northeast Regional Final with the OT winner versus Clarkson.

2019-20 SCHEDULE // RESULTS

Date	ND Rk	Opp Rk	Opponent	Location	TV	Time/Score
Oct. 6	9/10	--/--	USNTDP (exh.)	Plymouth, Mich.	CN-900 (Det.)	W, 4-2
Oct. 11	8/9	RV/--	Air Force	Notre Dame, Ind.	NBCSN	W, 4-3
Oct. 13	8/9	RV/--	Air Force	Notre Dame, Ind.	NHLN/NBCSC+	W, 6-1
Oct. 25	5/4	--/--	Lake Superior State	Notre Dame, Ind.	NBCSN	W, 5-2
Oct. 26	5/4	--/--	Lake Superior State	Notre Dame, Ind.	NHLN/NBCSC+	W, 6-4
Nov. 1	5/4	RV/--	at Minnesota	Minneapolis, Min.	BTN	T, 2-2 (ot)
Nov. 2	5/4	RV/--	at Minnesota	Minneapolis, Min.	FSN	W, 5-3
Nov. 8	5/5	9/8	Ohio State	Notre Dame, Ind.	NBCSN	W, 3-2 (ot)
Nov. 9	5/5	9/8	Ohio State	Notre Dame, Ind.	SNY	W, 2-1
Nov. 15	4/3	15/15	at Wisconsin	Madison, Wisc.	FSW	8 p.m.
Nov. 16	4/3	15/15	at Wisconsin	Madison, Wisc.	BTN+	8 p.m.
Nov. 22			at Michigan State	East Lansing, Mich.	BTN+	7 p.m.
Nov. 23			at Michigan State	East Lansing, Mich.	BTN+	TBA
Nov. 29			Bowling Green	Notre Dame, Ind.	NBCSC+	7 p.m.
Nov. 30			at Bowling Green	Bowling Green, Ohio		7 p.m.
Dec. 6			at Boston College	Boston, Mass.		7 p.m.
Dec. 8			Boston College	Notre Dame, Ind.	NBCSP+	5 p.m.
Dec. 13			Penn State	Notre Dame, Ind.	NHLN/NBCSC+	7 p.m.
Dec. 14			Penn State	Notre Dame, Ind.		6 p.m.
Jan. 3			Western Michigan	Notre Dame, Ind.	NBCSN	7 p.m.
Jan. 5			at Western Minnesota	Kalamazoo, Mich.		5 p.m.
Jan. 10			Michigan	Notre Dame, Ind.	NBCSN	7 p.m.
Jan. 11			Michigan	Notre Dame, Ind.		6 p.m.
Jan. 17			at Ohio State	Columbus, Ohio		6 p.m.
Jan. 18			at Ohio State	Columbus, Ohio		5 p.m.
Jan. 24			Wisconsin	Notre Dame, Ind.	NBCSC+/NBCSP+	7 p.m.
Jan. 25			Wisconsin	Notre Dame, Ind.	NBCSC+/NBCSP+	6 p.m.
Jan. 31			at Penn State	State College, Pa.	BTN	6 p.m.
Feb. 1			at Penn State	State College, Pa.		6 p.m.
Feb. 14			Minnesota	Notre Dame, Ind.	NBCSN	7 p.m.
Feb. 15			Minnesota	Notre Dame, Ind.	NBCSC+/NBCSP+	6 p.m.
Feb. 21			at Michigan	Ann Arbor, Mich.	BTN	6 p.m.
Feb. 22			at Michigan	Ann Arbor, Mich.	BTN	4 p.m.
Feb. 28			Michigan State	Notre Dame, Ind.	NBCSN	7 p.m.
Feb. 29			Michigan State	Notre Dame, Ind.	NBCSP+	6 p.m.
March 6-8			B1G Quarterfinals	Campus Sites		TBA
March 14			B1G Semifinals	Campus Sites		TBA
March 21			B1G Championship	Campus Site		TBA
March 27-29			NCAA Regionals	TBD		TBA
April 9-11			NCAA Frozen Four	Detroit, Mich.		TBA

-- Rankings: USCHO.com/USA Today/USA HM; ranking listed at time of game | All times Eastern |

-- TV: NBC Sports Network [NBCSN] | NBC Sports Chicago+ [NBCSC+] | NBC Sports Philadelphia+ [NBCSP+] | Big Ten Network [BTN] | Fox Sports North.+ [FSN] | Fox Sports Midwest [FSW] | SportsNet New York [SNY]

UNIVERSITY INFORMATION	
School	University of Notre Dame
Location	Notre Dame, IN 46556
Founded	1842
Enrollment	8,530 (undergraduate), 12,393 (total)
Nickname	Fighting Irish
Colors	Gold and Blue
Affiliation	NCAA Division I
Conference	Big Ten (B1G)
President	Rev. John I. Jenkins
Provost	Thomas Burish
NCAA Faculty Representative	Patricia Bellia (Harvard '91)
Athletics Director	Jack Swarbrick (Notre Dame '76)
Sr. Assoc. Athletic Director/Sport Admin.	Tom Nevala (Notre Dame '90)
Ticket Office Phone	(574) 631-7356
Home Ice (capacity)	Compton Family Ice Arena (4,850) Charles "Lefty" Smith Rink
Ice Surface	200 x 90

HOCKEY STAFF INFORMATION	
Head Coach	Jeff Jackson (Michigan State '78)
Record at Notre Dame	326-191-58 (15th season)
Record Overall	508-243-83 (21st season)
Regular Season Big Ten Record	31-17-4 (third season)
Associate Head Coach	Paul Pooley (Ohio State '84)
Associate Head Coach	Andy Slaggert (Notre Dame '89)
Volunteer Assistant Coach	Kyle Lawson (Notre Dame '10)
Coordinator of Hockey Operations	Nick Seirgiej (Wisconsin-River Falls '06)
Athletic Trainer	Kevin Ricks
Equipment Specialist	Ron Grove
Strength and Conditioning Coach	Tony Rolinski
Administrative Assistant	Sue Halasz
Hockey Office Phone	(574) 631-3630

TEAM INFORMATION	
2018-19 Overall Record	23-14-3
2018-19 Big Ten Record/Finish	11-11-2 (2nd)
2018-19 Post Season	Big Ten Champions NCAA Northeast Regional Final
Letter Winners Returning	20 (11 forwards, 6 defensemen, 3 goaltenders)
Letter Winners Lost	6 (4 forwards, 2 defensemen)
Newcomers	8 (5 forwards, 2 defenseman, 1 goaltender)
2019-20 Captain	Cal Burke
2019-20 Alternate Captains	Tory Dello, Cale Morris
NCAA Appearances	10 (Last: 2019)
NCAA Frozen Four Appearances	Four (2008, 2011, 2017, 2018)
All-Americans	15 players/16 times (Last: Bobby Nardella 2019)
Academic All-Americans	Nine (Last: Peter Schneider in 2015)

FOR STARTERS

- The Fighting Irish head to Madison for a two-game series against Wisconsin riding the nation's longest unbeaten streak after starting the season with a 7-0-1 record (3-0-1-0 B1G).
- Notre Dame has opened the season unbeaten through eight games for the first time in program history while competing as a varsity team (opened 1983-84 with a 15-0-0 mark as a club team).
- Last weekend (Nov. 8-9), the Irish swept a pair of tightly contested games with Ohio State by erasing one-goal third period deficits in both games, winning game one 3-2 in overtime and game two 2-1.
- With the weekend sweep, the Irish extended their winning streak at Compton Family Ice Arena to 10 games dating back to the start of the 2018 Big Ten Tournament (March 9, 2018).
- It also marked Notre Dame's first sweep of a top-10 opponent since Nov. 24-25, 2017 when the Irish topped sixth-ranked Minnesota 1-0 and 5-2.
- Cale Morris earned both wins against the Buckeyes, with Saturday night's 2-1 victory proving to be his 50th-career win.
- Morris posted a .942 save percentage and a 1.46 goals against average in the series and was named the Big Ten's Third Star of the Week (Nov. 12), which marked his 13th career Big Ten weekly honor.
- The Fighting Irish penalty kill went 7-for-7 last weekend against Ohio State and is now 23-for-24 on the season (95.8%), which ranks second in the NCAA behind only Army (30-for-31/96.8%).
- Senior Mike O'Leary ranks second in the Irish with 12 points (5-7-12) and dating back to last season's series at Wisconsin on Jan. 18-19, 2019, O'Leary has 28 points (9-19-28) in his last 27 games played (career: 122 GP, 16-30-46).
- O'Leary was named the Hockey Commissioners Association's Player of the Month for October (Nov. 8) after leading the Irish to a perfect 4-0-0 record while sharing the national lead in points per game (2.75) and assists per game (1.75) with linemate Cal Burke.
- At 4.12 goals per game, the Notre Dame offense ranks fifth in the NCAA (and third among teams with at least five games played).
- Current Irish point streaks include Matt Steeves (two games; 0-2-2) and Jake Pivonka (two games; 1-1-2).
- Senior goaltender Cale Morris is now 50-21-5 in his Irish career.

MEDIA INFORMATION	
Director of Athletics Communications (Hockey Contact)	Dan Colleran
Office Phone Cell Phone	574-631-7519 574-339-9810
Email	dcollera@nd.edu
Assistant Athletics Communications Director (Secondary Hockey Contact)	Pat Durant
Cell Phone	574-485-4521
Email	pdurant@nd.edu
Compton Family Ice Arena Press Box Phone	574-631-4899
Mailing Address	University of Notre Dame 100 Compton Family Ice Arena Notre Dame, IN 44629
Media Availability	Coach Jackson and requested players are generally available once per week and then after a post-game cooling off period. Please contact Dan Colleran with requests or to be added to the email distribution list regarding availability.
Additional Media Info	UND.com/pressbox

No.	Name	Pos.	Ht.	Wt.	Cl.	Hometown/Last Team
1	Dylan St. Cyr	G	5-9	189	Jr.	Northville, MI/USNTDP (USHL)
2	Nate Clurman	D	6-2	207	So.	Boulder, CO/Sioux City (USHL)
3	Ryan Carmichael	D	6-2	191	Fr.	Greenwich, CT/Lincoln (USHL)
4	Nick Leivermann	D	5-11	184	So.	Eden Prairie, MN/Penticton (BCHL)
5	Matt Hellickson	D	6-1	192	Jr.	Rogers, MN/Sioux City (USHL)
6	Tory Dello	D	6-0	199	Sr.	Crystal Lake, IL/Tri-City (USHL)
8	Matt Steeves	F	6-0	203	Jr.	Eden Prairie, MN/Muskegon (USHL)
10	Cam Burke	F	5-8	170	So.	Boxborough, MA/Sioux Falls (USHL)
11	Cal Burke	F	5-10	184	Sr.	Boxborough, MA/Cedar Rapids (USHL)
13	Colin Theisen	F	6-0	194	Jr.	Monroe, MI/Dubuque (USHL)
14	Jesse Lansdell	Fr.	5-11	185	Fr.	Surrey, B.C./Vernon (BCHL)
15	Michael Graham	F	6-1	198	So.	Eden Prairie, MN/Dubuque (USHL)
16	Alex Steeves	F	5-10	188	So.	Eden Prairie, MN/Dubuque (USHL)
17	Pierce Crawford	F	5-9	185	Jr.	Park Ridge, IL/Youngstown (USHL)
18	Graham Slaggert	F	6-0	187	So.	South Bend, IN/Cedar Rapids (USHL)
19	Mike O'Leary	F	6-1	200	Sr.	Halifax, NS/Dubuque (USHL)
20	Jake Pivonka	F	6-0	205	So.	Naperville, IL/USNTDP (USHL)
21	Max Ellis	F	5-9	151	Fr.	Canton, MI/Muskegon (USHL)
22	Jack MacNab	F	6-0	202	Fr.	Indianapolis, IN/Central Illinois (USHL)
24	Spencer Stastney	D	5-11	189	So.	Mequon, WI/USNTDP (USHL)
25	Solag Bakich	F	6-0	194	Fr.	Dallas, TX/Waterloo (USHL)
26	Cam Morrison	F	6-3	214	Sr.	Aurora, ONT/Youngstown (USHL)
27	Trevor Janicke	F	5-10	191	Fr.	Maple Grove, MN/Central Illinois (USHL)
28	Christian DiCesare	D	6-1	205	Fr.	Morristown, NJ/Omaha (USHL)
29	Charlie Raith	D	5-9	174	Fr.	Winnetka, IL/Central Illinois (USHL)
30	Ryan Bischel	G	6-1	189	Fr.	Medina, MN/Farho (USHL)
32	Cale Morris	G	6-1	195	Sr.	Larkspur, CO/Waterloo (USHL)
33	Nick Sanford	G	6-1	192	Jr.	Morristown, NJ/Boston (USPHL)

1	Dylan Saint Sear
13	Colin Ty-sin
25	SO-lawg Bawk-itch
27	Trevor Jan-ick-ee
29	Charlie Rayth (rhymes with "faith")

COACHING STAFF

Head Coach	Jeff Jackson (Michigan State '78)
Associate Head Coach	Paul Pooley (Ohio State '84)
Associate Head Coach	Andy Slaggert (Notre Dame '89)
Volunteer Assistant Coach	Kyle Lawson (Notre Dame '10-)
Coordinator of Hockey Operations	Nick Seirgiej (Wisconsin-River Falls '06)
Athletic Trainer	Kevin Ricks
Equipment Specialist	Ron Grove
Strength and Conditioning Coach	Tony Rolinski

THE NOTRE DAME - WISCONSIN SERIES

- Former opponents in the WCHA, Notre Dame and Wisconsin have met 71 times in program history with Wisconsin leading the all-time series 41-23-8.
- The first meeting between the two teams came during the 1921-22 season when the Irish skated away with a 3-0 victory at Badin Rink (outdoors at Notre Dame).
- The teams met once more, in 1925-26, before taking a 40 year hiatus and returning to competition when Notre Dame earned varsity status.
- At Wisconsin, the Badgers lead the series 20-11-2.
- Since Notre Dame joined the Big Ten, the Irish lead the series with Wisconsin 5-2-1 including a 2-1-1 mark in 2018-19.
- As a head coach, Jeff Jackson is 6-3-1 all-time against the Badgers (1-1-0 at Lake Superior State).
- The one win Jackson had over the Badgers at Lake Superior State came on April 4, 1992, in Albany, New York, as the Lakers defeated Wisconsin 5-3 to win the NCAA Championship (the first of Jackson's two NCAA Championships at Lake State).
- During the 2017-18 season in game two at Wisconsin (Dec. 9), Cal Burke recorded his first career hat trick en route to a 6-2 Notre Dame victory to extend Notre Dame's winning streak to 13.
- That winning streak eventually reached a program-best mark of 16 before Wisconsin defeated the Irish at the United Center on Jan. 21 by a score of 5-0.
- Last season current sophomore forward Michael Graham had a breakout weekend against the Badgers during their January series as he posted five points through two games with four goals and an assist, three of which came with the man-advantage.
- Graham earned both conference and national recognition following the weekend series against the Badgers, being named the Big Ten First Star of the Week and NCAA Second Star of the Week (Jan. 22).
- Notre Dame's active career offensive leaders against the Badgers include Michael Graham (4 GP, 6-1-7), Cal Burke (6 GP, 4-3-7), Mike O'Leary (8 GP, 2-5-7), Cam Morrison (6 GP, 0-4-4) and Colin Theisen (8 GP, 1-4-5).
- In net, Cale Morris has played seven games against Wisconsin over the last two seasons, posting a 4-2-1 record to go along with a 2.69 goals-against average and a .929 save percentage.

FIFTY WINS AND COUNTING

- Senior goaltender Cale Morris is 50-21-5 in his Irish career, 29 games above .500.
- Morris is the fifth Fighting Irish goaltender to reach 50 career wins and he is climbing the all-time Notre Dame wins list:

Rank	Name (Years)	Career Victories
1.	Jordan Pearce (2005-09)	59
2.	Steven Summerhays (2010-14)	57
3.	David Brown (2003-07)	55
	Cal Petersen (2014-17)	55
5.	Cale Morris (2016-pres.)	50

THREE GOALS AND COUNTING

- Over the past two seasons, the Irish are 23-0-1 when scoring at least three goals.
- In 2019-20, the Irish are 6-0-0 when scoring at least three times.
- In 2018-19, Notre Dame went 17-0-1 when scoring three or more goals.
- The lone tie in 2018-19 came when Notre Dame opened the season on Oct. 12 against Mercyhurst in the Ice Breaker - a game that ended knotted at 6-6 before Notre Dame won the shootout to advance to the championship game.

WHERE THEY'RE FROM
Colorado (2)
Cale Morris Larkspur, Colorado
Nate Clurman Boulder, Colorado
Connecticut (1)
Ryan Carmichael Greenwich, Colorado
Illinois (4)
Tory Dello Crystal Lake, Illinois
Pierce Crawford Park Ridge, Illinois
Jake Pivonka Woodridge, Illinois
Charlie Raith Winnetka, Illinois
Indiana (2)
Jack MacNab Indianapolis, Indiana
Graham Slaggert South Bend, Indiana
Massachusetts (2)
Cal Burke Boxborough, Massachusetts
Cam Burke Boxborough, Massachusetts
Michigan (3)
Dylan St. Cyr Northville, Michigan
Max Ellis Canton, Michigan
Colin Theisen Monroe, Michigan
Minnesota (7)
Ryan Bischel Medina, Minnesota
Matt Hellickson Rogers, Minnesota
Nick Leivermann Eden Prairie Minnesota
Michael Graham Eden Prairie, Minnesota
Trevor Janicke Maple Grove, Minnesota
Matt Steeves Eden Prairie, Minnesota
Alex Steeves Eden Prairie, Minnesota
New Jersey (2)
Christian DiCesare Morristown, New Jersey
Nick Sanford Morristown, New Jersey
Texas (1)
Solag Bakich Dallas, Texas
Wisconsin (1)
Spencer Stastney Mequon, Wisconsin
Canada (3)
Jesse Lansdell Surrey, British Columbia
Cam Morrison Aurora, Ontario
Mike O'Leary Halifax, Nova Scotia

2019-20 HONORS & AWARDS			
Player	Year	Pos.	Awards
Cal Burke	Sr.	F	<ul style="list-style-type: none"> B1G Second Star of the Week (Oct. 29) Honorable Mention Preseason All-Big Ten (Sept. 30)
Cale Morris	Sr.	G	<ul style="list-style-type: none"> First Team Preseason All-Big Ten (Sept. 30)* * - <i>Unanimous selection</i>
Cam Morrison	Sr.	F	<ul style="list-style-type: none"> B1G Third Star of the Week (Nov. 5)
Mike O'Leary	Sr.	F	<ul style="list-style-type: none"> HCA National Player of the Month for October (Nov. 8) B1G First Star of the Week (Oct. 29)
Notre Dame			<ul style="list-style-type: none"> College Hockey News Team of the Week (Nov. 12)

THREE-SEASON WIN TOTALS

- Over the last three seasons (2017-18, 2018-19 and 2019-20), Notre Dame has totaled 58 wins to rank tied for second in the NCAA and first in the Big Ten over that span (as of Nov. 11):
 - 1) 69 wins: Minnesota State
 - 2) 58 wins: **Notre Dame** & Minnesota Duluth
 - 4) 57 wins: St. Cloud State
 - 5) 56 wins: Clarkson
 - 5) 55 wins: Denver & Northeastern
 - 6) 54 wins: UMass

OF NCAA NOTE

- Notre Dame is coming off a program-best fourth consecutive trip to the NCAA tournament in 2018-19, which is also the fourth-longest active NCAA appearance streak.
- The Fighting Irish advanced to a regional final for the third consecutive season in 2019, having won regional final games in 2017 and 2018 to advance to back-to-back Frozen Fours.
- Notre Dame is one of three teams to make it to the NCAA Regional Finals in each of the last three seasons, joining Denver and Minnesota Duluth.
- The Fighting Irish have made seven of the last 10 NCAA tournaments, tied for the third most in the NCAA.

B1G PRESEASON HONORS

- Cale Morris was named a unanimous Preseason All-Big Ten First Team selection and Cal Burke was tabbed as an Honorable Mention honoree (Sept. 30).
- The Fighting Irish were picked to finish second in the Big Ten preseason coaches' poll:
 1. Penn State
 - 2. Notre Dame**
 3. Wisconsin
 4. Ohio State
 5. Minnesota
 6. Michigan
 7. Michigan State

BURKE EARNS CAPTAINCY

- Senior Cal Burke was named the team captain for 2019-20, while his classmates Tory Dello and Cale Morris will take on alternate captain roles.
- Burke served as an alternate captain as a junior.
- Dello and Morris will each be donning a letter for the first time in their Irish careers.
- Morris becomes the second goaltender under Jackson to wear a letter following Cal Petersen, who served as the team's captain for the 2016-17 season.

**USCHO.com Division I Men's Poll
(November 11, 2019)**

Rk. Team (1st-place votes)	Record	Points	Last Week
1. Minnesota State (25)	8-1-1	961	3
2. Denver (15)	8-1-1	913	1
3. Cornell (5)	4-0-0	890	4
4. Notre Dame (4)	7-0-1	882	5
5. Massachusetts (1)	6-2-0	774	2
6. Minnesota Duluth	4-3-1	734	7
7. Clarkson	7-2-1	671	8
8. Penn State	7-2-0	639	6
9. North Dakota	7-1-1	620	10
10. Providence	5-3-2	473	11
11. Ohio State	6-3-1	470	9
12. UMass Lowell	7-2-3	406	14
13. Harvard	3-0-0	389	18
14. Northeastern	5-3-2	359	13
15. Wisconsin	5-5-0	307	12
16. Boston College	5-4-0	193	19
17. Bowling Green	5-4-0	166	17
18. Northern Michigan	6-2-2	160	16
19. Omaha	5-2-1	127	20
20. Western Michigan	5-3-2	87	NR

Others receiving votes: RIT 77, Quinnipiac 75, New Hampshire 42, St. Cloud 33, Maine 24, Boston University 11, Arizona State 7, Alaska 5, Brown 5.

**USA Today/USA Hockey Magazine Poll
(November 11, 2019)**

Rk. Team	Points (1st-place votes)	Last Poll	Record	WR
1. University of Denver	458 (13)	1	8-1-1	7
1. Minnesota State University	458 (6)	3	8-1-1	7
3. University of Notre Dame	450 (8)	5	7-0-1	7
4. Cornell University	432 (7)	4	4-0-0	7
5. University of Massachusetts	347	2	6-2-0	7
6. University of Minnesota Duluth	311	7	4-3-1	7
7. Clarkson University	276	9	7-2-1	7
8. Penn State University	264	6	7-2-0	7
9. University of North Dakota	253	10	7-1-1	3
10. Providence College	159	11	5-3-2	7
11. Ohio State University	153	8	6-3-1	7
12. Harvard University	148	15	3-0-0	2
13. UMass Lowell	104	14	7-2-3	2
14. Northeastern University	98	13	5-3-2	7
15. University of Wisconsin	44	12	5-5-0	5

Others receiving votes: Boston College, 36; University of Nebraska Omaha, 25; Bowling Green University, 20; University of Northern Michigan, 19; Quinnipiac University, 6; RIT, 6; University of Maine, 4; St. Cloud State University, 3; University of Minnesota, 3; University of New Hampshire, 2; Western Michigan University, 1.

Notre Dame in the Polls

Date	USCHO.com	USA Today
September 30 (Preseason)	9	10
October 7	8	9
October 14	7	7
October 21	5	4
October 28	5	4
November 4	5	5
November 11	4	3

FAMILY TIES

- The 2019-20 Notre Dame roster features two sets of brothers, Cal and Cam Burke and Matt and Alex Steeves.
- They are the 12th and 13th sets of brothers to skate together at Notre Dame and the first since Ben (2008-11) and Andy Ryan (2012-16).
- Junior goaltender Dylan St. Cyr is the son of Son of Gerry St. Cyr, who played five seasons of professional hockey including the AHL's New Haven Senators and Manon Rheaume, who played goaltender for Canada at the 1998 Olympic Winter Games and in several world championships and who was the first woman to appear in an NHL pre-season game when she skated for the Tampa Bay Lightning in 1992.
- Sophomore forward and South Bend native, Graham Slaggert, joins his father Andy Slaggert who serves as Associate Head Coach and former star for the Irish.
- The Slaggerts were the fifth father-son duo to suit up for Notre Dame.
- Sophomore forward Jake Pivonka is the son of Czech Republic native and former NHL player Michael Pivonka who played over 800 games with the Washington Capitals (1986-99).
- Freshman forward Trevor Janicke is the son of Curtis Janicke, who played for the Irish from 1989-93, appearing in 125 games while scoring 46 goals and adding 98 assists 144 points.
- Trevor and Curtis are now the sixth father-son duo to play for the Irish.
- Freshman forward Solag Bakich is the son of Huntley Bakich, who was a linebacker for the Fighting Irish football team during the Lou Holtz era.

IRISH IN THE NHL

- Nine former Notre Dame players have played in the NHL so far this season, including: Anders Bjork (Boston Bruins), Ian Cole (Colorado Avalanche), Vinnie Hinostroza (Arizona Coyotes), Anders Lee (New York Islanders), Kyle Palmieri (New Jersey Devils), Bryan Rust (Pittsburgh Penguins), Riley Sheahan (Edmonton Oilers) and T.J. Tynan (Colorado Avalanche).
- Lee signed a seven-year, \$49 million contract to stay in New York this past summer and is in his second season serving at the Islanders' captain.
- A 2019 NHL All-Star, Palmieri has already notched a hat trick for the Devils this season.
- Palmieri is one of three Notre Dame hockey players to be selected in the first round of the NHL Draft, joining Cole and Sheahan.
- Rust, a two-time Stanley Cup Champion with the Pittsburgh Penguins, netted a career-high 18 goals last season while collecting 35 points in 72 games, and recently went on a seven game point streak.
- Cole is in the midst of his second season with the Colorado Avalanche after posting 15 points (2G, 13A) in 71 games last season.
- Hinostroza is in his second season with the Arizona Coyotes after posting career-highs in goals (16), assists (23) and points (39) a season ago.
- Sheahan is playing his first season with the Edmonton Oilers in what will be his ninth NHL season.
- After battling back from two injury plagued seasons, Bjork was recalled by Boston in the middle of October.
- Gilbert has been up and down, playing in three games for the Blackhawks so far this season (as of Nov. 4).
- Tynan was recalled and made his Avalanche debut on Nov. 7 and registered an assist.
- In total, 35 former Irish players have seen ice time in the NHL, 20 of whom played at Notre Dame under current head coach Jeff Jackson.

PRO IRISH WEARING THE “C”

- While Cal Burke has been named the captain for Notre Dame this season, Irish alumni in the professional ranks are also picking up the honor and responsibility of wearing the “C” in 2019-20.
- Anders Lee, who captained the Irish in 2012-13, is in his second season serving as captain of the New York Islanders.
- Steven Fogarty, who was a two-year captain at Notre Dame in 2014-15 and 2015-16, was named the captain of the Hartford Wolfpack AHL to start the 2019-20 season.
- Sam Herr, an alternate captain with the Irish in 2015-16, was named the Nottingham Panthers’ (EIHL) for the 2019-20 season.
- Bo Brauer, a 2018 Notre Dame graduate, was named captain of the Worcester Railers (ECHL) to start the 2019-20 season as well.

YOUTH MOVEMENT

- The 2019-20 Notre Dame roster features 17 underclassmen (versus 11 upperclassmen).
- The Irish once again are among the 10 youngest teams in college hockey by average age as of Oct. 1 (College Hockey Inc.):
 - Minnesota – 20 years, 240 days
 - Wisconsin – 20 years, 256 days
 - Boston University – 20 years, 278 days
 - Boston College – 20 years, 294 days
 - Quinnipiac – 20 years, 357 days
 - Connecticut – 21 years, 5 days
 - Providence – 21 years, 24 days
 - Denver – 21 years, 57 days
 - Harvard – 21 years, 86 days
 - **Notre Dame – 21 years, 88 days**

IN THE CLASSROOM

- Notre Dame’s posted another GSR rating of 95 in October, 2019 marking the 15th consecutive season the Fighting Irish posted at least a 94 in the annual four-year graduation success rating from the NCAA.
- In the 2019-20 federal standings, Notre Dame’s hockey score of 91 ranked sixth among all Division I men’s ice hockey programs and first in the Big Ten.
- Last season, Cam Burke (Fall), Charlie Raith (Fall and Spring) and Alex Steeves (Fall and Spring) were each named to the Dean’s List.

NOTRE DAME IN THE 2019 NHL DRAFT

- Freshman forward Trevor Janicke was selected in the 2019 NHL Draft when the Anaheim Ducks picked him in the fifth round (132nd overall).
- The Irish have seen at least one player selected in the National Hockey League Entry Draft every year since 2004, and in 21 of the last 22 years.
- He was the 85th member of the Notre Dame hockey program to be selected in the NHL Draft.
- In head coach Jeff Jackson’s tenure, 38 Irish players have been selected in the draft.

2019 BIG TEN CHAMPIONSHIP RECAP

- Cam Morrison scored the game-winning goal in the Big Ten title game for the second consecutive season and Cale Morris finished with 46 saves en route to earning the tournament’s Most Outstanding Player honor for the second consecutive season as the Irish posted a 3-2 win over Penn State (March 23).
- The win sent Notre Dame to the NCAA Tournament for a program-record fourth

consecutive season.

- Spencer Stastney scored his first career goal early in the first period to give the Irish a 1-0 lead and Cal Burke also netted a first period tally for the Irish.
- It marked the eighth championship in program history, all under the guidance of head coach Jeff Jackson:
 - Regular-season: 2006-07 (CCHA), 2008-08 (CCHA), 2017-18 (B1G)
 - Tournament: 2007 (CCHA), 2009 (CCHA), 2013 (CCHA), 2018 & 2019 (B1G)
- To reach the 2019 title game, Notre Dame swept Michigan State in the quarterfinals (March 8-9) and then defeated Minnesota in the semifinals with Michael Graham’s power-play goal 53 seconds into overtime proving to be the difference (March 16).
- In the first three Big Ten tournament games, Mike O’Leary, Pierce Crawford and Michael Graham accounted for Notre Dame’s game-winning goals.
- Cale Morris posted a 0.75 goals-against average and a .977 save percentage in the 2019 Big Ten Tournament.
- The Irish are now 6-0-0 on Big Ten Tournament games since joining the Big Ten.

WISCONSIN

Series: Wisconsin leads 41-23-8 (72 games) | At Notre Dame: Wisconsin leads 16-11-5 | At Wisconsin: Wisconsin leads 20-11-2
 At Neutral Sites: Wisconsin leads 5-1-1 | Overtime Wins: Wisconsin 2, ND 1 | One-Goal Wins: ND 8, Wisconsin 8
 Last Meeting: Feb. 16, 2019 (ND 5-2) | Current Streak: ND 1 win

Year	Host	Site	Arena	Win	Loss	Tie	Result
1921-22	Notre Dame	Notre Dame, Ind.	Badin Rink	W			3-0
1925-26	Wisconsin	Madison, Wis.	N/A			T	1-1
1967-68	Wisconsin	Madison, Wis.	Dane County Expo Center		L		2-16
1968-69	Notre Dame	Notre Dame, Ind.	Joyce Center		L		2-10
	Notre Dame	Notre Dame, Ind.	Joyce Center		L		0-12
	Wisconsin	Milwaukee, Wis.	Milwaukee Arena		L		1-5
	Wisconsin	Madison, Wis.	Hartmeyer Ice Arena		L		2-10
1969-70	Notre Dame	Notre Dame, Ind.	Joyce Center	W			6-5
	Notre Dame	Notre Dame, Ind.	Joyce Center			T (OT)	3-3
1971-72	Notre Dame	Notre Dame, Ind.	Joyce Center		L		3-5
	Notre Dame	Notre Dame, Ind.	Joyce Center		L		3-5
	Wisconsin	Madison, Wis.	Dane County Expo Center		L		4-6
	Wisconsin	Madison, Wis.	Dane County Expo Center		L		1-5
1972-73	Wisconsin	Madison, Wis.	Dane County Expo Center		L (OT)		4-5
	Wisconsin	Madison, Wis.	Dane County Expo Center		L		3-5
	Notre Dame	Notre Dame, Ind.	Joyce Center	W			8-5
	Notre Dame	Notre Dame, Ind.	Joyce Center	W			4-3
	Notre Dame	Notre Dame, Ind.	Joyce Center			T	4-4
	Notre Dame	Notre Dame, Ind.	Joyce Center		L		3-4
1973-74	Notre Dame	Notre Dame, Ind.	Joyce Center		L		2-6
	Notre Dame	Notre Dame, Ind.	Joyce Center	W			6-4
	Wisconsin	Madison, Wis.	Dane County Expo Center		L		3-4
	Wisconsin	Madison, Wis.	Dane County Expo Center	W			5-1
1974-75	Wisconsin	Madison, Wis.	Dane County Expo Center		L		4-5
	Wisconsin	Madison, Wis.	Dane County Expo Center	W			5-3
	Notre Dame	Notre Dame, Ind.	Joyce Center			T (OT)	3-3
	Notre Dame	Notre Dame, Ind.	Joyce Center		L		2-9
1975-76	Notre Dame	Notre Dame, Ind.	Joyce Center	W			5-2
	Notre Dame	Notre Dame, Ind.	Joyce Center			T (OT)	2-2
	Wisconsin	Madison, Wis.	Dane County Expo Center		L		3-5
	Wisconsin	Madison, Wis.	Dane County Expo Center		L		1-4
1976-77	Wisconsin	Madison, Wis.	Dane County Expo Center	W			4-1
	Wisconsin	Madison, Wis.	Dane County Expo Center		L		3-4
	Notre Dame	Notre Dame, Ind.	Joyce Center		L		3-8
	Notre Dame	Notre Dame, Ind.	Joyce Center			T (OT)	3-3
1977-78	Notre Dame	Notre Dame, Ind.	Joyce Center		L		1-6
	Notre Dame	Notre Dame, Ind.	Joyce Center		L		1-5
	Wisconsin	Madison, Wis.	Dane County Expo Center		L		2-5
	Wisconsin	Madison, Wis.	Dane County Expo Center		L		1-12
1978-79	Notre Dame	Notre Dame, Ind.	Joyce Center	W			8-2
	Notre Dame	Notre Dame, Ind.	Joyce Center			L (OT)	6-7
	Wisconsin	Madison, Wis.	Dane County Expo Center		L		0-2
	Wisconsin	Madison, Wis.	Dane County Expo Center		L		3-7
	Wisconsin	Madison, Wis.	Dane County Expo Center		L		6-11
	Wisconsin	Madison, Wis.	Dane County Expo Center		L		2-5
1979-80	Wisconsin	Madison, Wis.	Dane County Expo Center		L		2-5
	Wisconsin	Madison, Wis.	Dane County Expo Center	W			4-3
	Notre Dame	Notre Dame, Ind.	Joyce Center	W			4-3
	Notre Dame	Notre Dame, Ind.	Joyce Center		L		5-7
1980-81	Wisconsin	Madison, Wis.	Dane County Expo Center	W (OT)			5-4
	Wisconsin	Madison, Wis.	Dane County Expo Center		L		0-4
	Notre Dame	Notre Dame, Ind.	Joyce Center	W			4-2
	Notre Dame	Notre Dame, Ind.	Joyce Center		L		0-7
1995-96		Milwaukee, Wis.	Bradley Center	W			3-2
1997-98	Wisconsin	Madison, Wis.	Dane County Expo Center	W			4-2
	Notre Dame	Notre Dame, Ind.	Joyce Center		L		2-3
1998-99	Wisconsin	Madison, Wis.	Kohl Center	W			2-1
2003-04	Wisconsin	Madison, Wis.	Kohl Center			T (OT)	2-2
	Wisconsin	Madison, Wis.	Kohl Center	W			3-1
2004-05	Notre Dame	Notre Dame, Ind.	Joyce Center		L		0-2
		Rosemont, Ill.	Allstate Arena		L		0-2
2007-08		Dayton, Ohio	Nutter Center		L		1-4
2017-18	Wisconsin	Madison, Wis.	Kohl Center	W			3-2
	Wisconsin	Madison, Wis.	Kohl Center	W			6-2
	Notre Dame	Notre Dame, Ind.	Compton Family Ice Arena	W			4-2
		Chicago, Ill.	United Center		L		0-5
2018-19	Wisconsin	Madison, Wis.	Kohl Center	W			6-4
		Chicago, Ill.	United Center			T (OT)	2-2
	Notre Dame	Notre Dame, Ind.	Compton Family Ice Arena		L		1-2
	Notre Dame	Notre Dame, Ind.	Compton Family Ice Arena	W			5-2

**HEAD COACH
JEFF JACKSON**



- The 2019-20 season marks University of Notre Dame hockey coach Jeff Jackson's 15th season behind the Irish bench.
- The highly regarded Jackson now has over 30 years of coaching experience and is coming off back-to-back Big Ten championship seasons while also guiding the Irish to the 2018 national title game en route to being named the Spencer Penrose Award winner as the National Coach of the Year.
- Jackson was also named the Spencer Penrose award winner in 2007 and he is one of just 14 coaches to have earned the honor multiple times (dating back to 1951).
- Additionally, Jackson is the only coach to have earned the honor multiple times in the last 15 seasons.
- Notre Dame's Jeff Jackson era began in 2005 when the University searched for a coach who could move the program among the elite hockey schools in the country.
- Jackson's Notre Dame teams have made 10 trips to the NCAA Championship (2007-09, 2011, 2013-14, 2016-19), advancing to the Frozen Four four times and playing in the 2008 and 2018 national title games.
- During his 14-year run, Notre Dame has become one of the nation's top teams while playing in the Central Collegiate Hockey Association, Hockey East and now Big Ten.
- Under Jackson, the Irish won the CCHA regular-season title twice (2006-07 and 2008-09) while earning three Mason Cup championships (2007, 2009 and the final one in 2013).
- Then, in the team's first season in the Big Ten (2017-18), Notre Dame captured both the regular season and conference championships and followed up by once again winning the conference tournament in year two (2018-19).
- Jackson's success on the ice also has had a major impact off the ice for the Irish. With the wins came a commitment from the University that led to the new home of Irish hockey — The Compton Family Ice Arena — one of the finest college hockey facilities in the nation. The venue opened for business on Oct. 21, 2011.
- Since Jackson's arrival, the Irish have had 35 players selected in the National Hockey League Entry Draft, including three first round selections. In that same span, 24 players from USA Hockey's National Team

THE JEFF JACKSON FILE COLLEGIATE HEAD COACHING					
21st year as NCAA Div. I Head Coach					
Alma Mater: Michigan State ('78, '79)					
School	Seasons	Record			Pct.
Lake Superior State	6	182	52	25	.751
Notre Dame	15	326	191	58	.617
TOTALS	21	508	243	83	.659

THE JEFF JACKSON FILE ADDITIONAL HEAD COACHING					
Team	Seasons	Record			
USNTDP (USHL)	3	N/A	N/A	N/A	N/A
Guelph (OHL)	2	71	46	16	3

HONORS AND ACCOLADES	
Year	Award
1990-91	CCHA Coach of the Year
2006-07	CCHA Coach of the Year
2006-07	Spencer Penrose Award
2010-11	CCHA Coach of the Year
2017-18	Spencer Penrose Award

JACKSON AND THE FROZEN FOUR	
Year	Team
1992	Lake Superior State (NCAA Champion)
1993	Lake Superior State (NCAA Runner-Up)
1994	Lake Superior State (NCAA Champion)
2008	University of Notre Dame (NCAA Runner-Up)
2011	University of Notre Dame (NCAA Semifinalist)
2017	University of Notre Dame (NCAA Semifinalist)
2018	University of Notre Dame (NCAA Runner-Up)

Developmental Program have matriculated to Notre Dame.

- During Jackson's tenure, the Irish have had eight players garner All-America honors — Bobby Nardella in 2019, Cale Morris in 2018, Anders Bjork in 2017, Robbie Russo in 2015, Anders Lee in 2013, Ian Cole and Erik Condra in 2009 and David Brown in 2007. In addition, 19 of Jackson's Notre Dame players have gone on to play in the NHL.
- Jackson entered the 2019-20 season with a 20-year collegiate record of 501-243-82 for a .656 winning percentage, the second-highest winning percentage among all active coaches with five years or more in Division I (entering 2019-20).
- To start the 2019-20 season, Jackson's 501 career wins ranked tied for 12th all-time in Division I and second among active coaches (entering 2019-20).

JEFF JACKSON RECORDS VS. DIVISION I TEAMS

Team	W	L	T
Air Force	3	0	0
Alabama Huntsville	8	1	0
Alaska	21	8	1
Alaska Anchorage	1	0	0
Arizona State	2	0	0
Army	1	0	0
Bemidji State	0	1	0
Boston College	11	8	0
Boston University	10	5	1
Bowling Green	43	9	4
Brown	0	1	0
Canisius	1	0	0
Clarkson	3	3	0
Colgate	1	0	0
Colorado College	0	1	0
Connecticut	4	1	1
Cornell	2	1	0
Denver	1	5	3
Ferris State	29	11	4
Harvard	1	1	0
Holy Cross	2	0	0
Illinois-Chicago	24	2	0
Kent State	7	0	1
Lake Superior State	22	4	4
Laurentian	2	0	0
Maine	9	4	1
Massachusetts	8	5	0
Massachusetts Lowell	4	9	2
Mercyhurst	1	0	2
Merrimack	6	2	1
Miami	20	16	10
Michigan	31	30	8
Michigan State	31	16	9
Michigan Tech	7	2	1
Minnesota	12	9	1
Minnesota-Duluth	6	9	2
Minnesota State	2	3	0
Nebraska Omaha	16	3	2
New Hampshire	6	3	1
Niagara	2	0	0
Northeastern	6	10	2
North Dakota	1	2	2
Northern Michigan	17	7	3
Notre Dame	11	2	0
Ohio State	35	17	7
Penn State	9	3	2
Princeton	4	1	0

Providence College	10	3	2
Rensselaer	7	1	0
Robert Morris	1	1	0
Sacred Heart	3	1	0
St. Cloud State	0	2	0
St. Lawrence	2	0	1
Toronto	1	0	0
Union College	1	1	0
Vermont	6	2	2
Western Michigan	30	14	10
Wisconsin	6	3	1
York University	1	0	0

POST-SEASON RECORD VS. DIVISION I TEAMS

Team	W	L	%
Alabama Huntsville	1	0	1.00
Alaska	2	2	0.50
Alaska Anchorage	1	0	1.00
Bemidji State	0	1	0.00
Boston College	2	2	0.50
Boston University	3	1	0.750
Bowling Green	4	0	1.00
Clarkson	3	2	0.75
Cornell	1	0	1.00
Denver	0	1	0.00
Ferris State	2	1	0.667
Harvard	1	0	1.00
Illinois-Chicago	6	0	1.00
Lake Superior State	3	1	0.750
Maine	0	1	0.00
Massachusetts	2	2	0.500
Massachusetts Lowell	2	4	0.333
Merrimack	1	0	1.00
Miami	2	2	0.50
Michigan	12	6	0.667
Michigan State	7	1	0.875
Michigan Tech	1	0	1.00
Minnesota	3	0	1.00
Minnesota-Duluth	1	2	0.333
Nebraska Omaha	2	0	1.00
New Hampshire	2	0	1.00
Northeastern	1	2	0.333
Northern Michigan	1	1	0.50
Ohio State	8	2	0.800
Penn State	2	0	1.00
Providence College	3	0	1.00
St. Cloud State	0	2	0.00
Vermont	0	1	0.00

NOTRE DAME'S 2019-20 RECORD WHEN	
Overall	6-0-1
In Big Ten regular season games	3-0-1-0
Non-conference games	4-0-0
Home	6-0-0
Road	1-0-1
Neutral	0-0-0
In overtime games	1-0-1
When Notre Dame scores first	2-0-1
When opponents score first	5-0-0
When Notre Dame leads after 1 period	1-0-0
When Notre Dame trails after 1 period	3-0-0
When score is tied after 1 period	2-0-1
When Notre Dame leads after 2 periods	3-0-1
When Notre Dame trails after 2 periods	1-0-0
When score is tied after 2 periods	3-0-0
When Notre Dame trails at any point in the third period	2-0-0
When Notre Dame outshoots opponent	5-0-1
When opponent outshoots Notre Dame	2-0-0
When shots are even	0-0-0
In Game 1 of weekend series	3-0-1
In Game 2 of weekend series	4-0-0
In Game 1 of Big Ten weekend series	1-0-1
In Game 2 of Big Ten weekend series	2-0-0
In one-goal games	3-0-0
In two-goal games	2-0-0
When scoring 0-1 goals	0-0-0
When scoring two or more goals	7-0-1
When scoring three or more goals	6-0-0

When scoring four or more goals	5-0-0
When scoring five or more goals	5-0-0
Against Ranked Opponents	
#8/9 Ohio State	2-0-0
Total	2-0-0
Month-By-Month	
Notre Dame in October	4-0-0
Notre Dame in November	3-0-1
Notre Dame in December	0-0-0
Notre Dame in January	0-0-0
Notre Dame in February	0-0-0
Notre Dame in March	0-0-0
Notre Dame in April	0-0-0
Vs. Conferences	
Atlantic Hockey	2-0-0
Big Ten	3-0-1
ECAC	0-0-0
Hockey East	0-0-0
NCHC	0-0-0
WCHA	2-0-0

THE LAST TIME...

TEAM	
Notre Dame won in overtime	November 8, 2019 vs. Ohio State (3-2; Pierce Crawford GWG)
Notre Dame lost in overtime	January 26, 2018 at Minnesota (1-0)
Notre Dame tied in overtime	November 1, 2019 at Minnesota (2-2, Minnesota wins 3x3 overtime)
Notre Dame scored 10 or more goals in a game	December 29, 2010 vs. Canisius (10-2)
Notre Dame allowed 10 or more goals in a game	March 12, 2005 at Michigan (10-1)
Notre Dame had a home shutout	March 9, 2019 vs. Michigan State (Cale Morris, 28 saves)
Notre Dame had a road shutout	December 2, 2017 at Michigan State (Cale Morris, 23 saves)
Notre Dame had a neutral site shutout	October 13, 2018 vs. Providence (Cale Morris, 22 saves)
Notre Dame was shutout at home	November 2, 2018 vs. Ohio State (Sean Romeo 23 saves)
Notre Dame was shutout on the road or neutral	March 30, 2019 vs. Massachusetts (Filip Lindberg, 13 saves; 4-0 in NCAA Regional Final)
Notre Dame won 1-0	March 8, 2019 vs. Michigan State (Cale Morris, 27 saves)
Notre Dame had 40 or more shots in a game	January 11, 2019 vs. Minnesota in a 5-1 loss (43 Shots)
Notre Dame had 50 or more shots in a game	October 7, 2016 vs. Arizona State (51 shots)
Notre Dame surrendered 40 or more shots in a game	March 23, 2019 vs. Penn State (48 shots)
Notre Dame surrendered 50 or more shots in a game	January 25, 2019 vs. Michigan State (52 shots)
Notre Dame had three PP goals in a game	February 16, 2019 vs. Wisconsin (5-2 win)
Notre Dame had four PP goals in a game	October 20, 2013 vs. Michigan Tech (7-3 win)
Notre Dame had six PP goals in a game	October 7, 2016 vs. Arizona State (9-2 win) February 13, 2009 vs. Northern Michigan (9-5 win)
Notre Dame had one short-handed goal	February 12, 2019 vs. Michigan (Pierce Crawford, 5-2 win)
Notre Dame had two short-handed goals	October 20, 2018 at Omaha (Cal Burke and Bobby Nardella, 8-2 win) January 7, 2011 at Northern Michigan (8-1 win)
Notre Dame surrendered five PP goals	December 4, 2004 vs. Michigan (8-0 loss)
Notre Dame surrendered four PP goals	February 1, 2013 at Ohio State (6-3 loss)
Notre Dame surrendered three PP goals	December 8, 2018 at Penn State (9-1 loss)
Notre Dame surrendered two short-handed goals	February 8, 2013 vs. Michigan (7-4 win)
Notre Dame played a #1 ranked team	October 14, 2017 vs. Denver (L, 4-2)
Notre Dame tied a #1 ranked team	October 13 2017 vs. Denver (T, 2-2 in OT)
Notre Dame defeated a #1 ranked team	March 1, 2014 at Boston College (W, 2-1 in OT)
Notre Dame defeated a #1 ranked team at home	November 8, 2013 vs. Minnesota (W, 4-1)
Notre Dame swept a series versus a top-10 opponent	November 8-9, 2019 vs. #8/9 Ohio State (3-2 in ot & 2-1)
Notre Dame erased a two-goal deficit to win or tie	Nov. 2, 2019 at Minnesota (W, 5-3)
Notre Dame erased a two-goal, third period deficit to win	March 1, 2019 vs. Penn State (W, 5-4) December 8, 2017 at Wisconsin (W, 3-2)
Had at least eight penalty kills	October 20, 2018 at Omaha (ND 8-for-9 on the PK)
Notre Dame took zero penalties in a game	Feb. 23, 2019 at Minnesota (L, 2-1)

INDIVIDUAL	
Notre Dame player scored a hat trick	October 12, 2018 - Cal Burke vs. Mercyhurst
Notre Dame defenseman scored a hat trick	January 18, 2015 - Robbie Russo at UConn
Notre Dame player scored four goals	October 19, 1995 - Brian Urick at Alaska Fairbanks
Notre Dame player scored five goals	December 29, 1971 - Ian Williams at Dartmouth
Notre Dame player had three assists	Nov. 2, 2019 - Cam Morrison at Minnesota
Notre Dame player had four assists	January 25, 2019 - Mike O'Leary vs. Michigan State
Notre Dame player had five assists	October 21, 1994 - Jamie Ling vs. Waterloo (2-5-7)
Notre Dame player had four points	Oct. 25, 2019 - Cal Burke vs. Lake Superior State
Notre Dame player had five points	October 20, 2018 - Bobby Nardella and Cal Burke at Omaha
Notre Dame player had six points	October 21, 1994 - Jamie Ling vs. Waterloo (2-5-7)
Notre Dame player had seven points	October 21, 1994 - Jamie Ling vs. Waterloo (2-5-7)
Notre Dame goalie made 35+ saves	March 23, 2019 - Cale Morris vs. Penn State, 46 saves (W, 3-2)
Notre Dame goalie made 40+ saves	March 23, 2019 - Cale Morris vs. Penn State, 46 saves (W, 3-2)
Notre Dame goalie made 50+ saves	March 23, 2019 - Cale Morris vs. Penn State, 46 saves (W, 3-2)
Opposing player scored a hat trick	October 19, 2017 - Vito Bavaro of Sacred Heart
Opposing player scored four goals	March 12, 1994 - Colin Ward of Western Michigan
Opposing player scored five goals	November 10, 1973 - Tom Ross of Michigan State
Opposing player had four assists	December 2, 2011 - Ludwig Karlsson of Northeastern (0-4-4)
Opposing player had five assists	January 20, 1996 - Kevin Hilton of Michigan (0-5-5)
Opposing player had four points	December 8, 2018 - Chase Berger (1-3-4) and Evan Barratt (1-3-4) of Penn State
Opposing player had five points	January 27, 2001 - Jeff Hamilton of Yale (2-3-5)
Opposing player had six points	January 11, 1994 - John Gruden of Ferris State (4-3-7)
Opposing player had seven points	January 11, 1994 - John Gruden of Ferris State (4-3-7)
Opposing goalie made 35+ saves	March 23, 2019 - Jake Kielly of Clarkson, 35 saves (3-2 ND win in OT)
Opposing goalie made 40+ saves	January 11, 2019 - Mat Robson of Minnesota, 42 saves (5-1 ND loss)
Opposing goalie made 50+ saves	March 6, 2015 - Steve Mastalerz of UMass, 75 saves (4-3 ND loss)
Notre Dame had a penalty shot	March 29, 2019 -- Cal Burke (saved vs. Clarkson in NCAA Northeast Region Semifinal) January 21, 2017 - Joe Wegwerth (saved vs. New Hampshire)
Notre Dame scored on a penalty shot	December 6, 2013 - Jeff Costello (vs. UMass) March 16, 2013 - Bryan Rust (vs. Bowling Green)
Opponent had a penalty shot	February 3, 2018 - Andrew Strurtz, Penn State (saved by Cale Morris in OT in 2-2 tie) January 19, 2018 - Trent Frederic, Wisconsin (scored on Cale Morris, 4-2 ND win) March 10, 2017 - Shane Kavanagh, Providence (vs. Cal Petersen, missed wide, 5-0 ND win) January 29, 2016 - Colin White, Boston College (saved by Cal Petersen, 4-0 ND loss) January 22, 2016 - Ara Nazarian, New Hampshire (scored on Cal Petersen, 5-1 ND win) December 10, 2015 - Colin White, Boston College (saved by Cal Petersen, 4-3 ND win)

2019-20 COMBINED STATS

Date	Opponent	Score	Att.
Oct 11	AIR FORCE	w 4-3	4977
Oct 13	AIR FORCE	w 6-1	3506
Oct 25	LAKE SUPERIOR STATE	w 5-2	3991
Oct 26	LAKE SUPERIOR STATE	w 6-4	4178
* Nov 01	at Minnesota	Tot 2-2	7459
* Nov 02	at Minnesota	w 5-3	8008
* Nov 08	#8 OHIO STATE	Wot 3-2	4740
* Nov 09	#8 OHIO STATE	w 2-1	4858

TEAM STATISTICS **ND** **OPP**

SHOT STATISTICS			
Goals-Shot attempts	33-257	18-222	
Shot pct.	.128	.081	
Goals/Game	4.1	2.2	
Shots/Game	32.1	27.8	
POWER PLAYS			
Goals-Power Plays	6-27	1-24	
Conversion Percent	.222	.042	
Shot Attempts	43	30	
Shot Percent	.140	.033	
GOAL BREAKDOWN			
Power Play	6	1	
Short-handed	0	0	
Empty net	3	0	
Penalty	0	0	
Unassisted	1	1	
Overtime	1	0	
Shootout	0	0	
Delayed Penalty	0	0	
PENALTIES			
Number	27	30	
Minutes	65	71	
Penalties/Game	3.4	3.8	
Pen minutes/Game	8.1	8.9	
SHOOTOUTS (Made-Att)	0-0	0-0	

Record:	Overall	Home	Away	Neutral
ALL GAMES	7-0-1	6-0-0	1-0-1	0-0-0
CONFERENCE	3-0-1	2-0-0	1-0-1	0-0-0
NON-CONFERENCE	4-0-0	4-0-0	0-0-0	0-0-0

#	Player	gp	g	a	pts	sh	sh%	pen-min	pp	sh
11	Cal Burke	8	4	9	13	25	.160	0-0	1	0
19	Mike O'Leary	8	5	7	12	21	.238	2-4	1	0
26	Cam Morrison	8	2	7	9	17	.118	0-0	0	0
27	Trevor Janicke	8	4	3	7	22	.182	1-2	0	0
13	Colin Theisen	8	3	4	7	31	.097	3-6	1	0
24	Spencer Stastney	8	2	5	7	6	.333	0-0	0	0
20	Jake Pivonka	8	3	3	6	13	.231	3-6	0	0
5	Matt Hellickson	8	2	3	5	9	.222	2-4	2	0
16	Alex Steeves	8	1	4	5	19	.053	0-0	0	0
4	Nick Leivermann	8	2	2	4	19	.105	2-4	1	0
18	Graham Slaggert	8	1	2	3	17	.059	1-2	0	0
2	Nate Clurman	8	0	3	3	10	.000	1-2	0	0
6	Tory Dello	8	0	3	3	9	.000	1-2	0	0
29	Charlie Raith	8	1	1	2	8	.125	0-0	0	0
15	Michael Graham	3	0	2	2	2	.000	0-0	0	0
14	Jesse Lansdell	8	0	2	2	3	.000	3-17	0	0
8	Matt Steeves	8	0	2	2	5	.000	2-4	0	0
25	Solag Bakich	5	1	0	1	3	.333	0-0	0	0
10	Cam Burke	8	1	0	1	9	.111	1-2	0	0
17	Pierce Crawford	8	1	0	1	9	.111	3-6	0	0
TM	TEAM	2	0	0	0	0	.000	2-4	0	0
Total		8	33	62	95	257	.128	27-65	6	0
Opponents		8	18	30	48	222	.081	30-71	1	0

#	Goalie	gp	min	ga	gaavg	saves	save%	w-l-t
30	Ryan Bischel	3	179:43	6	2.00	79	.929	3-0-0
32	Cale Morris	5	308:37	12	2.33	125	.912	4-0-1
TM	EMPTY NET	2	0:39	0	-	0	.000	0-0-0
Total		8	488:59	18	2.21	204	.919	7-0-1
Opponents		8	488:59	33	4.05	224	.872	0-7-1

Attendance Summary	ND	Opponent
Total	26250	15467
Dates/Avg Per Date	6/4375	2/7734
Neutral Site #/Avg	0/0	

Goals by Period	1st	2nd	3rd	OT	Total
Notre Dame	5	11	16	1	33
Opponents	9	3	6	0	18

Saves by Period	1st	2nd	3rd	OT	Total
Notre Dame	62	76	63	3	204
Opponents	69	91	60	4	224

2019-20 LEADERS

##	Points	GP	G	A	Pts	Sh
11	Cal Burke	8	4	9	13	25
19	Mike O'Leary	8	5	7	12	21
26	Cam Morrison	8	2	7	9	17
27	Trevor Janicke	8	4	3	7	22
13	Colin Theisen	8	3	4	7	31
24	Spencer Stastney	8	2	5	7	6
20	Jake Pivonka	8	3	3	6	13
5	Matt Hellickson	8	2	3	5	9
16	Alex Steeves	8	1	4	5	19
4	Nick Leivermann	8	2	2	4	19

##	Goals	GP	G	A	Pts	Sh
19	Mike O'Leary	8	5	7	12	21
11	Cal Burke	8	4	9	13	25
27	Trevor Janicke	8	4	3	7	22
13	Colin Theisen	8	3	4	7	31
20	Jake Pivonka	8	3	3	6	13
26	Cam Morrison	8	2	7	9	17
24	Spencer Stastney	8	2	5	7	6
5	Matt Hellickson	8	2	3	5	9
4	Nick Leivermann	8	2	2	4	19
16	Alex Steeves	8	1	4	5	19

##	Power-Play Goals	GP	PPG
5	Matt Hellickson	8	2

##	Short-Handed Goals	GP	SHG

##	Game-Winning Goals	GP	GWG
5	Matt Hellickson	8	2

##	Plus/Minus	GP	+/-
2	Nate Clurman	8	+12
24	Spencer Stastney	8	+9
20	Jake Pivonka	8	+9
26	Cam Morrison	8	+8
27	Trevor Janicke	8	+6
11	Cal Burke	8	+4
19	Mike O'Leary	8	+3
29	Charlie Raith	8	+3
13	Colin Theisen	8	+2
15	Michael Graham	3	+2

##	Assists	GP	G	A	Pts	Sh
11	Cal Burke	8	4	9	13	25
19	Mike O'Leary	8	5	7	12	21
26	Cam Morrison	8	2	7	9	17
24	Spencer Stastney	8	2	5	7	6
13	Colin Theisen	8	3	4	7	31
16	Alex Steeves	8	1	4	5	19
27	Trevor Janicke	8	4	3	7	22
20	Jake Pivonka	8	3	3	6	13
5	Matt Hellickson	8	2	3	5	9
2	Nate Clurman	8	0	3	3	10

##	Shots	GP	G	A	Pts	Sh	Sh%
13	Colin Theisen	8	3	4	7	31	.097
11	Cal Burke	8	4	9	13	25	.160
27	Trevor Janicke	8	4	3	7	22	.182
19	Mike O'Leary	8	5	7	12	21	.238
16	Alex Steeves	8	1	4	5	19	.053
4	Nick Leivermann	8	2	2	4	19	.105
26	Cam Morrison	8	2	7	9	17	.118
18	Graham Slaggert	8	1	2	3	17	.059
20	Jake Pivonka	8	3	3	6	13	.231
2	Nate Clurman	8	0	3	3	10	.000

##	Shot Pct.	GP	G	A	Pts	Sh	Sh%
25	Solag Bakich	5	1	0	1	3	.333
24	Spencer Stastney	8	2	5	7	6	.333
19	Mike O'Leary	8	5	7	12	21	.238
20	Jake Pivonka	8	3	3	6	13	.231
5	Matt Hellickson	8	2	3	5	9	.222
27	Trevor Janicke	8	4	3	7	22	.182
11	Cal Burke	8	4	9	13	25	.160
29	Charlie Raith	8	1	1	2	8	.125
26	Cam Morrison	8	2	7	9	17	.118
10	Cam Burke	8	1	0	1	9	.111

##	Penalties	GP	Pen	Min
20	Jake Pivonka	8	3	6
14	Jesse Lansdell	8	3	17
17	Pierce Crawford	8	3	6
13	Colin Theisen	8	3	6
TM	TEAM	2	2	4
8	Matt Steeves	8	2	4
19	Mike O'Leary	8	2	4
4	Nick Leivermann	8	2	4
5	Matt Hellickson	8	2	4
18	Graham Slaggert	8	1	2

##	Penalty Minutes	GP	Pen	Min
14	Jesse Lansdell	8	3	17
17	Pierce Crawford	8	3	6
13	Colin Theisen	8	3	6
20	Jake Pivonka	8	3	6
5	Matt Hellickson	8	2	4
4	Nick Leivermann	8	2	4
19	Mike O'Leary	8	2	4
8	Matt Steeves	8	2	4
TM	TEAM	2	2	4
6	Tory Dello	8	1	2

2019-20 RESULTS

Date	Opponent	Score	Shots	Overall	Conf	Time	Att.	Goalie of record
Oct 11	AIR FORCE	W 4-3	29/36	1-0-0	0-0-0	2:26	4977	Ryan Bischel
Oct 13	AIR FORCE	W 6-1	32/23	2-0-0	0-0-0	2:26	3506	Ryan Bischel
Oct 25	LAKE SUPERIOR STATE	W 5-2	32/26	3-0-0	0-0-0	2:21	3991	Ryan Bischel
Oct 26	LAKE SUPERIOR STATE	W 6-4	30/33	4-0-0	0-0-0	2:33	4178	Cale Morris
* Nov 01	at Minnesota	Tot 2-2	31/25	4-0-1	0-0-1	2:36	7459	Cale Morris
* Nov 02	at Minnesota	W 5-3	39/27	5-0-1	1-0-1	2:19	8008	Cale Morris
* Nov 08	#8 OHIO STATE	Wot 3-2	35/27	6-0-1	2-0-1	2:28	4740	Cale Morris
* Nov 09	#8 OHIO STATE	W 2-1	29/25	7-0-1	3-0-1	2:17	4858	Cale Morris

Team Record	W-L-T	Attendance	Dates	Total	Avg.
Overall:	7-0-1	Total:	8	41717	5215
Conference:	3-0-1	Home:	6	26250	4375
Home:	6-0-0	Away:	2	15467	7734
Away:	1-0-1	Neutral:	0	0	0
Neutral:	0-0-0				
Overtime:	1-0-1				

2019-20 INDIVIDUAL GAME-BY-GAME

Opponent	Date	Score	2		4		5		6		8		10		11		13		14		15		16	
			CLURMAN,NA	LEIVERMANN	HELLICKSON,	DELLO,TORY	STEEVES,MA	BURKE,CAM	BURKE,CAL	THEISEN,COL	LANSDPELL,JE	GRAHAM,MIC	STEEVES,AL											
AF	Oct 11	4-3 W	0-1-1	0-0-0	0-0-0	0-0-0	0-0-0	0-0-0	0-0-0	0-0-0	1-1-2	1-0-1	0-0-0	0-2-2	1-1-2									
AF	Oct 13	6-1 W	0-0-0	0-1-1	1-0-1	0-2-2	0-0-0	0-0-0	0-0-0	1-1-2	2-1-3	0-0-0	0-0-0	0-0-0	0-0-0									
LSSU	Oct 25	5-2 W	0-0-0	0-1-1	1-0-1	0-0-0	0-0-0	0-0-0	0-0-0	1-3-4	0-1-1	0-0-0	0-0-0	0-1-1										
LSSU	Oct 26	6-4 W	0-1-1	0-0-0	0-1-1	0-0-0	0-0-0	0-0-0	0-0-0	1-2-3	0-2-2	0-0-0	DNP	0-1-1										
at MINN	Nov 01	2-2 t	0-0-0	0-0-0	0-1-1	0-0-0	0-0-0	0-0-0	0-0-0	0-1-1	0-0-0	0-0-0	DNP	0-0-0										
at MINN	Nov 02	5-3 W	0-0-0	2-0-2	0-1-1	0-0-0	0-0-0	0-0-0	0-0-0	0-1-1	0-0-0	0-1-1	DNP	0-1-1										
OSU	Nov 08	3-2 W	0-1-1	0-0-0	0-0-0	0-1-1	0-1-1	0-0-0	0-0-0	0-0-0	0-0-0	0-0-0	DNP	0-0-0										
OSU	Nov 09	2-1 W	0-0-0	0-0-0	0-0-0	0-0-0	0-1-1	1-0-1	0-0-0	0-0-0	0-1-1	0-0-0	DNP	0-0-0										

Opponent	Date	Score	17		18		19		20		24		25		26		27		29		30		32	
			CRAWFORD,	SLAGGERT,G	O'LEARY,MIK	PIVONKA,JAK	STASTNEY,S	BAKICH,SOL	MORRISON,C	JANICKE,TRE	RAITH,CHARL	BISCHEL,RYA	MORRIS,CAL											
AF	Oct 11	4-3 W	0-0-0	0-0-0	0-2-2	0-0-0	0-0-0	DNP	1-0-1	0-0-0	0-0-0	0-0-0	0-0-0	0-0-0	DNP	0-0-0								
AF	Oct 13	6-1 W	0-0-0	0-1-1	0-3-3	1-0-1	0-1-1	DNP	1-0-1	0-0-0	0-0-0	0-0-0	0-0-0	DNP	0-0-0									
LSSU	Oct 25	5-2 W	0-0-0	1-0-1	2-1-3	0-1-1	0-0-0	DNP	0-2-2	0-0-0	0-0-0	0-0-0	0-0-0	DNP	0-0-0									
LSSU	Oct 26	6-4 W	0-0-0	0-0-0	2-1-3	1-1-2	1-2-3	0-0-0	0-0-0	1-1-2	0-0-0	DNP	0-0-0	0-0-0										
at MINN	Nov 01	2-2 t	0-0-0	0-0-0	1-0-1	0-0-0	0-0-0	0-0-0	0-1-1	1-0-1	0-0-0	DNP	0-0-0	0-0-0										
at MINN	Nov 02	5-3 W	0-0-0	0-1-1	0-0-0	0-0-0	1-1-2	0-0-0	0-3-3	1-1-2	1-0-1	DNP	0-0-0	0-0-0										
OSU	Nov 08	3-2 W	1-0-1	0-0-0	0-0-0	0-1-1	0-0-0	1-0-1	0-1-1	1-1-2	0-0-0	DNP	0-0-0	0-0-0										
OSU	Nov 09	2-1 W	0-0-0	0-0-0	0-0-0	1-0-1	0-1-1	0-0-0	0-0-0	0-0-0	0-1-1	DNP	0-0-0	0-0-0										

2019-20 GAME-BY-GAME COMPARISON

Date	Opponent	Score	Goals	Shots		Penalties		Power Plays	
				Assists	Shots	Pen-Min	Pen-Min	G-Ch	G-Ch
Oct 11	AIR FORCE	4-3	4 / 3	7 / 6	29 / 36	3-6	/ 4-8	0-4	/ 0-3
Oct 13	AIR FORCE	6-1	6 / 1	10 / 2	32 / 23	3-6	/ 4-8	2-3	/ 0-2
Oct 25	LAKE SUPERIOR STATE	5-2	5 / 2	10 / 3	32 / 26	1-2	/ 2-4	1-2	/ 0-1
Oct 26	LAKE SUPERIOR STATE	6-4	6 / 4	12 / 7	30 / 33	5-10	/ 6-12	2-6	/ 1-5
Nov 01	at Minnesota	2-2	2 / 2	3 / 1	31 / 25	4-8	/ 3-6	0-2	/ 0-3
Nov 02	at Minnesota	5-3	5 / 3	10 / 5	39 / 27	3-6	/ 3-6	1-3	/ 0-3
Nov 08	OHIO STATE	3-2	3 / 2	6 / 4	35 / 27	5-21	/ 4-8	0-4	/ 0-4
Nov 09	OHIO STATE	2-1	2 / 1	4 / 2	29 / 25	3-6	/ 4-19	0-3	/ 0-3
Totals		33-18	33 / 18	62 / 30	257 / 222	27-65	/ 30-71	6-27	/ 1-24

Note: Game totals are displayed in the format TEAM/OPPONENT for each category



Hockey Game Box Score (Final) #5 Notre Dame vs Minnesota (Nov 01, 2019 at Minneapolis, Minn.)

Notre Dame (4-0-1, 0-0-1-0 B1G) vs. Minnesota (3-3-1, 0-0-1-1 B1G) Date: Nov 01, 2019 • Location: Minneapolis, Minn. • Arena: 3M Arena at Mariucci Attendance: 7459 • Start time: 7:33 pm • End time: 10:09 pm • Total time: 2:36

Table with columns: Prd, Time, Team, Score, Assists, Vis. on ice, Home on ice, Goals by Period, Shots by Period, Team Summary, Penalties-Minutes by Prd.

GOALTENDERS and PENALTY SUMMARY tables for the Notre Dame vs Minnesota game.

Notre Dame-Cale Morris (1-0-1), Minnesota-Moe, Jared (2-1-1). Minnesota timeout at 3:22 OT/1

Referee's signature

Hockey Game Box Score (Final) #5 Notre Dame vs Minnesota (Nov 02, 2019 at Minneapolis, Minn.)

Notre Dame (5-0-1, 1-0-1-0 B1G) vs. Minnesota (3-4-1, 0-1-1-1 B1G) Date: Nov 02, 2019 • Location: Minneapolis, Minn. • Arena: 3M Arena at Mariucci Attendance: 8008 • Start time: 4:04 pm • End time: 6:23 pm • Total time: 2:19

Table with columns: Prd, Time, Team, Score, Assists, Vis. on ice, Home on ice, Goals by Period, Shots by Period, Team Summary, Penalties-Minutes by Prd.

GOALTENDERS and PENALTY SUMMARY tables for the Notre Dame vs Minnesota game.

Notre Dame-Cale Morris (1-0-1), Minnesota-Moe, Jared (2-1-1). Minnesota timeout at 3:22 OT/1

Referee's signature

Hockey Game Box Score (Final) #8 Ohio State vs #5 Notre Dame (Nov 08, 2019 at Notre Dame, Ind.)

Ohio State (6-1-2, 2-0-1-0 B1G) vs. Notre Dame (6-0-1, 3-0-1-0 B1G) Date: Nov 08, 2019 • Location: Notre Dame, Ind. • Arena: Compton Family Arena Attendance: 4740 • Start time: 8:10 PM • End time: 10:38 PM • Total time: 2:28

Table with columns: Prd, Time, Team, Score, Assists, Vis. on ice, Home on ice, Goals by Period, Shots by Period, Team Summary, Penalties-Minutes by Prd.

GOALTENDERS and PENALTY SUMMARY tables for the Ohio State vs Notre Dame game.

Win-Cale Morris (3-0-1), Loss-Tommy Nappier (6-1-2). Referee's signature

2019-20 Notre Dame Hockey Notre Dame Combined Team Statistics (as of Nov 09, 2019) All games

Summary table with columns: Date, Opponent, Score, All, Record, Overall, Home, Away, Neutral. Includes sub-tables for SHOT STATISTICS, POWER PLAYS, GOAL BREAKDOWN, PENALTIES, TEAM STATISTICS, and ATTENDANCE SUMMARY.

GOALS BY PERIOD and SAVES BY PERIOD tables for the combined team statistics.

Attendance Summary and Goals by Period/Saves by Period tables.

Table with columns: Prd, Player, Team, Min/Offense, Time, Prd, Player, Team, Min/Offense, Time.

#1 Dylan St. Cyr

Saves

-- 46 (vs. Denver 10/13/17)

Goals Against

5 (2x - vs. Omaha 10/26/17)

Shutouts (2)

-- vs. Alabama Huntsville 10/7/17 (W, 4-0; 34 saves)

-- vs. RPI 12/1/18 (W, 3-0; 33 saves)

#2 Nate Clurman

Goals: n/a

Assists: 1 (6x - vs. Ohio State 11/8/19)

Points: 1 (6x - vs. Ohio State 11/8/19)

Multi-Point Games: n/a

Point Streak: n/a

Most Recent Goal: n/a

#3 Ryan Carmichael

Goals: n/a

Assists: n/a

Points: n/a

Multi-Point Games: n/a

Point Streak: n/a

Most Recent Goal: n/a

#4 Nick Leiverman

Goals: 2 (at Minnesota 11/1/19)

Assists: 1 (3x - vs. Lake Superior 10/25/19)

Points: 2 (at Minnesota 11/1/19)

Multi-Point Games: 1

Point Streak: 3 games (Oct. 13 - pres.; 2-2-4)

Most Recent Goal: at Minnesota 11/1/19

#5 Matt Hellickson

Goals: 1 (9x - vs. Lake Superior 10/25/19)

Assists: 2 (3x - vs. Michigan 2/12/18)

Points: 3 (at Penn State 12/7/18)

Multi-Point Games: 3

Point Streak: 5 games (Oct. 13 - pres.; 2-3-5)

Most Recent Goal: vs. Lake Superior 10/25/19

#6 Tory Dello

Goals: 1 (4x - vs. Michigan State 1/25/19)

Assists: 2 (4x - Air Force 10/13/19)

Points: 2 (4x - Air Force 10/13/19)

Multi-Point Games: 4

Point Streak: 4 games (Feb. 12-23; 0-5-5)

Most Recent Goal: vs. Michigan State 1/25/19

#8 Matt Steeves

Goals: 1 (4x - vs. Penn State 3/1/19)

Assists: 1 (5x - vs. Ohio State 11/9/19)

Points: 1 (9x - vs. Ohio State 11/9/19)

Multi-Point Games: N/A

Point Streak: 2 games (twice)

Most Recent Goal: vs. Penn State 3/1/19

#10 Cam Burke

Goals: 1 (5x - vs. Ohio State 11/9/19)

Assists: 1 (at Wisconsin 1/18/19)

Points: 1 (6x - vs. Ohio State 11/9/19)

Multi-Point Games: n/a

Point Streak: n/a

Most Recent Goal: vs. Ohio State 11/9/19

#11 Cal Burke

Goals: 3 (at Wisconsin 12/9/17 & vs. Mercyhurst 10/12/18)

Assists: 3 (2x - vs. Lake Superior 10/25/19)

Points: 5 (at Omaha 10/20/18)

Multi-Point Games: 15

Point Streak: 7 games (Nov. 17, 2018 - Dec. 31, 2018)

Most Recent Goal: vs. Lake Superior 10/26/19

#13 Colin Theisen

Goals: 2 (3x - vs. Air Force 10/13/19)

Assists: 2 (3x - vs. Lake Superior 10/26/19)

Points: 3 (Air Force 10/13/19)

Multi-Point Games: 7

Point Streak: 5 games (Oct. 19- Nov. 3, 2017; 3-4-7)

Most Recent Goal: vs. Air Force 10/13/19 (2 goals)

#14 Jesse Lansdell

Goals: n/a

Assists: 1 (2x - vs. Ohio State 11/9/19)

Points: 1 (2x - vs. Ohio State 11/9/19)

Multi-Point Games: n/a

Point Streak: n/a

Most Recent Goal: n/a

#15 Michael Graham

Goals: 2 (4x - vs. Wisconsin 2/16/18)

Assists: 2 (2x - vs. Air Force 10/11/19)

Points: 4 (vs. Michigan State 1/25/19)

Multi-Point Games: 6

Point Streak: 3 games (Jan. 18-25, 2019; 6-3-9)

Most Recent Goal: vs. Minnesota 3/16/19

#16 Alex Steeves

Goals: 2 (2x - vs. RPI 11/30/18)

Assists: 1 (6x - at Minnesota 11/1/19)

Points: 3 (Michigan 11/10/18)

Multi-Point Games: 3

Point Streak: 2 (three times)

Most Recent Goal: vs. Air Force 10/11/19

#17 Pierce Crawford

Goals: 1 (3x - vs. Ohio State 11/8/19)

Assists: 1 (3x - vs. Penn State 3/2/19)

Points: 1 (6x - vs. Ohio State 11/8/19)

Multi-Point Games: n/a

Point Streak: 2 games (March 1-2; 0-2-2)

Most Recent Goal: vs. Ohio State 11/8/19

#18 Graham Slaggert

Goals: 1 (4x - vs. Lake Superior 10/25/19)

Assists: 1 (8x - at Minnesota 11/1/19)

Points: 1 (12x - at Minnesota 11/1/19)

Multi-Point Games: n/a

Point Streak: 3 games (Oct. 13 - pres.; 1-2-3)

Most Recent Goal: vs. Michigan State 3/9/19

#19 Mike O'Leary

Goals: 2 (3x - vs. Lake Superior 10/26/19)

Assists: 4 (vs. Michigan State 1/25/19)

Points: 4 (2x - vs. Michigan State 1/25/19)

Multi-Point Games: 9

Point Streak: 5 games (Oct. 11 - pres.)

Most Recent Goal: at Minnesota 11/1/19

#20 Jake Pivonka

Goals: 1 (5x - vs. Ohio State 11/9/19)

Assists: 2 (at Michigan 11/10/18)

Points: 2 (2x - vs. Lake Superior 10/26/19)

Multi-Point Games: 2

Point Streak: 4 games (Oct. 13 - pres.)

Most Recent Goal: vs. Ohio State 11/9/19

#21 Max Ellis

Goals: n/a

Assists: n/a

Points: n/a

Multi-Point Games: n/a

Point Streak: n/a

Most Recent Goal: n/a

#22 Jack MacNab

Goals: n/a

Assists: n/a

Points: n/a

Multi-Point Games: n/a

Point Streak: n/a

Most Recent Goal: n/a

#24 Spencer Stastney

Goals: 1 (3x - at Minnesota 11/1/19)

Assists: 2 (vs. Lake Superior 10/26/19)

Points: 3 (vs. Lake Superior 10/26/19)

Multi-Point Games: 1

Point Streak: N/A

Most Recent Goal: at Minnesota 11/1/19

#25 Solag Bakich

Goals: 1 (vs. Ohio State 11/8/19)

Assists: n/a

Points: 1 (vs. Ohio State 11/8/19)

Multi-Point Games: n/a

Point Streak: n/a

Most Recent Goal: vs. Ohio State 11/8/19

#26 Cam Morrison

Goals: 2 (2x - vs. Michigan State 2/23/18)
Assists: 3 (2x - at Minnesota 11/1/19)
Points: 3 (3x at Minnesota 11/1/19)
Multi-Point Games: 14
Point Streak: 5 games (Nov. 27, 2018 - Dec. 8, 2018)
Most Recent Goal: vs. Air Force 10/13/19

#27 Trevor Janicke

Goals: 1 (4x - vs. Ohio State 11/8/19)
Assists: 1 (3x - vs. Ohio State 11/8/19)
Points: 2 (3x - vs. Ohio State 11/8/19)
Multi-Point Games: 3
Point Streak: 4 games (Oct. 26 - Nov. 8, 2019.; 4-3-7)
Most Recent Goal: vs. Ohio State 11/8/19

#28 Christian DiCesare

Goals: n/a
Assists: n/a
Points: n/a
Multi-Point Games: n/a
Point Streak: n/a
Most Recent Goal: n/a

#29 Charlie Raith

Goals: 1 (at Minnesota 11/1/19)
Assists: 1 (vs. Ohio State 11/9/19)
Points: 1 (2x - vs. Ohio State 11/9/19)
Multi-Point Games: n/a
Point Streak: n/a
Most Recent Goal: at Minnesota 11/1/19

#30 Ryan Bischel

Saves
-- 33 (vs. Air Force 10/11/19)
Goals Against
3 (vs. Air Force 10/11/19)
Shutouts (0)

#32 Cale Morris

Saves
-- 55 (at Penn State 2/3/18)
-- 49 (vs. Michigan State 1/25/19)
-- 48 (at Penn State 2/2/18)
-- 46 (vs. Penn State 3/23/19)
-- 44 (vs. Minnesota 11/24/17)
-- 44 (at Penn State 12/7/18)

Goals Against

6 (vs. Mercyhurst 10/12/18)

Shutouts (8)

-- vs. Penn State 11/11/17 (W, 1-0; 33 saves)
-- at RPI 11/18/17 (W, 1-0; 25 saves)
-- vs. Minnesota 11/24/17 (W, 1-0; 44 saves)
-- at Michigan State 12/2/17 (W, 2-0; 23 saves)
-- vs. Providence 10/13/18 (W, 3-0; 22 saves)
-- vs. Boston College 12/31/18 (W, 4-0; 20 saves)
-- vs. Michigan State 3/8/19 (W, 1-0; 27 saves -- B1G QFinals)
-- vs. Michigan State 3/9/19 (W, 2-0; 28 saves -- B1G QFinals)

Assists (2)

-- at RPI 11/17/17 (W, 4-1)
-- vs. RPI 11/30/18 (W, 5-1)

#33 Nick Sanford

Saves: n/a
Goals Against: n/a
Shutouts: n/a
Points: n/a

Solag Bakich

Season	GP	G	A	Points	Shots	Shot%	Pen-Min	+/-	PPG	SHG	GWG
2019	5	1	0	1	3	.333	0-0	+2	0	0	0
TOTAL	5	1	0	1	3	.333	0-0	+2	0	0	0

Ryan Bischof

Season	GP	G	A	Points	Shots	Shot%	Pen-Min	+/-	PPG	SHG	GWG
2019	3	0	0	0	-	-	0-0	0	0	0	0
TOTAL	3	0	0	0	-	-	0-0	0	0	0	0

Goalie	GP-GS	Minutes	GA	GAAvg	Saves	Save%	W	L	T	Sho	PPG	SHG
2019	3-3	179:43	6	2.00	79	.929	3	0	0	0.0	0	0
TOTAL	3-3	179:43	6	2.00	79	.929	3	0	0	0.0	0	0

Cal Burke

Season	GP	G	A	Points	Shots	Shot%	Pen-Min	+/-	PPG	SHG	GWG
2016	35	3	8	11	69	.043	4-8	+3	0	0	1
2017	38	14	12	26	99	.141	3-17	+3	1	0	3
2018	35	12	18	30	112	.107	4-8	+10	5	1	3
2019	8	4	9	13	25	.160	0-0	+4	1	0	1
TOTAL	116	33	47	80	305	.108	11-33	+20	7	1	8

Cam Burke

Season	GP	G	A	Points	Shots	Shot%	Pen-Min	+/-	PPG	SHG	GWG
2018	31	4	1	5	31	.129	6-23	-3	0	0	1
2019	8	1	0	1	9	.111	1-2	-2	0	0	1
TOTAL	39	5	1	6	40	.125	7-25	-5	0	0	2

Nate Clurman

Season	GP	G	A	Points	Shots	Shot%	Pen-Min	+/-	PPG	SHG	GWG
2018	38	0	3	3	27	.000	4-8	+5	0	0	0
2019	8	0	3	3	10	.000	1-2	+12	0	0	0
TOTAL	46	0	6	6	37	.000	5-10	+17	0	0	0

Pierce Crawford

Season	GP	G	A	Points	Shots	Shot%	Pen-Min	+/-	PPG	SHG	GWG
2017	8	0	0	0	2	.000	2-4	-1	0	0	0
2018	33	2	3	5	16	.125	1-2	-3	0	1	1
2019	8	1	0	1	9	.111	3-6	-2	0	0	1
TOTAL	49	3	3	6	27	.111	6-12	-6	0	1	2

Dylan St. Cyr

Season	GP	G	A	Points	Shots	Shot%	Pen-Min	+/-	PPG	SHG	GWG
2017	5	0	0	0	-	-	0-0	0	0	0	0
2018	6	0	0	0	-	-	0-0	0	0	0	0
TOTAL	11	0	0	0	-	-	0-0	0	0	0	0

Goalie	GP-GS	Minutes	GA	GAAvg	Saves	Save%	W	L	T	Sho	PPG	SHG
2017	5-4	235:11	12	3.06	133	.917	1	2	1	1.0	1	0
2018	6-5	326:57	11	2.02	157	.935	4	1	0	1.0	5	0
TOTAL	11-9	562:08	23	2.45	290	.927	5	3	1	2.0	6	0

Tory Dello

Season	GP	G	A	Points	Shots	Shot%	Pen-Min	+/-	PPG	SHG	GWG
2016	39	1	11	12	80	.013	23-65	+5	0	0	0
2017	38	1	1	2	28	.036	9-18	+3	0	0	0
2018	39	2	11	13	63	.032	12-24	+12	0	0	1
2019	8	0	3	3	9	.000	1-2	-3	0	0	0
TOTAL	124	4	26	30	180	.022	45-109	+17	0	0	1

Michael Graham

Season	GP	G	A	Points	Shots	Shot%	Pen-Min	+/-	PPG	SHG	GWG
2018	38	12	10	22	68	.176	5-10	+3	8	0	1
2019	3	0	2	2	2	.000	0-0	+2	0	0	0
TOTAL	41	12	12	24	70	.171	5-10	+5	8	0	1

Matt Hellickson

Season	GP	G	A	Points	Shots	Shot%	Pen-Min	+/-	PPG	SHG	GWG
2017	40	3	9	12	49	.061	6-12	+4	3	0	1
2018	39	4	12	16	59	.068	8-16	+6	2	0	1
2019	8	2	3	5	9	.222	2-4	-4	2	0	2
TOTAL	87	9	24	33	117	.077	16-32	+6	7	0	4

Trevor Janicke

Season	GP	G	A	Points	Shots	Shot%	Pen-Min	+/-	PPG	SHG	GWG
2019	8	4	3	7	22	.182	1-2	+6	0	0	0
TOTAL	8	4	3	7	22	.182	1-2	+6	0	0	0

Jesse Lansdell

Season	GP	G	A	Points	Shots	Shot%	Pen-Min	+/-	PPG	SHG	GWG
2019	8	0	2	2	3	.000	3-17	0	0	0	0
TOTAL	8	0	2	2	3	.000	3-17	0	0	0	0

Nick Leivermann

Season	GP	G	A	Points	Shots	Shot%	Pen-Min	+/-	PPG	SHG	GWG
2018	22	1	1	2	14	.071	0-0	-1	0	0	0
2019	8	2	2	4	19	.105	2-4	+1	1	0	0
TOTAL	30	3	3	6	33	.091	2-4	0	1	0	0

Jack MacNab**Cale Morris**

Season	GP	G	A	Points	Shots	Shot%	Pen-Min	+/-	PPG	SHG	GWG
2016	1	0	0	0	-	-	0-0	0	0	0	0
2017	37	0	1	1	-	-	1-2	0	0	0	0
2018	34	0	1	1	-	-	0-0	0	0	0	0
2019	5	0	0	0	-	-	0-0	0	0	0	0
TOTAL	77	0	2	2	-	-	1-2	0	0	0	0

Goalie	GP-GS	Minutes	GA	GAAvg	Saves	Save%	W	L	T	Sho	PPG	SHG
2016	1-0	19:43	1	3.04	7	.875	0	0	0	0.0	0	0
2017	37-36	2192:43	71	1.94	1202	.944	27	8	1	4.0	12	2
2018	34-34	2028:47	73	2.16	981	.931	19	12	3	4.0	15	3
2019	5-5	308:37	12	2.33	125	.912	4	0	1	0.0	1	0
TOTAL	77-75	4549:50	157	2.07	2315	.936	50	20	5	8.0	28	5

Cam Morrison

Season	GP	G	A	Points	Shots	Shot%	Pen-Min	+/-	PPG	SHG	GWG
2016	40	12	12	24	83	.145	6-12	+5	5	0	1
2017	40	8	15	23	91	.088	6-12	-11	1	0	3
2018	31	11	10	21	79	.139	6-12	-2	1	0	3
2019	8	2	7	9	17	.118	0-0	+8	0	0	0
TOTAL	119	33	44	77	270	.122	18-36	0	7	0	7

Mike O'Leary

Season	GP	G	A	Points	Shots	Shot%	Pen-Min	+/-	PPG	SHG	GWG
2016	37	2	2	4	22	.091	16-40	+1	0	0	0
2017	38	3	6	9	39	.077	12-24	+4	0	0	0
2018	38	6	15	21	60	.100	9-18	+5	2	0	4
2019	8	5	7	12	21	.238	2-4	+3	1	0	1
TOTAL	121	16	30	46	142	.113	39-86	+13	3	0	5

Jake Pivonka

Season	GP	G	A	Points	Shots	Shot%	Pen-Min	+/-	PPG	SHG	GWG
2018	39	2	8	10	58	.034	7-25	+2	0	0	2
2019	8	3	3	6	13	.231	3-6	+9	0	0	0
TOTAL	47	5	11	16	71	.070	10-31	+11	0	0	2

Charlie Raith

Season	GP	G	A	Points	Shots	Shot%	Pen-Min	+/-	PPG	SHG	GWG
2019	8	1	1	2	8	.125	0-0	+3	0	0	1
TOTAL	8	1	1	2	-	-	0-0	+3	0	0	1

Nick Sanford**Graham Slaggert**

Season	GP	G	A	
--------	----	---	---	--



1

DYLAN ST. CYR

Jr., Goaltender
Northville, MI



2

NATE CLURMAN

So., Defenseman
Boulder, CO



3

RYAN CARMICHAEL

Fr., Defenseman
Greenwich, CT



4

NICK LEIVERMANN

So., Defenseman
Eden Prairie, MN



5

MATT HELLICKSON


Jr., Defenseman
Rogers, MN



6

TORY DELLO

Sr., Defenseman
Crystal Lake, IL



8

MATT STEEVES

Jr., Forward
Eden Prairie, MN



10

CAM BURKE

So., Forward
Boxborough, MA



11

CAL BURKE


Sr., Forward
Boxborough, MA



13

COLIN THEISEN

Jr., Forward
Monroe, MI



14

JESSE LANSDELL


Fr., Forward
Surrey, British Columbia



15

MICHAEL GRAHAM

So., Forward
Eden Prairie, MN



16

ALEX STEEVES

So., Forward
Eden Prairie, MN



17

PIERCE CRAWFORD

Jr., Forward
Park Ridge, IL



18

GRAHAM SLAGGERT

So., Forward
South Bend, IN



19

MIKE O'LEARY

Sr., Forward
Halifax, Nova Scotia



20

JAKE PIVONKA

So., Forward
Naperville, IL



21

MAX ELLIS

Fr., Forward
Canton, MI



22

JACK MACNAB

Fr., Forward
Indianapolis, IN



24

SPENCER STASTNEY

So., Defenseman
Mequon, WI



SOLAG BAKICH
Fr., Forward
Dallas, TX



CAM MORRISON
Sr., Forward
Aurora, Ontario



TREVOR JANICKE
Fr., Forward
Maple Grove, MN



CHRISTIAN DICESARE
Fr., Defenseman
Morristown, NJ



CHARLIE RAITH
So., Defenseman
Winnetka, IL



RYAN BISCHSEL
Fr., Goaltender
Medina, MN



CALE MORRIS
Sr., Goaltender
Larkspur, CO



NICK SANFORD
Jr., Goaltender
Morristown, NJ



JEFF JACKSON
Head Coach



PAUL POOLEY
Associate Head Coach



ANDY SLAGGERT
Associate Head Coach



NICK SIERGIEJ
Coordinator of
Hockey Operations



RON GROVE
Equipment Specialist



KEVIN RICKS
Athletic Trainer




TONY ROLINSKI
Strength and
Conditioning Coach



KYLE LAWSON
Volunteer
Assistant Coach



JACK CEGLARSKI
Hockey Operation Intern



**REV. JOHN CONLEY,
C.S.C.**
Team Chaplain