



NOTRE DAME

WOMEN'S BASKETBALL

FIGHTING IRISH MEDIA

Primary Women's Basketball Contact

Josh Bates	jbates2@nd.edu
@Josh13Bates	574-310-9954

GAME 2

LOYOLA MARYLAND

2019-20 RESULTS (1-0)

Date	Opponent	TV	Time/Result
N5	at Fordham	ESPN+	W, 60-55
N8	Loyola Maryland	ACCNX	6:30 pm
N11	Tennessee	ESPN2	7 pm
N14	Michigan State	ACCN	8 pm
N20	Toledo	ACCNX	7 pm
N23	at Michigan	BTN+	1 pm
N28	FGCU +	Flo Stream	1:30 pm
N29	South Dakota State +	Flo Stream	11 am
N30	USF +	Flo Stream	11 am
D4	Minnesota ^	ACCN	8 pm
D8	at UConn &	ESPN	4 pm
D11	DePaul	ACCN	6:30 pm
D21	Guelph		1 pm
D29	Clemson *	RSN	4 pm
J2	at Pittsburgh *	ACCNX	7 pm
J5	at Syracuse *	ACCN	4 pm
J9	Boston College *	ACCNX	7 pm
J12	NC State *	ACCN	4 pm
J16	at Duke *	ACCN	8 pm
J19	Miami *	ESPN2/ACCN	1 pm
J26	at Virginia *	ACCNX	2 pm
J30	Louisville *	ESPN	7 pm
F2	at Georgia Tech *	ACCN	2 pm
F6	at Wake Forest *	ACCNX	7 pm
F9	Pittsburgh *	ACCN	4 pm
F13	at Boston College *	ACCNX	7 pm
F16	at Louisville *	ACCN	3 pm
F20	Virginia Tech *	RSN	8 pm
F23	Syracuse *	ACCN	12 pm
F27	North Carolina *	ACCNX	7 pm
M1	at Florida State *	ESPN2/ACCN	2 pm
M4-8	ACC Championships		
M20-23	NCAA 1st & 2nd Rounds		
M27-30	NCAA Regional Round		
A3-5	NCAA Final Four		

+ - Cancun Challenge

^ - ACC/Big Ten Challenge

& - Jimmy V Classic | Hartford, Connecticut

* - Atlantic Coast Conference game

- ACC Tournament (Greensboro, N.C.)

! - NCAA Championship

GAME INFO

	Friday, Nov. 8 6:30 p.m. ET	Notre Dame, Ind. Purcell Pavilion (9,149)
	ACCNX	
	Pulse FM 96.9 / 92.1 / 103.1	Bob Nagle & Karen Keyes
	Follow the live stats on UND.com	
	@NDWBB #GoIrish	

THE SERIES

vs Loyola MD	ND leads, 2-0	Last: ND won 55-48 in Baltimore on 12/19/92	Streak: W2
Home vs Loyola	ND leads, 1-0	Last: ND won, 84-49 on 12/21/91	Streak: W1

THE COACHES

	Head Coach	At School	Overall
ND	Muffet McGraw	836-234 (33rd year)	924-275 (38th year)
Loyola MD	Joe Logan	176-252 (15th year)	Same

BY THE NUMBERS

10,230	The record breaking career amount of points lost with last year's starting five
1,000	All-time Notre Dame program wins
924	Coach McGraw Career Wins
836	Coach McGraw wins at Notre Dame
232	Consecutive weeks ranked in the AP Poll - ranks 3rd // 163 straight weeks in the top-10 ended with this year's preseason poll
91-5	Notre Dame's record in league play since joining the ACC for 2013-14 season
67	NCAA Tournament wins - 4th most in Division I
58	Straight conference wins at home, dating back to 2012
27	Total conference championships
24	straight NCAA Championship appearances - fourth longest active streak & fifth longest all-time
22	Different All-Americans
11	30-win seasons in program history and 9th straight year
10	The amount of teams the Irish will face ranked inside the AP's Preseason Top-25
9	Final Four appearances - ranks as fifth most
8	Regular season league championships in a row (2 Big East / 6 ACC)
7	NCAA Title game appearances - 1 of 4 schools to do so (Tennessee, UConn and La Tech)
6	Natalie Achonwa will become the sixth women's basketball player inducted into ND's Ring of Honor
5	The starting five at Fordham all made their first career starts in an Irish uniform
2	National Titles - Notre Dame became the seventh program with multiple national championships
1	Naismith Hall of Fame Coach



NOTRE DAME ROSTER

No.	Name	Position	Height	Year	Hometown	Previous School
2	Kaitlin Cole	G	5-10	Sr.	Toledo, Ohio	Sylvania Northview
3	Maggie Murdock	G	5-8	So.	Glencoe, Ill.	New Trier
5	Cate Murdock	G	5-8	So.	Glencoe, Ill.	New Trier
10	Katlyn Gilbert	G	5-10	So.	Indianapolis, Ind.	Heritage Christian
12	Abby Prohaska	G	5-10	So.	Liberty Township, Ohio	Lakota West
13	Marta Sniezek	G	5-8	Gs.	McLean, Va.	Stanford
20	Nicole Benz	G	5-8	Jr.	Valencia, Calif.	William S. Hart
21	Anaya Peoples	G	5-10	Fr.	Danville, Ill.	Schlarman
22	Danielle Cosgrove	F	6-4	So.	Holbrook, N.Y.	Sachem East
24	Destinee Walker	G	5-10	Gr.	Orlando, Fla.	North Carolina
30	Mikayla Vaughn	C	6-3	Jr.	Philadelphia, Penn.	Paul VI/Friends' Central
33	Sam Brunelle	F	6-2	Fr.	Ruckersville, Va.	William Monroe
40	Katie Keyes	F	5-11	Fr.	Ridgewood, N.J.	Ridgewood

Karen & Kevin Keyes Women's Basketball Head Coach	Muffet McGraw	Saint Joseph's '77	33rd Season / 38th Overall
Associate Head Coach	Carol Owens	Northern Illinois '90	19th Season
Associate Head Coach	Beth Cunningham	Notre Dame '97	8th Season
Assistant Coach	Michaela Mabrey	Notre Dame '16	1st Season
Director of Operations	Angie Potthoff	Penn State '97	1st Season
Video Coordinator	James Spinelli	Temple '14	2nd Season
Sport Administrator	Katie Capps	Western Kentucky '02	5th Season

AT THE HELM

Karen and Kevin Keyes head coach Muffet McGraw completed her 32nd season at the helm of the Irish (836-234) and 37th year overall as a head coach (924-275). With 923 career wins, McGraw ranks seventh all-time among Division I coaches. McGraw also ranks fifth among active coaches, trailing Tara VanDerveer, Geno Auriemma, Barbara Stevens and Vivian Stringer.

McGraw is also just one of four coaches (men's or women's basketball) in NCAA Division I history with over 900 wins, nine Final Fours and multiple national championships. The prestigious list includes Pat Summitt, Geno Auriemma and Duke men's coach Mike Krzyzewski.

In September of 2017, McGraw was enshrined into the Naismith Memorial Basketball Hall of Fame, becoming the 32nd woman ever to do so and 13th female coach.

Coach McGraw boasts nine Final Fours (third behind Auriemma and Summitt), seven NCAA title game appearances and the third most NCAA Tournament wins with 67. Coach McGraw is also the sixth different coach with multiple NCAA titles, joining Auriemma, Summitt, Linda Sharp, Tara VanDerveer and Kim Mulkey.

Finally, against the very school in which she began her head coaching career, Coach McGraw joined the 900-win club when the Irish defeated Lehigh on Dec. 30, 2018. McGraw became the fourth fastest Division I coach to

reach the 900 win milestone, doing so in 1,172 games:

Geno Auriemma	1,034 games
Pat Summitt	1,072 games
Tara VanDerveer	1,104 games

NCAA HISTORY

Notre Dame wrapped its 26th NCAA Championship appearance and 24th in a row. Their 24 straight appearances are the fourth longest active streak in the country and fifth best all-time.

Most Consecutive NCAA Berths

No.	School	Streak	Years
1.	Tennessee	38	1982-2019*
2.	Stanford	32	1988-2019*
3.	UConn	31	1989-2019*
4.	Louisiana Tech	25	1982-2011
5.	Notre Dame	24	1996-2019*

* denotes active streak

The Irish are 67-24 all-time in the NCAA Tournament, as their 67 wins rank fourth all-time.

Notre Dame joins Louisiana Tech, USC and Stanford with two NCAA titles behind UConn (11), Tennessee (8) and Baylor (3).

Notre Dame is one of three schools (Tennessee & UConn) to reach seven NCAA Title games. Their nine Final Four appearances are the fifth-most of any school behind Tennessee (18), UConn (18), Stanford (13) and La Tech (10).

PRONUNCIATION

Katlyn Gilbert	Kate-lyn
Anaya Peoples	Uh-nay-uh
Abby Prohaska	Pro-hask-kuh
Marta Sniezek	Sneeze-ick

TEAM INFORMATION

Conference	Atlantic Coast
Home Arena (Capacity)	Purcell Pavilion (9,149)
Starters Returning/Lost	0/5
Total Returning/Lost	6/8
Newcomers	4
First Season	1977-78
Full Seasons	41
All-Time Record	1,000-333 (.750)
NCAA Appearances/Record	26 / 67-24 (.736)
First/Last NCAA Appearance	1992 / 2018
ACC Member	2013-14 - present
ACC Regular Season	91-5 (.948)
ACC Tournament	17-1 (.933)
ACC Tournament Championships	4 (2014-17)

NATIONAL RANKINGS

2019-20 AP TOP 25
(Preseason)

- Oregon
- Baylor
- Stanford
- Maryland
- UConn
- Texas A&M
- Oregon St
- South Carolina
- Louisville
- Mississippi St
- UCLA
- Florida St
- Kentucky
- NC State
- Texas
- Notre Dame
- Michigan St
- DePaul
- Miami
- Arizona St
- Syracuse
- Arkansas
- Minnesota
- Indiana
- Michigan

Receiving Votes:

West Virginia 71, Iowa State 44, Gonzaga 32, Rice 30, Drake 24, Tennessee 22, Boise State 15, South Dakota 11, Arizona 9, South Florida 9, Iowa 8, South Dakota State 7, LSU 7, Auburn 5, Duke 4, North Carolina 4, Rutgers 2, Ohio 1, Kansas State 1

2019-20 USA TODAY COACHES
(Preseason)

- Oregon
- Baylor
- Stanford
- UConn
- Maryland
- Oregon St
- Texas A&M
- Mississippi St
- Louisville
- South Carolina
- UCLA
- NC State
- Florida St
- Notre Dame
- Texas
- Kentucky
- Syracuse
- Arizona St
- Miami
- DePaul
- Michigan St
- Arkansas
- Gonzaga
- Iowa St
- Michigan

Receiving Votes:

Iowa 75, Minnesota 73, West Virginia 54, Indiana 49, Drake 48, Rice 44, Arizona 36, South Dakota 20, Marquette 18, Tennessee 16, Missouri State 13, South Dakota State 12, Boise State 12, BYU 10, San Diego State 7, California 7, Missouri 6, South Florida 5, James Madison 4, Rutgers 4, Kansas State 3, UCF 3, Buffalo 2, Florida Gulf Coast 2, Abilene Christian 1, Oklahoma State 1, USC 1



NCAA NATIONAL RANKINGS

Statistic	Nat'l Rank	Conf Rank	Value	National Leader	Value
A/TO Ratio					
Assists/Game					
Blocks/Game					
D-Reb/Game					
FG%					
Free Throw Attempts					
Free Throws Made					
Fouls/Game					
Rebound Margin					
Rebounds/Game					
Scoring Margin					
Scoring Offense					
3PT FG Defense					
3PT FG %					
Statistic	Player	Nat'l Rank	Value	National Leader	Value

overall, joining Jewell Loyd, when she was picked by the Las Vegas Aces. Notre Dame now joins Stanford, Tennessee and UConn as the only programs with multiple No. 1 overall selections.

Moments later, the Dallas Wings selected Arike Ogunbowale fifth overall. This marked the first time the Irish had two first round picks within the top five. History continued with the 11th overall pick, where the Atlanta Dream selected Brianna Turner, thus marking the first time Notre Dame had three first round picks. However, shortly after, the Mercury traded for the rights of Turner, shipping the forward to Phoenix, Arizona. Next up, Jessica Shepard went 16th overall to the Minnesota Lynx. Then Marina Mabrey completed the group after going 19th overall to the Los Angeles Sparks.

Furthermore, Ogunbowale, Young and Turner were later named to the WNBA All-Rookie Team, as ND became the first program to have three selections.

CHANGE IN COACHING

Out of 349 NCAA Division I women's basketball programs at the start of the 2018-19 season, Notre Dame was one of just six, whose head coach and three

assistant coaches were together seven consecutive seasons. However, change met familiarity for the 2019-20 season. Just months after Coach McGraw's passionate Final Four speech about wanting more female leadership, Niele Ivey accepted an assistant coaching position with the Memphis Grizzlies, becoming the ninth active NBA female coach.

Enter a last name Notre Dame fans know all too well - Mabrey. Michaela ensures that a Mabrey will be on Notre Dame's campus for the eighth straight year. A 2016 alumna, her younger sister just graduated in 2019. Mabrey has spent one year coaching stints at Miami, Miami (Ohio) and LSU.

FRESHMEN STARTERS

A program rarity occurred in the season opener at Fordham, when Coach McGraw started freshmen Sam Brunelle and Anaya Peoples. It marked the first time two freshmen started a season opener for Notre Dame since the 2001-02 season opener in which Teresa Borton and Jacqueline Batteast started. And in that moment back in 2001, it marked the first time in 20 years two freshmen had started.

THE ROOKS

The Rooks stepped up in a major way in the 60-55 season-opening win over Fordham. Sam Brunelle co-led the team in scoring with 14 points, while Anaya Peoples logged 11 points and seven boards. Peoples tallied seven points in the third quarter, then provided critical free throws and an offensive board in the final 10 seconds of the game to ice the win.

FRESHMAN DEBUT

Brunelle tied Gilbert in scoring in the season opener with 14 points. The last time a Notre Dame freshman led the squad in scoring in their debut ... Brianna Turner in 2015, who shattered the program record for points in an opener with 29 over UMass.

WELCOME BACK GILBERT

Last season, Gilbert played in six full games, including a breakout Vancouver Showcase, before suffering a season-ending shoulder injury against Iowa on Nov. 29, 2018. Nearly a year later, Gilbert returned in full force, co-leading the team with 14 points - tying her career high. In fact, Gilbert matched her career highs in rebounds (5), field goals made (5), free throws made (4) and blocks (1).

THE LONG ROAD BACK FOR DESTINEE

It's been a long road back for grad transfer Destinee Walker. Her only full season came her freshman year in 2015-16 at North Carolina, starting in 31-of-32 games played. An injury cut her game total the next year to 21 games, then another injury her junior year resulted in just four games.

Fast forward a year and a new school later and Walker debuted with a 10-point, 10-rebound, double-double - just the second of her career. Walker grinded through 38 minutes of play and matched her career high in rebounds.

FRESH FIVE

With the exit of last year's starting five, the transfers of Nixon and Patterson, along with Prohaska's injury, the Irish had a starting five this past Tuesday who have never started in an Irish uniform. If Vaughn can't go on Friday, it'll mark yet another fresh career start for an Irish player.

GILBERT-PEOPLES CONNECTION

Irish fans can expect immediate on-the-court chemistry between guards Katlyn Gilbert and Anaya Peoples. Gilbert, from the Indianapolis area, and Peoples from Danville, Illinois, have played together every summer since they were seven and six years old, respectively. The duo first played on FBC together and later finished playing with Midwest Elite in Chicago.

1,000 PROGRAM WINS

With the victory over Fordham, the Irish became the

**NOTRE DAME'S RECORD WHEN ...****Day of the Week**

Sunday	
Monday	
Tuesday	1-0
Wednesday	
Thursday	
Friday	
Saturday	

Time of Game

Day games (before 6 pm local time)	
Night games (6 pm or later local time)	1-0

Location

Home games	
Road games	1-0
Neutral site	

Halftime Score

Leading at the half	1-0
Tied at the half	
Trailing at the half	

Individual Scoring

Two or fewer double-figure scorers	
Three double-figure scorers	
Four double-figure scorers	1-0
Five or more double-figure scorers	

Rebounding margin

More rebounds than opponent	1-0
Same number of rebounds	
Fewer rebounds than opponent	

Field goal shooting

Shot higher percentage than opponent	1-0
Shot same percentage as opponent	
Shot lower percentage than opponent	
Shot 45% or better	
Shoot less than 45%	1-0
Hold opponent under 40%	1-0

Free-throw margin

Make more free-throws than opponent	1-0
Make same number of free-throws	
Make fewer free-throws than opponent	

Turnovers

Commit fewer turnovers	
Commit same number of turnovers	
Commit more turnovers	1-0

Uniform Combinations

White jerseys with blue trim	
White jerseys with green trim	
Blue jerseys	1-0
White jerseys with pink trim	

Miscellaneous

Vs. top-25	
Vs. top-10	
When ranked higher	1-0
When ranked lower	
On commercial tv	
In overtime games	

Margin of Victory

1-5 points	1-0
6-10 points	
11-15 points	
16-20 points	
21+ points	

Month

November	1-0
December	
January	
February	
March	
April	

13th team to reach the 1,000-win milestone. The teams right in front of the Irish are as follows:

No. 12 Maryland - 1,002 wins

No. 11 Western Kentucky - 1,004 wins

No. 10 Green Bay - 1,006 wins

SEASON OPENERS

The victory against Fordham also kept intact an impressive winning streak in season openers. It marked the 25th in a row, dating back to Nov. 30, 1994.

NEW TEAM, SAME SCHEDULE

Coach McGraw has never shied away from having a challenging schedule. In fact, the Irish have boasted both the No. 1 strength of schedule and No. 1 RPI the past two seasons. This year, despite all the new faces, the scheduling philosophy remains the same.

All-in-all, the Irish face 10 teams ranked inside the preseason AP top-25. The breakdown:

Five Non-Conference - #25 Michigan, #23 Minnesota, #18 DePaul, #17 Michigan St, #5 UConn

Five Conference - #21 Syracuse, #18 Miami, #14 NC State, #12 Florida St, #9 Louisville

REMEMBER, REMEMBER, THE WINS OF NOVEMBER

For the past eight seasons, the Irish have owned the month of November. The Irish have now won 47 straight contests in the opening month of play and are 50-1 over the past nine years. The lone loss was a 94-81 decision to Baylor in Waco, Texas on Nov. 20, 2011.

OUTSIDE THE AP TOP-10

Both the preseason AP and Coaches polls have been released and the Irish check in at No. 16 and No. 14, respectively. Therefore, Notre Dame's 163 week streak of being ranked inside the AP top-10 has come to an end. The 163 consecutive weeks ranked second behind UConn. However, the Irish do maintain their 232 straight weeks inside the AP top-25, which ranks third.

ROSTER BREAKDOWN

A current breakdown of the seven healthy scholarship players on this year's team:

Freshmen - Brunelle, Peoples

Sophomores - Cosgrove, Gilbert

Senior - Cole (was a walk-on the past two years)

Grads - Sniezek, Walker

SMART ON DEFENSE

Due to the limited roster above, the Irish defense could not suffer any mental breakdowns in game one in terms of foul. The result - Fordham had only one trip to the free-throw line and went 1-of-2. Notre Dame's defense also kept the Rams off the board for the first 6:25 of the second quarter.

NOTRE DAME - UCONN EXTENDED

The top rivalry in NCAA Division I women's basketball, Notre Dame and Connecticut, will live on through the 2023-24 season, as both programs agreed to extend the series four more years. The final game of the previous contract will take place Dec. 8 of this year inside Gampel Pavilion in Storrs, Connecticut.

The new extension will see the Huskies visit Purcell Pavilion on both Dec. 6, 2020, and Dec. 4 of 2022. The Irish will then return the trips to Connecticut on Dec. 5 of 2021, and Dec. 3 of 2023.

The two sides have competed 50 times since their inaugural bout back in January of 1996, with UConn leading the series 37-13. However, over the last nine years, Notre Dame has defeated UConn nine times, while all other Division I teams have combined for eight wins.

ACC NEWCOMER WATCH LIST

The Atlantic Coast Conference named freshmen Anaya Peoples and Sam Brunelle to its Newcomer Watch List, claiming two of the five spots on both the Blue Ribbon media poll and the coaches poll.

Brunelle and Peoples were top-20 ranked recruits, who comprised yet another top-10 ranked recruiting class for Karen & Kevin Keyes head coach Muffet McGraw and company. Brunelle, who was ranked No. 6 overall by espnW, was a two-time Naismith High School All-American and 2019 McDonald's All-American - won the three-point contest at the latter. Brunelle was also both the 2018 Gatorade Virginia Player of the Year and USA Today Virginia Player of the Year. Ultimately, she finished her prep career with 2,229 points and 1,272



GAME BY GAME STARTING LINEUPS

DATE	OPPONENT	LINEUP					RECORD
11/5	Fordham	Snizek	Peoples	Walker	Brunelle	Vaughn	1-0
11/8	Loyola Maryland						
11/11	Tennessee						
11/14	Michigan St						
11/20	Toledo						
11/23	Michigan						
11/28	FGCU						
11/29	South Dakota St						
11/30	USF						
12/4	Minnesota						
12/8	UConn						
12/11	DePaul						
12/29	Clemson						
1/2	Pittsburgh						
1/5	Syracuse						
1/9	Boston College						
1/12	NC State						
1/16	Duke						
1/19	Miami						
1/26	Virginia						
1/30	Louisville						
2/2	Georgia Tech						
2/6	Wake Forest						
2/9	Pittsburgh						
2/13	Boston College						
2/16	Louisville						
2/20	Virginia Tech						
2/23	Syracuse						
2/27	North Carolina						
3/1	Florida St						

Season/Career Start Totals

Player	2019-20	Career	Streak
Abby Prohaska	0	3	1
Marta Snizek	1	51	1
Destinee Walker	1	52	1
Mikayla Vaughn	1	1	1
Sam Brunelle	1	1	1
Anaya Peoples	1	1	1

Record When Starting

Player	2019-20	Career
Abby Prohaska	0-0	2-1
Marta Snizek	1-0	1-0
Destinee Walker	1-0	1-0
Mikayla Vaughn	1-0	1-0
Sam Brunelle	1-0	1-0
Anaya Peoples	1-0	1-0

rebounds.

Peoples, who was ranked fourth at her position, was a two-time Illinois Class 1A State champion at Dan Schlarman High, where she finished her prep career with 2,086 points. Peoples was a 2019 McDonald's All-American and Jordan Brand Classic member. In 2018, Peoples was a Naismith All-America honorable mention.

CHERYL MILLER AWARD WATCH LIST

The Naismith Memorial Basketball Hall of Fame and the Women's Basketball Coaches Association announced its watch list for the 2020 Cheryl Miller Award, with freshman Sam Brunelle making the cut. The Cheryl Miller Award Watch List recognizes the top 20 small forwards in the country.

This marks the second consecutive year the Irish have had a representative on the Cheryl Miller Award Watch List. Last season, Jackie Young was a top-five finalist for the award.

ND RADIO CREW

The women's hoops program announced its radio broadcast crew for the upcoming 2019-20 season. Joining Bob Nagle this year will be 1991 alumnae Karen (Robinson) Keyes and Fighting Irish Media's Tony Simeone. Keyes will be the color analyst alongside the play-by-play host for a majority of this year's contests. Meanwhile, Simeone will be on the mic for all road games. The voice of the women's program, Bob Nagle, will remain the main play-by-play for all home contests, along with co-hosting the Muffet McGraw Radio Show. Nagle is currently rehabbing a foot injury and will spend time off the road returning to full health.

MUFFET MCGRAW RADIO SHOW

The Muffet McGraw Radio Show presented by TireRack.com will once again return to O'Rourke's Public House for five dates during the 2019-20 season. Karen and Kevin Keyes Notre Dame women's basketball head coach Muffet McGraw, alongside the voice of the Irish Bob Nagle, will conduct the one-hour broadcast live, both on Facebook live and to the Irish faithful in attendance.

Irish fans can set their calendars now for the following radio show dates: Nov. 18, Dec. 2, Dec. 30, Jan. 27 and Feb. 24. The show will air from 6-7 p.m. ET, with the exception of the Nov. 18 date, which will begin at an earlier 5:30 p.m. start time.

Each episode will not only broadcast live on 96.9/92.1/103.1 Pulse FM, but also stream live on the Notre Dame Fighting Irish app and on Facebook.com/FightingIrish.

STATISTICAL CHAMPION

The 2018-19 version of the Fighting Irish earned a sta-



tistical championship by season’s end for the country’s top offense. Averaging a blistering 88.6 points per game, it marks the first time in which the Irish finished as the nation’s top offense. All-in-all, the Irish totaled 3,454 points.

Notre Dame’s scoring average will also go down as the program’s top offense as well. The 2013-14 Irish squad led by Kayla McBride and Natalie Achonwa previously held the record at 86.1 ppg (3,271 points in 38 games).

RECORD BREAKER X 3

Three players --> Four different record holders. Arike Ogunbowale became Notre Dame’s all-time scoring leader on Feb. 21 vs Duke. The senior surpassed Skylar Diggins-Smith’s record of 2,357 career points. In addition, Ogunbowale was just 1-of-5 Irish greats to score over 2,000 points, joining Ruth Riley, Katryna Gaither, Beth (Morgan) Cunningham and of course Skylar Diggins-Smith. Ogunbowale ultimately finished with 2,626 career points, which ranked third all-time in the ACC.

On March 9 in the ACC Semis vs Syracuse, Marina Mabrey became Notre Dame’s made three-pointers record holder. Mabrey went 4-for-9 from deep, surpassing Alicia Ratay (262). The senior finished with 274 career made threes, which ranks eighth all-time in the ACC.

Next, on March 25 vs Michigan State, Brianna Turner became the new rebounding leader at Notre Dame, surpassing Ruth Riley’s mark of 1,007. Turner finished with 1,048 rebounds.

However, Turner wasn’t done there, becoming the program’s new blocks leader on the game-clinching play of the National Semifinal vs. UConn. Turner surpassed Ruth Riley’s 370 mark to finish with 372 --> third all-time in the ACC.

*Honorable Mention to Jessica Shepard, who after two years with the Irish, posted a 9.2 career rebounding average. That number qualifies for first all-time.

A 30-WIN CAMPAIGN

Notre Dame wrapped the 2018-19 year with a 35-4 overall record, marking the program’s ninth consecutive 30-win season and 11th in school history. Nationally, only UConn has a longer active streak of 30-win seasons at 14, while Baylor matches the Irish with a streak that began in 2010-11.

ACC CHAMPS

Notre Dame earned its sixth straight ACC regular season title and eighth straight conference regular season title when dating back to the final two years of the Big East. The six consecutive regular season titles tie the all-time mark set by Virginia from 1991-96.

In addition, the eight in a row marks the second highest

active streak in the country, only behind nine from Baylor. Green Bay lost its streak of 20 to Wright State this season in the Horizon League.

PROTECTING THE HOUSE

Purcell Pavilion continues to be one of the toughest venues to play in women’s hoops. Over the last 112 games at home, the Irish have only lost three times, with all three coming against UConn.

Notre Dame is 482-93 all-time inside Purcell Pavilion. The Irish have sold out Purcell Pavilion 56 times and boasts a 46-10 record in those instances.

Most notably, however, has been how dominant the Irish have been in league play at home. Notre Dame has won a school-record 58 consecutive home conference games, beginning with a 66-47 win over Providence on Feb. 14, 2012, in BIG EAST play.



Leading Scorer

Kate Gilbert	1 (1)
Sam Brunelle	1 (1)

Leading Rebounder

Destinee Walker	1 (1)
-----------------	-------

Leader in Assists

Marta Snizek	1 (1)
Abby Prohaska	0 (1)

20-Point Scoring Games

Opponents	0
Notre Dame	0

30-Point Scoring Games

Opponents	0
Notre Dame	0

Tip-Offs Controlled

Opponents	0
Notre Dame	1
Mikayla Vaughn	1-1

First Score

Opponents	1
Notre Dame	0

Runs of 10 or Better

Opponents	0
Notre Dame	1

Largest Halftime Lead

12 at Fordham, 11/5/19

Largest Halftime Deficit

N/A

Largest Lead

15 at Fordham (3:50 in 2Q), 11/5/19

Largest Deficit

2 at Fordham (9:29 in 1Q), 11/5/19

Largest Deficit Overcome to Win

2 at Fordham (1st Q, 1:53, 14-12), 11/5/19

Largest Lead Given Out in Loss

N/A

Most Consecutive Points

17 at Fordham, 11/5/19

Most Consecutive Points (Opponent)

8 at Fordham, 11/5/19

Double-Figure Points

Player	2019-20	Career
Katlyn Gilbert	1	2
Sam Brunelle	1	1
Anaya Peoples	1	1
Destinee Walker	1	41
Mikayla Vaughn	0	4

Double-Figure Rebounds

Player	2019-20	Career
Destinee Walker	1	2
Mikayla Vaughn	0	1

5-5-5 Games

(aka "Stat Sheet Stuffers")

Player	2019-20	Career
Marta Snizek	0	6
Destinee Walker	0	1

Double-Doubles

Player	2019-20	Career
Destinee Walker	1	2

Triple-Doubles

Player	2019-20	Career
--------	---------	--------

Season Point Totals

Date	Opp.	Paint	OffTO	2ndCh	FBreak	Bench
11/5	Fordham	32/22	14/13	14/9	9/3	16/8

*Notre Dame is listed first in each column

Points in the Paint

	Total	Average
Notre Dame	32	32.0
Opponents	22	22.0

Points Off Turnovers

	Total	Average
Notre Dame	14	14.0
Opponents	13	13.0

Second Chance Points

	Total	Average
Notre Dame	14	14.0
Opponents	9	9.0

Fast Break Points

	Total	Average
Notre Dame	9	9.0
Opponents	3	3.0

Bench Scoring

	Total	Average
Notre Dame	16	16.0
Opponents	8	8.0



KATIE COLE

2

5-10 // SENIOR // GUARD

TOLEDO, OHIO

SYLVANIA NORTHVIEW

SEASON BESTS

Pts: 5 (at Fordham, 11/5/19)
 Rebs: 4 (vs Virginia, 3/2/18)
 FGM: 2, 2x (last at Wake Forest, 12/31/17)
 FGA: 4 (vs Mount, 11/11/17)
 3FGM: 1, 6x (last vs CSUN, 3/16/18)
 3FGA: 2, 3x (last vs UNC, 2/1/18)
 FTM: 1 (at Pitt, 1/25/18)
 FTA: 3 (at Pitt, 1/25/18)
 Ast: 1, 2x (last vs NC State, 2/25/18)
 Blk: 1, 3x (last vs Virginia, 3/2/18)
 Stl: 2 (vs CSUN, 3/16/18)
 Min: 5 (at Fordham, 11/5/19)

CAREER BESTS

Pts: 5, 2x (last at Wake Forest, 12/31/17)
 Rebs: 4 (vs Virginia, 3/2/18)
 FGM: 2, 2x (last at Wake Forest, 12/31/17)
 FGA: 4 (vs Mount, 11/11/17)
 3FGM: 1, 6x (last vs CSUN, 3/16/18)
 3FGA: 2, 3x (last vs UNC, 2/1/18)
 FTM: 1 (at Pitt, 1/25/18)
 FTA: 3 (at Pitt, 1/25/18)
 Ast: 1, 2x (last vs NC State, 2/25/18)
 Blk: 1, 3x (last vs Virginia, 3/2/18)
 Stl: 2 (vs CSUN, 3/16/18)
 Min: 12, 2x (last vs Villanova, 3/18/18)

SEASON

0..... Double-Figure Scoring.....0

CAREER

UPDATE

- Saw five minutes of action in the season opener at Fordham. Marked her first appearance since her sophomore campaign.
- Awarded a scholarship for her senior season.
- Sat out her junior season due to a knee injury.

SOPHOMORE SEASON (2017-18)

- 1-of-3 walk-ons to make the 2017-18 roster.
- Made 23 appearances, averaging 1.3 points and 5.2 minutes.
- Played a season high 12 minutes in back-to-back games for the 1st & 2nd Round of the tournament.
- Talled her sixth three-pointer on the year vs CSUN on March 16. Cole shot 6-of-17 from beyond the arc (.353) on the year.
- Recorded one of her most complete games of the season, tallying a season high four rebounds to go with two points, one block and one steal vs Virginia in ACC Quarterfinal on March 2.
- Four points on a made three-pointer and free-throw, with one rebound, in eight minutes at Pitt on Jan. 25.
- Collected her first career rebound and block at Georgia Tech on Jan. 7.
- In four minutes of play at Wake Forest on Dec. 31, Cole went 2-for-2 from the field, including one trey, to tie her career best of five points.
- In her home state in front of her old high school team, Cole knocked down a three in her lone shot of the game in two minutes at Michigan on Nov. 29.
- Played 9 minutes vs ETSU on Nov. 24, recording her first collegiate assist and taking her first charge.
- Made her collegiate debut vs Mount St. Mary's on Nov. 11, scoring five points on 2-of-4 shooting, including a 1-for-1 day from three-point range. Also picked up her first career steal.

2019-20 GAME-BY-GAME STATISTICS

Date	Opponent	GS	MIN	FG-A	3P-A	FT-A	RB	PF	A	TO	ST	BL	PTS
11/5	@ Fordham	5		0-0	0-0	0-0	0-0-0	0	0	0	0	0	0
11/8	Loyola MD												
11/11	Tennessee												
11/14	Michigan St												
11/20	Toledo												
11/23	@ Michigan												
11/28	vs FGCU												
11/29	vs South Dakota St												
11/30	vs USF												
12/4	Minnesota												
12/8	@ UConn												
12/11	DePaul												
12/29	Clemson												
1/2	@ Pittsburgh												
1/5	@ Syracuse												
1/9	Boston College												
1/12	NC State												
1/16	@ Duke												
1/19	Miami												
1/26	@ Virginia												
1/30	Louisville												
2/2	@ Georgia Tech												
2/6	@ Wake Forest												
2/9	Pittsburgh												
2/13	@ Boston College												
2/16	@ Louisville												
2/20	Virginia Tech												
2/23	Syracuse												
2/27	UNC												
3/1	@ Florida St												

COLE'S OVERALL CAREER STATISTICS

SEASON	GP	GS	MIN	AVG	FG	FGA	FG%	3FG	FGA	3FG%	FT	FTA	FT%	OFF	DEF	TOT	AVG	PF	FO	AST	TO	BLK	STL	PTS	AVG
2017-18	24	0	120	5.0	11	28	.393	6	17	.353	1	3	.333	5	11	16	0.7	11	0	2	9	3	6	29	1.2
2019-20	1	0	5	4.9	0	0	.000	0	0	.000	0	0	.000	0	0	0	0.0	0	0	0	0	0	0	0	0.0
TOTAL	25	0	125	5.0	11	28	.393	6	17	.353	1	3	.333	5	11	16	0.6	11	0	2	9	3	6	29	1.2



MAGGIE MURDOCK

3

5-8 // SOPHOMORE // GUARD

GLENCOE, ILLINOIS

NEW TRIER

SEASON BESTS

Pts:
Rebs:
FGM:
FGA:
3FGM:
3FGA:
FTM:
FTA:
Ast:
Blk:
Stl:
Min:

CAREER BESTS

Pts:
Rebs:
FGM:
FGA:
3FGM:
3FGA:
FTM:
FTA:
Ast:
Blk:
Stl:
Min:

UPDATE

- Attended New Trier High School
- Lettered three years in basketball with the Trevians playing both at the point and shooting guard positions
- Senior year – the team went 24-6 on their way to a regional championship // Junior year – went 18-11 // Sophomore year – 26-5 with a regional championship
- 2018 CSL South Player of the Year // 2018 IBCA 4A All-State Honorable Mention // 2018 Team 22 All-Area Team Honorable Mention // 2018 Daily NorthShore.com Best Long-Range Shooter
- 2018 Team captain
- 2018 three-point shooting state finalist
- Averaged 9.4 ppg, 2.4 apg, 3.0 rpg and 2.0 spg her senior year. Also shot 40.6 percent from the field and 41.0 percent from three. Shot 73.2 percent from the free-throw line
- Lettered one year in volleyball – played setter
- Four-year honor roll recipient
- 2018 Illinois State Scholar
- 2018 Outstanding Student of Mathematics
- Her uncle, Dennis Carroll, played basketball and tennis at Notre Dame
- Majoring in Mathematics
- Played on the Notre Dame Club Basketball squad her freshman year – Nationals qualifier

2019-20 GAME-BY-GAME STATISTICS

Date	Opponent	GS	MIN	FG-A	3P-A	FT-A	RB	PF	A	TO	ST	BL	PTS
11/5	@ Fordham												DNP
11/8	Loyola MD												
11/11	Tennessee												
11/14	Michigan St												
11/20	Toledo												
11/23	@ Michigan												
11/28	vs FGCU												
11/29	vs South Dakota St												
11/30	vs USF												
12/4	Minnesota												
12/8	@ UConn												
12/11	DePaul												
12/29	Clemson												
1/2	@ Pittsburgh												
1/5	@ Syracuse												
1/9	Boston College												
1/12	NC State												
1/16	@ Duke												
1/19	Miami												
1/26	@ Virginia												
1/30	Louisville												
2/2	@ Georgia Tech												
2/6	@ Wake Forest												
2/9	Pittsburgh												
2/13	@ Boston College												
2/16	@ Louisville												
2/20	Virginia Tech												
2/23	Syracuse												
2/27	UNC												
3/1	@ Florida St												

MURDOCK'S OVERALL CAREER STATISTICS



CATE MURDOCK

5

5-8 // SOPHOMORE // GUARD

GLENCOE, ILLINOIS

NEW TRIER

SEASON BESTS

Pts:
Rebs:
FGM:
FGA:
3FGM:
3FGA:
FTM:
FTA:
Ast:
Blk:
Stl:
Min:

CAREER BESTS

Pts:
Rebs:
FGM:
FGA:
3FGM:
3FGA:
FTM:
FTA:
Ast:
Blk:
Stl:
Min:

UPDATE

- Attended New Trier High School
- Lettered three years in basketball with the Trevians playing both at the point and shooting guard positions
- Senior year – the team went 24-6 on their way to a regional championship // Junior year – went 18-11 // Sophomore year – 26-5 with a regional championship
- Two-time CSL South All-Conference
- Team 22 All-Area First Team her senior year
- IBCA 4A All-State Honorable Mention her senior year
- 2018 Daily NorthShore.com Best off the Dribble
- 2018 team captain
- 2017 three-point shooting state finalist
- Averaged 10.9 ppg, 2.9 apg, 3.8 rpg and 2.0 spg her senior year. Also shot 44.5 percent from the field and 36.3 percent from three.
- Four-year honor roll recipient
- 2018 Illinois State Scholar
- Her uncle, Dennis Carroll, played basketball and tennis at Notre Dame
- Majoring in Mathematics
- Played on the Notre Dame Club Basketball squad her freshman year – Nationals qualifier and MVP of the Regionals tournament in 2019

2019-20 GAME-BY-GAME STATISTICS

Date	Opponent	GS	MIN	FG-A	3P-A	FT-A	RB	PF	A	TO	ST	BL	PTS
11/5	@ Fordham												DNP
11/8	Loyola MD												
11/11	Tennessee												
11/14	Michigan St												
11/20	Toledo												
11/23	@ Michigan												
11/28	vs FGCU												
11/29	vs South Dakota St												
11/30	vs USF												
12/4	Minnesota												
12/8	@ UConn												
12/11	DePaul												
12/29	Clemson												
1/2	@ Pittsburgh												
1/5	@ Syracuse												
1/9	Boston College												
1/12	NC State												
1/16	@ Duke												
1/19	Miami												
1/26	@ Virginia												
1/30	Louisville												
2/2	@ Georgia Tech												
2/6	@ Wake Forest												
2/9	Pittsburgh												
2/13	@ Boston College												
2/16	@ Louisville												
2/20	Virginia Tech												
2/23	Syracuse												
2/27	UNC												
3/1	@ Florida St												

MURDOCK'S OVERALL CAREER STATISTICS



KATLYN GILBERT

10

5-10 // SOPHOMORE // GUARD

INDIANAPOLIS, INDIANA

HERITAGE CHRISTIAN

UPDATE

• In her first game back since Nov. 29, 2018, Gilbert shone bright, matching her career high in points with 14 on a 5-for-9 shooting effort, including a 4-for-9 night at the free-throw line. Gilbert also matched her career high in rebounds with five.

• Last season, Gilbert separated her right shoulder in win over No. 14 Iowa (11/29). Had surgery to repair damage in shoulder and will be out for the remainder of the season.

SEASON BESTS

Pts: 14 (at Fordham, 11/5/19)
Rebs: 5 (at Fordham, 11/5/19)
FGM: 5 (at Fordham, 11/5/19)
FGA: 9 (at Fordham, 11/5/19)
3FGM:
3FGA:
FTM: 4 (at Fordham, 11/5/19)
FTA: 9 (at Fordham, 11/5/19)
Ast:
Blk: 1 (at Fordham, 11/5/19)
Stl: 2 (at Fordham, 11/5/19)
Min: 30 (at Fordham, 11/5/19)

CAREER BESTS

Pts: 14, 2x (last at Fordham, 11/5/19)
Rebs: 5, 2x (last at Fordham, 11/5/19)
FGM: 5, 2x (last at Fordham, 11/5/19)
FGA: 9 (at Fordham, 11/5/19)
3FGM:
3FGA: 1, 4x (last vs Oregon St, 11/24/18)
FTM: 4, 2x (last at Fordham, 11/5/19)
FTA: 9 (at Fordham, 11/5/19)
Ast: 1, 2x (last vs Oregon St, 11/24/18)
Blk: 1, 2x (last at Fordham, 11/5/19)
Stl: 4 (vs Drake, 11/23/18)
Min: 33 (vs vs Gonzaga, 11/22/18)

SEASON

1..... Double-Figure Scoring.....2

CAREER

KEY STATISTICS

POINTS FG% REBOUNDS DOUBLE-DOUBLES

2019-20 GAME-BY-GAME STATISTICS

Date	Opponent	GS	MIN	FG-A	3P-A	FT-A	RB	PF	A	TO	ST	BL	PTS
11/5	@ Fordham		30	5-9	0-0	4-9	2-3-5	1	0	3	2	1	14
11/8	Loyola MD												
11/11	Tennessee												
11/14	Michigan St												
11/20	Toledo												
11/23	@ Michigan												
11/28	vs FGCU												
11/29	vs South Dakota St												
11/30	vs USF												
12/4	Minnesota												
12/8	@ UConn												
12/11	DePaul												
12/29	Clemson												
1/2	@ Pittsburgh												
1/5	@ Syracuse												
1/9	Boston College												
1/12	NC State												
1/16	@ Duke												
1/19	Miami												
1/26	@ Virginia												
1/30	Louisville												
2/2	@ Georgia Tech												
2/6	@ Wake Forest												
2/9	Pittsburgh												
2/13	@ Boston College												
2/16	@ Louisville												
2/20	Virginia Tech												
2/23	Syracuse												
2/27	UNC												
3/1	@ Florida St												

GILBERT'S OVERALL CAREER STATISTICS

SEASON	GP-GS	MIN/AVG	FG-FGA	FG%	3FG-FGA	3FG%	FT-FTA	FT%	OFF	DEF	TOT	AVG	PF	FO	AST	TO	BLK	STL	PTS	AVG
2018-19	7-0	111/15.9	9-20	.450	1-5	.200	6-8	.750	4	11	15	2.1	11	0	2	8	1	6	25	3.6
2019-20	1-0	30/30.0	5-9	.556	0-0	.000	4-9	.444	2	3	5	5.0	1	0	0	3	1	2	14	14.0
TOTAL	8-0	141/17.7	14-29	.483	1-5	.200	10-17	.588	6	14	20	2.5	12	0	2	11	2	8	39	4.9



ABBY PROHASKA 12

5-10 // SOPHOMORE // GUARD

LIBERTY TOWNSHIP, OHIO

LAKOTA WEST

SEASON BESTS

Pts:
Rebs:
FGM:
FGA:
3FGM:
3FGA:
FTM:
FTA:
Ast:
Blk:
Stl:
Min:

CAREER BESTS

Pts: 6, 2x (last vs FSU, 2/10/19)
Rebs: 5, 2x (last vs FSU, 2/10/19)
FGM: 3 (vs FSU, 2/10/19)
FGA: 5 (vs Duke, 2/21/19)
3FGM: 1, 2x (last vs Syracuse, 3/9/19)
3FGA: 2 (vs Syracuse, 3/9/19)
FTM: 4 (vs Harvard, 11/9/18)
FTA: 4, 2x (last at Boston College, 2/13/19)
Ast: 4, 2x (last vs WKU, 12/19/18)
Blk: 1 (vs Iowa, 11/29/18)
Stl: 4, 2x (last at Virginia Tech, 1/16/19)
Min: 30 (vs Drake, 11/23/18)

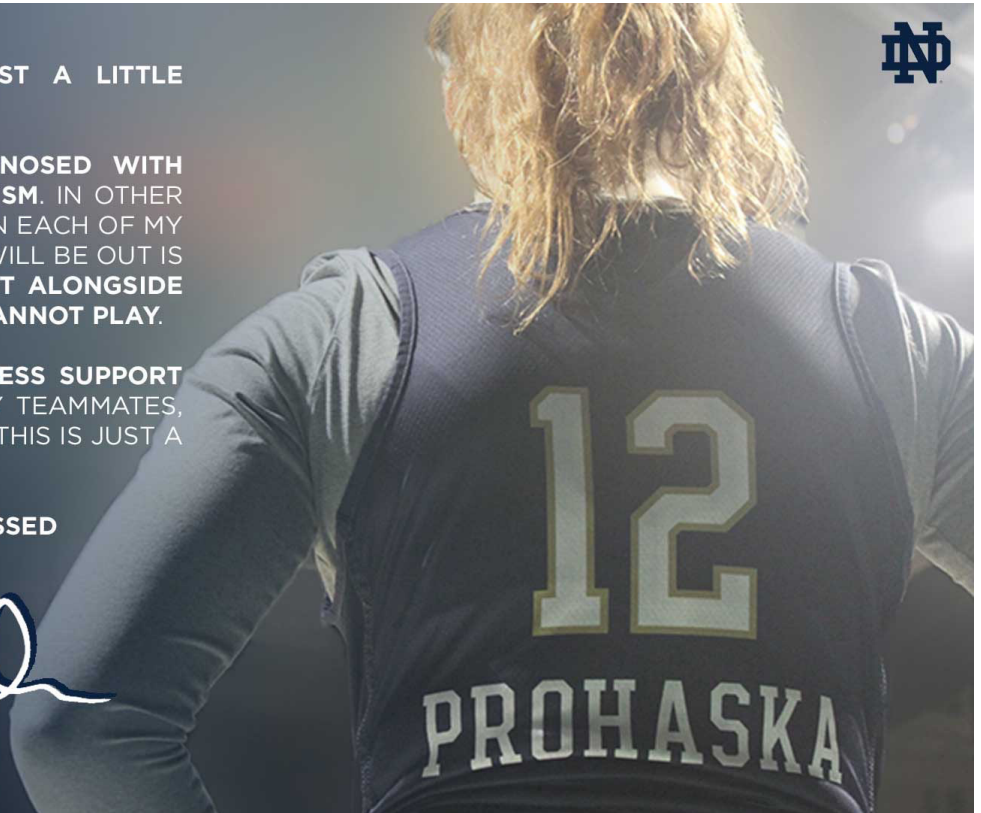
I AM APPROACHING THIS POST A LITTLE DIFFERENTLY TODAY...

RECENTLY, I HAVE BEEN **DIAGNOSED WITH BILATERAL PULMONARY EMBOLISM**. IN OTHER WORDS, I HAVE A BLOOD CLOT IN EACH OF MY LUNGS. THE AMOUNT OF TIME I WILL BE OUT IS INDEFINITE, BUT I WILL BE **RIGHT ALONGSIDE THIS TEAM FOR EVERY GAME I CANNOT PLAY**.

I AM THANKFUL FOR THE **ENDLESS SUPPORT** AND LOVE FROM MY FAMILY, MY TEAMMATES, MY COACHES, AND MY FRIENDS. THIS IS JUST A BUMP IN THE ROAD.

#SEETHEFUTURE #BLESSED

Abby Prohaska



PROHASKA'S OVERALL CAREER STATISTICS

SEASON	GP-GS	MIN/AVG	FG-FGA	FG%	3FG-FGA	3FG%	FT-FTA	FT%	OFF	DEF	TOT	AVG	PF	FO	AST	TO	BLK	STL	PTS	AVG
2018-19	38-3	547/14.4	18-49	.367	2-7	.286	20-26	.769	25	44	69	1.8	58	0	43	30	1	30	58	1.5
TOTAL	38-3	547/14.4	18-49	.367	2-7	.286	20-26	.769	25	44	69	1.8	58	0	43	30	1	30	58	1.5



MARTA SNIEZEK

13

5-8 // GRADUATE // GUARD

MCLEAN, VIRGINIA

STANFORD // NATIONAL CATHEDRAL

UPDATE

• In her debut with the Irish, Sniezek started at the point and dished out six assists to go with her three steals.

AT STANFORD

- Pac-12 All-Defensive Honorable Mention junior year.
- Led Stanford in assists in 26 games her junior year.
- Handed out 75 assists against just 28 turnovers in the final 16 games of her sophomore year.
- Averaged 5.6 assists in the NCAA Tournament her sophomore year, sixth-best among players that advanced past the first weekend.
- Had a game-high eight assists and no turnovers in Stanford's Elite Eight comeback against No. 2 Notre Dame (3/26).
- Pac-12 All-Freshman Honorable Mention
- Became the eighth Stanford freshman to reach 100 assists (109)

SEASON BESTS

Pts: 1 (at Fordham, 11/5/19)
Rebs: 4 (at Fordham, 11/5/19)
FGM: 3 (at Fordham, 11/5/19)
3FGM: 3 (at Fordham, 11/5/19)
3FGA: 3 (at Fordham, 11/5/19)
FTM: 1 (at Fordham, 11/5/19)
FTA: 2 (at Fordham, 11/5/19)
Ast: 6 (at Fordham, 11/5/19)
Blk: 3 (at Fordham, 11/5/19)
Stl: 3 (at Fordham, 11/5/19)
Min: 38 (at Fordham, 11/5/19)

CAREER BESTS

Pts: 13, 2x (last at Washington, 2/23/18)
Rebs: 10 (vs USC, 12/31/17)
FGM: 5, 2x (last vs Arizona St, 1/26/18)
FGA: 12 (vs Belmont, 11/24/17)
3FGM: 3, 2x (last vs Utah, 2/9/18)
3FGA: 8 (vs Belmont, 11/24/17)
FTM: 6, 2x (last vs USC, 3/2/18)
FTA: 9 (vs Tennessee, 12/16/15)
Ast: 13 (vs Washington, 3/4/16)
Blk: 1, 7x (last vs Oregon, 3/4/18)
Stl: 6 (vs Oregon St, 1/8/17)
Min: 40 (vs UCLA, 12/29/17)

SEASON

0 Double-Figure Scoring.....9
0 Double-Figure Rebounds.....1

CAREER

KEY STATISTICS

POINTS FG% REBOUNDS DOUBLE-DOUBLES

2019-20 GAME-BY-GAME STATISTICS

Date	Opponent	GS	MIN	FG-A	3P-A	FT-A	RB	PF	A	TO	ST	BL	PTS
11/5	@ Fordham	*	38	0-3	0-0	1-2	0-4-4	0	6	5	3	0	1
11/8	Loyola MD												
11/11	Tennessee												
11/14	Michigan St												
11/20	Toledo												
11/23	@ Michigan												
11/28	vs FGCU												
11/29	vs South Dakota St												
11/30	vs USF												
12/4	Minnesota												
12/8	@ UConn												
12/11	DePaul												
12/29	Clemson												
1/2	@ Pittsburgh												
1/5	@ Syracuse												
1/9	Boston College												
1/12	NC State												
1/16	@ Duke												
1/19	Miami												
1/26	@ Virginia												
1/30	Louisville												
2/2	@ Georgia Tech												
2/6	@ Wake Forest												
2/9	Pittsburgh												
2/13	@ Boston College												
2/16	@ Louisville												
2/20	Virginia Tech												
2/23	Syracuse												
2/27	UNC												
3/1	@ Florida St												

SNIEZEK'S OVERALL CAREER STATISTICS

SEASON	GP-GS	MIN/AVG	FG-FGA	FG%	3FG-FGA	3FG%	FT-FTA	FT%	OFF	DEF	TOT	AVG	PF	FO	AST	TO	BLK	STL	PTS	AVG
2015-16	35-9	656/18.7	35-99	.354	4-17	.235	28-42	.667	8	48	56	1.6	27	0	109	63	1	21	102	2.9
2016-17	38-9	948/24.9	56-149	.376	6-20	.300	54-75	.720	6	100	106	2.8	64	0	169	93	3	51	172	4.5
2017-18	35-32	971/27.7	56-156	.359	20-59	.339	61-90	.678	7	115	122	3.5	68	1	150	78	3	38	193	5.5
2019-20	1-1	38/38.3	0-3	.000	0-0	.000	1-2	.500	0	4	4	4.0	0	0	6	5	0	3	1	1.0
TOTAL	109-51	2613/24.0	147-407	.361	30-96	.313	144-209	.689	21	267	288	2.6	159	1	434	239	7	113	468	4.3



NICOLE BENZ

20

5-8 // JUNIOR // GUARD

VALENCIA, CALIF.

WILLIAM S. HART

SEASON BESTS

Pts:
Rebs:
FGM:
FGA:
3FGM:
3FGA:
FTM:
FTA:
Ast:
Blk:
Stl:
Min:

CAREER BESTS

Pts: 3 (vs UNC, 2/1/18)
Rebs: 3 (vs Harvard, 11/9/18)
FGM: 1, 4x (last vs Virginia, 3/3/19)
FGA: 2, 7x (last vs Virginia, 3/3/19)
3FGM: 1 (vs UNC, 2/1/18)
3FGA: 2, 2x (last vs Villanova, 3/18/18)
FTM: 2 (vs Harvard, 11/9/18)
FTA: 2 (vs Harvard, 11/9/18)
Ast: 1, 2x (last at Marquette, 12/22/18)
Blk:
Stl:
Min: 10 (vs Binghamton, 12/16/18)

UPDATE


- Was the third walk-on for the Irish for the 2017-18 championship season, where she made 13 appearances on the year.
- Started the 2018-19 season as a student-manager before receiving the call-up once again right before the season opener.
- Officially surpassed the amount of games she played in last season with 23 appearances this year. Has averaged 3.1 minutes.
- Recipient of the Elite 90 award - which recognizes the student-athlete with the highest GPA at a championship event.
- Reeled in a rebound vs MSU in the Second Round on March 25.
- Notched her first collegiate assist vs WKU on Dec. 19.
- Played a career high 10 minutes vs Binghamton (12/16), where she reeled in 2 rebounds.
- Recorded her 2nd career field goal at No. 15 DePaul on Nov. 17, 3rd vs No. 14 Iowa on Nov. 29 and 4th vs Virginia on March 3.
- Made her first pair of collegiate free throws in the season opener vs Harvard on Nov. 9. Also reeled in a career high three rebounds.

2019-20 GAME-BY-GAME STATISTICS

Date	Opponent	GS	MIN	FG-A	3P-A	FT-A	RB	PF	A	TO	ST	BL	PTS
11/5	@ Fordham		DNP										
11/8	Loyola MD												
11/11	Tennessee												
11/14	Michigan St												
11/20	Toledo												
11/23	@ Michigan												
11/28	vs FGCU												
11/29	vs South Dakota St												
11/30	vs USF												
12/4	Minnesota												
12/8	@ UConn												
12/11	DePaul												
12/29	Clemson												
1/2	@ Pittsburgh												
1/5	@ Syracuse												
1/9	Boston College												
1/12	NC State												
1/16	@ Duke												
1/19	Miami												
1/26	@ Virginia												
1/30	Louisville												
2/2	@ Georgia Tech												
2/6	@ Wake Forest												
2/9	Pittsburgh												
2/13	@ Boston College												
2/16	@ Louisville												
2/20	Virginia Tech												
2/23	Syracuse												
2/27	UNC												
3/1	@ Florida St												

BENZ'S OVERALL CAREER STATISTICS

SEASON	GP-GS	MIN/AVG	FG-FGA	FG%	3FG-FGA	3FG%	FT-FTA	FT%	OFF	DEF	TOT	AVG	PF	FO	AST	TO	BLK	STL	PTS	AVG
2017-18	13-0	27/2.1	1-7	.143	1-7	.143	0-0	.000	3	6	9	0.7	1	0	0	1	0	0	3	0.2
2018-19	23-0	72/3.1	3-15	.200	0-7	.000	2-2	1.000	2	14	16	0.7	3	0	2	3	0	0	8	0.3
TOTAL	36-0	99/2.8	4-22	.182	1-14	.071	2-2	1.000	5	20	25	0.7	4	0	2	4	0	0	11	0.3



ANAYA PEOPLES 21

5-10 // FRESHMAN // GUARD

DANVILLE, ILLINOIS

SCHLARMAN

SEASON BESTS

Pts: 11 (at Fordham, 11/5/19)
 Rebs: 7 (at Fordham, 11/5/19)
 FGM: 3 (at Fordham, 11/5/19)
 FGA: 9 (at Fordham, 11/5/19)
 3FGM: 1 (at Fordham, 11/5/19)
 3FGA: 5 (at Fordham, 11/5/19)
 FTM: 9 (at Fordham, 11/5/19)
 Ast: 1 (at Fordham, 11/5/19)
 Blk:
 Stl: 1 (at Fordham, 11/5/19)
 Min: 24 (at Fordham, 11/5/19)

CAREER BESTS

Pts: 11 (at Fordham, 11/5/19)
 Rebs: 7 (at Fordham, 11/5/19)
 FGM: 3 (at Fordham, 11/5/19)
 FGA: 9 (at Fordham, 11/5/19)
 3FGM: 1 (at Fordham, 11/5/19)
 3FGA: 5 (at Fordham, 11/5/19)
 FTM: 9 (at Fordham, 11/5/19)
 Ast: 1 (at Fordham, 11/5/19)
 Blk:
 Stl: 1 (at Fordham, 11/5/19)
 Min: 24 (at Fordham, 11/5/19)

KEY STATISTICS

POINTS ASSISTS FREE THROWS MADE STEALS

SEASON

1..... Double-Figure Scoring..... 1

CAREER

2019-20 GAME-BY-GAME STATISTICS

Date	Opponent	GS	MIN	FG-A	3P-A	FT-A	RB	PF	A	TO	ST	BL	PTS
11/5	@ Fordham	*	24	3-9	0-1	5-9	3-4-7	3	1	1	1	0	11
11/8	Loyola MD												
11/11	Tennessee												
11/14	Michigan St												
11/20	Toledo												
11/23	@ Michigan												
11/28	vs FGCU												
11/29	vs South Dakota St												
11/30	vs USF												
12/4	Minnesota												
12/8	@ UConn												
12/11	DePaul												
12/29	Clemson												
1/2	@ Pittsburgh												
1/5	@ Syracuse												
1/9	Boston College												
1/12	NC State												
1/16	@ Duke												
1/19	Miami												
1/26	@ Virginia												
1/30	Louisville												
2/2	@ Georgia Tech												
2/6	@ Wake Forest												
2/9	Pittsburgh												
2/13	@ Boston College												
2/16	@ Louisville												
2/20	Virginia Tech												
2/23	Syracuse												
2/27	UNC												
3/1	@ Florida St												

UPDATE

• Tallied 11 points & 7 rebounds in her Irish debut at Fordham. Peoples scored seven of her points in the third quarter. The freshman then grabbed a critical offensive board off a missed free throw with nine seconds left, before returning to the line to ice the 60-55 win.

PREP

- Ranked No. 21 overall by espnW in Class of 2019 and No. 4 at her position.
- Attended Dan Schlarman High School where she played basketball under her father, Keith Peoples.
- Two-time Illinois Class 1A State champion (2018 & 2019).
- Finished her career with 2,086 points.
- 2019 McDonald's All-American Team
- Tied for most points on the West Team with 11.
- 2019 Jordan Brand Classic member.
- 2019 WCIA3 Sports Girls Basketball Player of the Year.
- IBCA 1A/2A All-State in 2016, 2017 and 2018
- 2018 Naismith All-America honorable mention.
- 2018 USA Today All-Illinois Player of the Year and First Team.
- Guided Schlarman to a 33-2 record and back-to-back state titles as a senior. Averaged 18.8 ppg, 7.9 rpg and 3.7 apg.
- Averaged 16.9 ppg, 6.7 rpg and 4.7 spg as a junior. Helped team to a 1A state title.

TEAM USA

- Won the gold medal at the 2018 FIBA Americas with the U18 USA team.
- Started in two of six games and averaged 5.3 ppg and 3.7 rpg, and tied for a team high with 3.0 apg, helping USA to a 6-0 record and the gold medal in Mexico City.

PEOPLES' OVERALL CAREER STATISTICS

SEASON	GP-GS	MIN/AVG	FG-FGA	FG%	3FG-FGA	3FG%	FT-FTA	FT%	OFF	DEF	TOT	AVG	PF	FO	AST	TO	BLK	STL	PTS	AVG
2019-20	1-1	24/24.1	3-9	.333	0-1	.000	5-9	.556	3	4	7	7.0	3	0	1	1	0	1	11	11.0
TOTAL	1-1	24/24.1	3-9	.333	0-1	.000	5-9	.556	3	4	7	7.0	3	0	1	1	0	1	11	11.0



DANIELLE COSGROVE 22

6-4 // SOPHOMORE // FORWARD

HOLBROOK, N.Y.

SACHEM EAST

SEASON BESTS

Pts: 2 (at Fordham, 11/5/19)
 Rebs: 2 (at Fordham, 11/5/19)
 FGM: 1 (at Fordham, 11/5/19)
 FGA: 4 (at Fordham, 11/5/19)
 3FGM: 1 (at Fordham, 11/5/19)
 3FGA: 1 (at Fordham, 11/5/19)
 FTM: 1 (at Fordham, 11/5/19)
 FTA: 1 (at Fordham, 11/5/19)
 Ast: 1 (at Fordham, 11/5/19)
 Blk: 1 (at Fordham, 11/5/19)
 Stl: 1 (at Fordham, 11/5/19)
 Min: 12 (at Fordham, 11/5/19)

CAREER BESTS

Pts: 6 (vs Binghamton, 12/16/18)
 Rebs: 3 (vs Binghamton, 12/16/18)
 FGM: 2, 4x (last vs Wake Forest, 1/13/19)
 FGA: 5, 2x (last vs Binghamton, 12/16/18)
 3FGM: 2 (vs Binghamton, 12/16/18)
 3FGA: 4, 2x (last vs Binghamton, 12/16/18)
 FTM: 1 (vs Binghamton, 12/16/18)
 FTA: 2 (vs WKU, 12/19/18)
 Ast: 3 (vs WKU, 12/19/18)
 Stl: 1 (vs Binghamton, 12/16/18)
 Min: 13 (vs Binghamton, 12/16/18)

KEY STATISTICS

POINTS ASSISTS FREE THROWS MADE STEALS

UPDATE

• Opened the season in Fordham, less than an hour away from her hometown. Collected two points, one block and two boards.

SEASON

0..... Double-Figure Scoring.....0

CAREER

2019-20 GAME-BY-GAME STATISTICS

Date	Opponent	GS	MIN	FG-A	3P-A	FT-A	RB	PF	A	TO	ST	BL	PTS
11/5	@ Fordham	12	1-4	0-1	0-0	0-2-2	0	0	3	0	1	2	
11/8	Loyola MD												
11/11	Tennessee												
11/14	Michigan St												
11/20	Toledo												
11/23	@ Michigan												
11/28	vs FGCU												
11/29	vs South Dakota St												
11/30	vs USF												
12/4	Minnesota												
12/8	@ UConn												
12/11	DePaul												
12/29	Clemson												
1/2	@ Pittsburgh												
1/5	@ Syracuse												
1/9	Boston College												
1/12	NC State												
1/16	@ Duke												
1/19	Miami												
1/26	@ Virginia												
1/30	Louisville												
2/2	@ Georgia Tech												
2/6	@ Wake Forest												
2/9	Pittsburgh												
2/13	@ Boston College												
2/16	@ Louisville												
2/20	Virginia Tech												
2/23	Syracuse												
2/27	UNC												
3/1	@ Florida St												

COSGROVE'S OVERALL CAREER STATISTICS

SEASON	GP-GS	MIN/AVG	FG-FGA	FG%	3FG-FGA	3FG%	FT-FTA	FT%	OFF	DEF	TOT	AVG	PF	FO	AST	TO	BLK	STL	PTS	AVG
2018-19	27-0	132/4.9	14-48	.292	9-35	.257	0-0	.000	4	14	18	0.7	14	0	5	8	6	1	37	1.4
2019-20	1-0	12/11.7	1-4	.250	0-1	.000	0-0	.000	0	2	2	2.0	0	0	0	3	1	0	2	2.0
TOTAL	28-0	143/5.1	15-52	.289	9-36	.250	0-0	.000	4	16	20	0.7	14	0	5	11	7	1	39	1.4



DESTINEE WALKER 24

5-10 // GRADUATE // GUARD

ORLANDO, FLORIDA

NORTH CAROLINA // LAKE HIGHLAND

UPDATE

• In her Irish debut, Walker stepped up with a 10-point, 10-rebound, double-double in 38 minutes of play. The 10 boards tied her career high.

AT NORTH CAROLINA

SENIOR SEASON (2018-19)

• Played in a limited 39 minutes, spanning four games. Averaged 2.5 points.

JUNIOR SEASON (2017-18)

• Did not compete during the 2017-18 season

SOPHOMORE SEASON (2016-17)

• Averaged 12.4 points, 3.7 rebounds and 2.0 assists per game in her second season with the Tar Heels

• Scored in double figures on 12 occasions and led the team in scoring four times. Reached the 20-point scoring mark in four games

• Scored a season-high 25 points against Jacksonville

• Registered a 23-point effort at #17 Miami and scored 22 points at #18 Virginia Tech

• Missed the final 10 games of the season due to injury

• ACC Honor Roll selection.

FRESHMAN SEASON (2015-16)

• Named to the ACC All-Freshman Team // Earned ACC Rookie of the Week honors (11/23) // Named to the ACC All-Academic Team

• Averaged 13.9 points, 3.7 rebounds and 2.7 assists per game

• ACC Ranks: 1st in minutes played (37.3), 6th in free throw percentage (.813) and 16th in scoring (13.9 ppg)

• Scored in double figures in a team-leading 28 games

• Scored a career-high 32 points against Florida A&M, also registered a double-double against the Rattlers.

SEASON BESTS

Pts: 10 (at Fordham, 11/5/19)
Rebs: 10 (at Fordham, 11/5/19)
FGM: 3 (at Fordham, 11/5/19)
FGA: 9 (at Fordham, 11/5/19)
3FGM:
3FGA: 2 (at Fordham, 11/5/19)
FTM: 4 (at Fordham, 11/5/19)
FTA: 6 (at Fordham, 11/5/19)
Ast:
Blk:
Stl: 1 (at Fordham, 11/5/19)
Min: 38 (at Fordham, 11/5/19)

CAREER BESTS

Pts: 32 (vs Florida A&M, 11/17/15)
Rebs: 10, 2x (last at Fordham, 11/5/19)
FGM: 10, 2x (last vs Iona, 11/21/15)
FGA: 19, 2x (last at Virginia Tech, 1/2/17)
3FGM: 5, 2x (last vs Marshall, 12/7/16)
3FGA: 12 (vs Louisville, 2/4/16)
FTM: 10 (vs Florida A&M, 11/17/15)
FTA: 10, 2x (last vs Jacksonville, 12/20/16)
Ast: 6 (vs Pacific, 11/25/15)
Blk: 1, 3x (last vs NC State, 1/29/17)
Stl: 4 (vs Appalachian St, 12/12/15)
Min: 45 (vs Pitt, 3/2/16)

KEY STATISTICS

POINTS FG% REBOUNDS DOUBLE-DOUBLES

SEASON

1..... Double-Figure Scoring.....41
0..... 20-Point Games.....7
0..... 30-Point Games.....1
1..... Double-Doubles.....2
1..... Double-Figure Rebounds.....2


CAREER

2019-20 GAME-BY-GAME STATISTICS

Date	Opponent	GS	MIN	FG-A	3P-A	FT-A	RB	PF	A	TO	ST	BL	PTS
11/5	@ Fordham	*	38	3-9	0-2	4-6	3-7-10	2	0	1	1	0	10
11/8	Loyola MD												
11/11	Tennessee												
11/14	Michigan St												
11/20	Toledo												
11/23	@ Michigan												
11/28	vs FGCU												
11/29	vs South Dakota St												
11/30	vs USF												
12/4	Minnesota												
12/8	@ UConn												
12/11	DePaul												
12/29	Clemson												
1/2	@ Pittsburgh												
1/5	@ Syracuse												
1/9	Boston College												
1/12	NC State												
1/16	@ Duke												
1/19	Miami												
1/26	@ Virginia												
1/30	Louisville												
2/2	@ Georgia Tech												
2/6	@ Wake Forest												
2/9	Pittsburgh												
2/13	@ Boston College												
2/16	@ Louisville												
2/20	Virginia Tech												
2/23	Syracuse												
2/27	UNC												
3/1	@ Florida St												

WALKER'S OVERALL CAREER STATISTICS

SEASON	GP-GS	MIN/AVG	FG-FGA	FG%	3FG-FGA	3FG%	FT-FTA	FT%	OFF	DEF	TOT	AVG	PF	FO	AST	TO	BLK	STL	PTS	AVG
2015-16	32-31	1194/37.3	160-428	.374	48-180	.267	78-96	.813	31	86	117	3.7	66	0	79	91	2	35	446	13.9
2016-17	21-20	684/32.6	91-238	.382	39-115	.339	40-55	.727	24	54	78	3.7	48	1	42	45	1	24	261	12.4
2018-19	4-0	39/9.7	2-7	.286	1-1	1.000	5-6	.833	2	2	4	1.0	4	0	2	2	0	0	10	2.5
2019-20	1-1	38/38.0	3-9	.333	0-2	.000	4-6	.667	3	7	10	10.0	2	0	0	1	0	1	10	10.0
TOTAL	58-52	1955/33.7	256-682	.375	88-298	.295	127-163	.779	60	149	209	3.6	120	1	123	139	3	60	727	12.5



MIKKY VAUGHN 30

6-3 // JUNIOR // CENTER
 PHILADELPHIA, PENNSYLVANIA
 PAUL VI / FRIENDS' CENTRAL

SEASON BESTS

Pts: 8 (at Fordham, 11/5/19)
 Rebs: 9 (at Fordham, 11/5/19)
 FGM: 3 (at Fordham, 11/5/19)
 FGA: 6 (at Fordham, 11/5/19)
 3FGM:
 3FGA:
 FTM: 2 (at Fordham, 11/5/19)
 FTA: 3 (at Fordham, 11/5/19)
 Ast: 4 (at Fordham, 11/5/19)
 Blk:
 Stl: 1 (at Fordham, 11/5/19)
 Min: 20 (at Fordham, 11/5/19)

CAREER BESTS

Pts: 12 (vs Harvard, 11/9/18)
 Rebs: 11 (vs BCU, 3/23/19)
 FGM: 6 (vs Harvard, 11/9/18)
 FGA: 9 (vs Mount, 11/11/17)
 3FGM:
 3FGA:
 FTM: 4 (vs Binghamton, 12/16/18)
 FTA: 4, 3x (last vs Wake Forest, 1/13/19)
 Ast: 4 (at Fordham, 11/5/19)
 Blk: 4, 2x (last vs Wake Forest, 1/13/19)
 Stl: 2, 2x (last vs Penn, 11/12/18)
 Min: 24 (vs Binghamton, 12/16/18)

KEY STATISTICS

POINTS FG% REBOUNDS DOUBLE-DOUBLES

UPDATE

• Made her first career start for the Irish in the season opener at Fordham. Vaughn was closing in on a double-double with eight points and nine boards in 20 minutes of action before being sidelined with a right knee injury. Vaughn also set a career high in assists with four.

SEASON

0..... Double-Figure Scoring.....3
 0..... Double-Figure Rebounds.....1

CAREER

2019-20 GAME-BY-GAME STATISTICS

Date	Opponent	GS	MIN	FG-A	3P-A	FT-A	RB	PF	A	TO	ST	BL	PTS
11/5	@ Fordham	*	20	3-6	0-0	2-3	2-7-9	0	4	3	1	0	8
11/8	Loyola MD												
11/11	Tennessee												
11/14	Michigan St												
11/20	Toledo												
11/23	@ Michigan												
11/28	vs FGCU												
11/29	vs South Dakota St												
11/30	vs USF												
12/4	Minnesota												
12/8	@ UConn												
12/11	DePaul												
12/29	Clemson												
1/2	@ Pittsburgh												
1/5	@ Syracuse												
1/9	Boston College												
1/12	NC State												
1/16	@ Duke												
1/19	Miami												
1/26	@ Virginia												
1/30	Louisville												
2/2	@ Georgia Tech												
2/6	@ Wake Forest												
2/9	Pittsburgh												
2/13	@ Boston College												
2/16	@ Louisville												
2/20	Virginia Tech												
2/23	Syracuse												
2/27	UNC												
3/1	@ Florida St												

VAUGHN'S OVERALL CAREER STATISTICS

SEASON	GP-GS	MIN/AVG	FG-FGA	FG%	3FG-FGA	3FG%	FT-FTA	FT%	OFF	DEF	TOT	AVG	PF	FO	AST	TO	BLK	STL	PTS	AVG
2017-18	6-0	79/13.2	23-37	.622	0-0	.000	2-6	.333	14	12	26	4.3	11	0	4	8	7	3	48	8.0
2018-19	38-0	362/9.5	53-101	.525	0-0	.000	19-30	.633	41	49	90	2.4	48	1	7	25	24	10	125	3.3
2019-20	1-1	20/20.3	3-6	.500	0-0	.000	2-3	.667	2	7	9	9.0	0	0	4	3	0	1	8	8.0
TOTAL	45-1	462/10.3	79-144	.549	0-0	.000	23-39	.590	57	68	125	2.8	59	1	15	36	31	14	181	4.0



SAM BRUNELLE 33

6-2 // FRESHMAN // FORWARD

RUCKERSVILLE, VIRGINIA

WILLIAM MONROE

UPDATE

• Impressive debut for the freshman at Fordham, co-leading the Irish in scoring with 14 points, including a pair of threes and a 4-for-4 day from the line. It marked the first time a freshman lead the team in scoring in a season opener since Bri Turner shattered the program record for points in an opener with 29 in 2015.

High School

- Ranked No. 6 overall by espnW in Class of 2019, reaching as high as No. 1.
- Attended William Monroe High School.
- Two-time Naismith High School All-American (Second Team in 2019 / Third Team in 2018)
- 2019 McDonald's High School All-American
- Won the three-point contest at the McDonald's All-America game
- 2018 Gatorade Virginia Player of the Year // 2018 USA Today Virginia Player of the Year // USA Today Second Team USA in 2018 // 2018 MaxPreps High School All-America Third Team // Three-time All-State selection
- Finished her prep career with 2,229 points and 1,272 rebounds.
- Injured for about half her senior year in 2018-19, but still averaged 17.6 ppg and 10.3 rpg. William Monroe went on to win its first regional championship since 1987, when her mother, Katie, was on the team.
- As a junior, she started all 25 games and averaged 30.0 points, 15.6 rebounds and 3.5 assists per game. Guided William Monroe to its first playoff appearance since 1988 (reaching state quarterfinals with a 23-2 record), posting a trio of 40-point games along the way.
- As a sophomore in 2016-17, she started in all 24 games and led her team with 25.0 ppg, 12.5 rpg, 3.3 apg, 2.2 spg and 3.4 bpg to help her team to a 16-8 record. Brunelle scored 601 points during her sophomore season, including 30+ five times and a season high of 40 points (vs. Clarke County).
- As a freshman in 2015-16, she started all 26 games and averaged 25.0 ppg, 17.3 rpg, 2.5 apg, 1.8 spg and 2.9 bpg. Holds Virginia High School League records for most points by a freshman (650) and single-game rebounds (28).

Team USA

- Member of the U16, U17, U18 USA national basketball teams.
- Three-time gold medalist with Team USA and winner of one bronze.
- Won a pair of international gold medals in 2018 – winning the 3x3 title at the Youth Olympic Games in Argentina and the 5x5 title at the FIBA U17 World Cup in Belarus. Prior, she won at the 2017 FIBA Americas U16 Championship in Argentina. Won bronze at the 2016 FIBA U17 World Cup in Spain.
- Played twice in the USA vs Canada Ballin' Across Borders Global Game
- Selected as one of six USA Basketball participants in the 2019 NCAA Next Generation at the NCAA Final Four in Tampa, Florida.

SEASON BESTS

Pts: 14 (at Fordham, 11/5/19)
Rebs: 5 (at Fordham, 11/5/19)
FGM: 4 (at Fordham, 11/5/19)
FGA: 12 (at Fordham, 11/5/19)
3FGM: 2 (at Fordham, 11/5/19)
3FGA: 6 (at Fordham, 11/5/19)
FTM: 4 (at Fordham, 11/5/19)
FTA: 4 (at Fordham, 11/5/19)
Ast: 3 (at Fordham, 11/5/19)
Blk:
Min: 2 (at Fordham, 11/5/19)
33 (at Fordham, 11/5/19)

CAREER BESTS

Pts: 14 (at Fordham, 11/5/19)
Rebs: 5 (at Fordham, 11/5/19)
FGM: 4 (at Fordham, 11/5/19)
FGA: 12 (at Fordham, 11/5/19)
3FGM: 2 (at Fordham, 11/5/19)
3FGA: 6 (at Fordham, 11/5/19)
FTM: 4 (at Fordham, 11/5/19)
FTA: 4 (at Fordham, 11/5/19)
Ast: 3 (at Fordham, 11/5/19)
Blk:
Stl: 2 (at Fordham, 11/5/19)
Min: 33 (at Fordham, 11/5/19)

KEY STATISTICS

POINTS FG% REBOUNDS DOUBLE-DOUBLES

SEASON

1..... Double-Figure Scoring..... 1

CAREER

2019-20 GAME-BY-GAME STATISTICS

Date	Opponent	GS	MIN	FG-A	3P-A	FT-A	RB	PF	A	TO	ST	BL	PTS
11/5	@ Fordham	*	33	4-12	2-6	4-4	2-3-5	3	3	5	2	0	14
11/8	Loyola MD												
11/11	Tennessee												
11/14	Michigan St												
11/20	Toledo												
11/23	@ Michigan												
11/28	vs FGCU												
11/29	vs South Dakota St												
11/30	vs USF												
12/4	Minnesota												
12/8	@ UConn												
12/11	DePaul												
12/29	Clemson												
1/2	@ Pittsburgh												
1/5	@ Syracuse												
1/9	Boston College												
1/12	NC State												
1/16	@ Duke												
1/19	Miami												
1/26	@ Virginia												
1/30	Louisville												
2/2	@ Georgia Tech												
2/6	@ Wake Forest												
2/9	Pittsburgh												
2/13	@ Boston College												
2/16	@ Louisville												
2/20	Virginia Tech												
2/23	Syracuse												
2/27	UNC												
3/1	@ Florida St												

BRUNELLE'S OVERALL CAREER STATISTICS

SEASON	GP-GS	MIN/AVG	FG-FGA	FG%	3FG-FGA	3FG%	FT-FTA	FT%	OFF	DEF	TOT	AVG	PF	FO	AST	TO	BLK	STL	PTS	AVG
2019-20	1-1	33/32.9	4-12	.333	2-6	.333	4-4	1.000	2	3	5	5.0	3	0	3	5	0	2	14	14.0
TOTAL	1-1	33/32.9	4-12	.333	2-6	.333	4-4	1.000	2	3	5	5.0	3	0	3	5	0	2	14	14.0



KATIE KEYES

40

5-11 // FRESHMAN // FORWARD

RIDGEWOOD, NEW JERSEY

RIDGEWOOD

SEASON BESTS

Pts:
Rebs:
FGM:
FGA:
3FGM:
3FGA:
FTM:
FTA:
Ast:
Blk:
Stl:
Min:

CAREER BESTS

Pts:
Rebs:
FGM:
FGA:
3FGM:
3FGA:
FTM:
FTA:
Ast:
Blk:
Stl:
Min:

UPDATE

PREP

- Attended Ridgewood High School
- Lettered four years in basketball playing both guard and forward
- Was the runner-up in the State Sectional Championship in both her junior and senior year
- 2018 First Team All-League
- Season high 20 points her junior year
- Earned All-County honors her junior year
- Was injured her senior season
- Lettered three years in track & field – ran the mile and two mile – League Champions
- Also lettered three years in cross country – All-County and All-State honors

PERSONAL

- Goes by Katie
- Favorite athlete is Jordan Spieth
- Daughter of Karen & Kevin Keyes – both former athletes at Notre Dame
- Majoring in Economics
- Has a twin sister who is also an athlete here at Notre Dame

2019-20 GAME-BY-GAME STATISTICS

Date	Opponent	GS	MIN	FG-A	3P-A	FT-A	RB	PF	A	TO	ST	BL	PTS
11/5	@ Fordham												DNP
11/8	Loyola MD												
11/11	Tennessee												
11/14	Michigan St												
11/20	Toledo												
11/23	@ Michigan												
11/28	vs FGCU												
11/29	vs South Dakota St												
11/30	vs USF												
12/4	Minnesota												
12/8	@ UConn												
12/11	DePaul												
12/29	Clemson												
1/2	@ Pittsburgh												
1/5	@ Syracuse												
1/9	Boston College												
1/12	NC State												
1/16	@ Duke												
1/19	Miami												
1/26	@ Virginia												
1/30	Louisville												
2/2	@ Georgia Tech												
2/6	@ Wake Forest												
2/9	Pittsburgh												
2/13	@ Boston College												
2/16	@ Louisville												
2/20	Virginia Tech												
2/23	Syracuse												
2/27	UNC												
3/1	@ Florida St												

KEYES' OVERALL CAREER STATISTICS



LAST TIME NOTRE DAME ...

SCORING

Player scored 25 points	See 30
Player scored 30 points	Arike Ogunbowale (31) vs Baylor, 4/7/19 (Tampa)
Player scored 35 points	Jessica Shepard (39) vs DePaul, 12/17/17
Player scored 40 points	Jewell Loyd (41) at DePaul, 12/10/14
Player came off bench and scored 20 points	Jackie Young (22), vs. Virginia, 3/3/19
Two players scored 20 points	Arike Ogunbowale (31) & Marina Mabrey (21), vs Baylor, 4/7/19 (Tampa)
Three players scored 20 points	Jessica Shepard (30), Jackie Young (21), Brianna Turner (20) vs Louisville, 3/10/19 (Greensboro, N.C.)
Three players scored 20 points/consecutive games	Arike Ogunbowale (30), Jessica Shepard (24), Marina Mabrey (23) vs CSUN, 3/16/18; Arike Ogunbowale (24), Jessica Shepard (25), Jackie Young (24) vs. Villanova, 3/18/18
Two players scored 25 points	Arike Ogunbowale (27) & Jessica Shepard (26) vs FSU, 2/10/19
Player scored 25 points/consecutive games	Arike Ogunbowale (27 vs. Georgia Tech, 2/11/18; 27 at Virginia, 2/15/18)
None in double figures	at Seton Hall, 2/8/04
One in double figures	Brianna Turner (25) vs. Duke, 1/26/17
Six in double figures	Arike Ogunbowale (13), Brianna Turner (14), Jessica Shepard (18), McKayla Vaughn (10), Marina Mabrey (21), Jackie Young (21) vs Binghamton, 12/16/18
Seven in double figures	See eight in double figures
Eight in double figures	Devereaux Peters (20), Natalie Achonwa (19), Kaila Turner (14), Natalie Novosel (13), Skylar Diggins (11), Brittany Mallory (11), Kayla McBride (11) and Markisha Wright (11) vs Pittsburgh, 1/17/12
ND scored 55 points/half	58 (2nd half) vs Stanford, 4/1/19 (Chicago)
ND scored 60 points/half	60 (1st half) vs Pitt, 1/3/19
ND scored 50 points in both halves	50 (1st) & 53 (2nd) vs. Harvard, 11/9/18
ND scored 100 points/game	103 vs Virginia, 3/3/19
ND scored 100 points/home game	See 100 points
ND scored 100 points/neutral site	100 vs. Duquesne, 12/1/13 (@ Toronto, Ontario)
ND scored 100 points/conference game	103 vs Virginia, 3/3/19
ND scored fewer than 15 points/half	11 (1st half) at West Virginia, 1/13/08
ND scored fewer than 20 points/half	17 (1st half) at Connecticut, 4/1/18
ND scored fewer than 50 points/game	44 at Connecticut, 3/8/10

FIELD GOAL SHOOTING

Player made every shot from the field (min. 7)	Jessica Shepard (8-8) vs Binghamton, 12/16/18
ND shot 55 percent/consecutive games	56.7 (38-67) at Syracuse, 2/25/19; 55.1 (38-69) vs Virginia, 3/3/19, 58.0 (40-69) vs North Carolina, 3/8/19 (Greensboro, N.C.)
ND shot 60 percent/game	61.4 (35-57) vs Lehigh, 12/30/18
ND shot 65 percent/game	69.8 (37-53) vs WKU, 12/19/18
ND shot 70 percent/game	70.2 (40-57) at Mercer, 12/30/11
ND shot below 25 percent/game	24.5 (13-53) at West Virginia, 1/13/08
ND shot below 30 percent/game	29.7 (22-74) vs. Connecticut, 4/7/13 (@ New Orleans, La.)
ND shot below 35 percent/game	33.3 (21-63) vs. Connecticut, 4/7/15 (@ Tampa, Fla.)
ND shot below 35 percent/game and won	34.8 (23-66) vs. South Florida, 3/10/13 (@ Hartford, Conn.)
ND shot 65 percent/half	69.2 (18-26) at Syracuse, 2/25/19
ND shot 70 percent/half	See 75
ND shot 75 percent or greater/half	.758 (22-29), 2nd half at Clemson, 1/31/19
ND shot below 25 percent/half	24.0 (6-25), 1st half at Miami, 1/8/15
ND shot below 30 percent/half	26.1 (6-23), 2nd half vs Fordham, 11/5/19

THREE-POINT SHOOTING

Player made 4 three-pointers/half	See 5/half
Player made 5 three-pointers/half	Marina Mabrey (1st half) vs Texas A&M, 3/24/18 (Spokane, Wash.)
Player made 5 three-pointers	Arike Ogunbowale vs North Carolina, 3/8/19 (Greensboro, N.C.)
Player made 6 three-pointers	Arike Ogunbowale vs Virginia, 3/3/19
Player made 7 three-pointers	Marina Mabrey vs Texas A&M, 3/24/18 (Spokane, Wash.)
Player made 8 three-pointers	Sheila McMillen vs. St. John's, 2/28/98 (@ Piscataway, N.J.)
Player attempted 10 three-pointers	Marina Mabrey (10) at Clemson, 1/31/19
ND made 10 three-pointers	13 vs Virginia, 3/3/19
ND did not make a three-pointer	vs. Saint Joseph's (Pa.), 12/21/14
ND attempted 20 three-pointers	20 vs UConn, 4/5/19 (Tampa)
ND shot 60 percent 3FG (min. 5 att.)	66.7 (8-12) vs WKU, 12/19/18

FREE-THROW SHOOTING

Player made 10 free-throws	Arike Ogunbowale (12) vs Louisville, 1/10/19
Player made 15 free-throws	Jewell Loyd (15) at DePaul, 12/10/14
Player attempted 15 free-throws	Brianna Turner (16) at North Carolina, 1/15/15
Player made 10 for 10 or better	12-12 by Arike Ogunbowale vs Louisville, 1/10/19
ND shot 90 percent (min. 10 att.)	93.8 (15-16) vs Stanford, 4/1/19 (Chicago)
ND shot below 50 percent (min. 10 att.)	46.7 (7-15) at Georgia Tech, 1/6/19
ND made 30 free-throws	31 (attempted 46) vs. UCLA, 11/28/15 (@ Freeport, Bahamas)
ND made fewer than five FTs	4 (attempted 7) vs. Wake Forest, 1/5/17
ND attempted 40 free-throws	46 (made 31) vs. UCLA, 11/28/15 (@ Freeport, Bahamas)
ND attempted fewer than five FTs	2 (made 2) at Connecticut, 3/8/10

REBOUNDS

Player had 15 rebounds	Brianna Turner (15) vs UConn, 4/5/19 (Tampa)
Player had 20 rebounds	Natalie Achonwa (20) vs. South Florida, 3/10/13 (@ Hartford, Conn.)
Two players had double-figure rebounds	Brianna Turner (12) & Jessica Shepard (10), vs Baylor, 4/7/19 (Tampa)
Three players had double-figure rebounds	Jessica Shepard (12), Kathryn Westbeld (10), and Jackie Young (10) vs Marquette, 12/20/17
ND had 50 rebounds	54 vs UConn, 4/5/19 (Tampa)
ND had 25 offensive rebounds	25 vs Iowa, 11/29/18
ND had 30 offensive rebounds	30 vs Longwood, 12/28/11

DOUBLE-DOUBLES

Points & rebounds/3 consecutive games	See 4
Points & rebounds/4 consecutive games	Jessica Shepard (24/14) vs Texas A&M, 3/30/19; (11/14) vs Stanford, 4/1/19; (20/13) vs UConn, 4/5/19; (11/10) vs Baylor, 4/7/19
Points & rebounds/5 consecutive games	Jessica Shepard (17/10) vs Florida State, 3/3/18; (23/10) vs Louisville, 3/4/18; (24/10) vs CSUN, 3/16/18; (25/10) vs Villanova, 3/18/18; (13/10) vs Texas A&M, 3/24/18 (Spokane, Wash.)
Points & assists	Marina Mabrey (12/12) vs UConn, 4/5/19 (Tampa)
Rebounds & assists	Lindsay Allen (11/10) vs. Virginia 1/29/17
Points & assists/consecutive games	Niele Ivey (12/10) at Valparaiso, 11/17/00; (14/11) vs. Arizona, 11/20/00
Two players had double-doubles	Jessica Shepard (11p/10r) & Brianna Turner (12p/12r) vs Baylor, 4/7/19 (Tampa)
Three players had double-doubles	Jessica Shepard (20p/13r), Brianna Turner (15p/15r), Marina Mabrey (12p/12a), vs UConn, 4/5/19 (Tampa)
20+ points and 10+ rebounds	Jessica Shepard (20p/13r) vs UConn, 4/5/19 (Tampa)
30+ points and 10+ rebounds	Jessica Shepard vs Louisville, 3/10/19 (Greensboro, N.C.)
40+ points and 10+ rebounds	Jewell Loyd (41/12) vs DePaul, 12/10/14
15 points and 15 rebounds	Brianna Turner (15p/15r) vs UConn, 4/5/19 (Tampa)
20 points and 20 rebounds	Natalie Achonwa (20/20) vs. South Florida, 3/10/13 (@ Hartford, Conn.)

TRIPLE DOUBLES (8 in school history)

Jackie Young (22p/10r/11a) vs Virginia, 3/3/19
Jackie Young (16p/12r/10a) at Tennessee, 1/24/19
Lindsay Allen (11p/11r/12a) at Chattanooga, 12/27/16
Marina Mabrey (18p/10a/12s) at Valparaiso, 11/23/15
Skylar Diggins (17p/10r/10a) at DePaul, 2/24/13
Skylar Diggins (22p/10r/11a) vs. Maryland, 3/27/12 (@ Raleigh, N.C.)
Sara Liebscher (17p/12r/10a) vs. Detroit, 2/15/90
Mary Gavin (11p/14a/10s) vs. Marquette, 1/31/87

ASSISTS

Player had 10 assists	Marina Mabrey (12), vs UConn, 4/5/19 (Tampa)
Player had 10 assists/consecutive games	Jackie Young - 12 at Syracuse, 2/25/19; 11 vs Virginia, 3/3/19
Player had 15 assists	Mary Gavin (17) at Marquette, 2/28/87
ND had 30 assists	30 at Georgia Tech, 1/6/19
ND had fewer than 10 assists	8 vs Mississippi State, 4/1/18 (Columbus, Ohio)
ND had fewer than 5 assists	3 vs. Villanova, 3/8/09 (@ Hartford, Conn.)

BLOCKED SHOTS

Player blocked 5 shots	Brianna Turner (5) vs UConn, 4/5/19
Player blocked 6 shots	Jessica Shepard (6) at Penn, 12/9/17
Player blocked 7 shots	Brianna Turner (7) vs. Boston College, 2/23/17
Player blocked 10 shots	Amanda Barksdale (11) vs. Boston College, 2/10/02
ND blocked 10 shots	12 vs WKU, 12/19/18
ND blocked 15 shots	16 vs. Boston College, 2/10/02
ND blocked 0 shots	vs. Boston College, 1/14/18

STEALS

Player had 5 steals	Marina Mabrey (5) vs. Duke, 2/21/19
Player had 10 steals	Marina Mabrey (12) at Valparaiso, 11/23/15
ND had 20 steals	21 vs. Saint Francis (Pa.), 12/31/12

TURNOVERS

ND committed 25 or more	25 at DePaul, 11/17/18
ND committed 25 or more and won	See 25 or more
ND committed 30 or more	30 at West Virginia, 2/22/11
ND committed 10 or fewer	10 vs Baylor, 4/7/19 (Tampa)
ND committed 10 or fewer/consecutive games	9 vs Texas A&M, 3/30/19 (Chicago); 7 vs Stanford, 4/1/19 (Chicago); 9 vs UConn, 4/5/19 (Tampa); 10 vs Baylor, 4/7/19 (Tampa)
ND committed 5 or fewer	5 vs. Louisville, 3/4/17 (@ Conway, S.C.)

**MISCELLANEOUS**

Led team in points/rebounds/assists

Hit "final minute" game-winning shot

Four-point play

Made shot from midcourt or beyond

Played every minute

Played more than 40 minutes

ND rallied from 10-point deficit to win

ND rallied from 15-point deficit to win

ND rallied from 20-point deficit to win

ND scored 20 straight points

ND scored 25 straight points

ND scored 30 straight points

Jackie Young (18p/13r/5a) vs Syracuse, 3/9/19

Arike Ogunbowale (OT - 0:01), vs UConn, 3/30/18 (Columbus, Ohio); Arike Ogunbowale (4Q - 0:01), vs Mississippi State, 4/1/18 (Columbus, Ohio).

Madison Cable (9:52, 2nd half) vs. Wake Forest, 2/1/15

Arike Ogunbowale (50 feet at 0:00, 2nd half) vs. Louisville, 3/4/18

Jessica Shepard & Arike Ogunbowale vs Baylor, 4/7/19 (Tampa) Marina Mabrey & Arike Ogunbowale vs UConn in OT (45 min), 3/30/18 (Columbus, Ohio)

Trailed Oregon State, 38-24 (7:53 - 2nd), won 91-81, 11/24/18 (Vancouver)

Trailed Mississippi State, 40-25 (6:41, 3rd), won 61-58, 4/1/18 (Columbus, Ohio)

Trailed vs Tennessee, 37-14 (7:03 - 2nd); won 84-70, 1/18/18

22-0 run vs. Duke, 2/21/19

25-0 run vs. Bethune-Cookman, 3/23/19

36-0 run vs. Southeast Missouri State, 1/2/11

OVERTIME

ND played an OT game

ND played multiple overtimes

ND won an OT game

ND won an OT game at home

ND won an OT game on the road

ND lost an OT game

vs UConn (W, 91-89), 3/30/18 (Columbus, Ohio)

vs. Connecticut (W, 96-87, 3ot), 3/4/13

vs UConn (W, 91-89), 3/30/18 (Columbus, Ohio)

See played an OT game

vs UConn (W, 91-89), 3/30/18 (Columbus, Ohio)

vs. UCLA (L, 86-83, 2ot), 11/18/10

RANKINGS

Played the No. 1 team in the AP poll

Played the No. 1 team in the WBCA/USA Today poll

Defeated top-5 opponent

Defeated top-10 opponent

Defeated top-10 opponent at home

Defeated top-10 opponent on the road

Defeated top-10 opponent by double digits

vs Baylor (L, 82-81), 4/7/19 (Tampa)

vs Baylor (L, 82-81), 4/7/19 (Tampa)

vs #3 Louisville (W, 99-79), 3/10/19 (Greensboro, N.C.)

vs #6 Stanford (W, 84-68), 4/1/19 (Chicago, Ill.)

#2 Louisville (W, 82-68), 1/10/19

#10 NC State (W, 95-72), 2/18/19

s #6 Stanford (W, 84-68), 4/1/19 (Chicago, Ill.)

SCORING MARGINS

ND won by 40-plus points

ND won by 50-plus points

ND won by 60-plus points

ND won by 70-plus points

ND lost by 10-19 points

ND lost by 10-19 at home

ND lost by 10-19 points on the road

ND lost by 10-19 points at a neutral site

ND lost by 20-29 points

ND lost by 20-29 points at home

ND lost by 20-29 points on the road

ND lost by 30-plus points

42 --- ND 92, Bethune-Cookman 50, 3/23/19

50 --- ND 97, Boston College 47, 2/13/19

60 --- at ND 114, Valparaiso 54, 12/4/16

75 --- at ND 104, Holy Cross 29, 11/23/14

18 --- UConn 89, ND 71, 12/2/18

18 --- UConn 89, ND 71, 12/2/18

10 --- at Connecticut 91, ND 81, 12/5/15

10 --- Connecticut 63, ND 53, 4/7/15 (@ Tampa, Fla.)

21 --- Connecticut 79, ND 58, 4/8/14 (@ Nashville, Tenn.)

25 --- Connecticut 76, at ND 51, 3/1/10

21 --- at Connecticut 78, ND 57, 2/19/11

33 --- at Louisville 100, ND 67, 1/11/18

LAST TIME OPPONENT ...**SCORING**

Player scored 25 points

Player scored 30 points

Player scored 35 points

Two players scored 20 points

Three players scored 20 points

Two players scored 25 points

None in double figures

Five in double figures

Six in double figures

Scored 50 points/half

Scored 55 points/half

Scored 60 points/half

Scored 100 points/game

Scored 100 points/non-conference game

Scored fewer than 15 points/half

Scored fewer than 20 points/half

Scored fewer than 40 points/game

Chloe Jackson (26), Baylor, 4/7/19 (Tampa)

See 35

Chennedy Carter (35), Texas A&M, 3/30/19 (Chicago)

Chloe Jackson (26) & Kalani Brown (20), Baylor, 4/7/19 (Tampa)

Channon Fluker (25), Destiny Brooks (24) and Tessa Boagni (23), CSUN, 3/16/18

Brittney Griner (32) and Odyssey Sims (25) at Baylor, 11/20/11

vs Pitt, 1/3/19

Gabby Williams (12), Napheesa Collier (24), Kia Nurse (10), Katie Lou Samuelson (16) and Azura Stevens (19), vs UConn, 3/30/18 (Columbus, Ohio)

Erika Davenport (19), Danielle King (12), Natisha Hiedeman (12), Allazia Blockton (20), Amani Wilborn (10), Isabelle Spingola (12), Marquette, 12/20/17

50 (1st half), vs Oregon State, 11/24/18

56 (1st half), at Louisville, 1/11/18

63 (2nd half), Northwestern State, 3/24/95 (@ Amarillo, Texas)

100, at Louisville, 1/11/18

103, Northwestern State, 3/24/95 (@ Amarillo, Texas)

13 (1st half), Georgia Tech, 2/3/19

19 (1st half), Bethune-Cookman, 3/23/19

37, vs Clemson, 1/21/18

FIELD GOAL SHOOTING

Shot 55 percent/game

Shot 60 percent/game

Shot below 20 percent/game

Shot below 25 percent/game

Shot below 30 percent/game

Shot 55 percent/half

Shot 60 percent/half

Shot 65 percent/half

Shot 70 percent/half

Shot below 20 percent/half

Shot below 25 percent/half

56.9 (29-51), vs Tennessee, 1/18/18

65.1 (41-63), at Louisville, 1/11/18

18.6 (11-59), Holy Cross, 11/23/14

24.1 (14-58), at Georgia Tech, 1/2/17

28.6 (18-63), Wake Forest, 1/13/19

58.8 (20-34), 1st half, vs Oregon, 3/26/18 (Spokane, Wash.)

62.5 (20-32), 1st half vs Baylor, 4/7/19 (Tampa)

68.2 (15-22), 2nd half by Texas A&M, 4/5/11 (@ Indianapolis, Ind.)

71.8 (23-32), 1st half at Louisville, 1/11/18

14.7 (5-34), 1st half vs Georgia Tech, 2/3/19

22.6 (7-31), 1st half at Boston College, 2/13/19

THREE-POINT SHOOTING

Player made 5 three-pointers

Player made 6 three-pointers

Player made 7 or more three-pointers

Player attempted 10 three-pointers

Made 10 three-pointers

Did not make a three-pointer

Attempted 30 three-pointers

Shot 50 percent 3FG (min. 5 att.)

Shot 60 percent 3FG (min. 5 att.)

See 7

See 7

Chennedy Carter (7), Texas A&M, 3/30/19 (Chicago)

Bre Cavanaugh (2-12), Fordham, 11/5/19

10, vs Stanford, 4/1/19

Duke, 2/16/15

38, Fordham, 11/5/19

50.0 (10-20) vs Duke, 2/21/19

64.7 (11-17) at Louisville, 1/11/18

FREE-THROW SHOOTING

Player made 10 free-throws

Player made 15 free-throws

Player attempted 15 free-throws

Player made 10 for 10 or better

Shot 90 percent (min. 10 att.)

Shot below 50 percent (min. 10 att.)

Made 30 free-throws

Made 5 or fewer FTs

Attempted 40 free-throws

Attempted fewer than five FTs

Asia Durr (10), Louisville, 1/10/19

Nok Duany (15) at Georgetown, 2/23/02

Brittany Hrynok (16) at DePaul, 12/10/14

Allisha Gray (10-10) at North Carolina, 1/15/15

90.9 (10-11), at N.C. State, 2/18/19

40.0 (6-15) at Syracuse, 2/25/19

32 (attempted 37), Illinois, 11/24/98

1 (attempted 2), Fordham, 11/5/19

45 (made 28), at South Florida, 1/13/07

2 (made 1), Fordham, 11/5/19

REBOUNDS

Player had 15 rebounds

Player had 20 rebounds

Two players had double-figure rebounds

Three players had double-figure rebounds

Had 50 rebounds

Out-rebounded ND by 10 or more

Trinity Baptiste (16) at Virginia Tech, 1/16/19

Wendy Scholtens (20) at Vanderbilt, 1/8/89

Emese Hof (13) and Beatrice Mompremier (12) at Miami, 2/7/19

Aurora Adams (16), Brenda McCunn (11) and Paula Langseth (10), Hawaii, 3/22/81 (@ Anchorage, Alaska)

55, Syracuse, 1/21/16

10, at Louisville, 1/11/18

DOUBLE-DOUBLES

Points & assists

Points & steals

Two players had double-doubles

Three players had double-doubles

15 points and 15 rebounds

20 points and 10 rebounds

20 points and 20 rebounds

30 points and 10 rebounds

Paris Kea (30p/10a) at North Carolina, 1/27/19

Alexis Jones (16/10) at Duke, 2/2/14

Emese Hof (21p/13r) and Beatrice Mompremier (18p/12r) at Miami, 2/7/19

Mary Raese (24p/10r), Mary Westerwelle (11p/10r) and Netra McGrew (10p/10a), Idaho, 3/21/86 (@ Amarillo, Texas)

Napheesa Collier (16/15), UConn, 12/2/18

Kalani Brown (20/13), Baylor, 4/7/19 (Tampa)

Wendy Scholtens (29/20) at Vanderbilt, 1/8/89

Myisha Hines-Allen (31/12) at Louisville, 1/11/18

TRIPLE-DOUBLES

Points, rebounds, assists

Points, rebounds, steals

Liad Suez-Karni (14p/10r/10a), Villanova, 2/7/06

Diana Vines (23p/11r/12s) at DePaul, 1/24/89

ASSISTS

Player had 10 assists

Player had 15 assists

Had 25 assists

Had 30 assists

Had fewer than 10 assists

Had 5 or fewer assists

Paris Kea (10), at North Carolina, 1/27/19

Veronica Pettry (16) at Loyola-Chicago, 2/18/89

25, at Louisville, 1/11/18

30 at Loyola-Chicago, 2/18/89

9, vs Mississippi State, 4/1/18 (Columbus, Ohio)

5, vs ETSU, 11/24/17 (@ Estero, Fla.)

BLOCKED SHOTS

Player blocked 5 shots

Blocked 10 shots

Blocked 15 shots

Blocked 0 shots

Jassany Williams (9) at Miami, 1/8/15

10 at Miami, 1/8/15

16 at Connecticut, 1/27/07

Binghamton, 12/16/18



STEALS

Player had 5 steals	J'Kyra Brown, Virginia, 1/29/17
Player had 6 steals	see player had seven steals
Player had 7 steals	Kala Green, North Carolina A&T, 3/19/16
Player had 10 steals	Alexis Jones at Duke, 2/2/14
Had 15 steals	16 at Duke, 2/2/14
Had 20 steals	24, Georgetown, 1/29/00

TURNOVERS

Player committed 10 turnovers	Samantha Logic (11) at Iowa, 3/26/13
Committed 20 turnovers or more and won	24, Connecticut, 12/6/14
Committed 25 turnovers or more	28, vs Tennessee, 1/18/18
Committed 30 turnovers or more	31 vs. Valparaiso, 12/4/16
Committed 35 turnovers or more	35, Connecticut, 3/4/13
Committed 40 turnovers or more	46, Akron, 11/11/11
Committed 10 turnovers or fewer	8, Baylor, 4/7/19 (Tampa)
Committed 5 turnovers or fewer	5, Oregon, 3/26/18 (Spokane, Wash.)

MISCELLANEOUS

Led team in points/rebounds/assists	Nicki Ekhomu (26p/8r/6a), Florida State, 2/10/19
Four-point play	Tori Jankoska (2:44, 1st quarter) at Michigan State, 12/20/16
Hit "final minute" game-winning shot	Chloe Jackson (0:05 left), Baylor, 4/7/19 (Tampa)
Played every minute	Bre Cavanaugh, Fordham, 11/5/19
Played more than 40 minutes	Kia Nurse (45) & Katie Lou Samuelson (45), UConn, 3/30/18 (Columbus, Ohio)
Rallied from 10-point deficit to win	at UConn, 12/3/17 (ND led by 12, 42-30, 1:15 left in 2nd quarter. UConn won, 80-71)
Led ND by 10 or more at halftime	12 vs Baylor (43-31), 4/7/19 (Tampa)
Led ND by 15 or more at halftime	28 at Louisville (56-28), 1/11/18
Led ND by 25 or more points	44 at Louisville (92-48 at 7:32 in 4Q), 1/11/18

**NOTRE DAME HIGHS**

2019-20 Notre Dame Women's Basketball
Team High/Low Analysis
All games

Notre Dame - GAME HIGHS

POINTS	60	at Fordham (11/05/19)
FIELD GOALS MADE	19	at Fordham (11/05/19)
FIELD GOAL ATTEMPTS	52	at Fordham (11/05/19)
FIELD GOAL PERCENTAGE	.365 (19-52)	at Fordham (11/05/19)
3 PT FG MADE	2	at Fordham (11/05/19)
3 PT FG ATTEMPTS	10	at Fordham (11/05/19)
3 PT FG PERCENTAGE	.200 (2-10)	at Fordham (11/05/19)
FREE THROWS MADE	20	at Fordham (11/05/19)
FREE THROW ATTEMPTS	33	at Fordham (11/05/19)
FREE THROW PERCENTAGE	.606 (20-33)	at Fordham (11/05/19)
REBOUNDS	42	at Fordham (11/05/19)
ASSISTS	14	at Fordham (11/05/19)
STEALS	10	at Fordham (11/05/19)
BLOCKED SHOTS	2	at Fordham (11/05/19)
TURNOVERS	21	at Fordham (11/05/19)
FOULS	9	at Fordham (11/05/19)

OPPONENT HIGHS

2019-20 Notre Dame Women's Basketball
Team High/Low Analysis
All games

Opponent - GAME HIGHS

POINTS	55	at Fordham (11/05/19)
FIELD GOALS MADE	23	at Fordham (11/05/19)
FIELD GOAL ATTEMPTS	72	at Fordham (11/05/19)
FIELD GOAL PERCENTAGE	.319 (23-72)	at Fordham (11/05/19)
3 PT FG MADE	8	at Fordham (11/05/19)
3 PT FG ATTEMPTS	38	at Fordham (11/05/19)
3 PT FG PERCENTAGE	.211 (8-38)	at Fordham (11/05/19)
FREE THROWS MADE	1	at Fordham (11/05/19)
FREE THROW ATTEMPTS	2	at Fordham (11/05/19)
REBOUNDS	41	at Fordham (11/05/19)
ASSISTS	14	at Fordham (11/05/19)
STEALS	10	at Fordham (11/05/19)
BLOCKED SHOTS	3	at Fordham (11/05/19)
TURNOVERS	16	at Fordham (11/05/19)
FOULS	27	at Fordham (11/05/19)

NOTRE DAME LOWS

2019-20 Notre Dame Women's Basketball
Team High/Low Analysis
All games

Notre Dame - GAME LOWS

POINTS	60	at Fordham (11/05/19)
FIELD GOALS MADE	19	at Fordham (11/05/19)
FIELD GOAL ATTEMPTS	52	at Fordham (11/05/19)
FIELD GOAL PERCENTAGE	.365 (19-52)	at Fordham (11/05/19)
3 PT FG MADE	2	at Fordham (11/05/19)
3 PT FG ATTEMPTS	10	at Fordham (11/05/19)
3 PT FG PERCENTAGE	.200 (2-10)	at Fordham (11/05/19)
FREE THROWS MADE	20	at Fordham (11/05/19)
FREE THROW ATTEMPTS	33	at Fordham (11/05/19)
FREE THROW PERCENTAGE	.606 (20-33)	at Fordham (11/05/19)
REBOUNDS	42	at Fordham (11/05/19)
ASSISTS	14	at Fordham (11/05/19)
STEALS	10	at Fordham (11/05/19)
BLOCKED SHOTS	2	at Fordham (11/05/19)
TURNOVERS	21	at Fordham (11/05/19)
FOULS	9	at Fordham (11/05/19)

OPPONENT LOWS

2019-20 Notre Dame Women's Basketball
Team High/Low Analysis
All games

Opponent - GAME LOWS

POINTS	55	at Fordham (11/05/19)
FIELD GOALS MADE	23	at Fordham (11/05/19)
FIELD GOAL ATTEMPTS	72	at Fordham (11/05/19)
FIELD GOAL PERCENTAGE	.319 (23-72)	at Fordham (11/05/19)
3 PT FG MADE	8	at Fordham (11/05/19)
3 PT FG ATTEMPTS	38	at Fordham (11/05/19)
3 PT FG PERCENTAGE	.211 (8-38)	at Fordham (11/05/19)
FREE THROWS MADE	1	at Fordham (11/05/19)
FREE THROW ATTEMPTS	2	at Fordham (11/05/19)
FREE THROW PERCENTAGE	.500 (1-2)	at Fordham (11/05/19)
REBOUNDS	41	at Fordham (11/05/19)
ASSISTS	14	at Fordham (11/05/19)
STEALS	10	at Fordham (11/05/19)
BLOCKED SHOTS	3	at Fordham (11/05/19)
TURNOVERS	16	at Fordham (11/05/19)
FOULS	27	at Fordham (11/05/19)



NOTRE DAME INDIVIDUAL HIGHS



2019-20 Notre Dame Women's Basketball
Player Highs Analysis
All games

Page 1/3
as of Nov 06, 2019

Notre Dame - INDIVIDUAL GAME HIGHS

POINTS	14	Katlyn Gilbert - at Fordham (11/05/19)
	14	Sam Brunelle - at Fordham (11/05/19)
	11	Anaya Peoples - at Fordham (11/05/19)
	10	Destinee Walker - at Fordham (11/05/19)
	8	Mikayla Vaughn - at Fordham (11/05/19)
FIELD GOALS MADE	5	Katlyn Gilbert - at Fordham (11/05/19)
	4	Sam Brunelle - at Fordham (11/05/19)
FIELD GOAL ATTEMPTS	12	Sam Brunelle - at Fordham (11/05/19)
	9	Katlyn Gilbert - at Fordham (11/05/19)
	9	Anaya Peoples - at Fordham (11/05/19)
	9	Destinee Walker - at Fordham (11/05/19)
FIELD GOAL PERCENTAGE (min 5 made)	.556 (5-9)	Katlyn Gilbert - at Fordham (11/05/19)
3 PT FG MADE	2	Sam Brunelle - at Fordham (11/05/19)
	0	Katlyn Gilbert - at Fordham (11/05/19)
	0	Mikayla Vaughn - at Fordham (11/05/19)
	0	Anaya Peoples - at Fordham (11/05/19)
	0	Destinee Walker - at Fordham (11/05/19)
	0	Danielle Cosgrove - at Fordham (11/05/19)
	0	Marta Sniezek - at Fordham (11/05/19)
	0	Kaitlin Cole - at Fordham (11/05/19)
	0	Abby Prohaska - at Fordham (11/05/19)
	0	Nicole Benz - at Fordham (11/05/19)
	0	Margaret Murdock - at Fordham (11/05/19)
	0	Catherine Murdock - at Fordham (11/05/19)
	0	Kathleen Keyes - at Fordham (11/05/19)
3 PT FG ATTEMPTS	6	Sam Brunelle - at Fordham (11/05/19)
	2	Destinee Walker - at Fordham (11/05/19)
3 PT FG PERCENTAGE (min 2 made)	.333 (2-6)	Sam Brunelle - at Fordham (11/05/19)
FREE THROWS MADE	5	Anaya Peoples - at Fordham (11/05/19)
	4	Sam Brunelle - at Fordham (11/05/19)
	4	Destinee Walker - at Fordham (11/05/19)
	4	Katlyn Gilbert - at Fordham (11/05/19)
FREE THROW ATTEMPTS	9	Anaya Peoples - at Fordham (11/05/19)
	9	Katlyn Gilbert - at Fordham (11/05/19)
FREE THROW PERCENTAGE (min 3 made)	1.000 (4-4)	Sam Brunelle - at Fordham (11/05/19)
	.667 (4-6)	Destinee Walker - at Fordham (11/05/19)
REBOUNDS	10	Destinee Walker - at Fordham (11/05/19)
	9	Mikayla Vaughn - at Fordham (11/05/19)
ASSISTS	6	Marta Sniezek - at Fordham (11/05/19)
	4	Mikayla Vaughn - at Fordham (11/05/19)
STEALS	3	Marta Sniezek - at Fordham (11/05/19)
	2	Sam Brunelle - at Fordham (11/05/19)
	2	Katlyn Gilbert - at Fordham (11/05/19)
BLOCKED SHOTS	1	Danielle Cosgrove - at Fordham (11/05/19)
	1	Katlyn Gilbert - at Fordham (11/05/19)
TURNOVERS	5	Marta Sniezek - at Fordham (11/05/19)
	5	Sam Brunelle - at Fordham (11/05/19)
FOULS	3	Sam Brunelle - at Fordham (11/05/19)
	3	Anaya Peoples - at Fordham (11/05/19)

OPPONENT INDIVIDUAL HIGHS



2019-20 Notre Dame Women's Basketball
Player Highs Analysis
All games

Page 1/3
as of Nov 06, 2019

Opponent - INDIVIDUAL GAME HIGHS

POINTS	14	Kendell Hereimaia - at Fordham (11/05/19)
	14	Bre Cavanaugh - at Fordham (11/05/19)
	10	Anna DeWolfe - at Fordham (11/05/19)
	7	Kaitlyn Downey - at Fordham (11/05/19)
	4	Megan Jonassen - at Fordham (11/05/19)
	4	Sarah Karpell - at Fordham (11/05/19)
FIELD GOALS MADE	6	Bre Cavanaugh - at Fordham (11/05/19)
	5	Kendell Hereimaia - at Fordham (11/05/19)
	5	Anna DeWolfe - at Fordham (11/05/19)
FIELD GOAL ATTEMPTS	22	Bre Cavanaugh - at Fordham (11/05/19)
	16	Anna DeWolfe - at Fordham (11/05/19)
FIELD GOAL PERCENTAGE (min 5 made)	.500 (5-10)	Kendell Hereimaia - at Fordham (11/05/19)
	.313 (5-16)	Anna DeWolfe - at Fordham (11/05/19)
3 PT FG MADE	4	Kendell Hereimaia - at Fordham (11/05/19)
	2	Bre Cavanaugh - at Fordham (11/05/19)
3 PT FG ATTEMPTS	12	Bre Cavanaugh - at Fordham (11/05/19)
	8	Kaitlyn Downey - at Fordham (11/05/19)
3 PT FG PERCENTAGE (min 2 made)	.571 (4-7)	Kendell Hereimaia - at Fordham (11/05/19)
	.167 (2-12)	Bre Cavanaugh - at Fordham (11/05/19)
FREE THROWS MADE	1	Sarah Karpell - at Fordham (11/05/19)
	0	Kendell Hereimaia - at Fordham (11/05/19)
	0	Bre Cavanaugh - at Fordham (11/05/19)
	0	Kaitlyn Downey - at Fordham (11/05/19)
	0	Anna DeWolfe - at Fordham (11/05/19)
	0	Katie McLoughlin - at Fordham (11/05/19)
	0	Vilisi Tavui - at Fordham (11/05/19)
	0	Megan Jonassen - at Fordham (11/05/19)
	0	Zara Jillings - at Fordham (11/05/19)
	0	Lauren Murphy - at Fordham (11/05/19)
	0	Ralene Kwiatkowski - at Fordham (11/05/19)
	0	Edona Thaqi - at Fordham (11/05/19)
	0	Catherine Polissano - at Fordham (11/05/19)
	0	Eden Johnson - at Fordham (11/05/19)
FREE THROW ATTEMPTS	2	Sarah Karpell - at Fordham (11/05/19)
	0	Kendell Hereimaia - at Fordham (11/05/19)
	0	Bre Cavanaugh - at Fordham (11/05/19)
	0	Kaitlyn Downey - at Fordham (11/05/19)
	0	Anna DeWolfe - at Fordham (11/05/19)
	0	Katie McLoughlin - at Fordham (11/05/19)
	0	Vilisi Tavui - at Fordham (11/05/19)
	0	Megan Jonassen - at Fordham (11/05/19)
	0	Zara Jillings - at Fordham (11/05/19)
	0	Lauren Murphy - at Fordham (11/05/19)
	0	Ralene Kwiatkowski - at Fordham (11/05/19)
	0	Edona Thaqi - at Fordham (11/05/19)
	0	Catherine Polissano - at Fordham (11/05/19)
	0	Eden Johnson - at Fordham (11/05/19)
REBOUNDS	11	Kaitlyn Downey - at Fordham (11/05/19)
	9	Kendell Hereimaia - at Fordham (11/05/19)
	9	Anna DeWolfe - at Fordham (11/05/19)
ASSISTS	9	Anna DeWolfe - at Fordham (11/05/19)
	3	Sarah Karpell - at Fordham (11/05/19)
STEALS	5	Kaitlyn Downey - at Fordham (11/05/19)
	2	Sarah Karpell - at Fordham (11/05/19)





GAME BY GAME COMPARISON



2019-20 Notre Dame Women's Basketball Team Game-by-Game All games

Page 1/1
as of Nov 06, 2019

Opponent	Date	Score	Total		3-Pointers		Free throws		Rebounds										
			FG-FGA	PCT	3FG-FGA	PCT	FT-FTA	PCT	OFF	DEF	TOT	AVG	PF	A	T/O	BLK	STL	PTS	AVG
at Fordham	11/05/19	60-55 W	19-52	.365	2-10	.200	20-33	.606	12	30	42	42.0	9	14	21	2	10	60	60.0
Total		60	19-52	.365	2-10	.200	20-33	.606	12	30	42	42.0	9	14	21	2	10	60	60.0
Opponents		55	23-72	.319	8-38	.211	1-2	.500	16	25	41	41.0	27	14	16	3	10	55	55.0

Team Averages

Games Played	Points/game	FG Pct	3FG Pct	FT Pct	Rebounds/game	Assists/game	Turnovers/game	Assist/Turnover ratio	Steals/game	Blocks/game
1	60.0	36.5	20.0	60.6	42.0	14.0	21.0	0.7	10.0	2.0



GAME

1

#16/14 NOTRE DAME, 60
FORDHAM, 55

Nov. 5, 2019
Rose Hill Gymnasium (Bronx, N.Y.)



Official Basketball Box Score - Final
Notre Dame at Fordham
11/05/19 Rose Hill Gym, Bronx
2019-20 Women's Basketball
Game Time: 12:00 AM
Game Duration: 1:52
Attendance: 3,200
Officials: Ed Sidasky, Kevin Dilard, Kristi Mosley

Notre Dame - 60 Record: 1-0

NO. Name	Min	FG		3P		FT		Rebounds		Fouls		TP	AS	TO	ST	Blocks		+/-
		M/A	M/A	M/A	M/A	OR	DR	OR	DR	PF	FD					BS	BA	
33 Sam Brunelle	F 32:52	4-12	2-6	4-4	2-3	5-5	3-5	14-3	5-2	0-0	7-7							
30 Mikayla Vaughn	C 20:18	3-6	0-0	2-3	2-7	9-9	0-2	8-4	3-1	0-1	7-7							
13 Marta Sniezek	G 38:15	0-3	0-0	1-2	0-4	4-4	0-3	1-6	5-3	0-1	5-5							
21 Anaya Peoples	G 24:04	3-9	0-1	5-9	3-4	7-7	3-6	11-1	1-1	1-1	0-1	-7						
24 Destinee Walker	G 38:01	3-9	0-2	4-6	3-7	10-10	2-4	10-0	1-1	0-0	4-4							
10 Katlyn Gilbert	29:58	5-9	0-0	4-9	2-3	5-5	1-6	14-0	3-2	1-0	10-10							
22 Danielle Cosgrove	11:40	1-4	0-1	0-0	0-2	2-2	0-1	2-0	3-0	1-0	-2							
2 Kaitlin Cole	04:52	0-0	0-0	0-0	0-0	0-0	0-0	0-0	0-0	0-0	1-1							
Team																		
Totals		19-52	2-10	20-33	12-30	42-42	9-27	60-14	21-10	2-3	5-5							

Shooting By Period

1st FG%	5-11	45.5%
3PT%	1-3	33.3%
FT%	5-6	83.3%
2nd FG%	8-18	44.4%
3PT%	1-3	33.3%
FT%	3-3	100%
3rd FG%	3-13	23.1%
3PT%	0-1	0.0%
FT%	5-9	55.6%
4th FG%	3-10	30.0%
3PT%	0-3	0.0%
FT%	7-15	46.7%
GM FG%	19-52	36.5%
3PT%	2-10	20.0%
FT%	20-33	60.6%

Technical Fouls: NONE

Dead Ball Rebounds: 9.3

Fordham - 55 Record: 0-1

NO. Name	Min	FG		3P		FT		Rebounds		Fouls		TP	AS	TO	ST	Blocks		+/-
		M/A	M/A	M/A	M/A	OR	DR	OR	DR	PF	FD					BS	BA	
24 Kaitlyn Downey	F 33:31	3-11	1-8	0-0	6-5	11-11	5-1	7-0	3-5	2-1	-2							
14 Viliu Taviu	C 13:07	1-1	0-0	0-0	0-0	0-0	4-1	2-0	1-1	0-0	-1							
2 Anna DeWolfe	G 36:25	5-16	0-6	0-0	2-7	9-9	4-0	10-9	4-1	0-0	-5							
10 Bre Cavanaugh	G 40:00	6-22	2-12	0-0	5-3	8-8	3-4	14-2	1-1	0-0	-5							
20 Kendall Heremala	G 26:36	5-10	4-7	0-0	0-9	9-9	4-0	14-0	6-0	1-0	5-5							
13 Sarah Karpell	24:29	1-5	1-3	1-2	0-1	1-1	4-2	4-3	1-2	0-0	-2							
43 Megan Jonassen	16:57	2-5	0-0	0-0	3-0	3-3	0-0	4-0	0-0	0-1	-7							
0 Zara Jillings	03:57	0-0	0-0	0-0	0-0	0-0	0-0	0-0	0-0	0-0	-5							
3 Katie McLoughlin	04:48	0-2	0-2	0-0	0-0	0-0	0-1	0-0	0-0	0-0	-3							
Team																		
Totals		23-72	8-38	1-2	16-25	41-41	27-9	55-14	16-10	3-2	-5							

Technical Fouls: NONE

Dead Ball Rebounds: 1.0

Biggest lead	NOT	FOR	Points from Turnovers	NOT	FOR	Period by Period Scoring
15 (2nd 9:50)	2 (1st 9:29)		14	13		1st 2nd 3rd 4th TOT
Best Scoring Run	17 (2nd 3:50)	8 (4th 8:34)	32	22		NOT 16 20 11 13 60
Lead Changes	5		Second Chance	14	19	FOR 14 10 11 20 55
Times Tied	5		Fast Breaks	9	3	
Time with Lead	32:14	03:33	Bench	16	8	

GAME

3

TENNESSEE
#16/14 NOTRE DAME

Nov. 11, 2019
Purcell Pavilion (Notre Dame, Ind.)

GAME

4

MICHIGAN STATE
#16/14 NOTRE DAME

Nov. 14, 2019
Purcell Pavilion (Notre Dame, Ind.)



**2019-20 Notre Dame Women's Basketball
Combined Team Statistics
All games**

Page 1/1
as of Nov 06, 2019

Game Records

Record	Overall	Home	Away	Neutral
ALL GAMES	1-0	0-0	1-0	0-0
CONFERENCE	0-0	0-0	0-0	0-0
NON-CONFERENCE	1-0	0-0	1-0	0-0

Score by Periods

Team	1st	2nd	OT	TOT
Notre Dame	36	24	0	60
Opponents	24	31	0	55

Team Box Score

No.	Player	Total			3-Point		F-Throw		Rebounds				Other Stats									
		GP-GS	MIN	AVG	FG-FGA	FG%	3FG-FGA	3FG%	FT-FTA	FT%	OFF	DEF	TOT	AVG	PF	DQ	A	TO	BLK	STL	PTS	AVG
10	GILBERT, Katlyn	1-0	30	30.0	5-9	.556	0-0	.000	4-9	.444	2	3	5	5.0	1	0	0	3	1	2	14	14.0
33	BRUNELLE, Sam	1-1	33	33.0	4-12	.333	2-6	.333	4-4	1.000	2	3	5	5.0	3	0	3	5	0	2	14	14.0
21	PEOPLES, Anaya	1-1	24	24.0	3-9	.333	0-1	.000	5-9	.556	3	4	7	7.0	3	0	1	1	0	1	11	11.0
24	WALKER, Destinee	1-1	38	38.0	3-9	.333	0-2	.000	4-6	.667	3	7	10	10.0	2	0	0	1	0	1	10	10.0
30	VAUGHN, Mikayla	1-1	20	20.0	3-6	.500	0-0	.000	2-3	.667	2	7	9	9.0	0	0	4	3	0	1	8	8.0
22	COSGROVE, Danielle	1-0	12	12.0	1-4	.250	0-1	.000	0-0	.000	0	2	2	2.0	0	0	0	3	1	0	2	2.0
13	SNIEZEK, Marta	1-1	38	38.0	0-3	.000	0-0	.000	1-2	.500	0	4	4	4.0	0	0	6	5	0	3	1	1.0
2	COLE, Kaitlin	1-0	5	5.0	0-0	.000	0-0	.000	0-0	.000	0	0	0	0.0	0	0	0	0	0	0	0	0.0
Team											0	0	0				0					
Total		1			19-52	.365	2-10	.200	20-33	.606	12	30	42	42.0	9	0	14	21	2	10	60	60.0
Opponents		1			23-72	.319	8-38	.211	1-2	.500	16	25	41	41.0	27	-	14	16	3	10	55	55.0

Team Statistics

	ND	OPP
Scoring	60	55
Points per game	60	55.0
Scoring margin	+5.0	-
Field goals-att	19-52	23-72
Field goal pct	.365	.319
3 point fg-att	2-10	8-38
3-point FG pct	.200	.211
3-pt FG made per game	2.0	8.0
Free throws-att	20-33	1-2
Free throw pct	.606	.500
F-Throws made per game	20.0	1.0
Rebounds	42	41
Rebounds per game	42.0	41.0
Rebounding margin	+1.0	-
Assists	14	14
Assists per game	14.0	14.0
Turnovers	21	16
Turnovers per game	21.0	16.0
Turnover margin	-5.0	-
Assist/turnover ratio	0.7	0.9
Steals	10	10
Steals per game	10.0	10.0
Blocks	2	3
Blocks per game	2.0	3.0
Winning streak	1	-
Home win streak	0	-
Attendance	0	3200
Home games-Avg/Game	0-0	1-3200
Neutral site-Avg/Game	-	0-0

Team Results

Date	Opponent		Score	Att.
11/05/19	at Fordham	W	60-55	3200



TV/RADIO ROSTER



#2 Katie Cole
Sr. // G // 5-10
Toledo, Ohio
Sylvania Northview



#3 Maggie Murdock
So. // G // 5-8
Glencoe, Ill.
New Trier



#5 Cate Murdock
So. // G // 5-8
Glencoe, Ill.
New Trier



#10 Katlyn Gilbert
So. // G // 5-10
Indianapolis, Ind.
Heritage Christian




#12 Abby Prohaska
So. // G // 5-10
Libert Township, Ohio
Lakota West



#13 Marta Sniezek
Sr. // G // 5-8
McLean, Va.
Stanford



#20 Nicole Benz
Jr. // G // 5-8
Valencia, Calif.
William S. Hart



#21 Anaya Peoples
Fr. // G // 5-10
Danville, Ill.
Schlarman



#22 Danielle Cosgrove
So. // F // 6-4
Holbrook, N.Y.
Sachem East



#24 Destinee Walker
Gr. // G // 5-10
Orlando, Fla.
North Carolina



#30 Mikky Vaughn
Jr. // C // 6-3
Philadelphia, Penn.
Paul VI/Friends' Central



#33 Sam Brunelle
Fr. // F // 6-2
Ruckersville, Va.
William Monroe



#40 Katie Keyes
Fr. // 5-11 // F
Ridgewood, N.J.
Ridgewood



Muffet McGraw
Karen & Kevin Keyes Head Coach
33rd Season at Notre Dame
38th Overall as Head Coach



Carol Owens
Associate Head Coach
11th Season as Associate
20th Season at Notre Dame



Beth Cunningham
Associate Head Coach
8th Season



Michaela Mabrey
Assistant Coach
1st Season