



# NOTRE DAME

## WOMEN'S BASKETBALL

### FIGHTING IRISH MEDIA

#### Primary Women's Basketball Contact

|                   |                 |
|-------------------|-----------------|
| <b>Josh Bates</b> | j Bates2@nd.edu |
| @Josh13Bates      | 574-310-9954    |

## GAME 3

## TENNESSEE

### 2019-20 RESULTS (2-0)

| Date   | Opponent              | TV         | Time/Result |
|--------|-----------------------|------------|-------------|
| N5     | at Fordham            | ESPN+      | W, 60-55    |
| N8     | Loyola Maryland       | ACCNX      | W, 84-60    |
| N11    | Tennessee             | ESPN2      | 7 pm        |
| N14    | Michigan State        | ACCN       | 8 pm        |
| N20    | Toledo                | ACCNX      | 7 pm        |
| N23    | at Michigan           | BTN+       | 1 pm        |
| N28    | FGCU +                | Flo Stream | 1:30 pm     |
| N29    | South Dakota State +  | Flo Stream | 11 am       |
| N30    | USF +                 | Flo Stream | 11 am       |
| D4     | Minnesota ^           | ACCN       | 8 pm        |
| D8     | at UConn &            | ESPN       | 4 pm        |
| D11    | DePaul                | ACCN       | 6:30 pm     |
| D21    | Guelph                |            | 1 pm        |
| D29    | Clemson *             | RSN        | 4 pm        |
| J2     | at Pittsburgh *       | ACCNX      | 7 pm        |
| J5     | at Syracuse *         | ACCN       | 4 pm        |
| J9     | Boston College *      | ACCNX      | 7 pm        |
| J12    | NC State *            | ACCN       | 4 pm        |
| J16    | at Duke *             | ACCN       | 8 pm        |
| J19    | Miami *               | ESPN2/ACCN | 1 pm        |
| J26    | at Virginia *         | ACCNX      | 2 pm        |
| J30    | Louisville *          | ESPN       | 7 pm        |
| F2     | at Georgia Tech *     | ACCN       | 2 pm        |
| F6     | at Wake Forest *      | ACCNX      | 7 pm        |
| F9     | Pittsburgh *          | ACCN       | 4 pm        |
| F13    | at Boston College *   | ACCNX      | 7 pm        |
| F16    | at Louisville *       | ACCN       | 3 pm        |
| F20    | Virginia Tech *       | RSN        | 8 pm        |
| F23    | Syracuse *            | ACCN       | 12 pm       |
| F27    | North Carolina *      | ACCNX      | 7 pm        |
| M1     | at Florida State *    | ESPN2/ACCN | 2 pm        |
| M4-8   | ACC Championships     |            |             |
| M20-23 | NCAA 1st & 2nd Rounds |            |             |
| M27-30 | NCAA Regional Round   |            |             |
| A3-5   | NCAA Final Four       |            |             |

+ - Cancun Challenge

^ - ACC/Big Ten Challenge

&amp; - Jimmy V Classic | Hartford, Connecticut

\* - Atlantic Coast Conference game

# - ACC Tournament (Greensboro, N.C.)

! - NCAA Championship

### GAME INFO

|  |   |   |
|--|---|---|
|  | Monday, Nov. 11   7:00 p.m. ET                                | Notre Dame, Ind.   Purcell Pavilion (9,149) |
|  | ESPN2   | Adam Amin, Rebecca Lobo, Andy Landers       |
|  | Pulse FM 96.9 /92.1/103.1                                     | Bob Nagle & Karen Keyes                     |
|  | Follow the live stats on <a href="http://UND.com">UND.com</a> |   |
|  | @NDWBB   #GoIrish   |   |

### THE SERIES

|                   |                 |  |            |
|-------------------|-----------------|--|------------|
| vs Tennessee      | ND trails, 21-8 | Last: ND won 77-62 in Knoxville on 1/24/19 | Streak: W2 |
| Home vs Tennessee | ND trails, 8-4  | Last: ND won, 84-70 on 1/18/18             | Streak: W4 |

### THE COACHES

|           | Head Coach    | At School           | Overall             |
|-----------|---------------|---------------------|---------------------|
| ND        | Muffet McGraw | 837-234 (33rd year) | 925-275 (38th year) |
| Tennessee | Kellie Harper | 2-0 (1st year)      | 287-208 (16th year) |

### BY THE NUMBERS

|               |   |
|---------------|---|
| <b>10,230</b> | The record breaking career amount of points lost with last year's starting five   |
| <b>3,384</b>  | Points lost from players last season (includes transfers and current injured players) - equates to 98 percent of the offense  |
| <b>1,001</b>  | All-time Notre Dame program wins  |
| <b>925</b>    | Coach McGraw Career Wins  |
| <b>837</b>    | Coach McGraw wins at Notre Dame   |
| <b>233</b>    | Consecutive weeks ranked in the AP Poll - ranks 3rd // 163 straight weeks in the top-10 ended with this year's preseason poll |
| <b>91-5</b>   | Notre Dame's record in league play since joining the ACC for 2013-14 season   |
| <b>67</b>     | NCAA Tournament wins - 4th most in Division I   |
| <b>58</b>     | Straight conference wins at home, dating back to 2012   |
| <b>48</b>     | Consecutive wins in the month of November   |
| <b>27</b>     | Total conference championships  |
| <b>24</b>     | straight NCAA Championship appearances - fourth longest active streak & fifth longest all-time                                |
| <b>22</b>     | Different All-Americans   |
| <b>11</b>     | 30-win seasons in program history and 9th straight year   |
| <b>10</b>     | The amount of teams the Irish will face ranked inside the AP's Preseason Top-25   |
| <b>9</b>      | Final Four appearances - ranks as fifth most  |
| <b>8</b>      | Regular season league championships in a row (2 Big East / 6 ACC)   |
| <b>7</b>      | NCAA Title game appearances - 1 of 4 schools to do so (Tennessee, UConn and La Tech)  |
| <b>6</b>      | Natalie Achonwa became the sixth women's basketball player inducted into ND's Ring of Honor                                   |
| <b>2</b>      | National Titles - Notre Dame is the seventh program with multiple national championships                                      |
| <b>1</b>      | Naismith Hall of Fame Coach   |



## NOTRE DAME ROSTER

| No. | Name              | Position | Height | Year | Hometown               | Previous School          |
|-----|-------------------|----------|--------|------|------------------------|--------------------------|
| 2   | Kaitlin Cole      | G        | 5-10   | Sr.  | Toledo, Ohio           | Sylvania Northview       |
| 3   | Maggie Murdock    | G        | 5-8    | So.  | Glencoe, Ill.          | New Trier                |
| 5   | Cate Murdock      | G        | 5-8    | So.  | Glencoe, Ill.          | New Trier                |
| 10  | Katlyn Gilbert    | G        | 5-10   | So.  | Indianapolis, Ind.     | Heritage Christian       |
| 12  | Abby Prohaska     | G        | 5-10   | So.  | Liberty Township, Ohio | Lakota West              |
| 13  | Marta Sniezek     | G        | 5-8    | Gs.  | McLean, Va.            | Stanford                 |
| 20  | Nicole Benz       | G        | 5-8    | Jr.  | Valencia, Calif.       | William S. Hart          |
| 21  | Anaya Peoples     | G        | 5-10   | Fr.  | Danville, Ill.         | Schlarman                |
| 22  | Danielle Cosgrove | F        | 6-4    | So.  | Holbrook, N.Y.         | Sachem East              |
| 24  | Destinee Walker   | G        | 5-10   | Gr.  | Orlando, Fla.          | North Carolina           |
| 30  | Mikayla Vaughn    | C        | 6-3    | Jr.  | Philadelphia, Penn.    | Paul VI/Friends' Central |
| 33  | Sam Brunelle      | F        | 6-2    | Fr.  | Ruckersville, Va.      | William Monroe           |
| 40  | Katie Keyes       | F        | 5-11   | Fr.  | Ridgewood, N.J.        | Ridgewood                |

|   |                 |                       |                            |
|---|-----------------|-----------------------|----------------------------|
| Karen & Kevin Keyes Women's Basketball Head Coach | Muffet McGraw   | Saint Joseph's '77    | 33rd Season / 38th Overall |
| Associate Head Coach                              | Carol Owens     | Northern Illinois '90 | 19th Season                |
| Associate Head Coach                              | Beth Cunningham | Notre Dame '97        | 8th Season                 |
| Assistant Coach                                   | Michaela Mabrey | Notre Dame '16        | 1st Season                 |
| Director of Operations                            | Angie Potthoff  | Penn State '97        | 1st Season                 |
| Video Coordinator                                 | James Spinelli  | Temple '14            | 2nd Season                 |
| Sport Administrator                               | Katie Capps     | Western Kentucky '02  | 5th Season                 |

### AT THE HELM

Karen and Kevin Keyes head coach Muffet McGraw completed her 32nd season at the helm of the Irish (837-234) and 37th year overall as a head coach (925-275). With 925 career wins, McGraw ranks seventh all-time among Division I coaches. McGraw also ranks fifth among active coaches, trailing Tara VanDerveer, Geno Auriemma, Barbara Stevens and Vivian Stringer.

McGraw is also just one of four coaches (men's or women's basketball) in NCAA Division I history with over 900 wins, nine Final Fours and multiple national championships. The prestigious list includes Pat Summitt, Geno Auriemma and Duke men's coach Mike Krzyzewski.

In September of 2017, McGraw was enshrined into the Naismith Memorial Basketball Hall of Fame, becoming the 32nd woman ever to do so and 13th female coach.

Coach McGraw boasts nine Final Fours (third behind Auriemma and Summitt), seven NCAA title game appearances and the third most NCAA Tournament wins with 67. Coach McGraw is also the sixth different coach with multiple NCAA titles, joining Auriemma, Summitt, Linda Sharp, Tara VanDerveer and Kim Mulkey.

Finally, against the very school in which she began her head coaching career, Coach McGraw joined the 900-win club when the Irish defeated Lehigh on Dec. 30, 2018. McGraw became the fourth fastest Division I coach to

reach the 900 win milestone, doing so in 1,172 games:

|                 |             |
|-----------------|-------------|
| Geno Auriemma   | 1,034 games |
| Pat Summitt     | 1,072 games |
| Tara VanDerveer | 1,104 games |

### NCAA HISTORY

Notre Dame wrapped its 26th NCAA Championship appearance and 24th in a row. Their 24 straight appearances are the fourth longest active streak in the country and fifth best all-time.

### Most Consecutive NCAA Berths

| No. | School            | Streak    | Years             |
|-----|-------------------|-----------|-------------------|
| 1.  | Tennessee         | 38        | 1982-2019*        |
| 2.  | Stanford          | 32        | 1988-2019*        |
| 3.  | UConn             | 31        | 1989-2019*        |
| 4.  | Louisiana Tech    | 25        | 1982-2011         |
| 5.  | <b>Notre Dame</b> | <b>24</b> | <b>1996-2019*</b> |

\* denotes active streak

The Irish are 67-24 all-time in the NCAA Tournament, as their 67 wins rank fourth all-time.

Notre Dame joins Louisiana Tech, USC and Stanford with two NCAA titles behind UConn (11), Tennessee (8) and Baylor (3).

Notre Dame is one of three schools (Tennessee & UConn) to reach seven NCAA Title games. Their nine Final Four appearances are the fifth-most of any school behind Tennessee (18), UConn (18), Stanford (13) and La Tech (10).

## PRONUNCIATION

|                |              |
|----------------|--------------|
| Katlyn Gilbert | Kate-lyn     |
| Anaya Peoples  | Uh-nay-uh    |
| Abby Prohaska  | Pro-hask-kuh |
| Marta Sniezek  | Sneeze-ick   |

## TEAM INFORMATION

|                              |                          |
|------------------------------|--------------------------|
| Conference                   | Atlantic Coast           |
| Home Arena (Capacity)        | Purcell Pavilion (9,149) |
| Starters Returning/Lost      | 0/5                      |
| Total Returning/Lost         | 6/8                      |
| Newcomers                    | 4                        |
| First Season                 | 1977-78                  |
| Full Seasons                 | 41                       |
| All-Time Record              | 1,001-333 (.750)         |
| NCAA Appearances/Record      | 26 / 67-24 (.736)        |
| First/Last NCAA Appearance   | 1992 / 2018              |
| ACC Member                   | 2013-14 - present        |
| ACC Regular Season           | 91-5 (.948)              |
| ACC Tournament               | 17-1 (.933)              |
| ACC Tournament Championships | 4 (2014-17)              |

## NATIONAL RANKINGS

2019-20 AP TOP 25  
(Preseason)

- Oregon
- Baylor
- Stanford
- Maryland
- UConn
- Texas A&M
- Oregon St
- South Carolina
- Louisville
- Mississippi St
- UCLA
- Florida St
- Kentucky
- NC State
- Texas
- Notre Dame
- Michigan St
- DePaul
- Miami
- Arizona St
- Syracuse
- Arkansas
- Minnesota
- Indiana
- Michigan

Receiving Votes:

West Virginia 71, Iowa State 44, Gonzaga 32, Rice 30, Drake 24, Tennessee 22, Boise State 15, South Dakota 11, Arizona 9, South Florida 9, Iowa 8, South Dakota State 7, LSU 7, Auburn 5, Duke 4, North Carolina 4, Rutgers 2, Ohio 1, Kansas State 1

2019-20 USA TODAY COACHES  
(Preseason)

- Oregon
- Baylor
- Stanford
- UConn
- Maryland
- Oregon St
- Texas A&M
- Mississippi St
- Louisville
- South Carolina
- UCLA
- NC State
- Florida St
- Notre Dame
- Texas
- Kentucky
- Syracuse
- Arizona St
- Miami
- DePaul
- Michigan St
- Arkansas
- Gonzaga
- Iowa St
- Michigan

Receiving Votes:

Iowa 75, Minnesota 73, West Virginia 54, Indiana 49, Drake 48, Rice 44, Arizona 36, South Dakota 20, Marquette 18, Tennessee 16, Missouri State 13, South Dakota State 12, Boise State 12, BYU 10, San Diego State 7, California 7, Missouri 6, South Florida 5, James Madison 4, Rutgers 4, Kansas State 3, UCF 3, Buffalo 2, Florida Gulf Coast 2, Abilene Christian 1, Oklahoma State 1, USC 1



### NOTRE DAME ACC STATS

| Team Stats         | ACC Only (Rk) | All Games (Rk) |
|--------------------|---------------|----------------|
| Scoring Offense    |               |                |
| Scoring Defense    |               |                |
| Scoring Margin     |               |                |
| FT Percentage      |               |                |
| FG Percentage      |               |                |
| FG Pct. Defense    |               |                |
| 3-FG Percentage    |               |                |
| 3-FG Pct. Defense  |               |                |
| Rebounding Offense |               |                |
| Rebounding Defense |               |                |
| Rebounding Margin  |               |                |
| Blocked Shots      |               |                |
| Assists            |               |                |
| Steals             |               |                |
| Turnover Margin    |               |                |
| Assist/TO Ratio    |               |                |
| Offensive Rebounds |               |                |
| Defensive Rebounds |               |                |
| 3-FG Made          |               |                |

### INDIVIDUAL ACC STATS

| Individual Leaders | Stat | ACC (Rk) | All (Rk) |
|--------------------|------|----------|----------|
|                    |      |          |          |
|                    |      |          |          |
|                    |      |          |          |
|                    |      |          |          |
|                    |      |          |          |
|                    |      |          |          |
|                    |      |          |          |
|                    |      |          |          |
|                    |      |          |          |
|                    |      |          |          |
|                    |      |          |          |
|                    |      |          |          |
|                    |      |          |          |
|                    |      |          |          |
|                    |      |          |          |
|                    |      |          |          |
|                    |      |          |          |
|                    |      |          |          |
|                    |      |          |          |
|                    |      |          |          |
|                    |      |          |          |
|                    |      |          |          |

The Irish have reached 10 Elite Eights. In fact, Notre Dame and UConn are the only teams to reach the Elite Eight eight times in the last nine years. Yet, the Irish have been more successful than any other regularly-appearing school at that stage, as their .900 winning percentage (9-1) is the best of any program to play in at least five Elite Eights.

#### Best Elite Fight Winning % (Min. Five App.)

| No. | School     | Record | Pct. |
|-----|------------|--------|------|
| 1.  | Notre Dame | 9-1    | .900 |
| 2.  | UConn      | 20-5   | .800 |
| 3.  | Stanford   | 13-7   | .650 |
| 4.  | Tennessee  | 18-10  | .643 |

Finally, Notre Dame has advanced to 17 Sweet 16s. The Irish are one of four schools to make the last 10 straight Sweet 16s, joining UConn, Stanford and Baylor.

#### IRISH VERSUS THE LADY VOLS

Tennessee may be leading the overall series 21-8, but it's been mostly Irish since 2011. In fact, the Irish have defeated Tennessee eight times over their last nine encounters. However, Monday's matchup in South Bend will mark the first the two have battled in the first month of play since 2003.

Who could forget the 2018 encounter dubbed 'A Comeback For the Ages.' Trailing 23 points at 37-14 at the 7:03 mark in the second quarter, the Irish recorded a 37-point swing to win 84-70. The 23-point comeback marked the largest deficit overcome in Notre Dame history and tied for the fifth best all-time in Division I women's basketball. Coach McGraw often cites this game as the one which launched the Irish on a path to a national title.

#### WELCOME BACK GILBERT

Last season, Gilbert played in six full games, including a breakout Vancouver Showcase, before suffering a season-ending shoulder injury against Iowa on Nov. 29, 2018. Nearly a year later, Gilbert returned in full force, co-leading the team with 14 points. Then in the home opener vs Loyola, Gilbert made the most of her first career start, exploding for a career high 24 points, while also reeling in a career best six rebounds.

Gilbert has even flashed some Jackie Young like ability in driving to the basket and getting to the free throw line. After two games, Gilbert leads the squad in scoring, field goal percentage, field goals made, free throws made and free throw attempts.

#### GILBERT-PEOPLES CONNECTION

The on-the-court chemistry between guards Katlyn Gilbert and Anaya Peoples has been immediate and there's no wonder way. Gilbert, from the Indianapolis area, and Peoples from Danville, Illinois, have played together every summer since they were seven and six years old, respectively. The duo first played on FBC together and

### ACC

| Team           | ACC Record | Overall Record |
|----------------|------------|----------------|
| Notre Dame     |            | 2-0            |
| Louisville     |            | 2-0            |
| NC State       |            | 1-0            |
| Syracuse       |            | 1-0            |
| Florida State  |            | 1-0            |
| Clemson        |            | 1-0            |
| North Carolina |            | 1-0            |
| Georgia Tech   |            | 1-0            |
| Virginia Tech  |            | 1-0            |
| Duke           |            | 1-0            |
| Virginia       |            | 1-0            |
| Boston College |            | 1-0            |
| Pitt           |            | 0-1            |
| Wake Forest    |            | 2-0            |
| Miami          |            |                |

### PRESEASON ALL-ACC

| BLUE RIBBON PANEL          | COACHES PANEL              |
|----------------------------|----------------------------|
| <u>All-ACC</u>             | <u>All-ACC</u>             |
| Kobi Thornton, Clemson     | Kobi Thornton, Clemson     |
| Haley Gorecki, Duke        | Haley Gorecki, Duke        |
| Nicki Ekhomu, FSU          | Nicki Ekhomu, FSU          |
| Kiah Gillespie, FSU        | Kiah Gillespie, FSU        |
| Elizabeth Balogun, UL      | Elizabeth Balogun, UL      |
| Dana Evans, UL             | Beatrice Mompremier, UM    |
| Beatrice Mompremier, UM    | Elissa Cunane, NC State    |
| Elissa Cunane, NC State    | Aislinn Konig, NC State    |
| Janelle Bailey, UNC        | Janelle Bailey, UNC        |
| Jocelyn Willoughby, UVA    | Jocelyn Willoughby, UVA    |
| <u>Player of the Year</u>  | <u>Player of the Year</u>  |
| Beatrice Mompremier, UM    | Beatrice Mompremier, UM    |
| <u>Newcomer Watch List</u> | <u>Newcomer Watch List</u> |
| River Baldwin, FSU         | River Baldwin, FSU         |
| Nyah Green, UL             | Nyah Green, UL             |
| Jakie Brown-Turner, NC ST  | Jakie Brown-Turner, NC ST  |
| Sam Brunelle, ND           | Sam Brunelle, ND           |
| Anaya Peoples, ND          | Anaya Peoples, ND          |
|                            |                            |
|                            |                            |
|                            |                            |



## NCAA NATIONAL RANKINGS

| Statistic           | Nat'l Rank      | Conf Rank  | Value | National Leader               | Value |
|---------------------|-----------------|------------|-------|-------------------------------|-------|
| FG% Defense         | 69              | 10         | .318  | Stanford                      | .141  |
| Free Throw Attempts | 2               | 1          | 57    | McNeese                       | 64    |
| Free Throws Made    | 5               | 1          | 37    | Troy                          | 41    |
| Fouls/Game          | 24              | 1          | 12.0  | Wyoming                       | 8.0   |
| Rebounds/Game       | 67              | 7          | 46.0  | Arkansas St.                  | 64.0  |
|                     |                 |            |       |                               |       |
| Statistic           | Player          | Nat'l Rank | Value | National Leader               | Value |
| Assists/Game        | Marta Sniezek   | 47         | 6.0   | Chelsea Olson, Youngstown St. | 11.0  |
| Double-Doubles      | Destinee Walker | 7          | 1     | 6 players tied                | 2     |
| FG Attempts         | Sam Brunelle    | 37         | 27    | Erica Haynes-Overton, ETSU    | 47    |
| FG Made             | Katlyn Gilbert  | 18         | 14    | Erica Haynes-Overton, ETSU    | 22    |
|                     | Anaya Peoples   | 44         | 12    |                               |       |
| Final Points        | Katlyn Gilbert  | 12         | 38    | Kai Moon, Binghamton          | 38    |
| FT Attempts         | Katlyn Gilbert  | 10         | 16    | Kai Moon, Binghamton          | 25    |
|                     | Anaya Peoples   | 15         | 14    |                               |       |
|                     | Destinee Walker | 15         | 14    |                               |       |
| FT Made             | Katlyn Gilbert  | 15         | 10    | Kai Moon, Binghamton          | 23    |
|                     | Destinee Walker | 15         | 10    |                               |       |
| Minutes             | Destinee Walker | 5          | 75:14 | Erica Haynes-Overton, ETSU    | 76:57 |
|                     | Marta Sniezek   | 35         | 67:43 |                               |       |
|                     | Sam Brunelle    | 43         | 66:26 |                               |       |
| Minutes/Game        | Destinee Walker | 61         | 37:62 | Dahnye Redd, Morgan St.       | 49:13 |
| 3PT FG Attempted    | Sam Brunelle    | 64         | 11    | Kyara Frames, Albany          | 23    |

later finished playing with Midwest Elite in Chicago.

The two spearheaded the big win over Loyola in the home opener, combining for 26 of the team's 44 second half points.

### #24 CONTINUED

Putting on the No. 24 jersey in 2019 means big shoes to fill in South Bend. Though Arike's final two seasons with the Irish could never be replicated, grad transfer Destinee Walker is looking to step up to the plate.

It's been a long road back for Walker. Her only full season came her freshman year in 2015-16 at North Carolina, starting in 31-of-32 games played. An injury cut her game total the next year to 21 games, then another injury her junior year resulted in just four games.

Fast forward a year and a new school later and Walker debuted with a 10-point, 10-rebound, double-double - just the second of her career. In game two, Walker came out hot, scoring 13 of her 19 points against Loyola MD in the first half. Furthermore, after two games, Walker leads the Irish in rebounding with an 8.0 average.

### WHAT WE'VE LOST

Starters Ogunbowale, Young, Mabrey, Shepard and Turner went down as the most prolific scoring fivesome in NCAA Division I history. The ND quintet amassed a total of 10,230 points, becoming the first group to ever accumulate 10,000 points or more.

When you look at those who graduated/went to the WNBA, transferred or who are currently injured (Prohaska & Vaughn), the Irish have lost 3,384 points of their 3,454 team total from last season. That equates to 98 percent of their offense. Both the percentage and total rank as the most all-time lost for a power-five school.

Now last year's starters went on to make WNBA Draft history - becoming the first starting five to not only be drafted but do so in the first 20 picks. Jackie Young became the second Irish player in program history selected No. 1 overall, joining Jewell Loyd, when she was picked by the Las Vegas Aces. Notre Dame joined Stanford, Tennessee and UConn as the only programs with multiple No. 1 overall selections.

Moments later, the Dallas Wings selected Arike Ogunbowale fifth overall. This marked the first time the Irish

had two first round picks within the top five. History continued with the 11th overall pick, where the Atlanta Dream selected Brianna Turner, thus marking the first time Notre Dame had three first round picks. However, shortly after, the Mercury traded for the rights of Turner, shipping the forward to Phoenix, Arizona. Next up, Jessica Shepard went 16th overall to the Minnesota Lynx. Then Marina Mabrey completed the group after going 19th overall to the Los Angeles Sparks.

Furthermore, Ogunbowale, Young and Turner were later named to the WNBA All-Rookie Team, as ND became the first program to have three selections.

### CHANGE IN COACHING

Out of 349 NCAA Division I women's basketball programs at the start of the 2018-19 season, Notre Dame was one of just six, whose head coach and three assistant coaches were together seven consecutive seasons. However, change met familiarity for the 2019-20 season. Just months after Coach McGraw's passionate Final Four speech about wanting more female leadership, Niele Ivey accepted an assistant coaching position with the Memphis Grizzlies, becoming the ninth active NBA female coach.

Enter a last name Notre Dame fans know all too well - Mabrey. Michaela ensures that a Mabrey will be on Notre Dame's campus for the eighth straight year. A 2016 alumna, her younger sister just graduated in 2019. Mabrey has spent one year coaching stints at Miami, Miami (Ohio) and LSU.

### FRESHMEN STARTERS

A program rarity occurred in the season opener at Fordham, when Coach McGraw started freshmen Sam Brunelle and Anaya Peoples. It marked the first time two freshmen started a season opener for Notre Dame since the 2001-02 season opener in which Teresa Borton and Jacqueline Batteast started. And in that moment back in 2001, it marked the first time in 20 years two freshmen had started.

### THE ROOKS

The Rooks stepped up in a major way in the 60-55 season-opening win over Fordham. Sam Brunelle co-led the team in scoring with 14 points, while Anaya Peoples logged 11 points and seven boards. Peoples tallied seven points in the third quarter, then provided critical free throws and an offensive board in the final 10 seconds of the game to ice the win.

The last time a Notre Dame freshman led the squad in scoring in their debut ... Brianna Turner in 2014, who shattered the program record for points in an opener with 29 over UMass.

Peoples and Brunelle then became the first Notre Dame freshmen since Turner in 2014 to log back-to-back

**NOTRE DAME'S RECORD WHEN ...****Day of the Week**

|           |     |
|-----------|-----|
| Sunday    |     |
| Monday    |     |
| Tuesday   | 1-0 |
| Wednesday |     |
| Thursday  |     |
| Friday    | 1-0 |
| Saturday  |     |

**Time of Game**

|  |     |
|--|-----|
| Day games (before 6 pm local time)     |     |
| Night games (6 pm or later local time) | 2-0 |

**Location**

|              |     |
|--------------|-----|
| Home games   | 1-0 |
| Road games   | 1-0 |
| Neutral site |     |

**Halftime Score**

|                      |     |
|----------------------|-----|
| Leading at the half  | 2-0 |
| Tied at the half     |     |
| Trailing at the half |     |

**Individual Scoring**

|                                    |     |
|------------------------------------|-----|
| Two or fewer double-figure scorers |     |
| Three double-figure scorers        |     |
| Four double-figure scorers         | 2-0 |
| Five or more double-figure scorers |     |

**Rebounding margin**

|                              |     |
|------------------------------|-----|
| More rebounds than opponent  | 2-0 |
| Same number of rebounds      |     |
| Fewer rebounds than opponent |     |

**Field goal shooting**

|                                      |     |
|--------------------------------------|-----|
| Shot higher percentage than opponent | 2-0 |
| Shot same percentage as opponent     |     |
| Shot lower percentage than opponent  |     |
| Shot 45% or better                   | 1-0 |
| Shoot less than 45%                  | 1-0 |
| Hold opponent under 40%              | 2-0 |

**Free-throw margin**

|                                      |     |
|--------------------------------------|-----|
| Make more free-throws than opponent  | 2-0 |
| Make same number of free-throws      |     |
| Make fewer free-throws than opponent |     |

**Turnovers**

|                                 |     |
|---------------------------------|-----|
| Commit fewer turnovers          |     |
| Commit same number of turnovers | 1-0 |
| Commit more turnovers           | 1-0 |

**Uniform Combinations**

|                               |     |
|-------------------------------|-----|
| White jerseys with gold       | 1-0 |
| White jerseys with green trim |     |
| Blue jerseys                  | 1-0 |

**Miscellaneous**

|                    |     |
|--------------------|-----|
| Vs. top-25         |     |
| Vs. top-10         |     |
| When ranked higher | 2-0 |
| When ranked lower  |     |
| On commercial tv   |     |
| In overtime games  |     |

**Margin of Victory**

|              |     |
|--------------|-----|
| 1-5 points   | 1-0 |
| 6-10 points  |     |
| 11-15 points |     |
| 16-20 points |     |
| 21+ points   | 1-0 |

**Month**

|          |     |
|----------|-----|
| November | 2-0 |
| December |     |
| January  |     |
| February |     |
| March    |     |
| April    |     |

double-digit scoring performances to begin their Irish career. Peoples notched 19 points in the home opener, while Brunelle nearly earned a double-double with 12 points and nine boards.

**FRESH FIVE**

With the exit of last year's starting five, the transfers of Nixon and Patterson, along with Prohaska's injury, the Irish had a starting five this past Tuesday who have never started in an Irish uniform. Then, with Vaughn's injury, the Irish had another fresh start on Friday in Katlyn Gilbert.

**1,000 PROGRAM WINS**

With the victory over Fordham, the Irish became the 13th team to reach the 1,000-win milestone. The teams right in front of the Irish are:  
No. 12 Maryland - 1,001 wins  
No. 11 Western Kentucky - 1,004 wins  
No. 10 Green Bay - 1,005 wins  
(win total listed was before season kicked off)\*

**RING OF HONOR**

On November 8, Natalie Achonwa joined Notre Dame's prestigious Ring of Honor. Achonwa becomes the sixth player to have a banner raised in the rafters, joining Ruth Riley-Hunter, Skylar Diggins-Smith, Niele Ivey, Beth (Morgan) Cunningham and Kayla McBride.

Donning an Irish uniform from 2010-14, Achonwa-led squads reached four consecutive Final Fours, including three NCAA title games. Achonwa accumulated an impressive 138-15 overall record (second most by a senior class) with a 60-4 mark in conference play, in addition to winning five combined regular season and

conference tournament championships.

The Guelph, Ontario, native was a two-time All-American, three-time All-NCAA Regional nod and a two-time All-Conference selection (2013 Big East / 2014 ACC). Achonwa, who captained the Irish her senior year, now ranks 16th on the Irish all-time scoring list, amassing 1,546 points over her storied career.

**SEASON OPENERS**

The victory against Fordham also kept intact an impressive winning streak in season openers, marking the 25th in a row, dating back to Nov. 30, 1994.

**NEW TEAM, SAME SCHEDULE**

Coach McGraw has never shied away from having a challenging schedule. In fact, the Irish have boasted both the No. 1 strength of schedule and No. 1 RPI the past two seasons. This year, despite all the new faces, the scheduling philosophy remains the same.

All-in-all, the Irish face 10 teams ranked inside the preseason AP top-25. The breakdown:

Five Non-Conference - #25 Michigan, #23 Minnesota, #18 DePaul, #17 Michigan St, #5 UConn

Five Conference - #21 Syracuse, #18 Miami, #14 NC State, #12 Florida St, #9 Louisville

**REMEMBER, REMEMBER, THE WINS OF NOVEMBER**

For the past eight seasons, the Irish have owned the month of November. The Irish have now won 48 straight contests in the opening month of play and are 51-1 over the past nine years. The lone loss was a 94-81 decision to Baylor in Waco, Texas on Nov. 20, 2011.

**OUTSIDE THE AP TOP-10**

Both the preseason AP and Coaches polls have been released and the Irish check in at No. 16 and No. 14, respectively. Therefore, Notre Dame's 163 week streak of being ranked inside the AP top-10 has come to an end. The 163 consecutive weeks ranked second behind UConn. However, the Irish do maintain their 232 straight weeks inside the AP top-25, which ranks third.

**ROSTER BREAKDOWN**

A current breakdown of the seven healthy scholarship players on this year's team:

Freshmen - Brunelle, Peoples

Sophomores - Cosgrove, Gilbert

Senior - Cole (was a walk-on the past two years)

Grads - Sniezek, Walker

**SMART ON DEFENSE**

Due to the limited roster above, the Irish defense could not suffer any mental breakdowns in game one in terms of fouling. The result - Fordham had only one trip to the free-throw line and went 1-of-2. The second game



## GAME BY GAME STARTING LINEUPS

| DATE  | OPPONENT        | LINEUP  |         |        |          |         | RECORD |
|-------|-----------------|---------|---------|--------|----------|---------|--------|
| 11/5  | Fordham         | Sniezek | Peoples | Walker | Brunelle | Vaughn  | 1-0    |
| 11/8  | Loyola Maryland | Sniezek | Peoples | Walker | Brunelle | Gilbert | 1-0    |
| 11/11 | Tennessee       |         |         |        |          |         |        |
| 11/14 | Michigan St     |         |         |        |          |         |        |
| 11/20 | Toledo          |         |         |        |          |         |        |
| 11/23 | Michigan        |         |         |        |          |         |        |
| 11/28 | FGCU            |         |         |        |          |         |        |
| 11/29 | South Dakota St |         |         |        |          |         |        |
| 11/30 | USF             |         |         |        |          |         |        |
| 12/4  | Minnesota       |         |         |        |          |         |        |
| 12/8  | UConn           |         |         |        |          |         |        |
| 12/11 | DePaul          |         |         |        |          |         |        |
| 12/29 | Clemson         |         |         |        |          |         |        |
| 1/2   | Pittsburgh      |         |         |        |          |         |        |
| 1/5   | Syracuse        |         |         |        |          |         |        |
| 1/9   | Boston College  |         |         |        |          |         |        |
| 1/12  | NC State        |         |         |        |          |         |        |
| 1/16  | Duke            |         |         |        |          |         |        |
| 1/19  | Miami           |         |         |        |          |         |        |
| 1/26  | Virginia        |         |         |        |          |         |        |
| 1/30  | Louisville      |         |         |        |          |         |        |
| 2/2   | Georgia Tech    |         |         |        |          |         |        |
| 2/6   | Wake Forest     |         |         |        |          |         |        |
| 2/9   | Pittsburgh      |         |         |        |          |         |        |
| 2/13  | Boston College  |         |         |        |          |         |        |
| 2/16  | Louisville      |         |         |        |          |         |        |
| 2/20  | Virginia Tech   |         |         |        |          |         |        |
| 2/23  | Syracuse        |         |         |        |          |         |        |
| 2/27  | North Carolina  |         |         |        |          |         |        |
| 3/1   | Florida St      |         |         |        |          |         |        |
|       |                 |         |         |        |          |         |        |
|       |                 |         |         |        |          |         |        |
|       |                 |         |         |        |          |         |        |
|       |                 |         |         |        |          |         |        |

### Season/Career Start Totals

| Player          | 2019-20 | Career | Streak |
|-----------------|---------|--------|--------|
| Marta Sniezek   | 2       | 52     | 2      |
| Destinee Walker | 2       | 53     | 2      |
| Sam Brunelle    | 2       | 2      | 2      |
| Anaya Peoples   | 2       | 2      | 2      |
| Katlyn Gilbert  | 1       | 1      | 1      |
| Mikayla Vaughn  | 1       | 1      |        |
| Abby Prohaska   | 0       | 3      |        |

### Record When Starting

| Player          | 2019-20 | Career |
|-----------------|---------|--------|
| Marta Sniezek   | 2-0     | 2-0    |
| Destinee Walker | 2-0     | 2-0    |
| Sam Brunelle    | 2-0     | 2-0    |
| Anaya Peoples   | 2-0     | 2-0    |
| Katlyn Gilbert  | 1-0     | 1-0    |
| Mikayla Vaughn  | 1-0     | 1-0    |
| Abby Prohaska   | 0-0     | 2-1    |

versus Loyola was no different, as the Greyhounds had just 12 trips to the line, going 6-for-12.

### PROTECTING THE HOUSE

Purcell Pavilion continues to be one of the toughest venues to play in women's hoops. Over the last 113 games at home, the Irish have only lost three times, with all three coming against UConn.

Notre Dame is 483-93 all-time inside Purcell Pavilion. The Irish have sold out Purcell Pavilion 56 times and boasts a 46-10 record in those instances.

Most notably, however, has been how dominant the Irish have been in league play at home. Notre Dame has won a school-record 58 consecutive home conference games, beginning with a 66-47 win over Providence on Feb. 14, 2012, in BIG EAST play.

### NOTRE DAME - UCONN EXTENDED

The top rivalry in NCAA Division I women's basketball, Notre Dame and Connecticut, will live on through the 2023-24 season, as both programs agreed to extend the series four more years. The final game of the previous contract will take place Dec. 8 of this year inside Gampel Pavilion in Storrs, Connecticut.

The new extension will see the Huskies visit Purcell Pavilion on both Dec. 6, 2020, and Dec. 4 of 2022. The Irish will then return the trips to Connecticut on Dec. 5 of 2021, and Dec. 3 of 2023.

The two sides have competed 50 times since their inaugural bout back in January of 1996, with UConn leading the series 37-13. However, over the last nine years, Notre Dame has defeated UConn nine times, while all other Division I teams have combined for eight wins.

### ACC NEWCOMER WATCH LIST

The Atlantic Coast Conference named freshmen Anaya Peoples and Sam Brunelle to its Newcomer Watch List, claiming two of the five spots on both the Blue Ribbon media poll and the coaches poll.

Brunelle and Peoples were top-20 ranked recruits, who comprised yet another top-10 ranked recruiting class for Karen & Kevin Keyes head coach Muffet McGraw and company. Brunelle, who was ranked No. 6 overall by ESPNW, was a two-time Naismith High School All-American and 2019 McDonald's All-American – won the three-point contest at the latter. Brunelle was also both the 2018 Gatorade Virginia Player of the Year and USA Today Virginia Player of the Year. Ultimately, she finished her prep career with 2,229 points and 1,272 rebounds.

Peoples, who was ranked fourth at her position, was a two-time Illinois Class 1A State champion at Dan Schlarman High, where she finished her prep career with



2,086 points. Peoples was a 2019 McDonald's All-American and Jordan Brand Classic member. In 2018, Peoples was a Naismith All-America honorable mention.

### **CHERYL MILLER AWARD WATCH LIST**

The Naismith Memorial Basketball Hall of Fame and the Women's Basketball Coaches Association announced its watch list for the 2020 Cheryl Miller Award, with freshman Sam Brunelle making the cut. The Cheryl Miller Award Watch List recognizes the top 20 small forwards in the country.

This marks the second consecutive year the Irish have had a representative on the Cheryl Miller Award Watch List. Last season, Jackie Young was a top-five finalist for the award.

### **ND RADIO CREW**

The women's hoops program announced its radio broadcast crew for the upcoming 2019-20 season. Joining Bob Nagle this year will be 1991 alumnae Karen (Robinson) Keyes and Fighting Irish Media's Tony Simeone. Keyes will be the color analyst alongside the play-by-play host for a majority of this year's contests. Meanwhile, Simeone will be on the mic for all road games. The voice of the women's program, Bob Nagle, will remain the main play-by-play for all home contests, along with co-hosting the Muffet McGraw Radio Show. Nagle is currently rehabbing a foot injury and will spend time off the road returning to full health.

### **MUFFET MCGRAW RADIO SHOW**

The Muffet McGraw Radio Show presented by TireRack.com will once again return to O'Rourke's Public House for five dates during the 2019-20 season. Karen and Kevin Keyes Notre Dame women's basketball head coach Muffet McGraw, alongside the voice of the Irish Bob Nagle, will conduct the one-hour broadcast live, both on Facebook live and to the Irish faithful in attendance.

Irish fans can set their calendars now for the following radio show dates: Nov. 18, Dec. 2, Dec. 30, Jan. 27 and Feb. 24. The show will air from 6-7 p.m. ET, with the exception of the Nov. 18 date, which will begin at an earlier 5:30 p.m. start time.

Each episode will not only broadcast live on 96.9/92.1/103.1 Pulse FM, but also stream live on the Notre Dame Fighting Irish app and on Facebook.com/FightingIrish.

### **STATISTICAL CHAMPION**

The 2018-19 version of the Fighting Irish earned a statistical championship by season's end for the country's top offense. Averaging a blistering 88.6 points per game, it marks the first time in which the Irish finished as the nation's top offense. All-in-all, the Irish totaled

3,454 points.

Notre Dame's scoring average will also go down as the program's top offense as well. The 2013-14 Irish squad led by Kayla McBride and Natalie Achonwa previously held the record at 86.1 ppg (3,271 points in 38 games).

### **RECORD BREAKER X3**

Three players --> Four different record holders. Arike Ogunbowale became Notre Dame's all-time scoring leader on Feb. 21 vs Duke. The senior surpassed Skylar Diggins-Smith's record of 2,357 career points. In addition, Ogunbowale was just 1-of-5 Irish greats to score over 2,000 points, joining Ruth Riley, Katryna Gaither, Beth (Morgan) Cunningham and of course Skylar Diggins-Smith. Ogunbowale ultimately finished with 2,626 career points, which ranked third all-time in the ACC.

On March 9 in the ACC Semis vs Syracuse, Marina Mabrey became Notre Dame's made three-pointers record holder. Mabrey went 4-for-9 from deep, surpassing Alicia Ratay (262). The senior finished with 274 career made threes, which ranks eighth all-time in the ACC.

Next, on March 25 vs Michigan State, Brianna Turner became the new rebounding leader at Notre Dame, surpassing Ruth Riley's mark of 1,007. Turner finished with 1,048 rebounds.

However, Turner wasn't done there, becoming the program's new blocks leader on the game-clinching play of the National Semifinal vs. UConn. Turner surpassed Ruth Riley's 370 mark to finish with 372 --> third all-time in the ACC.

\*Honorable Mention to Jessica Shepard, who after two years with the Irish, posted a 9.2 career rebounding average. That number qualifies for first all-time.

### **A 30-WIN CAMPAIGN**

Notre Dame wrapped the 2018-19 year with a 35-4 overall record, marking the program's ninth consecutive 30-win season and 11th in school history. Nationally, only UConn has a longer active streak of 30-win seasons at 14, while Baylor matches the Irish with a streak that began in 2010-11.

### **ACC CHAMPS**

Notre Dame earned its sixth straight ACC regular season title and eighth straight conference regular season title when dating back to the final two years of the Big East. The six consecutive regular season titles tie the all-time mark set by Virginia from 1991-96.

In addition, the eight in a row marks the second highest active streak in the country, only behind nine from Baylor. Green Bay lost its streak of 20 to Wright State this season in the Horizon League.



### Leading Scorer

|              |       |
|--------------|-------|
| Kate Gilbert | 2 (2) |
| Sam Brunelle | 1 (1) |

### Leading Rebounder

|                 |       |
|-----------------|-------|
| Destinee Walker | 1 (1) |
| Sam Brunelle    | 1 (1) |

### Leader in Assists

|               |       |
|---------------|-------|
| Marta Sniezek | 2 (2) |
| Abby Prohaska | 0 (1) |

### 20-Point Scoring Games

|               |   |
|---------------|---|
| Opponents     | 0 |
| Notre Dame    | 1 |
| Marta Sniezek | 1 |

### 30-Point Scoring Games

|            |   |
|------------|---|
| Opponents  | 0 |
| Notre Dame | 0 |

### Tip-Offs Controlled

|                |     |
|----------------|-----|
| Opponents      | 0   |
| Notre Dame     | 2   |
| Mikayla Vaughn | 1-1 |
| Sam Brunelle   | 1-1 |

### First Score

|               |   |
|---------------|---|
| Opponents     | 1 |
| Notre Dame    | 1 |
| Anaya Peoples | 1 |

### Runs of 10 or Better

|            |   |
|------------|---|
| Opponents  | 0 |
| Notre Dame | 2 |

### Largest Halftime Lead

18 vs Loyola MD, 11/8/19

### Largest Halftime Deficit

N/A

### Largest Lead

28 vs Loyola MD (1:20 in 4Q), 11/8/19

### Largest Deficit

2 at Fordham (9:29 in 1Q), 11/5/19

### Largest Deficit Overcome to Win

2 at Fordham (1st Q, 1:53, 14-12), 11/5/19

### Largest Lead Given Out in Loss

N/A

### Most Consecutive Points

17 at Fordham, 11/5/19

### Most Consecutive Points (Opponent)

8 at Fordham, 11/5/19

### Double-Figure Points

| Player          | 2019-20 | Career |
|-----------------|---------|--------|
| Katlyn Gilbert  | 2       | 3      |
| Sam Brunelle    | 2       | 2      |
| Anaya Peoples   | 2       | 2      |
| Destinee Walker | 2       | 42     |
| Mikayla Vaughn  | 0       | 4      |

### Double-Figure Rebounds

| Player          | 2019-20 | Career |
|-----------------|---------|--------|
| Destinee Walker | 1       | 2      |
| Mikayla Vaughn  | 0       | 1      |

### 5-5-5 Games

(aka "Stat Sheet Stuffers")

| Player          | 2019-20 | Career |
|-----------------|---------|--------|
| Marta Sniezek   | 0       | 6      |
| Destinee Walker | 0       | 1      |

### Double-Doubles

| Player          | 2019-20 | Career |
|-----------------|---------|--------|
| Destinee Walker | 1       | 2      |

### Triple-Doubles

| Player | 2019-20 | Career |
|--------|---------|--------|
|--------|---------|--------|

### Season Point Totals

| Date | Opp.      | Paint | OffTO | 2ndCh | FBreak | Bench |
|------|-----------|-------|-------|-------|--------|-------|
| 11/5 | Fordham   | 32/22 | 14/13 | 14/9  | 9/3    | 16/8  |
| 11/8 | Loyola MD | 42/30 | 24/18 | 11/9  | 15/8   | 8/35  |

\*Notre Dame is listed first in each column

### Points in the Paint

|            | Total | Average |
|------------|-------|---------|
| Notre Dame | 74    | 37.0    |
| Opponents  | 52    | 26.0    |

### Points Off Turnovers

|            | Total | Average |
|------------|-------|---------|
| Notre Dame | 38    | 19.0    |
| Opponents  | 31    | 15.5    |

### Second Chance Points

|            | Total | Average |
|------------|-------|---------|
| Notre Dame | 25    | 12.5    |
| Opponents  | 18    | 9.0     |

### Fast Break Points

|            | Total | Average |
|------------|-------|---------|
| Notre Dame | 24    | 12.0    |
| Opponents  | 11    | 5.5     |

### Bench Scoring

|            | Total | Average |
|------------|-------|---------|
| Notre Dame | 24    | 12.0    |
| Opponents  | 43    | 21.5    |





# KATIE COLE

# 2

5-10 // SENIOR // GUARD

TOLEDO, OHIO

SYLVANIA NORTHVIEW

### SEASON BESTS

Pts: 2 (vs Loyola MD, 11/8/19)  
 Rebs: 1 (vs Loyola MD, 11/8/19)  
 FGM: 1 (vs Loyola MD, 11/8/19)  
 FGA: 1 (vs Loyola MD, 11/8/19)  
 3FGM:  
 3FGA:  
 FTM:  
 FTA:  
 Ast:  
 Blk:  
 Stl:  
 Min: 8 (vs Loyola MD, 11/8/19)

### CAREER BESTS

Pts: 5, 2x (last at Wake Forest, 12/31/17)  
 Rebs: 4 (vs Virginia, 3/2/18)  
 FGM: 2, 2x (last at Wake Forest, 12/31/17)  
 FGA: 4 (vs Mount, 11/11/17)  
 3FGM: 1, 6x (last vs CSUN, 3/16/18)  
 3FGA: 2, 3x (last vs UNC, 2/1/18)  
 FTM: 1 (at Pitt, 1/25/18)  
 FTA: 3 (at Pitt, 1/25/18)  
 Ast: 1, 2x (last vs NC State, 2/25/18)  
 Blk: 1, 3x (last vs Virginia, 3/2/18)  
 Stl: 2 (vs CSUN, 3/16/18)  
 Min: 12, 2x (last vs Villanova, 3/18/18)

### SEASON

0..... Double-Figure Scoring.....0

### CAREER

### UPDATE

- Will be the primary walk-on off the bench. Cole has made appearances in both games, averaging 6.6 minutes.
- Saw five minutes of action in the season opener at Fordham. Marked her first appearance since her sophomore campaign after sitting out her junior year with a knee injury.
- Awarded a scholarship for her senior season.

### 2019-20 GAME-BY-GAME STATISTICS

| Date  | Opponent           | GS | MIN | FG-A | 3P-A | FT-A | RB    | PF | A | TO | ST | BL | PTS |
|-------|--------------------|----|-----|------|------|------|-------|----|---|----|----|----|-----|
| 11/5  | @ Fordham          |    | 5   | 0-0  | 0-0  | 0-0  | 0-0-0 | 0  | 0 | 0  | 0  | 0  | 0   |
| 11/8  | Loyola MD          |    | 8   | 1-1  | 0-0  | 0-0  | 0-1-1 | 1  | 0 | 0  | 0  | 0  | 2   |
| 11/11 | Tennessee          |    |     |      |      |      |       |    |   |    |    |    |     |
| 11/14 | Michigan St        |    |     |      |      |      |       |    |   |    |    |    |     |
| 11/20 | Toledo             |    |     |      |      |      |       |    |   |    |    |    |     |
| 11/23 | @ Michigan         |    |     |      |      |      |       |    |   |    |    |    |     |
| 11/28 | vs FGCU            |    |     |      |      |      |       |    |   |    |    |    |     |
| 11/29 | vs South Dakota St |    |     |      |      |      |       |    |   |    |    |    |     |
| 11/30 | vs USF             |    |     |      |      |      |       |    |   |    |    |    |     |
| 12/4  | Minnesota          |    |     |      |      |      |       |    |   |    |    |    |     |
| 12/8  | @ UConn            |    |     |      |      |      |       |    |   |    |    |    |     |
| 12/11 | DePaul             |    |     |      |      |      |       |    |   |    |    |    |     |
| 12/29 | Clemson            |    |     |      |      |      |       |    |   |    |    |    |     |
| 1/2   | @ Pittsburgh       |    |     |      |      |      |       |    |   |    |    |    |     |
| 1/5   | @ Syracuse         |    |     |      |      |      |       |    |   |    |    |    |     |
| 1/9   | Boston College     |    |     |      |      |      |       |    |   |    |    |    |     |
| 1/12  | NC State           |    |     |      |      |      |       |    |   |    |    |    |     |
| 1/16  | @ Duke             |    |     |      |      |      |       |    |   |    |    |    |     |
| 1/19  | Miami              |    |     |      |      |      |       |    |   |    |    |    |     |
| 1/26  | @ Virginia         |    |     |      |      |      |       |    |   |    |    |    |     |
| 1/30  | Louisville         |    |     |      |      |      |       |    |   |    |    |    |     |
| 2/2   | @ Georgia Tech     |    |     |      |      |      |       |    |   |    |    |    |     |
| 2/6   | @ Wake Forest      |    |     |      |      |      |       |    |   |    |    |    |     |
| 2/9   | Pittsburgh         |    |     |      |      |      |       |    |   |    |    |    |     |
| 2/13  | @ Boston College   |    |     |      |      |      |       |    |   |    |    |    |     |
| 2/16  | @ Louisville       |    |     |      |      |      |       |    |   |    |    |    |     |
| 2/20  | Virginia Tech      |    |     |      |      |      |       |    |   |    |    |    |     |
| 2/23  | Syracuse           |    |     |      |      |      |       |    |   |    |    |    |     |
| 2/27  | UNC                |    |     |      |      |      |       |    |   |    |    |    |     |
| 3/1   | @ Florida St       |    |     |      |      |      |       |    |   |    |    |    |     |

### COLE'S OVERALL CAREER STATISTICS

| SEASON       | TEAM | GP-GS       | MIN/AVG        | FG-FGA       | FG%         | 3FG-FGA     | 3FG%        | FT-FTA     | FT%         | OFF      | DEF       | TOT       | AVG        | PF-FO       | AST      | TO       | BLK      | STL      | PTS       | AVG        |
|--------------|------|-------------|----------------|--------------|-------------|-------------|-------------|------------|-------------|----------|-----------|-----------|------------|-------------|----------|----------|----------|----------|-----------|------------|
| 2017-18      | ND   | 24-0        | 120/5.0        | 11-28        | .393        | 6-17        | .353        | 1-3        | .333        | 5        | 11        | 16        | 0.7        | 11-0        | 2        | 9        | 3        | 6        | 29        | 1.2        |
| 2019-20      | ND   | 2-0         | 13/6.6         | 1-1          | 1.000       | 0-0         | .000        | 0-0        | .000        | 0        | 1         | 1         | 0.5        | 1-0         | 0        | 0        | 0        | 0        | 2         | 1.0        |
| <b>TOTAL</b> |      | <b>26-0</b> | <b>133/5.1</b> | <b>12-29</b> | <b>.414</b> | <b>6-17</b> | <b>.353</b> | <b>1-3</b> | <b>.333</b> | <b>5</b> | <b>12</b> | <b>17</b> | <b>0.7</b> | <b>12-0</b> | <b>2</b> | <b>9</b> | <b>3</b> | <b>6</b> | <b>31</b> | <b>1.2</b> |



# MAGGIE MURDOCK

# 3

5-8 // SOPHOMORE // GUARD

GLENCOE, ILLINOIS

NEW TRIER

## SEASON BESTS

Pts:  
Rebs:  
FGM:  
FGA: 1 (vs Loyola MD, 11/8/19)  
3FGM:  
3FGA: 1 (vs Loyola MD, 11/8/19)  
FTM:  
FTA:  
Ast:  
Blk:  
Stl:  
Min: 1 (vs Loyola MD, 11/8/19)

## CAREER BESTS

Pts:  
Rebs:  
FGM:  
FGA: 1 (vs Loyola MD, 11/8/19)  
3FGM:  
3FGA: 1 (vs Loyola MD, 11/8/19)  
FTM:  
FTA:  
Ast:  
Blk:  
Stl:  
Min: 1 (vs Loyola MD, 11/8/19)

## UPDATE

- 1-of-3 walk-ons added to this year's team. Also the first set of twins in program history.
- Attended New Trier High School
- 2018 CSL South Player of the Year // 2018 IBCA 4A All-State Honorable Mention // 2018 Team 22 All-Area Team Honorable Mention // 2018 Daily NorthShore.com Best Long-Range Shooter
- 2018 Team captain
- Averaged 9.4 ppg, 2.4 apg, 3.0 rpg and 2.0 spg her senior year. Also shot 40.6 percent from the field and 41.0 percent from three. Shot 73.2 percent from the free-throw line
- Lettered one year in volleyball – played setter
- Four-year honor roll recipient
- 2018 Illinois State Scholar // 2018 Outstanding Student of Mathematics
- Her uncle, Dennis Carroll, played basketball and tennis at Notre Dame
- Majoring in Mathematics
- Played on the Notre Dame Club Basketball squad her freshman year – Nationals qualifier

## 2019-20 GAME-BY-GAME STATISTICS

| Date  | Opponent           | GS | MIN | FG-A | 3P-A | FT-A | RB | PF | A | TO | ST | BL | PTS |
|-------|--------------------|----|-----|------|------|------|----|----|---|----|----|----|-----|
| 11/5  | @ Fordham          |    | DNP |      |      |      |    |    |   |    |    |    |     |
| 11/8  | Loyola MD          | 1  |     | 0-1  | 0-1  | 0-0  | 0  | 0  | 0 | 0  | 0  | 0  | 0   |
| 11/11 | Tennessee          |    |     |      |      |      |    |    |   |    |    |    |     |
| 11/14 | Michigan St        |    |     |      |      |      |    |    |   |    |    |    |     |
| 11/20 | Toledo             |    |     |      |      |      |    |    |   |    |    |    |     |
| 11/23 | @ Michigan         |    |     |      |      |      |    |    |   |    |    |    |     |
| 11/28 | vs FGCU            |    |     |      |      |      |    |    |   |    |    |    |     |
| 11/29 | vs South Dakota St |    |     |      |      |      |    |    |   |    |    |    |     |
| 11/30 | vs USF             |    |     |      |      |      |    |    |   |    |    |    |     |
| 12/4  | Minnesota          |    |     |      |      |      |    |    |   |    |    |    |     |
| 12/8  | @ UConn            |    |     |      |      |      |    |    |   |    |    |    |     |
| 12/11 | DePaul             |    |     |      |      |      |    |    |   |    |    |    |     |
| 12/29 | Clemson            |    |     |      |      |      |    |    |   |    |    |    |     |
| 1/2   | @ Pittsburgh       |    |     |      |      |      |    |    |   |    |    |    |     |
| 1/5   | @ Syracuse         |    |     |      |      |      |    |    |   |    |    |    |     |
| 1/9   | Boston College     |    |     |      |      |      |    |    |   |    |    |    |     |
| 1/12  | NC State           |    |     |      |      |      |    |    |   |    |    |    |     |
| 1/16  | @ Duke             |    |     |      |      |      |    |    |   |    |    |    |     |
| 1/19  | Miami              |    |     |      |      |      |    |    |   |    |    |    |     |
| 1/26  | @ Virginia         |    |     |      |      |      |    |    |   |    |    |    |     |
| 1/30  | Louisville         |    |     |      |      |      |    |    |   |    |    |    |     |
| 2/2   | @ Georgia Tech     |    |     |      |      |      |    |    |   |    |    |    |     |
| 2/6   | @ Wake Forest      |    |     |      |      |      |    |    |   |    |    |    |     |
| 2/9   | Pittsburgh         |    |     |      |      |      |    |    |   |    |    |    |     |
| 2/13  | @ Boston College   |    |     |      |      |      |    |    |   |    |    |    |     |
| 2/16  | @ Louisville       |    |     |      |      |      |    |    |   |    |    |    |     |
| 2/20  | Virginia Tech      |    |     |      |      |      |    |    |   |    |    |    |     |
| 2/23  | Syracuse           |    |     |      |      |      |    |    |   |    |    |    |     |
| 2/27  | UNC                |    |     |      |      |      |    |    |   |    |    |    |     |
| 3/1   | @ Florida St       |    |     |      |      |      |    |    |   |    |    |    |     |

## MURDOCK'S OVERALL CAREER STATISTICS

| SEASON       | TEAM | GP-GS      | MIN/AVG      | FG-FGA     | FG%         | 3FG-FGA    | 3FG%        | FT-FTA     | FT%         | OFF      | DEF      | TOT      | AVG        | PF-FO      | AST      | TO       | BLK      | STL      | PTS      | AVG        |
|--------------|------|------------|--------------|------------|-------------|------------|-------------|------------|-------------|----------|----------|----------|------------|------------|----------|----------|----------|----------|----------|------------|
| 2019-20      | ND   | 1-0        | 1/1.5        | 0-1        | .000        | 0-1        | .000        | 0-0        | .000        | 0        | 0        | 0        | 0.0        | 0-0        | 0        | 0        | 0        | 0        | 0        | 0.0        |
| <b>TOTAL</b> |      | <b>1-0</b> | <b>1/1.5</b> | <b>0-1</b> | <b>.000</b> | <b>0-1</b> | <b>.000</b> | <b>0-0</b> | <b>.000</b> | <b>0</b> | <b>0</b> | <b>0</b> | <b>0.0</b> | <b>0-0</b> | <b>0</b> | <b>0</b> | <b>0</b> | <b>0</b> | <b>0</b> | <b>0.0</b> |



# CATE MURDOCK 5

5-8 // SOPHOMORE // GUARD

GLENCOE, ILLINOIS

NEW TRIER

### SEASON BESTS

Pts:  
Rebs:  
FGM:  
FGA:  
3FGM:  
3FGA:  
FTM:  
FTA:  
Ast:  
Blk:  
Stl:  
Min: 1 (vs Loyola MD, 11/8/19)

### CAREER BESTS

Pts:  
Rebs:  
FGM:  
FGA:  
3FGM:  
3FGA:  
FTM:  
FTA:  
Ast:  
Blk:  
Stl:  
Min: 1 (vs Loyola MD, 11/8/19)

### UPDATE

- 1-of-3 walk-ons added to this year's team. Also the first set of twins in program history.
- Attended New Trier High School
- Two-time CSL South All-Conference // Team 22 All-Area First Team her senior year // IBCA 4A All-State Honorable Mention her senior year
- Averaged 10.9 ppg, 2.9 apg, 3.8 rpg and 2.0 spg her senior year. Also shot 44.5 percent from the field and 36.3 percent from three.
- Four-year honor roll recipient // 2018 Illinois State Scholar
- Her uncle, Dennis Carroll, played basketball and tennis at Notre Dame
- Majoring in Mathematics
- Played on the Notre Dame Club Basketball squad her freshman year – Nationals qualifier and MVP of the Regionals tournament in 2019

### 2019-20 GAME-BY-GAME STATISTICS

| Date  | Opponent           | GS | MIN | FG-A | 3P-A | FT-A | RB | PF | A | TO | ST | BL | PTS |
|-------|--------------------|----|-----|------|------|------|----|----|---|----|----|----|-----|
| 11/5  | @ Fordham          |    | DNP |      |      |      |    |    |   |    |    |    |     |
| 11/8  | Loyola MD          | 1  |     | 0-0  | 0-0  | 0-0  | 0  | 0  | 0 | 1  | 0  | 0  | 0   |
| 11/11 | Tennessee          |    |     |      |      |      |    |    |   |    |    |    |     |
| 11/14 | Michigan St        |    |     |      |      |      |    |    |   |    |    |    |     |
| 11/20 | Toledo             |    |     |      |      |      |    |    |   |    |    |    |     |
| 11/23 | @ Michigan         |    |     |      |      |      |    |    |   |    |    |    |     |
| 11/28 | vs FGCU            |    |     |      |      |      |    |    |   |    |    |    |     |
| 11/29 | vs South Dakota St |    |     |      |      |      |    |    |   |    |    |    |     |
| 11/30 | vs USF             |    |     |      |      |      |    |    |   |    |    |    |     |
| 12/4  | Minnesota          |    |     |      |      |      |    |    |   |    |    |    |     |
| 12/8  | @ UConn            |    |     |      |      |      |    |    |   |    |    |    |     |
| 12/11 | DePaul             |    |     |      |      |      |    |    |   |    |    |    |     |
| 12/29 | Clemson            |    |     |      |      |      |    |    |   |    |    |    |     |
| 1/2   | @ Pittsburgh       |    |     |      |      |      |    |    |   |    |    |    |     |
| 1/5   | @ Syracuse         |    |     |      |      |      |    |    |   |    |    |    |     |
| 1/9   | Boston College     |    |     |      |      |      |    |    |   |    |    |    |     |
| 1/12  | NC State           |    |     |      |      |      |    |    |   |    |    |    |     |
| 1/16  | @ Duke             |    |     |      |      |      |    |    |   |    |    |    |     |
| 1/19  | Miami              |    |     |      |      |      |    |    |   |    |    |    |     |
| 1/26  | @ Virginia         |    |     |      |      |      |    |    |   |    |    |    |     |
| 1/30  | Louisville         |    |     |      |      |      |    |    |   |    |    |    |     |
| 2/2   | @ Georgia Tech     |    |     |      |      |      |    |    |   |    |    |    |     |
| 2/6   | @ Wake Forest      |    |     |      |      |      |    |    |   |    |    |    |     |
| 2/9   | Pittsburgh         |    |     |      |      |      |    |    |   |    |    |    |     |
| 2/13  | @ Boston College   |    |     |      |      |      |    |    |   |    |    |    |     |
| 2/16  | @ Louisville       |    |     |      |      |      |    |    |   |    |    |    |     |
| 2/20  | Virginia Tech      |    |     |      |      |      |    |    |   |    |    |    |     |
| 2/23  | Syracuse           |    |     |      |      |      |    |    |   |    |    |    |     |
| 2/27  | UNC                |    |     |      |      |      |    |    |   |    |    |    |     |
| 3/1   | @ Florida St       |    |     |      |      |      |    |    |   |    |    |    |     |

### MURDOCK'S OVERALL CAREER STATISTICS

| SEASON       | TEAM | GP-GS      | MIN/AVG      | FG-FGA     | FG%         | 3FG-FGA    | 3FG%        | FT-FTA     | FT%         | OFF      | DEF      | TOT      | AVG        | PF-FO      | AST      | TO       | BLK      | STL      | PTS      | AVG        |
|--------------|------|------------|--------------|------------|-------------|------------|-------------|------------|-------------|----------|----------|----------|------------|------------|----------|----------|----------|----------|----------|------------|
| 2019-20      | ND   | 1-0        | 1/1.5        | 0-0        | .000        | 0-0        | .000        | 0-0        | .000        | 0        | 0        | 0        | 0.0        | 0-0        | 0        | 1        | 0        | 0        | 0        | 0.0        |
| <b>TOTAL</b> |      | <b>1-0</b> | <b>1/1.5</b> | <b>0-0</b> | <b>.000</b> | <b>0-0</b> | <b>.000</b> | <b>0-0</b> | <b>.000</b> | <b>0</b> | <b>0</b> | <b>0</b> | <b>0.0</b> | <b>0-0</b> | <b>0</b> | <b>1</b> | <b>0</b> | <b>0</b> | <b>0</b> | <b>0.0</b> |



# KATLYN GILBERT

# 10

5-10 // SOPHOMORE // GUARD

INDIANAPOLIS, INDIANA

HERITAGE CHRISTIAN

## UPDATE

- Made the most of her first career start, leading the Irish with a career high 24 points on 9-of-15 shooting from the floor, including a career best 6-of-9 from the line. Also reeled in a career best 6 boards.
- Gilbert & Peoples have played together every summer since they were seven & six years old, respectively. The chemistry between the two was evident against Loyola Maryland as the duo combined for 26 of the team's 44 second half points.
- Early flashes of Jackie Young with her ability to drive to the basket and get to the line. After two games, Gilbert leads the squad in scoring, field goal percentage, field goals made, free throws made and free throw attempts.
- In her first game back since Nov. 29, 2018, Gilbert shone bright, co-leading the Irish with 14 points.
- Last season, Gilbert separated her right shoulder in the win over No. 14 Iowa (11/29). Had surgery to repair the damage and sat out the remainder of the season.

## SEASON BESTS

Pts: 24 (vs Loyola MD, 11/8/19)  
Rebs: 6 (vs Loyola MD, 11/8/19)  
FGM: 9 (vs Loyola MD, 11/8/19)  
FGA: 15 (vs Loyola MD, 11/8/19)  
3FGM:  
3FGA: 1 (vs Loyola MD, 11/8/19)  
FTM: 6 (vs Loyola MD, 11/8/19)  
FTA: 9 (at Fordham, 11/5/19)  
Ast: 2 (vs Loyola MD, 11/8/19)  
Blk: 1, 2x (last vs Loyola MD, 11/8/19)  
Stl: 2 (at Fordham, 11/5/19)  
Min: 33 (vs Loyola MD, 11/8/19)

## CAREER BESTS

Pts: 14, 2x (last at Fordham, 11/5/19)  
Rebs: 6 (vs Loyola MD, 11/8/19)  
FGM: 9 (vs Loyola MD, 11/8/19)  
FGA: 15 (vs Loyola MD, 11/8/19)  
3FGM:  
3FGA: 1, 5x (last vs Loyola MD, 11/8/19)  
FTM: 6 (vs Loyola MD, 11/8/19)  
FTA: 9 (at Fordham, 11/5/19)  
Ast: 2 (vs Loyola MD, 11/8/19)  
Blk: 1, 3x (last vs Loyola MD, 11/8/19)  
Stl: 4 (vs Drake, 11/23/18)  
Min: 33, 2x (last vs Loyola MD, 11/8/19)

## SEASON

1..... Double-Figure Scoring.....2

## CAREER

## KEY STATISTICS

| POINTS      | FG MADE        | FT ATTEMPTS    | FT MADE        |
|-------------|----------------|----------------|----------------|
| <b>19.0</b> | <b>14</b>      | <b>16</b>      | <b>10</b>      |
| LEADS TEAM  | LEADS TEAM     | LEADS TEAM     | LEADS TEAM     |
|             | 18TH IN NATION | 10TH IN NATION | 15TH IN NATION |

## 2019-20 GAME-BY-GAME STATISTICS

| Date  | Opponent           | GS | MIN | FG-A | 3P-A | FT-A | RB    | PF | A | TO | ST | BL | PTS |
|-------|--------------------|----|-----|------|------|------|-------|----|---|----|----|----|-----|
| 11/5  | @ Fordham          |    | 30  | 5-9  | 0-0  | 4-9  | 2-3-5 | 1  | 0 | 3  | 2  | 1  | 14  |
| 11/8  | Loyola MD          | *  | 33  | 9-15 | 0-1  | 6-7  | 3-3-6 | 2  | 2 | 4  | 1  | 1  | 24  |
| 11/11 | Tennessee          |    |     |      |      |      |       |    |   |    |    |    |     |
| 11/14 | Michigan St        |    |     |      |      |      |       |    |   |    |    |    |     |
| 11/20 | Toledo             |    |     |      |      |      |       |    |   |    |    |    |     |
| 11/23 | @ Michigan         |    |     |      |      |      |       |    |   |    |    |    |     |
| 11/28 | vs FGCU            |    |     |      |      |      |       |    |   |    |    |    |     |
| 11/29 | vs South Dakota St |    |     |      |      |      |       |    |   |    |    |    |     |
| 11/30 | vs USF             |    |     |      |      |      |       |    |   |    |    |    |     |
| 12/4  | Minnesota          |    |     |      |      |      |       |    |   |    |    |    |     |
| 12/8  | @ UConn            |    |     |      |      |      |       |    |   |    |    |    |     |
| 12/11 | DePaul             |    |     |      |      |      |       |    |   |    |    |    |     |
| 12/29 | Clemson            |    |     |      |      |      |       |    |   |    |    |    |     |
| 1/2   | @ Pittsburgh       |    |     |      |      |      |       |    |   |    |    |    |     |
| 1/5   | @ Syracuse         |    |     |      |      |      |       |    |   |    |    |    |     |
| 1/9   | Boston College     |    |     |      |      |      |       |    |   |    |    |    |     |
| 1/12  | NC State           |    |     |      |      |      |       |    |   |    |    |    |     |
| 1/16  | @ Duke             |    |     |      |      |      |       |    |   |    |    |    |     |
| 1/19  | Miami              |    |     |      |      |      |       |    |   |    |    |    |     |
| 1/26  | @ Virginia         |    |     |      |      |      |       |    |   |    |    |    |     |
| 1/30  | Louisville         |    |     |      |      |      |       |    |   |    |    |    |     |
| 2/2   | @ Georgia Tech     |    |     |      |      |      |       |    |   |    |    |    |     |
| 2/6   | @ Wake Forest      |    |     |      |      |      |       |    |   |    |    |    |     |
| 2/9   | Pittsburgh         |    |     |      |      |      |       |    |   |    |    |    |     |
| 2/13  | @ Boston College   |    |     |      |      |      |       |    |   |    |    |    |     |
| 2/16  | @ Louisville       |    |     |      |      |      |       |    |   |    |    |    |     |
| 2/20  | Virginia Tech      |    |     |      |      |      |       |    |   |    |    |    |     |
| 2/23  | Syracuse           |    |     |      |      |      |       |    |   |    |    |    |     |
| 2/27  | UNC                |    |     |      |      |      |       |    |   |    |    |    |     |
| 3/1   | @ Florida St       |    |     |      |      |      |       |    |   |    |    |    |     |

## GILBERT'S OVERALL CAREER STATISTICS

| SEASON       | TEAM | GP-GS      | MIN/AVG         | FG-FGA       | FG%         | 3FG-FGA    | 3FG%        | FT-FTA       | FT%         | OFF      | DEF       | TOT       | AVG        | PF-FO       | AST      | TO        | BLK      | STL      | PTS       | AVG        |
|--------------|------|------------|-----------------|--------------|-------------|------------|-------------|--------------|-------------|----------|-----------|-----------|------------|-------------|----------|-----------|----------|----------|-----------|------------|
| 2018-19      | ND   | 7-0        | 111/15.9        | 9-20         | .450        | 1-5        | .200        | 6-8          | .750        | 4        | 11        | 15        | 2.1        | 11-0        | 2        | 8         | 1        | 6        | 25        | 3.6        |
| 2019-20      | ND   | 2-1        | 63/31.4         | 14-24        | .583        | 0-1        | .000        | 10-16        | .625        | 5        | 6         | 11        | 5.5        | 3-0         | 2        | 7         | 2        | 3        | 38        | 19.0       |
| <b>TOTAL</b> |      | <b>9-1</b> | <b>174/19.3</b> | <b>23-44</b> | <b>.523</b> | <b>1-6</b> | <b>.167</b> | <b>16-24</b> | <b>.667</b> | <b>9</b> | <b>17</b> | <b>26</b> | <b>2.9</b> | <b>14-0</b> | <b>4</b> | <b>15</b> | <b>3</b> | <b>9</b> | <b>63</b> | <b>7.0</b> |



# ABBY PROHASKA 12

5-10 // SOPHOMORE // GUARD

LIBERTY TOWNSHIP, OHIO

LAKOTA WEST

## SEASON BESTS

Pts:  
Rebs:  
FGM:  
FGA:  
3FGM:  
3FGA:  
FTM:  
FTA:  
Ast:  
Blk:  
Stl:  
Min:

## CAREER BESTS

Pts: 6, 2x (last vs FSU, 2/10/19)  
Rebs: 5, 2x (last vs FSU, 2/10/19)  
FGM: 3 (vs FSU, 2/10/19)  
FGA: 5 (vs Duke, 2/21/19)  
3FGM: 1, 2x (last vs Syracuse, 3/9/19)  
3FGA: 2 (vs Syracuse, 3/9/19)  
FTM: 4 (vs Harvard, 11/9/18)  
FTA: 4, 2x (last at Boston College, 2/13/19)  
Ast: 4, 2x (last vs WKU, 12/19/18)  
Blk: 1 (vs Iowa, 11/29/18)  
Stl: 4, 2x (last at Virginia Tech, 1/16/19)  
Min: 30 (vs Drake, 11/23/18)

I AM APPROACHING THIS POST A LITTLE DIFFERENTLY TODAY...

RECENTLY, I HAVE BEEN **DIAGNOSED WITH BILATERAL PULMONARY EMBOLISM**. IN OTHER WORDS, I HAVE A BLOOD CLOT IN EACH OF MY LUNGS. THE AMOUNT OF TIME I WILL BE OUT IS INDEFINITE, BUT I WILL BE **RIGHT ALONGSIDE THIS TEAM FOR EVERY GAME I CANNOT PLAY**.

I AM THANKFUL FOR THE **ENDLESS SUPPORT** AND LOVE FROM MY FAMILY, MY TEAMMATES, MY COACHES, AND MY FRIENDS. THIS IS JUST A BUMP IN THE ROAD.

#SEETHEFUTURE #BLESSED

*Abby Prohaska*



PROHASKA'S OVERALL CAREER STATISTICS

| SEASON       | TEAM | GP-GS       | MIN/AVG         | FG-FGA       | FG%         | 3FG-FGA    | 3FG%        | FT-FTA       | FT%         | OFF       | DEF       | TOT       | AVG        | PF-FO       | AST       | TO        | BLK      | STL       | PTS       | AVG        |
|--------------|------|-------------|-----------------|--------------|-------------|------------|-------------|--------------|-------------|-----------|-----------|-----------|------------|-------------|-----------|-----------|----------|-----------|-----------|------------|
| 2018-19      | ND   | 38-3        | 547/14.4        | 18-49        | .367        | 2-7        | .286        | 20-26        | .769        | 25        | 44        | 69        | 1.8        | 58-0        | 43        | 30        | 1        | 30        | 58        | 1.5        |
| <b>TOTAL</b> |      | <b>38-3</b> | <b>547/14.4</b> | <b>18-49</b> | <b>.367</b> | <b>2-7</b> | <b>.286</b> | <b>20-26</b> | <b>.769</b> | <b>25</b> | <b>44</b> | <b>69</b> | <b>1.8</b> | <b>58-0</b> | <b>43</b> | <b>30</b> | <b>1</b> | <b>30</b> | <b>58</b> | <b>1.5</b> |



# MARTA SNIEZEK

# 13

5-8 // GRADUATE // GUARD

MCLEAN, VIRGINIA

STANFORD // NATIONAL CATHEDRAL

### SEASON BESTS

Pts: 2 (vs Loyola MD, 11/8/19)  
Rebs: 7 (vs Loyola MD, 11/8/19)  
FGM: 3 (at Fordham, 11/5/19)  
3FGM: 3 (at Fordham, 11/5/19)  
3FGA: 3 (at Fordham, 11/5/19)  
FTM: 2 (vs Loyola MD, 11/8/19)  
FTA: 2, 2x (last vs Loyola MD, 11/8/19)  
Ast: 6, 2x (last vs Loyola MD, 11/8/19)  
Blk: 3 (at Fordham, 11/5/19)  
Stl: 3 (at Fordham, 11/5/19)  
Min: 38 (at Fordham, 11/5/19)

### CAREER BESTS

Pts: 13, 2x (last at Washington, 2/23/18)  
Rebs: 10 (vs USC, 12/31/17)  
FGM: 5, 2x (last vs Arizona St, 1/26/18)  
FGA: 12 (vs Belmont, 11/24/17)  
3FGM: 3, 2x (last vs Utah, 2/9/18)  
3FGA: 8 (vs Belmont, 11/24/17)  
FTM: 6, 2x (last vs USC, 3/2/18)  
FTA: 9 (vs Tennessee, 12/16/15)  
Ast: 13 (vs Washington, 3/4/16)  
Blk: 1, 7x (last vs Oregon, 3/4/18)  
Stl: 6 (vs Oregon St, 1/8/17)  
Min: 40 (vs UCLA, 12/29/17)

### UPDATE

- Started in both games, averaging 33.9 minutes.
- Dished out six assists each game, as her 6.0 average ranks 47th in the nation.
- Leads the team in steals, averaging 2.5/game.
- In her debut with the Irish, Sniezek started at the point and dished out six assists to go with her three steals.
- Fun Fact: 1-of-9 siblings in her family.
- Fun Fact: In 2015, she was both the Washington D.C. Gatorade Basketball Player of the Year and the Soccer Player of the Year.

### AT STANFORD

- Pac-12 All-Defensive Honorable Mention junior year.
- Led Stanford in assists in 26 games her junior year.
- Handed out 75 assists against just 28 turnovers in the final 16 games of her sophomore year.
- Averaged 5.6 assists in the NCAA Tournament her sophomore year, sixth-best among players that advanced past the first weekend.
- Had a game-high eight assists and no turnovers in Stanford's Elite Eight comeback against No. 2 Notre Dame (3/26).
- Pac-12 All-Freshman Honorable Mention
- Became the eighth Stanford freshman to reach 100 assists (109)

### SEASON

0..... Double-Figure Scoring.....9  
0..... Double-Figure Rebounds.....1

### CAREER

### KEY STATISTICS

| REBOUNDS      | ASSISTS        | STEALS     | MINUTES        |
|---------------|----------------|------------|----------------|
| 5.5           | 6.0            | 2.5        | 67:43          |
| T-4TH ON TEAM | LEADS TEAM     | LEADS TEAM | 2ND ON TEAM    |
|               | 47TH IN NATION |            | 35TH IN NATION |

### 2019-20 GAME-BY-GAME STATISTICS

| Date  | Opponent           | GS | MIN | FG-A | 3P-A | FT-A | RB    | PF | A | TO | ST | BL | PTS |
|-------|--------------------|----|-----|------|------|------|-------|----|---|----|----|----|-----|
| 11/5  | @ Fordham          | *  | 38  | 0-3  | 0-0  | 1-2  | 0-4-4 | 0  | 6 | 5  | 3  | 0  | 1   |
| 11/8  | Loyola MD          | *  | 29  | 0-0  | 0-0  | 2-2  | 0-7-7 | 3  | 6 | 6  | 2  | 0  | 2   |
| 11/11 | Tennessee          |    |     |      |      |      |       |    |   |    |    |    |     |
| 11/14 | Michigan St        |    |     |      |      |      |       |    |   |    |    |    |     |
| 11/20 | Toledo             |    |     |      |      |      |       |    |   |    |    |    |     |
| 11/23 | @ Michigan         |    |     |      |      |      |       |    |   |    |    |    |     |
| 11/28 | vs FGCU            |    |     |      |      |      |       |    |   |    |    |    |     |
| 11/29 | vs South Dakota St |    |     |      |      |      |       |    |   |    |    |    |     |
| 11/30 | vs USF             |    |     |      |      |      |       |    |   |    |    |    |     |
| 12/4  | Minnesota          |    |     |      |      |      |       |    |   |    |    |    |     |
| 12/8  | @ UConn            |    |     |      |      |      |       |    |   |    |    |    |     |
| 12/11 | DePaul             |    |     |      |      |      |       |    |   |    |    |    |     |
| 12/29 | Clemson            |    |     |      |      |      |       |    |   |    |    |    |     |
| 1/2   | @ Pittsburgh       |    |     |      |      |      |       |    |   |    |    |    |     |
| 1/5   | @ Syracuse         |    |     |      |      |      |       |    |   |    |    |    |     |
| 1/9   | Boston College     |    |     |      |      |      |       |    |   |    |    |    |     |
| 1/12  | NC State           |    |     |      |      |      |       |    |   |    |    |    |     |
| 1/16  | @ Duke             |    |     |      |      |      |       |    |   |    |    |    |     |
| 1/19  | Miami              |    |     |      |      |      |       |    |   |    |    |    |     |
| 1/26  | @ Virginia         |    |     |      |      |      |       |    |   |    |    |    |     |
| 1/30  | Louisville         |    |     |      |      |      |       |    |   |    |    |    |     |
| 2/2   | @ Georgia Tech     |    |     |      |      |      |       |    |   |    |    |    |     |
| 2/6   | @ Wake Forest      |    |     |      |      |      |       |    |   |    |    |    |     |
| 2/9   | Pittsburgh         |    |     |      |      |      |       |    |   |    |    |    |     |
| 2/13  | @ Boston College   |    |     |      |      |      |       |    |   |    |    |    |     |
| 2/16  | @ Louisville       |    |     |      |      |      |       |    |   |    |    |    |     |
| 2/20  | Virginia Tech      |    |     |      |      |      |       |    |   |    |    |    |     |
| 2/23  | Syracuse           |    |     |      |      |      |       |    |   |    |    |    |     |
| 2/27  | UNC                |    |     |      |      |      |       |    |   |    |    |    |     |
| 3/1   | @ Florida St       |    |     |      |      |      |       |    |   |    |    |    |     |

### SNIEZEK'S OVERALL CAREER STATISTICS

| SEASON              | TEAM | GP-GS         | MIN/AVG          | FG-FGA         | FG%         | 3FG-FGA      | 3FG%        | FT-FTA         | FT%         | OFF       | DEF        | TOT        | AVG        | PF-FO        | AST        | TO         | BLK      | STL        | PTS        | AVG        |
|---------------------|------|---------------|------------------|----------------|-------------|--------------|-------------|----------------|-------------|-----------|------------|------------|------------|--------------|------------|------------|----------|------------|------------|------------|
| 2015-16             | Stan | 35-9          | 656/18.7         | 35-99          | .354        | 4-17         | .235        | 28-42          | .667        | 8         | 48         | 56         | 1.6        | 27-0         | 109        | 63         | 1        | 21         | 102        | 2.9        |
| 2016-17             | Stan | 38-9          | 948/24.9         | 56-149         | .376        | 6-20         | .300        | 54-75          | .720        | 6         | 100        | 106        | 2.8        | 64-0         | 169        | 93         | 3        | 51         | 172        | 4.5        |
| 2017-18             | Stan | 35-32         | 971/27.7         | 56-156         | .359        | 20-59        | .339        | 61-90          | .678        | 7         | 115        | 122        | 3.5        | 68-1         | 150        | 78         | 3        | 38         | 193        | 5.5        |
| 2019-20             | ND   | 2-2           | 68/33.9          | 0-3            | .000        | 0-0          | .000        | 3-4            | .750        | 0         | 11         | 11         | 5.5        | 3-0          | 12         | 11         | 0        | 5          | 3          | 1.5        |
| <b>TOTAL FOR ND</b> |      | <b>2-2</b>    | <b>68/33.9</b>   | <b>0-3</b>     | <b>.000</b> | <b>0-0</b>   | <b>.000</b> | <b>3-4</b>     | <b>.750</b> | <b>0</b>  | <b>11</b>  | <b>11</b>  | <b>5.5</b> | <b>3-0</b>   | <b>12</b>  | <b>11</b>  | <b>0</b> | <b>5</b>   | <b>3</b>   | <b>1.5</b> |
| <b>TOTAL</b>        |      | <b>110-52</b> | <b>2643/24.0</b> | <b>147-407</b> | <b>.361</b> | <b>30-96</b> | <b>.313</b> | <b>146-211</b> | <b>.692</b> | <b>21</b> | <b>274</b> | <b>295</b> | <b>2.7</b> | <b>162-1</b> | <b>440</b> | <b>245</b> | <b>7</b> | <b>115</b> | <b>470</b> | <b>4.3</b> |



# NICOLE BENZ

# 20

5-8 // JUNIOR // GUARD

VALENCIA, CALIF.

WILLIAM S. HART

### SEASON BESTS

Pts: 2 (vs Loyola MD, 11/8/19)  
 Rebs: 2 (vs Loyola MD, 11/8/19)  
 FGM: 2 (vs Loyola MD, 11/8/19)  
 FGA: 2 (vs Loyola MD, 11/8/19)  
 3FGM: 0  
 3FGA: 0  
 FTM: 0  
 FTA: 0  
 Ast: 0  
 Blk: 0  
 Stl: 0  
 Min: 2 (vs Loyola MD, 11/8/19)

### CAREER BESTS

Pts: 3 (vs UNC, 2/1/18)  
 Rebs: 3 (vs Harvard, 11/9/18)  
 FGM: 1, 4x (last vs Virginia, 3/3/19)  
 FGA: 2, 7x (last vs Virginia, 3/3/19)  
 3FGM: 1 (vs UNC, 2/1/18)  
 3FGA: 2, 2x (last vs Villanova, 3/18/18)  
 FTM: 2 (vs Harvard, 11/9/18)  
 FTA: 2 (vs Harvard, 11/9/18)  
 Ast: 1, 2x (last at Marquette, 12/22/18)  
 Blk: 0  
 Stl: 0  
 Min: 10 (vs Binghamton, 12/16/18)

### UPDATE

- Was the third walk-on for the Irish for the 2017-18 championship season, where she made 13 appearances on the year.
- Started the 2018-19 season as a student-manager before receiving the call-up once again right before the season opener.
- Recipient of the Elite 90 award at the 2019 Final Four - which recognizes the student-athlete with the highest GPA at a championship event.
- Made her 2019-20 debut in the final two minutes of the Loyola Maryland home opener.

### 2019-20 GAME-BY-GAME STATISTICS

| Date  | Opponent           | GS | MIN | FG-A | 3P-A | FT-A | RB | PF | A | TO | ST | BL | PTS |
|-------|--------------------|----|-----|------|------|------|----|----|---|----|----|----|-----|
| 11/5  | @ Fordham          |    | DNP |      |      |      |    |    |   |    |    |    |     |
| 11/8  | Loyola MD          | 2  |     | 0-0  | 0-0  | 0-0  | 0  | 1  | 0 | 0  | 0  | 0  | 0   |
| 11/11 | Tennessee          |    |     |      |      |      |    |    |   |    |    |    |     |
| 11/14 | Michigan St        |    |     |      |      |      |    |    |   |    |    |    |     |
| 11/20 | Toledo             |    |     |      |      |      |    |    |   |    |    |    |     |
| 11/23 | @ Michigan         |    |     |      |      |      |    |    |   |    |    |    |     |
| 11/28 | vs FGCU            |    |     |      |      |      |    |    |   |    |    |    |     |
| 11/29 | vs South Dakota St |    |     |      |      |      |    |    |   |    |    |    |     |
| 11/30 | vs USF             |    |     |      |      |      |    |    |   |    |    |    |     |
| 12/4  | Minnesota          |    |     |      |      |      |    |    |   |    |    |    |     |
| 12/8  | @ UConn            |    |     |      |      |      |    |    |   |    |    |    |     |
| 12/11 | DePaul             |    |     |      |      |      |    |    |   |    |    |    |     |
| 12/29 | Clemson            |    |     |      |      |      |    |    |   |    |    |    |     |
| 1/2   | @ Pittsburgh       |    |     |      |      |      |    |    |   |    |    |    |     |
| 1/5   | @ Syracuse         |    |     |      |      |      |    |    |   |    |    |    |     |
| 1/9   | Boston College     |    |     |      |      |      |    |    |   |    |    |    |     |
| 1/12  | NC State           |    |     |      |      |      |    |    |   |    |    |    |     |
| 1/16  | @ Duke             |    |     |      |      |      |    |    |   |    |    |    |     |
| 1/19  | Miami              |    |     |      |      |      |    |    |   |    |    |    |     |
| 1/26  | @ Virginia         |    |     |      |      |      |    |    |   |    |    |    |     |
| 1/30  | Louisville         |    |     |      |      |      |    |    |   |    |    |    |     |
| 2/2   | @ Georgia Tech     |    |     |      |      |      |    |    |   |    |    |    |     |
| 2/6   | @ Wake Forest      |    |     |      |      |      |    |    |   |    |    |    |     |
| 2/9   | Pittsburgh         |    |     |      |      |      |    |    |   |    |    |    |     |
| 2/13  | @ Boston College   |    |     |      |      |      |    |    |   |    |    |    |     |
| 2/16  | @ Louisville       |    |     |      |      |      |    |    |   |    |    |    |     |
| 2/20  | Virginia Tech      |    |     |      |      |      |    |    |   |    |    |    |     |
| 2/23  | Syracuse           |    |     |      |      |      |    |    |   |    |    |    |     |
| 2/27  | UNC                |    |     |      |      |      |    |    |   |    |    |    |     |
| 3/1   | @ Florida St       |    |     |      |      |      |    |    |   |    |    |    |     |

### BENZ'S OVERALL CAREER STATISTICS

| SEASON       | TEAM | GP-GS       | MIN/AVG        | FG-FGA      | FG%         | 3FG-FGA     | 3FG%        | FT-FTA     | FT%          | OFF      | DEF       | TOT       | AVG        | PF-FO      | AST      | TO       | BLK      | STL      | PTS       | AVG        |
|--------------|------|-------------|----------------|-------------|-------------|-------------|-------------|------------|--------------|----------|-----------|-----------|------------|------------|----------|----------|----------|----------|-----------|------------|
| 2017-18      | ND   | 13-0        | 27/2.1         | 1-7         | .143        | 1-7         | .143        | 0-0        | .000         | 3        | 6         | 9         | 0.7        | 1-0        | 0        | 1        | 0        | 0        | 3         | 0.2        |
| 2018-19      | ND   | 23-0        | 72/3.1         | 3-15        | .200        | 0-7         | .000        | 2-2        | 1.000        | 2        | 14        | 16        | 0.7        | 3-0        | 2        | 3        | 0        | 0        | 8         | 0.3        |
| 2019-20      | ND   | 1-0         | 2/1.8          | 0-0         | .000        | 0-0         | .000        | 0-0        | .000         | 0        | 0         | 0         | 0.0        | 1-0        | 0        | 0        | 0        | 0        | 0         | 0.0        |
| <b>TOTAL</b> |      | <b>37-0</b> | <b>101/2.7</b> | <b>4-22</b> | <b>.182</b> | <b>1-14</b> | <b>.071</b> | <b>2-2</b> | <b>1.000</b> | <b>5</b> | <b>20</b> | <b>25</b> | <b>0.7</b> | <b>5-0</b> | <b>2</b> | <b>4</b> | <b>0</b> | <b>0</b> | <b>11</b> | <b>0.3</b> |



# ANAYA PEOPLES 21

5-10 // FRESHMAN // GUARD

DANVILLE, ILLINOIS

SCHLARMAN

**SEASON BESTS**

Pts: 19 (vs Loyola MD, 11/8/19)  
 Rebs: 7, 2x (last vs Loyola MD, 11/8/19)  
 FGM: 9 (vs Loyola MD, 11/8/19)  
 FGA: 14 (vs Loyola MD, 11/8/19)  
 3FGM: 1 (at Fordham, 11/5/19)  
 3FGA: 5 (at Fordham, 11/5/19)  
 FTM: 9 (at Fordham, 11/5/19)  
 Ast: 3 (vs Loyola MD, 11/8/19)  
 Blk: 2 (vs Loyola MD, 11/8/19)  
 Stl: 2 (vs Loyola MD, 11/8/19)  
 Min: 32 (vs Loyola MD, 11/8/19)

**CAREER BESTS**

Pts: 19 (vs Loyola MD, 11/8/19)  
 Rebs: 7, 2x (last vs Loyola MD, 11/8/19)  
 FGM: 9 (vs Loyola MD, 11/8/19)  
 FGA: 14 (vs Loyola MD, 11/8/19)  
 3FGM: 1 (at Fordham, 11/5/19)  
 3FGA: 5 (at Fordham, 11/5/19)  
 FTM: 9 (at Fordham, 11/5/19)  
 Ast: 3 (vs Loyola MD, 11/8/19)  
 Blk: 2 (vs Loyola MD, 11/8/19)  
 Stl: 2 (vs Loyola MD, 11/8/19)  
 Min: 32 (vs Loyola MD, 11/8/19)

**KEY STATISTICS**

|             |             |               |                               |
|-------------|-------------|---------------|-------------------------------|
| POINTS      | FG%         | REBOUNDS      | FT ATTEMPTS                   |
| 15.0        | .522        | 7.0           | 14                            |
| 2ND ON TEAM | 2ND ON TEAM | T-2ND ON TEAM | 2ND ON TEAM<br>15TH IN NATION |

**SEASON**

**CAREER**

2..... Double-Figure Scoring.....2

**2019-20 GAME-BY-GAME STATISTICS**

| Date  | Opponent           | GS | MIN | FG-A | 3P-A | FT-A | RB    | PF | A | TO | ST | BLK | PTS |
|-------|--------------------|----|-----|------|------|------|-------|----|---|----|----|-----|-----|
| 11/5  | @ Fordham          | *  | 24  | 3-9  | 0-1  | 5-9  | 3-4-7 | 3  | 1 | 1  | 1  | 0   | 11  |
| 11/8  | Loyola MD          | *  | 32  | 9-14 | 0-0  | 1-5  | 2-5-7 | 2  | 3 | 1  | 2  | 2   | 19  |
| 11/11 | Tennessee          |    |     |      |      |      |       |    |   |    |    |     |     |
| 11/14 | Michigan St        |    |     |      |      |      |       |    |   |    |    |     |     |
| 11/20 | Toledo             |    |     |      |      |      |       |    |   |    |    |     |     |
| 11/23 | @ Michigan         |    |     |      |      |      |       |    |   |    |    |     |     |
| 11/28 | vs FGCU            |    |     |      |      |      |       |    |   |    |    |     |     |
| 11/29 | vs South Dakota St |    |     |      |      |      |       |    |   |    |    |     |     |
| 11/30 | vs USF             |    |     |      |      |      |       |    |   |    |    |     |     |
| 12/4  | Minnesota          |    |     |      |      |      |       |    |   |    |    |     |     |
| 12/8  | @ UConn            |    |     |      |      |      |       |    |   |    |    |     |     |
| 12/11 | DePaul             |    |     |      |      |      |       |    |   |    |    |     |     |
| 12/29 | Clemson            |    |     |      |      |      |       |    |   |    |    |     |     |
| 1/2   | @ Pittsburgh       |    |     |      |      |      |       |    |   |    |    |     |     |
| 1/5   | @ Syracuse         |    |     |      |      |      |       |    |   |    |    |     |     |
| 1/9   | Boston College     |    |     |      |      |      |       |    |   |    |    |     |     |
| 1/12  | NC State           |    |     |      |      |      |       |    |   |    |    |     |     |
| 1/16  | @ Duke             |    |     |      |      |      |       |    |   |    |    |     |     |
| 1/19  | Miami              |    |     |      |      |      |       |    |   |    |    |     |     |
| 1/26  | @ Virginia         |    |     |      |      |      |       |    |   |    |    |     |     |
| 1/30  | Louisville         |    |     |      |      |      |       |    |   |    |    |     |     |
| 2/2   | @ Georgia Tech     |    |     |      |      |      |       |    |   |    |    |     |     |
| 2/6   | @ Wake Forest      |    |     |      |      |      |       |    |   |    |    |     |     |
| 2/9   | Pittsburgh         |    |     |      |      |      |       |    |   |    |    |     |     |
| 2/13  | @ Boston College   |    |     |      |      |      |       |    |   |    |    |     |     |
| 2/16  | @ Louisville       |    |     |      |      |      |       |    |   |    |    |     |     |
| 2/20  | Virginia Tech      |    |     |      |      |      |       |    |   |    |    |     |     |
| 2/23  | Syracuse           |    |     |      |      |      |       |    |   |    |    |     |     |
| 2/27  | UNC                |    |     |      |      |      |       |    |   |    |    |     |     |
| 3/1   | @ Florida St       |    |     |      |      |      |       |    |   |    |    |     |     |

**UPDATE**

• Started both games, averaging 28.2 minutes. Peoples and Brunelle became the first pair of freshmen starters for a season opener since Teresa Borton & Jacqueline Batteast started the 2001-02 season opener.

• Back-to-back games in double-figures. The last freshman starter to do so... Bri Turner in the 2014-15 season.

• Gilbert & Peoples have played together every summer since they were seven & six years old, respectively. The chemistry between the two was evident against Loyola Maryland as the duo combined for 26 of the team's 44 second half points.

• Tallied 11 points & 7 rebounds in her Irish debut at Fordham. Peoples scored seven of her points in the third quarter. The freshman then grabbed a critical offensive board off a missed free throw with nine seconds left, before returning to the line to ice the 60-55 win.

**PREP**

- Ranked No. 21 overall by espnW in Class of 2019 and No. 4 at her position.
- Attended Dan Schlarman High School where she played basketball under her father, Keith Peoples.
- Two-time Illinois Class 1A State champion (2018 & 2019).
- Finished her career with 2,086 points.
- 2019 McDonald's All-American Team // 2019 Jordan Brand Classic member.
- 2019 WCIA3 Sports Girls Basketball Player of the Year.
- IBCA 1A/2A All-State in 2016, 2017 and 2018
- 2018 Naismith All-America honorable mention.
- 2018 USA Today All-Illinois Player of the Year and First Team.
- Guided Schlarman to a 33-2 record and back-to-back state titles as a senior. Averaged 18.8 ppg, 7.9 rpg and 3.7 apg // Averaged 16.9 ppg, 6.7 rpg and 4.7 spg as a junior.


**TEAM USA**

- Won the gold medal at the 2018 FIBA Americas with the U18 USA team.
- Started in two of six games and averaged 5.3 ppg and 3.7 rpg, and tied for a team high with 3.0 apg, helping USA to a 6-0 record and the gold medal in Mexico City.

**PEOPLES' OVERALL CAREER STATISTICS**

| SEASON       | TEAM | GP-GS      | MIN/AVG        | FG-FGA       | FG%         | 3FG-FGA    | 3FG%        | FT-FTA      | FT%         | OFF DEF    | TOT AVG       | PF-FO      | AST TO     | BLK        | STL       | PTS         | AVG |
|--------------|------|------------|----------------|--------------|-------------|------------|-------------|-------------|-------------|------------|---------------|------------|------------|------------|-----------|-------------|-----|
| 2019-20      | ND   | 2-2        | 56/28.2        | 12-23        | .522        | 0-1        | .000        | 6-14        | .429        | 5 9        | 14 7.0        | 5-0        | 4 2        | 2 3        | 30        | 15.0        |     |
| <b>TOTAL</b> |      | <b>2-2</b> | <b>56/28.2</b> | <b>12-23</b> | <b>.522</b> | <b>0-1</b> | <b>.000</b> | <b>6-14</b> | <b>.429</b> | <b>5 9</b> | <b>14 7.0</b> | <b>5-0</b> | <b>4 2</b> | <b>2 3</b> | <b>30</b> | <b>15.0</b> |     |





# DANIELLE COSGROVE 22

6-4 // SOPHOMORE // FORWARD

HOLBROOK, N.Y.

SACHEM EAST

### SEASON BESTS

Pts: 6 (vs Loyola MD, 11/8/19)  
 Rebs: 8 (vs Loyola MD, 11/8/19)  
 FGM: 2 (vs Loyola MD, 11/8/19)  
 FGA: 8 (vs Loyola MD, 11/8/19)  
 3FGM: 1, 2x (last vs Loyola MD, 11/8/19)  
 FTM: 2 (vs Loyola MD, 11/8/19)  
 FTA: 2 (vs Loyola MD, 11/8/19)  
 Ast: 1 (vs Loyola MD, 11/8/19)  
 Blk: 1, 2x (last vs Loyola MD, 11/8/19)  
 Stl: 1 (vs Loyola MD, 11/8/19)  
 Min: 20 (vs Loyola MD, 11/8/19)

### CAREER BESTS

Pts: 6, 2x (vs Loyola MD, 11/8/19)  
 Rebs: 8 (vs Loyola MD, 11/8/19)  
 FGM: 2, 5x (last vs Loyola, 11/8/19)  
 FGA: 8 (vs Loyola MD, 11/8/19)  
 3FGM: 2 (vs Binghamton, 12/16/18)  
 3FGA: 4, 2x (last vs Binghamton, 12/16/18)  
 FTM: 2 (vs Loyola MD, 11/8/19)  
 FTA: 2 (vs Loyola MD, 11/8/19)  
 Ast: 2 (vs Western Ky, 12/19/18)  
 Blk: 3 (vs WKU, 12/19/18)  
 Stl: 1, 2x (last vs Loyola MD, 11/8/19)  
 Min: 20 (vs Loyola MD, 11/8/19)

### SEASON

0..... Double-Figure Scoring.....0

### CAREER

### UPDATE

• Competed in her most minutes yet in an Irish uniform (20 to be exact) against Loyola Maryland in the home opener. Also reeled in a career best 8 rebounds.


• Opened the season in Fordham, less than an hour away from her hometown. Collected two points, one block and two boards.

### 2019-20 GAME-BY-GAME STATISTICS

| Date  | Opponent           | GS | MIN | FG-A | 3P-A | FT-A  | RB | PF | A | TO | ST | BL | PTS |
|-------|--------------------|----|-----|------|------|-------|----|----|---|----|----|----|-----|
| 11/5  | @ Fordham          | 12 | 1-4 | 0-1  | 0-0  | 0-2-2 | 0  | 0  | 3 | 0  | 1  | 2  |     |
| 11/8  | Loyola MD          | 20 | 2-8 | 0-1  | 2-2  | 3-5-8 | 3  | 1  | 1 | 1  | 1  | 6  |     |
| 11/11 | Tennessee          |    |     |      |      |       |    |    |   |    |    |    |     |
| 11/14 | Michigan St        |    |     |      |      |       |    |    |   |    |    |    |     |
| 11/20 | Toledo             |    |     |      |      |       |    |    |   |    |    |    |     |
| 11/23 | @ Michigan         |    |     |      |      |       |    |    |   |    |    |    |     |
| 11/28 | vs FGCU            |    |     |      |      |       |    |    |   |    |    |    |     |
| 11/29 | vs South Dakota St |    |     |      |      |       |    |    |   |    |    |    |     |
| 11/30 | vs USF             |    |     |      |      |       |    |    |   |    |    |    |     |
| 12/4  | Minnesota          |    |     |      |      |       |    |    |   |    |    |    |     |
| 12/8  | @ UConn            |    |     |      |      |       |    |    |   |    |    |    |     |
| 12/11 | DePaul             |    |     |      |      |       |    |    |   |    |    |    |     |
| 12/29 | Clemson            |    |     |      |      |       |    |    |   |    |    |    |     |
| 1/2   | @ Pittsburgh       |    |     |      |      |       |    |    |   |    |    |    |     |
| 1/5   | @ Syracuse         |    |     |      |      |       |    |    |   |    |    |    |     |
| 1/9   | Boston College     |    |     |      |      |       |    |    |   |    |    |    |     |
| 1/12  | NC State           |    |     |      |      |       |    |    |   |    |    |    |     |
| 1/16  | @ Duke             |    |     |      |      |       |    |    |   |    |    |    |     |
| 1/19  | Miami              |    |     |      |      |       |    |    |   |    |    |    |     |
| 1/26  | @ Virginia         |    |     |      |      |       |    |    |   |    |    |    |     |
| 1/30  | Louisville         |    |     |      |      |       |    |    |   |    |    |    |     |
| 2/2   | @ Georgia Tech     |    |     |      |      |       |    |    |   |    |    |    |     |
| 2/6   | @ Wake Forest      |    |     |      |      |       |    |    |   |    |    |    |     |
| 2/9   | Pittsburgh         |    |     |      |      |       |    |    |   |    |    |    |     |
| 2/13  | @ Boston College   |    |     |      |      |       |    |    |   |    |    |    |     |
| 2/16  | @ Louisville       |    |     |      |      |       |    |    |   |    |    |    |     |
| 2/20  | Virginia Tech      |    |     |      |      |       |    |    |   |    |    |    |     |
| 2/23  | Syracuse           |    |     |      |      |       |    |    |   |    |    |    |     |
| 2/27  | UNC                |    |     |      |      |       |    |    |   |    |    |    |     |
| 3/1   | @ Florida St       |    |     |      |      |       |    |    |   |    |    |    |     |

### COSGROVE'S OVERALL CAREER STATISTICS

| SEASON       | TEAM | GP-GS       | MIN/AVG        | FG-FGA       | FG%         | 3FG-FGA     | 3FG%        | FT-FTA     | FT%          | OFF      | DEF       | TOT       | AVG        | PF-FO       | AST      | TO        | BLK      | STL      | PTS       | AVG        |
|--------------|------|-------------|----------------|--------------|-------------|-------------|-------------|------------|--------------|----------|-----------|-----------|------------|-------------|----------|-----------|----------|----------|-----------|------------|
| 2018-19      | ND   | 27-0        | 132/4.9        | 14-48        | .292        | 9-35        | .257        | 0-0        | .000         | 4        | 14        | 18        | 0.7        | 14-0        | 5        | 8         | 6        | 1        | 37        | 1.4        |
| 2019-20      | ND   | 2-0         | 32/15.8        | 3-12         | .250        | 0-2         | .000        | 2-2        | 1.000        | 3        | 7         | 10        | 5.0        | 3-0         | 1        | 4         | 2        | 1        | 8         | 4.0        |
| <b>TOTAL</b> |      | <b>29-0</b> | <b>163/5.6</b> | <b>17-60</b> | <b>.283</b> | <b>9-37</b> | <b>.243</b> | <b>2-2</b> | <b>1.000</b> | <b>7</b> | <b>21</b> | <b>28</b> | <b>1.0</b> | <b>17-0</b> | <b>6</b> | <b>12</b> | <b>8</b> | <b>2</b> | <b>45</b> | <b>1.6</b> |



# DESTINEE WALKER 24

5-10 // GRADUATE // GUARD

ORLANDO, FLORIDA

NORTH CAROLINA // LAKE HIGHLAND

## UPDATE

- Started in both games, averaging 37.6 minutes.
- Leads the team in rebounding after two games with an 8.0 average.
- Scored 13 of her 19 points against Loyola MD in the first half.
- In her Irish debut, Walker stepped up with a 10-point, 10-rebound, double-double in 38 minutes of play. The 10 boards tied her career high.

## AT NORTH CAROLINA

### SENIOR SEASON (2018-19)

- Played in a limited 39 minutes, spanning four games. Averaged 2.5 points.

### JUNIOR SEASON (2017-18)

- Did not compete during the 2017-18 season

### SOPHOMORE SEASON (2016-17)

- Averaged 12.4 points, 3.7 rebounds and 2.0 assists per game in her second season with the Tar Heels
- Scored in double figures on 12 occasions and led the team in scoring four times. Reached the 20-point scoring mark in four games
- Scored a season-high 25 points against Jacksonville
- Registered a 23-point effort at #17 Miami and scored 22 points at #18 Virginia Tech
- Missed the final 10 games of the season due to injury
- ACC Honor Roll selection.

### FRESHMAN SEASON (2015-16)

- Named to the ACC All-Freshman Team // Earned ACC Rookie of the Week honors (11/23) // Named to the ACC All-Academic Team
- Averaged 13.9 points, 3.7 rebounds and 2.7 assists per game
- ACC Ranks: 1st in minutes played (37.3), 6th in free throw percentage (.813) and 16th in scoring (13.9 ppg)
- Scored in double figures in a team-leading 28 games
- Scored a career-high 32 points against Florida A&M, also registered a double-double against the Rattlers.

## SEASON BESTS

Pts: 19 (vs Loyola MD, 11/8/19)  
 Rebs: 10 (at Fordham, 11/5/19)  
 FGM: 9 (vs Loyola MD, 11/8/19)  
 FGA: 15 (vs Loyola MD, 11/8/19)  
 3FGM: 2 (at Fordham, 11/5/19)  
 FTM: 6 (vs Loyola MD, 11/8/19)  
 FTA: 7 (vs Loyola MD, 11/8/19)  
 Ast: 4 (vs Loyola MD, 11/8/19)  
 Blk: 1 (vs Loyola MD, 11/8/19)  
 Stl: 2 (vs Loyola MD, 11/8/19)  
 Min: 38 (at Fordham, 11/5/19)

## CAREER BESTS

Pts: 32 (vs Florida A&M, 11/17/15)  
 Rebs: 10, 2x (last at Fordham, 11/5/19)  
 FGM: 10, 2x (last vs Iona, 11/21/15)  
 FGA: 19, 2x (last at Virginia Tech, 1/2/17)  
 3FGM: 5, 2x (last vs Marshall, 12/7/16)  
 3FGA: 12 (vs Louisville, 2/4/16)  
 FTM: 10 (vs Florida A&M, 11/17/15)  
 FTA: 10, 2x (last vs Jacksonville, 12/20/16)  
 Ast: 6 (vs Pacific, 11/25/15)  
 Blk: 1, 4x (last vs Loyola MD, 11/8/19)  
 Stl: 4 (vs Appalachian St, 12/12/15)  
 Min: 45 (vs Pitt, 3/2/16)

## KEY STATISTICS

| POINTS      | REBOUNDS   | FT MADE                      | DOUBLE-DOUBLES |
|-------------|------------|------------------------------|----------------|
| 14.5        | 8.0        | 10                           | 1              |
| 3RD ON TEAM | LEADS TEAM | LEADS TEAM<br>15TH IN NATION | LEADS TEAM     |

## SEASON

|   |                        |    |
|---|------------------------|----|
| 2 | Double-Figure Scoring  | 42 |
| 0 | 20-Point Games         | 7  |
| 0 | 30-Point Games         | 1  |
| 1 | Double-Doubles         | 2  |
| 1 | Double-Figure Rebounds | 2  |

## CAREER

## 2019-20 GAME-BY-GAME STATISTICS

| Date  | Opponent           | GS | MIN | FG-A | 3P-A | FT-A | RB     | PF | A | TO | ST | BL | PTS |
|-------|--------------------|----|-----|------|------|------|--------|----|---|----|----|----|-----|
| 11/5  | @ Fordham          | *  | 38  | 3-9  | 0-2  | 4-6  | 3-7-10 | 2  | 0 | 1  | 1  | 0  | 10  |
| 11/8  | Loyola MD          | *  | 33  | 9-15 | 0-1  | 6-7  | 3-3-6  | 2  | 4 | 1  | 2  | 1  | 19  |
| 11/11 | Tennessee          |    |     |      |      |      |        |    |   |    |    |    |     |
| 11/14 | Michigan St        |    |     |      |      |      |        |    |   |    |    |    |     |
| 11/20 | Toledo             |    |     |      |      |      |        |    |   |    |    |    |     |
| 11/23 | @ Michigan         |    |     |      |      |      |        |    |   |    |    |    |     |
| 11/28 | vs FGCU            |    |     |      |      |      |        |    |   |    |    |    |     |
| 11/29 | vs South Dakota St |    |     |      |      |      |        |    |   |    |    |    |     |
| 11/30 | vs USF             |    |     |      |      |      |        |    |   |    |    |    |     |
| 12/4  | Minnesota          |    |     |      |      |      |        |    |   |    |    |    |     |
| 12/8  | @ UConn            |    |     |      |      |      |        |    |   |    |    |    |     |
| 12/11 | DePaul             |    |     |      |      |      |        |    |   |    |    |    |     |
| 12/29 | Clemson            |    |     |      |      |      |        |    |   |    |    |    |     |
| 1/2   | @ Pittsburgh       |    |     |      |      |      |        |    |   |    |    |    |     |
| 1/5   | @ Syracuse         |    |     |      |      |      |        |    |   |    |    |    |     |
| 1/9   | Boston College     |    |     |      |      |      |        |    |   |    |    |    |     |
| 1/12  | NC State           |    |     |      |      |      |        |    |   |    |    |    |     |
| 1/16  | @ Duke             |    |     |      |      |      |        |    |   |    |    |    |     |
| 1/19  | Miami              |    |     |      |      |      |        |    |   |    |    |    |     |
| 1/26  | @ Virginia         |    |     |      |      |      |        |    |   |    |    |    |     |
| 1/30  | Louisville         |    |     |      |      |      |        |    |   |    |    |    |     |
| 2/2   | @ Georgia Tech     |    |     |      |      |      |        |    |   |    |    |    |     |
| 2/6   | @ Wake Forest      |    |     |      |      |      |        |    |   |    |    |    |     |
| 2/9   | Pittsburgh         |    |     |      |      |      |        |    |   |    |    |    |     |
| 2/13  | @ Boston College   |    |     |      |      |      |        |    |   |    |    |    |     |
| 2/16  | @ Louisville       |    |     |      |      |      |        |    |   |    |    |    |     |
| 2/20  | Virginia Tech      |    |     |      |      |      |        |    |   |    |    |    |     |
| 2/23  | Syracuse           |    |     |      |      |      |        |    |   |    |    |    |     |
| 2/27  | UNC                |    |     |      |      |      |        |    |   |    |    |    |     |
| 3/1   | @ Florida St       |    |     |      |      |      |        |    |   |    |    |    |     |

## WALKER'S OVERALL CAREER STATISTICS

| SEASON              | TEAM | GP-GS        | MIN/AVG          | FG-FGA         | FG%         | 3FG-FGA       | 3FG%        | FT-FTA         | FT%         | OFF       | DEF        | TOT        | AVG        | PF-FO        | AST        | TO         | BLK      | STL       | PTS        | AVG         |
|---------------------|------|--------------|------------------|----------------|-------------|---------------|-------------|----------------|-------------|-----------|------------|------------|------------|--------------|------------|------------|----------|-----------|------------|-------------|
| 2015-16             | UNC  | 32-31        | 1194/37.3        | 160-428        | .374        | 48-180        | .267        | 78-96          | .813        | 31        | 86         | 117        | 3.7        | 66-0         | 79         | 91         | 2        | 35        | 446        | 13.9        |
| 2016-17             | UNC  | 21-20        | 684/32.6         | 91-238         | .382        | 39-115        | .339        | 40-55          | .727        | 24        | 54         | 78         | 3.7        | 48-1         | 42         | 45         | 1        | 24        | 261        | 12.4        |
| 2018-19             | UNC  | 4-0          | 39/9.7           | 2-7            | .286        | 1-1           | 1.000       | 5-6            | .833        | 2         | 2          | 4          | 1.0        | 4-0          | 2          | 2          | 0        | 0         | 10         | 2.5         |
| 2019-20             | ND   | 2-2          | 75/37.6          | 9-23           | .391        | 1-6           | .167        | 10-14          | .714        | 5         | 11         | 16         | 8.0        | 4-0          | 4          | 2          | 1        | 3         | 29         | 14.5        |
| <b>TOTAL FOR ND</b> |      | <b>2-2</b>   | <b>75/37.6</b>   | <b>9-23</b>    | <b>.391</b> | <b>1-6</b>    | <b>.167</b> | <b>10-14</b>   | <b>.714</b> | <b>5</b>  | <b>11</b>  | <b>16</b>  | <b>8.0</b> | <b>4-0</b>   | <b>4</b>   | <b>2</b>   | <b>1</b> | <b>3</b>  | <b>29</b>  | <b>14.5</b> |
| <b>TOTAL</b>        |      | <b>59-53</b> | <b>1992/33.8</b> | <b>262-696</b> | <b>.376</b> | <b>89-302</b> | <b>.295</b> | <b>133-171</b> | <b>.778</b> | <b>62</b> | <b>153</b> | <b>215</b> | <b>3.6</b> | <b>122-1</b> | <b>127</b> | <b>140</b> | <b>4</b> | <b>62</b> | <b>746</b> | <b>12.6</b> |



# MIKKY VAUGHN 30

6-3 // JUNIOR // CENTER  
 PHILADELPHIA, PENNSYLVANIA  
 PAUL VI / FRIENDS' CENTRAL

**SEASON BESTS**

Pts: 8 (at Fordham, 11/5/19)  
 Rebs: 9 (at Fordham, 11/5/19)  
 FGM: 3 (at Fordham, 11/5/19)  
 FGA: 6 (at Fordham, 11/5/19)  
 3FGM: 3FGA:  
 FTM: 2 (at Fordham, 11/5/19)  
 FTA: 3 (at Fordham, 11/5/19)  
 Ast: 4 (at Fordham, 11/5/19)  
 Blk:  
 Stl: 1 (at Fordham, 11/5/19)  
 Min: 20 (at Fordham, 11/5/19)

**CAREER BESTS**

Pts: 12 (vs Harvard, 11/9/18)  
 Rebs: 11 (vs BCU, 3/23/19)  
 FGM: 6 (vs Harvard, 11/9/18)  
 FGA: 9 (vs Mount, 11/11/17)  
 3FGM: 3FGA:  
 FTM: 4 (vs Binghamton, 12/16/18)  
 FTA: 4, 3x (last vs Wake Forest, 1/13/19)  
 Ast: 4 (at Fordham, 11/5/19)  
 Blk: 4, 2x (last vs Wake Forest, 1/13/19)  
 Stl: 2, 2x (last vs Penn, 11/12/18)  
 Min: 24 (vs Binghamton, 12/16/18)

**UPDATE**

• Made her first career start for the Irish in the season opener at Fordham. Vaughn was closing in on a double-double with eight points and nine boards in 20 minutes of action before being sidelined with a right knee injury. Vaughn also set a career high in assists with four.

• MRI results confirmed an ACL sprain in her right knee - opposite knee of what she tore in her freshman season.

**SEASON**

0 ..... Double-Figure Scoring.....3  
 0 ..... Double-Figure Rebounds.....1

**CAREER**

**2019-20 GAME-BY-GAME STATISTICS**

| Date  | Opponent           | GS | MIN | FG-A | 3P-A | FT-A | RB    | PF | A | TO | ST | BL | PTS |
|-------|--------------------|----|-----|------|------|------|-------|----|---|----|----|----|-----|
| 11/5  | @ Fordham          | *  | 20  | 3-6  | 0-0  | 2-3  | 2-7-9 | 0  | 4 | 3  | 1  | 0  | 8   |
| 11/8  | Loyola MD          |    | DNP |      |      |      |       |    |   |    |    |    |     |
| 11/11 | Tennessee          |    |     |      |      |      |       |    |   |    |    |    |     |
| 11/14 | Michigan St        |    |     |      |      |      |       |    |   |    |    |    |     |
| 11/20 | Toledo             |    |     |      |      |      |       |    |   |    |    |    |     |
| 11/23 | @ Michigan         |    |     |      |      |      |       |    |   |    |    |    |     |
| 11/28 | vs FGCU            |    |     |      |      |      |       |    |   |    |    |    |     |
| 11/29 | vs South Dakota St |    |     |      |      |      |       |    |   |    |    |    |     |
| 11/30 | vs USF             |    |     |      |      |      |       |    |   |    |    |    |     |
| 12/4  | Minnesota          |    |     |      |      |      |       |    |   |    |    |    |     |
| 12/8  | @ UConn            |    |     |      |      |      |       |    |   |    |    |    |     |
| 12/11 | DePaul             |    |     |      |      |      |       |    |   |    |    |    |     |
| 12/29 | Clemson            |    |     |      |      |      |       |    |   |    |    |    |     |
| 1/2   | @ Pittsburgh       |    |     |      |      |      |       |    |   |    |    |    |     |
| 1/5   | @ Syracuse         |    |     |      |      |      |       |    |   |    |    |    |     |
| 1/9   | Boston College     |    |     |      |      |      |       |    |   |    |    |    |     |
| 1/12  | NC State           |    |     |      |      |      |       |    |   |    |    |    |     |
| 1/16  | @ Duke             |    |     |      |      |      |       |    |   |    |    |    |     |
| 1/19  | Miami              |    |     |      |      |      |       |    |   |    |    |    |     |
| 1/26  | @ Virginia         |    |     |      |      |      |       |    |   |    |    |    |     |
| 1/30  | Louisville         |    |     |      |      |      |       |    |   |    |    |    |     |
| 2/2   | @ Georgia Tech     |    |     |      |      |      |       |    |   |    |    |    |     |
| 2/6   | @ Wake Forest      |    |     |      |      |      |       |    |   |    |    |    |     |
| 2/9   | Pittsburgh         |    |     |      |      |      |       |    |   |    |    |    |     |
| 2/13  | @ Boston College   |    |     |      |      |      |       |    |   |    |    |    |     |
| 2/16  | @ Louisville       |    |     |      |      |      |       |    |   |    |    |    |     |
| 2/20  | Virginia Tech      |    |     |      |      |      |       |    |   |    |    |    |     |
| 2/23  | Syracuse           |    |     |      |      |      |       |    |   |    |    |    |     |
| 2/27  | UNC                |    |     |      |      |      |       |    |   |    |    |    |     |
| 3/1   | @ Florida St       |    |     |      |      |      |       |    |   |    |    |    |     |

VAUGHN'S OVERALL CAREER STATISTICS

| SEASON       | TEAM | GP-GS       | MIN/AVG         | FG-FGA        | FG%         | 3FG-FGA    | 3FG%        | FT-FTA       | FT%         | OFF       | DEF       | TOT        | AVG        | PF-FO       | AST       | TO        | BLK       | STL       | PTS        | AVG        |
|--------------|------|-------------|-----------------|---------------|-------------|------------|-------------|--------------|-------------|-----------|-----------|------------|------------|-------------|-----------|-----------|-----------|-----------|------------|------------|
| 2017-18      | ND   | 6-0         | 79/13.2         | 23-37         | .622        | 0-0        | .000        | 2-6          | .333        | 14        | 12        | 26         | 4.3        | 11-0        | 4         | 8         | 7         | 3         | 48         | 8.0        |
| 2018-19      | ND   | 38-0        | 362/9.5         | 53-101        | .525        | 0-0        | .000        | 19-30        | .633        | 41        | 49        | 90         | 2.4        | 48-1        | 7         | 25        | 24        | 10        | 125        | 3.3        |
| 2019-20      | ND   | 1-1         | 20/20.3         | 3-6           | .500        | 0-0        | .000        | 2-3          | .667        | 2         | 7         | 9          | 9.0        | 0-0         | 4         | 3         | 0         | 1         | 8          | 8.0        |
| <b>TOTAL</b> |      | <b>45-1</b> | <b>462/10.3</b> | <b>79-144</b> | <b>.549</b> | <b>0-0</b> | <b>.000</b> | <b>23-39</b> | <b>.590</b> | <b>57</b> | <b>68</b> | <b>125</b> | <b>2.8</b> | <b>59-1</b> | <b>15</b> | <b>36</b> | <b>31</b> | <b>14</b> | <b>181</b> | <b>4.0</b> |



# SAM BRUNELLE 33

6-2 // FRESHMAN // FORWARD

RUCKERSVILLE, VIRGINIA

WILLIAM MONROE

## UPDATE

• Started both games, averaging 33.2 minutes. Peoples and Brunelle became the first pair of freshmen starters for a season opener since Teresa Borton & Jacqueline Batteast started the 2001-02 season opener.

• Back-to-back games in double-figures. The last freshman starter to do so... Bri Turner in the 2014-15 season.

• Impressive debut for the freshman at Fordham, co-leading the Irish in scoring with 14 points, including a pair of threes and a 4-for-4 day from the line. It marked the first time a freshman lead the team in scoring in a season opener since Bri Turner shattered the program record for points in an opener with 29 in 2015.

• A 6-2 forward who doubles as Notre Dame's biggest threat from beyond the arc. Last spring, Brunelle won the three-point shooting contest at the McDonald's All-America game.

• Fun Fact: Can make a perfect cricket noise with her mouth.

• Fun Fact: Wants to go into broadcasting - will be hosting a segment in the Muffet McGraw Radio Show this year.

## High School

- Ranked No. 6 overall by espnW in Class of 2019, reaching as high as No. 1.
- Attended William Monroe High School.
- Two-time Naismith High School All-American (Second Team in 2019 / Third Team in 2018)
- 2019 McDonald's High School All-American
- 2018 Gatorade Virginia Player of the Year // 2018 USA Today Virginia Player of the Year // USA Today Second Team USA in 2018 // 2018 MaxPreps High School All-America Third Team // Three-time All-State selection
- Finished her prep career with 2,229 points and 1,272 rebounds.
- Injured for about half her senior year in 2018-19, but still averaged 17.6 ppg and 10.3 rpg. William Monroe went on to win its first regional championship since 1987, when her mother, Katie, was on the team.
- As a junior, she started all 25 games and averaged 30.0 points, 15.6 rebounds and 3.5 assists per game. Guided William Monroe to its first playoff appearance since 1988 (reaching state quarterfinals with a 23-2 record), posting a trio of 40-point games along the way.

## Team USA

- Member of the U16, U17, U18 USA national basketball teams.
- Three-time gold medalist with Team USA and winner of one bronze.
- Won a pair of international gold medals in 2018 – winning the 3x3 title at the Youth Olympic Games in Argentina and the 5x5 title at the FIBA U17 World Cup in Belarus. Prior, she won at the 2017 FIBA Americas U16 Championship in Argentina. Won bronze at the 2016 FIBA U17 World Cup in Spain.
- Played twice in the USA vs Canada Ballin' Across Borders Global Game
- Selected as one of six USA Basketball participants in the 2019 NCAA Next Generation at the NCAA Final Four in Tampa, Florida.

## SEASON BESTS

Pts: 14 (at Fordham, 11/5/19)  
Rebs: 9 (vs Loyola MD, 11/8/19)  
FGM: 6 (vs Loyola MD, 11/8/19)  
FGA: 15 (vs Loyola MD, 11/8/19)  
3FGM: 2 (at Fordham, 11/5/19)  
3FGA: 6 (at Fordham, 11/5/19)  
FTM: 4 (at Fordham, 11/5/19)  
FTA: 4 (at Fordham, 11/5/19)  
Ast: 3, 2x (last vs Loyola MD, 11/8/19)  
Blk: 2 (vs Loyola MD, 11/8/19)  
Stl: 2 (at Fordham, 11/5/19)  
Min: 34 (vs Loyola MD, 11/8/19)

## CAREER BESTS

Pts: 14 (at Fordham, 11/5/19)  
Rebs: 9 (vs Loyola MD, 11/8/19)  
FGM: 6 (vs Loyola MD, 11/8/19)  
FGA: 15 (vs Loyola MD, 11/8/19)  
3FGM: 2 (at Fordham, 11/5/19)  
3FGA: 6 (at Fordham, 11/5/19)  
FTM: 4 (at Fordham, 11/5/19)  
FTA: 4 (at Fordham, 11/5/19)  
Ast: 3, 2x (last vs Loyola MD, 11/8/19)  
Blk: 2 (vs Loyola MD, 11/8/19)  
Stl: 2 (at Fordham, 11/5/19)  
Min: 34 (vs Loyola MD, 11/8/19)

## KEY STATISTICS

| POINTS      | REBOUNDS      | O-REBOUNDS    | FG ATTEMPTS    |
|-------------|---------------|---------------|----------------|
| 13.0        | 7.0           | 2.5           | 27             |
| 4TH ON TEAM | T-2ND ON TEAM | CO-LEADS TEAM | LEADS TEAM     |
|             |               |               | 37TH IN NATION |

## SEASON

2..... Double-Figure Scoring..... 2

## CAREER

## 2019-20 GAME-BY-GAME STATISTICS

| Date  | Opponent           | GS | MIN | FG-A | 3P-A | FT-A | RB    | PF | A | TO | ST | BL | PTS |
|-------|--------------------|----|-----|------|------|------|-------|----|---|----|----|----|-----|
| 11/5  | @ Fordham          | *  | 33  | 4-12 | 2-6  | 4-4  | 2-3-5 | 3  | 3 | 5  | 2  | 0  | 14  |
| 11/8  | Loyola MD          | *  | 34  | 6-15 | 0-5  | 0-0  | 3-6-9 | 1  | 3 | 4  | 0  | 2  | 12  |
| 11/11 | Tennessee          |    |     |      |      |      |       |    |   |    |    |    |     |
| 11/14 | Michigan St        |    |     |      |      |      |       |    |   |    |    |    |     |
| 11/20 | Toledo             |    |     |      |      |      |       |    |   |    |    |    |     |
| 11/23 | @ Michigan         |    |     |      |      |      |       |    |   |    |    |    |     |
| 11/28 | vs FGCU            |    |     |      |      |      |       |    |   |    |    |    |     |
| 11/29 | vs South Dakota St |    |     |      |      |      |       |    |   |    |    |    |     |
| 11/30 | vs USF             |    |     |      |      |      |       |    |   |    |    |    |     |
| 12/4  | Minnesota          |    |     |      |      |      |       |    |   |    |    |    |     |
| 12/8  | @ UConn            |    |     |      |      |      |       |    |   |    |    |    |     |
| 12/11 | DePaul             |    |     |      |      |      |       |    |   |    |    |    |     |
| 12/29 | Clemson            |    |     |      |      |      |       |    |   |    |    |    |     |
| 1/2   | @ Pittsburgh       |    |     |      |      |      |       |    |   |    |    |    |     |
| 1/5   | @ Syracuse         |    |     |      |      |      |       |    |   |    |    |    |     |
| 1/9   | Boston College     |    |     |      |      |      |       |    |   |    |    |    |     |
| 1/12  | NC State           |    |     |      |      |      |       |    |   |    |    |    |     |
| 1/16  | @ Duke             |    |     |      |      |      |       |    |   |    |    |    |     |
| 1/19  | Miami              |    |     |      |      |      |       |    |   |    |    |    |     |
| 1/26  | @ Virginia         |    |     |      |      |      |       |    |   |    |    |    |     |
| 1/30  | Louisville         |    |     |      |      |      |       |    |   |    |    |    |     |
| 2/2   | @ Georgia Tech     |    |     |      |      |      |       |    |   |    |    |    |     |
| 2/6   | @ Wake Forest      |    |     |      |      |      |       |    |   |    |    |    |     |
| 2/9   | Pittsburgh         |    |     |      |      |      |       |    |   |    |    |    |     |
| 2/13  | @ Boston College   |    |     |      |      |      |       |    |   |    |    |    |     |
| 2/16  | @ Louisville       |    |     |      |      |      |       |    |   |    |    |    |     |
| 2/20  | Virginia Tech      |    |     |      |      |      |       |    |   |    |    |    |     |
| 2/23  | Syracuse           |    |     |      |      |      |       |    |   |    |    |    |     |
| 2/27  | UNC                |    |     |      |      |      |       |    |   |    |    |    |     |
| 3/1   | @ Florida St       |    |     |      |      |      |       |    |   |    |    |    |     |

## BRUNELLE'S OVERALL CAREER STATISTICS

| SEASON       | TEAM | GP-GS      | MIN/AVG        | FG-FGA       | FG%         | 3FG-FGA     | 3FG%        | FT-FTA     | FT%          | OFF      | DEF      | TOT       | AVG        | PF-FO      | AST      | TO       | BLK      | STL      | PTS       | AVG         |
|--------------|------|------------|----------------|--------------|-------------|-------------|-------------|------------|--------------|----------|----------|-----------|------------|------------|----------|----------|----------|----------|-----------|-------------|
| 2019-20      | ND   | 2-2        | 66/33.2        | 10-27        | .370        | 2-11        | .182        | 4-4        | 1.000        | 5        | 9        | 14        | 7.0        | 4-0        | 6        | 9        | 2        | 2        | 26        | 13.0        |
| <b>TOTAL</b> |      | <b>2-2</b> | <b>66/33.2</b> | <b>10-27</b> | <b>.370</b> | <b>2-11</b> | <b>.182</b> | <b>4-4</b> | <b>1.000</b> | <b>5</b> | <b>9</b> | <b>14</b> | <b>7.0</b> | <b>4-0</b> | <b>6</b> | <b>9</b> | <b>2</b> | <b>2</b> | <b>26</b> | <b>13.0</b> |



# KATIE KEYES

# 40

5-11 // FRESHMAN // FORWARD

RIDGEWOOD, NEW JERSEY

RIDGEWOOD

### SEASON BESTS

Pts:  
Rebs:  
FGM:  
FGA:  
3FGM:  
3FGA:  
FTM:  
FTA:  
Ast:  
Blk:  
Stl:  
Min: 1 (vs Loyola MD, 11/8/19)

### CAREER BESTS

Pts:  
Rebs:  
FGM:  
FGA:  
3FGM:  
3FGA:  
FTM:  
FTA:  
Ast:  
Blk:  
Stl:  
Min: 1 (vs Loyola MD, 11/8/19)

### UPDATE

- 1-of-3 walk-ons added to this year's team.
- Her mother, Karen, was a 1991 alumna and graduated as the program's all-time leading scorer.
- Made her Irish debut against Loyola MD in the final minute of action.
- Attended Ridgewood High School
- Lettered four years in basketball playing both guard and forward
- Was the runner-up in the State Sectional Championship in both her junior and senior year
- 2018 First Team All-League
- Season high 20 points her junior year
- Earned All-County honors her junior year
- Was injured her senior season
- Lettered three years in track & field – ran the mile and two mile – League Champions
- Also lettered three years in cross country – All-County and All-State honors
- Goes by Katie
- Favorite athlete is Jordan Spieth
- Daughter of Karen & Kevin Keyes – both former athletes at Notre Dame
- Majoring in Economics

### 2019-20 GAME-BY-GAME STATISTICS

| Date  | Opponent           | GS | MIN | FG-A | 3P-A | FT-A | RB | PF | A | TO | ST | BL | PTS |
|-------|--------------------|----|-----|------|------|------|----|----|---|----|----|----|-----|
| 11/5  | @ Fordham          |    | DNP |      |      |      |    |    |   |    |    |    |     |
| 11/8  | Loyola MD          | 1  |     | 0-0  | 0-0  | 0-0  | 0  | 0  | 0 | 1  | 0  | 0  | 0   |
| 11/11 | Tennessee          |    |     |      |      |      |    |    |   |    |    |    |     |
| 11/14 | Michigan St        |    |     |      |      |      |    |    |   |    |    |    |     |
| 11/20 | Toledo             |    |     |      |      |      |    |    |   |    |    |    |     |
| 11/23 | @ Michigan         |    |     |      |      |      |    |    |   |    |    |    |     |
| 11/28 | vs FGCU            |    |     |      |      |      |    |    |   |    |    |    |     |
| 11/29 | vs South Dakota St |    |     |      |      |      |    |    |   |    |    |    |     |
| 11/30 | vs USF             |    |     |      |      |      |    |    |   |    |    |    |     |
| 12/4  | Minnesota          |    |     |      |      |      |    |    |   |    |    |    |     |
| 12/8  | @ UConn            |    |     |      |      |      |    |    |   |    |    |    |     |
| 12/11 | DePaul             |    |     |      |      |      |    |    |   |    |    |    |     |
| 12/29 | Clemson            |    |     |      |      |      |    |    |   |    |    |    |     |
| 1/2   | @ Pittsburgh       |    |     |      |      |      |    |    |   |    |    |    |     |
| 1/5   | @ Syracuse         |    |     |      |      |      |    |    |   |    |    |    |     |
| 1/9   | Boston College     |    |     |      |      |      |    |    |   |    |    |    |     |
| 1/12  | NC State           |    |     |      |      |      |    |    |   |    |    |    |     |
| 1/16  | @ Duke             |    |     |      |      |      |    |    |   |    |    |    |     |
| 1/19  | Miami              |    |     |      |      |      |    |    |   |    |    |    |     |
| 1/26  | @ Virginia         |    |     |      |      |      |    |    |   |    |    |    |     |
| 1/30  | Louisville         |    |     |      |      |      |    |    |   |    |    |    |     |
| 2/2   | @ Georgia Tech     |    |     |      |      |      |    |    |   |    |    |    |     |
| 2/6   | @ Wake Forest      |    |     |      |      |      |    |    |   |    |    |    |     |
| 2/9   | Pittsburgh         |    |     |      |      |      |    |    |   |    |    |    |     |
| 2/13  | @ Boston College   |    |     |      |      |      |    |    |   |    |    |    |     |
| 2/16  | @ Louisville       |    |     |      |      |      |    |    |   |    |    |    |     |
| 2/20  | Virginia Tech      |    |     |      |      |      |    |    |   |    |    |    |     |
| 2/23  | Syracuse           |    |     |      |      |      |    |    |   |    |    |    |     |
| 2/27  | UNC                |    |     |      |      |      |    |    |   |    |    |    |     |
| 3/1   | @ Florida St       |    |     |      |      |      |    |    |   |    |    |    |     |

### KEYES' OVERALL CAREER STATISTICS

| SEASON       | TEAM | GP-GS      | MIN/AVG      | FG-FGA     | FG%         | 3FG-FGA    | 3FG%        | FT-FTA     | FT%         | OFF      | DEF      | TOT      | AVG        | PF-FO      | AST      | TO       | BLK      | STL      | PTS      | AVG        |
|--------------|------|------------|--------------|------------|-------------|------------|-------------|------------|-------------|----------|----------|----------|------------|------------|----------|----------|----------|----------|----------|------------|
| 2019-20      | ND   | 1-0        | 1/1.5        | 0-0        | .000        | 0-0        | .000        | 0-0        | .000        | 0        | 0        | 0        | 0.0        | 0-0        | 0        | 1        | 0        | 0        | 0        | 0.0        |
| <b>TOTAL</b> |      | <b>1-0</b> | <b>1/1.5</b> | <b>0-0</b> | <b>.000</b> | <b>0-0</b> | <b>.000</b> | <b>0-0</b> | <b>.000</b> | <b>0</b> | <b>0</b> | <b>0</b> | <b>0.0</b> | <b>0-0</b> | <b>0</b> | <b>1</b> | <b>0</b> | <b>0</b> | <b>0</b> | <b>0.0</b> |



## LAST TIME NOTRE DAME ...

### SCORING

|  |   |
|--|---|
| Player scored 25 points                          | See 30  |
| Player scored 30 points                          | Arike Ogunbowale (31) vs Baylor, 4/7/19 (Tampa)   |
| Player scored 35 points                          | Jessica Shepard (39) vs DePaul, 12/17/17  |
| Player scored 40 points                          | Jewell Loyd (41) at DePaul, 12/10/14  |
| Player came off bench and scored 20 points       | Jackie Young (22), vs. Virginia, 3/3/19   |
| Two players scored 20 points                     | Arike Ogunbowale (31) & Marina Mabrey (21), vs Baylor, 4/7/19 (Tampa)   |
| Three players scored 20 points                   | Jessica Shepard (30), Jackie Young (21), Brianna Turner (20) vs Louisville, 3/10/19 (Greensboro, N.C.)  |
| Three players scored 20 points/consecutive games | Arike Ogunbowale (30), Jessica Shepard (24), Marina Mabrey (23) vs CSUN, 3/16/18; Arike Ogunbowale (24), Jessica Shepard (25), Jackie Young (24) vs. Villanova, 3/18/18                               |
| Two players scored 25 points                     | Arike Ogunbowale (27) & Jessica Shepard (26) vs FSU, 2/10/19  |
| Player scored 25 points/consecutive games        | Arike Ogunbowale (27 vs. Georgia Tech, 2/11/18; 27 at Virginia, 2/15/18)  |
| None in double figures                           | at Seton Hall, 2/8/04   |
| One in double figures                            | Brianna Turner (25) vs. Duke, 1/26/17   |
| Six in double figures                            | Arike Ogunbowale (13), Brianna Turner (14), Jessica Shepard (18), McKayla Vaughn (10), Marina Mabrey (21), Jackie Young (21) vs Binghamton, 12/16/18  |
| Seven in double figures                          | See eight in double figures   |
| Eight in double figures                          | Devereaux Peters (20), Natalie Achonwa (19), Kaila Turner (14), Natalie Novosel (13), Skylar Diggins (11), Brittany Mallory (11), Kayla McBride (11) and Markisha Wright (11) vs. Pittsburgh, 1/17/12 |
| ND scored 55 points/half                         | 58 (2nd half) vs Stanford, 4/1/19 (Chicago)   |
| ND scored 60 points/half                         | 60 (1st half) vs Pitt, 1/3/19   |
| ND scored 50 points in both halves               | 50 (1st) & 53 (2nd) vs. Harvard, 11/9/18  |
| ND scored 100 points/game                        | 103 vs Virginia, 3/3/19   |
| ND scored 100 points/home game                   | See 100 points  |
| ND scored 100 points/neutral site                | 100 vs. Duquesne, 12/1/13 (@ Toronto, Ontario)  |
| ND scored 100 points/conference game             | 103 vs Virginia, 3/3/19   |
| ND scored fewer than 15 points/half              | 11 (1st half) at West Virginia, 1/13/08   |
| ND scored fewer than 20 points/half              | 17 (1st half) at Connecticut, 4/1/18  |
| ND scored fewer than 50 points/game              | 44 at Connecticut, 3/8/10   |

### FIELD GOAL SHOOTING

|  |  |
|--|--|
| Player made every shot from the field (min. 7) | Jessica Shepard (8-8) vs Binghamton, 12/16/18  |
| ND shot 55 percent/consecutive games           | 56.7 (38-67) at Syracuse, 2/25/19; 55.1 (38-69) vs Virginia, 3/3/19, 58.0 (40-69) vs North Carolina, 3/8/19 (Greensboro, N.C.) |
| ND shot 60 percent/game                        | 61.4 (35-57) vs Lehigh, 12/30/18   |
| ND shot 65 percent/game                        | 69.8 (37-53) vs WKU, 12/19/18  |
| ND shot 70 percent/game                        | 70.2 (40-57) at Mercer, 12/30/11   |
| ND shot below 25 percent/game                  | 24.5 (13-53) at West Virginia, 1/13/08   |
| ND shot below 30 percent/game                  | 29.7 (22-74) vs. Connecticut, 4/7/13 (@ New Orleans, La.)  |
| ND shot below 35 percent/game                  | 33.3 (21-63) vs. Connecticut, 4/7/15 (@ Tampa, Fla.)   |
| ND shot below 35 percent/game and won          | 34.8 (23-66) vs. South Florida, 3/10/13 (@ Hartford, Conn.)  |
| ND shot 65 percent/half                        | 69.2 (18-26) at Syracuse, 2/25/19  |
| ND shot 70 percent/half                        | See 75   |
| ND shot 75 percent or greater/half             | .758 (22-29), 2nd half at Clemson, 1/31/19   |
| ND shot below 25 percent/half                  | 24.0 (6-25), 1st half at Miami, 1/8/15   |
| ND shot below 30 percent/half                  | 26.1 (6-23), 2nd half vs Fordham, 11/5/19  |

### THREE-POINT SHOOTING

|                                      |   |
|--------------------------------------|---|
| Player made 4 three-pointers/half    | See 5/half  |
| Player made 5 three-pointers/half    | Marina Mabrey (1st half) vs Texas A&M, 3/24/18 (Spokane, Wash.) |
| Player made 5 three-pointers         | Arike Ogunbowale vs North Carolina, 3/8/19 (Greensboro, N.C.)   |
| Player made 6 three-pointers         | Arike Ogunbowale vs Virginia, 3/3/19                            |
| Player made 7 three-pointers         | Marina Mabrey vs Texas A&M, 3/24/18 (Spokane, Wash.)            |
| Player made 8 three-pointers         | Sheila McMillen vs. St. John's, 2/28/98 (@ Piscataway, N.J.)    |
| Player attempted 10 three-pointers   | Marina Mabrey (10) at Clemson, 1/31/19                          |
| ND made 10 three-pointers            | 13 vs Virginia, 3/3/19  |
| ND did not make a three-pointer      | vs. Saint Joseph's (Pa.), 12/21/14                              |
| ND attempted 20 three-pointers       | 20 vs UConn, 4/5/19 (Tampa)                                     |
| ND shot 60 percent 3FG (min. 5 att.) | 66.7 (8-12) vs WKU, 12/19/18                                    |

### FREE-THROW SHOOTING

|   |  |
|---|--|
| Player made 10 free-throws              | Arike Ogunbowale (12) vs Louisville, 1/10/19               |
| Player made 15 free-throws              | Jewell Loyd (15) at DePaul, 12/10/14                       |
| Player attempted 15 free-throws         | Brianna Turner (16) at North Carolina, 1/15/15             |
| Player made 10 for 10 or better         | 12-12 by Arike Ogunbowale vs Louisville, 1/10/19           |
| ND shot 90 percent (min. 10 att.)       | 93.8 (15-16) vs Stanford, 4/1/19 (Chicago)                 |
| ND shot below 50 percent (min. 10 att.) | 46.7 (7-15) at Georgia Tech, 1/6/19                        |
| ND made 30 free-throws                  | 31 (attempted 46) vs. UCLA, 11/28/15 (@ Freeport, Bahamas) |
| ND made fewer than five FTs             | 4 (attempted 7) vs. Wake Forest, 1/5/17                    |
| ND attempted 40 free-throws             | 46 (made 31) vs. UCLA, 11/28/15 (@ Freeport, Bahamas)      |
| ND attempted fewer than five FTs        | 2 (made 2) at Connecticut, 3/8/10                          |

### REBOUNDS

|  |   |
|--|---|
| Player had 15 rebounds                   | Brianna Turner (15) vs UConn, 4/5/19 (Tampa)  |
| Player had 20 rebounds                   | Natalie Achonwa (20) vs. South Florida, 3/10/13 (@ Hartford, Conn.)                       |
| Two players had double-figure rebounds   | Brianna Turner (12) & Jessica Shepard (10), vs Baylor, 4/7/19 (Tampa)                     |
| Three players had double-figure rebounds | Jessica Shepard (12), Kathryn Westbeld (10), and Jackie Young (10) vs Marquette, 12/20/17 |
| ND had 50 rebounds                       | 50 vs Loyola Maryland, 11/8/19  |
| ND had 25 offensive rebounds             | 25 vs Iowa, 11/29/18  |
| ND had 30 offensive rebounds             | 30 vs Longwood, 12/28/11  |

### DOUBLE-DOUBLES

|                                       |  |
|---------------------------------------|--|
| Points & rebounds/3 consecutive games | See 4  |
| Points & rebounds/4 consecutive games | Jessica Shepard (24/14) vs Texas A&M, 3/30/19; (11/14) vs Stanford, 4/1/19; (20/13) vs UConn, 4/5/19; (11/10) vs Baylor, 4/7/19  |
| Points & rebounds/5 consecutive games | Jessica Shepard (17/10) vs Florida State, 3/3/18; (23/10) vs Louisville, 3/4/18; (24/10) vs CSUN, 3/16/18; (25/10) vs Villanova, 3/18/18; (13/10) vs Texas A&M, 3/24/18 (Spokane, Wash.) |
| Points & assists                      | Marina Mabrey (12/12) vs UConn, 4/5/19 (Tampa)   |
| Rebounds & assists                    | Lindsay Allen (11/10) vs. Virginia 1/29/17   |
| Points & assists/consecutive games    | Niele Ivey (12/10) at Valparaiso, 11/17/00; (14/11) vs. Arizona, 11/20/00  |
| Two players had double-doubles        | Jessica Shepard (11p/10r) & Brianna Turner (12p/12r) vs Baylor, 4/7/19 (Tampa)   |
| Three players had double-doubles      | Jessica Shepard (20p/13r), Brianna Turner (15p/15r), Marina Mabrey (12p/12a), vs UConn, 4/5/19 (Tampa)   |
| 20+ points and 10+ rebounds           | Jessica Shepard (20p/13r) vs UConn, 4/5/19 (Tampa)   |
| 30+ points and 10+ rebounds           | Jessica Shepard vs Louisville, 3/10/19 (Greensboro, N.C.)  |
| 40+ points and 10+ rebounds           | Jewell Loyd (41/12) vs DePaul, 12/10/14  |
| 15 points and 15 rebounds             | Brianna Turner (15p/15r) vs UConn, 4/5/19 (Tampa)  |
| 20 points and 20 rebounds             | Natalie Achonwa (20/20) vs. South Florida, 3/10/13 (@ Hartford, Conn.)   |

### TRIPLE DOUBLES (8 in school history)

|  |
|--|
| Jackie Young (22p/10r/11a) vs Virginia, 3/3/19                       |
| Jackie Young (16p/12r/10a) at Tennessee, 1/24/19                     |
| Lindsay Allen (11p/11r/12a) at Chattanooga, 12/27/16                 |
| Marina Mabrey (18p/10a/12s) at Valparaiso, 11/23/15                  |
| Skylar Diggins (17p/10r/10a) at DePaul, 2/24/13                      |
| Skylar Diggins (22p/10r/11a) vs. Maryland, 3/27/12 (@ Raleigh, N.C.) |
| Sara Liebscher (17p/12r/10a) vs. Detroit, 2/15/90                    |
| Mary Gavin (11p/14a/10s) vs. Marquette, 1/31/87                      |

### ASSISTS

|   |  |
|---|--|
| Player had 10 assists                   | Marina Mabrey (12), vs UConn, 4/5/19 (Tampa)                   |
| Player had 10 assists/consecutive games | Jackie Young - 12 at Syracuse, 2/25/19; 11 vs Virginia, 3/3/19 |
| Player had 15 assists                   | Mary Gavin (17) at Marquette, 2/28/87                          |
| ND had 30 assists                       | 30 at Georgia Tech, 1/6/19                                     |
| ND had fewer than 10 assists            | 8 vs Mississippi State, 4/1/18 (Columbus, Ohio)                |
| ND had fewer than 5 assists             | 3 vs. Villanova, 3/8/09 (@ Hartford, Conn.)                    |

### BLOCKED SHOTS

|                         |   |
|-------------------------|---|
| Player blocked 5 shots  | Brianna Turner (5) vs UConn, 4/5/19               |
| Player blocked 6 shots  | Jessica Shepard (6) at Penn, 12/9/17              |
| Player blocked 7 shots  | Brianna Turner (7) vs. Boston College, 2/23/17    |
| Player blocked 10 shots | Amanda Barksdale (11) vs. Boston College, 2/10/02 |
| ND blocked 10 shots     | 12 vs WKU, 12/19/18                               |
| ND blocked 15 shots     | 16 vs. Boston College, 2/10/02                    |
| ND blocked 0 shots      | vs. Boston College, 1/14/18                       |

### STEALS

|                      |  |
|----------------------|--|
| Player had 5 steals  | Marina Mabrey (5) vs. Duke, 2/21/19        |
| Player had 10 steals | Marina Mabrey (12) at Valparaiso, 11/23/15 |
| ND had 20 steals     | 21 vs. Saint Francis (Pa.), 12/31/12       |

### TURNOVERS

|  |  |
|--|--|
| ND committed 25 or more                    | 25 at DePaul, 11/17/18   |
| ND committed 25 or more and won            | See 25 or more   |
| ND committed 30 or more                    | 30 at West Virginia, 2/22/11   |
| ND committed 10 or fewer                   | 10 vs Baylor, 4/7/19 (Tampa)   |
| ND committed 10 or fewer/consecutive games | 9 vs Texas A&M, 3/30/19 (Chicago); 7 vs Stanford, 4/1/19 (Chicago); 9 vs UConn, 4/5/19 (Tampa); 10 vs Baylor, 4/7/19 (Tampa) |
| ND committed 5 or fewer                    | 5 vs. Louisville, 3/4/17 (@ Conway, S.C.)  |

**MISCELLANEOUS**

Led team in points/rebounds/assists  
 Hit "final minute" game-winning shot  
 Four-point play  
 Made shot from midcourt or beyond  
 Played every minute  
 Played more than 40 minutes  
 ND rallied from 10-point deficit to win  
 ND rallied from 15-point deficit to win  
 ND rallied from 20-point deficit to win  
 ND scored 20 straight points  
 ND scored 25 straight points  
 ND scored 30 straight points

Jackie Young (18p/13r/5a) vs Syracuse, 3/9/19  
 Arike Ogunbowale (OT - 0:01), vs UConn, 3/30/18 (Columbus, Ohio);  
 Arike Ogunbowale (4Q - 0:01), vs Mississippi State, 4/1/18 (Columbus, Ohio).  
 Madison Cable (9:52, 2nd half) vs. Wake Forest, 2/1/15  
 Arike Ogunbowale (50 feet at 0:00, 2nd half) vs. Louisville, 3/4/18  
 Jessica Shepard & Arike Ogunbowale vs Baylor, 4/7/19 (Tampa)  
 Marina Mabrey & Arike Ogunbowale vs UConn in OT (45 min), 3/30/18 (Columbus, Ohio)  
 Trained Oregon State, 38-24 (7:53 - 2nd), won 91-81, 11/24/18 (Vancouver)  
 Trained Mississippi State, 40-25 (6:41, 3rd), won 61-58, 4/1/18 (Columbus, Ohio)  
 Trained vs Tennessee, 37-14 (7:03 - 2nd); won 84-70, 1/18/18  
 22-0 run vs. Duke, 2/21/19  
 25-0 run vs. Bethune-Cookman, 3/23/19  
 36-0 run vs. Southeast Missouri State, 1/2/11

**OVERTIME**

ND played an OT game  
 ND played multiple overtimes  
 ND won an OT game  
 ND won an OT game at home  
 ND won an OT game on the road  
 ND lost an OT game

vs UConn (W, 91-89), 3/30/18 (Columbus, Ohio)  
 vs. Connecticut (W, 96-87, 3ot), 3/4/13  
 vs UConn (W, 91-89), 3/30/18 (Columbus, Ohio)  
 See played an OT game  
 vs UConn (W, 91-89), 3/30/18 (Columbus, Ohio)  
 vs. UCLA (L, 86-83, 2ot), 11/18/10

**RANKINGS**

Played the No. 1 team in the AP poll  
 Played the No. 1 team in the WBCA/USA Today poll  
 Defeated top-5 opponent  
 Defeated top-10 opponent  
 Defeated top-10 opponent at home  
 Defeated top-10 opponent on the road  
 Defeated top-10 opponent by double digits

vs Baylor (L, 82-81), 4/7/19 (Tampa)  
 vs Baylor (L, 82-81), 4/7/19 (Tampa)  
 vs #3 Louisville (W, 99-79), 3/10/19 (Greensboro, N.C.)  
 vs #6 Stanford (W, 84-68), 4/1/19 (Chicago, Ill.)  
 #2 Louisville (W, 82-68), 1/10/19  
 #10 NC State (W, 95-72), 2/18/19  
 s #6 Stanford (W, 84-68), 4/1/19 (Chicago, Ill.)

**SCORING MARGINS**

ND won by 40-plus points  
 ND won by 50-plus points  
 ND won by 60-plus points  
 ND won by 70-plus points  
 ND lost by 10-19 points  
 ND lost by 10-19 at home  
 ND lost by 10-19 points on the road  
 ND lost by 10-19 points at a neutral site  
 ND lost by 20-29 points  
 ND lost by 20-29 points at home  
 ND lost by 20-29 points on the road  
 ND lost by 30-plus points

42 --- ND 92, Bethune-Cookman 50, 3/23/19  
 50 --- ND 97, Boston College 47, 2/13/19  
 60 --- at ND 114, Valparaiso 54, 12/4/16  
 75 --- at ND 104, Holy Cross 29, 11/23/14  
 18 --- UConn 89, ND 71, 12/2/18  
 18 --- UConn 89, ND 71, 12/2/18  
 10 --- at Connecticut 91, ND 81, 12/5/15  
 10 --- Connecticut 63, ND 53, 4/7/15 (@ Tampa, Fla.)  
 21 --- Connecticut 79, ND 58, 4/8/14 (@ Nashville, Tenn.)  
 25 --- Connecticut 76, at ND 51, 3/1/10  
 21 --- at Connecticut 78, ND 57, 2/19/11  
 33 --- at Louisville 100, ND 67, 1/11/18

**LAST TIME OPPONENT ...****SCORING**

Player scored 25 points  
 Player scored 30 points  
 Player scored 35 points  
 Two players scored 20 points  
 Three players scored 20 points  
 Two players scored 25 points  
 None in double figures  
 Five in double figures  
 Six in double figures  
 Scored 50 points/half  
 Scored 55 points/half  
 Scored 60 points/half  
 Scored 100 points/game  
 Scored 100 points/non-conference game  
 Scored fewer than 15 points/half  
 Scored fewer than 20 points/half  
 Scored fewer than 40 points/game

Chloe Jackson (26), Baylor, 4/7/19 (Tampa)  
 See 35  
 Chennedy Carter (35), Texas A&M, 3/30/19 (Chicago)  
 Chloe Jackson (26) & Kalani Brown (20), Baylor, 4/7/19 (Tampa)  
 Channon Fluker (25), Destiny Brooks (24) and Tessa Boagni (23), CSUN, 3/16/18  
 Brittney Griner (32) and Odyssey Sims (25) at Baylor, 11/20/11 vs Pitt, 1/3/19  
 Gabby Williams (12), Napheesa Collier (24), Kia Nurse (10), Katie Lou Samuelson (16) and Azura Stevens (19), vs UConn, 3/30/18 (Columbus, Ohio)  
 Erika Davenport (19), Danielle King (12), Natisha Hiedeman (12), Allazia Blockton (20), Amani Wilborn (10), Isabelle Spingola (12), Marquette, 12/20/17  
 50 (1st half), vs Oregon State, 11/24/18  
 56 (1st half), at Louisville, 1/11/18  
 63 (2nd half), Northwestern State, 3/24/95 (@ Amarillo, Texas)  
 100, at Louisville, 1/11/18  
 103, Northwestern State, 3/24/95 (@ Amarillo, Texas)  
 13 (1st half), Georgia Tech, 2/3/19  
 19 (1st half), Bethune-Cookman, 3/23/19  
 37, vs Clemson, 1/21/18

**FIELD GOAL SHOOTING**

Shot 55 percent/game  
 Shot 60 percent/game  
 Shot below 20 percent/game  
 Shot below 25 percent/game  
 Shot below 30 percent/game  
 Shot 55 percent/half  
 Shot 60 percent/half  
 Shot 65 percent/half  
 Shot 70 percent/half  
 Shot below 20 percent/half  
 Shot below 25 percent/half

56.9 (29-51), vs Tennessee, 1/18/18  
 65.1 (41-63), at Louisville, 1/11/18  
 18.6 (11-59), Holy Cross, 11/23/14  
 24.1 (14-58), at Georgia Tech, 1/2/17  
 28.6 (18-63), Wake Forest, 1/13/19  
 58.8 (20-34), 1st half, vs Oregon, 3/26/18 (Spokane, Wash.)  
 62.5 (20-32), 1st half vs Baylor, 4/7/19 (Tampa)  
 68.2 (15-22), 2nd half by Texas A&M, 4/5/11 (@ Indianapolis, Ind.)  
 71.8 (23-32), 1st half at Louisville, 1/11/18  
 14.7 (5-34), 1st half vs Georgia Tech, 2/3/19  
 25.0 (9-36), 1st half, Loyola Maryland, 11/8/19

**THREE-POINT SHOOTING**

Player made 5 three-pointers  
 Player made 6 three-pointers  
 Player made 7 or more three-pointers  
 Player attempted 10 three-pointers  
 Made 10 three-pointers  
 Did not make a three-pointer  
 Attempted 30 three-pointers  
 Shot 50 percent 3FG (min. 5 att.)  
 Shot 60 percent 3FG (min. 5 att.)

See 7  
 See 7  
 Chennedy Carter (7), Texas A&M, 3/30/19 (Chicago)  
 Bre Cavanaugh (2-12), Fordham, 11/5/19  
 10, vs Stanford, 4/1/19  
 Duke, 2/16/15  
 38, Fordham, 11/5/19  
 50.0 (10-20) vs Duke, 2/21/19  
 64.7 (11-17) at Louisville, 1/11/18

**FREE-THROW SHOOTING**

Player made 10 free-throws  
 Player made 15 free-throws  
 Player attempted 15 free-throws  
 Player made 10 for 10 or better  
 Shot 90 percent (min. 10 att.)  
 Shot below 50 percent (min. 10 att.)  
 Made 30 free-throws  
 Made 5 or fewer FTs  
 Attempted 40 free-throws  
 Attempted fewer than five FTs

Asia Durr (10), Louisville, 1/10/19  
 Nok Duany (15) at Georgetown, 2/23/02  
 Brittany Hrynok (16) at DePaul, 12/10/14  
 Allisha Gray (10-10) at North Carolina, 1/15/15  
 90.9 (10-11), at N.C. State, 2/18/19  
 50.0 (6-12), Loyola Maryland, 11/8/19  
 32 (attempted 37), Illinois, 11/24/98  
 1 (attempted 2), Fordham, 11/5/19  
 45 (made 28), at South Florida, 1/13/07  
 2 (made 1), Fordham, 11/5/19

**REBOUNDS**

Player had 15 rebounds  
 Player had 20 rebounds  
 Two players had double-figure rebounds  
 Three players had double-figure rebounds  
 Had 50 rebounds  
 Out-rebounded ND by 10 or more

Trinity Baptiste (16) at Virginia Tech, 1/16/19  
 Wendy Scholtens (20) at Vanderbilt, 1/8/89  
 Emese Hof (13) and Beatrice Mompremier (12) at Miami, 2/7/19  
 Aurora Adams (16), Brenda McCunn (11) and Paula Langseth (10), Hawaii, 3/22/81 (@ Anchorage, Alaska)  
 55, Syracuse, 1/21/16  
 10, at Louisville, 1/11/18

**DOUBLE-DOUBLES**

Points & assists  
 Points & steals  
 Two players had double-doubles  
 Three players had double-doubles  
 15 points and 15 rebounds  
 20 points and 10 rebounds  
 20 points and 20 rebounds  
 30 points and 10 rebounds

Paris Kea (30p/10a) at North Carolina, 1/27/19  
 Alexis Jones (16/10) at Duke, 2/2/14  
 Emese Hof (21p/13r) and Beatrice Mompremier (18p/12r) at Miami, 2/7/19  
 Mary Raese (24p/10r), Mary Westerwelle (11p/10r) and Netra McGrew (10p/10a), Idaho, 3/21/86 (@ Amarillo, Texas)  
 Napheesa Collier (16/15), UConn, 12/2/18  
 Kalani Brown (20/13), Baylor, 4/7/19 (Tampa)  
 Wendy Scholtens (29/20) at Vanderbilt, 1/8/89  
 Myisha Hines-Allen (31/12) at Louisville, 1/11/18

**TRIPLE-DOUBLES**

Points, rebounds, assists  
 Points, rebounds, steals

Liad Suez-Karni (14p/10r/10a), Villanova, 2/7/06  
 Diana Vines (23p/11r/12s) at DePaul, 1/24/89

**ASSISTS**

Player had 10 assists  
 Player had 15 assists  
 Had 25 assists  
 Had 30 assists  
 Had fewer than 10 assists  
 Had 5 or fewer assists

Paris Kea (10), at North Carolina, 1/27/19  
 Veronica Pettry (16) at Loyola-Chicago, 2/18/89  
 25, at Louisville, 1/11/18  
 30 at Loyola-Chicago, 2/18/89  
 9, vs Mississippi State, 4/1/18 (Columbus, Ohio)  
 5, vs ETSU, 11/24/17 (@ Estero, Fla.)

**BLOCKED SHOTS**

Player blocked 5 shots  
 Blocked 10 shots  
 Blocked 15 shots  
 Blocked 0 shots

Jassany Williams (9) at Miami, 1/8/15  
 10 at Miami, 1/8/15  
 16 at Connecticut, 1/27/07  
 Binghamton, 12/16/18



## STEALS

|                      |   |
|----------------------|---|
| Player had 5 steals  | J'Kyra Brown, Virginia, 1/29/17         |
| Player had 6 steals  | see player had seven steals             |
| Player had 7 steals  | Kala Green, North Carolina A&T, 3/19/16 |
| Player had 10 steals | Alexis Jones at Duke, 2/2/14            |
| Had 15 steals        | 16 at Duke, 2/2/14                      |
| Had 20 steals        | 24, Georgetown, 1/29/00                 |

## TURNOVERS

|  |                                      |
|--|--------------------------------------|
| Player committed 10 turnovers          | Samantha Logic (11) at Iowa, 3/26/13 |
| Committed 20 turnovers or more and won | 24, Connecticut, 12/6/14             |
| Committed 25 turnovers or more         | 28, vs Tennessee, 1/18/18            |
| Committed 30 turnovers or more         | 31 vs. Valparaiso, 12/4/16           |
| Committed 35 turnovers or more         | 35, Connecticut, 3/4/13              |
| Committed 40 turnovers or more         | 46, Akron, 11/11/11                  |
| Committed 10 turnovers or fewer        | 8, Baylor, 4/7/19 (Tampa)            |
| Committed 5 turnovers or fewer         | 5, Oregon, 3/26/18 (Spokane, Wash.)  |

## MISCELLANEOUS

|                                      |   |
|--------------------------------------|---|
| Led team in points/rebounds/assists  | Nicki Ekhomu (26p/8r/6a), Florida State, 2/10/19                                    |
| Four-point play                      | Tori Jankoska (2:44, 1st quarter) at Michigan State, 12/20/16                       |
| Hit "final minute" game-winning shot | Chloe Jackson (0:05 left), Baylor, 4/7/19 (Tampa)                                   |
| Played every minute                  | Bre Cavanaugh, Fordham, 11/5/19   |
| Played more than 40 minutes          | Kia Nurse (45) & Katie Lou Samuelson (45), UConn, 3/30/18 (Columbus, Ohio)          |
| Rallied from 10-point deficit to win | at UConn, 12/3/17 (ND led by 12, 42-30, 1:15 left in 2nd quarter. UConn won, 80-71) |
| Led ND by 10 or more at halftime     | 12 vs Baylor (43-31), 4/7/19 (Tampa)  |
| Led ND by 15 or more at halftime     | 28 at Louisville (56-28), 1/11/18   |
| Led ND by 25 or more points          | 44 at Louisville (92-48 at 7:32 in 4Q), 1/11/18                                     |





## NOTRE DAME HIGHS



### 2019-20 Notre Dame Women's Basketball Team High/Low Analysis All games

#### Notre Dame - GAME HIGHS

|                              |              |                            |
|------------------------------|--------------|----------------------------|
| <b>POINTS</b>                | 84           | Loyola Maryland (11/08/19) |
|                              | 60           | at Fordham (11/05/19)      |
| <b>FIELD GOALS MADE</b>      | 33           | Loyola Maryland (11/08/19) |
|                              | 19           | at Fordham (11/05/19)      |
| <b>FIELD GOAL ATTEMPTS</b>   | 68           | Loyola Maryland (11/08/19) |
|                              | 52           | at Fordham (11/05/19)      |
| <b>FIELD GOAL PERCENTAGE</b> | .485 (33-68) | Loyola Maryland (11/08/19) |
|                              | .365 (19-52) | at Fordham (11/05/19)      |
| <b>3 PT FG MADE</b>          | 2            | at Fordham (11/05/19)      |
|                              | 1            | Loyola Maryland (11/08/19) |
| <b>3 PT FG ATTEMPTS</b>      | 12           | Loyola Maryland (11/08/19) |
|                              | 10           | at Fordham (11/05/19)      |
| <b>3 PT FG PERCENTAGE</b>    | .200 (2-10)  | at Fordham (11/05/19)      |
|                              | .083 (1-12)  | Loyola Maryland (11/08/19) |
| <b>FREE THROWS MADE</b>      | 20           | at Fordham (11/05/19)      |
|                              | 17           | Loyola Maryland (11/08/19) |
| <b>FREE THROW ATTEMPTS</b>   | 33           | at Fordham (11/05/19)      |
|                              | 24           | Loyola Maryland (11/08/19) |
| <b>FREE THROW PERCENTAGE</b> | .708 (17-24) | Loyola Maryland (11/08/19) |
|                              | .606 (20-33) | at Fordham (11/05/19)      |
| <b>REBOUNDS</b>              | 50           | Loyola Maryland (11/08/19) |
|                              | 42           | at Fordham (11/05/19)      |
| <b>ASSISTS</b>               | 19           | Loyola Maryland (11/08/19) |
|                              | 14           | at Fordham (11/05/19)      |
| <b>STEALS</b>                | 10           | at Fordham (11/05/19)      |
|                              | 8            | Loyola Maryland (11/08/19) |
| <b>BLOCKED SHOTS</b>         | 7            | Loyola Maryland (11/08/19) |
|                              | 2            | at Fordham (11/05/19)      |
| <b>TURNOVERS</b>             | 21           | at Fordham (11/05/19)      |
|                              | 19           | Loyola Maryland (11/08/19) |
| <b>FOULS</b>                 | 15           | Loyola Maryland (11/08/19) |
|                              | 9            | at Fordham (11/05/19)      |

## OPPONENT HIGHS



### 2019-20 Notre Dame Women's Basketball Team High/Low Analysis All games

#### Opponent - GAME HIGHS

|                              |              |                            |
|------------------------------|--------------|----------------------------|
| <b>POINTS</b>                | 60           | Loyola Maryland (11/08/19) |
|                              | 55           | at Fordham (11/05/19)      |
| <b>FIELD GOALS MADE</b>      | 24           | Loyola Maryland (11/08/19) |
|                              | 23           | at Fordham (11/05/19)      |
| <b>FIELD GOAL ATTEMPTS</b>   | 76           | Loyola Maryland (11/08/19) |
|                              | 72           | at Fordham (11/05/19)      |
| <b>FIELD GOAL PERCENTAGE</b> | .319 (23-72) | at Fordham (11/05/19)      |
|                              | .316 (24-76) | Loyola Maryland (11/08/19) |
| <b>3 PT FG MADE</b>          | 8            | at Fordham (11/05/19)      |
|                              | 6            | Loyola Maryland (11/08/19) |
| <b>3 PT FG ATTEMPTS</b>      | 38           | at Fordham (11/05/19)      |
|                              | 24           | Loyola Maryland (11/08/19) |
| <b>3 PT FG PERCENTAGE</b>    | .250 (6-24)  | Loyola Maryland (11/08/19) |
|                              | .211 (8-38)  | at Fordham (11/05/19)      |
| <b>FREE THROWS MADE</b>      | 6            | Loyola Maryland (11/08/19) |
|                              | 1            | at Fordham (11/05/19)      |
| <b>FREE THROW ATTEMPTS</b>   | 12           | Loyola Maryland (11/08/19) |
|                              | 2            | at Fordham (11/05/19)      |
| <b>FREE THROW PERCENTAGE</b> | .500 (6-12)  | Loyola Maryland (11/08/19) |
|                              | .500 (1-2)   | at Fordham (11/05/19)      |
| <b>REBOUNDS</b>              | 41           | Loyola Maryland (11/08/19) |
|                              | 41           | at Fordham (11/05/19)      |
| <b>ASSISTS</b>               | 15           | Loyola Maryland (11/08/19) |
|                              | 14           | at Fordham (11/05/19)      |
| <b>STEALS</b>                | 12           | Loyola Maryland (11/08/19) |
|                              | 10           | at Fordham (11/05/19)      |
| <b>BLOCKED SHOTS</b>         | 3            | at Fordham (11/05/19)      |
|                              | 2            | Loyola Maryland (11/08/19) |
| <b>TURNOVERS</b>             | 19           | Loyola Maryland (11/08/19) |
|                              | 16           | at Fordham (11/05/19)      |
| <b>FOULS</b>                 | 27           | at Fordham (11/05/19)      |
|                              | 23           | Loyola Maryland (11/08/19) |

## NOTRE DAME LOWS



### 2019-20 Notre Dame Women's Basketball Team High/Low Analysis All games

#### Notre Dame - GAME LOWS

|                              |              |                            |
|------------------------------|--------------|----------------------------|
| <b>POINTS</b>                | 60           | at Fordham (11/05/19)      |
|                              | 84           | Loyola Maryland (11/08/19) |
| <b>FIELD GOALS MADE</b>      | 19           | at Fordham (11/05/19)      |
|                              | 33           | Loyola Maryland (11/08/19) |
| <b>FIELD GOAL ATTEMPTS</b>   | 52           | at Fordham (11/05/19)      |
|                              | 68           | Loyola Maryland (11/08/19) |
| <b>FIELD GOAL PERCENTAGE</b> | .365 (19-52) | at Fordham (11/05/19)      |
|                              | .485 (33-68) | Loyola Maryland (11/08/19) |
| <b>3 PT FG MADE</b>          | 1            | Loyola Maryland (11/08/19) |
|                              | 2            | at Fordham (11/05/19)      |
| <b>3 PT FG ATTEMPTS</b>      | 10           | at Fordham (11/05/19)      |
|                              | 12           | Loyola Maryland (11/08/19) |
| <b>3 PT FG PERCENTAGE</b>    | .083 (1-12)  | Loyola Maryland (11/08/19) |
|                              | .200 (2-10)  | at Fordham (11/05/19)      |
| <b>FREE THROWS MADE</b>      | 17           | Loyola Maryland (11/08/19) |
|                              | 20           | at Fordham (11/05/19)      |
| <b>FREE THROW ATTEMPTS</b>   | 24           | Loyola Maryland (11/08/19) |
|                              | 33           | at Fordham (11/05/19)      |
| <b>FREE THROW PERCENTAGE</b> | .606 (20-33) | at Fordham (11/05/19)      |
|                              | .708 (17-24) | Loyola Maryland (11/08/19) |
| <b>REBOUNDS</b>              | 42           | at Fordham (11/05/19)      |
|                              | 50           | Loyola Maryland (11/08/19) |
| <b>ASSISTS</b>               | 14           | at Fordham (11/05/19)      |
|                              | 19           | Loyola Maryland (11/08/19) |
| <b>STEALS</b>                | 8            | Loyola Maryland (11/08/19) |
|                              | 10           | at Fordham (11/05/19)      |
| <b>BLOCKED SHOTS</b>         | 2            | at Fordham (11/05/19)      |
|                              | 7            | Loyola Maryland (11/08/19) |
| <b>TURNOVERS</b>             | 19           | Loyola Maryland (11/08/19) |
|                              | 21           | at Fordham (11/05/19)      |
| <b>FOULS</b>                 | 9            | at Fordham (11/05/19)      |
|                              | 15           | Loyola Maryland (11/08/19) |

## OPPONENT LOWS



### 2019-20 Notre Dame Women's Basketball Team High/Low Analysis All games

#### Opponent - GAME LOWS

|                              |              |                            |
|------------------------------|--------------|----------------------------|
| <b>POINTS</b>                | 55           | at Fordham (11/05/19)      |
|                              | 60           | Loyola Maryland (11/08/19) |
| <b>FIELD GOALS MADE</b>      | 23           | at Fordham (11/05/19)      |
|                              | 24           | Loyola Maryland (11/08/19) |
| <b>FIELD GOAL ATTEMPTS</b>   | 72           | at Fordham (11/05/19)      |
|                              | 76           | Loyola Maryland (11/08/19) |
| <b>FIELD GOAL PERCENTAGE</b> | .316 (24-76) | Loyola Maryland (11/08/19) |
|                              | .319 (23-72) | at Fordham (11/05/19)      |
| <b>3 PT FG MADE</b>          | 6            | Loyola Maryland (11/08/19) |
|                              | 8            | at Fordham (11/05/19)      |
| <b>3 PT FG ATTEMPTS</b>      | 24           | Loyola Maryland (11/08/19) |
|                              | 38           | at Fordham (11/05/19)      |
| <b>3 PT FG PERCENTAGE</b>    | .211 (8-38)  | at Fordham (11/05/19)      |
|                              | .250 (6-24)  | Loyola Maryland (11/08/19) |
| <b>FREE THROWS MADE</b>      | 1            | at Fordham (11/05/19)      |
|                              | 6            | Loyola Maryland (11/08/19) |
| <b>FREE THROW ATTEMPTS</b>   | 2            | at Fordham (11/05/19)      |
|                              | 12           | Loyola Maryland (11/08/19) |
| <b>FREE THROW PERCENTAGE</b> | .500 (6-12)  | Loyola Maryland (11/08/19) |
|                              | .500 (1-2)   | at Fordham (11/05/19)      |
| <b>REBOUNDS</b>              | 41           | Loyola Maryland (11/08/19) |
|                              | 41           | at Fordham (11/05/19)      |
| <b>ASSISTS</b>               | 14           | at Fordham (11/05/19)      |
|                              | 15           | Loyola Maryland (11/08/19) |
| <b>STEALS</b>                | 10           | at Fordham (11/05/19)      |
|                              | 12           | Loyola Maryland (11/08/19) |
| <b>BLOCKED SHOTS</b>         | 2            | Loyola Maryland (11/08/19) |
|                              | 3            | at Fordham (11/05/19)      |
| <b>TURNOVERS</b>             | 16           | at Fordham (11/05/19)      |
|                              | 19           | Loyola Maryland (11/08/19) |
| <b>FOULS</b>                 | 23           | Loyola Maryland (11/08/19) |
|                              | 27           | at Fordham (11/05/19)      |



## NOTRE DAME INDIVIDUAL HIGHS



2019-20 Notre Dame Women's Basketball  
Player Highs Analysis  
All games

Page 1/2  
as of Nov 09, 2019

| Notre Dame - INDIVIDUAL GAME HIGHS        |             |  |
|---|-------------|--|
| <b>POINTS</b>                             | 24          | Katlyn Gilbert - Loyola Maryland (11/08/19)    |
|   | 19          | Destinee Walker - Loyola Maryland (11/08/19)   |
|   | 19          | Anaya Peoples - Loyola Maryland (11/08/19)     |
|   | 14          | Sam Brunelle - at Fordham (11/05/19)           |
|   | 14          | Katlyn Gilbert - at Fordham (11/05/19)         |
| <b>FIELD GOALS MADE</b>                   | 9           | Katlyn Gilbert - Loyola Maryland (11/08/19)    |
|   | 9           | Anaya Peoples - Loyola Maryland (11/08/19)     |
| <b>FIELD GOAL ATTEMPTS</b>                | 15          | Katlyn Gilbert - Loyola Maryland (11/08/19)    |
|   | 15          | Sam Brunelle - Loyola Maryland (11/08/19)      |
| <b>FIELD GOAL PERCENTAGE (min 5 made)</b> | .643 (9-14) | Anaya Peoples - Loyola Maryland (11/08/19)     |
|   | .600 (9-15) | Katlyn Gilbert - Loyola Maryland (11/08/19)    |
| <b>3 PT FG MADE</b>                       | 2           | Sam Brunelle - at Fordham (11/05/19)           |
|   | 1           | Destinee Walker - Loyola Maryland (11/08/19)   |
| <b>3 PT FG ATTEMPTS</b>                   | 6           | Sam Brunelle - at Fordham (11/05/19)           |
|   | 5           | Sam Brunelle - Loyola Maryland (11/08/19)      |
| <b>3 PT FG PERCENTAGE (min 2 made)</b>    | .333 (2-6)  | Sam Brunelle - at Fordham (11/05/19)           |
| <b>FREE THROWS MADE</b>                   | 6           | Destinee Walker - Loyola Maryland (11/08/19)   |
|   | 6           | Katlyn Gilbert - Loyola Maryland (11/08/19)    |
| <b>FREE THROW ATTEMPTS</b>                | 9           | Anaya Peoples - at Fordham (11/05/19)          |
|   | 9           | Katlyn Gilbert - at Fordham (11/05/19)         |
| <b>FREE THROW PERCENTAGE (min 3 made)</b> | 1.000 (4-4) | Sam Brunelle - at Fordham (11/05/19)           |
|   | .857 (6-7)  | Katlyn Gilbert - Loyola Maryland (11/08/19)    |
| <b>REBOUNDS</b>                           | 10          | Destinee Walker - at Fordham (11/05/19)        |
|   | 9           | Sam Brunelle - Loyola Maryland (11/08/19)      |
|   | 9           | Mikayla Vaughn - at Fordham (11/05/19)         |
| <b>ASSISTS</b>                            | 6           | Marta Sniezek - Loyola Maryland (11/08/19)     |
|   | 6           | Marta Sniezek - at Fordham (11/05/19)          |
| <b>STEALS</b>                             | 3           | Marta Sniezek - at Fordham (11/05/19)          |
|   | 2           | Marta Sniezek - Loyola Maryland (11/08/19)     |
|   | 2           | Destinee Walker - Loyola Maryland (11/08/19)   |
|   | 2           | Anaya Peoples - Loyola Maryland (11/08/19)     |
|   | 2           | Katlyn Gilbert - at Fordham (11/05/19)         |
|   | 2           | Sam Brunelle - at Fordham (11/05/19)           |
| <b>BLOCKED SHOTS</b>                      | 2           | Anaya Peoples - Loyola Maryland (11/08/19)     |
|   | 2           | Sam Brunelle - Loyola Maryland (11/08/19)      |
| <b>TURNOVERS</b>                          | 6           | Marta Sniezek - Loyola Maryland (11/08/19)     |
|   | 5           | Sam Brunelle - at Fordham (11/05/19)           |
|   | 5           | Marta Sniezek - at Fordham (11/05/19)          |
| <b>FOULS</b>                              | 3           | Marta Sniezek - Loyola Maryland (11/08/19)     |
|   | 3           | Danielle Cosgrove - Loyola Maryland (11/08/19) |
|   | 3           | Anaya Peoples - at Fordham (11/05/19)          |
|   | 3           | Sam Brunelle - at Fordham (11/05/19)           |

## OPPONENT INDIVIDUAL HIGHS



2019-20 Notre Dame Women's Basketball  
Player Highs Analysis  
All games

Page  
as of Nov 09, 2

| Opponent - INDIVIDUAL GAME HIGHS          |             |   |
|---|-------------|---|
| <b>POINTS</b>                             | 16          | Ashley Hunter - Loyola Maryland (11/08/19)    |
|   | 14          | Kendell Heremaia - at Fordham (11/05/19)      |
|   | 14          | Bre Cavanaugh - at Fordham (11/05/19)         |
|   | 10          | Alexis Gray - Loyola Maryland (11/08/19)      |
|   | 10          | Anna DeWolfe - at Fordham (11/05/19)          |
| <b>FIELD GOALS MADE</b>                   | 7           | Ashley Hunter - Loyola Maryland (11/08/19)    |
|   | 6           | Bre Cavanaugh - at Fordham (11/05/19)         |
| <b>FIELD GOAL ATTEMPTS</b>                | 22          | Bre Cavanaugh - at Fordham (11/05/19)         |
|   | 16          | Anna DeWolfe - at Fordham (11/05/19)          |
| <b>FIELD GOAL PERCENTAGE (min 5 made)</b> | .700 (7-10) | Ashley Hunter - Loyola Maryland (11/08/19)    |
|   | .500 (5-10) | Kendell Heremaia - at Fordham (11/05/19)      |
| <b>3 PT FG MADE</b>                       | 4           | Kendell Heremaia - at Fordham (11/05/19)      |
|   | 2           | Alexis Gray - Loyola Maryland (11/08/19)      |
|   | 2           | Mackenzie Wagner - Loyola Maryland (11/08/19) |
|   | 2           | Bre Cavanaugh - at Fordham (11/05/19)         |
| <b>3 PT FG ATTEMPTS</b>                   | 12          | Bre Cavanaugh - at Fordham (11/05/19)         |
|   | 8           | Kaitlyn Downey - at Fordham (11/05/19)        |
| <b>3 PT FG PERCENTAGE (min 2 made)</b>    | .571 (4-7)  | Kendell Heremaia - at Fordham (11/05/19)      |
|   | .500 (2-4)  | Alexis Gray - Loyola Maryland (11/08/19)      |
| <b>FREE THROWS MADE</b>                   | 2           | Ashley Hunter - Loyola Maryland (11/08/19)    |
|   | 2           | Emily McAteer - Loyola Maryland (11/08/19)    |
| <b>FREE THROW ATTEMPTS</b>                | 4           | Laryn Edwards - Loyola Maryland (11/08/19)    |
|   | 2           | Ashley Hunter - Loyola Maryland (11/08/19)    |
|   | 2           | Alexis Gray - Loyola Maryland (11/08/19)      |
|   | 2           | Mackenzie Wagner - Loyola Maryland (11/08/19) |
|   | 2           | Emily McAteer - Loyola Maryland (11/08/19)    |
|   | 2           | Sarah Karpell - at Fordham (11/05/19)         |
| <b>REBOUNDS</b>                           | 11          | Kaitlyn Downey - at Fordham (11/05/19)        |
|   | 9           | Kendell Heremaia - at Fordham (11/05/19)      |
|   | 9           | Anna DeWolfe - at Fordham (11/05/19)          |
| <b>ASSISTS</b>                            | 9           | Anna DeWolfe - at Fordham (11/05/19)          |
|   | 3           | Alexis Gray - Loyola Maryland (11/08/19)      |
|   | 3           | Stephanie Karcz - Loyola Maryland (11/08/19)  |
|   | 3           | Laryn Edwards - Loyola Maryland (11/08/19)    |
|   | 3           | Sarah Karpell - at Fordham (11/05/19)         |
| <b>STEALS</b>                             | 5           | Kaitlyn Downey - at Fordham (11/05/19)        |
|   | 3           | Stephanie Karcz - Loyola Maryland (11/08/19)  |
| <b>BLOCKED SHOTS</b>                      | 2           | Kaitlyn Downey - at Fordham (11/05/19)        |
|   | 1           | Emily McAteer - Loyola Maryland (11/08/19)    |
|   | 1           | Bri Rozzi - Loyola Maryland (11/08/19)        |
|   | 1           | Kendell Heremaia - at Fordham (11/05/19)      |
| <b>TURNOVERS</b>                          | 6           | Stephanie Karcz - Loyola Maryland (11/08/19)  |
|   | 6           | Kendell Heremaia - at Fordham (11/05/19)      |
| <b>FOULS</b>                              | 5           | Kaitlyn Downey - at Fordham (11/05/19)        |
|   | 4           | Hannah Niles - Loyola Maryland (11/08/19)     |
|   | 4           | Vilisi Tavui - at Fordham (11/05/19)          |
|   | 4           | Sarah Karpell - at Fordham (11/05/19)         |
|   | 4           | Anna DeWolfe - at Fordham (11/05/19)          |
|   | 4           | Kendell Heremaia - at Fordham (11/05/19)      |



## GAME BY GAME COMPARISON



### 2019-20 Notre Dame Women's Basketball Team Game-by-Game All games

Page 1/1  
as of Nov 09, 2019

| Opponent        | Date     | Score      |   | Total         |             | 3-Pointers  |             | Free throws  |             | Rebounds  |           |           |             |           |           |           |          |           |            |             |
|-----------------|----------|------------|---|---------------|-------------|-------------|-------------|--------------|-------------|-----------|-----------|-----------|-------------|-----------|-----------|-----------|----------|-----------|------------|-------------|
|                 |          |            |   | FG-FGA        | PCT         | 3FG-FGA     | PCT         | FT-FTA       | PCT         | OFF       | DEF       | TOT       | AVG         | PF        | A         | T/O       | BLK      | STL       | PTS        | AVG         |
| at Fordham      | 11/05/19 | 60-55      | W | 19-52         | .365        | 2-10        | .200        | 20-33        | .606        | 12        | 30        | 42        | 42.0        | 9         | 14        | 21        | 2        | 10        | 60         | 60.0        |
| Loyola Maryland | 11/08/19 | 84-60      | W | 33-68         | .485        | 1-12        | .083        | 17-24        | .708        | 14        | 36        | 50        | 46.0        | 15        | 19        | 19        | 7        | 8         | 84         | 72.0        |
| <b>Total</b>    |          | <b>144</b> |   | <b>52-120</b> | <b>.433</b> | <b>3-22</b> | <b>.136</b> | <b>37-57</b> | <b>.649</b> | <b>26</b> | <b>66</b> | <b>92</b> | <b>46.0</b> | <b>24</b> | <b>33</b> | <b>40</b> | <b>9</b> | <b>18</b> | <b>144</b> | <b>72.0</b> |
| Opponents       |          | 115        |   | 47-148        | .318        | 14-62       | .226        | 7-14         | .500        | 33        | 49        | 82        | 41.0        | 50        | 29        | 35        | 5        | 22        | 115        | 57.5        |

#### Team Averages

| Games Played | Points/game | FG Pct | 3FG Pct | FT Pct | Rebounds/game | Assists/game | Turnovers/game | Assist/Turnover ratio | Steals/game | Blocks/game |
|--------------|-------------|--------|---------|--------|---------------|--------------|----------------|-----------------------|-------------|-------------|
| 2            | 72.0        | 43.3   | 13.6    | 64.9   | 46.0          | 16.5         | 20.0           | 0.8                   | 9.0         | 4.5         |





## 2019-20 Notre Dame Women's Basketball Combined Team Statistics All games

### Game Records

| Record         | Overall | Home | Away | Neutral |
|----------------|---------|------|------|---------|
| ALL GAMES      | 2-0     | 1-0  | 1-0  | 0-0     |
| CONFERENCE     | 0-0     | 0-0  | 0-0  | 0-0     |
| NON-CONFERENCE | 2-0     | 1-0  | 1-0  | 0-0     |

### Score by Periods

| Team       | 1st | 2nd | OT | TOT |
|------------|-----|-----|----|-----|
| Notre Dame | 76  | 68  | 0  | 144 |
| Opponents  | 46  | 69  | 0  | 115 |

### Team Box Score

| No.              | Player             | Total    |       |      | 3-Point       |             | F-Throw      |             | Rebounds     |             |           |           | Other Stats |             |           |          |           |           |          |           |            |             |
|------------------|--------------------|----------|-------|------|---------------|-------------|--------------|-------------|--------------|-------------|-----------|-----------|-------------|-------------|-----------|----------|-----------|-----------|----------|-----------|------------|-------------|
|                  |                    | GP-GS    | MIN   | AVG  | FG-FGA        | FG%         | 3FG-FGA      | 3FG%        | FT-FTA       | FT%         | OFF       | DEF       | TOT         | AVG         | PF        | DQ       | A         | TO        | BLK      | STL       | PTS        | AVG         |
| 10               | GILBERT, Katlyn    | 2-1      | 62:46 | 31.4 | 14-24         | .583        | 0-1          | .000        | 10-16        | .625        | 5         | 6         | 11          | 5.5         | 3         | 0        | 2         | 7         | 2        | 3         | 38         | 19.0        |
| 21               | PEOPLES, Anaya     | 2-2      | 56:19 | 28.2 | 12-23         | .522        | 0-1          | .000        | 6-14         | .429        | 5         | 9         | 14          | 7.0         | 5         | 0        | 4         | 2         | 2        | 3         | 30         | 15.0        |
| 24               | WALKER, Destinee   | 2-2      | 75:14 | 37.6 | 9-23          | .391        | 1-6          | .167        | 10-14        | .714        | 5         | 11        | 16          | 8.0         | 4         | 0        | 4         | 2         | 1        | 3         | 29         | 14.5        |
| 33               | BRUNELLE, Sam      | 2-2      | 66:26 | 33.2 | 10-27         | .370        | 2-11         | .182        | 4-4          | 1.000       | 5         | 9         | 14          | 7.0         | 4         | 0        | 6         | 9         | 2        | 2         | 26         | 13.0        |
| 30               | VAUGHN, Mikayla    | 1-1      | 20:18 | 20.3 | 3-6           | .500        | 0-0          | .000        | 2-3          | .667        | 2         | 7         | 9           | 9.0         | 0         | 0        | 4         | 3         | 0        | 1         | 8          | 8.0         |
| 22               | COSGROVE, Danielle | 2-0      | 31:39 | 15.8 | 3-12          | .250        | 0-2          | .000        | 2-2          | 1.000       | 3         | 7         | 10          | 5.0         | 3         | 0        | 1         | 4         | 2        | 1         | 8          | 4.0         |
| 13               | SNIEZEK, Marta     | 2-2      | 67:43 | 33.9 | 0-3           | .000        | 0-0          | .000        | 3-4          | .750        | 0         | 11        | 11          | 5.5         | 3         | 0        | 12        | 11        | 0        | 5         | 3          | 1.5         |
| 2                | COLE, Kaitlin      | 2-0      | 13:17 | 6.6  | 1-1           | 1.000       | 0-0          | .000        | 0-0          | .000        | 0         | 1         | 1           | 0.5         | 1         | 0        | 0         | 0         | 0        | 0         | 2          | 1.0         |
| 20               | BENZ, Nicole       | 1-0      | 01:50 | 1.8  | 0-0           | .000        | 0-0          | .000        | 0-0          | .000        | 0         | 0         | 0           | 0.0         | 1         | 0        | 0         | 0         | 0        | 0         | 0          | 0.0         |
| 3                | MURDOCK, Margaret  | 1-0      | 01:29 | 1.5  | 0-1           | .000        | 0-1          | .000        | 0-0          | .000        | 0         | 0         | 0           | 0.0         | 0         | 0        | 0         | 0         | 0        | 0         | 0          | 0.0         |
| 5                | MURDOCK, Catherine | 1-0      | 01:29 | 1.5  | 0-0           | .000        | 0-0          | .000        | 0-0          | .000        | 0         | 0         | 0           | 0.0         | 0         | 0        | 0         | 1         | 0        | 0         | 0          | 0.0         |
| 40               | KEYES, Kathleen    | 1-0      | 01:29 | 1.5  | 0-0           | .000        | 0-0          | .000        | 0-0          | .000        | 0         | 0         | 0           | 0.0         | 0         | 0        | 0         | 1         | 0        | 0         | 0          | 0.0         |
| Team             |                    |          |       |      |               |             |              |             |              |             | 1         | 5         | 6           |             |           |          |           | 0         |          |           |            |             |
| <b>Total</b>     |                    | <b>2</b> |       |      | <b>52-120</b> | <b>.433</b> | <b>3-22</b>  | <b>.136</b> | <b>37-57</b> | <b>.649</b> | <b>26</b> | <b>66</b> | <b>92</b>   | <b>46.0</b> | <b>24</b> | <b>0</b> | <b>33</b> | <b>40</b> | <b>9</b> | <b>18</b> | <b>144</b> | <b>72.0</b> |
| <b>Opponents</b> |                    | <b>2</b> |       |      | <b>47-148</b> | <b>.318</b> | <b>14-62</b> | <b>.226</b> | <b>7-14</b>  | <b>.500</b> | <b>33</b> | <b>49</b> | <b>82</b>   | <b>41.0</b> | <b>50</b> | <b>-</b> | <b>29</b> | <b>35</b> | <b>5</b> | <b>22</b> | <b>115</b> | <b>57.5</b> |

### Team Statistics

|                        | ND            | OPP           |
|------------------------|---------------|---------------|
| <b>Scoring</b>         | <b>144</b>    | <b>115</b>    |
| Points per game        | 72            | 57.5          |
| Scoring margin         | +14.5         | -             |
| <b>Field goals-att</b> | <b>52-120</b> | <b>47-148</b> |
| Field goal pct         | .433          | .318          |
| <b>3 point fg-att</b>  | <b>3-22</b>   | <b>14-62</b>  |
| 3-point FG pct         | .136          | .226          |
| 3-pt FG made per game  | 1.5           | 7.0           |
| <b>Free throws-att</b> | <b>37-57</b>  | <b>7-14</b>   |
| Free throw pct         | .649          | .500          |
| F-Throws made per game | 18.5          | 3.5           |
| <b>Rebounds</b>        | <b>92</b>     | <b>82</b>     |
| Rebounds per game      | 46.0          | 41.0          |
| Rebounding margin      | +5.0          | -             |
| <b>Assists</b>         | <b>33</b>     | <b>29</b>     |
| Assists per game       | 16.5          | 14.5          |
| <b>Turnovers</b>       | <b>40</b>     | <b>35</b>     |
| Turnovers per game     | 20.0          | 17.5          |
| Turnover margin        | -2.5          | -             |
| Assist/turnover ratio  | 0.8           | 0.8           |
| <b>Steals</b>          | <b>18</b>     | <b>22</b>     |
| Steals per game        | 9.0           | 11.0          |
| <b>Blocks</b>          | <b>9</b>      | <b>5</b>      |
| Blocks per game        | 4.5           | 2.5           |
| <b>Winning streak</b>  | <b>2</b>      | <b>-</b>      |
| Home win streak        | 1             | -             |
| <b>Attendance</b>      | <b>7613</b>   | <b>3200</b>   |
| Home games-Avg/Game    | 1-7613        | 1-3200        |

### Team Results

| Date     | Opponent        | Score   | Att. |
|----------|-----------------|---------|------|
| 11/05/19 | at Fordham      | W 60-55 | 3200 |
| 11/08/19 | Loyola Maryland | W 84-60 | 7613 |



## TV/RADIO ROSTER



**#2 Katie Cole**  
Sr. // G // 5-10  
Toledo, Ohio  
Sylvania Northview



**#3 Maggie Murdock**  
So. // G // 5-8  
Glencoe, Ill.  
New Trier



**#5 Cate Murdock**  
So. // G // 5-8  
Glencoe, Ill.  
New Trier



**#10 Katlyn Gilbert**  
So. // G // 5-10  
Indianapolis, Ind.  
Heritage Christian




**#12 Abby Prohaska**  
So. // G // 5-10  
Libert Township, Ohio  
Lakota West



**#13 Marta Sniezek**  
Sr. // G // 5-8  
McLean, Va.  
Stanford



**#20 Nicole Benz**  
Jr. // G // 5-8  
Valencia, Calif.  
William S. Hart



**#21 Anaya Peoples**  
Fr. // G // 5-10  
Danville, Ill.  
Schlarman



**#22 Danielle Cosgrove**  
So. // F // 6-4  
Holbrook, N.Y.  
Sachem East



**#24 Destinee Walker**  
Gr. // G // 5-10  
Orlando, Fla.  
North Carolina



**#30 Mikky Vaughn**  
Jr. // C // 6-3  
Philadelphia, Penn.  
Paul VI/Friends' Central



**#33 Sam Brunelle**  
Fr. // F // 6-2  
Ruckersville, Va.  
William Monroe



**#40 Katie Keyes**  
Fr. // 5-11 // F  
Ridgewood, N.J.  
Ridgewood



**Muffet McGraw**  
Karen & Kevin Keyes Head Coach  
33rd Season at Notre Dame  
38th Overall as Head Coach



**Carol Owens**  
Associate Head Coach  
11th Season as Associate  
20th Season at Notre Dame



**Beth Cunningham**  
Associate Head Coach  
8th Season



**Michaela Mabrey**  
Assistant Coach  
1st Season