



# NOTRE DAME

## WOMEN'S BASKETBALL

### FIGHTING IRISH MEDIA

#### Primary Women's Basketball Contact

<b>Josh Bates</b>	jbbates2@nd.edu
@Josh13Bates	574-310-9954

## GAME 4

## #16 MICHIGAN STATE

### 2019-20 RESULTS (2-1)

Date	Opponent	TV	Time/Result
N5	at Fordham	ESPN+	W, 60-55
N8	Loyola Maryland	ACCNX	W, 84-60
N11	(RV/RV) Tennessee	ESPN2	L, 74-63
N14	#16/21 Michigan State	ACCN	8 pm
N20	Toledo	ACCNX	7 pm
N23	at Michigan	BTN+	1 pm
N28	FGCU +	Flo Stream	1:30 pm
N29	South Dakota State +	Flo Stream	11 am
N30	USF +	Flo Stream	11 am
D4	Minnesota ^	ACCN	8 pm
D8	at UConn &	ESPN	4 pm
D11	DePaul	ACCN	6:30 pm
D21	Guelph		1 pm
D29	Clemson *	RSN	4 pm
J2	at Pittsburgh *	ACCNX	7 pm
J5	at Syracuse *	ACCN	4 pm
J9	Boston College *	ACCNX	7 pm
J12	NC State *	ACCN	4 pm
J16	at Duke *	ACCN	8 pm
J19	Miami *	ESPN2/ACCN	1 pm
J26	at Virginia *	ACCNX	2 pm
J30	Louisville *	ESPN	7 pm
F2	at Georgia Tech *	ACCN	2 pm
F6	at Wake Forest *	ACCNX	7 pm
F9	Pittsburgh *	ACCN	4 pm
F13	at Boston College *	ACCNX	7 pm
F16	at Louisville *	ACCN	3 pm
F20	Virginia Tech *	RSN	8 pm
F23	Syracuse *	ACCN	12 pm
F27	North Carolina *	ACCNX	7 pm
M1	at Florida State *	ESPN2/ACCN	2 pm
M4-8	ACC Championships		
M20-23	NCAA 1st & 2nd Rounds		
M27-30	NCAA Regional Round		
A3-5	NCAA Final Four		

+ - Cancun Challenge

^ - ACC/Big Ten Challenge

& - Jimmy V Classic | Hartford, Connecticut

\* - Atlantic Coast Conference game

# - ACC Tournament (Greensboro, N.C.)

! - NCAA Championship

### GAME INFO

	Thursday, Nov. 14   8:00 p.m. ET	Notre Dame, Ind.   Purcell Pavilion (9,149)
	ACCN	Pam Ward, Debbie Antonelli
	Pulse FM 96.9 / 92.1/103.1	Bob Nagle & Karen Keyes
	Follow the live stats on <a href="http://UND.com">UND.com</a>	
	@NDWBB   #GoIrish	

### THE SERIES

vs Michigan St	ND leads, 11-8	Last: ND won 91-63, on 3/25/19	Streak: W7
Home vs MSU	ND leads, 6-4	Last: Same	Streak: W4

### THE COACHES

	Head Coach	At School	Overall
ND	Muffet McGraw	837-235 (33rd year)	925-276 (38th year)
MSU	Suzy Merchant	267-134 (13th year)	468-254 (25th year)

### BY THE NUMBERS

<b>10,230</b>	The record breaking career amount of points lost with last year's starting five
<b>3,384</b>	Points lost from players last season (includes transfers and current injured players) - equates to 98 percent of the offense
<b>1,001</b>	All-time Notre Dame program wins
<b>925</b>	Coach McGraw Career Wins
<b>837</b>	Coach McGraw wins at Notre Dame
<b>233</b>	Consecutive weeks ranked in the AP Poll - ranks 3rd // 163 straight weeks in the top-10 ended with this year's preseason poll
<b>110</b>	110-4 in last 114 games at home - Tennessee on Nov. 11 became the first team outside of UConn to defeat ND in that span
<b>91-5</b>	Notre Dame's record in league play since joining the ACC for 2013-14 season
<b>67</b>	NCAA Tournament wins - 4th most in Division I
<b>58</b>	Straight conference wins at home, dating back to 2012
<b>27</b>	Total conference championships
<b>24</b>	straight NCAA Championship appearances - fourth longest active streak & fifth longest all-time
<b>22</b>	Different All-Americans
<b>11</b>	30-win seasons in program history and 9th straight year
<b>10</b>	The amount of teams the Irish will face ranked inside the AP's Preseason Top-25
<b>9</b>	Final Four appearances - ranks as fifth most
<b>8</b>	Regular season league championships in a row (2 Big East / 6 ACC)
<b>7</b>	NCAA Title game appearances - 1 of 4 schools to do so (Tennessee, UConn and La Tech)
<b>6</b>	Natalie Achonwa became the sixth women's basketball player inducted into ND's Ring of Honor
<b>2</b>	National Titles - Notre Dame is the seventh program with multiple national championships
<b>1</b>	Naismith Hall of Fame Coach



## NOTRE DAME ROSTER

No.	Name	Position	Height	Year	Hometown	Previous School
2	Kaitlin Cole	G	5-10	Sr.	Toledo, Ohio	Sylvania Northview
3	Maggie Murdock	G	5-8	So.	Glencoe, Ill.	New Trier
5	Cate Murdock	G	5-8	So.	Glencoe, Ill.	New Trier
10	Katlyn Gilbert	G	5-10	So.	Indianapolis, Ind.	Heritage Christian
12	Abby Prohaska	G	5-10	So.	Liberty Township, Ohio	Lakota West
13	Marta Sniezek	G	5-8	Gs.	McLean, Va.	Stanford
20	Nicole Benz	G	5-8	Jr.	Valencia, Calif.	William S. Hart
21	Anaya Peoples	G	5-10	Fr.	Danville, Ill.	Schlarman
22	Danielle Cosgrove	F	6-4	So.	Holbrook, N.Y.	Sachem East
24	Destinee Walker	G	5-10	Gr.	Orlando, Fla.	North Carolina
30	Mikayla Vaughn	C	6-3	Jr.	Philadelphia, Penn.	Paul VI/Friends' Central
33	Sam Brunelle	F	6-2	Fr.	Ruckersville, Va.	William Monroe
40	Katie Keyes	F	5-11	Fr.	Ridgewood, N.J.	Ridgewood

Karen & Kevin Keyes Women's Basketball Head Coach	Muffet McGraw	Saint Joseph's '77	33rd Season / 38th Overall
Associate Head Coach	Carol Owens	Northern Illinois '90	19th Season
Associate Head Coach	Beth Cunningham	Notre Dame '97	8th Season
Assistant Coach	Michaela Mabrey	Notre Dame '16	1st Season
Director of Operations	Angie Potthoff	Penn State '97	1st Season
Video Coordinator	James Spinelli	Temple '14	2nd Season
Sport Administrator	Katie Capps	Western Kentucky '02	5th Season

### AT THE HELM

Karen and Kevin Keyes head coach Muffet McGraw completed her 32nd season at the helm of the Irish (837-235) and 37th year overall as a head coach (925-276). With 925 career wins, McGraw ranks seventh all-time among Division I coaches. McGraw also ranks fifth among active coaches, trailing Tara VanDerveer, Geno Auriemma, Barbara Stevens and Vivian Stringer.

McGraw is also just one of four coaches (men's or women's basketball) in NCAA Division I history with over 900 wins, nine Final Fours and multiple national championships. The prestigious list includes Pat Summitt, Geno Auriemma and Duke men's coach Mike Krzyzewski.

In September of 2017, McGraw was enshrined into the Naismith Memorial Basketball Hall of Fame, becoming the 32nd woman ever to do so and 13th female coach.

Coach McGraw boasts nine Final Fours (third behind Auriemma and Summitt), seven NCAA title game appearances and the third most NCAA Tournament wins with 67. Coach McGraw is also the sixth different coach with multiple NCAA titles, joining Auriemma, Summitt, Linda Sharp, Tara VanDerveer and Kim Mulkey.

Finally, against the very school in which she began her head coaching career, Coach McGraw joined the 900-win club when the Irish defeated Lehigh on Dec. 30, 2018. McGraw became the fourth fastest Division I coach to

reach the 900 win milestone, doing so in 1,172 games:

Geno Auriemma	1,034 games
Pat Summitt	1,072 games
Tara VanDerveer	1,104 games

### NCAA HISTORY

Notre Dame wrapped its 26th NCAA Championship appearance and 24th in a row. Their 24 straight appearances are the fourth longest active streak in the country and fifth best all-time.

### Most Consecutive NCAA Berths

No.	School	Streak	Years
1.	Tennessee	38	1982-2019*
2.	Stanford	32	1988-2019*
3.	UConn	31	1989-2019*
4.	Louisiana Tech	25	1982-2011
5.	Notre Dame	24	1996-2019*

\* denotes active streak

The Irish are 67-24 all-time in the NCAA Tournament, as their 67 wins rank fourth all-time.

Notre Dame joins Louisiana Tech, USC and Stanford with two NCAA titles behind UConn (11), Tennessee (8) and Baylor (3).

Notre Dame is one of three schools (Tennessee & UConn) to reach seven NCAA Title games. Their nine Final Four appearances are the fifth-most of any school behind Tennessee (18), UConn (18), Stanford (13) and La Tech (10).

## PRONUNCIATION

Katlyn Gilbert	Kate-lyn
Anaya Peoples	Uh-nay-uh
Abby Prohaska	Pro-hask-kuh
Marta Sniezek	Sneeze-ick

## TEAM INFORMATION

Conference	Atlantic Coast
Home Arena (Capacity)	Purcell Pavilion (9,149)
Starters Returning/Lost	0/5
Total Returning/Lost	6/8
Newcomers	4
First Season	1977-78
Full Seasons	41
All-Time Record	1,001-334 (.750)
NCAA Appearances/Record	26 / 67-24 (.736)
First/Last NCAA Appearance	1992 / 2018
ACC Member	2013-14 - present
ACC Regular Season	91-5 (.948)
ACC Tournament	17-1 (.933)
ACC Tournament Championships	4 (2014-17)

## NATIONAL RANKINGS

2019-20 AP TOP 25 (Preseason)	2019-20 USA TODAY COACHES (Preseason)
1. Oregon	1. Oregon
2. Baylor	2. Baylor
3. Stanford	3. Stanford
4. Maryland	4. UConn
5. UConn	5. Maryland
6. Texas A&M	6. Oregon St
7. Oregon St	7. Texas A&M
8. South Carolina	8. Mississippi St
9. Louisville	9. Louisville
10. Mississippi St	10. South Carolina
11. UCLA	11. UCLA
12. Florida St	12. NC State
13. Kentucky	13. Florida St
14. NC State	14. Notre Dame
15. Texas	15. Texas
16. Notre Dame	16. Kentucky
17. Michigan St	17. Syracuse
18. DePaul	18. Arizona St
19. Miami	19. Miami
20. Arizona St	20. DePaul
21. Syracuse	21. Michigan St
22. Arkansas	22. Arkansas
23. Minnesota	23. Gonzaga
24. Indiana	24. Iowa St
25. Michigan	25. Michigan

Receiving Votes:	Receiving Votes:
West Virginia 71, Iowa State 44, Gonzaga 32, Rice 30, Drake 24, Tennessee 22, Boise State 15, South Dakota 11, Arizona 9, South Florida 9, Iowa 8, South Dakota State 7, LSU 7, Auburn 5, Duke 4, North Carolina 4, Rutgers 2, Ohio 1, Kansas State 1	Iowa 75, Minnesota 73, West Virginia 54, Indiana 49, Drake 48, Rice 44, Arizona 36, South Dakota 20, Marquette 18, Tennessee 16, Missouri State 13, South Dakota State 12, Boise State 12, BYU 10, San Diego State 7, California 7, Missouri 6, South Florida 5, James Madison 4, Rutgers 4, Kansas State 3, UCF 3, Buffalo 2, Florida Gulf Coast 2, Abilene Christian 1, Oklahoma State 1, USC 1

**NOTRE DAME ACC STATS**

Team Stats	ACC Only (Rk)	All Games (Rk)
Scoring Offense		69.0 (12)
Scoring Defense		63.0 (11)
Scoring Margin		+6.0 (13)
FT Percentage		.662 (10)
FG Percentage		.389 (13)
FG Pct. Defense		.358 (13)
3-FG Percentage		.213 (15)
3-FG Pct. Defense		.272 (10)
Rebounding Offense		40.0 (14)
Rebounding Defense		45.7 (15)
Rebounding Margin		-5.7 (15)
Blocked Shots		3.3 (11)
Assists		14.7 (10)
Steals		10.3 (7)
Turnover Margin		+3.7 (5)
Assist/TO Ratio		0.8 (10)
Offensive Rebounds		12.3 (12)
Defensive Rebounds		27.7 (11)
3-FG Made		3.3 (14)

**INDIVIDUAL ACC STATS**

Individual Leaders	Stat	ACC (Rk)	All (Rk)
<b>Katlyn Gilbert</b>	Scoring		16.7 (11)
	FG%		.513 (13)
	Minutes		33.3 (8)
<b>Destinee Walker</b>	Scoring		15.7 (15)
	FT%		.750 (10)
	Steals		2.3 (13)
	Minutes		37.0 (1)
<b>Anaya Peoples</b>	FG%		.441 (14)
	Steals		2.3 (13)
<b>Sam Brunelle</b>	FG%		.356 (15)
	Minutes		32.7 (11)
<b>Marta Snizek</b>	Assists		5.3 (5)
	A/TO Ratio		1.2 (12)
	Minutes		34.7 (4)

The Irish have reached 10 Elite Eights. In fact, Notre Dame and UConn are the only teams to reach the Elite Eight eight times in the last nine years. Yet, the Irish have been more successful than any other regularly-appearing school at that stage, as their .900 winning percentage (9-1) is the best of any program to play in at least five Elite Eights.

**Best Elite Fight Winning % (Min. Five App.)**

No.	School	Record	Pct.
1.	<b>Notre Dame</b>	<b>9-1</b>	<b>.900</b>
2.	UConn	20-5	.800
3.	Stanford	13-7	.650
4.	Tennessee	18-10	.643

Finally, Notre Dame has advanced to 17 Sweet 16s. The Irish are one of four schools to make the last 10 straight Sweet 16s, joining UConn, Stanford and Baylor.

**IRISH VERSUS THE SPARTANS**

Notre Dame leads the overall series against Michigan State, 11-8, with a 6-4 mark at home. The two have battled very recently, the second round of the 2019 NCAA Tournament to be exact. Then, the Irish cruised to a 91-63 victory inside Purcell Pavilion before marching on to Tampa and the Final Four. Furthermore, the Irish boast a seven-game win streak against the Spartans.

**AVOIDING THE BACK-TO-BACK**

Coach McGraw squads have proven resilient in terms of avoiding back-to-back losses. In fact, the Irish have admirably bounced back over the past 21 occasions in which they suffered a loss during the regular season. The last time they suffered back-to-back L's - the 2010-11 season:

Nov. 18, 83-86, 20T loss to #15 UCLA

Nov. 21, 76-81, loss at #9 Kentucky

**PROTECTING THE HOUSE**

Purcell Pavilion continues to be one of the toughest venues to play in women's hoops. Over the last 114 games at home, the Irish have only lost four times. Before the season, the only team who had defeated Notre Dame during that stretch was UConn. Tennessee then became the second team on Nov. 8.

Notre Dame is 483-94 all-time inside Purcell Pavilion. The Irish have sold out Purcell Pavilion 56 times and boasts a 46-10 record in those instances.

Most notably, however, has been how dominant the Irish have been in league play at home. Notre Dame has won a school-record 58 consecutive home conference games, beginning with a 66-47 win over Providence on Feb. 14, 2012, in BIG EAST play.

**WELCOME BACK GILBERT**

Last season, Gilbert played in six full games, including a breakout Vancouver Showcase, before suffering a season-ending shoulder injury against Iowa on Nov.

**ACC**

Team	ACC Record	Overall Record
Boston College		2-0
Clemson		1-1
Duke		1-1
Florida State		2-0
Georgia Tech		2-0
Louisville		2-0
Miami		1-0
NC State		2-0
North Carolina		2-0
<b>Notre Dame</b>		<b>2-1</b>
Pitt		1-1
Syracuse		1-0
Virginia		1-1
Virginia Tech		2-0
Wake Forest		2-1

**PRESEASON ALL-ACC**

BLUE RIBBON PANEL	COACHES PANEL
<b>All-ACC</b>	<b>All-ACC</b>
Kobi Thornton, Clemson	Kobi Thornton, Clemson
Haley Gorecki, Duke	Haley Gorecki, Duke
Nicki Ekhomu, FSU	Nicki Ekhomu, FSU
Kiah Gillespie, FSU	Kiah Gillespie, FSU
Elizabeth Balogun, UL	Elizabeth Balogun, UL
Dana Evans, UL	Beatrice Mompremier, UM
Beatrice Mompremier, UM	Elissa Cunane, NC State
Elissa Cunane, NC State	Aislinn Konig, NC State
Janelle Bailey, UNC	Janelle Bailey, UNC
Jocelyn Willoughby, UVA	Jocelyn Willoughby, UVA
<b>Player of the Year</b>	<b>Player of the Year</b>
Beatrice Mompremier, UM	Beatrice Mompremier, UM
<b>Newcomer Watch List</b>	<b>Newcomer Watch List</b>
River Baldwin, FSU	River Baldwin, FSU
Nyah Green, UL	Nyah Green, UL
Jakie Brown-Turner, NC ST	Jakie Brown-Turner, NC ST
Sam Brunelle, ND	Sam Brunelle, ND
Anaya Peoples, ND	Anaya Peoples, ND



## NCAA NATIONAL RANKINGS

Statistic	Nat'l Rank	Conf Rank	Value	National Leader	Value
Free Throw Attempts	3	2	74	Wake Forest	76
Free Throws Made	5	2	49	Oral Roberts	51
Statistic	Player	Nat'l Rank	Value	National Leader	Value
Double-Doubles	Destinee Walker	21	1	20 players tied	2
FG Attempts	Sam Brunelle	8	45	Kamira Sanders, Seattle	62
	Katlyn Gilbert	24	39		
FG Made	Katlyn Gilbert	11	20	Latrice Perkins, Col. of Charleston	27
	Sam Brunelle	46	16		
Final Points	Katlyn Gilbert	19	50	Bailey Greenberg, Drexel	79
	Destinee Walker	28	47		
FT Attempts	Anaya Peoples	10	20	Bianca Millan, Maine	28
	Destinee Walker	10	20		
FT Made	Destinee Walker	12	15	Bianca Millan, Maine	25
Minutes	Destinee Walker	5	110:54	Lakelyn Bouldin, Chattanooga	114:58
Minutes/Game	Destinee Walker	81	36:97	Maria Carvalho, Utah Valley	60:70
3PT FG Attempted	Sam Brunelle	9	22	Riley Lupfer, Boise St	29

29, 2018. Nearly a year later, Gilbert has returned in full force, leading the team in scoring. In fact, her 16.7 ppg ranks 11th in the ACC. Gilbert also leads the Irish in shooting percentage (.513) and made field goals (20), as the latter ranks 11th in the country.

Gilbert made the most of her first career start versus Loyola Maryland, exploding for a career high 24 points, while also reeling in a career best six rebounds. She is currently 1-of-14 ACC players with a 20+ point performance already under her belt.

### GILBERT-PEOPLES CONNECTION

The on-the-court chemistry between guards Katlyn Gilbert and Anaya Peoples has been immediate and there's no wonder why. Gilbert, from the Indianapolis area, and Peoples from Danville, Illinois, have played together every summer since they were seven and six years old, respectively. The duo first played on FBC together and later finished playing with Midwest Elite in Chicago.

The two spearheaded the big win over Loyola in the home opener, combining for 26 of the team's 44 second half points.

### #24 CONTINUED

Putting on the No. 24 jersey in 2019 means big shoes to fill in South Bend. Though Arike's final two seasons

with the Irish could never be replicated, grad transfer Destinee Walker is looking to step up to the plate.

It's been a long road back for Walker, who is competing in a full season for the first time in two years. Her only true injury-free season came her freshman year in 2015-16 at North Carolina, starting in 31-of-32 games played.

Walker debuted with the Irish with a 10-point, 10-rebound, double-double - just the second of her career. In game two, Walker came out hot, scoring 13 of her 19 points against Loyola MD in the first half. Walker then led the Irish in scoring against Tennessee with 18 points.

After the loss to the Lady Vols on Nov. 11, Coach McGraw urged Walker to be confident and take more shots when she has open looks.

### NO REST FOR THE IRISH

Four Notre Dame starters all rank within the top-12 in the ACC in minutes. Destinee Walker sits atop the league, averaging 37.0/game. Snizek ranks fourth with 34.7, Gilbert eighth with 33.3 and Brunelle 11th with 32.7.

### WHAT WE'VE LOST

Starters Ogunbowale, Young, Mabrey, Shepard and Turner went down as the most prolific scoring fivesome

in NCAA Division I history. The ND quintet amassed a total of 10,230 points, becoming the first group to ever accumulate 10,000 points or more.

When you look at those who graduated/went to the WNBA, transferred or who are currently injured (Prohaska & Vaughn), the Irish have lost 3,384 points of their 3,454 team total from last season. That equates to 98 percent of their offense. Both the percentage and total rank as the most all-time lost for a power-five school.

Now last year's starters went on to make WNBA Draft history - becoming the first starting five to not only be drafted but do so in the first 20 picks. Jackie Young became the second Irish player in program history selected No. 1 overall, joining Jewell Loyd, when she was picked by the Las Vegas Aces. Notre Dame joined Stanford, Tennessee and UConn as the only programs with multiple No. 1 overall selections.

Moments later, the Dallas Wings selected Arike Ogunbowale fifth overall. This marked the first time the Irish had two first round picks within the top five. History continued with the 11th overall pick, where the Atlanta Dream selected Brianna Turner, thus marking the first time Notre Dame had three first round picks. However, shortly after, the Mercury traded for the rights of Turner, shipping the forward to Phoenix, Arizona. Next up, Jessica Shepard went 16th overall to the Minnesota Lynx. Then Marina Mabrey completed the group after going 19th overall to the Los Angeles Sparks.

Furthermore, Ogunbowale, Young and Turner were later named to the WNBA All-Rookie Team, as ND became the first program to have three selections.

### CHANGE IN COACHING

Out of 349 NCAA Division I women's basketball programs at the start of the 2018-19 season, Notre Dame was one of just six, whose head coach and three assistant coaches were together seven consecutive seasons. However, change met familiarity for the 2019-20 season. Just months after Coach McGraw's passionate Final Four speech about wanting more female leadership, Niele Ivey accepted an assistant coaching position with the Memphis Grizzlies, becoming the ninth active NBA female coach.

Enter a last name Notre Dame fans know all too well - Mabrey. Michaela ensures that a Mabrey will be on Notre Dame's campus for the eighth straight year. A 2016 alumna, her younger sister just graduated in 2019. Mabrey has spent one year coaching stints at Miami, Miami (Ohio) and LSU.

### FRESHMEN STARTERS

A program rarity occurred in the season opener at Fordham, when Coach McGraw started freshmen Sam Brunelle and Anaya Peoples. It marked the first time



## NOTRE DAME'S RECORD WHEN ...

### Day of the Week

Sunday	
Monday	0-1
Tuesday	1-0
Wednesday	
Thursday	
Friday	1-0
Saturday	

### Time of Game

Day games (before 6 pm local time)	
Night games (6 pm or later local time)	2-1

### Location

Home games	1-1
Road games	1-0
Neutral site	

### Halftime Score

Leading at the half	2-0
Tied at the half	
Trailing at the half	0-1

### Individual Scoring

Two or fewer double-figure scorers	
Three double-figure scorers	0-1
Four double-figure scorers	2-0
Five or more double-figure scorers	

### Rebounding margin

More rebounds than opponent	2-0
Same number of rebounds	
Fewer rebounds than opponent	0-1

### Field goal shooting

Shot higher percentage than opponent	2-0
Shot same percentage as opponent	
Show lower percentage than opponent	0-1
Shot 45% or better	1-0
Shoot less than 45%	1-1
Hold opponent under 40%	2-0

### Free-throw margin

Make more free-throws than opponent	2-0
Make same number of free-throws	
Make fewer free-throws than opponent	0-1

### Turnovers

Commit fewer turnovers	0-1
Commit same number of turnovers	1-0
Commit more turnovers	1-0

### Uniform Combinations

White jerseys with gold	1-0
White jerseys with green trim	0-1
Blue jerseys	1-0

### Miscellaneous

Vs. top-25	
Vs. top-10	
When ranked higher	2-1
When ranked lower	
On commercial tv	0-1
In overtime games	

### Margin of Victory

1-5 points	1-0
6-10 points	
11-15 points	0-1
16-20 points	
21+ points	1-0

### Month

November	2-1
December	
January	
February	
March	
April	

two freshmen started a season opener for Notre Dame since the 2001-02 season opener in which Teresa Borton and Jacqueline Batteast started. And in that moment back in 2001, it marked the first time in 20 years two freshmen had started.

### FRESH FIVE

With the exit of last year's starting five, the transfers of Nixon and Patterson, along with Prohaska's and Vaughn's injury, the Irish had a starting five this past week who have never started in an Irish uniform: two grad transfers, two true freshmen and a redshirt freshman (sophomore Katlyn Gilbert).

### THE ROOKS

The Rooks stepped up in a major way in the 60-55 season-opening win over Fordham. Sam Brunelle co-led the team in scoring with 14 points, while Anaya Peoples logged 11 points and seven boards. Peoples tallied seven points in the third quarter, then provided critical free throws and an offensive board in the final 10 seconds of the game to ice the win.

In game two vs Loyola, Peoples notched 19 points, while Brunelle nearly earned a double-double with 12 points and nine boards.

In game three vs Tennessee, Brunelle kept the double-digit scoring streak alive with a season high 16 points. Keep in mind that in 2014-15, Brianna Turner logged four consecutive games in double figures.

Brunelle is currently averaging 14.0 ppg while Peoples is averaging 13.0 ppg.

### VETERAN MENTALITY

Marta Snizek has certainly stepped into the vocal leadership role of this year's squad. As the resident floor general, Snizek is averaging 5.3 assists, which ranks fifth in the ACC. Snizek has also been disruptive on defense, averaging 2.0 steals per game. In fact, the Virginia native took two charges in the second quarter against Tennessee on Nov. 11.

### DEFENSIVE PRIDE

Coach McGraw noted before the season that this year's crop will pride itself on defense. Though the outcome didn't fall Notre Dame's way against Tennessee, the Irish can certainly be proud of the fact they forced 28 Lady Vol turnovers, including 10 in a six-minute span in the fourth quarter. It marked the most turnovers forced since Notre Dame caused 25 against Tennessee on Jan. 18, 2018.

### 1,000 PROGRAM WINS

With the victory over Fordham on Nov. 5, the Irish became the 13th team to reach the 1,000-win milestone. The teams right in front of the Irish are:  
No. 12 Maryland - 1,001 wins  
No. 11 Western Kentucky - 1,004 wins  
No. 10 Green Bay - 1,005 wins  
(win total listed was before season kicked off)\*

### RING OF HONOR

On November 8, Natalie Achonwa joined Notre Dame's prestigious Ring of Honor. Achonwa becomes the sixth player to have a banner raised in the rafters, joining Ruth Riley-Hunter, Skylar Diggins-Smith, Niele Ivey, Beth (Morgan) Cunningham and Kayla McBride.

Donning an Irish uniform from 2010-14, Achonwa-led squads reached four consecutive Final Fours, including three NCAA title games. Achonwa accumulated an impressive 138-15 overall record (second most by a senior class) with a 60-4 mark in conference play, in addition to winning five combined regular season and conference tournament championships.

The Guelph, Ontario, native was a two-time All-American, three-time All-NCAA Regional nod and a two-time All-Conference selection (2013 Big East / 2014 ACC). Achonwa, who captained the Irish her senior year, now ranks 16th on the Irish all-time scoring list, amassing 1,546 points over her storied career.

### SEASON OPENERS

The victory against Fordham also kept intact an impressive winning streak in season openers, marking the 25th in a row, dating back to Nov. 30, 1994.

### NEW TEAM, SAME SCHEDULE

Coach McGraw has never shied away from having a challenging schedule. In fact, the Irish have boasted both the No. 1 strength of schedule and No. 1 RPI the

[illegible]

Player	2019-20	Career	Streak
Marta Sniezek	3	53	3
Destinee Walker	3	54	3
Sam Brunelle	3	3	3
Anaya Peoples	3	3	3
Katlyn Gilbert	2	2	2
Mikayla Vaughn	1	1	
Abby Prohaska	0	3	

Player	2019-20	Career
Marta Sniezek	2-1	2-1
Destinee Walker	2-1	2-1
Sam Brunelle	2-1	2-1
Anaya Peoples	2-1	2-1
Katlyn Glibert	1-1	1-1
Mikayla Vaughn	1-0	1-0
Abby Prohaska	0-0	2-1

The Atlantic Coast Conference named freshmen Anaya



Peoples and Sam Brunelle to its Newcomer Watch List, claiming two of the five spots on both the Blue Ribbon media poll and the coaches poll.

Brunelle and Peoples were top-20 ranked recruits, who comprised yet another top-10 ranked recruiting class for Karen & Kevin Keyes head coach Muffet McGraw and company. Brunelle, who was ranked No. 6 overall by espnW, was a two-time Naismith High School All-American and 2019 McDonald's All-American – won the three-point contest at the latter. Brunelle was also both the 2018 Gatorade Virginia Player of the Year and USA Today Virginia Player of the Year. Ultimately, she finished her prep career with 2,229 points and 1,272 rebounds.

Peoples, who was ranked fourth at her position, was a two-time Illinois Class 1A State champion at Dan Schlarman High, where she finished her prep career with 2,086 points. Peoples was a 2019 McDonald's All-American and Jordan Brand Classic member. In 2018, Peoples was a Naismith All-America honorable mention.

#### **CHERYL MILLER AWARD WATCH LIST**

The Naismith Memorial Basketball Hall of Fame and the Women's Basketball Coaches Association announced its watch list for the 2020 Cheryl Miller Award, with freshman Sam Brunelle making the cut. The Cheryl Miller Award Watch List recognizes the top 20 small forwards in the country.

This marks the second consecutive year the Irish have had a representative on the Cheryl Miller Award Watch List. Last season, Jackie Young was a top-five finalist for the award.

#### **ND RADIO CREW**

The women's hoops program announced its radio broadcast crew for the upcoming 2019-20 season. Joining Bob Nagle this year will be 1991 alumnae Karen (Robinson) Keyes and Fighting Irish Media's Tony Simeone. Keyes will be the color analyst alongside the play-by-play host for a majority of this year's contests. Meanwhile, Simeone will be on the mic for all road games. The voice of the women's program, Bob Nagle, will remain the main play-by-play for all home contests, along with co-hosting the Muffet McGraw Radio Show. Nagle is currently rehabbing a foot injury and will spend time off the road returning to full health.

#### **MUFFET MCGRAW RADIO SHOW**

The Muffet McGraw Radio Show presented by TireRack.com will once again return to O'Rourke's Public House for five dates during the 2019-20 season. Karen and Kevin Keyes Notre Dame women's basketball head coach Muffet McGraw, alongside the voice of the Irish Bob Nagle, will conduct the one-hour broadcast live, both on Facebook live and to the Irish faithful in attendance.

Irish fans can set their calendars now for the following radio show dates: Nov. 18, Dec. 2, Dec. 30, Jan. 27 and Feb. 24. The show will air from 6-7 p.m. ET, with the exception of the Nov. 18 date, which will begin at an earlier 5:30 p.m. start time.

Each episode will not only broadcast live on 96.9/92.1/103.1 Pulse FM, but also stream live on the Notre Dame Fighting Irish app and on Facebook.com/FightingIrish.

#### **STATISTICAL CHAMPION**

The 2018-19 version of the Fighting Irish earned a statistical championship by season's end for the country's top offense. Averaging a blistering 88.6 points per game, it marks the first time in which the Irish finished as the nation's top offense. All-in-all, the Irish totaled 3,454 points.

Notre Dame's scoring average will also go down as the program's top offense as well. The 2013-14 Irish squad led by Kayla McBride and Natalie Achonwa previously held the record at 86.1 ppg (3,271 points in 38 games).

#### **RECORD BREAKER X 3**

Three players --> Four different record holders. Arike Ogunbowale became Notre Dame's all-time scoring leader on Feb. 21 vs Duke. The senior surpassed Skylar Diggins-Smith's record of 2,357 career points. In addition, Ogunbowale was just 1-of-5 Irish greats to score over 2,000 points, joining Ruth Riley, Katryna Gaither, Beth (Morgan) Cunningham and of course Skylar Diggins-Smith. Ogunbowale ultimately finished with 2,626 career points, which ranked third all-time in the ACC.

On March 9 in the ACC Semis vs Syracuse, Marina Mabrey became Notre Dame's made three-pointers record holder. Mabrey went 4-for-9 from deep, surpassing Alicia Ratay (262). The senior finished with 274 career made threes, which ranks eighth all-time in the ACC.

Next, on March 25 vs Michigan State, Brianna Turner became the new rebounding leader at Notre Dame, surpassing Ruth Riley's mark of 1,007. Turner finished with 1,048 rebounds.

However, Turner wasn't done there, becoming the program's new blocks leader on the game-clinching play of the National Semifinal vs. UConn. Turner surpassed Ruth Riley's 370 mark to finish with 372 --> third all-time in the ACC.

\*Honorable Mention to Jessica Shepard, who after two years with the Irish, posted a 9.2 career rebounding average. That number qualifies for first all-time.

#### **A 30-WIN CAMPAIGN**

Notre Dame wrapped the 2018-19 year with a 35-4

overall record, marking the program's ninth consecutive 30-win season and 11th in school history. Nationally, only UConn has a longer active streak of 30-win seasons at 14, while Baylor matches the Irish with a streak that began in 2010-11.

#### **ACC CHAMPS**

Notre Dame earned its sixth straight ACC regular season title and eighth straight conference regular season title when dating back to the final two years of the Big East. The six consecutive regular season titles tie the all-time mark set by Virginia from 1991-96.

In addition, the eight in a row marks the second highest active streak in the country, only behind nine from Baylor. Green Bay lost its streak of 20 to Wright State this season in the Horizon League.



## Leading Scorer

Kate Gilbert	2 (2)
Sam Brunelle	1 (1)
Destinee Walker	1 (1)

## Leading Rebounder

Destinee Walker	1 (1)
Sam Brunelle	1 (1)
Anaya Peoples	1 (1)

## Leader in Assists

Marta Snizek	3 (3)
Abby Prohaska	0 (1)

## 20-Point Scoring Games

Opponents	1
Notre Dame	1
Marta Snizek	1

## 30-Point Scoring Games

Opponents	1
Notre Dame	0

## Tip-Offs Controlled

Opponents	1
Notre Dame	2
Mikayla Vaughn	1-1
Sam Brunelle	1-2

## First Score

Opponents	2
Notre Dame	1
Anaya Peoples	1

## Runs of 10 or Better

Opponents	1
Notre Dame	2

## Largest Halftime Lead

18 vs Loyola MD, 11/8/19

## Largest Halftime Deficit

8 vs Tennessee, 11/11/19

## Largest Lead

28 vs Loyola MD (1:20 in 4Q), 11/8/19

## Largest Deficit

18 vs Tennessee (7:06 in 3Q), 11/11/19

## Largest Deficit Overcome to Win

2 at Fordham (1st Q, 1:53, 14-12), 11/5/19

## Largest Lead Given Out in Loss

3 vs Tennessee (8:51 in 1Q, 11/11/19)

## Most Consecutive Points

17 at Fordham, 11/5/19

## Most Consecutive Points (Opponent)

10, Tennessee, 11/11/19

## Double-Figure Points

Player	2019-20	Career
Katlyn Gilbert	3	4
Sam Brunelle	3	3
Destinee Walker	3	43
Anaya Peoples	2	2
Mikayla Vaughn	0	4

## Double-Figure Rebounds

Player	2019-20	Career
Destinee Walker	1	2
Mikayla Vaughn	0	1

## 5-5-5 Games

(aka "Stat Sheet Stuffers")

Player	2019-20	Career
Marta Snizek	0	6
Destinee Walker	0	1

## Double-Doubles

Player	2019-20	Career
Destinee Walker	1	2

## Triple-Doubles

Player	2019-20	Career
--------	---------	--------

## Season Point Totals

Date	Opp.	Paint	OffT0	2ndCh	FBreak	Bench
11/5	Fordham	32/22	14/13	14/9	9/3	16/8
11/8	Loyola MD	42/30	24/18	11/9	15/8	8/35
11/11	Tennessee	16/26	19/14	9/14	11/9	3/13

\*Notre Dame is listed first in each column

## Points in the Paint

	Total	Average
Notre Dame	90	30.0
Opponents	78	26.0

## Points Off Turnovers

	Total	Average
Notre Dame	57	19.0
Opponents	45	15.0

## Second Chance Points

	Total	Average
Notre Dame	34	11.3
Opponents	32	10.7

## Fast Break Points

	Total	Average
Notre Dame	35	11.7
Opponents	20	6.7

## Bench Scoring

	Total	Average
Notre Dame	27	9.0
Opponents	56	18.7



# KATIE COLE

2

5-10 // SENIOR // GUARD

TOLEDO, OHIO

SYLVANIA NORTHVIEW

## UPDATE

- Awarded a scholarship for her senior season.
- Cole has made appearances in all 3 games, averaging 6.8 minutes.
- Saw five minutes of action in the season opener at Fordham. Marked her first appearance since her sophomore campaign after sitting out her junior year with a knee injury.
- Tallied two points (via layup) in win over Loyola Maryland on Nov. 8.
- Picked up two steals in seven minutes versus Tennessee on Nov. 11.

## SEASON BESTS

Pts: 2 (vs Loyola MD, 11/8/19)  
 Rebs: 1 (vs Loyola MD, 11/8/19)  
 FGM: 1 (vs Loyola MD, 11/8/19)  
 FGA: 1 (vs Loyola MD, 11/8/19)  
 3FGM:  
 3FGA:  
 FTM:  
 FTA:  
 Ast:  
 Blk:  
 Stl: 2 (vs Tennessee, 11/11/19)  
 Min: 8 (vs Loyola MD, 11/8/19)

## CAREER BESTS

Pts: 5, 2x (last at Wake Forest, 12/31/17)  
 Rebs: 4 (vs Virginia, 3/2/18)  
 FGM: 2, 2x (last at Wake Forest, 12/31/17)  
 FGA: 4 (vs Mount, 11/11/17)  
 3FGM: 1, 6x (last vs CSUN, 3/16/18)  
 3FGA: 2, 3x (last vs UNC, 2/1/18)  
 FTM: 1 (at Pitt, 1/25/18)  
 FTA: 3 (at Pitt, 1/25/18)  
 Ast: 1, 2x (last vs NC State, 2/25/18)  
 Blk: 1, 3x (last vs Virginia, 3/2/18)  
 Stl: 2, 2x (last vs Tennessee, 11/11/19)  
 Min: 12, 2x (last vs Villanova, 3/18/18)

## SEASON

0 ..... Double-Figure Scoring..... 0

## CAREER

0

## 2019-20 GAME-BY-GAME STATISTICS

Date	Opponent	GS	MIN	FG-A	3P-A	FT-A	RB	PF	A	TO	ST	BL	PTS
11/5	@ Fordham	5		0-0	0-0	0-0	0-0-0	0	0	0	0	0	0
11/8	Loyola MD	8		1-1	0-0	0-0	0-1-1	1	0	0	0	0	2
11/11	Tennessee	7		0-0	0-0	0-0	0-0-0	2	0	0	2	0	0
11/14	Michigan St												
11/20	Toledo												
11/23	@ Michigan												
11/28	vs FGCU												
11/29	vs South Dakota St												
11/30	vs USF												
12/4	Minnesota												
12/8	@ UConn												
12/11	DePaul												
12/29	Clemson												
1/2	@ Pittsburgh												
1/5	@ Syracuse												
1/9	Boston College												
1/12	NC State												
1/16	@ Duke												
1/19	Miami												
1/26	@ Virginia												
1/30	Louisville												
2/2	@ Georgia Tech												
2/6	@ Wake Forest												
2/9	Pittsburgh												
2/13	@ Boston College												
2/16	@ Louisville												
2/20	Virginia Tech												
2/23	Syracuse												
2/27	UNC												
3/1	@ Florida St												

## COLE'S OVERALL CAREER STATISTICS

SEASON	TEAM	GP-GS	MIN/AVG	FG-FGA	FG%	3FG-FGA	3FG%	FT-FTA	FT%	OFF	DEF	TOT	AVG	PF-FO	AST	TO	BLK	STL	PTS	AVG
2017-18	ND	24-0	120/5.0	11-28	.393	6-17	.353	1-3	.333	5	11	16	0.7	11-0	2	9	3	6	29	1.2
2019-20	ND	3-0	20/6.8	1-1	1.000	0-0	.000	0-0	.000	0	1	1	0.3	3-0	0	0	0	2	2	0.7
<b>TOTAL</b>		<b>27-0</b>	<b>140/5.2</b>	<b>12-29</b>	<b>.414</b>	<b>6-17</b>	<b>.353</b>	<b>1-3</b>	<b>.333</b>	<b>5</b>	<b>12</b>	<b>17</b>	<b>0.6</b>	<b>14-0</b>	<b>2</b>	<b>9</b>	<b>3</b>	<b>8</b>	<b>31</b>	<b>1.1</b>



# MAGGIE MURDOCK

# 3

5-8 // SOPHOMORE // GUARD

GLENCOE, ILLINOIS

NEW TRIER

## SEASON BESTS

Pts:  
Rebs:  
FGM:  
FGA: 1 (vs Loyola MD, 11/8/19)  
3FGM:  
3FGA: 1 (vs Loyola MD, 11/8/19)  
FTM:  
FTA:  
Ast:  
Blk:  
Stl:  
Min: 1 (vs Loyola MD, 11/8/19)

## CAREER BESTS

Pts:  
Rebs:  
FGM:  
FGA: 1 (vs Loyola MD, 11/8/19)  
3FGM:  
3FGA: 1 (vs Loyola MD, 11/8/19)  
FTM:  
FTA:  
Ast:  
Blk:  
Stl:  
Min: 1 (vs Loyola MD, 11/8/19)

## UPDATE

• 1-of-3 walk-ons added to this year's team. 1-of-4 total.

• First set of twins in program history.

## HIGH SCHOOL

• Attended New Trier High School

• 2018 CSL South Player of the Year // 2018 IBCA 4A All-State Honorable Mention // 2018 Team 22 All-Area Team Honorable Mention // 2018 Daily NorthShore.com Best Long-Range Shooter

• 2018 Team captain

• Averaged 9.4 ppg, 2.4 apg, 3.0 rpg and 2.0 spg her senior year. Also shot 40.6 percent from the field and 41.0 percent from three. Shot 73.2 percent from the free-throw line

• Lettered one year in volleyball – played setter

• Four-year honor roll recipient

• 2018 Illinois State Scholar // 2018 Outstanding Student of Mathematics

• Her uncle, Dennis Carroll, played basketball and tennis at Notre Dame

• Majoring in Mathematics

• Played on the Notre Dame Club Basketball squad her freshman year – Nationals qualifier

## 2019-20 GAME-BY-GAME STATISTICS

Date	Opponent	GS	MIN	FG-A	3P-A	FT-A	RB	PF	A	TO	ST	BL	PTS
11/5	@ Fordham	DNP											
11/8	Loyola MD	1		0-1	0-1	0-0	0	0	0	0	0	0	0
11/11	Tennessee	DNP											
11/14	Michigan St												
11/20	Toledo												
11/23	@ Michigan												
11/28	vs FGCU												
11/29	vs South Dakota St												
11/30	vs USF												
12/4	Minnesota												
12/8	@ UConn												
12/11	DePaul												
12/29	Clemson												
1/2	@ Pittsburgh												
1/5	@ Syracuse												
1/9	Boston College												
1/12	NC State												
1/16	@ Duke												
1/19	Miami												
1/26	@ Virginia												
1/30	Louisville												
2/2	@ Georgia Tech												
2/6	@ Wake Forest												
2/9	Pittsburgh												
2/13	@ Boston College												
2/16	@ Louisville												
2/20	Virginia Tech												
2/23	Syracuse												
2/27	UNC												
3/1	@ Florida St												

## MURDOCK'S OVERALL CAREER STATISTICS

SEASON	TEAM	GP-GS	MIN/AVG	FG-FGA	FG%	3FG-FGA	3FG%	FT-FTA	FT%	OFF	DEF	TOT	AVG	PF-FO	AST	TO	BLK	STL	PTS	AVG
2019-20	ND	1-0	1/1.5	0-1	.000	0-1	.000	0-0	.000	0	0	0	0.0	0-0	0	0	0	0	0	0.0
TOTAL		1-0	1/1.5	0-1	.000	0-1	.000	0-0	.000	0	0	0	0.0	0-0	0	0	0	0	0	0.0



# CATE MURDOCK

5

5-8 // SOPHOMORE // GUARD

GLENCOE, ILLINOIS

NEW TRIER

**SEASON BESTS**

Pts:  
Rebs:  
FGM:  
FGA:  
3FGM:  
3FGA:  
FTM:  
FTA:  
Ast:  
Blk:  
Stl:  
Min: 1 (vs Loyola MD, 11/8/19)

**CAREER BESTS**

Pts:  
Rebs:  
FGM:  
FGA:  
3FGM:  
3FGA:  
FTM:  
FTA:  
Ast:  
Blk:  
Stl:  
Min: 1 (vs Loyola MD, 11/8/19)

**UPDATE**

- 1-of-3 walk-ons added to this year's team. 1-of-4 total.

- First set of twins in program history.

**HIGH SCHOOL**

- Attended New Trier High School
- Two-time CSL South All-Conference // Team 22 All-Area First Team her senior year // IBCA 4A All-State Honorable Mention her senior year
- Averaged 10.9 ppg, 2.9 apg, 3.8 rpg and 2.0 spg her senior year. Also shot 44.5 percent from the field and 36.3 percent from three.
- Four-year honor roll recipient // 2018 Illinois State Scholar
- Her uncle, Dennis Carroll, played basketball and tennis at Notre Dame
- Majoring in Mathematics
- Played on the Notre Dame Club Basketball squad her freshman year – Nationals qualifier and MVP of the Regionals tournament in 2019

**2019-20 GAME-BY-GAME STATISTICS**

Date	Opponent	GS	MIN	FG-A	3P-A	FT-A	RB	PF	A	TO	ST	BL	PTS
11/5	@ Fordham	DNP											
11/8	Loyola MD	1		0-0	0-0	0-0	0	0	0	1	0	0	0
11/11	Tennessee	DNP											
11/14	Michigan St												
11/20	Toledo												
11/23	@ Michigan												
11/28	vs FGCU												
11/29	vs South Dakota St												
11/30	vs USF												
12/4	Minnesota												
12/8	@ UConn												
12/11	DePaul												
12/29	Clemson												
1/2	@ Pittsburgh												
1/5	@ Syracuse												
1/9	Boston College												
1/12	NC State												
1/16	@ Duke												
1/19	Miami												
1/26	@ Virginia												
1/30	Louisville												
2/2	@ Georgia Tech												
2/6	@ Wake Forest												
2/9	Pittsburgh												
2/13	@ Boston College												
2/16	@ Louisville												
2/20	Virginia Tech												
2/23	Syracuse												
2/27	UNC												
3/1	@ Florida St												

**MURDOCK'S OVERALL CAREER STATISTICS**

SEASON	TEAM	GP-GS	MIN/AVG	FG-FGA	FG%	3FG-FGA	3FG%	FT-FTA	FT%	OFF	DEF	TOT	AVG	PF-FO	AST	TO	BLK	STL	PTS	AVG
2019-20	ND	1-0	1/1.5	0-0	.000	0-0	.000	0-0	.000	0	0	0	0.0	0-0	0	1	0	0	0	0.0
<b>TOTAL</b>		<b>1-0</b>	<b>1/1.5</b>	<b>0-0</b>	<b>.000</b>	<b>0-0</b>	<b>.000</b>	<b>0-0</b>	<b>.000</b>	<b>0</b>	<b>0</b>	<b>0</b>	<b>0.0</b>	<b>0-0</b>	<b>0</b>	<b>1</b>	<b>0</b>	<b>0</b>	<b>0</b>	<b>0.0</b>



# KATLYN GILBERT

# 10

5-10 // SOPHOMORE // GUARD

INDIANAPOLIS, INDIANA

HERITAGE CHRISTIAN

## SEASON BESTS

Pts: 24 (vs Loyola MD, 11/8/19)  
Rebs: 6 (vs Loyola MD, 11/8/19)  
FGM: 9 (vs Loyola MD, 11/8/19)  
FGA: 15, 2x (last v s Tennessee, 11/11/19)  
3FGM: 1, 2x (last vs Tennessee, 11/11/19)  
FTM: 6 (vs Loyola MD, 11/8/19)  
FTA: 9 (at Fordham, 11/5/19)  
Ast: 2, 2x (last vs Tennessee, 11/11/19)  
Blk: 1, 2x (last vs Loyola MD, 11/8/19)  
Stl: 2 (at Fordham, 11/5/19)  
Min: 37 (vs Tennessee, 11/11/19)

## CAREER BESTS

Pts: 14, 2x (last at Fordham, 11/5/19)  
Rebs: 6 (vs Loyola MD, 11/8/19)  
FGM: 9 (vs Loyola MD, 11/8/19)  
FGA: 15, 2x (last v s Tennessee, 11/11/19)  
3FGM: 1, 6x (last vs Tennessee, 11/11/19)  
FTM: 6 (vs Loyola MD, 11/8/19)  
FTA: 9 (at Fordham, 11/5/19)  
Ast: 2, 2x (last vs Tennessee, 11/11/19)  
Blk: 1, 3x (last vs Loyola MD, 11/8/19)  
Stl: 4 (vs Drake, 11/23/18)  
Min: 37 (vs Tennessee, 11/11/19)

## UPDATE

- Played in all 3 games, starting in all but the season opener. Averages 33.0 minutes/game.
- Registered double-digit points in all three games, leading the Irish in scoring with 16.7 ppg - ranks 11th in the ACC. Gilbert also leads ND in shooting percentage (.513) and made field goals (20).
- Gilbert's 20 made field goals rank 11th in the country.
- 1-of-14 ACC players so far this season with a 20+ point performance.
- Made the most of her first career start, leading the Irish with a career high 24 points on 9-of-15 shooting from the floor, including a career best 6-of-9 from the line. Also reeled in a career best 6 boards.
- Gilbert & Peoples have played together every summer since they were seven & six years old, respectively. The chemistry between the two was evident against Loyola Maryland as the duo combined for 26 of the team's 44 second half points.
- In her first game back since Nov. 29, 2018, Gilbert shone bright, co-leading the Irish with 14 points.
- Last season, Gilbert separated her right shoulder in the win over No. 14 Iowa (11/29). Had surgery to repair the damage and sat out the remainder of the season.

## SEASON

3..... Double-Figure Scoring..... 4

## CAREER

## KEY STATISTICS

POINTS	FG%	FG MADE	MINUTES
16.7	.513	20	33.3
LEADS TEAM	LEADS TEAM	LEADS TEAM	LEADS TEAM
11TH IN ACC	13TH IN ACC	11TH IN NATION	15TH IN NATION

## 2019-20 GAME-BY-GAME STATISTICS

Date	Opponent	GS	MIN	FG-A	3P-A	FT-A	RB	PF	A	TO	ST	BL	PTS
11/5	@ Fordham		30	5-9	0-0	4-9	2-3-5	1	0	3	2	1	14
11/8	Loyola MD	*	33	9-15	0-1	6-7	3-3-6	2	2	4	1	1	24
11/11	Tennessee	*	37	6-15	0-1	0-0	0-2-2	3	2	3	1	0	12
11/14	Michigan St												
11/20	Toledo												
11/23	@ Michigan												
11/28	vs FGCU												
11/29	vs South Dakota St												
11/30	vs USF												
12/4	Minnesota												
12/8	@ UConn												
12/11	DePaul												
12/29	Clemson												
1/2	@ Pittsburgh												
1/5	@ Syracuse												
1/9	Boston College												
1/12	NC State												
1/16	@ Duke												
1/19	Miami												
1/26	@ Virginia												
1/30	Louisville												
2/2	@ Georgia Tech												
2/6	@ Wake Forest												
2/9	Pittsburgh												
2/13	@ Boston College												
2/16	@ Louisville												
2/20	Virginia Tech												
2/23	Syracuse												
2/27	UNC												
3/1	@ Florida St												

## GILBERT'S OVERALL CAREER STATISTICS

SEASON	TEAM	GP-GS	MIN/AVG	FG-FGA	FG%	3FG-FGA	3FG%	FT-FTA	FT%	OFF DEF TOT	AVG	PF-FO	AST	TO	BLK	STL	PTS	AVG
2018-19	ND	7-0	111/15.9	9-20	.450	1-5	.200	6-8	.750	4 11 15	2.1	11-0	2	8	1	6	25	3.6
2019-20	ND	3-2	100/33.3	20-39	.513	0-2	.000	10-16	.625	5 8 13	4.3	6-0	4	10	2	4	50	16.7
<b>TOTAL</b>		<b>10-2</b>	<b>211/21.1</b>	<b>29-59</b>	<b>.492</b>	<b>1-7</b>	<b>.143</b>	<b>16-24</b>	<b>.667</b>	<b>9 19 28</b>	<b>2.8</b>	<b>17-0</b>	<b>6</b>	<b>18</b>	<b>3</b>	<b>10</b>	<b>75</b>	<b>7.5</b>



# ABBY PROHASKA 12

5-10 // SOPHOMORE // GUARD

LIBERTY TOWNSHIP, OHIO

LAKOTA WEST

## SEASON BESTS

Pts:  
Rebs:  
FGM:  
FGA:  
3FGM:  
3FGA:  
FTM:  
FTA:  
Ast:  
Blk:  
Stl:  
Min:

## CAREER BESTS

Pts: 6, 2x (last vs FSU, 2/10/19)  
Rebs: 5, 2x (last vs FSU, 2/10/19)  
FGM: 3 (vs FSU, 2/10/19)  
FGA: 5 (vs Duke, 2/21/19)  
3FGM: 1, 2x (last vs Syracuse, 3/9/19)  
3FGA: 2 (vs Syracuse, 3/9/19)  
FTM: 4 (vs Harvard, 11/9/18)  
FTA: 4, 2x (last at Boston College, 2/13/19)  
Ast: 4, 2x (last vs WKU, 12/19/18)  
Blk: 1 (vs Iowa, 11/29/18)  
Stl: 4, 2x (last at Virginia Tech, 1/16/19)  
Min: 30 (vs Drake, 11/23/18)

I AM APPROACHING THIS POST A LITTLE DIFFERENTLY TODAY...

RECENTLY, I HAVE BEEN **DIAGNOSED WITH BILATERAL PULMONARY EMBOLISM**. IN OTHER WORDS, I HAVE A BLOOD CLOT IN EACH OF MY LUNGS. THE AMOUNT OF TIME I WILL BE OUT IS INDEFINITE, BUT I WILL BE **RIGHT ALONGSIDE THIS TEAM FOR EVERY GAME I CANNOT PLAY**.

I AM THANKFUL FOR THE **ENDLESS SUPPORT** AND LOVE FROM MY FAMILY, MY TEAMMATES, MY COACHES, AND MY FRIENDS. THIS IS JUST A BUMP IN THE ROAD.

#SEETHEFUTURE #BLESSED

*Abby Prohaska*



PROHASKA'S OVERALL CAREER STATISTICS

SEASON	TEAM	GP-GS	MIN/AVG	FG-FGA	FG%	3FG-FGA	3FG%	FT-FTA	FT%	OFF	DEF	TOT	AVG	PF-FO	AST	TO	BLK	STL	PTS	AVG
2018-19	ND	38-3	547/14.4	18-49	.367	2-7	.286	20-26	.769	25	44	69	1.8	58-0	43	30	1	30	58	1.5
TOTAL		38-3	547/14.4	18-49	.367	2-7	.286	20-26	.769	25	44	69	1.8	58-0	43	30	1	30	58	1.5



# MARTA SNIEZEK

5-8 // GRADUATE // GUARD

MCLEAN, VIRGINIA

STANFORD // NATIONAL CATHEDRAL

## UPDATE

- Started in all 3 games, averaging 34.8 minutes.
- Averaging 5.3 assists, which ranks 5th in the ACC. Meanwhile, her 1.2 A/T0 ratio ranks 12th.
- Took two charges in the Tennessee game, helping the Irish force 28 turnovers against the Lady Vols.
- Speaking of defense, Sniezek averages 2.0 steals/game.
- In her debut with the Irish, Sniezek started at the point and dished out six assists to go with her three steals.
- Fun Fact: 1-of-9 siblings in her family.
- Fun Fact: In 2015, she was both the Washington D.C. Gatorade Basketball Player of the Year and the Soccer Player of the Year.

## AT STANFORD

- Pac-12 All-Defensive Honorable Mention junior year.
- Led Stanford in assists in 26 games her junior year.
- Handed out 75 assists against just 28 turnovers in the final 16 games of her sophomore year.
- Averaged 5.6 assists in the NCAA Tournament her sophomore year, sixth-best among players that advanced past the first weekend.
- Had a game-high eight assists and no turnovers in Stanford's Elite Eight comeback against No. 2 Notre Dame (3/26).
- Pac-12 All-Freshman Honorable Mention
- Became the eighth Stanford freshman to reach 100 assists (109)

## SEASON BESTS

Pts: 2 (vs Loyola MD, 11/8/19)  
Rebs: 7 (vs Loyola MD, 11/8/19)  
FGM: 1 (vs Tennessee, 11/11/19)  
FGA: 5 (vs Tennessee, 11/11/19)  
3FGM: 1 (vs Tennessee, 11/11/19)  
3FGA: 3 (vs Tennessee, 11/11/19)  
FTM: 3 (vs Tennessee, 11/11/19)  
FTA: 3 (vs Tennessee, 11/11/19)  
Ast: 6, 2x (last vs Loyola MD, 11/8/19)  
Blk: 1 (vs Tennessee, 11/11/19)  
Stl: 3 (at Fordham, 11/5/19)  
Min: 38 (at Fordham, 11/5/19)

## CAREER BESTS

Pts: 13, 2x (last at Washington, 2/23/18)  
Rebs: 10 (vs USC, 12/31/17)  
FGM: 5, 2x (last vs Arizona St, 1/26/18)  
FGA: 12 (vs Belmont, 11/24/17)  
3FGM: 3, 2x (last vs Utah, 2/9/18)  
3FGA: 8 (vs Belmont, 11/24/17)  
FTM: 6, 2x (last vs USC, 3/2/18)  
FTA: 9 (vs Tennessee, 12/16/15)  
Ast: 13 (vs Washington, 3/4/16)  
Blk: 1, 7x (last vs Oregon, 3/4/18)  
Stl: 6 (vs Oregon St, 1/8/17)  
Min: 40 (vs UCLA, 12/29/17)

## SEASON

0 ..... Double-Figure Scoring ..... 9  
0 ..... Double-Figure Rebounds ..... 1

## CAREER

## KEY STATISTICS

ASSISTS	REBOUNDS	STEALS	MINUTES
5.3	5.0	2.0	34.8
LEADS TEAM	5TH ON TEAM	3RD ON TEAM	2ND ON TEAM
5TH IN ACC			4TH IN ACC

## 2019-20 GAME-BY-GAME STATISTICS

Date	Opponent	GS	MIN	FG-A	3P-A	FT-A	RB	PF	A	TO	ST	BL	PTS
11/5	@ Fordham	*	38	0-3	0-0	1-2	0-4-4	0	6	5	3	0	1
11/8	Loyola MD	*	29	0-0	0-0	2-2	0-7-7	3	6	6	2	0	2
11/11	Tennessee	*	37	1-5	0-1	3-3	0-4-4	5	4	2	1	0	5
11/14	Michigan St												
11/20	Toledo												
11/23	@ Michigan												
11/28	vs FGCU												
11/29	vs South Dakota St												
11/30	vs USF												
12/4	Minnesota												
12/8	@ UConn												
12/11	DePaul												
12/29	Clemson												
1/2	@ Pittsburgh												
1/5	@ Syracuse												
1/9	Boston College												
1/12	NC State												
1/16	@ Duke												
1/19	Miami												
1/26	@ Virginia												
1/30	Louisville												
2/2	@ Georgia Tech												
2/6	@ Wake Forest												
2/9	Pittsburgh												
2/13	@ Boston College												
2/16	@ Louisville												
2/20	Virginia Tech												
2/23	Syracuse												
2/27	UNC												
3/1	@ Florida St												

## SNIEZEK'S OVERALL CAREER STATISTICS

SEASON	TEAM	GP-GS	MIN/AVG	FG-FGA	FG%	3FG-FGA	3FG%	FT-FTA	FT%	OFF	DEF	TOT	AVG	PF-FO	AST	TO	BLK	STL	PTS	AVG
2015-16	Stan	35-9	656/18.7	35-99	.354	4-17	.235	28-42	.667	8	48	56	1.6	27-0	109	63	1	21	102	2.9
2016-17	Stan	38-9	948/24.9	56-149	.376	6-20	.300	54-75	.720	6	100	106	2.8	64-0	169	93	3	51	172	4.5
2017-18	Stan	35-32	971/27.7	56-156	.359	20-59	.339	61-90	.678	7	115	122	3.5	68-1	150	78	3	38	193	5.5
2019-20	ND	3-3	104/34.8	1-8	.125	0-1	.000	6-7	.857	0	15	15	5.0	8-1	16	13	0	6	8	2.7
<b>TOTAL FOR ND</b>		<b>3-3</b>	<b>104/34.8</b>	<b>1-8</b>	<b>.125</b>	<b>0-1</b>	<b>.000</b>	<b>6-7</b>	<b>.857</b>	<b>0</b>	<b>15</b>	<b>15</b>	<b>5.0</b>	<b>8-1</b>	<b>16</b>	<b>13</b>	<b>0</b>	<b>6</b>	<b>8</b>	<b>2.7</b>
<b>TOTAL</b>		<b>111-53</b>	<b>2679/24.1</b>	<b>148-412</b>	<b>.359</b>	<b>30-97</b>	<b>.309</b>	<b>149-214</b>	<b>.696</b>	<b>21</b>	<b>278</b>	<b>299</b>	<b>2.7</b>	<b>167-2</b>	<b>444</b>	<b>247</b>	<b>7</b>	<b>116</b>	<b>475</b>	<b>4.3</b>



# NICOLE BENZ

20

5-8 // JUNIOR // GUARD

VALENCIA, CALIF.

WILLIAM S. HART

**SEASON BESTS**

Pts: 2 (vs Loyola MD, 11/8/19)  
 Rebs: 2 (vs Loyola MD, 11/8/19)  
 FGM: 2 (vs Loyola MD, 11/8/19)  
 FGA: 2 (vs Loyola MD, 11/8/19)  
 3FGM: 2 (vs Loyola MD, 11/8/19)  
 3FGA: 2 (vs Loyola MD, 11/8/19)  
 FTM: 2 (vs Loyola MD, 11/8/19)  
 FTA: 2 (vs Loyola MD, 11/8/19)  
 Ast: 2 (vs Loyola MD, 11/8/19)  
 Blk: 2 (vs Loyola MD, 11/8/19)  
 Stl: 2 (vs Loyola MD, 11/8/19)  
 Min: 2 (vs Loyola MD, 11/8/19)

**CAREER BESTS**

Pts: 3 (vs UNC, 2/1/18)  
 Rebs: 3 (vs Harvard, 11/9/18)  
 FGM: 1, 4x (last vs Virginia, 3/3/19)  
 FGA: 2, 7x (last vs Virginia, 3/3/19)  
 3FGM: 1 (vs UNC, 2/1/18)  
 3FGA: 2, 2x (last vs Villanova, 3/18/18)  
 FTM: 2 (vs Harvard, 11/9/18)  
 FTA: 2 (vs Harvard, 11/9/18)  
 Ast: 1, 2x (last at Marquette, 12/22/18)  
 Blk: 1 (vs Harvard, 11/9/18)  
 Stl: 1 (vs Harvard, 11/9/18)  
 Min: 10 (vs Binghamton, 12/16/18)

**UPDATE**


- Was the third walk-on for the Irish for the 2017-18 championship season, where she made 13 appearances on the year.
- Started the 2018-19 season as a student-manager before receiving the call-up once again right before the season opener.
- Recipient of the Elite 90 award at the 2019 Final Four - which recognizes the student-athlete with the highest GPA at a championship event.
- Now 1-of-4 total walk-ons on this year's squad. Benz made her 2019-20 debut in the final two minutes of the Loyola Maryland home opener.

**2019-20 GAME-BY-GAME STATISTICS**

Date	Opponent	GS	MIN	FG-A	3P-A	FT-A	RB	PF	A	TO	ST	BL	PTS
11/5	@ Fordham	DNP											
11/8	Loyola MD	2		0-0	0-0	0-0	0	1	0	0	0	0	0
11/11	Tennessee	DNP											
11/14	Michigan St												
11/20	Toledo												
11/23	@ Michigan												
11/28	vs FGCU												
11/29	vs South Dakota St												
11/30	vs USF												
12/4	Minnesota												
12/8	@ UConn												
12/11	DePaul												
12/29	Clemson												
1/2	@ Pittsburgh												
1/5	@ Syracuse												
1/9	Boston College												
1/12	NC State												
1/16	@ Duke												
1/19	Miami												
1/26	@ Virginia												
1/30	Louisville												
2/2	@ Georgia Tech												
2/6	@ Wake Forest												
2/9	Pittsburgh												
2/13	@ Boston College												
2/16	@ Louisville												
2/20	Virginia Tech												
2/23	Syracuse												
2/27	UNC												
3/1	@ Florida St												

**BENZ'S OVERALL CAREER STATISTICS**

SEASON	TEAM	GP-GS	MIN/AVG	FG-FGA	FG%	3FG-FGA	3FG%	FT-FTA	FT%	OFF	DEF	TOT	AVG	PF-FO	AST	TO	BLK	STL	PTS	AVG
2017-18	ND	13-0	27/2.1	1-7	.143	1-7	.143	0-0	.000	3	6	9	0.7	1-0	0	1	0	0	3	0.2
2018-19	ND	23-0	72/3.1	3-15	.200	0-7	.000	2-2	1.000	2	14	16	0.7	3-0	2	3	0	0	8	0.3
2019-20	ND	1-0	2/1.8	0-0	.000	0-0	.000	0-0	.000	0	0	0	0.0	1-0	0	0	0	0	0	0.0
<b>TOTAL</b>		<b>37-0</b>	<b>101/2.7</b>	<b>4-22</b>	<b>.182</b>	<b>1-14</b>	<b>.071</b>	<b>2-2</b>	<b>1.000</b>	<b>5</b>	<b>20</b>	<b>25</b>	<b>0.7</b>	<b>5-0</b>	<b>2</b>	<b>4</b>	<b>0</b>	<b>0</b>	<b>11</b>	<b>0.3</b>



# ANAYA PEOPLES 21

5-10 // FRESHMAN // GUARD

DANVILLE, ILLINOIS

SCHLARMAN

## UPDATE

• Started all 3 games, averaging 29.0 minutes. Peoples and Brunelle became the first pair of freshmen starters for a season opener since Teresa Borton & Jacqueline Batteast started the 2001-02 season opener.

• Reeled in at least five boards in every game as her 6.3 rebounding average leads the Irish.

• Peoples has been disruptive on defense, averaging 2.3 steals, which co-leads the team and ranks 13th in the ACC.

• Getting to the free-throw line often, as her 20 attempts rank 10th in the country.

• Gilbert & Peoples have played together every summer since they were seven & six years old, respectively. The chemistry between the two was evident against Loyola Maryland as the duo combined for 26 of the team's 44 second half points.

• Tallied 11 points & 7 rebounds in her Irish debut at Fordham. Peoples scored seven of her points in the third quarter. The freshman then grabbed a critical offensive board off a missed free throw with nine seconds left, before returning to the line to ice the 60-55 win.

## PREP

• Ranked No. 21 overall by espnW in Class of 2019 and No. 4 at her position.

• Attended Dan Schlarman High School where she played basketball under her father, Keith Peoples.

• Two-time Illinois Class 1A State champion (2018 & 2019).

• Finished her career with 2,086 points.

• 2019 McDonald's All-American Team // 2019 Jordan Brand Classic member.

• 2019 WCIA3 Sports Girls Basketball Player of the Year.

• IBCA 1A/2A All-State in 2016, 2017 and 2018

• 2018 Naismith All-America honorable mention.

• 2018 USA Today All-Illinois Player of the Year and First Team.

• Guided Schlarman to a 33-2 record and back-to-back state titles as a senior. Averaged 18.8 ppg, 7.9 rpg and 3.7 apg // Averaged 16.9 ppg, 6.7 rpg and 4.7 spg as a junior.

## TEAM USA

• Won the gold medal at the 2018 FIBA Americas with the U18 USA team.

• Started in two of six games and averaged 5.3 ppg and 3.7 rpg, and tied for a team high with 3.0 apg, helping USA to a 6-0 record and the gold medal in Mexico City.

## SEASON BESTS

Pts: 19 (vs Loyola MD, 11/8/19)  
Rebs: 7, 2x (last vs Loyola MD, 11/8/19)  
FGM: 9 (vs Loyola MD, 11/8/19)  
FGA: 14 (vs Loyola MD, 11/8/19)  
3FGM: 1 (vs Tennessee, 11/11/19)  
3FGA: 2 (vs Tennessee, 11/11/19)  
FTM: 5 (at Fordham, 11/5/19)  
FTA: 9 (at Fordham, 11/5/19)  
Ast: 3 (vs Loyola MD, 11/8/19)  
Blk: 2 (vs Loyola MD, 11/8/19)  
Stl: 4 (vs Tennessee, 11/11/19)  
Min: 32 (vs Loyola MD, 11/8/19)

## CAREER BESTS

Pts: 19 (vs Loyola MD, 11/8/19)  
Rebs: 7, 2x (last vs Loyola MD, 11/8/19)  
FGM: 9 (vs Loyola MD, 11/8/19)  
FGA: 14 (vs Loyola MD, 11/8/19)  
3FGM: 1 (vs Tennessee, 11/11/19)  
3FGA: 2 (vs Tennessee, 11/11/19)  
FTM: 5 (at Fordham, 11/5/19)  
FTA: 9 (at Fordham, 11/5/19)  
Ast: 3 (vs Loyola MD, 11/8/19)  
Blk: 2 (vs Loyola MD, 11/8/19)  
Stl: 4 (vs Tennessee, 11/11/19)  
Min: 32 (vs Loyola MD, 11/8/19)

## KEY STATISTICS

POINTS	FG%	REBOUNDS	STEALS
13.0	.441	6.3	2.3
4TH ON TEAM	2ND ON TEAM	LEADS TEAM	CO-LEADS TEAM
	14TH IN ACC		13TH IN ACC

## SEASON

2..... Double-Figure Scoring..... 2


## CAREER

## 2019-20 GAME-BY-GAME STATISTICS

Date	Opponent	GS	MIN	FG-A	3P-A	FT-A	RB	PF	A	TO	ST	BL	PTS
11/5	@ Fordham	*	24	3-9	0-1	5-9	3-4-7	3	1	1	1	0	11
11/8	Loyola MD	*	32	9-14	0-0	1-5	2-5-7	2	3	1	2	2	19
11/11	Tennessee	*	31	3-11	1-2	2-6	1-4-5	2	2	1	4	1	9
11/14	Michigan St												
11/20	Toledo												
11/23	@ Michigan												
11/28	vs FGCU												
11/29	vs South Dakota St												
11/30	vs USF												
12/4	Minnesota												
12/8	@ UConn												
12/11	DePaul												
12/29	Clemson												
1/2	@ Pittsburgh												
1/5	@ Syracuse												
1/9	Boston College												
1/12	NC State												
1/16	@ Duke												
1/19	Miami												
1/26	@ Virginia												
1/30	Louisville												
2/2	@ Georgia Tech												
2/6	@ Wake Forest												
2/9	Pittsburgh												
2/13	@ Boston College												
2/16	@ Louisville												
2/20	Virginia Tech												
2/23	Syracuse												
2/27	UNC												
3/1	@ Florida St												

## PEOPLES' OVERALL CAREER STATISTICS

SEASON	TEAM	GP-GS	MIN/AVG	FG-FGA	FG%	3FG-FGA	3FG%	FT-FTA	FT%	OFF	DEF	TOT	AVG	PF-FO	AST	TO	BLK	STL	PTS	AVG
2019-20	ND	3-3	87/29.0	15-34	.441	1-3	.333	8-20	.400	6	13	19	6.3	7-0	6	3	3	7	39	13.0
<b>TOTAL</b>		<b>3-3</b>	<b>87/29.0</b>	<b>15-34</b>	<b>.441</b>	<b>1-3</b>	<b>.333</b>	<b>8-20</b>	<b>.400</b>	<b>6</b>	<b>13</b>	<b>19</b>	<b>6.3</b>	<b>7-0</b>	<b>6</b>	<b>3</b>	<b>3</b>	<b>7</b>	<b>39</b>	<b>13.0</b>



# DANIELLE COSGROVE 22

6-4 // SOPHOMORE // FORWARD

HOLBROOK, N.Y.

SACHEM EAST

## SEASON BESTS

Pts: 6 (vs Loyola MD, 11/8/19)  
 Rebs: 8 (vs Loyola MD, 11/8/19)  
 FGM: 2 (vs Loyola MD, 11/8/19)  
 FGA: 8, 2x (last vs Tennessee, 11/11/19)  
 3FGM: 1, 2x (last vs Loyola MD, 11/8/19)  
 FTM: 2 (vs Loyola MD, 11/8/19)  
 FTA: 2 (vs Loyola MD, 11/8/19)  
 Ast: 1, 2x (last vs Tennessee, 11/11/19)  
 Blk: 1, 2x (last vs Loyola MD, 11/8/19)  
 Stl: 1 (vs Loyola MD, 11/8/19)  
 Min: 21 (vs Tennessee, 11/11/19)

## CAREER BESTS

Pts: 6, 2x (vs Loyola MD, 11/8/19)  
 Rebs: 8 (vs Loyola MD, 11/8/19)  
 FGM: 2, 5x (last vs Loyola, 11/8/19)  
 FGA: 8, 2x (last vs Tennessee, 11/11/19)  
 3FGM: 2 (vs Binghamton, 12/16/18)  
 3FGA: 4, 2x (last vs Binghamton, 12/16/18)  
 FTM: 2 (vs Loyola MD, 11/8/19)  
 FTA: 2 (vs Loyola MD, 11/8/19)  
 Ast: 2 (vs Western Ky, 12/19/18)  
 Blk: 3 (vs WKU, 12/19/18)  
 Stl: 1, 2x (last vs Loyola MD, 11/8/19)  
 Min: 21 (vs Tennessee, 11/11/19)

## SEASON

0..... Double-Figure Scoring.....0

## CAREER

## UPDATE

- Played in all three games, averaging 17.6 minutes.
- Competed in her most minutes yet in an Irish uniform, logging 21 versus Tennessee. Tallied her first three-pointer of the season to go along with her 3 boards.
- Reeled in a career best 8 rebounds against Loyola Maryland in the home opener on Nov. 8.
- Opened the season in Fordham, less than an hour away from her hometown. Collected two points, one block and two boards.

## 2019-20 GAME-BY-GAME STATISTICS

Date	Opponent	GS	MIN	FG-A	3P-A	FT-A	RB	PF	A	TO	ST	BL	PTS
11/5	@ Fordham	12	1-4	0-1	0-0	0-2-2	0	0	3	0	1	2	
11/8	Loyola MD	20	2-8	0-1	2-2	3-5-8	3	1	1	1	1	6	
11/11	Tennessee	21	1-8	1-3	0-0	2-1-3	3	1	1	0	0	3	
11/14	Michigan St												
11/20	Toledo												
11/23	@ Michigan												
11/28	vs FGCU												
11/29	vs South Dakota St												
11/30	vs USF												
12/4	Minnesota												
12/8	@ UConn												
12/11	DePaul												
12/29	Clemson												
1/2	@ Pittsburgh												
1/5	@ Syracuse												
1/9	Boston College												
1/12	NC State												
1/16	@ Duke												
1/19	Miami												
1/26	@ Virginia												
1/30	Louisville												
2/2	@ Georgia Tech												
2/6	@ Wake Forest												
2/9	Pittsburgh												
2/13	@ Boston College												
2/16	@ Louisville												
2/20	Virginia Tech												
2/23	Syracuse												
2/27	UNC												
3/1	@ Florida St												

## COSGROVE'S OVERALL CAREER STATISTICS

SEASON	TEAM	GP-GS	MIN/AVG	FG-FGA	FG%	3FG-FGA	3FG%	FT-FTA	FT%	OFF	DEF	TOT	AVG	PF-FO	AST	TO	BLK	STL	PTS	AVG
2018-19	ND	27-0	132/4.9	14-48	.292	9-35	.257	0-0	.000	4	14	18	0.7	14-0	5	8	6	1	37	1.4
2019-20	ND	3-0	53/17.6	4-20	.200	1-5	.200	2-2	1.000	5	8	13	4.3	6-0	2	5	2	1	11	3.7
<b>TOTAL</b>		<b>30-0</b>	<b>184/6.1</b>	<b>18-68</b>	<b>.265</b>	<b>10-40</b>	<b>.250</b>	<b>2-2</b>	<b>1.000</b>	<b>9</b>	<b>22</b>	<b>31</b>	<b>1.0</b>	<b>20-0</b>	<b>7</b>	<b>13</b>	<b>8</b>	<b>2</b>	<b>48</b>	<b>1.6</b>



# DESTINEE WALKER 24

5-10 // GRADUATE // GUARD

ORLANDO, FLORIDA

NORTH CAROLINA // LAKE HIGHLAND

## UPDATE

- Started in all 3 games, averaging 37.0 minutes - which leads the ACC.
- Participating in her first full season of basketball since the 2016-17 campaign with the Tar Heels.
- Tennessee post-game press conference, Coach McGraw urged Walker to take more shots in the game.
- Co-leading the team in steals with a 2.3 average.
- Her 20 free-throw attempts rank 10th in the nation. Her 15 made free-throws rank 12th.
- 1-of-14 ACC players with a double-double already this season.
- Scored 13 of her 19 points against Loyola MD in the first half.
- In her Irish debut, Walker stepped up with a 10-point, 10-rebound, double-double in 38 minutes of play. The 10 boards tied her career high.

## AT NORTH CAROLINA

### SENIOR SEASON (2018-19)

- Played in a limited 39 minutes, spanning four games. Averaged 2.5 points.

### JUNIOR SEASON (2017-18)

- Did not compete during the 2017-18 season

### SOPHOMORE SEASON (2016-17)

- Averaged 12.4 points, 3.7 rebounds and 2.0 assists per game in her second season with the Tar Heels
- Scored in double figures on 12 occasions and led the team in scoring four times. Reached the 20-point scoring mark in four games
- Missed the final 10 games of the season due to injury

### FRESHMAN SEASON (2015-16)

- Named to the ACC All-Freshman Team // Earned ACC Rookie of the Week honors (11/23) // Named to the ACC All-Academic Team
- Averaged 13.9 points, 3.7 rebounds and 2.7 assists per game
- ACC Ranks: 1st in minutes played (37.3), 6th in free throw percentage (.813) and 16th in scoring (13.9 ppg)
- Scored in double figures in a team-leading 28 games

## SEASON BESTS

Pts: 19 (vs Loyola MD, 11/8/19)  
Rebs: 10 (at Fordham, 11/5/19)  
FGM: 9 (vs Loyola MD, 11/8/19)  
FGA: 15 (vs Loyola MD, 11/8/19)  
3FGM: 3 (vs Tennessee, 11/11/19)  
3FGA: 7 (vs Tennessee, 11/11/19)  
FTM: 6 (vs Loyola MD, 11/8/19)  
FTA: 7 (vs Loyola MD, 11/8/19)  
Ast: 4 (vs Loyola MD, 11/8/19)  
Blk: 1 (vs Loyola MD, 11/8/19)  
Stl: 4 (vs Tennessee, 11/11/19)  
Min: 38 (at Fordham, 11/5/19)

## CAREER BESTS

Pts: 32 (vs Florida A&M, 11/17/15)  
Rebs: 10, 2x (last at Fordham, 11/5/19)  
FGM: 10, 2x (last vs Iona, 11/21/15)  
FGA: 19, 2x (last at Virginia Tech, 1/2/17)  
3FGM: 5, 2x (last vs Marshall, 12/7/16)  
3FGA: 12 (vs Louisville, 2/4/16)  
FTM: 10 (vs Florida A&M, 11/17/15)  
FTA: 10, 2x (last vs Jacksonville, 12/20/16)  
Ast: 6 (vs Pacific, 11/25/15)  
Blk: 1, 4x (last vs Loyola MD, 11/8/19)  
Stl: 4, 2x (last vs Tennessee, 11/11/19)  
Min: 45 (vs Pitt, 3/2/16)

## KEY STATISTICS

POINTS	REBOUNDS	FT MADE	DOUBLE-DOUBLES
15.7	6.0	15	1
2ND ON TEAM 15TH IN ACC	2ND ON TEAM	LEADS TEAM 12TH IN NATION	LEADS TEAM

## SEASON

3.....	Double-Figure Scoring.....	43
0.....	20-Point Games.....	7
0.....	30-Point Games.....	1
1.....	Double-Doubles.....	2
1.....	Double-Figure Rebounds.....	2


## CAREER

## 2019-20 GAME-BY-GAME STATISTICS

Date	Opponent	GS	MIN	FG-A	3P-A	FT-A	RB	PF	A	TO	ST	BL	PTS
11/5	@ Fordham	*	38	3-9	0-2	4-6	3-7-10	2	0	1	1	0	10
11/8	Loyola MD	*	33	9-15	0-1	6-7	3-3-6	2	4	1	2	1	19
11/11	Tennessee	*	36	5-13	3-7	5-6	1-1-2	3	2	2	4	0	18
11/14	Michigan St												
11/20	Toledo												
11/23	@ Michigan												
11/28	vs FGCU												
11/29	vs South Dakota St												
11/30	vs USF												
12/4	Minnesota												
12/8	@ UConn												
12/11	DePaul												
12/29	Clemson												
1/2	@ Pittsburgh												
1/5	@ Syracuse												
1/9	Boston College												
1/12	NC State												
1/16	@ Duke												
1/19	Miami												
1/26	@ Virginia												
1/30	Louisville												
2/2	@ Georgia Tech												
2/6	@ Wake Forest												
2/9	Pittsburgh												
2/13	@ Boston College												
2/16	@ Louisville												
2/20	Virginia Tech												
2/23	Syracuse												
2/27	UNC												
3/1	@ Florida St												

## WALKER'S OVERALL CAREER STATISTICS

SEASON	TEAM	GP-GS	MIN/AVG	FG-FGA	FG%	3FG-FGA	3FG%	FT-FTA	FT%	OFF	DEF	TOT	AVG	PF-FO	AST	TO	BLK	STL	PTS	AVG
2015-16	UNC	32-31	1194/37.3	160-428	.374	48-180	.267	78-96	.813	31	86	117	3.7	66-0	79	91	2	35	446	13.9
2016-17	UNC	21-20	684/32.6	91-238	.382	39-115	.339	40-55	.727	24	54	78	3.7	48-1	42	45	1	24	261	12.4
2018-19	UNC	4-0	39/9.7	2-7	.286	1-1	1.000	5-6	.833	2	2	4	1.0	4-0	2	2	0	0	10	2.5
2019-20	ND	3-3	111/37.0	14-36	.389	4-13	.308	15-20	.750	6	12	18	6.0	7-0	6	4	1	7	47	15.7
<b>TOTAL FOR ND</b>	<b>3-3</b>	<b>111/37.0</b>	<b>14-36</b>	<b>.389</b>	<b>4-13</b>	<b>.308</b>	<b>15-20</b>	<b>.750</b>	<b>.750</b>	<b>6</b>	<b>12</b>	<b>18</b>	<b>6.0</b>	<b>7-0</b>	<b>6</b>	<b>4</b>	<b>1</b>	<b>7</b>	<b>47</b>	<b>15.7</b>
<b>TOTAL</b>	<b>60-54</b>	<b>2028/33.8</b>	<b>267-709</b>	<b>.377</b>	<b>92-309</b>	<b>.298</b>	<b>138-177</b>	<b>.780</b>	<b>.780</b>	<b>63</b>	<b>154</b>	<b>217</b>	<b>3.6</b>	<b>125-1</b>	<b>129</b>	<b>142</b>	<b>4</b>	<b>66</b>	<b>764</b>	<b>12.7</b>



# MIKKY VAUGHN 30

6-3 // JUNIOR // CENTER

PHILADELPHIA, PENNSYLVANIA

PAUL VI / FRIENDS' CENTRAL

## UPDATE

• Made her first career start for the Irish in the season opener at Fordham. Vaughn was closing in on a double-double with eight points and nine boards in 20 minutes of action before being sidelined with a right knee injury. Vaughn also set a career high in assists with four.

• MRI results confirmed an ACL sprain in her right knee - opposite knee of what she tore in her freshman season.

## SEASON BESTS

Pts: 8 (at Fordham, 11/5/19)  
Rebs: 9 (at Fordham, 11/5/19)  
FGM: 3 (at Fordham, 11/5/19)  
FGA: 6 (at Fordham, 11/5/19)  
3FGM: 3FGA:  
FTM: 2 (at Fordham, 11/5/19)  
FTA: 3 (at Fordham, 11/5/19)  
Ast: 4 (at Fordham, 11/5/19)  
Blk:  
Stl: 1 (at Fordham, 11/5/19)  
Min: 20 (at Fordham, 11/5/19)

## CAREER BESTS

Pts: 12 (vs Harvard, 11/9/18)  
Rebs: 11 (vs BCU, 3/23/19)  
FGM: 6 (vs Harvard, 11/9/18)  
FGA: 9 (vs Mount, 11/11/17)  
3FGM: 3FGA:  
FTM: 4 (vs Binghamton, 12/16/18)  
FTA: 4, 3x (last vs Wake Forest, 1/13/19)  
Ast: 4 (at Fordham, 11/5/19)  
Blk: 4, 2x (last vs Wake Forest, 1/13/19)  
Stl: 2, 2x (last vs Penn, 11/12/18)  
Min: 24 (vs Binghamton, 12/16/18)

## SEASON

0 ..... Double-Figure Scoring..... 3  
0 ..... Double-Figure Rebounds..... 1

## CAREER

## 2019-20 GAME-BY-GAME STATISTICS

Date	Opponent	GS	MIN	FG-A	3P-A	FT-A	RB	PF	A	TO	ST	BL	PTS
11/5	@ Fordham	*	20	3-6	0-0	2-3	2-7-9	0	4	3	1	0	8
11/8	Loyola MD		DNP										
11/11	Tennessee		DNP										
11/14	Michigan St												
11/20	Toledo												
11/23	@ Michigan												
11/28	vs FGCU												
11/29	vs South Dakota St												
11/30	vs USF												
12/4	Minnesota												
12/8	@ UConn												
12/11	DePaul												
12/29	Clemson												
1/2	@ Pittsburgh												
1/5	@ Syracuse												
1/9	Boston College												
1/12	NC State												
1/16	@ Duke												
1/19	Miami												
1/26	@ Virginia												
1/30	Louisville												
2/2	@ Georgia Tech												
2/6	@ Wake Forest												
2/9	Pittsburgh												
2/13	@ Boston College												
2/16	@ Louisville												
2/20	Virginia Tech												
2/23	Syracuse												
2/27	UNC												
3/1	@ Florida St												

## VAUGHN'S OVERALL CAREER STATISTICS

SEASON	TEAM	GP-GS	MIN/AVG	FG-FGA	FG%	3FG-FGA	3FG%	FT-FTA	FT%	OFF DEF	TOT	AVG	PF-FO	AST	TO	BLK	STL	PTS	AVG
2017-18	ND	6-0	79/13.2	23-37	.622	0-0	.000	2-6	.333	14 12	26	4.3	11-0	4	8	7	3	48	8.0
2018-19	ND	38-0	362/9.5	53-101	.525	0-0	.000	19-30	.633	41 49	90	2.4	48-1	7	25	24	10	125	3.3
2019-20	ND	1-1	20/20.3	3-6	.500	0-0	.000	2-3	.667	2 7	9	9.0	0-0	4	3	0	1	8	8.0
<b>TOTAL</b>		<b>45-1</b>	<b>462/10.3</b>	<b>79-144</b>	<b>.549</b>	<b>0-0</b>	<b>.000</b>	<b>23-39</b>	<b>.590</b>	<b>57 68</b>	<b>125</b>	<b>2.8</b>	<b>59-1</b>	<b>15</b>	<b>36</b>	<b>31</b>	<b>14</b>	<b>181</b>	<b>4.0</b>



# SAM BRUNELLE 33

6-2 // FRESHMAN // FORWARD

RUCKERSVILLE, VIRGINIA

WILLIAM MONROE

## UPDATE

• Started all 3 games, averaging 32.7 minutes. Peoples and Brunelle became the first pair of freshmen starters for a season opener since Teresa Borton & Jacqueline Batteast started the 2001-02 season opener.

• Three straight games in double-figures. The last freshman starter to do so... Bri Turner in the 2014-15 season who debuted with four consecutive games in double-figures. Brunelle is averaging 14.0 ppg.

• Season high 16 points against Tennessee (11/12) on six made field goals.

• Impressive debut for the freshman at Fordham, co-leading the Irish in scoring with 14 points, including a pair of threes and a 4-for-4 day from the line. It marked the first time a freshman lead the team in scoring in a season opener since Bri Turner shattered the program record for points in an opener with 29 in 2015.

• A 6-2 forward who doubles as Notre Dame's biggest threat from beyond the arc. Last spring, Brunelle won the three-point shooting contest at the McDonald's All-America game.

• Fun Fact: Can make a perfect cricket noise with her mouth.

• Fun Fact: Wants to go into broadcasting - will be hosting a segment in the Muffet McGraw Radio Show this year.

## High School

- Ranked No. 6 overall by ESPNW in Class of 2019, reaching as high as No. 1.
- Attended William Monroe High School.
- Two-time Naismith High School All-American (Second Team in 2019 / Third Team in 2018)
- 2019 McDonald's High School All-American
- 2018 Gatorade Virginia Player of the Year // 2018 USA Today Virginia Player of the Year // USA Today Second Team USA in 2018 // 2018 MaxPreps High School All-America Third Team // Three-time All-State selection
- Finished her prep career with 2,229 points and 1,272 rebounds.
- Injured for about half her senior year in 2018-19, but still averaged 17.6 ppg and 10.3 rpg. William Monroe went on to win its first regional championship since 1987, when her mother, Katie, was on the team.
- As a junior, she started all 25 games and averaged 30.0 points, 15.6 rebounds and 3.5 assists per game. Guided William Monroe to its first playoff appearance since 1988 (reaching state quarterfinals with a 23-2 record), posting a trio of 40-point games along the way.

## Team USA

- Member of the U16, U17, U18 USA national basketball teams.
- Three-time gold medalist with Team USA and winner of one bronze.
- Won a pair of international gold medals in 2018 – winning the 3x3 title at the Youth Olympic Games in Argentina and the 5x5 title at the FIBA U17 World Cup in Belarus. Prior, she won at the 2017 FIBA Americas U16 Championship in Argentina. Won bronze at the 2016 FIBA U17 World Cup in Spain.
- Played twice in the USA vs Canada Ballin' Across Borders Global Game
- Selected as one of six USA Basketball participants in the 2019 NCAA Next Generation at the NCAA Final Four in Tampa, Florida.

## SEASON BESTS

Pts: 16 (vs Tennessee, 11/11/19)  
Rebs: 9 (vs Loyola MD, 11/8/19)  
FGM: 6, 2x (last vs Tennessee, 11/11/19)  
FGA: 18 (vs Tennessee, 11/11/19)  
3FGM: 2, 2x (last vs Tennessee, 11/11/19)  
3FGA: 11 (vs Tennessee, 11/11/19)  
FTM: 4 (at Fordham, 11/5/19)  
FTA: 4 (at Fordham, 11/5/19)  
Ast: 3, 2x (last vs Loyola MD, 11/8/19)  
Blk: 2 (vs Loyola MD, 11/8/19)  
Stl: 2 (at Fordham, 11/5/19)  
Min: 34 (vs Loyola MD, 11/8/19)

## CAREER BESTS

Pts: 16 (vs Tennessee, 11/11/19)  
Rebs: 9 (vs Loyola MD, 11/8/19)  
FGM: 6, 2x (last vs Tennessee, 11/11/19)  
FGA: 18 (vs Tennessee, 11/11/19)  
3FGM: 2, 2x (last vs Tennessee, 11/11/19)  
3FGA: 11 (vs Tennessee, 11/11/19)  
FTM: 4 (at Fordham, 11/5/19)  
FTA: 4 (at Fordham, 11/5/19)  
Ast: 3, 2x (last vs Loyola MD, 11/8/19)  
Blk: 2 (vs Loyola MD, 11/8/19)  
Stl: 2 (at Fordham, 11/5/19)  
Min: 34 (vs Loyola MD, 11/8/19)

## KEY STATISTICS

POINTS	REBOUNDS	O-REBOUNDS	3PT FG ATTEMPTED
14.0	5.7	2.0	22
3RD ON TEAM	3RD ON TEAM	CO-LEADS TEAM	LEADS TEAM
			9TH IN NATION

## SEASON

3 ..... Double-Figure Scoring ..... 3

## CAREER

## 2019-20 GAME-BY-GAME STATISTICS

Date	Opponent	GS	MIN	FG-A	3P-A	FT-A	RB	PF	A	TO	ST	BL	PTS
11/5	@ Fordham	*	33	4-12	2-6	4-4	2-3-5	3	3	5	2	0	14
11/8	Loyola MD	*	34	6-15	0-5	0-0	3-6-9	1	3	4	0	2	12
11/11	Tennessee	*	32	6-18	2-11	2-2	1-2-3	4	0	3	1	0	16
11/14	Michigan St												
11/20	Toledo												
11/23	@ Michigan												
11/28	vs FGCU												
11/29	vs South Dakota St												
11/30	vs USF												
12/4	Minnesota												
12/8	@ UConn												
12/11	DePaul												
12/29	Clemson												
1/2	@ Pittsburgh												
1/5	@ Syracuse												
1/9	Boston College												
1/12	NC State												
1/16	@ Duke												
1/19	Miami												
1/26	@ Virginia												
1/30	Louisville												
2/2	@ Georgia Tech												
2/6	@ Wake Forest												
2/9	Pittsburgh												
2/13	@ Boston College												
2/16	@ Louisville												
2/20	Virginia Tech												
2/23	Syracuse												
2/27	UNC												
3/1	@ Florida St												

## BRUNELLE'S OVERALL CAREER STATISTICS

SEASON	TEAM	GP-GS	MIN/AVG	FG-FGA	FG%	3FG-FGA	3FG%	FT-FTA	FT%	OFF DEF	TOT AVG	PF-FO	AST TO	BLK STL	PTS	AVG
2019-20	ND	3-3	98/32.7	16-45	.356	4-22	.182	6-6	1.000	6 11	17 5.7	8-0	6 12	2 3	42	14.0
<b>TOTAL</b>		<b>3-3</b>	<b>98/32.7</b>	<b>16-45</b>	<b>.356</b>	<b>4-22</b>	<b>.182</b>	<b>6-6</b>	<b>1.000</b>	<b>6 11</b>	<b>17 5.7</b>	<b>8-0</b>	<b>6 12</b>	<b>2 3</b>	<b>42</b>	<b>14.0</b>



# KATIE KEYES

40

5-11 // FRESHMAN // FORWARD

RIDGEWOOD, NEW JERSEY

RIDGEWOOD

**SEASON BESTS**

Pts:  
Rebs:  
FGM:  
FGA:  
3FGM:  
3FGA:  
FTM:  
FTA:  
Ast:  
Blk:  
Stl:  
Min: 1 (vs Loyola MD, 11/8/19)

**CAREER BESTS**

Pts:  
Rebs:  
FGM:  
FGA:  
3FGM:  
3FGA:  
FTM:  
FTA:  
Ast:  
Blk:  
Stl:  
Min: 1 (vs Loyola MD, 11/8/19)

**UPDATE**

- 1-of-3 walk-ons added to this year's team - 4 walk-ons in total.
- Made her Irish debut against Loyola MD in the final minute of action.
- Daughter of Karen & Kevin Keyes – Karen graduated the NDWBB program as the all-time leading scorer in 1991.
- Attended Ridgewood High School
- Lettered four years in basketball playing both guard and forward
- Was the runner-up in the State Sectional Championship in both her junior and senior year
- 2018 First Team All-League
- Lettered three years in track & field – ran the mile and two mile – League Champions
- Also lettered three years in cross country – All-County and All-State honors
- Favorite athlete is Jordan Spieth
- Majoring in Economics

**2019-20 GAME-BY-GAME STATISTICS**

Date	Opponent	GS	MIN	FG-A	3P-A	FT-A	RB	PF	A	TO	ST	BL	PTS
11/5	@ Fordham		DNP										
11/8	Loyola MD		1	0-0	0-0	0-0	0	0	0	1	0	0	0
11/11	Tennessee		DNP										
11/14	Michigan St												
11/20	Toledo												
11/23	@ Michigan												
11/28	vs FGCU												
11/29	vs South Dakota St												
11/30	vs USF												
12/4	Minnesota												
12/8	@ UConn												
12/11	DePaul												
12/29	Clemson												
1/2	@ Pittsburgh												
1/5	@ Syracuse												
1/9	Boston College												
1/12	NC State												
1/16	@ Duke												
1/19	Miami												
1/26	@ Virginia												
1/30	Louisville												
2/2	@ Georgia Tech												
2/6	@ Wake Forest												
2/9	Pittsburgh												
2/13	@ Boston College												
2/16	@ Louisville												
2/20	Virginia Tech												
2/23	Syracuse												
2/27	UNC												
3/1	@ Florida St												

**KEYES' OVERALL CAREER STATISTICS**

SEASON	TEAM	GP-GS	MIN/AVG	FG-FGA	FG%	3FG-FGA	3FG%	FT-FTA	FT%	OFF	DEF	TOT	AVG	PF-FO	AST	TO	BLK	STL	PTS	AVG
2019-20	ND	1-0	1/1.5	0-0	.000	0-0	.000	0-0	.000	0	0	0	0.0	0-0	0	1	0	0	0	0.0
<b>TOTAL</b>		<b>1-0</b>	<b>1/1.5</b>	<b>0-0</b>	<b>.000</b>	<b>0-0</b>	<b>.000</b>	<b>0-0</b>	<b>.000</b>	<b>0</b>	<b>0</b>	<b>0</b>	<b>0.0</b>	<b>0-0</b>	<b>0</b>	<b>1</b>	<b>0</b>	<b>0</b>	<b>0</b>	<b>0.0</b>



## LAST TIME NOTRE DAME ...

### SCORING

Player scored 25 points  
 Player scored 30 points  
 Player scored 35 points  
 Player scored 40 points  
 Player came off bench and scored 20 points  
 Two players scored 20 points  
 Three players scored 20 points  
 Three players scored 20 points/consecutive games  
 Two players scored 25 points  
 Player scored 25 points/consecutive games  
 None in double figures  
 One in double figures  
 Six in double figures  
 Seven in double figures  
 Eight in double figures  
 ND scored 55 points/half  
 ND scored 60 points/half  
 ND scored 50 points in both halves  
 ND scored 100 points/game  
 ND scored 100 points/home game  
 ND scored 100 points/neutral site  
 ND scored 100 points/conference game  
 ND scored fewer than 15 points/half  
 ND scored fewer than 20 points/half  
 ND scored fewer than 50 points/game

See 30  
 Arike Ogunbowale (31) vs Baylor, 4/7/19 (Tampa)  
 Jessica Shepard (39) vs DePaul, 12/17/17  
 Jewell Loyd (41) at DePaul, 12/10/14  
 Jackie Young (22), vs. Virginia, 3/3/19  
 Arike Ogunbowale (31) & Marina Mabrey (21), vs Baylor, 4/7/19 (Tampa)  
 Jessica Shepard (30), Jackie Young (21), Brianna Turner (20) vs Louisville, 3/10/19 (Greensboro, N.C.)  
 Arike Ogunbowale (30), Jessica Shepard (24), Marina Mabrey (23) vs CSUN, 3/16/18; Arike Ogunbowale (24), Jessica Shepard (25), Jackie Young (24) vs. Villanova, 3/18/18  
 Arike Ogunbowale (27) & Jessica Shepard (26) vs FSU, 2/10/19  
 Arike Ogunbowale (27 vs. Georgia Tech, 2/11/18; 27 at Virginia, 2/15/18)  
 at Seton Hall, 2/8/04  
 Brianna Turner (25) vs. Duke, 1/26/17  
 Arike Ogunbowale (13), Brianna Turner (14), Jessica Shepard (18), Mikayla Vaughn (10), Marina Mabrey (21), Jackie Young (21) vs Binghamton, 12/16/18  
 See eight in double figures  
 Devereaux Peters (20), Natalie Achonwa (19), Kaila Turner (14), Natalie Novosel (13), Skylar Diggins (11), Brittany Mallory (11), Kayla McBride (11) and Markisha Wright (11) vs. Pittsburgh, 1/17/12  
 58 (2nd half) vs Stanford, 4/1/19 (Chicago)  
 60 (1st half) vs Pitt, 1/3/19  
 50 (1st) & 53 (2nd) vs. Harvard, 11/9/18  
 103 vs Virginia, 3/3/19  
 See 100 points  
 100 vs. Duquesne, 12/1/13 (@ Toronto, Ontario)  
 103 vs Virginia, 3/3/19  
 11 (1st half) at West Virginia, 1/13/08  
 17 (1st half) at Connecticut, 4/1/18  
 44 at Connecticut, 3/8/10

### FIELD GOAL SHOOTING

Player made every shot from the field (min. 7)  
 ND shot 55 percent/consecutive games  
 ND shot 60 percent/game  
 ND shot 65 percent/game  
 ND shot 70 percent/game  
 ND shot below 25 percent/game  
 ND shot below 30 percent/game  
 ND shot below 35 percent/game  
 ND shot below 35 percent/game and won  
 ND shot 65 percent/half  
 ND shot 70 percent/half  
 ND shot 75 percent or greater/half  
 ND shot below 25 percent/half  
 ND shot below 30 percent/half

Jessica Shepard (8-8) vs Binghamton, 12/16/18  
 56.7 (38-67) at Syracuse, 2/25/19; 55.1 (38-69) vs Virginia, 3/3/19, 58.0 (40-69) vs North Carolina, 3/8/19 (Greensboro, N.C.)  
 61.4 (35-57) vs Lehigh, 12/30/18  
 69.8 (37-53) vs WKU, 12/19/18  
 70.2 (40-57) at Mercer, 12/30/11  
 24.5 (13-53) at West Virginia, 1/13/08  
 29.7 (22-74) vs. Connecticut, 4/7/13 (@ New Orleans, La.)  
 31.4 (22-70) vs. Tennessee, 11/11/19  
 34.8 (23-66) vs. South Florida, 3/10/13 (@ Hartford, Conn.)  
 69.2 (18-26) at Syracuse, 2/25/19  
 See 75  
 .758 (22-29), 2nd half at Clemson, 1/31/19  
 24.0 (6-25), 1st half at Miami, 1/8/15  
 28.9 (11-38), 1st half vs Tennessee, 11/11/19

### THREE-POINT SHOOTING

Player made 4 three-pointers/half  
 Player made 5 three-pointers/half  
 Player made 5 three-pointers  
 Player made 6 three-pointers  
 Player made 7 three-pointers  
 Player made 8 three-pointers  
 Player attempted 10 three-pointers  
 ND made 10 three-pointers  
 ND did not make a three-pointer  
 ND attempted 20 three-pointers  
 ND shot 60 percent 3FG (min. 5 att.)

See 5/half  
 Marina Mabrey (1st half) vs Texas A&M, 3/24/18 (Spokane, Wash.)  
 Arike Ogunbowale vs North Carolina, 3/8/19 (Greensboro, N.C.)  
 Arike Ogunbowale vs Virginia, 3/3/19  
 Marina Mabrey vs Texas A&M, 3/24/18 (Spokane, Wash.)  
 Sheila McMillen vs. St. John's, 2/28/98 (@ Piscataway, N.J.)  
 Sam Brunelle (11) vs Tennessee, 11/11/19  
 13 vs Virginia, 3/3/19  
 vs. Saint Joseph's (Pa.), 12/21/14  
 25 vs Tennessee, 11/11/19  
 66.7 (8-12) vs WKU, 12/19/18

### FREE-THROW SHOOTING

Player made 10 free-throws  
 Player made 15 free-throws  
 Player attempted 15 free-throws  
 Player made 10 for 10 or better  
 ND shot 90 percent (min. 10 att.)  
 ND shot below 50 percent (min. 10 att.)  
 ND made 30 free-throws  
 ND made fewer than five FTs  
 ND attempted 40 free-throws  
 ND attempted fewer than five FTs

Arike Ogunbowale (12) vs Louisville, 1/10/19  
 Jewell Loyd (15) at DePaul, 12/10/14  
 Brianna Turner (16) at North Carolina, 1/15/15  
 12-12 by Arike Ogunbowale vs Louisville, 1/10/19  
 93.8 (15-16) vs Stanford, 4/1/19 (Chicago)  
 46.7 (7-15) at Georgia Tech, 1/6/19  
 31 (attempted 46) vs. UCLA, 11/28/15 (@ Freeport, Bahamas)  
 4 (attempted 7) vs. Wake Forest, 1/5/17  
 46 (made 31) vs. UCLA, 11/28/15 (@ Freeport, Bahamas)  
 2 (made 2) at Connecticut, 3/8/10

### REBOUNDS

Player had 15 rebounds  
 Player had 20 rebounds  
 Two players had double-figure rebounds  
 Three players had double-figure rebounds  
 ND had 50 rebounds  
 ND had 25 offensive rebounds  
 ND had 30 offensive rebounds

Brianna Turner (15) vs UConn, 4/5/19 (Tampa)  
 Natalie Achonwa (20) vs. South Florida, 3/10/13 (@ Hartford, Conn.)  
 Brianna Turner (12) & Jessica Shepard (10), vs Baylor, 4/7/19 (Tampa)  
 Jessica Shepard (12), Kathryn Westbeld (10), and Jackie Young (10) vs Marquette, 12/20/17  
 50 vs Loyola Maryland, 11/8/19  
 25 vs Iowa, 11/29/18  
 30 vs Longwood, 12/28/11

### DOUBLE-DOUBLES

Points & rebounds/3 consecutive games  
 Points & rebounds/4 consecutive games

Points & rebounds/5 consecutive games

Points & assists  
 Rebounds & assists  
 Points & assists/consecutive games  
 Two players had double-doubles

Three players had double-doubles  
 20+ points and 10+ rebounds  
 30+ points and 10+ rebounds  
 40+ points and 10+ rebounds  
 15 points and 15 rebounds  
 20 points and 20 rebounds

See 4  
 Jessica Shepard (24/14) vs Texas A&M, 3/30/19; (11/14) vs Stanford, 4/1/19; (20/13) vs UConn, 4/5/19; (11/10) vs Baylor, 4/7/19  
 Jessica Shepard (17/10) vs Florida State, 3/3/18; (23/10) vs Louisville, 3/4/18; (24/10) vs CSUN, 3/16/18; (25/10) vs Villanova, 3/18/18; (13/10) vs Texas A&M, 3/24/18 (Spokane, Wash.)  
 Marina Mabrey (12/12) vs UConn, 4/5/19 (Tampa)  
 Lindsay Allen (11/10) vs. Virginia 1/29/17  
 Niele Ivey (12/10) at Valparaiso, 11/17/00; (14/11) vs. Arizona, 11/20/00  
 Jessica Shepard (11p/10r) & Brianna Turner (12p/12r) vs Baylor, 4/7/19 (Tampa)  
 Jessica Shepard (20p/13r), Brianna Turner (15p/15r), Marina Mabrey (12p/12a), vs UConn, 4/5/19 (Tampa)  
 Jessica Shepard (20p/13r) vs UConn, 4/5/19 (Tampa)  
 Jessica Shepard vs Louisville, 3/10/19 (Greensboro, N.C.)  
 Jewell Loyd (41/12) vs DePaul, 12/10/14  
 Brianna Turner (15p/15r) vs UConn, 4/5/19 (Tampa)  
 Natalie Achonwa (20/20) vs. South Florida, 3/10/13 (@ Hartford, Conn.)

### TRIPLE DOUBLES (8 in school history)

Jackie Young (22p/10r/11a) vs Virginia, 3/3/19  
 Jackie Young (16p/12r/10a) at Tennessee, 1/24/19  
 Lindsay Allen (11p/11r/12a) at Chattanooga, 12/27/16  
 Marina Mabrey (18p/10a/12s) at Valparaiso, 11/23/15  
 Skylar Diggins (17p/10r/10a) at DePaul, 2/24/13  
 Skylar Diggins (22p/10r/11a) vs. Maryland, 3/27/12 (@ Raleigh, N.C.)  
 Sara Liebscher (17p/12r/10a) vs. Detroit, 2/15/90  
 Mary Gavin (11p/14a/10s) vs. Marquette, 1/31/87

### ASSISTS

Player had 10 assists  
 Player had 10 assists/consecutive games  
 Player had 15 assists  
 ND had 30 assists  
 ND had fewer than 10 assists  
 ND had fewer than 5 assists

Marina Mabrey (12), vs UConn, 4/5/19 (Tampa)  
 Jackie Young - 12 at Syracuse, 2/25/19; 11 vs Virginia, 3/3/19  
 Mary Gavin (17) at Marquette, 2/28/87  
 30 at Georgia Tech, 1/6/19  
 8 vs Mississippi State, 4/1/18 (Columbus, Ohio)  
 3 vs. Villanova, 3/8/09 (@ Hartford, Conn.)

### BLOCKED SHOTS

Player blocked 5 shots  
 Player blocked 6 shots  
 Player blocked 7 shots  
 Player blocked 10 shots  
 ND blocked 10 shots  
 ND blocked 15 shots  
 ND blocked 0 shots

Brianna Turner (5) vs UConn, 4/5/19  
 Jessica Shepard (6) at Penn, 12/9/17  
 Brianna Turner (7) vs. Boston College, 2/23/17  
 Amanda Barksdale (11) vs. Boston College, 2/10/02  
 12 vs WKU, 12/19/18  
 16 vs. Boston College, 2/10/02  
 vs. Boston College, 1/14/18

### STEALS

Player had 5 steals  
 Player had 10 steals  
 ND had 20 steals

Marina Mabrey (5) vs. Duke, 2/21/19  
 Marina Mabrey (12) at Valparaiso, 11/23/15  
 21 vs. Saint Francis (Pa.), 12/31/12

### TURNOVERS

ND committed 25 or more  
 ND committed 25 or more and won  
 ND committed 30 or more  
 ND committed 10 or fewer  
 ND committed 10 or fewer/consecutive games  
 ND committed 5 or fewer

25 at DePaul, 11/17/18  
 See 25 or more  
 30 at West Virginia, 2/22/11  
 10 vs Baylor, 4/7/19 (Tampa)  
 9 vs Texas A&M, 3/30/19 (Chicago); 7 vs Stanford, 4/1/19 (Chicago); 9 vs UConn, 4/5/19 (Tampa); 10 vs Baylor, 4/7/19 (Tampa)  
 5 vs. Louisville, 3/4/17 (@ Conway, S.C.)



## MISCELLANEOUS

Led team in points/rebounds/assists

Hit "final minute" game-winning shot

Four-point play

Made shot from midcourt or beyond

Played every minute

Played more than 40 minutes

ND rallied from 10-point deficit to win

ND rallied from 15-point deficit to win

ND rallied from 20-point deficit to win

ND scored 20 straight points

ND scored 25 straight points

ND scored 30 straight points

Jackie Young (18p/13r/5a) vs Syracuse, 3/9/19

Arike Ogunbowale (OT - 0:01), vs UConn, 3/30/18 (Columbus, Ohio);  
Arike Ogunbowale (4Q - 0:01), vs Mississippi State, 4/1/18 (Columbus, Ohio).

Madison Cable (9:52, 2nd half) vs. Wake Forest, 2/1/15

Arike Ogunbowale (50 feet at 0:00, 2nd half) vs. Louisville, 3/4/18

Jessica Shepard & Arike Ogunbowale vs Baylor, 4/7/19 (Tampa)  
Marina Mabrey & Arike Ogunbowale vs UConn in OT (45 min), 3/30/18 (Columbus, Ohio)

Trailed Oregon State, 38-24 (7:53 - 2nd), won 91-81, 11/24/18 (Vancouver)  
Trailed Mississippi State, 40-25 (6:41, 3rd), won 61-58, 4/1/18 (Columbus, Ohio)

Trailed vs Tennessee, 37-14 (7:03 - 2nd); won 84-70, 1/18/18

22-0 run vs. Duke, 2/21/19

25-0 run vs. Bethune-Cookman, 3/23/19

36-0 run vs. Southeast Missouri State, 1/2/11

## OVERTIME

ND played an OT game

ND played multiple overtimes

ND won an OT game

ND won an OT game at home

ND won an OT game on the road

ND lost an OT game

vs UConn (W, 91-89), 3/30/18 (Columbus, Ohio)

vs. Connecticut (W, 96-87, 3ot), 3/4/13

vs UConn (W, 91-89), 3/30/18 (Columbus, Ohio)

See played an OT game

vs UConn (W, 91-89), 3/30/18 (Columbus, Ohio)

vs. UCLA (L, 86-83, 2ot), 11/18/10

## RANKINGS

Played the No. 1 team in the AP poll

Played the No. 1 team in the WBCA/USA Today poll

Defeated top-5 opponent

Defeated top-10 opponent

Defeated top-10 opponent at home

Defeated top-10 opponent on the road

Defeated top-10 opponent by double digits

vs Baylor (L, 82-81), 4/7/19 (Tampa)

vs Baylor (L, 82-81), 4/7/19 (Tampa)

vs #3 Louisville (W, 99-79), 3/10/19 (Greensboro, N.C.)

vs #6 Stanford (W, 84-68), 4/1/19 (Chicago, Ill.)

#2 Louisville (W, 82-68), 1/10/19

#10 NC State (W, 95-72), 2/18/19

s #6 Stanford (W, 84-68), 4/1/19 (Chicago, Ill.)

## SCORING MARGINS

ND won by 40-plus points

ND won by 50-plus points

ND won by 60-plus points

ND won by 70-plus points

ND lost by 10-19 points

ND lost by 10-19 at home

ND lost by 10-19 points on the road

ND lost by 10-19 points at a neutral site

ND lost by 20-29 points

ND lost by 20-29 points at home

ND lost by 20-29 points on the road

ND lost by 30-plus points

42 --- ND 92, Bethune-Cookman 50, 3/23/19

50 --- ND 97, Boston College 47, 2/13/19

60 --- at ND 114, Valparaiso 54, 12/4/16

75 --- at ND 104, Holy Cross 29, 11/23/14

11 --- Tennessee 74, ND 63, 11/11/19

11 --- Tennessee 74, ND 63, 11/11/19

10 --- at Connecticut 91, ND 81, 12/5/15

10 --- Connecticut 63, ND 53, 4/7/15 (@ Tampa, Fla.)

21 --- Connecticut 79, ND 58, 4/8/14 (@ Nashville, Tenn.)

25 --- Connecticut 76, at ND 51, 3/1/10

21 --- at Connecticut 78, ND 57, 2/19/11

33 --- at Louisville 100, ND 67, 1/11/18

## LAST TIME OPPONENT ...

## SCORING

Player scored 25 points

Player scored 30 points

Player scored 35 points

Two players scored 20 points

Three players scored 20 points

Two players scored 25 points

None in double figures

Five in double figures

Six in double figures

Scored 50 points/half

Scored 55 points/half

Scored 60 points/half

Scored 100 points/game

Scored 100 points/non-conference game

Scored fewer than 15 points/half

Scored fewer than 20 points/half

Scored fewer than 40 points/game

See 30

Rennia Davis (33), Tennessee, 11/11/19

Chennedy Carter (35), Texas A&M, 3/30/19 (Chicago)

Chloe Jackson (26) & Kalani Brown (20), Baylor, 4/7/19 (Tampa)

Channon Fluker (25), Destiny Brooks (24) and Tessa Boagni (23), CSUN, 3/16/18

Brittney Griner (32) and Odyssey Sims (25) at Baylor, 11/20/11

vs Pitt, 1/3/19

Gabby Williams (12), Napheesa Collier (24), Kia Nurse (10), Katie

Lou Samuelson (16) and Azura Stevens (19), vs UConn, 3/30/18

(Columbus, Ohio)

Erika Davenport (19), Danielle King (12), Natisha Hiedeman (12),

Allazia Blockton (20), Amani Wilborn (10), Isabelle Spingola (12),

Marquette, 12/20/17

50 (1st half), vs Oregon State, 11/24/18

56 (1st half), at Louisville, 1/11/18

63 (2nd half), Northwestern State, 3/24/95 (@ Amarillo, Texas)

100, at Louisville, 1/11/18

103, Northwestern State, 3/24/95 (@ Amarillo, Texas)

13 (1st half), Georgia Tech, 2/3/19

19 (1st half), Bethune-Cookman, 3/23/19

37, vs Clemson, 1/21/18

## FIELD GOAL SHOOTING

Shot 55 percent/game

Shot 60 percent/game

Shot below 20 percent/game

Shot below 25 percent/game

Shot below 30 percent/game

Shot 55 percent/half

Shot 60 percent/half

Shot 65 percent/half

Shot 70 percent/half

Shot below 20 percent/half

Shot below 25 percent/half

56.9 (29-51), vs Tennessee, 1/18/18

65.1 (41-63), at Louisville, 1/11/18

18.6 (11-59), Holy Cross, 11/23/14

24.1 (14-58), at Georgia Tech, 1/2/17

28.6 (18-63), Wake Forest, 1/13/19

58.8 (20-34), 1st half, vs Oregon, 3/26/18 (Spokane, Wash.)

62.5 (20-32), 1st half vs Baylor, 4/7/19 (Tampa)

68.2 (15-22), 2nd half by Texas A&M, 4/5/11 (@ Indianapolis, Ind.)

71.8 (23-32), 1st half at Louisville, 1/11/18

14.7 (5-34), 1st half vs Georgia Tech, 2/3/19

25.0 (9-36), 1st half, Loyola Maryland, 11/8/19

## THREE-POINT SHOOTING

Player made 5 three-pointers

Player made 6 three-pointers

Player made 7 or more three-pointers

Player attempted 10 three-pointers

Made 10 three-pointers

Did not make a three-pointer

Attempted 30 three-pointers

Shot 50 percent 3FG (min. 5 att.)

Shot 60 percent 3FG (min. 5 att.)

Rennia Davis (5), Tennessee, 11/11/19

See 7

Chennedy Carter (7), Texas A&M, 3/30/19 (Chicago)

Bre Cavanaugh (2-12), Fordham, 11/5/19

10, vs Stanford, 4/1/19

Duke, 2/16/15

38, Fordham, 11/5/19

50.0 (10-20) vs Duke, 2/21/19

64.7 (11-17) at Louisville, 1/11/18

## FREE-THROW SHOOTING

Player made 10 free-throws

Player made 15 free-throws

Player attempted 15 free-throws

Player made 10 for 10 or better

Shot 90 percent (min. 10 att.)

Shot below 50 percent (min. 10 att.)

Made 30 free-throws

Made 5 or fewer FTs

Attempted 40 free-throws

Attempted fewer than five FTs

Asia Durr (10), Louisville, 1/10/19

Nok Duany (15) at Georgetown, 2/23/02

Brittany Hrynok (16) at DePaul, 12/10/14

Allisha Gray (10-10) at North Carolina, 1/15/15

90.9 (10-11), at N.C. State, 2/18/19

50.0 (6-12), Loyola Maryland, 11/8/19

32 (attempted 37), Illinois, 11/24/98

1 (attempted 2), Fordham, 11/5/19

45 (made 28), at South Florida, 1/13/07

2 (made 1), Fordham, 11/5/19

## REBOUNDS

Player had 15 rebounds

Player had 20 rebounds

Two players had double-figure rebounds

Three players had double-figure rebounds

Had 50 rebounds

Out-rebounded ND by 10 or more

Trinity Baptiste (16) at Virginia Tech, 1/16/19

Wendy Scholtens (20) at Vanderbilt, 1/8/89

Rennia Davis (10) & Jazmine Massengill (13), Tennessee, 11/11/19

Aurora Adams (16), Brenda McCunn (11) and Paula Langseth (10),

Hawaii, 3/22/81 (@ Anchorage, Alaska)

55, Tennessee, 11/11/19

27, Tennessee, 11/11/19

## DOUBLE-DOUBLES

Points & assists

Points & steals

Two players had double-doubles

Three players had double-doubles

15 points and 15 rebounds

20 points and 10 rebounds

20 points and 20 rebounds

30 points and 10 rebounds

Paris Kea (30p/10a) at North Carolina, 1/27/19

Alexis Jones (16/10) at Duke, 2/2/14

Emese Hof (21p/13r) and Beatrice Mompremier (18p/12r) at Mi-

ami, 2/7/19

Mary Raese (24p/10r), Mary Westerwelle (11p/10r) and Netra Mc-

Grew (10p/10a), Idaho, 3/21/86 (@ Amarillo, Texas)

Napheesa Collier (16/15), UConn, 12/2/18

Kalani Brown (20/13), Baylor, 4/7/19 (Tampa)

Wendy Scholtens (29/20) at Vanderbilt, 1/8/89

Myisha Hines-Allen (31/12) at Louisville, 1/11/18

## TRIPLE-DOUBLES

Points, rebounds, assists

Points, rebounds, steals

Liad Suez-Karni (14p/10r/10a), Villanova, 2/7/06

Diana Vines (23p/11r/12s) at DePaul, 1/24/89

## ASSISTS

Player had 10 assists

Player had 15 assists

Had 25 assists

Had 30 assists

Had fewer than 10 assists

Had 5 or fewer assists

Paris Kea (10), at North Carolina, 1/27/19

Veronica Pettry (16) at Loyola-Chicago, 2/18/89

25, at Louisville, 1/11/18

30 at Loyola-Chicago, 2/18/89

9, vs Mississippi State, 4/1/18 (Columbus, Ohio)

5, vs ETSU, 11/24/17 (@ Estero, Fla.)

## BLOCKED SHOTS

Player blocked 5 shots

Blocked 10 shots

Blocked 15 shots

Blocked 0 shots

Jassany Williams (9) at Miami, 1/8/15

12, Tennessee, 11/11/19

16 at Connecticut, 1/27/07

Binghamton, 12/16/18



## STEALS

Player had 5 steals  
 Player had 6 steals  
 Player had 7 steals  
 Player had 10 steals  
 Had 15 steals  
 Had 20 steals

J'Kyra Brown, Virginia, 1/29/17  
 see player had seven steals  
 Kala Green, North Carolina A&T, 3/19/16  
 Alexis Jones at Duke, 2/2/14  
 16 at Duke, 2/2/14  
 24, Georgetown, 1/29/00

## TURNOVERS

Player committed 10 turnovers  
 Committed 20 turnovers or more and won  
 Committed 25 turnovers or more  
 Committed 30 turnovers or more  
 Committed 35 turnovers or more  
 Committed 40 turnovers or more  
 Committed 10 turnovers or fewer  
 Committed 5 turnovers or fewer

Samantha Logic (11) at Iowa, 3/26/13  
 24, Connecticut, 12/6/14  
 28, vs Tennessee, 11/11/19  
 31 vs. Valparaiso, 12/4/16  
 35, Connecticut, 3/4/13  
 46, Akron, 11/11/11  
 8, Baylor, 4/7/19 (Tampa)  
 5, Oregon, 3/26/18 (Spokane, Wash.)

## MISCELLANEOUS

Led team in points/rebounds/assists  
 Four-point play  
 Hit "final minute" game-winning shot  
 Played every minute  
 Played more than 40 minutes

Rallied from 10-point deficit to win

Led ND by 10 or more at halftime  
 Led ND by 15 or more at halftime  
 Led ND by 25 or more points

Nicki Ekhomu (26p/8r/6a), Florida State, 2/10/19  
 Tori Jankoska (2:44, 1st quarter) at Michigan State, 12/20/16  
 Chloe Jackson (0:05 left), Baylor, 4/7/19 (Tampa)  
 Bre Cavanaugh, Fordham, 11/5/19  
 Kia Nurse (45) & Katie Lou Samuelson (45), UConn, 3/30/18 (Columbus, Ohio)  
 at UConn, 12/3/17 (ND led by 12, 42-30, 1:15 left in 2nd quarter. UConn won, 80-71)  
 12 vs Baylor (43-31), 4/7/19 (Tampa)  
 28 at Louisville (56-28), 1/11/18  
 44 at Louisville (92-48 at 7:32 in 4Q), 1/11/18



## NOTRE DAME HIGHS



### 2019-20 Notre Dame Women's Basketball Team High/Low Analysis All games

#### Notre Dame - GAME HIGHS

POINTS	84	Loyola Maryland (11/08/19)
	63	Tennessee (11/11/19)
	60	at Fordham (11/05/19)
FIELD GOALS MADE	33	Loyola Maryland (11/08/19)
	22	Tennessee (11/11/19)
FIELD GOAL ATTEMPTS	70	Tennessee (11/11/19)
	68	Loyola Maryland (11/08/19)
FIELD GOAL PERCENTAGE	.485 (33-68)	Loyola Maryland (11/08/19)
	.365 (19-52)	at Fordham (11/05/19)
3 PT FG MADE	7	Tennessee (11/11/19)
	2	at Fordham (11/05/19)
3 PT FG ATTEMPTS	25	Tennessee (11/11/19)
	12	Loyola Maryland (11/08/19)
3 PT FG PERCENTAGE	.280 (7-25)	Tennessee (11/11/19)
	.200 (2-10)	at Fordham (11/05/19)
FREE THROWS MADE	20	at Fordham (11/05/19)
	17	Loyola Maryland (11/08/19)
FREE THROW ATTEMPTS	33	at Fordham (11/05/19)
	24	Loyola Maryland (11/08/19)
FREE THROW PERCENTAGE	.708 (17-24)	Loyola Maryland (11/08/19)
	.706 (12-17)	Tennessee (11/11/19)
REBOUNDS	50	Loyola Maryland (11/08/19)
	42	at Fordham (11/05/19)
ASSISTS	19	Loyola Maryland (11/08/19)
	14	at Fordham (11/05/19)
STEALS	13	Tennessee (11/11/19)
	10	at Fordham (11/05/19)
BLOCKED SHOTS	7	Loyola Maryland (11/08/19)
	2	at Fordham (11/05/19)
TURNOVERS	21	at Fordham (11/05/19)
	19	Loyola Maryland (11/08/19)
FOULS	22	Tennessee (11/11/19)
	15	Loyola Maryland (11/08/19)

## OPPONENT HIGHS



### 2019-20 Notre Dame Women's Basketball Team High/Low Analysis All games

#### Opponent - GAME HIGHS

POINTS	74	Tennessee (11/11/19)
	60	Loyola Maryland (11/08/19)
	55	at Fordham (11/05/19)
FIELD GOALS MADE	25	Tennessee (11/11/19)
	24	Loyola Maryland (11/08/19)
FIELD GOAL ATTEMPTS	76	Loyola Maryland (11/08/19)
	72	at Fordham (11/05/19)
FIELD GOAL PERCENTAGE	.472 (25-53)	Tennessee (11/11/19)
	.319 (23-72)	at Fordham (11/05/19)
3 PT FG MADE	8	Tennessee (11/11/19)
	8	at Fordham (11/05/19)
3 PT FG ATTEMPTS	38	at Fordham (11/05/19)
	24	Loyola Maryland (11/08/19)
3 PT FG PERCENTAGE	.421 (8-19)	Tennessee (11/11/19)
	.250 (6-24)	Loyola Maryland (11/08/19)
FREE THROWS MADE	16	Tennessee (11/11/19)
	6	Loyola Maryland (11/08/19)
FREE THROW ATTEMPTS	25	Tennessee (11/11/19)
	12	Loyola Maryland (11/08/19)
FREE THROW PERCENTAGE	.640 (16-25)	Tennessee (11/11/19)
	.500 (6-12)	Loyola Maryland (11/08/19)
REBOUNDS	55	Tennessee (11/11/19)
	41	Loyola Maryland (11/08/19)
	41	at Fordham (11/05/19)
ASSISTS	18	Tennessee (11/11/19)
	15	Loyola Maryland (11/08/19)
STEALS	12	Loyola Maryland (11/08/19)
	10	at Fordham (11/05/19)
BLOCKED SHOTS	12	Tennessee (11/11/19)
	3	at Fordham (11/05/19)
TURNOVERS	28	Tennessee (11/11/19)
	19	Loyola Maryland (11/08/19)
FOULS	27	at Fordham (11/05/19)
	23	Loyola Maryland (11/08/19)

## NOTRE DAME LOWS



### 2019-20 Notre Dame Women's Basketball Team High/Low Analysis All games

#### Notre Dame - GAME LOWS

POINTS	60	at Fordham (11/05/19)
	63	Tennessee (11/11/19)
	84	Loyola Maryland (11/08/19)
FIELD GOALS MADE	19	at Fordham (11/05/19)
	22	Tennessee (11/11/19)
FIELD GOAL ATTEMPTS	52	at Fordham (11/05/19)
	68	Loyola Maryland (11/08/19)
FIELD GOAL PERCENTAGE	.314 (22-70)	Tennessee (11/11/19)
	.365 (19-52)	at Fordham (11/05/19)
3 PT FG MADE	1	Loyola Maryland (11/08/19)
	2	at Fordham (11/05/19)
3 PT FG ATTEMPTS	10	at Fordham (11/05/19)
	12	Loyola Maryland (11/08/19)
3 PT FG PERCENTAGE	.083 (1-12)	Loyola Maryland (11/08/19)
	.200 (2-10)	at Fordham (11/05/19)
FREE THROWS MADE	12	Tennessee (11/11/19)
	17	Loyola Maryland (11/08/19)
FREE THROW ATTEMPTS	17	Tennessee (11/11/19)
	24	Loyola Maryland (11/08/19)
FREE THROW PERCENTAGE	.606 (20-33)	at Fordham (11/05/19)
	.706 (12-17)	Tennessee (11/11/19)
REBOUNDS	28	Tennessee (11/11/19)
	42	at Fordham (11/05/19)
ASSISTS	11	Tennessee (11/11/19)
	14	at Fordham (11/05/19)
STEALS	8	Loyola Maryland (11/08/19)
	10	at Fordham (11/05/19)
BLOCKED SHOTS	1	Tennessee (11/11/19)
	2	at Fordham (11/05/19)
TURNOVERS	12	Tennessee (11/11/19)
	19	Loyola Maryland (11/08/19)
FOULS	9	at Fordham (11/05/19)
	15	Loyola Maryland (11/08/19)

## OPPONENT LOWS



### 2019-20 Notre Dame Women's Basketball Team High/Low Analysis All games

#### Opponent - GAME LOWS

POINTS	55	at Fordham (11/05/19)
	60	Loyola Maryland (11/08/19)
	74	Tennessee (11/11/19)
FIELD GOALS MADE	23	at Fordham (11/05/19)
	24	Loyola Maryland (11/08/19)
FIELD GOAL ATTEMPTS	53	Tennessee (11/11/19)
	72	at Fordham (11/05/19)
FIELD GOAL PERCENTAGE	.316 (24-76)	Loyola Maryland (11/08/19)
	.319 (23-72)	at Fordham (11/05/19)
3 PT FG MADE	6	Loyola Maryland (11/08/19)
	8	Tennessee (11/11/19)
	8	at Fordham (11/05/19)
3 PT FG ATTEMPTS	19	Tennessee (11/11/19)
	24	Loyola Maryland (11/08/19)
3 PT FG PERCENTAGE	.211 (8-38)	at Fordham (11/05/19)
	.250 (6-24)	Loyola Maryland (11/08/19)
FREE THROWS MADE	1	at Fordham (11/05/19)
	6	Loyola Maryland (11/08/19)
FREE THROW ATTEMPTS	2	at Fordham (11/05/19)
	12	Loyola Maryland (11/08/19)
FREE THROW PERCENTAGE	.500 (6-12)	Loyola Maryland (11/08/19)
	.500 (1-2)	at Fordham (11/05/19)
REBOUNDS	41	Loyola Maryland (11/08/19)
	41	at Fordham (11/05/19)
ASSISTS	14	at Fordham (11/05/19)
	15	Loyola Maryland (11/08/19)
STEALS	5	Tennessee (11/11/19)
	10	at Fordham (11/05/19)
BLOCKED SHOTS	2	Loyola Maryland (11/08/19)
	3	at Fordham (11/05/19)
TURNOVERS	16	at Fordham (11/05/19)
	19	Loyola Maryland (11/08/19)
FOULS	15	Tennessee (11/11/19)
	23	Loyola Maryland (11/08/19)



## NOTRE DAME INDIVIDUAL HIGHS



2019-20 Notre Dame Women's Basketball  
Player Highs Analysis  
All games

Page 1/2  
as of Nov 12, 2019

### Notre Dame - INDIVIDUAL GAME HIGHS

POINTS	24	Katlyn Gilbert - Loyola Maryland (11/08/19)
	19	Anaya Peoples - Loyola Maryland (11/08/19)
	19	Destinee Walker - Loyola Maryland (11/08/19)
	18	Destinee Walker - Tennessee (11/11/19)
	16	Sam Brunelle - Tennessee (11/11/19)
FIELD GOALS MADE	9	Katlyn Gilbert - Loyola Maryland (11/08/19)
	9	Anaya Peoples - Loyola Maryland (11/08/19)
FIELD GOAL ATTEMPTS	18	Sam Brunelle - Tennessee (11/11/19)
	15	Katlyn Gilbert - Tennessee (11/11/19)
	15	Katlyn Gilbert - Loyola Maryland (11/08/19)
	15	Sam Brunelle - Loyola Maryland (11/08/19)
	15	Sam Brunelle - Loyola Maryland (11/08/19)
FIELD GOAL PERCENTAGE (min 5 made)	.643 (9-14)	Anaya Peoples - Loyola Maryland (11/08/19)
	.600 (9-15)	Katlyn Gilbert - Loyola Maryland (11/08/19)
3 PT FG MADE	3	Destinee Walker - Tennessee (11/11/19)
	2	Sam Brunelle - Tennessee (11/11/19)
	2	Sam Brunelle - at Fordham (11/05/19)
3 PT FG ATTEMPTS	11	Sam Brunelle - Tennessee (11/11/19)
	7	Destinee Walker - Tennessee (11/11/19)
3 PT FG PERCENTAGE (min 2 made)	.429 (3-7)	Destinee Walker - Tennessee (11/11/19)
	.333 (2-6)	Sam Brunelle - at Fordham (11/05/19)
FREE THROWS MADE	6	Destinee Walker - Loyola Maryland (11/08/19)
	6	Katlyn Gilbert - Loyola Maryland (11/08/19)
FREE THROW ATTEMPTS	9	Katlyn Gilbert - at Fordham (11/05/19)
	9	Anaya Peoples - at Fordham (11/05/19)
FREE THROW PERCENTAGE (min 3 made)	1.000 (4-4)	Sam Brunelle - at Fordham (11/05/19)
	1.000 (3-3)	Marta Sniezek - Tennessee (11/11/19)
REBOUNDS	10	Destinee Walker - at Fordham (11/05/19)
	9	Sam Brunelle - Loyola Maryland (11/08/19)
	9	Mikayla Vaughn - at Fordham (11/05/19)
ASSISTS	6	Marta Sniezek - Loyola Maryland (11/08/19)
	6	Marta Sniezek - at Fordham (11/05/19)
STEALS	4	Anaya Peoples - Tennessee (11/11/19)
	4	Destinee Walker - Tennessee (11/11/19)
BLOCKED SHOTS	2	Sam Brunelle - Loyola Maryland (11/08/19)
	2	Anaya Peoples - Loyola Maryland (11/08/19)
TURNOVERS	6	Marta Sniezek - Loyola Maryland (11/08/19)
	5	Sam Brunelle - at Fordham (11/05/19)
	5	Marta Sniezek - at Fordham (11/05/19)
FOULS	5	Marta Sniezek - Tennessee (11/11/19)
	4	Sam Brunelle - Tennessee (11/11/19)

## OPPONENT INDIVIDUAL HIGHS



2019-20 Notre Dame Women's Basketball  
Player Highs Analysis  
All games

Page 1/2  
as of Nov 12, 2019

### Opponent - INDIVIDUAL GAME HIGHS

POINTS	33	Rennia Davis - Tennessee (11/11/19)
	16	Ashley Hunter - Loyola Maryland (11/08/19)
	14	Kendell Hereimaia - at Fordham (11/05/19)
	14	Bre Cavanaugh - at Fordham (11/05/19)
	12	Jordan Horston - Tennessee (11/11/19)
FIELD GOALS MADE	12	Rennia Davis - Tennessee (11/11/19)
	7	Ashley Hunter - Loyola Maryland (11/08/19)
FIELD GOAL ATTEMPTS	22	Bre Cavanaugh - at Fordham (11/05/19)
	20	Rennia Davis - Tennessee (11/11/19)
FIELD GOAL PERCENTAGE (min 5 made)	.700 (7-10)	Ashley Hunter - Loyola Maryland (11/08/19)
	.600 (12-20)	Rennia Davis - Tennessee (11/11/19)
3 PT FG MADE	5	Rennia Davis - Tennessee (11/11/19)
	4	Kendell Hereimaia - at Fordham (11/05/19)
3 PT FG ATTEMPTS	12	Bre Cavanaugh - at Fordham (11/05/19)
	9	Rennia Davis - Tennessee (11/11/19)
3 PT FG PERCENTAGE (min 2 made)	.600 (3-5)	Jordan Horston - Tennessee (11/11/19)
	.571 (4-7)	Kendell Hereimaia - at Fordham (11/05/19)
FREE THROWS MADE	4	Rennia Davis - Tennessee (11/11/19)
	3	Tamari Key - Tennessee (11/11/19)
	3	Kasiyahna Kushkituah - Tennessee (11/11/19)
	3	Jasmine Massengill - Tennessee (11/11/19)
FREE THROW ATTEMPTS	6	Jasmine Massengill - Tennessee (11/11/19)
	5	Rennia Davis - Tennessee (11/11/19)
FREE THROW PERCENTAGE (min 3 made)	.800 (4-5)	Rennia Davis - Tennessee (11/11/19)
	.750 (3-4)	Kasiyahna Kushkituah - Tennessee (11/11/19)
	.750 (3-4)	Tamari Key - Tennessee (11/11/19)
REBOUNDS	13	Jasmine Massengill - Tennessee (11/11/19)
	11	Kaitlyn Downey - at Fordham (11/05/19)
ASSISTS	9	Jasmine Massengill - Tennessee (11/11/19)
	9	Anna DeWolfe - at Fordham (11/05/19)
STEALS	5	Kaitlyn Downey - at Fordham (11/05/19)
	4	Jordan Horston - Tennessee (11/11/19)
BLOCKED SHOTS	4	Jasmine Massengill - Tennessee (11/11/19)
	3	Tamari Key - Tennessee (11/11/19)
TURNOVERS	8	Jordan Horston - Tennessee (11/11/19)
	6	Stephanie Karcz - Loyola Maryland (11/08/19)
	6	Kendell Hereimaia - at Fordham (11/05/19)
FOULS	5	Kaitlyn Downey - at Fordham (11/05/19)
	4	Hannah Niles - Loyola Maryland (11/08/19)
	4	Sarah Karpell - at Fordham (11/05/19)
	4	Kendell Hereimaia - at Fordham (11/05/19)
	4	Anna DeWolfe - at Fordham (11/05/19)
	4	Vilisi Tavui - at Fordham (11/05/19)



# GAME BY GAME COMPARISON



## 2019-20 Notre Dame Women's Basketball Team Game-by-Game All games

Page 1/1  
as of Nov 12, 2019

			Total		3-Pointers		Free throws		Rebounds											
Opponent	Date	Score		FG-FGA	PCT	3FG-FGA	PCT	FT-FTA	PCT	OFF	DEF	TOT	AVG	PF	A	T/O	BLK	STL	PTS	AVG
at Fordham	11/05/19	60-55	W	19-52	.365	2-10	.200	20-33	.606	12	30	42	42.0	9	14	21	2	10	60	60.0
Loyola Maryland	11/08/19	84-60	W	33-68	.485	1-12	.083	17-24	.708	14	36	50	46.0	15	19	19	7	8	84	72.0
Tennessee	11/11/19	63-74	L	22-70	.314	7-25	.280	12-17	.706	11	17	28	40.0	22	11	12	1	13	63	69.0
Total		207		74-190	.389	10-47	.213	49-74	.662	37	83	120	40.0	46	44	52	10	31	207	69.0
Opponents		189		72-201	.358	22-81	.272	23-39	.590	48	89	137	45.7	65	47	63	17	27	189	63.0

### Team Averages

Games Played	Points/game	FG Pct	3FG Pct	FT Pct	Rebounds/game	Assists/game	Turnovers/game	Assist/Turnover ratio	Steals/game	Blocks/game
3	69.0	38.9	21.3	66.2	40.0	14.7	17.3	0.8	10.3	3.3



# #16/14 NOTRE DAME, 60 FORDHAM, 55

Nov. 5, 2019  
Rose Hill Gymnasium (Bronx, N.Y.)



Official Basketball Box Score - Final  
**Notre Dame at Fordham**  
11/05/19 Rose Hill Gym, Bronx  
2019-20 Women's Basketball

Game Time: 12:00 AM  
Game Duration: 1:52  
Attendance: 3,200

Officials: Ed Sidasky, Kevin Dillard, Kristi Mosley

Notre Dame - 60

														Shooting By Period					
NO. Name	Min	FG M-A	3P M-A	FT M-A	Rebounds OR DR TOT	Fouls PF FO	TP	AS	TO	ST	Blocks BS BA	+-	1 <sup>st</sup> FG%	5-11	45.5%				
33 Sam Brunelle	F 32:52	4-12	2-6	4-4	2	3	5	3	14	3	5	2	0	0	7				
30 Mikayla Vaughn	C 20:18	3-6	0-0	2-3	2	7	9	0	2	8	4	3	1	0	1				
13 Marta Sniezek	G 38:15	0-3	0-0	1-2	0	4	4	0	3	1	6	5	3	0	1				
21 Anyaya Peoples	G 24:04	3-9	0-1	5-9	3	4	7	3	6	11	1	1	1	0	1				
24 Destinee Walker	G 38:01	3-9	0-2	4-6	3	7	10	2	4	10	0	1	1	0	0				
10 Katlyn Gilbert	29:58	5-9	0-0	4-9	2	3	5	1	6	14	0	3	2	1	0				
22 Danielle Cosgrove	11:40	1-4	0-1	0-0	0	2	2	0	1	2	0	3	0	1	0				
2 Kaitlin Cole	04:52	0-0	0-0	0-0	0	0	0	0	0	0	0	0	0	0	1				
Team					0	0	0		0	0									
Totals		19-52	2-10	20-33	12	30	42	9	27	60	14	21	10	2	3				
														Technical Fouls: NONE					
														3PT%: 0-3					
														FT%: 7-15					
														GM FG%: 19-52					
														3PT%: 2-10					
														FT%: 20-33					

Technical Fouls: NONE

Fordham - 55

NO. Name		Min	FG	3P	FT	Rebounds	Fouls	TP	AS	TO	ST	Blocks	+/	Shooting By Period																				
			M/A	M/A	R/T	OR	PF					BS		1st	FG	3P	FT	2nd	FG	3P	FT	3rd	FG	3P	FT	4th	FG	3P	FT	GM	FG	3P	FT	
24	Kaitlyn Downey	F 33:31	3-11	1-8	0-0	6	5	11	5	1	7	0	3	5	2	1	-2	3PT%	1-8	12.5%	FT%	0-0	0%											
14	Vilij Tavori	C 13:07	1-1	0-0	0-0	0	0	0	4	1	2	0	1	1	0	0	-1	3PT%	1-8	12.5%	FT%	0-0	0%											
2	Anna DeWolfe	G 36:25	5-16	0-6	0-0	2	7	9	4	0	10	9	4	1	0	0	-5	3PT%	1-8	12.5%	FT%	0-0	0%											
10	Bre Cavanaugh	G 40:00	6-22	2-12	0-0	5	3	8	3	4	14	2	1	1	0	0	-5	3PT%	1-8	12.5%	FT%	0-0	0%											
20	Kendall Heremala	G 26:36	5-10	4-7	0-0	0	9	9	4	0	14	0	6	0	1	0	5	3PT%	1-8	12.5%	FT%	0-0	0%											
13	Sarah Karpell	24:29	1-5	1-3	1-2	0	1	1	4	2	4	3	1	2	0	0	-2	3PT%	1-8	12.5%	FT%	0-0	0%											
43	Megan Jonassen	16:57	2-5	0-0	0-0	3	0	3	3	0	4	0	0	0	0	1	-7	3PT%	1-8	12.5%	FT%	0-0	0%											
0	Zara Jillings	03:57	0-0	0-0	0-0	0	0	0	0	0	0	0	0	0	0	0	-5	3PT%	1-8	12.5%	FT%	0-0	0%											
3	Katie McLoughlin	04:48	0-2	0-2	0-0	0	0	0	0	1	0	0	0	0	0	0	-3	3PT%	1-8	12.5%	FT%	0-0	0%											
Team																																		
Totals				23-72	8-38	1-2	16	25	41	27	9	55	14	16	10	3	2	-5																
Technical Fouls:NONE																																		

Technical Fouls: NONE

Dead Ball Rebounds: 1-0

	NOT	FOR	Points from	NOT	FOR	Period by Period Scoring
Biggest lead	15 (2 <sup>nd</sup> 3:50)	2 (1 <sup>st</sup> 9:29)	Turnovers	14	13	1st 2nd 3rd 4th TOT
Best Scoring Run	17 (2 <sup>nd</sup> 3:50)	8 (4 <sup>th</sup> 8:34)	Paint	32	22	NOT 16 20 11 13 60
Lead Changes	5		Second Chance	14	9	FOR 14 10 11 20 55
Times Tied	5		Fast Breaks	9	3	
Time with Lead	32:14	03:33	Bench	16	8	

# LOYOLA MARYLAND, 60 #16/14 NOTRE DAME, 84

Nov. 8, 2019  
Purcell Pavilion (Notre Dame, Ind.)

Official Basketball Box Score - Final  
**Loyola Maryland at Notre Dame**  
11/08/19 Purcell Pavilion at the Joyce Center, Notre Dame  
2019-20 Women's Basketball

Game Time: 6:30 PM  
Game Duration: 1:52  
Attendance: 7,613

Officials: Billy Smith, Mark Berger, Linda Miles

Loyola Maryland - 60

You're my starlight - 50		Record: 0-1																							
NO. Name	Min	FG	3P	FT	Rebounds	Fouls	TP	AS	TO	ST	Blocks	+/	Shooting By Period												
23 Delaney Connolly	F 17:32	2-9	1-4	0-0	0	1	1	1	0	5	1	1	0	0	0	-19	1st FG%	3-19	15.8%	3PT%	1-4	25.0%	FT%	0-0	0%
2 Laryn Edwards	G 30:45	1-9	0-1	1-4	2	4	6	3	2	3	3	3	1	0	1	-20	FT%	0-2	0%						
10 Stephanie Karacz	G 24:28	2-7	0-1	0-0	3	5	8	3	2	4	3	6	3	0	1	-14	2nd FG%	6-17	35.3%	3PT%	2-6	33.3%	FT%	0-0	0%
20 Alexis Gray	G 27:58	4-9	2-4	0-2	0	1	1	1	3	10	3	1	2	0	0	-29	3PT%	2-6	33.3%	FT%	0-0	0%			
32 Hannah Niles	G 13:27	1-4	1-3	0-0	1	2	3	4	1	1	2	1	0	0	1	-20	3PT%	1-4	25.0%	FT%	0-0	0%			
22 Bri Rozzi	18:53	2-9	0-3	0-0	1	3	4	1	1	4	1	3	2	1	1	-11	FT%	1-2	50.0%						
11 Emma Glazen	07:13	0-2	0-0	0-0	0	0	0	2	1	1	0	1	0	0	1	-8	3rd FG%	9-14	64.3%	3PT%	3-5	60.0%	FT%	0-2	0%
34 Emily McAtzeer	12:26	0-3	0-3	2-2	1	1	2	1	1	2	0	0	1	1	0	0	3PT%	3-5	60.0%	FT%	0-2	0%			
5 Mackenzie Wagner	16:58	3-8	2-5	1-2	0	2	2	3	3	9	0	2	2	0	1	2	4th FG%	6-26	23.1%	3PT%	0-6	0%	FT%	0-0	0%
15 Ashley Hunter	12:25	7-10	0-0	2-2	4	0	4	2	1	16	0	0	0	0	1	3	3PT%	5-6	83.3%						
35 Ava Therien	16:57	2-6	0-0	0-0	1	2	3	2	0	4	2	1	1	0	0	-4	GM FG%	24-76	31.6%	3PT%	6-24	25.0%	FT%	6-12	50.0%
Team					4	3	7		0	0															
Totals		24-76	6-24	6-12	17	24	41	23	15	60	15	19	12	2	7	-24									

Technical Fouls: NONE

Dead Ball Rebounds: 5, 0

Notre Dame - 84

NO. Name	Min	FG		3P	FT	Rebounds		Fouls	TP	AS	TO	ST	Blocks		+/	Shooting By Period	
		M	A	M	A	CR	RD						B	BK		1st FG%	2nd FG%
33 Sam Brunelle	F 33:34	6-15	0-5	0-0	3	6	9	1	2	12	3	4	0	2	0	16	3PT% 0-3 0.0%
10 Katlyn Gilbert	G 32:49	9-15	0-1	6-7	3	3	6	2	6	24	2	4	1	1	1	25	FT% 3-3 100%
13 Marta Sniezek	G 29:28	0-0	0-0	2-2	0	7	7	3	2	2	6	6	2	0	0	24	2nd FG% 0-17 0.0%
21 Anyaya Peoples	G 35:18	9-14	0-0	1-5	2	5	7	2	4	19	3	1	2	2	0	19	3PT% 1-4 25.0%
24 Destinee Walker	G 37:13	6-14	1-4	6-8	2	4	6	2	6	19	4	1	2	1	1	28	FT% 4-8 50.0%
22 Danielle Cosgrove	19:59	2-8	0-1	2-2	3	5	8	3	2	6	1	1	1	1	0	14	3rd FG% 0-15 60.0%
2 Kaitlin Cole	08:25	1-1	0-0	0-0	0	1	1	1	1	2	0	0	0	0	0	1	3PT% 0-2 0.0%
20 Nicole Benz	01:50	0-0	0-0	0-0	0	0	0	0	1	0	0	0	0	0	0	-1	FT% 2-4 50.0%
3 Margaret Murdock	01:29	0-1	0-1	0-0	0	0	0	0	0	0	0	0	0	0	0	-2	4th FG% 0-16 50.0%
5 Catherine Murdock	01:29	0-0	0-0	0-0	0	0	0	0	0	0	0	1	0	0	0	-2	3PT% 0-3 0.0%
40 Kathleen Keyes	01:29	0-0	0-0	0-0	0	0	0	0	0	0	0	1	0	0	0	-2	FT% 8-9 88.9%
Team					1	5	6		0	0	0						GM FG% 33-68 48.5%
Totals		33-68	1-12	17-24	14	36	50	15	23	84	19	19	8	7	2	24	3PT% 1-12 8.3%
																	FT% 17-24 70.8%
																	Technical Fouls: NONE

Technical Fouls: NONE

Dead Ball Rebounds: 4, 0

	LOY	ND	Points from	LOY	ND	Period by Period Scoring
Biggest lead	0 (1 <sup>st</sup> 10:00)	28 (4 <sup>th</sup> 1:20)	Turnovers	18	24	1st 2nd 3rd 4th TOT
Best Scoring Run	7 (3 <sup>rd</sup> 2:42)	12 (2 <sup>nd</sup> 1:11)	Paint	30	42	LOY 7 15 21 17 60
Lead Changes	0		Second Chance	9	11	ND 19 21 20 24 84
Times Tied	0		Fast Breaks	8	15	
Time with Lead	00:00	38:42	Bench	35	8	

# TENNESSEE, 74 #15/14 NOTRE DAME, 63

Nov. 11, 2019  
Purcell Pavilion (Notre Dame, Ind.)



Official Basketball Box Score - Final  
**Tennessee at Notre Dame**  
11/11/19 Purcell Pavilion at the Joyce Center, Notre Dame  
2019-20 Women's Basketball

Game Time: 12:00 AM  
Game Duration: 1:52  
Attendance: 7,801

Officials: Dee Karntner, Karen Preato, Puani Spurlock

Tennessee - 74

Record: 3-0																									
NO. Name	Min	FG M.A	3P M.A	FT M.A	Rebounds OR DR	Fouls PP FT	TP	AS	TO	ST	Blocks BS	+/-	Shooting By Period												
00 Renna Davis	F 36:14	12-20	5-9	4-5	4	6	10	2	5	33	1	5	0	1	1	16	3PT%	4-9	44.4%	FT%	1-2	50			
21 Lou Brown	F 23:55	0-3	0-3	0-0	1	4	5	2	0	2	2	1	0	0	22	1st	FG%	0-3	0.0%	FT%	0-0	0.0%			
20 Tamari Kay	C 23:02	4-7	0-0	3-4	3	2	2	5	2	4	11	0	4	0	3	0	11	2nd	FG%	5-10	50.0%	FT%	5-6	83.3%	
13 Jazmine Massengill	G 36:13	1-4	0-1	3-6	1	12	13	2	5	5	9	3	0	4	0	10	3rd	FG%	0-2	0.0%	FT%	0-0	0.0%		
25 Jordan Horston	G 26:09	4-11	3-5	1-2	1	6	7	3	2	12	5	8	4	0	0	10	4th	FG%	5-6	83.3%	FT%	5-6	83.3%		
11 Kasiyahna Kushkutihah	16:13	2-3	0-0	3-4	1	3	4	1	2	7	0	3	0	2	0	-3	1st	FG%	8-15	53.3%	FT%	4-6	66.7%		
12 Rae Burrell	14:17	0-3	0-1	0-2	0	5	5	1	1	0	1	1	0	2	0	-5	2nd	FG%	4-6	66.7%	FT%	4-6	66.7%		
15 Jaiden McCoy	03:24	0-0	0-0	0-0	1	0	1	0	0	0	0	1	0	0	0	0	3rd	FG%	0-0	0.0%	FT%	0-0	0.0%		
10 Jessie Rennie	05:15	0-0	0-0	0-0	0	0	0	0	1	0	0	0	0	0	0	0	4th	FG%	4-9	44.4%	FT%	0-0	0.0%		
5 Kamera Harris	18:18	2-2	0-0	2-2	2	2	4	1	3	6	0	0	0	0	0	-6	1st	FG%	0-0	0.0%	FT%	0-2	0.0%		
Team					1	0	1			0	1						2nd	FG%	6-9	66.7%	FT%	6-9	66.7%		
Totals		25-53	8-19	16-25	15	40	55	15	22	74	18	28	5	12	1	11	GM	FG%	25-53	47.2%	FT%	8-19	42.1%		
													Technical Fouls: NONE					FT%					16-25	64.0%	



## 2019-20 Notre Dame Women's Basketball Combined Team Statistics All games

Page 1/1  
as of Nov 12, 2019

### Game Records

Record	Overall	Home	Away	Neutral
ALL GAMES	2-1	1-1	1-0	0-0
CONFERENCE	0-0	0-0	0-0	0-0
NON-CONFERENCE	2-1	1-1	1-0	0-0

### Score by Periods

Team	1st	2nd	OT	TOT
Notre Dame	104	103	0	207
Opponents	82	107	0	189

### Team Box Score

No.	Player				Total		3-Point		F-Throw		Rebounds													
		GP-GS	MIN	AVG	FG-FGA	FG%	3FG-FGA	3FG%	FT-FTA	FT%	OFF	DEF	TOT	AVG	PF	DQ	A	TO	BLK	STL	PTS	AVG		
10	GILBERT, Katlyn	3-2	99:54	33.3	20-39	.513	0-2	.000	10-16	.625	5	8	13	4.3	6	0	4	10	2	4	50	16.7		
24	WALKER, Destinee	3-3	110:54	37.0	14-36	.389	4-13	.308	15-20	.750	6	12	18	6.0	7	0	6	4	1	7	47	15.7		
33	BRUNELLE, Sam	3-3	97:59	32.7	16-45	.356	4-22	.182	6-6	1.000	6	11	17	5.7	8	0	6	12	2	3	42	14.0		
21	PEOPLES, Anaya	3-3	86:55	29.0	15-34	.441	1-3	.333	8-20	.400	6	13	19	6.3	7	0	6	3	3	7	39	13.0		
30	VAUGHN, Mikayla	1-1	20:18	20.3	3-6	.500	0-0	.000	2-3	.667	2	7	9	9.0	0	0	4	3	0	1	8	8.0		
22	COSGROVE, Danielle	3-0	52:56	17.6	4-20	.200	1-5	.200	2-2	1.000	5	8	13	4.3	6	0	2	5	2	1	11	3.7		
13	SNIEZEK, Marta	3-3	104:29	34.8	1-8	.125	0-1	.000	6-7	.857	0	15	15	5.0	8	1	16	13	0	6	8	2.7		
2	COLE, Kaitlin	3-0	20:18	6.8	1-1	1.000	0-0	.000	0-0	.000	0	1	1	0.3	3	0	0	0	0	2	2	0.7		
20	BENZ, Nicole	1-0	01:50	1.8	0-0	.000	0-0	.000	0-0	.000	0	0	0	0.0	1	0	0	0	0	0	0	0.0		
3	MURDOCK, Margaret	1-0	01:29	1.5	0-1	.000	0-1	.000	0-0	.000	0	0	0	0.0	0	0	0	0	0	0	0	0.0		
5	MURDOCK, Catherine	1-0	01:29	1.5	0-0	.000	0-0	.000	0-0	.000	0	0	0	0.0	0	0	0	1	0	0	0	0.0		
40	KEYES, Kathleen	1-0	01:29	1.5	0-0	.000	0-0	.000	0-0	.000	0	0	0	0.0	0	0	0	1	0	0	0	0.0		
Team											7	8	15					0						
Total		3			74-190	.389	10-47	.213	49-74	.662	37	83	120	40.0	46	1	44	52	10	31	207	69.0		
Opponents		3			72-201	.358	22-81	.272	23-39	.590	48	89	137	45.7	65	-	47	63	17	27	189	63.0		

### Team Statistics

	ND	OPP
<b>Scoring</b>	<b>207</b>	<b>189</b>
Points per game	69	63.0
Scoring margin	+6.0	-
<b>Field goals-att</b>	<b>74-190</b>	<b>72-201</b>
Field goal pct	.389	.358
<b>3 point fg-att</b>	<b>10-47</b>	<b>22-81</b>
3-point FG pct	.213	.272
3-pt FG made per game	3.3	7.3
<b>Free throws-att</b>	<b>49-74</b>	<b>23-39</b>
Free throw pct	.662	.590
F-Throws made per game	16.3	7.7
<b>Rebounds</b>	<b>120</b>	<b>137</b>
Rebounds per game	40.0	45.7
Rebounding margin	-5.7	-
<b>Assists</b>	<b>44</b>	<b>47</b>
Assists per game	14.7	15.7
<b>Turnovers</b>	<b>52</b>	<b>63</b>
Turnovers per game	17.3	21.0
Turnover margin	+3.7	-
Assist/turnover ratio	0.8	0.7
<b>Steals</b>	<b>31</b>	<b>27</b>
Steals per game	10.3	9.0
<b>Blocks</b>	<b>10</b>	<b>17</b>
Blocks per game	3.3	5.7
<b>Winning streak</b>	<b>0</b>	<b>-</b>
Home win streak	0	-
<b>Attendance</b>	<b>15414</b>	<b>3200</b>
Home games-Avg/Game	2-7707	1-3200
Neutral site-Avg/Game	-	0-0

### Team Results

Date	Opponent		Score	Att.
11/05/19	at Fordham	W	60-55	3200
11/08/19	Loyola Maryland	W	84-60	7613
11/11/19	Tennessee	L	63-74	7801

## TV/RADIO ROSTER



**#2 Katie Cole**  
Sr. // G // 5-10  
Toledo, Ohio  
Sylvania Northview



**#3 Maggie Murdock**  
So. // G // 5-8  
Glencoe, Ill.  
New Trier



**#5 Cate Murdock**  
So. // G // 5-8  
Glencoe, Ill.  
New Trier



**#10 Katlyn Gilbert**  
So. // G // 5-10  
Indianapolis, Ind.  
Heritage Christian




**#12 Abby Prohaska**  
So. // G // 5-10  
Libert Township, Ohio  
Lakota West



**#13 Marta Sniezek**  
Gr. // G // 5-8  
McLean, Va.  
Stanford



**#20 Nicole Benz**  
Jr. // G // 5-8  
Valencia, Calif.  
William S. Hart



**#21 Anaya Peoples**  
Fr. // G // 5-10  
Danville, Ill.  
Schlarman



**#22 Danielle Cosgrove**  
So. // F // 6-4  
Holbrook, N.Y.  
Sachem East



**#24 Destinee Walker**  
Gr. // G // 5-10  
Orlando, Fla.  
North Carolina



**#30 Mikky Vaughn**  
Jr. // C // 6-3  
Philadelphia, Penn.  
Paul VI/Friends' Central



**#33 Sam Brunelle**  
Fr. // F // 6-2  
Ruckersville, Va.  
William Monroe



**#40 Katie Keyes**  
Fr. // 5-11 // F  
Ridgewood, N.J.  
Ridgewood



**Muffet McGraw**  
Karen & Kevin Keyes Head Coach  
33rd Season at Notre Dame  
38th Overall as Head Coach



**Carol Owens**  
Associate Head Coach  
11th Season as Associate  
20th Season at Notre Dame



**Beth Cunningham**  
Associate Head Coach  
8th Season



**Michaela Mabrey**  
Assistant Coach  
1st Season