



# NOTRE DAME

## WOMEN'S BASKETBALL

### FIGHTING IRISH MEDIA

#### Primary Women's Basketball Contact

<b>Josh Bates</b>	jbbates2@nd.edu
@Josh13Bates	574-310-9954

## GAME 5

## TOLEDO

### 2019-20 RESULTS (2-2)

Date	Opponent	TV	Time/Result
N5	at Fordham	ESPN+	W, 60-55
N8	Loyola Maryland	ACCNX	W, 84-60
N11	(RV/RV) Tennessee	ESPN2	L, 74-63
N14	#16/21 Michigan State	ACCN	L, 72-69
N20	Toledo	ACCNX	7 pm
N23	at Michigan	BTN+	1 pm
N28	FGCU +	Flo Stream	1:30 pm
N29	South Dakota State +	Flo Stream	11 am
N30	USF +	Flo Stream	11 am
D4	Minnesota ^	ACCN	8 pm
D8	at UConn &	ESPN	4 pm
D11	DePaul	ACCN	6:30 pm
D21	Guelph		1 pm
D29	Clemson *	RSN	4 pm
J2	at Pittsburgh *	ACCNX	7 pm
J5	at Syracuse *	ACCN	4 pm
J9	Boston College *	ACCNX	7 pm
J12	NC State *	ACCN	4 pm
J16	at Duke *	ACCN	8 pm
J19	Miami *	ESPN2/ACCN	1 pm
J26	at Virginia *	ACCNX	2 pm
J30	Louisville *	ESPN	7 pm
F2	at Georgia Tech *	ACCN	2 pm
F6	at Wake Forest *	ACCNX	7 pm
F9	Pittsburgh *	ACCN	4 pm
F13	at Boston College *	ACCNX	7 pm
F16	at Louisville *	ACCN	3 pm
F20	Virginia Tech *	RSN	8 pm
F23	Syracuse *	ACCN	12 pm
F27	North Carolina *	ACCNX	7 pm
M1	at Florida State *	ESPN2/ACCN	2 pm
M4-8	ACC Championships		
M20-23	NCAA 1st & 2nd Rounds		
M27-30	NCAA Regional Round		
A3-5	NCAA Final Four		

+ - Cancun Challenge

^ - ACC/Big Ten Challenge

&amp; - Jimmy V Classic | Hartford, Connecticut

\* - Atlantic Coast Conference game

# - ACC Tournament (Greensboro, N.C.)

! - NCAA Championship

### GAME INFO

	Wednesday, Nov. 20   7:00 p.m. ET	Notre Dame, Ind.   Purcell Pavilion (9,149)
	ACCNX	
	Pulse FM 96.9 / 92.1 / 103.1	Bob Nagle & Karen Keyes
	Follow the live stats on <a href="http://UND.com">UND.com</a>	
	@NDWBB   #GoIrish	

### THE SERIES

vs Toledo	ND leads, 6-2	Last: ND won, 72-56, in Toledo, on 12/8/18	Streak: W5
Home vs Toledo	ND leads, 3-0	Last: ND won, 74-39, on 11/18/16	Streak: W3

### THE COACHES

	Head Coach	At School	Overall
ND	Muffet McGraw	837-236 (33rd year)	925-277 (38th year)
TOLEDO	Tricia Culpop	242-124 (12th year)	365-234 (20th year)

### BY THE NUMBERS

<b>10,230</b>	The record breaking career amount of points lost with last year's starting five
<b>3,384</b>	Points lost from players last season (includes transfers and current injured players) - equates to 98 percent of the offense
<b>1,001</b>	All-time Notre Dame program wins
<b>925</b>	Coach McGraw Career Wins
<b>837</b>	Coach McGraw wins at Notre Dame
<b>234</b>	Consecutive weeks ranked in the AP Poll ended this week (dated back to 2007-08 season) - ranked as the 3rd best active streak behind UConn and Baylor
<b>91-5</b>	Notre Dame's record in league play since joining the ACC for 2013-14 season
<b>67</b>	NCAA Tournament wins - 4th most in Division I
<b>58</b>	Straight conference wins at home, dating back to 2012
<b>27</b>	Total conference championships
<b>24</b>	straight NCAA Championship appearances - fourth longest active streak & fifth longest all-time
<b>22</b>	Different All-Americans
<b>11</b>	30-win seasons in program history and 9th straight year
<b>10</b>	The amount of teams the Irish will face ranked inside the AP's Preseason Top-25
<b>9</b>	Final Four appearances - ranks as fifth most
<b>8</b>	Regular season league championships in a row (2 Big East / 6 ACC)
<b>7</b>	NCAA Title game appearances - 1 of 4 schools to do so (Tennessee, UConn and La Tech)
<b>6</b>	Natalie Achonwa became the sixth women's basketball player inducted into ND's Ring of Honor
<b>4</b>	Amount of Brunelle double-digit scoring games to start her Irish career. 5 would set a new program record
<b>2</b>	National Titles - Notre Dame is the seventh program with multiple national championships
<b>1</b>	Naismith Hall of Fame Coach



## NOTRE DAME ROSTER

No.	Name	Position	Height	Year	Hometown	Previous School
2	Kaitlin Cole	G	5-10	Sr.	Toledo, Ohio	Sylvania Northview
3	Maggie Murdock	G	5-8	So.	Glencoe, Ill.	New Trier
5	Cate Murdock	G	5-8	So.	Glencoe, Ill.	New Trier
10	Katlyn Gilbert	G	5-10	So.	Indianapolis, Ind.	Heritage Christian
12	Abby Prohaska	G	5-10	So.	Liberty Township, Ohio	Lakota West
13	Marta Sniezek	G	5-8	Gs.	McLean, Va.	Stanford
20	Nicole Benz	G	5-8	Jr.	Valencia, Calif.	William S. Hart
21	Anaya Peoples	G	5-10	Fr.	Danville, Ill.	Schlarman
22	Danielle Cosgrove	F	6-4	So.	Holbrook, N.Y.	Sachem East
24	Destinee Walker	G	5-10	Gr.	Orlando, Fla.	North Carolina
30	Mikayla Vaughn	C	6-3	Jr.	Philadelphia, Penn.	Paul VI/Friends' Central
33	Sam Brunelle	F	6-2	Fr.	Ruckersville, Va.	William Monroe
40	Katie Keyes	F	5-11	Fr.	Ridgewood, N.J.	Ridgewood

Karen & Kevin Keyes Women's Basketball Head Coach	Muffet McGraw	Saint Joseph's '77	33rd Season / 38th Overall
Associate Head Coach	Carol Owens	Northern Illinois '90	19th Season
Associate Head Coach	Beth Cunningham	Notre Dame '97	8th Season
Assistant Coach	Michaela Mabrey	Notre Dame '16	1st Season
Director of Operations	Angie Potthoff	Penn State '97	1st Season
Video Coordinator	James Spinelli	Temple '14	2nd Season
Sport Administrator	Katie Capps	Western Kentucky '02	5th Season

### AT THE HELM

Karen and Kevin Keyes head coach Muffet McGraw completed her 32nd season at the helm of the Irish (837-236) and 37th year overall as a head coach (925-277). With 925 career wins, McGraw ranks seventh all-time among Division I coaches. McGraw also ranks fifth among active coaches, trailing Tara VanDerveer, Geno Auriemma, Barbara Stevens and Vivian Stringer.

McGraw is also just one of four coaches (men's or women's basketball) in NCAA Division I history with over 900 wins, nine Final Fours and multiple national championships. The prestigious list includes Pat Summitt, Geno Auriemma and Duke men's coach Mike Krzyzewski.

In September of 2017, McGraw was enshrined into the Naismith Memorial Basketball Hall of Fame, becoming the 32nd woman ever to do so and 13th female coach.

Coach McGraw boasts nine Final Fours (third behind Auriemma and Summitt), seven NCAA title game appearances and the third most NCAA Tournament wins with 67. Coach McGraw is also the sixth different coach with multiple NCAA titles, joining Auriemma, Summitt, Linda Sharp, Tara VanDerveer and Kim Mulkey.

Finally, against the very school in which she began her head coaching career, Coach McGraw joined the 900-win club when the Irish defeated Lehigh on Dec. 30, 2018. McGraw became the fourth fastest Division I coach to

reach the 900 win milestone, doing so in 1,172 games:

Geno Auriemma	1,034 games
Pat Summitt	1,072 games
Tara VanDerveer	1,104 games

### NCAA HISTORY

Notre Dame wrapped its 26th NCAA Championship appearance and 24th in a row. Their 24 straight appearances are the fourth longest active streak in the country and fifth best all-time.

### Most Consecutive NCAA Berths

No.	School	Streak	Years
1.	Tennessee	38	1982-2019*
2.	Stanford	32	1988-2019*
3.	UConn	31	1989-2019*
4.	Louisiana Tech	25	1982-2011
5.	<b>Notre Dame</b>	<b>24</b>	<b>1996-2019*</b>

\* denotes active streak

The Irish are 67-24 all-time in the NCAA Tournament, as their 67 wins rank fourth all-time.

Notre Dame joins Louisiana Tech, USC and Stanford with two NCAA titles behind UConn (11), Tennessee (8) and Baylor (3).

Notre Dame is one of three schools (Tennessee & UConn) to reach seven NCAA Title games. Their nine Final Four appearances are the fifth-most of any school behind Tennessee (18), UConn (18), Stanford (13) and La Tech (10).

## PRONUNCIATION

Katlyn Gilbert	Kate-lyn
Anaya Peoples	Uh-nay-uh
Abby Prohaska	Pro-hask-kuh
Marta Sniezek	Sneeze-ick

## TEAM INFORMATION

Conference	Atlantic Coast
Home Arena (Capacity)	Purcell Pavilion (9,149)
Starters Returning/Lost	0/5
Total Returning/Lost	6/8
Newcomers	4
First Season	1977-78
Full Seasons	41
All-Time Record	1,001-335 (.750)
NCAA Appearances/Record	26 / 67-24 (.736)
First/Last NCAA Appearance	1992 / 2018
ACC Member	2013-14 - present
ACC Regular Season	91-5 (.948)
ACC Tournament	17-1 (.933)
ACC Tournament Championships	4 (2014-17)

## NATIONAL RANKINGS

2019-20 AP TOP 25  
(Week 3)

- Oregon
- Baylor
- Stanford
- UConn
- South Carolina
- Texas A&M
- Oregon St
- Louisville
- Maryland
- Mississippi St
- UCLA
- Florida St
- Kentucky
- NC State
- Michigan St
- Miami
- Syracuse
- Indiana
- DePaul
- Arkansas
- Michigan
- South Florida
- Gonzaga
- Tennessee
- West Virginia

Receiving Votes:

Notre Dame 62, Arizona 53, Arizona State 46, South Dakota 26, Missouri State 24, Minnesota 13, Drake 6, Texas 5, Rutgers 2, Northwestern 1

2019-20 USA TODAY COACHES  
(Week 3)

- Oregon
- Baylor
- Stanford
- UConn
- Oregon St
- South Carolina
- Texas A&M
- Mississippi St
- Louisville
- Maryland
- UCLA
- NC State
- Florida St
- Kentucky
- Syracuse
- Michigan St
- Miami
- Arkansas
- Michigan
- DePaul
- Gonzaga
- Missouri St
- South Florida
- Arizona
- Indiana

Receiving Votes:

Arizona State 61, Tennessee 60, South Dakota 59, Notre Dame 58, West Virginia 35, Drake 22, Texas 21, Princeton 13, James Madison 7, Rutgers 6, Minnesota 6, USC 5, Oklahoma State 4, Abilene Christian 2, Northern Iowa 1, Boise State 1, Ohio 1

**NOTRE DAME ACC STATS**

Team Stats	ACC Only (Rk)	All Games (Rk)
Scoring Offense		69.0 (10)
Scoring Defense		65.3 (13)
Scoring Margin		+3.7 (12)
FT Percentage		.638 (11)
FG Percentage		.408 (11)
FG Pct. Defense		.369 (11)
3-FG Percentage		.236 (15)
3-FG Pct. Defense		.288 (11)
Rebounding Offense		37.5 (14)
Rebounding Defense		44.0 (15)
Rebounding Margin		-6.5 (15)
Blocked Shots		4.5 (9)
Assists		14.3 (10)
Steals		9.5 (6)
Turnover Margin		+3.3 (6)
Assist/TO Ratio		0.8 (11)
Offensive Rebounds		12.5 (11)
Defensive Rebounds		25.0 (14)
3-FG Made		3.3 (14)

**INDIVIDUAL ACC STATS**

Individual Leaders	Stat	ACC (Rk)	All (Rk)
<b>Katlyn Gilbert</b>	Scoring		17.3 (9)
	FG%		.509 (10)
	Minutes		34.5 (6)
<b>Destinee Walker</b>	FT%		.731 (10)
	Minutes		36.5 (2)
<b>Anaya Peoples</b>	FG%		.477 (11)
	Blocks		1.3 (14)
<b>Sam Brunelle</b>	Scoring		15.3 (14)
	Blocks		1.3 (14)
	Minutes		33.8 (9)
<b>Marta Sniezek</b>	Assists		6.0 (4)
	A/TO Ratio		1.5 (8)
	Minutes		35.8 (4)

The Irish have reached 10 Elite Eights. In fact, Notre Dame and UConn are the only teams to reach the Elite Eight eight times in the last nine years. Yet, the Irish have been more successful than any other regularly-appearing school at that stage, as their .900 winning percentage (9-1) is the best of any program to play in at least five Elite Eights.

**Best Elite Fight Winning % (Min. Five App.)**

No.	School	Record	Pct.
1.	<b>Notre Dame</b>	<b>9-1</b>	<b>.900</b>
2.	UConn	20-5	.800
3.	Stanford	13-7	.650
4.	Tennessee	18-10	.643

Finally, Notre Dame has advanced to 17 Sweet 16s. The Irish are one of four schools to make the last 10 straight Sweet 16s, joining UConn, Stanford and Baylor.

**IRISH VERSUS THE ROCKETS**

Notre Dame leads the overall series against Toledo 6-2, with an unblemished mark of 3-0 inside Purcell Pavilion. The Irish have won five straight in the series, which included a 72-56 battle just a season ago, in a winning effort in Toledo.

**BRUNELLE GOING FOR FRESHMAN RECORD**

Never in the history of the Fighting Irish women's basketball program has a true freshman started her ND career with five straight games in double figures. With four consecutive double-digit scoring games under Sam Brunelle's belt, the freshman will be going after history on Wednesday.

**AN IMPRESSIVE STREAK ENDED**

A 12-year streak ended on Monday, Nov. 18, when Notre Dame exited the A.P. Top-25 poll. At the time, the Irish boasted the third highest active streak in the country with 234 straight weeks in the poll - only UConn and Baylor were higher. The streak dates back to the start of the 2007-08 season.

**PROTECTING THE HOUSE**

Purcell Pavilion continues to be one of the toughest venues to play in women's hoops. Before the back-to-back losses at home against Tennessee and Michigan State, the Irish were 110-3 over their last 113 games, which dates back to the 2012-13 season. The only three losses suffered in that stretch came at the hands of the UConn Huskies.

Notre Dame is 483-95 all-time inside Purcell Pavilion. The Irish have sold out Purcell Pavilion 56 times and boasts a 46-10 record in those instances.

Most notably, however, has been how dominant the Irish have been in league play at home. Notre Dame has won a school-record 58 consecutive home conference games, beginning with a 66-47 win over Providence on Feb. 14, 2012, in BIG EAST play.

**ACC**

Team	ACC Record	Overall Record
Boston College		2-2
Clemson		2-2
Duke		2-2
Florida State		4-0
Georgia Tech		3-0
Louisville		3-0
Miami		3-0
NC State		3-0
North Carolina		3-0
<b>Notre Dame</b>		<b>2-2</b>
Pitt		1-2
Syracuse		3-0
Virginia		2-2
Virginia Tech		3-0
Wake Forest		2-2

**PRESEASON ALL-ACC**

BLUE RIBBON PANEL	COACHES PANEL
<b>All-ACC</b>	<b>All-ACC</b>
Kobi Thornton, Clemson	Kobi Thornton, Clemson
Haley Gorecki, Duke	Haley Gorecki, Duke
Nicki Ekhomu, FSU	Nicki Ekhomu, FSU
Kiah Gillespie, FSU	Kiah Gillespie, FSU
Elizabeth Balogun, UL	Elizabeth Balogun, UL
Dana Evans, UL	Beatrice Mompremier, UM
Beatrice Mompremier, UM	Elissa Cunane, NC State
Elissa Cunane, NC State	Aislinn Konig, NC State
Janelle Bailey, UNC	Janelle Bailey, UNC
Jocelyn Willoughby, UVA	Jocelyn Willoughby, UVA
<b>Player of the Year</b>	<b>Player of the Year</b>
Beatrice Mompremier, UM	Beatrice Mompremier, UM
<b>Newcomer Watch List</b>	<b>Newcomer Watch List</b>
River Baldwin, FSU	River Baldwin, FSU
Nyah Green, UL	Nyah Green, UL
Jakie Brown-Turner, NC ST	Jakie Brown-Turner, NC ST
Sam Brunelle, ND	Sam Brunelle, ND
Anaya Peoples, ND	Anaya Peoples, ND



## NCAA NATIONAL RANKINGS

Statistic	Nat'l Rank	Conf Rank	Value	National Leader	Value
Blocks/Game	64	9	4.5	South Carolina	12.8
Free Throw Attempts	12	1	105	Troy	128
Free Throws Made	21	1	67	Troy	96
Turnovers Forced	67	4	20.75	Northwestern St.	32.33
Statistic	Player	Nat'l Rank	Value	National Leader	Value
Assists/Game	Marta Sniezek	22	6.0	Sabrina Ionescu, Oregon	10.7
FG Attempts	Sam Brunelle	63	58	Latrice Perkins, Col. of Charleston	92
	Katlyn Gilbert	24	39		
FG Made	Katlyn Gilbert	40	28	Alexa Willard, Missouri	44
Final Points	Katlyn Gilbert	63	69	Ayzhiana Basallo, San Jose St.	111
FT Attempts	Anaya Peoples	24	27	Antoinette Lewis, South Alabama	49
	Destinee Walker	34	26		
FT Made	Destinee Walker	32	19	Ayzhiana Basallo, San Jose St.	31
Minutes/Game	Destinee Walker	53	36.57	Maria Carvalho, Utah Valley	44.26
3PT FG Attempted	Sam Brunelle	50	28	Dyaisha Fair, Buffalo	44

### WELCOME BACK GILBERT

Last season, Gilbert played in six full games, including a breakout Vancouver Showcase, before suffering a season-ending shoulder injury against Iowa on Nov. 29, 2018. Nearly a year later, Gilbert has returned in full force, leading the team in scoring as her 17.3 ppg ranks ninth in the ACC. In fact, Gilbert has tallied double-digit points in all four games, leading the Irish in scoring in three of the four games.

In addition, Gilbert also leads the Irish in shooting percentage (.509), made field goals (28) and steals/game (2.0). Lastly, she is the lone Irish player thus far with a 20+ point performance, recording a career high of 24 points against Loyola.

### GILBERT-PEOPLES CONNECTION

The on-the-court chemistry between guards Katlyn Gilbert and Anaya Peoples has been immediate and there's no wonder why. Gilbert, from the Indianapolis area, and Peoples from Danville, Illinois, have played together every summer since they were seven and six years old, respectively. The duo first played on FBC together and later finished playing with Midwest Elite in Chicago.

The two spearheaded the big win over Loyola in the home opener, combining for 26 of the team's 44 second half points.

### BRUNELLE RALLY

Trailing by seven points in the fourth quarter, Sam Brunelle tried spearheading the rally by scoring 11

of her 19 points in the final period alone. Brunelle connected on two treys in the quarter, including one with 10 seconds left to cut the deficit to one. Brunelle also got a final three-point attempt up at the buzzer to tie the game, but the shot came up just short.

### NO REST FOR THE IRISH

Four Notre Dame starters all rank within the top-12 in the ACC in minutes played. Destinee Walker ranks second in the league, averaging 36.5/game. Sniezek ranks fourth with 35.8, Gilbert sixth with 34.5 and Brunelle ninth with 33.8.

### #24 CONTINUED

Putting on the No. 24 jersey in 2019 means big shoes to fill in South Bend. Though Arike's final two seasons with the Irish could never be replicated, grad transfer Destinee Walker is looking to step up to the plate.

It's been a long road back for Walker, who is competing in a full season for the first time in two years. Her only true injury-free season came her freshman year in 2015-16 at North Carolina, starting in 31-of-32 games played.

Walker debuted with the Irish with a 10-point, 10-rebound, double-double - just the second of her career. In game two, Walker came out hot, scoring 13 of her 19 points against Loyola MD in the first half. Walker then led the Irish in scoring against Tennessee with 18 points.

After the loss to the Lady Vols on Nov. 11, Coach McGraw urged Walker to be confident and take more shots when she has open looks.

Walker's 26 free-throw attempts rank 34th in the nation. Her 19 made free-throws rank 32nd. Walker is the best free-throw shooter on the team with over 20 attempts, converting 73.1 percent from the line, which ranks 10th in the ACC.

### SNIEZEK DIMES

Sniezek is averaging 6.0 assists per game, which ranks fourth in the ACC and 22nd in the nation. Meanwhile, her 1.5 A/T0 ratio ranks eighth in the league.

Furthermore, her 24 assists through the first four games of a season is the most since Lindsay Allen dished out 25 in the first four of the 2016-17 season. Allen had 34 after five games and went on to record 282 that season which holds the program record.

### WHAT WE'VE LOST

Starters Ogunbowale, Young, Mabrey, Shepard and Turner went down as the most prolific scoring fivesome in NCAA Division I history. The ND quintet amassed a total of 10,230 points, becoming the first group to ever accumulate 10,000 points or more.

When you look at those who graduated/went to the WNBA, transferred or who are currently injured (Prohaska & Vaughn), the Irish have lost 3,384 points of their 3,454 team total from last season. That equates to 98 percent of their offense. Both the percentage and total rank as the most all-time lost for a power-five school.

Now last year's starters went on to make WNBA Draft history - becoming the first starting five to not only be drafted but do so in the first 20 picks. Jackie Young became the second Irish player in program history selected No. 1 overall, joining Jewell Loyd, when she was picked by the Las Vegas Aces. Notre Dame joined Stanford, Tennessee and UConn as the only programs with multiple No. 1 overall selections.

Moments later, the Dallas Wings selected Arike Ogunbowale fifth overall. This marked the first time the Irish had two first round picks within the top five. History continued with the 11th overall pick, where the Atlanta Dream selected Brianna Turner, thus marking the first time Notre Dame had three first round picks. However, shortly after, the Mercury traded for the rights of Turner, shipping the forward to Phoenix, Arizona. Next up, Jessica Shepard went 16th overall to the Minnesota Lynx. Then Marina Mabrey completed the group after going 19th overall to the Los Angeles Sparks.

Furthermore, Ogunbowale, Young and Turner were later named to the WNBA All-Rookie Team, as ND became the first program to have three selections.

### CHANGE IN COACHING

Out of 349 NCAA Division I women's basketball

**NOTRE DAME'S RECORD WHEN ...****Day of the Week**

Sunday	
Monday	0-1
Tuesday	1-0
Wednesday	
Thursday	0-1
Friday	1-0
Saturday	

**Time of Game**

Day games (before 6 pm local time)	
Night games (6 pm or later local time)	2-2

**Location**

Home games	1-2
Road games	1-0
Neutral site	

**Halftime Score**

Leading at the half	2-0
Tied at the half	
Trailing at the half	0-2

**Individual Scoring**

Two or fewer double-figure scorers	
Three double-figure scorers	0-1
Four double-figure scorers	2-1
Five or more double-figure scorers	

**Rebounding margin**

More rebounds than opponent	2-0
Same number of rebounds	
Fewer rebounds than opponent	0-2

**Field goal shooting**

Shot higher percentage than opponent	2-1
Shot same percentage as opponent	
Show lower percentage than opponent	0-1
Shot 45% or better	1-1
Shoot less than 45%	1-1
Hold opponent under 40%	2-0

**Free-throw margin**

Make more free-throws than opponent	2-1
Make same number of free-throws	
Make fewer free-throws than opponent	0-1

**Turnovers**

Commit fewer turnovers	0-2
Commit same number of turnovers	1-0
Commit more turnovers	1-0

**Uniform Combinations**

White jerseys with gold	1-0
White jerseys with green trim	0-1
White jerseys with navy trim	0-1
Blue jerseys	1-0

**Miscellaneous**

Vs. top-25	0-1
Vs. top-10	
When ranked higher	2-2
When ranked lower	
On commercial tv	0-2
In overtime games	

**Margin of Victory**

1-5 points	1-1
6-10 points	
11-15 points	0-1
16-20 points	
21+ points	1-0

**Month**

November	2-2
December	
January	
February	
March	
April	

programs at the start of the 2018-19 season, Notre Dame was one of just six, whose head coach and three assistant coaches were together seven consecutive seasons. However, change met familiarity for the 2019-20 season. Just months after Coach McGraw's passionate Final Four speech about wanting more female leadership, Niele Ivey accepted an assistant coaching position with the Memphis Grizzlies, becoming the ninth active NBA female coach.

Enter a last name Notre Dame fans know all too well - Mabrey. Michaela ensures that a Mabrey will be on Notre Dame's campus for the eighth straight year. A 2016 alumna, her younger sister just graduated in 2019. Mabrey has spent one year coaching stints at Miami, Miami (Ohio) and LSU.

**FRESHMEN STARTERS**

A program rarity occurred in the season opener at Fordham, when Coach McGraw started freshmen Sam Brunelle and Anaya Peoples. It marked the first time two freshmen started a season opener for Notre Dame since the 2001-02 season opener in which Teresa Borton and Jacqueline Batteast started. And in that moment back in 2001, it marked the first time in 20 years two freshmen had started.

**FRESH FIVE**

With the exit of last year's starting five, the transfers of Nixon and Patterson, along with Prohaska's and Vaughn's injury, the Irish had a starting five this past week who have never started in an Irish uniform: two grad transfers, two true freshmen and a redshirt freshman (sophomore Katlyn Gilbert).

**DEFENSIVE PRIDE**

Coach McGraw noted before the season that this year's crop will pride itself on defense. Though last week didn't go Notre Dame's way against Tennessee and Michigan State, the Irish can certainly be proud of the fact they forced 28 Lady Vol turnovers, including 10 in a six-minute span in the fourth quarter. It marked the most turnovers forced since Notre Dame caused 25 against Tennessee on Jan. 18, 2018. Then, the Irish forced 20 MSU turnovers, thus totaling 48 in the two-game span.

**1,000 PROGRAM WINS**

With the victory over Fordham on Nov. 5, the Irish became the 13th team to reach the 1,000-win milestone. The teams right in front of the Irish are:  
No. 12 Maryland - 1,001 wins  
No. 11 Western Kentucky - 1,004 wins  
No. 10 Green Bay - 1,005 wins  
(win total listed was before season kicked off)\*

**RING OF HONOR**

On November 8, Natalie Achonwa joined Notre Dame's prestigious Ring of Honor. Achonwa becomes the sixth player to have a banner raised in the rafters, joining Ruth Riley-Hunter, Skylar Diggins-Smith, Niele Ivey, Beth (Morgan) Cunningham and Kayla McBride.

Donning an Irish uniform from 2010-14, Achonwa-led squads reached four consecutive Final Fours, including three NCAA title games. Achonwa accumulated an impressive 138-15 overall record (second most by a senior class) with a 60-4 mark in conference play, in addition to winning five combined regular season and conference tournament championships.

The Guelph, Ontario, native was a two-time All-American, three-time All-NCAA Regional nod and a two-time All-Conference selection (2013 Big East / 2014 ACC). Achonwa, who captained the Irish her senior year, now ranks 16th on the Irish all-time scoring list, amassing 1,546 points over her storied career.

**SEASON OPENERS**

The victory against Fordham also kept intact an impressive winning streak in season openers, marking the 25th in a row, dating back to Nov. 30, 1994.

**NEW TEAM, SAME SCHEDULE**

Coach McGraw has never shied away from having a challenging schedule. In fact, the Irish have boasted both the No. 1 strength of schedule and No. 1 RPI the past two seasons. This year, despite all the new faces, the scheduling philosophy remains the same.

All-in-all, the Irish face 10 teams ranked inside the preseason AP top-25. The breakdown:

Five Non-Conference - #25 Michigan, #23 Minnesota,





Peoples, who was ranked fourth at her position, was a two-time Illinois Class 1A State champion at Dan Schlarman High, where she finished her prep career with 2,086 points. Peoples was a 2019 McDonald's All-American and Jordan Brand Classic member. In 2018, Peoples was a Naismith All-America honorable mention.

### **CHERYL MILLER AWARD WATCH LIST**

The Naismith Memorial Basketball Hall of Fame and the Women's Basketball Coaches Association announced its watch list for the 2020 Cheryl Miller Award, with freshman Sam Brunelle making the cut. The Cheryl Miller Award Watch List recognizes the top 20 small forwards in the country.

This marks the second consecutive year the Irish have had a representative on the Cheryl Miller Award Watch List. Last season, Jackie Young was a top-five finalist for the award.

### **ND RADIO CREW**

The women's hoops program announced its radio broadcast crew for the upcoming 2019-20 season. Joining Bob Nagle this year will be 1991 alumnae Karen (Robinson) Keyes and Fighting Irish Media's Tony Simeone. Keyes will be the color analyst alongside the play-by-play host for a majority of this year's contests. Meanwhile, Simeone will be on the mic for all road games. The voice of the women's program, Bob Nagle, will remain the main play-by-play for all home contests, along with co-hosting the Muffet McGraw Radio Show. Nagle is currently rehabbing a foot injury and will spend time off the road returning to full health.

### **MUFFET MCGRAW RADIO SHOW**

The Muffet McGraw Radio Show presented by TireRack.com will once again return to O'Rourke's Public House for five dates during the 2019-20 season. Karen and Kevin Keyes Notre Dame women's basketball head coach Muffet McGraw, alongside the voice of the Irish Bob Nagle, will conduct the one-hour broadcast live, both on Facebook live and to the Irish faithful in attendance.

Irish fans can set their calendars now for the following radio show dates: Nov. 18, Dec. 2, Dec. 30, Jan. 27 and Feb. 24. The show will air from 6-7 p.m. ET, with the exception of the Nov. 18 date, which will begin at an earlier 5:30 p.m. start time.

Each episode will not only broadcast live on 96.9/92.1/103.1 Pulse FM, but also stream live on the Notre Dame Fighting Irish app and on Facebook.com/FightingIrish.

### **STATISTICAL CHAMPION**

The 2018-19 version of the Fighting Irish earned a statistical championship by season's end for the country's top offense. Averaging a blistering 88.6 points per

game, it marks the first time in which the Irish finished as the nation's top offense. All-in-all, the Irish totaled 3,454 points.

Notre Dame's scoring average will also go down as the program's top offense as well. The 2013-14 Irish squad led by Kayla McBride and Natalie Achonwa previously held the record at 86.1 ppg (3,271 points in 38 games).

### **RECORD BREAKER X 3**

Three players --> Four different record holders. Arike Ogunbowale became Notre Dame's all-time scoring leader on Feb. 21 vs Duke. The senior surpassed Skylar Diggins-Smith's record of 2,357 career points. In addition, Ogunbowale was just 1-of-5 Irish greats to score over 2,000 points, joining Ruth Riley, Katryna Gaither, Beth (Morgan) Cunningham and of course Skylar Diggins-Smith. Ogunbowale ultimately finished with 2,626 career points, which ranked third all-time in the ACC.

On March 9 in the ACC Semis vs Syracuse, Marina Mabrey became Notre Dame's made three-pointers record holder. Mabrey went 4-for-9 from deep, surpassing Alicia Ratay (262). The senior finished with 274 career made threes, which ranks eighth all-time in the ACC.

Next, on March 25 vs Michigan State, Brianna Turner became the new rebounding leader at Notre Dame, surpassing Ruth Riley's mark of 1,007. Turner finished with 1,048 rebounds.

However, Turner wasn't done there, becoming the program's new blocks leader on the game-clinching play of the National Semifinal vs. UConn. Turner surpassed Ruth Riley's 370 mark to finish with 372 --> third all-time in the ACC.

\*Honorable Mention to Jessica Shepard, who after two years with the Irish, posted a 9.2 career rebounding average. That number qualifies for first all-time.

### **A 30-WIN CAMPAIGN**

Notre Dame wrapped the 2018-19 year with a 35-4 overall record, marking the program's ninth consecutive 30-win season and 11th in school history. Nationally, only UConn has a longer active streak of 30-win seasons at 14, while Baylor matches the Irish with a streak that began in 2010-11.

### **ACC CHAMPS**

Notre Dame earned its sixth straight ACC regular season title and eighth straight conference regular season title when dating back to the final two years of the Big East. The six consecutive regular season titles tie the all-time mark set by Virginia from 1991-96.

In addition, the eight in a row marks the second highest active streak in the country, only behind nine from Baylor. Green Bay lost its streak of 20 to Wright State

this season in the Horizon League.



### Leading Scorer

Kate Gilbert	3 (3)
Sam Brunelle	2 (2)
Destinee Walker	1 (1)

### Leading Rebounder

Sam Brunelle	2 (2)
Destinee Walker	1 (1)
Anaya Peoples	1 (1)

### Leader in Assists

Marta Snizek	4 (4)
Abby Prohaska	0 (1)

### 20-Point Scoring Games

Opponents	2
Notre Dame	1
Marta Snizek	1

### 30-Point Scoring Games

Opponents	1
Notre Dame	0

### Tip-Offs Controlled

Opponents	2
Notre Dame	2
Mikayla Vaughn	1-1
Sam Brunelle	1-3

### First Score

Opponents	3
Notre Dame	1
Anaya Peoples	1

### Runs of 10 or Better

Opponents	1
Notre Dame	3

### Largest Halftime Lead

18 vs Loyola MD, 11/8/19

### Largest Halftime Deficit

8 vs Tennessee, 11/11/19

### Largest Lead

28 vs Loyola MD (1:20 in 4Q), 11/8/19

### Largest Deficit

18 vs Tennessee (7:06 in 3Q), 11/11/19

### Largest Deficit Overcome to Win

2 at Fordham (1st Q, 1:53, 14-12), 11/5/19

### Largest Lead Given Out in Loss

3 vs Tennessee (8:51 in 1Q, 11/11/19)

### Most Consecutive Points

17 at Fordham, 11/5/19

### Most Consecutive Points (Opponent)

10, Tennessee, 11/11/19

### Double-Figure Points

Player	2019-20	Career
Katlyn Gilbert	4	5
Sam Brunelle	4	4
Destinee Walker	3	43
Anaya Peoples	3	3
Danielle Cosgrove	1	1
Mikayla Vaughn	0	4

### Double-Figure Rebounds

Player	2019-20	Career
Destinee Walker	1	2
Mikayla Vaughn	0	1

### 5-5-5 Games

(aka "Stat Sheet Stuffers")

Player	2019-20	Career
Marta Snizek	0	6
Destinee Walker	0	1

### Double-Doubles

Player	2019-20	Career
Destinee Walker	1	2

### Triple-Doubles

Player	2019-20	Career
--------	---------	--------

### Season Point Totals

Date	Opp.	Paint	OffTO	2ndCh	FBreak	Bench
11/5	Fordham	32/22	14/13	14/9	9/3	16/8
11/8	Loyola MD	42/30	24/18	11/9	15/8	8/35
11/11	Tennessee	16/26	19/14	9/14	11/9	3/13
11/14	Michigan St	28/24	18/29	9/13	9/9	12/13

\*Notre Dame is listed first in each column

### Points in the Paint

	Total	Average
Notre Dame	118	29.5
Opponents	102	25.5

### Points Off Turnovers

	Total	Average
Notre Dame	75	18.8
Opponents	74	18.5

### Second Chance Points

	Total	Average
Notre Dame	43	10.8
Opponents	45	11.3

### Fast Break Points

	Total	Average
Notre Dame	44	11.0
Opponents	29	7.3

### Bench Scoring

	Total	Average
Notre Dame	39	9.8
Opponents	69	17.3





# KATIE COLE

# 2

5-10 // SENIOR // GUARD

TOLEDO, OHIO

SYLVANIA NORTHVIEW

### SEASON BESTS

Pts: 2 (vs Loyola MD, 11/8/19)  
 Rebs: 1 (vs Loyola MD, 11/8/19)  
 FGM: 1 (vs Loyola MD, 11/8/19)  
 FGA: 1, 2x (last vs Michigan St, 11/14/19)  
 3FGM:  
 3FGA:  
 FTM:  
 FTA:  
 Ast:  
 Blk:  
 Stl: 2 (vs Tennessee, 11/11/19)  
 Min: 11 (vs Michigan St, 11/14/19)

### CAREER BESTS

Pts: 5, 2x (last at Wake Forest, 12/31/17)  
 Rebs: 4 (vs Virginia, 3/2/18)  
 FGM: 2, 2x (last at Wake Forest, 12/31/17)  
 FGA: 4 (vs Mount, 11/11/17)  
 3FGM: 1, 6x (last vs CSUN, 3/16/18)  
 3FGA: 2, 3x (last vs UNC, 2/1/18)  
 FTM: 1 (at Pitt, 1/25/18)  
 FTA: 3 (at Pitt, 1/25/18)  
 Ast: 1, 2x (last vs NC State, 2/25/18)  
 Blk: 1, 3x (last vs Virginia, 3/2/18)  
 Stl: 2, 2x (last vs Tennessee, 11/11/19)  
 Min: 12, 2x (last vs Villanova, 3/18/18)

### SEASON

0..... Double-Figure Scoring.....0

### CAREER

### 2019-20 GAME-BY-GAME STATISTICS

Date	Opponent	GS	MIN	FG-A	3P-A	FT-A	RB	PF	A	TO	ST	BL	PTS
11/5	@ Fordham	5	0-0	0-0	0-0	0-0-0	0	0	0	0	0	0	0
11/8	Loyola MD	8	1-1	0-0	0-0	0-1-1	1	0	0	0	0	0	2
11/11	Tennessee	7	0-0	0-0	0-0	0-0-0	2	0	0	2	0	0	0
11/14	Michigan St	11	0-1	0-0	0-0	0-0-0	2	0	1	0	0	0	0
11/20	Toledo												
11/23	@ Michigan												
11/28	vs FGCU												
11/29	vs South Dakota St												
11/30	vs USF												
12/4	Minnesota												
12/8	@ UConn												
12/11	DePaul												
12/29	Clemson												
1/2	@ Pittsburgh												
1/5	@ Syracuse												
1/9	Boston College												
1/12	NC State												
1/16	@ Duke												
1/19	Miami												
1/26	@ Virginia												
1/30	Louisville												
2/2	@ Georgia Tech												
2/6	@ Wake Forest												
2/9	Pittsburgh												
2/13	@ Boston College												
2/16	@ Louisville												
2/20	Virginia Tech												
2/23	Syracuse												
2/27	UNC												
3/1	@ Florida St												

### UPDATE

- Awarded a scholarship for her senior season.
- Cole has made appearances in all 4 games, averaging 7.7 minutes.
- Played in a season high 11 minutes against No. 16 Michigan State (11/14).
- Saw five minutes of action in the season opener at Fordham. Marked her first appearance since her sophomore campaign after sitting out her junior year with a knee injury.
- Tallied two points (via layup) in win over Loyola Maryland on Nov. 8.
- Picked up two steals in seven minutes versus Tennessee on Nov. 11.

### COLE'S OVERALL CAREER STATISTICS

SEASON	TEAM	GP-GS	MIN/AVG	FG-FGA	FG%	3FG-FGA	3FG%	FT-FTA	FT%	OFF	DEF	TOT	AVG	PF-FO	AST	TO	BLK	STL	PTS	AVG
2017-18	ND	24-0	120/5.0	11-28	.393	6-17	.353	1-3	.333	5	11	16	0.7	11-0	2	9	3	6	29	1.2
2019-20	ND	4-0	31/7.7	1-2	.500	0-0	.000	0-0	.000	0	1	1	0.3	5-0	0	1	0	2	2	0.5
<b>TOTAL</b>		<b>28-0</b>	<b>151/5.4</b>	<b>12-30</b>	<b>.400</b>	<b>6-17</b>	<b>.353</b>	<b>1-3</b>	<b>.333</b>	<b>5</b>	<b>12</b>	<b>17</b>	<b>0.6</b>	<b>16-0</b>	<b>2</b>	<b>10</b>	<b>3</b>	<b>8</b>	<b>31</b>	<b>1.1</b>



# MAGGIE MURDOCK

# 3

5-8 // SOPHOMORE // GUARD

GLENCOE, ILLINOIS

NEW TRIER

## SEASON BESTS

Pts:  
Rebs:  
FGM:  
FGA: 1 (vs Loyola MD, 11/8/19)  
3FGM:  
3FGA: 1 (vs Loyola MD, 11/8/19)  
FTM:  
FTA:  
Ast:  
Blk:  
Stl:  
Min: 1 (vs Loyola MD, 11/8/19)

## CAREER BESTS

Pts:  
Rebs:  
FGM:  
FGA: 1 (vs Loyola MD, 11/8/19)  
3FGM:  
3FGA: 1 (vs Loyola MD, 11/8/19)  
FTM:  
FTA:  
Ast:  
Blk:  
Stl:  
Min: 1 (vs Loyola MD, 11/8/19)

## UPDATE

• 1-of-3 walk-ons added to this year's team. 1-of-4 total.

• First set of twins in program history.

## HIGH SCHOOL

• Attended New Trier High School

• 2018 CSL South Player of the Year // 2018 IBCA 4A All-State Honorable Mention // 2018 Team 22 All-Area Team Honorable Mention // 2018 Daily NorthShore.com Best Long-Range Shooter

• 2018 Team captain

• Averaged 9.4 ppg, 2.4 apg, 3.0 rpg and 2.0 spg her senior year. Also shot 40.6 percent from the field and 41.0 percent from three. Shot 73.2 percent from the free-throw line

• Lettered one year in volleyball – played setter

• Four-year honor roll recipient

• 2018 Illinois State Scholar // 2018 Outstanding Student of Mathematics

• Her uncle, Dennis Carroll, played basketball and tennis at Notre Dame

• Majoring in Mathematics

• Played on the Notre Dame Club Basketball squad her freshman year – Nationals qualifier

## 2019-20 GAME-BY-GAME STATISTICS

Date	Opponent	GS	MIN	FG-A	3P-A	FT-A	RB	PF	A	TO	ST	BL	PTS
11/5	@ Fordham		DNP										
11/8	Loyola MD		1	0-1	0-1	0-0	0	0	0	0	0	0	0
11/11	Tennessee		DNP										
11/14	Michigan St		DNP										
11/20	Toledo												
11/23	@ Michigan												
11/28	vs FGCU												
11/29	vs South Dakota St												
11/30	vs USF												
12/4	Minnesota												
12/8	@ UConn												
12/11	DePaul												
12/29	Clemson												
1/2	@ Pittsburgh												
1/5	@ Syracuse												
1/9	Boston College												
1/12	NC State												
1/16	@ Duke												
1/19	Miami												
1/26	@ Virginia												
1/30	Louisville												
2/2	@ Georgia Tech												
2/6	@ Wake Forest												
2/9	Pittsburgh												
2/13	@ Boston College												
2/16	@ Louisville												
2/20	Virginia Tech												
2/23	Syracuse												
2/27	UNC												
3/1	@ Florida St												

## MURDOCK'S OVERALL CAREER STATISTICS

SEASON	TEAM	GP-GS	MIN/AVG	FG-FGA	FG%	3FG-FGA	3FG%	FT-FTA	FT%	OFF	DEF	TOT	AVG	PF-FO	AST	TO	BLK	STL	PTS	AVG
2019-20	ND	1-0	1/1.5	0-1	.000	0-1	.000	0-0	.000	0	0	0	0.0	0-0	0	0	0	0	0	0.0
<b>TOTAL</b>		<b>1-0</b>	<b>1/1.5</b>	<b>0-1</b>	<b>.000</b>	<b>0-1</b>	<b>.000</b>	<b>0-0</b>	<b>.000</b>	<b>0</b>	<b>0</b>	<b>0</b>	<b>0.0</b>	<b>0-0</b>	<b>0</b>	<b>0</b>	<b>0</b>	<b>0</b>	<b>0</b>	<b>0.0</b>



# CATE MURDOCK 5

5-8 // SOPHOMORE // GUARD

GLENCOE, ILLINOIS

NEW TRIER

### SEASON BESTS

Pts:  
Rebs:  
FGM:  
FGA:  
3FGM:  
3FGA:  
FTM:  
FTA:  
Ast:  
Blk:  
Stl:  
Min: 1 (vs Loyola MD, 11/8/19)

### CAREER BESTS

Pts:  
Rebs:  
FGM:  
FGA:  
3FGM:  
3FGA:  
FTM:  
FTA:  
Ast:  
Blk:  
Stl:  
Min: 1 (vs Loyola MD, 11/8/19)

### UPDATE

• 1-of-3 walk-ons added to this year's team. 1-of-4 total.

• First set of twins in program history.

#### HIGH SCHOOL

- Attended New Trier High School
- Two-time CSL South All-Conference // Team 22 All-Area First Team her senior year // IBCA 4A All-State Honorable Mention her senior year
- Averaged 10.9 ppg, 2.9 apg, 3.8 rpg and 2.0 spg her senior year. Also shot 44.5 percent from the field and 36.3 percent from three.
- Four-year honor roll recipient // 2018 Illinois State Scholar
- Her uncle, Dennis Carroll, played basketball and tennis at Notre Dame
- Majoring in Mathematics
- Played on the Notre Dame Club Basketball squad her freshman year – Nationals qualifier and MVP of the Regionals tournament in 2019

### 2019-20 GAME-BY-GAME STATISTICS

Date	Opponent	GS	MIN	FG-A	3P-A	FT-A	RB	PF	A	TO	ST	BL	PTS
11/5	@ Fordham		DNP										
11/8	Loyola MD		1	0-0	0-0	0-0	0	0	0	1	0	0	0
11/11	Tennessee		DNP										
11/14	Michigan St		DNP										
11/20	Toledo												
11/23	@ Michigan												
11/28	vs FGCU												
11/29	vs South Dakota St												
11/30	vs USF												
12/4	Minnesota												
12/8	@ UConn												
12/11	DePaul												
12/29	Clemson												
1/2	@ Pittsburgh												
1/5	@ Syracuse												
1/9	Boston College												
1/12	NC State												
1/16	@ Duke												
1/19	Miami												
1/26	@ Virginia												
1/30	Louisville												
2/2	@ Georgia Tech												
2/6	@ Wake Forest												
2/9	Pittsburgh												
2/13	@ Boston College												
2/16	@ Louisville												
2/20	Virginia Tech												
2/23	Syracuse												
2/27	UNC												
3/1	@ Florida St												

### MURDOCK'S OVERALL CAREER STATISTICS

SEASON	TEAM	GP-GS	MIN/AVG	FG-FGA	FG%	3FG-FGA	3FG%	FT-FTA	FT%	OFF	DEF	TOT	AVG	PF-FO	AST	TO	BLK	STL	PTS	AVG
2019-20	ND	1-0	1/1.5	0-0	.000	0-0	.000	0-0	.000	0	0	0	0.0	0-0	0	1	0	0	0	0.0
<b>TOTAL</b>		<b>1-0</b>	<b>1/1.5</b>	<b>0-0</b>	<b>.000</b>	<b>0-0</b>	<b>.000</b>	<b>0-0</b>	<b>.000</b>	<b>0</b>	<b>0</b>	<b>0</b>	<b>0.0</b>	<b>0-0</b>	<b>0</b>	<b>1</b>	<b>0</b>	<b>0</b>	<b>0</b>	<b>0.0</b>



# KATLYN GILBERT

# 10

5-10 // SOPHOMORE // GUARD

INDIANAPOLIS, INDIANA

HERITAGE CHRISTIAN

## UPDATE

- Played in all 4 games, starting in all but the season opener. Averages 34.6 minutes/game.
- Registered double-digit points in all four games, leading the Irish in scoring with 17.3 ppg - ranks 9th in the ACC.
- Gilbert also leads ND in shooting percentage (.509), made field goals (28) and steals/game (2.0).
- Lone Irish player thus far with a 20+ point performance.
- Tied her career high of four steals to go with her 19 points against No. 16 Michigan State (11/14).
- Made the most of her first career start, leading the Irish with a career high 24 points on 9-of-15 shooting from the floor, including a career best 6-of-9 from the line. Also reeled in a career best 6 boards.
- Gilbert & Peoples have played together every summer since they were seven & six years old, respectively. The chemistry between the two was evident against Loyola Maryland as the duo combined for 26 of the team's 44 second half points.
- In her first game back since Nov. 29, 2018, Gilbert shone bright, co-leading the Irish with 14 points.
- Last season, Gilbert separated her right shoulder in the win over No. 14 Iowa (11/29). Had surgery to repair the damage and sat out the remainder of the season.

## SEASON BESTS

Pts: 24 (vs Loyola MD, 11/8/19)  
Rebs: 6 (vs Loyola MD, 11/8/19)  
FGM: 9, 2x (last vs Michigan St, 11/14/19)  
FGA: 16 (vs Michigan St, 11/14/19)  
3FGM:  
3FGA: 1, 2x (last vs Tennessee, 11/11/19)  
FTM: 6 (vs Loyola MD, 11/8/19)  
FTA: 9 (at Fordham, 11/5/19)  
Ast: 2, 2x (last vs Tennessee, 11/11/19)  
Blk: 2 (vs Michigan St, 11/14/19)  
Stl: 4 (vs Michigan St, 11/14/19)  
Min: 38 (vs Michigan St, 11/14/19)

## CAREER BESTS

Pts: 14, 2x (last at Fordham, 11/5/19)  
Rebs: 6 (vs Loyola MD, 11/8/19)  
FGM: 9, 2x (last vs Michigan St, 11/14/19)  
FGA: 16 (vs Michigan St, 11/14/19)  
3FGM:  
3FGA: 1, 6x (last vs Tennessee, 11/11/19)  
FTM: 6 (vs Loyola MD, 11/8/19)  
FTA: 9 (at Fordham, 11/5/19)  
Ast: 2, 2x (last vs Tennessee, 11/11/19)  
Blk: 2 (vs Michigan St, 11/14/19)  
Stl: 4, 2x (last vs Michigan St, 11/14/19)  
Min: 38 (vs Michigan St, 11/14/19)

## SEASON

4..... Double-Figure Scoring..... 5

## CAREER

## KEY STATISTICS

POINTS	FG%	FG MADE	STEALS
17.3	.509	28	2.0
LEADS TEAM	LEADS TEAM	LEADS TEAM	CO-LEADS TEAM
9TH IN ACC	10TH IN ACC	40TH IN NATION	

## 2019-20 GAME-BY-GAME STATISTICS

Date	Opponent	GS	MIN	FG-A	3P-A	FT-A	RB	PF	A	TO	ST	BL	PTS
11/5	@ Fordham		30	5-9	0-0	4-9	2-3-5	1	0	3	2	1	14
11/8	Loyola MD	*	33	9-15	0-1	6-7	3-3-6	2	2	4	1	1	24
11/11	Tennessee	*	37	6-15	0-1	0-0	0-2-2	3	2	3	1	0	12
11/14	Michigan St	*	38	9-16	0-0	3-4	1-3-4	2	0	8	4	2	19
11/20	Toledo												
11/23	@ Michigan												
11/28	vs FGCU												
11/29	vs South Dakota St												
11/30	vs USF												
12/4	Minnesota												
12/8	@ UConn												
12/11	DePaul												
12/29	Clemson												
1/2	@ Pittsburgh												
1/5	@ Syracuse												
1/9	Boston College												
1/12	NC State												
1/16	@ Duke												
1/19	Miami												
1/26	@ Virginia												
1/30	Louisville												
2/2	@ Georgia Tech												
2/6	@ Wake Forest												
2/9	Pittsburgh												
2/13	@ Boston College												
2/16	@ Louisville												
2/20	Virginia Tech												
2/23	Syracuse												
2/27	UNC												
3/1	@ Florida St												

## GILBERT'S OVERALL CAREER STATISTICS

SEASON	TEAM	GP-GS	MIN/AVG	FG-FGA	FG%	3FG-FGA	3FG%	FT-FTA	FT%	OFF DEF	TOT	AVG	PF-FO	AST	TO	BLK	STL	PTS	AVG	
2018-19	ND	7-0	111/15.9	9-20	.450	1-5	.200	6-8	.750	4	11	15	2.1	11-0	2	8	1	6	25	3.6
2019-20	ND	4-3	138/34.6	28-55	.509	0-2	.000	13-20	.650	6	11	17	4.3	8-0	4	18	4	8	69	17.3
<b>TOTAL</b>		<b>11-3</b>	<b>250/22.7</b>	<b>37-75</b>	<b>.493</b>	<b>1-7</b>	<b>.143</b>	<b>19-28</b>	<b>.679</b>	<b>10</b>	<b>22</b>	<b>32</b>	<b>2.9</b>	<b>19-0</b>	<b>6</b>	<b>26</b>	<b>5</b>	<b>14</b>	<b>94</b>	<b>8.5</b>



# ABBY PROHASKA 12

5-10 // SOPHOMORE // GUARD

LIBERTY TOWNSHIP, OHIO

LAKOTA WEST

## SEASON BESTS

Pts:  
Rebs:  
FGM:  
FGA:  
3FGM:  
3FGA:  
FTM:  
FTA:  
Ast:  
Blk:  
Stl:  
Min:

## CAREER BESTS

Pts: 6, 2x (last vs FSU, 2/10/19)  
Rebs: 5, 2x (last vs FSU, 2/10/19)  
FGM: 3 (vs FSU, 2/10/19)  
FGA: 5 (vs Duke, 2/21/19)  
3FGM: 1, 2x (last vs Syracuse, 3/9/19)  
3FGA: 2 (vs Syracuse, 3/9/19)  
FTM: 4 (vs Harvard, 11/9/18)  
FTA: 4, 2x (last at Boston College, 2/13/19)  
Ast: 4, 2x (last vs WKU, 12/19/18)  
Blk: 1 (vs Iowa, 11/29/18)  
Stl: 4, 2x (last at Virginia Tech, 1/16/19)  
Min: 30 (vs Drake, 11/23/18)

I AM APPROACHING THIS POST A LITTLE DIFFERENTLY TODAY...

RECENTLY, I HAVE BEEN **DIAGNOSED WITH BILATERAL PULMONARY EMBOLISM**. IN OTHER WORDS, I HAVE A BLOOD CLOT IN EACH OF MY LUNGS. THE AMOUNT OF TIME I WILL BE OUT IS INDEFINITE, BUT I WILL BE **RIGHT ALONGSIDE THIS TEAM FOR EVERY GAME I CANNOT PLAY**.

I AM THANKFUL FOR THE **ENDLESS SUPPORT** AND LOVE FROM MY FAMILY, MY TEAMMATES, MY COACHES, AND MY FRIENDS. THIS IS JUST A BUMP IN THE ROAD.

#SEETHEFUTURE #BLESSED

*Abby Prohaska*



PROHASKA'S OVERALL CAREER STATISTICS

SEASON	TEAM	GP-GS	MIN/AVG	FG-FGA	FG%	3FG-FGA	3FG%	FT-FTA	FT%	OFF	DEF	TOT	AVG	PF-FO	AST	TO	BLK	STL	PTS	AVG
2018-19	ND	38-3	547/14.4	18-49	.367	2-7	.286	20-26	.769	25	44	69	1.8	58-0	43	30	1	30	58	1.5
<b>TOTAL</b>		<b>38-3</b>	<b>547/14.4</b>	<b>18-49</b>	<b>.367</b>	<b>2-7</b>	<b>.286</b>	<b>20-26</b>	<b>.769</b>	<b>25</b>	<b>44</b>	<b>69</b>	<b>1.8</b>	<b>58-0</b>	<b>43</b>	<b>30</b>	<b>1</b>	<b>30</b>	<b>58</b>	<b>1.5</b>



# MARTA SNIEZEK

# 13

5-8 // GRADUATE // GUARD

MCLEAN, VIRGINIA

STANFORD // NATIONAL CATHEDRAL

## UPDATE

- Started in all 3 games, averaging 35.8 minutes, which ranks 4th in the ACC.
- Averaging 6.0 assists, which ranks 4th in the ACC and 22nd in the nation. Meanwhile, her 1.5 A/T/O ratio ranks 8th in the league.
- Her 24 assists through the first four games of a season is the most since Lindsay Allen dished out 25 in the first four of the 2016-17 season. Allen had 34 after five games and went on to record 282 that season - which holds the program record.
- Leads the team in defensive rebounds/game with 4.8.
- Took two charges in the Tennessee game, helping the Irish force 28 turnovers against the Lady Vols.
- In her debut with the Irish, Sniezek started at the point and dished out six assists to go with her three steals.
- Fun Fact: 1-of-9 siblings in her family.
- Fun Fact: In 2015, she was both the Washington D.C. Gatorade Basketball Player of the Year and the Soccer Player of the Year.

## AT STANFORD

- Pac-12 All-Defensive Honorable Mention junior year.
- Led Stanford in assists in 26 games her junior year.
- Handed out 75 assists against just 28 turnovers in the final 16 games of her sophomore year.
- Averaged 5.6 assists in the NCAA Tournament her sophomore year, sixth-best among players that advanced past the first weekend.
- Had a game-high eight assists and no turnovers in Stanford's Elite Eight comeback against No. 2 Notre Dame (3/26).
- Pac-12 All-Freshman Honorable Mention
- Became the eighth Stanford freshman to reach 100 assists (109)

## SEASON BESTS

Pts: 2 (vs Loyola MD, 11/8/19)  
 Rebs: 7 (vs Loyola MD, 11/8/19)  
 FGM: 1 (vs Tennessee, 11/11/19)  
 FGA: 5 (vs Tennessee, 11/11/19)  
 3FGM:  
 3FGA: 1 (vs Tennessee, 11/11/19)  
 FTM: 3 (vs Tennessee, 11/11/19)  
 FTA: 3 (vs Tennessee, 11/11/19)  
 Ast: 8 (vs Michigan St, 11/14/19)  
 Blk:  
 Stl: 3 (at Fordham, 11/5/19)  
 Min: 38, 2x (last vs Michigan St, 11/14/19)

## CAREER BESTS

Pts: 13, 2x (last at Washington, 2/23/18)  
 Rebs: 10 (vs USC, 12/31/17)  
 FGM: 5, 2x (last vs Arizona St, 1/26/18)  
 FGA: 12 (vs Belmont, 11/24/17)  
 3FGM: 3, 2x (last vs Utah, 2/9/18)  
 3FGA: 8 (vs Belmont, 11/24/17)  
 FTM: 6, 2x (last vs USC, 3/2/18)  
 FTA: 9 (vs Tennessee, 12/16/15)  
 Ast: 13 (vs Washington, 3/4/16)  
 Blk: 1, 7x (last vs Oregon, 3/4/18)  
 Stl: 6 (vs Oregon St, 1/8/17)  
 Min: 40 (vs UCLA, 12/29/17)

## SEASON

0..... Double-Figure Scoring.....9  
 0..... Double-Figure Rebounds.....1

## CAREER

## KEY STATISTICS

ASSISTS	REBOUNDS	STEALS	D-REB
<b>6.0</b>	<b>4.8</b>	<b>1.8</b>	<b>4.8</b>
4TH IN ACC	4TH ON TEAM	T-3RD ON TEAM	LEADS TEAM
22ND IN NATION			

## 2019-20 GAME-BY-GAME STATISTICS

Date	Opponent	GS	MIN	FG-A	3P-A	FT-A	RB	PF	A	TO	ST	BL	PTS
11/5	@ Fordham	*	38	0-3	0-0	1-2	0-4-4	0	6	5	3	0	1
11/8	Loyola MD	*	29	0-0	0-0	2-2	0-7-7	3	6	6	2	0	2
11/11	Tennessee	*	37	1-5	0-1	3-3	0-4-4	5	4	2	1	0	5
11/14	Michigan St	*	38	0-3	0-0	0-0	0-4-4	4	8	3	1	0	0
11/20	Toledo												
11/23	@ Michigan												
11/28	vs FGCU												
11/29	vs South Dakota St												
11/30	vs USF												
12/4	Minnesota												
12/8	@ UConn												
12/11	DePaul												
12/29	Clemson												
1/2	@ Pittsburgh												
1/5	@ Syracuse												
1/9	Boston College												
1/12	NC State												
1/16	@ Duke												
1/19	Miami												
1/26	@ Virginia												
1/30	Louisville												
2/2	@ Georgia Tech												
2/6	@ Wake Forest												
2/9	Pittsburgh												
2/13	@ Boston College												
2/16	@ Louisville												
2/20	Virginia Tech												
2/23	Syracuse												
2/27	UNC												
3/1	@ Florida St												

## SNIEZEK'S OVERALL CAREER STATISTICS

SEASON	TEAM	GP-GS	MIN/AVG	FG-FGA	FG%	3FG-FGA	3FG%	FT-FTA	FT%	OFF	DEF	TOT	AVG	PF-FO	AST	TO	BLK	STL	PTS	AVG
2015-16	Stan	35-9	656/18.7	35-99	.354	4-17	.235	28-42	.667	8	48	56	1.6	27-0	109	63	1	21	102	2.9
2016-17	Stan	38-9	948/24.9	56-149	.376	6-20	.300	54-75	.720	6	100	106	2.8	64-0	169	93	3	51	172	4.5
2017-18	Stan	35-32	971/27.7	56-156	.359	20-59	.339	61-90	.678	7	115	122	3.5	68-1	150	78	3	38	193	5.5
2019-20	ND	4-4	143/35.6	1-11	.091	0-1	.000	6-7	.857	0	19	19	4.8	12-1	24	16	0	7	8	2.0
<b>TOTAL FOR ND</b>		<b>4-4</b>	<b>143/35.6</b>	<b>1-11</b>	<b>.091</b>	<b>0-1</b>	<b>.000</b>	<b>6-7</b>	<b>.857</b>	<b>0</b>	<b>19</b>	<b>19</b>	<b>4.8</b>	<b>12-1</b>	<b>24</b>	<b>16</b>	<b>0</b>	<b>7</b>	<b>8</b>	<b>2.0</b>
<b>TOTAL</b>		<b>112-54</b>	<b>2718/24.3</b>	<b>148-415</b>	<b>.357</b>	<b>30-97</b>	<b>.309</b>	<b>149-214</b>	<b>.696</b>	<b>21</b>	<b>282</b>	<b>303</b>	<b>2.7</b>	<b>171-2</b>	<b>452</b>	<b>250</b>	<b>7</b>	<b>117</b>	<b>475</b>	<b>4.2</b>



# NICOLE BENZ

# 20

5-8 // JUNIOR // GUARD

VALENCIA, CALIF.

WILLIAM S. HART

### SEASON BESTS

Pts: 2 (vs Loyola MD, 11/8/19)  
 Rebs: 2 (vs Loyola MD, 11/8/19)  
 FGM: 2 (vs Loyola MD, 11/8/19)  
 FGA: 2 (vs Loyola MD, 11/8/19)  
 3FGM: 2 (vs Loyola MD, 11/8/19)  
 3FGA: 2 (vs Loyola MD, 11/8/19)  
 FTM: 2 (vs Loyola MD, 11/8/19)  
 FTA: 2 (vs Loyola MD, 11/8/19)  
 Ast: 2 (vs Loyola MD, 11/8/19)  
 Blk: 2 (vs Loyola MD, 11/8/19)  
 Stl: 2 (vs Loyola MD, 11/8/19)  
 Min: 2 (vs Loyola MD, 11/8/19)

### CAREER BESTS

Pts: 3 (vs UNC, 2/1/18)  
 Rebs: 3 (vs Harvard, 11/9/18)  
 FGM: 1, 4x (last vs Virginia, 3/3/19)  
 FGA: 2, 7x (last vs Virginia, 3/3/19)  
 3FGM: 1 (vs UNC, 2/1/18)  
 3FGA: 2, 2x (last vs Villanova, 3/18/18)  
 FTM: 2 (vs Harvard, 11/9/18)  
 FTA: 2 (vs Harvard, 11/9/18)  
 Ast: 1, 2x (last at Marquette, 12/22/18)  
 Blk: 1 (vs Harvard, 11/9/18)  
 Stl: 1 (vs Harvard, 11/9/18)  
 Min: 10 (vs Binghamton, 12/16/18)

### UPDATE

- Was the third walk-on for the Irish for the 2017-18 championship season, where she made 13 appearances on the year.
- Started the 2018-19 season as a student-manager before receiving the call-up once again right before the season opener.
- Recipient of the Elite 90 award at the 2019 Final Four - which recognizes the student-athlete with the highest GPA at a championship event.
- Now 1-of-4 total walk-ons on this year's squad. Benz made her 2019-20 debut in the final two minutes of the Loyola Maryland home opener.

### 2019-20 GAME-BY-GAME STATISTICS

Date	Opponent	GS	MIN	FG-A	3P-A	FT-A	RB	PF	A	TO	ST	BL	PTS
11/5	@ Fordham	DNP											
11/8	Loyola MD	2		0-0	0-0	0-0	0	1	0	0	0	0	0
11/11	Tennessee	DNP											
11/14	Michigan St	DNP											
11/20	Toledo												
11/23	@ Michigan												
11/28	vs FGCU												
11/29	vs South Dakota St												
11/30	vs USF												
12/4	Minnesota												
12/8	@ UConn												
12/11	DePaul												
12/29	Clemson												
1/2	@ Pittsburgh												
1/5	@ Syracuse												
1/9	Boston College												
1/12	NC State												
1/16	@ Duke												
1/19	Miami												
1/26	@ Virginia												
1/30	Louisville												
2/2	@ Georgia Tech												
2/6	@ Wake Forest												
2/9	Pittsburgh												
2/13	@ Boston College												
2/16	@ Louisville												
2/20	Virginia Tech												
2/23	Syracuse												
2/27	UNC												
3/1	@ Florida St												

### BENZ'S OVERALL CAREER STATISTICS

SEASON	TEAM	GP-GS	MIN/AVG	FG-FGA	FG%	3FG-FGA	3FG%	FT-FTA	FT%	OFF	DEF	TOT	AVG	PF-FO	AST	TO	BLK	STL	PTS	AVG
2017-18	ND	13-0	27/2.1	1-7	.143	1-7	.143	0-0	.000	3	6	9	0.7	1-0	0	1	0	0	3	0.2
2018-19	ND	23-0	72/3.1	3-15	.200	0-7	.000	2-2	1.000	2	14	16	0.7	3-0	2	3	0	0	8	0.3
2019-20	ND	1-0	2/1.8	0-0	.000	0-0	.000	0-0	.000	0	0	0	0.0	1-0	0	0	0	0	0	0.0
<b>TOTAL</b>		<b>37-0</b>	<b>101/2.7</b>	<b>4-22</b>	<b>.182</b>	<b>1-14</b>	<b>.071</b>	<b>2-2</b>	<b>1.000</b>	<b>5</b>	<b>20</b>	<b>25</b>	<b>0.7</b>	<b>5-0</b>	<b>2</b>	<b>4</b>	<b>0</b>	<b>0</b>	<b>11</b>	<b>0.3</b>



# ANAYA PEOPLES 21

5-10 // FRESHMAN // GUARD

DANVILLE, ILLINOIS

SCHLARMAN

### SEASON BESTS

Pts: 19 (vs Loyola MD, 11/8/19)  
 Rebs: 7, 2x (last vs Loyola MD, 11/8/19)  
 FGM: 9 (vs Loyola MD, 11/8/19)  
 FGA: 14 (vs Loyola MD, 11/8/19)  
 3FGM: 1 (vs Tennessee, 11/11/19)  
 3FGA: 2 (vs Tennessee, 11/11/19)  
 FTM: 5 (at Fordham, 11/5/19)  
 FTA: 9 (at Fordham, 11/5/19)  
 Ast: 3 (vs Loyola MD, 11/8/19)  
 Blk: 2, 2x (last vs Michigan St, 11/14/19)  
 Stl: 4 (vs Tennessee, 11/11/19)  
 Min: 32 (vs Loyola MD, 11/8/19)

### CAREER BESTS

Pts: 19 (vs Loyola MD, 11/8/19)  
 Rebs: 7, 2x (last vs Loyola MD, 11/8/19)  
 FGM: 9 (vs Loyola MD, 11/8/19)  
 FGA: 14 (vs Loyola MD, 11/8/19)  
 3FGM: 1 (vs Tennessee, 11/11/19)  
 3FGA: 2 (vs Tennessee, 11/11/19)  
 FTM: 5 (at Fordham, 11/5/19)  
 FTA: 9 (at Fordham, 11/5/19)  
 Ast: 3 (vs Loyola MD, 11/8/19)  
 Blk: 2, 2x (last vs Michigan St, 11/14/19)  
 Stl: 4 (vs Tennessee, 11/11/19)  
 Min: 32 (vs Loyola MD, 11/8/19)

### KEY STATISTICS

POINTS	FG%	REBOUNDS	BLOCKS
13.5	.477	5.5	1.3
3RD ON TEAM	2ND ON TEAM	2ND ON TEAM	CO-LEADS TEAM
	11TH IN ACC		14TH IN ACC

### UPDATE

- Started all 4 games, averaging 28.2 minutes.
- Peoples and Brunelle became the first pair of freshmen starters for a season opener since Teresa Borton & Jacqueline Batteast started the 2001-02 season opener.
- Shooting 47.7 percent from the field, which ranks 11th in the ACC.
- Gotten to the free-throw line the most, as her 27 attempts ranks 24th in the nation.
- Gilbert & Peoples have played together every summer since they were seven & six years old, respectively. The chemistry between the two was evident against Loyola Maryland as the duo combined for 26 of the team's 44 second half points.

Tallied 11 points & 7 rebounds in her Irish debut at Fordham. Peoples scored seven of her points in the third quarter. The freshman then grabbed a critical offensive board off a missed free throw with nine seconds left, before returning to the line to ice the 60-55 win.

### PREP

- Ranked No. 21 overall by espnW in Class of 2019 and No. 4 at her position.
- Attended Dan Schlarman High School where she played basketball under her father, Keith Peoples.
- Two-time Illinois Class 1A State champion (2018 & 2019).
- Finished her career with 2,086 points.
- 2019 McDonald's All-American Team // 2019 Jordan Brand Classic member.
- 2019 WCIA3 Sports Girls Basketball Player of the Year.
- IBCA 1A/2A All-State in 2016, 2017 and 2018
- 2018 Naismith All-America honorable mention.
- 2018 USA Today All-Illinois Player of the Year and First Team.
- Guided Schlarman to a 33-2 record and back-to-back state titles as a senior. Averaged 18.8 ppg, 7.9 rpg and 3.7 apg // Averaged 16.9 ppg, 6.7 rpg and 4.7 spg as a junior.

### TEAM USA

- Won the gold medal at the 2018 FIBA Americas with the U18 USA team.
- Started in two of six games and averaged 5.3 ppg and 3.7 rpg, and tied for a team high with 3.0 apg, helping USA to a 6-0 record and the gold medal in Mexico City.

### SEASON

3..... Double-Figure Scoring.....3

### CAREER


### 2019-20 GAME-BY-GAME STATISTICS

Date	Opponent	GS	MIN	FG-A	3P-A	FT-A	RB	PF	A	TO	ST	BLK	PTS
11/5	@ Fordham	*	24	3-9	0-1	5-9	3-4-7	3	1	1	1	0	11
11/8	Loyola MD	*	32	9-14	0-0	1-5	2-5-7	2	3	1	2	2	19
11/11	Tennessee	*	31	3-11	1-2	2-6	1-4-5	2	2	1	4	1	9
11/14	Michigan St	*	26	6-10	0-0	3-7	2-1-3	3	1	0	0	2	15
11/20	Toledo												
11/23	@ Michigan												
11/28	vs FGCU												
11/29	vs South Dakota St												
11/30	vs USF												
12/4	Minnesota												
12/8	@ UConn												
12/11	DePaul												
12/29	Clemson												
1/2	@ Pittsburgh												
1/5	@ Syracuse												
1/9	Boston College												
1/12	NC State												
1/16	@ Duke												
1/19	Miami												
1/26	@ Virginia												
1/30	Louisville												
2/2	@ Georgia Tech												
2/6	@ Wake Forest												
2/9	Pittsburgh												
2/13	@ Boston College												
2/16	@ Louisville												
2/20	Virginia Tech												
2/23	Syracuse												
2/27	UNC												
3/1	@ Florida St												

### PEOPLES' OVERALL CAREER STATISTICS

SEASON	TEAM	GP-GS	MIN/AVG	FG-FGA	FG%	3FG-FGA	3FG%	FT-FTA	FT%	OFF DEF TOT	AVG	PF-FO	AST TO	BLK	STL	PTS	AVG
2019-20	ND	4-4	113/28.2	21-44	.477	1-3	.333	11-27	.407	8 14 22	5.5	10-0	7 3	5	7	54	13.5
<b>TOTAL</b>		<b>4-4</b>	<b>113/28.2</b>	<b>21-44</b>	<b>.477</b>	<b>1-3</b>	<b>.333</b>	<b>11-27</b>	<b>.407</b>	<b>8 14 22</b>	<b>5.5</b>	<b>10-0</b>	<b>7 3</b>	<b>5</b>	<b>7</b>	<b>54</b>	<b>13.5</b>





# DANIELLE COSGROVE 22

6-4 // SOPHOMORE // FORWARD

HOLBROOK, N.Y.

SACHEM EAST

### SEASON BESTS

Pts: 12 (vs Michigan St, 11/14/19)  
 Rebs: 8 (vs Loyola MD, 11/8/19)  
 FGM: 3 (vs Michigan St, 11/14/19)  
 FGA: 8, 2x (last vs Tennessee, 11/11/19)  
 3FGM: 1, 2x (last vs Michigan St, 11/14/19)  
 3FGA: 3 (vs Tennessee, 11/11/19)  
 FTM: 5 (vs Michigan St, 11/14/19)  
 FTA: 8 (vs Michigan St, 11/14/19)  
 Ast: 1, 2x (last vs Tennessee, 11/11/19)  
 Blk: 1, 3x (last vs Michigan St, 11/14/19)  
 Stl: 1 (vs Loyola MD, 11/8/19)  
 Min: 21 (vs Tennessee, 11/11/19)

### CAREER BESTS

Pts: 12 (vs Michigan St, 11/14/19)  
 Rebs: 8 (vs Loyola MD, 11/8/19)  
 FGM: 3 (vs Michigan St, 11/14/19)  
 FGA: 8, 2x (last vs Tennessee, 11/11/19)  
 3FGM: 2 (vs Binghamton, 12/16/18)  
 3FGA: 4, 2x (last vs Binghamton, 12/16/18)  
 FTM: 5 (vs Michigan St, 11/14/19)  
 FTA: 8 (vs Michigan St, 11/14/19)  
 Ast: 2 (vs Western Ky, 12/19/18)  
 Blk: 3 (vs WKU, 12/19/18)  
 Stl: 1, 2x (last vs Loyola MD, 11/8/19)  
 Min: 21 (vs Tennessee, 11/11/19)

### UPDATE

- Played in all 4 games, averaging 16.8 minutes.
- Broke out against No. 16 Michigan State (11/14) with a career high 12 points, including a career best 5-for-8 day from the free-throw line.
- Competed in her most minutes yet in an Irish uniform, logging 21 versus Tennessee. Tallied her first three-pointer of the season to go along with her 3 boards.
- Reeled in a career best 8 rebounds against Loyola Maryland in the home opener on Nov. 8.
- Opened the season in Fordham, less than an hour away from her hometown. Collected two points, one block and two boards.

### SEASON

1..... Double-Figure Scoring..... 1


### CAREER

### 2019-20 GAME-BY-GAME STATISTICS

Date	Opponent	GS	MIN	FG-A	3P-A	FT-A	RB	PF	A	TO	ST	BL	PTS
11/5	@ Fordham	12	1-4	0-1	0-0	0-2-2	0	0	3	0	1	2	
11/8	Loyola MD	20	2-8	0-1	2-2	3-5-8	3	1	1	1	1	6	
11/11	Tennessee	21	1-8	1-3	0-0	2-1-3	3	1	1	0	0	3	
11/14	Michigan St	14	3-5	1-1	5-8	4-1-5	1	0	2	0	1	12	
11/20	Toledo												
11/23	@ Michigan												
11/28	vs FGCU												
11/29	vs South Dakota St												
11/30	vs USF												
12/4	Minnesota												
12/8	@ UConn												
12/11	DePaul												
12/29	Clemson												
1/2	@ Pittsburgh												
1/5	@ Syracuse												
1/9	Boston College												
1/12	NC State												
1/16	@ Duke												
1/19	Miami												
1/26	@ Virginia												
1/30	Louisville												
2/2	@ Georgia Tech												
2/6	@ Wake Forest												
2/9	Pittsburgh												
2/13	@ Boston College												
2/16	@ Louisville												
2/20	Virginia Tech												
2/23	Syracuse												
2/27	UNC												
3/1	@ Florida St												

### COSGROVE'S OVERALL CAREER STATISTICS

SEASON	TEAM	GP-GS	MIN/AVG	FG-FGA	FG%	3FG-FGA	3FG%	FT-FTA	FT%	OFF	DEF	TOT	AVG	PF-FO	AST	TO	BLK	STL	PTS	AVG
2018-19	ND	27-0	132/4.9	14-48	.292	9-35	.257	0-0	.000	4	14	18	0.7	14-0	5	8	6	1	37	1.4
2019-20	ND	4-0	67/16.8	7-25	.280	2-6	.333	7-10	.700	9	9	18	4.5	7-0	2	7	3	1	23	5.8
<b>TOTAL</b>		<b>31-0</b>	<b>199/6.4</b>	<b>21-73</b>	<b>.288</b>	<b>11-41</b>	<b>.268</b>	<b>7-10</b>	<b>.700</b>	<b>13</b>	<b>23</b>	<b>36</b>	<b>1.2</b>	<b>21-0</b>	<b>7</b>	<b>15</b>	<b>9</b>	<b>2</b>	<b>60</b>	<b>1.9</b>



# DESTINEE WALKER 24

5-10 // GRADUATE // GUARD

ORLANDO, FLORIDA

NORTH CAROLINA // LAKE HIGHLAND

## UPDATE

- Started in all 4 games, averaging 36.6 minutes - which ranks second in the ACC
- Participating in her first full season of basketball since the 2016-17 campaign with the Tar Heels.
- Her 26 free-throw attempts rank 34th in the nation. Her 19 made free-throws rank 32nd. Walker is the best free-throw shooter on the team with over 20 attempts, converting 73.1 percent from the line, which ranks 10th in the ACC.
- Tennessee post-game press conference, Coach McGraw urged Walker to take more shots in the game.
- Co-leading the team in steals with a 2.0 average.
- Scored 13 of her 19 points against Loyola MD in the first half.
- In her Irish debut, Walker stepped up with a 10-point, 10-rebound, double-double in 38 minutes of play. The 10 boards tied her career high.

## AT NORTH CAROLINA

### SENIOR SEASON (2018-19)

- Played in a limited 39 minutes, spanning four games. Averaged 2.5 points.

### JUNIOR SEASON (2017-18)

- Did not compete during the 2017-18 season

### SOPHOMORE SEASON (2016-17)

- Averaged 12.4 points, 3.7 rebounds and 2.0 assists per game in her second season with the Tar Heels
- Scored in double figures on 12 occasions and led the team in scoring four times. Reached the 20-point scoring mark in four games
- Missed the final 10 games of the season due to injury

### FRESHMAN SEASON (2015-16)

- Named to the ACC All-Freshman Team // Earned ACC Rookie of the Week honors (11/23) // Named to the ACC All-Academic Team
- Averaged 13.9 points, 3.7 rebounds and 2.7 assists per game
- ACC Ranks: 1st in minutes played (37.3), 6th in free throw percentage (.813) and 16th in scoring (13.9 ppg)
- Scored in double figures in a team-leading 28 games

## SEASON BESTS

Pts: 19 (vs Loyola MD, 11/8/19)  
 Rebs: 10 (at Fordham, 11/5/19)  
 FGM: 9 (vs Loyola MD, 11/8/19)  
 FGA: 15 (vs Loyola MD, 11/8/19)  
 3FGM: 3 (vs Tennessee, 11/11/19)  
 3FGA: 7 (vs Tennessee, 11/11/19)  
 FTM: 6 (vs Loyola MD, 11/8/19)  
 FTA: 7 (vs Loyola MD, 11/8/19)  
 Ast: 4 (vs Loyola MD, 11/8/19)  
 Blk: 1 (vs Loyola MD, 11/8/19)  
 Stl: 4 (vs Tennessee, 11/11/19)  
 Min: 38 (at Fordham, 11/5/19)

## CAREER BESTS

Pts: 32 (vs Florida A&M, 11/17/15)  
 Rebs: 10, 2x (last at Fordham, 11/5/19)  
 FGM: 10, 2x (last vs Iona, 11/21/15)  
 FGA: 19, 2x (last at Virginia Tech, 1/2/17)  
 3FGM: 5, 2x (last vs Marshall, 12/7/16)  
 3FGA: 12 (vs Louisville, 2/4/16)  
 FTM: 10 (vs Florida A&M, 11/17/15)  
 FTA: 10, 2x (last vs Jacksonville, 12/20/16)  
 Ast: 6 (vs Pacific, 11/25/15)  
 Blk: 1, 4x (last vs Loyola MD, 11/8/19)  
 Stl: 4, 2x (last vs Tennessee, 11/11/19)  
 Min: 45 (vs Pitt, 3/2/16)

## KEY STATISTICS

POINTS	REBOUNDS	FT%	DOUBLE-DOUBLES
12.8	5.0	.731	1
4TH ON TEAM	4TH ON TEAM	3RD ON TEAM 10TH IN ACC	LEADSTeam

## SEASON


SEASON	CAREER
3..... Double-Figure Scoring.....	43
0..... 20-Point Games.....	7
0..... 30-Point Games.....	1
1..... Double-Doubles.....	2
1..... Double-Figure Rebounds.....	2

## 2019-20 GAME-BY-GAME STATISTICS

Date	Opponent	GS	MIN	FG-A	3P-A	FT-A	RB	PF	A	TO	ST	BL	PTS
11/5	@ Fordham	*	38	3-9	0-2	4-6	3-7-10	2	0	1	1	0	10
11/8	Loyola MD	*	33	9-15	0-1	6-7	3-3-6	2	4	1	2	1	19
11/11	Tennessee	*	36	5-13	3-7	5-6	1-1-2	3	2	2	4	0	18
11/14	Michigan St	*	35	0-2	0-1	4-6	2-0-2	5	1	1	1	0	4
11/20	Toledo												
11/23	@ Michigan												
11/28	vs FGCU												
11/29	vs South Dakota St												
11/30	vs USF												
12/4	Minnesota												
12/8	@ UConn												
12/11	DePaul												
12/29	Clemson												
1/2	@ Pittsburgh												
1/5	@ Syracuse												
1/9	Boston College												
1/12	NC State												
1/16	@ Duke												
1/19	Miami												
1/26	@ Virginia												
1/30	Louisville												
2/2	@ Georgia Tech												
2/6	@ Wake Forest												
2/9	Pittsburgh												
2/13	@ Boston College												
2/16	@ Louisville												
2/20	Virginia Tech												
2/23	Syracuse												
2/27	UNC												
3/1	@ Florida St												

## WALKER'S OVERALL CAREER STATISTICS

SEASON	TEAM	GP-GS	MIN/AVG	FG-FGA	FG%	3FG-FGA	3FG%	FT-FTA	FT%	OFF	DEF	TOT	AVG	PF-FO	AST	TO	BLK	STL	PTS	AVG
2015-16	UNC	32-31	1194/37.3	160-428	.374	48-180	.267	78-96	.813	31	86	117	3.7	66-0	79	91	2	35	446	13.9
2016-17	UNC	21-20	684/32.6	91-238	.382	39-115	.339	40-55	.727	24	54	78	3.7	48-1	42	45	1	24	261	12.4
2018-19	UNC	4-0	39/9.7	2-7	.286	1-1	1.000	5-6	.833	2	2	4	1.0	4-0	2	2	0	0	10	2.5
2019-20	ND	4-4	146/36.6	14-38	.368	4-14	.286	19-26	.731	8	12	20	5.0	12-1	7	5	1	8	51	12.8
<b>TOTAL FOR ND</b>		<b>4-4</b>	<b>146/36.6</b>	<b>14-38</b>	<b>.368</b>	<b>4-14</b>	<b>.286</b>	<b>19-26</b>	<b>.731</b>	<b>8</b>	<b>12</b>	<b>20</b>	<b>5.0</b>	<b>12-1</b>	<b>7</b>	<b>5</b>	<b>1</b>	<b>8</b>	<b>51</b>	<b>12.8</b>
<b>TOTAL</b>		<b>61-55</b>	<b>2063/33.8</b>	<b>267-711</b>	<b>.376</b>	<b>92-310</b>	<b>.297</b>	<b>142-183</b>	<b>.776</b>	<b>65</b>	<b>154</b>	<b>219</b>	<b>3.6</b>	<b>130-2</b>	<b>130</b>	<b>143</b>	<b>4</b>	<b>67</b>	<b>768</b>	<b>12.6</b>



# MIKKY VAUGHN 30

6-3 // JUNIOR // CENTER  
 PHILADELPHIA, PENNSYLVANIA  
 PAUL VI / FRIENDS' CENTRAL

### SEASON BESTS

Pts: 8 (at Fordham, 11/5/19)  
 Rebs: 9 (at Fordham, 11/5/19)  
 FGM: 3 (at Fordham, 11/5/19)  
 FGA: 6 (at Fordham, 11/5/19)  
 3FGM: 3FGA:  
 FTM: 2 (at Fordham, 11/5/19)  
 FTA: 3 (at Fordham, 11/5/19)  
 Ast: 4 (at Fordham, 11/5/19)  
 Blk:  
 Stl: 1 (at Fordham, 11/5/19)  
 Min: 20 (at Fordham, 11/5/19)

### CAREER BESTS

Pts: 12 (vs Harvard, 11/9/18)  
 Rebs: 11 (vs BCU, 3/23/19)  
 FGM: 6 (vs Harvard, 11/9/18)  
 FGA: 9 (vs Mount, 11/11/17)  
 3FGM: 3FGA:  
 FTM: 4 (vs Binghamton, 12/16/18)  
 FTA: 4, 3x (last vs Wake Forest, 1/13/19)  
 Ast: 4 (at Fordham, 11/5/19)  
 Blk: 4, 2x (last vs Wake Forest, 1/13/19)  
 Stl: 2, 2x (last vs Penn, 11/12/18)  
 Min: 24 (vs Binghamton, 12/16/18)

### UPDATE

• Made her first career start for the Irish in the season opener at Fordham. Vaughn was closing in on a double-double with eight points and nine boards in 20 minutes of action before being sidelined with a right knee injury. Vaughn also set a career high in assists with four.

• MRI results confirmed an ACL sprain in her right knee - opposite knee of what she tore in her freshman season. Continues to rehab in hopes of a return this season.

### SEASON

0 ..... Double-Figure Scoring.....3  
 0 ..... Double-Figure Rebounds.....1

### CAREER

### 2019-20 GAME-BY-GAME STATISTICS

Date	Opponent	GS	MIN	FG-A	3P-A	FT-A	RB	PF	A	TO	ST	BL	PTS
11/5	@ Fordham	*	20	3-6	0-0	2-3	2-7-9	0	4	3	1	0	8
11/8	Loyola MD		DNP										
11/11	Tennessee		DNP										
11/14	Michigan St		DNP										
11/20	Toledo												
11/23	@ Michigan												
11/28	vs FGCU												
11/29	vs South Dakota St												
11/30	vs USF												
12/4	Minnesota												
12/8	@ UConn												
12/11	DePaul												
12/29	Clemson												
1/2	@ Pittsburgh												
1/5	@ Syracuse												
1/9	Boston College												
1/12	NC State												
1/16	@ Duke												
1/19	Miami												
1/26	@ Virginia												
1/30	Louisville												
2/2	@ Georgia Tech												
2/6	@ Wake Forest												
2/9	Pittsburgh												
2/13	@ Boston College												
2/16	@ Louisville												
2/20	Virginia Tech												
2/23	Syracuse												
2/27	UNC												
3/1	@ Florida St												

### VAUGHN'S OVERALL CAREER STATISTICS

SEASON	TEAM	GP-GS	MIN/AVG	FG-FGA	FG%	3FG-FGA	3FG%	FT-FTA	FT%	OFF	DEF	TOT	AVG	PF-FO	AST	TO	BLK	STL	PTS	AVG
2017-18	ND	6-0	79/13.2	23-37	.622	0-0	.000	2-6	.333	14	12	26	4.3	11-0	4	8	7	3	48	8.0
2018-19	ND	38-0	362/9.5	53-101	.525	0-0	.000	19-30	.633	41	49	90	2.4	48-1	7	25	24	10	125	3.3
2019-20	ND	1-1	20/20.3	3-6	.500	0-0	.000	2-3	.667	2	7	9	9.0	0-0	4	3	0	1	8	8.0
<b>TOTAL</b>		<b>45-1</b>	<b>462/10.3</b>	<b>79-144</b>	<b>.549</b>	<b>0-0</b>	<b>.000</b>	<b>23-39</b>	<b>.590</b>	<b>57</b>	<b>68</b>	<b>125</b>	<b>2.8</b>	<b>59-1</b>	<b>15</b>	<b>36</b>	<b>31</b>	<b>14</b>	<b>181</b>	<b>4.0</b>



# SAM BRUNELLE 33

6-2 // FRESHMAN // FORWARD

RUCKERSVILLE, VIRGINIA

WILLIAM MONROE

## UPDATE

- Started all 4 games, averaging 33.8 minutes - ninth most in the ACC.
- If Brunelle scores double-digit points against Toledo, she will become the first freshman to start her Irish career with five double-digit scoring efforts.
- Brunelle almost rallied the Irish back against the No. 16 Spartans (11/14), scoring 11 of her season high 19 points in the fourth quarter.
- Peoples and Brunelle became the first pair of freshmen starters for a season opener since Teresa Borton & Jacqueline Batteast started the 2001-02 season opener.
- Impressive debut for the freshman at Fordham, co-leading the Irish in scoring with 14 points, including a pair of threes and a 4-for-4 day from the line. It marked the first time a freshman lead the team in scoring in a season opener since Bri Turner shattered the program record for points in an opener with 29 in 2015.
- A 6-2 forward who doubles as Notre Dame's biggest threat from beyond the arc. Last spring, Brunelle won the three-point shooting contest at the McDonald's All-America game.
- Fun Fact: Can make a perfect cricket noise with her mouth.
- Fun Fact: Wants to go into broadcasting - will be hosting a segment in the Muffet McGraw Radio Show this year.

## High School

- Ranked No. 6 overall by espnW in Class of 2019, reaching as high as No. 1.
- Attended William Monroe High School.
- Two-time Naismith High School All-American (Second Team in 2019 / Third Team in 2018)
- 2019 McDonald's High School All-American
- 2018 Gatorade Virginia Player of the Year // 2018 USA Today Virginia Player of the Year // USA Today Second Team USA in 2018 // 2018 MaxPreps High School All-America Third Team // Three-time All-State selection
- Finished her prep career with 2,229 points and 1,272 rebounds.
- Injured for about half her senior year in 2018-19, but still averaged 17.6 ppg and 10.3 rpg. William Monroe went on to win its first regional championship since 1987, when her mother, Katie, was on the team.
- As a junior, she started all 25 games and averaged 30.0 points, 15.6 rebounds and 3.5 assists per game. Guided William Monroe to its first playoff appearance since 1988 (reaching state quarterfinals with a 23-2 record), posting a trio of 40-point games along the way.

## Team USA

- Member of the U16, U17, U18 USA national basketball teams.
- Three-time gold medalist with Team USA and winner of one bronze.
- Won a pair of international gold medals in 2018 – winning the 3x3 title at the Youth Olympic Games in Argentina and the 5x5 title at the FIBA U17 World Cup in Belarus. Prior, she won at the 2017 FIBA Americas U16 Championship in Argentina. Won bronze at the 2016 FIBA U17 World Cup in Spain.
- Played twice in the USA vs Canada Ballin' Across Borders Global Game

## SEASON BESTS

Pts: 19 (vs Michigan St, 11/14/19)  
Rebs: 9 (vs Loyola MD, 11/8/19)  
FGM: 7 (vs Michigan St, 11/14/19)  
FGA: 18 (vs Tennessee, 11/11/19)  
3FGM: 2, 3x (last vs Michigan St, 11/14/19)  
3FGA: 11 (vs Tennessee, 11/11/19)  
FTM: 4 (at Fordham, 11/5/19)  
FTA: 6 (vs Michigan St, 11/14/19)  
Ast: 3, 3x (last vs Michigan St, 11/14/19)  
Blk: 3 (vs Michigan St, 11/14/19)  
Stl: 2 (at Fordham, 11/5/19)  
Min: 37 (vs Michigan St, 11/14/19)

## CAREER BESTS

Pts: 19 (vs Michigan St, 11/14/19)  
Rebs: 9 (vs Loyola MD, 11/8/19)  
FGM: 7 (vs Michigan St, 11/14/19)  
FGA: 18 (vs Tennessee, 11/11/19)  
3FGM: 2, 3x (last vs Michigan St, 11/14/19)  
3FGA: 11 (vs Tennessee, 11/11/19)  
FTM: 4 (at Fordham, 11/5/19)  
FTA: 6 (vs Michigan St, 11/14/19)  
Ast: 3, 3x (last vs Michigan St, 11/14/19)  
Blk: 3 (vs Michigan St, 11/14/19)  
Stl: 2 (at Fordham, 11/5/19)  
Min: 37 (vs Michigan St, 11/14/19)

## KEY STATISTICS

POINTS	REBOUNDS	BLOCKS	3PT FG ATTEMPTED
15.3	6.3	1.3	28
2ND ON TEAM 14TH IN ACC	LEADS TEAM	CO-LEADS TEAM 14TH IN ACC	LEADS TEAM 50TH IN NATION

## SEASON

4..... Double-Figure Scoring..... 4

## CAREER

## 2019-20 GAME-BY-GAME STATISTICS

Date	Opponent	GS	MIN	FG-A	3P-A	FT-A	RB	PF	A	TO	ST	BL	PTS
11/5	@ Fordham	*	33	4-12	2-6	4-4	2-3-5	3	3	5	2	0	14
11/8	Loyola MD	*	34	6-15	0-5	0-0	3-6-9	1	3	4	0	2	12
11/11	Tennessee	*	32	6-18	2-11	2-2	1-2-3	4	0	3	1	0	16
11/14	Michigan St	*	37	7-13	2-6	3-6	1-7-8	1	3	2	1	3	19
11/20	Toledo												
11/23	@ Michigan												
11/28	vs FGCU												
11/29	vs South Dakota St												
11/30	vs USF												
12/4	Minnesota												
12/8	@ UConn												
12/11	DePaul												
12/29	Clemson												
1/2	@ Pittsburgh												
1/5	@ Syracuse												
1/9	Boston College												
1/12	NC State												
1/16	@ Duke												
1/19	Miami												
1/26	@ Virginia												
1/30	Louisville												
2/2	@ Georgia Tech												
2/6	@ Wake Forest												
2/9	Pittsburgh												
2/13	@ Boston College												
2/16	@ Louisville												
2/20	Virginia Tech												
2/23	Syracuse												
2/27	UNC												
3/1	@ Florida St												

## BRUNELLE'S OVERALL CAREER STATISTICS

SEASON	TEAM	GP-GS	MIN/AVG	FG-FGA	FG%	3FG-FGA	3FG%	FT-FTA	FT%	OFF DEF	TOT	AVG	PF-FO	AST	TO	BLK	STL	PTS	AVG	
2019-20	ND	4-4	135/33.8	23-58	.397	6-28	.214	9-12	.750	7	18	25	6.3	9-0	9	14	5	4	61	15.3
<b>TOTAL</b>		<b>4-4</b>	<b>135/33.8</b>	<b>23-58</b>	<b>.397</b>	<b>6-28</b>	<b>.214</b>	<b>9-12</b>	<b>.750</b>	<b>7</b>	<b>18</b>	<b>25</b>	<b>6.3</b>	<b>9-0</b>	<b>9</b>	<b>14</b>	<b>5</b>	<b>4</b>	<b>61</b>	<b>15.3</b>



# KATIE KEYES

# 40

5-11 // FRESHMAN // FORWARD

RIDGEWOOD, NEW JERSEY

RIDGEWOOD

### SEASON BESTS

Pts:  
Rebs:  
FGM:  
FGA:  
3FGM:  
3FGA:  
FTM:  
FTA:  
Ast:  
Blk:  
Stl:  
Min: 1 (vs Loyola MD, 11/8/19)

### CAREER BESTS

Pts:  
Rebs:  
FGM:  
FGA:  
3FGM:  
3FGA:  
FTM:  
FTA:  
Ast:  
Blk:  
Stl:  
Min: 1 (vs Loyola MD, 11/8/19)

### UPDATE

- 1-of-3 walk-ons added to this year's team - 4 walk-ons in total.
- Made her Irish debut against Loyola MD in the final minute of action.
- Daughter of Karen & Kevin Keyes – Karen (Robinson) graduated the NDWBB program as the all-time leading scorer in 1991.
- Attended Ridgewood High School
- Lettered four years in basketball playing both guard and forward
- Was the runner-up in the State Sectional Championship in both her junior and senior year
- 2018 First Team All-League
- Lettered three years in track & field – ran the mile and two mile – League Champions
- Also lettered three years in cross country – All-County and All-State honors
- Favorite athlete is Jordan Spieth
- Majoring in Economics

### 2019-20 GAME-BY-GAME STATISTICS

Date	Opponent	GS	MIN	FG-A	3P-A	FT-A	RB	PF	A	TO	ST	BL	PTS
11/5	@ Fordham		DNP										
11/8	Loyola MD		1	0-0	0-0	0-0	0	0	0	1	0	0	0
11/11	Tennessee		DNP										
11/14	Michigan St		DNP										
11/20	Toledo												
11/23	@ Michigan												
11/28	vs FGCU												
11/29	vs South Dakota St												
11/30	vs USF												
12/4	Minnesota												
12/8	@ UConn												
12/11	DePaul												
12/29	Clemson												
1/2	@ Pittsburgh												
1/5	@ Syracuse												
1/9	Boston College												
1/12	NC State												
1/16	@ Duke												
1/19	Miami												
1/26	@ Virginia												
1/30	Louisville												
2/2	@ Georgia Tech												
2/6	@ Wake Forest												
2/9	Pittsburgh												
2/13	@ Boston College												
2/16	@ Louisville												
2/20	Virginia Tech												
2/23	Syracuse												
2/27	UNC												
3/1	@ Florida St												

### KEYES' OVERALL CAREER STATISTICS

SEASON	TEAM	GP-GS	MIN/AVG	FG-FGA	FG%	3FG-FGA	3FG%	FT-FTA	FT%	OFF	DEF	TOT	AVG	PF-FO	AST	TO	BLK	STL	PTS	AVG
2019-20	ND	1-0	1/1.5	0-0	.000	0-0	.000	0-0	.000	0	0	0	0.0	0-0	0	1	0	0	0	0.0
<b>TOTAL</b>		<b>1-0</b>	<b>1/1.5</b>	<b>0-0</b>	<b>.000</b>	<b>0-0</b>	<b>.000</b>	<b>0-0</b>	<b>.000</b>	<b>0</b>	<b>0</b>	<b>0</b>	<b>0.0</b>	<b>0-0</b>	<b>0</b>	<b>1</b>	<b>0</b>	<b>0</b>	<b>0</b>	<b>0.0</b>



## LAST TIME NOTRE DAME ...

### SCORING

Player scored 25 points	See 30
Player scored 30 points	Arike Ogunbowale (31) vs Baylor, 4/7/19 (Tampa)
Player scored 35 points	Jessica Shepard (39) vs DePaul, 12/17/17
Player scored 40 points	Jewell Loyd (41) at DePaul, 12/10/14
Player came off bench and scored 20 points	Jackie Young (22), vs. Virginia, 3/3/19
Two players scored 20 points	Arike Ogunbowale (31) & Marina Mabrey (21), vs Baylor, 4/7/19 (Tampa)
Three players scored 20 points	Jessica Shepard (30), Jackie Young (21), Brianna Turner (20) vs Louisville, 3/10/19 (Greensboro, N.C.)
Three players scored 20 points/consecutive games	Arike Ogunbowale (30), Jessica Shepard (24), Marina Mabrey (23) vs CSUN, 3/16/18; Arike Ogunbowale (24), Jessica Shepard (25), Jackie Young (24) vs. Villanova, 3/18/18
Two players scored 25 points	Arike Ogunbowale (27) & Jessica Shepard (26) vs FSU, 2/10/19
Player scored 25 points/consecutive games	Arike Ogunbowale (27 vs. Georgia Tech, 2/11/18; 27 at Virginia, 2/15/18)
None in double figures	at Seton Hall, 2/8/04
One in double figures	Brianna Turner (25) vs. Duke, 1/26/17
Six in double figures	Arike Ogunbowale (13), Brianna Turner (14), Jessica Shepard (18), McKayla Vaughn (10), Marina Mabrey (21), Jackie Young (21) vs Binghamton, 12/16/18
Seven in double figures	See eight in double figures
Eight in double figures	Devereaux Peters (20), Natalie Achonwa (19), Kaila Turner (14), Natalie Novosel (13), Skylar Diggins (11), Brittany Mallory (11), Kayla McBride (11) and Markisha Wright (11) vs. Pittsburgh, 1/17/12
ND scored 55 points/half	58 (2nd half) vs Stanford, 4/1/19 (Chicago)
ND scored 60 points/half	60 (1st half) vs Pitt, 1/3/19
ND scored 50 points in both halves	50 (1st) & 53 (2nd) vs. Harvard, 11/9/18
ND scored 100 points/game	103 vs Virginia, 3/3/19
ND scored 100 points/home game	See 100 points
ND scored 100 points/neutral site	100 vs. Duquesne, 12/1/13 (@ Toronto, Ontario)
ND scored 100 points/conference game	103 vs Virginia, 3/3/19
ND scored fewer than 15 points/half	11 (1st half) at West Virginia, 1/13/08
ND scored fewer than 20 points/half	17 (1st half) at Connecticut, 4/1/18
ND scored fewer than 50 points/game	44 at Connecticut, 3/8/10

### FIELD GOAL SHOOTING

Player made every shot from the field (min. 7)	Jessica Shepard (8-8) vs Binghamton, 12/16/18
ND shot 55 percent/consecutive games	56.7 (38-67) at Syracuse, 2/25/19; 55.1 (38-69) vs Virginia, 3/3/19, 58.0 (40-69) vs North Carolina, 3/8/19 (Greensboro, N.C.)
ND shot 60 percent/game	61.4 (35-57) vs Lehigh, 12/30/18
ND shot 65 percent/game	69.8 (37-53) vs WKU, 12/19/18
ND shot 70 percent/game	70.2 (40-57) at Mercer, 12/30/11
ND shot below 25 percent/game	24.5 (13-53) at West Virginia, 1/13/08
ND shot below 30 percent/game	29.7 (22-74) vs. Connecticut, 4/7/13 (@ New Orleans, La.)
ND shot below 35 percent/game	31.4 (22-70) vs. Tennessee, 11/11/19
ND shot below 35 percent/game and won	34.8 (23-66) vs. South Florida, 3/10/13 (@ Hartford, Conn.)
ND shot 65 percent/half	69.2 (18-26) at Syracuse, 2/25/19
ND shot 70 percent/half	See 75
ND shot 75 percent or greater/half	.758 (22-29), 2nd half at Clemson, 1/31/19
ND shot below 25 percent/half	24.0 (6-25), 1st half at Miami, 1/8/15
ND shot below 30 percent/half	28.9 (11-38), 1st half vs Tennessee, 11/11/19

### THREE-POINT SHOOTING

Player made 4 three-pointers/half	See 5/half
Player made 5 three-pointers/half	Marina Mabrey (1st half) vs Texas A&M, 3/24/18 (Spokane, Wash.)
Player made 5 three-pointers	Arike Ogunbowale vs North Carolina, 3/8/19 (Greensboro, N.C.)
Player made 6 three-pointers	Arike Ogunbowale vs Virginia, 3/3/19
Player made 7 three-pointers	Marina Mabrey vs Texas A&M, 3/24/18 (Spokane, Wash.)
Player made 8 three-pointers	Sheila McMillen vs. St. John's, 2/28/98 (@ Piscataway, N.J.)
Player attempted 10 three-pointers	Sam Brunelle (11) vs Tennessee, 11/11/19
ND made 10 three-pointers	13 vs Virginia, 3/3/19
ND did not make a three-pointer	vs. Saint Joseph's (Pa.), 12/21/14
ND attempted 20 three-pointers	25 vs Tennessee, 11/11/19
ND shot 60 percent 3FG (min. 5 att.)	66.7 (8-12) vs WKU, 12/19/18

### FREE-THROW SHOOTING

Player made 10 free-throws	Arike Ogunbowale (12) vs Louisville, 1/10/19
Player made 15 free-throws	Jewell Loyd (15) at DePaul, 12/10/14
Player attempted 15 free-throws	Brianna Turner (16) at North Carolina, 1/15/15
Player made 10 for 10 or better	12-12 by Arike Ogunbowale vs Louisville, 1/10/19
ND shot 90 percent (min. 10 att.)	93.8 (15-16) vs Stanford, 4/1/19 (Chicago)
ND shot below 50 percent (min. 10 att.)	46.7 (7-15) at Georgia Tech, 1/6/19
ND made 30 free-throws	31 (attempted 46) vs. UCLA, 11/28/15 (@ Freeport, Bahamas)
ND made fewer than five FTs	4 (attempted 7) vs. Wake Forest, 1/5/17
ND attempted 40 free-throws	46 (made 31) vs. UCLA, 11/28/15 (@ Freeport, Bahamas)
ND attempted fewer than five FTs	2 (made 2) at Connecticut, 3/8/10

### REBOUNDS

Player had 15 rebounds	Brianna Turner (15) vs UConn, 4/5/19 (Tampa)
Player had 20 rebounds	Natalie Achonwa (20) vs. South Florida, 3/10/13 (@ Hartford, Conn.)
Two players had double-figure rebounds	Brianna Turner (12) & Jessica Shepard (10), vs Baylor, 4/7/19 (Tampa)
Three players had double-figure rebounds	Jessica Shepard (12), Kathryn Westbeld (10), and Jackie Young (10) vs Marquette, 12/20/17
ND had 50 rebounds	50 vs Loyola Maryland, 11/8/19
ND had 25 offensive rebounds	25 vs Iowa, 11/29/18
ND had 30 offensive rebounds	30 vs Longwood, 12/28/11

### DOUBLE-DOUBLES

Points & rebounds/3 consecutive games	See 4
Points & rebounds/4 consecutive games	Jessica Shepard (24/14) vs Texas A&M, 3/30/19; (11/14) vs Stanford, 4/1/19; (20/13) vs UConn, 4/5/19; (11/10) vs Baylor, 4/7/19
Points & rebounds/5 consecutive games	Jessica Shepard (17/10) vs Florida State, 3/3/18; (23/10) vs Louisville, 3/4/18; (24/10) vs CSUN, 3/16/18; (25/10) vs Villanova, 3/18/18; (13/10) vs Texas A&M, 3/24/18 (Spokane, Wash.)
Points & assists	Marina Mabrey (12/12) vs UConn, 4/5/19 (Tampa)
Rebounds & assists	Lindsay Allen (11/10) vs. Virginia 1/29/17
Points & assists/consecutive games	Niele Ivey (12/10) at Valparaiso, 11/17/00; (14/11) vs. Arizona, 11/20/00
Two players had double-doubles	Jessica Shepard (11p/10r) & Brianna Turner (12p/12r) vs Baylor, 4/7/19 (Tampa)
Three players had double-doubles	Jessica Shepard (20p/13r), Brianna Turner (15p/15r), Marina Mabrey (12p/12a), vs UConn, 4/5/19 (Tampa)
20+ points and 10+ rebounds	Jessica Shepard (20p/13r) vs UConn, 4/5/19 (Tampa)
30+ points and 10+ rebounds	Jessica Shepard vs Louisville, 3/10/19 (Greensboro, N.C.)
40+ points and 10+ rebounds	Jewell Loyd (41/12) vs DePaul, 12/10/14
15 points and 15 rebounds	Brianna Turner (15p/15r) vs UConn, 4/5/19 (Tampa)
20 points and 20 rebounds	Natalie Achonwa (20/20) vs. South Florida, 3/10/13 (@ Hartford, Conn.)

### TRIPLE DOUBLES (8 in school history)

Jackie Young (22p/10r/11a) vs Virginia, 3/3/19
Jackie Young (16p/12r/10a) at Tennessee, 1/24/19
Lindsay Allen (11p/11r/12a) at Chattanooga, 12/27/16
Marina Mabrey (18p/10a/12s) at Valparaiso, 11/23/15
Skylar Diggins (17p/10r/10a) at DePaul, 2/24/13
Skylar Diggins (22p/10r/11a) vs. Maryland, 3/27/12 (@ Raleigh, N.C.)
Sara Liebscher (17p/12r/10a) vs. Detroit, 2/15/90
Mary Gavin (11p/14a/10s) vs. Marquette, 1/31/87

### ASSISTS

Player had 10 assists	Marina Mabrey (12), vs UConn, 4/5/19 (Tampa)
Player had 10 assists/consecutive games	Jackie Young - 12 at Syracuse, 2/25/19; 11 vs Virginia, 3/3/19
Player had 15 assists	Mary Gavin (17) at Marquette, 2/28/87
ND had 30 assists	30 at Georgia Tech, 1/6/19
ND had fewer than 10 assists	8 vs Mississippi State, 4/1/18 (Columbus, Ohio)
ND had fewer than 5 assists	3 vs. Villanova, 3/8/09 (@ Hartford, Conn.)

### BLOCKED SHOTS

Player blocked 5 shots	Brianna Turner (5) vs UConn, 4/5/19
Player blocked 6 shots	Jessica Shepard (6) at Penn, 12/9/17
Player blocked 7 shots	Brianna Turner (7) vs. Boston College, 2/23/17
Player blocked 10 shots	Amanda Barksdale (11) vs. Boston College, 2/10/02
ND blocked 10 shots	12 vs WKU, 12/19/18
ND blocked 15 shots	16 vs. Boston College, 2/10/02
ND blocked 0 shots	vs. Boston College, 1/14/18

### STEALS

Player had 5 steals	Marina Mabrey (5) vs. Duke, 2/21/19
Player had 10 steals	Marina Mabrey (12) at Valparaiso, 11/23/15
ND had 20 steals	21 vs. Saint Francis (Pa.), 12/31/12

### TURNOVERS

ND committed 25 or more	25 at DePaul, 11/17/18
ND committed 25 or more and won	See 25 or more
ND committed 30 or more	30 at West Virginia, 2/22/11
ND committed 10 or fewer	10 vs Baylor, 4/7/19 (Tampa)
ND committed 10 or fewer/consecutive games	9 vs Texas A&M, 3/30/19 (Chicago); 7 vs Stanford, 4/1/19 (Chicago); 9 vs UConn, 4/5/19 (Tampa); 10 vs Baylor, 4/7/19 (Tampa)
ND committed 5 or fewer	5 vs. Louisville, 3/4/17 (@ Conway, S.C.)

**MISCELLANEOUS**

Led team in points/rebounds/assists  
 Hit "final minute" game-winning shot  
 Four-point play  
 Made shot from midcourt or beyond  
 Played every minute  
 Played more than 40 minutes  
 ND rallied from 10-point deficit to win  
 ND rallied from 15-point deficit to win  
 ND rallied from 20-point deficit to win  
 ND scored 20 straight points  
 ND scored 25 straight points  
 ND scored 30 straight points

Jackie Young (18p/13r/5a) vs Syracuse, 3/9/19  
 Arike Ogunbowale (OT - 0:01), vs UConn, 3/30/18 (Columbus, Ohio);  
 Arike Ogunbowale (4Q - 0:01), vs Mississippi State, 4/1/18 (Columbus, Ohio).  
 Madison Cable (9:52, 2nd half) vs. Wake Forest, 2/1/15  
 Arike Ogunbowale (50 feet at 0:00, 2nd half) vs. Louisville, 3/4/18  
 Jessica Shepard & Arike Ogunbowale vs Baylor, 4/7/19 (Tampa)  
 Marina Mabrey & Arike Ogunbowale vs UConn in OT (45 min), 3/30/18 (Columbus, Ohio)  
 Triled Oregon State, 38-24 (7:53 - 2nd), won 91-81, 11/24/18 (Vancouver)  
 Triled Mississippi State, 40-25 (6:41, 3rd), won 61-58, 4/1/18 (Columbus, Ohio)  
 Triled vs Tennessee, 37-14 (7:03 - 2nd); won 84-70, 1/18/18  
 22-0 run vs. Duke, 2/21/19  
 25-0 run vs. Bethune-Cookman, 3/23/19  
 36-0 run vs. Southeast Missouri State, 1/2/11

**OVERTIME**

ND played an OT game  
 ND played multiple overtimes  
 ND won an OT game  
 ND won an OT game at home  
 ND won an OT game on the road  
 ND lost an OT game

vs UConn (W, 91-89), 3/30/18 (Columbus, Ohio)  
 vs. Connecticut (W, 96-87, 3ot), 3/4/13  
 vs UConn (W, 91-89), 3/30/18 (Columbus, Ohio)  
 See played an OT game  
 vs UConn (W, 91-89), 3/30/18 (Columbus, Ohio)  
 vs. UCLA (L, 86-83, 2ot), 11/18/10

**RANKINGS**

Played the No. 1 team in the AP poll  
 Played the No. 1 team in the WBCA/USA Today poll  
 Defeated top-5 opponent  
 Defeated top-10 opponent  
 Defeated top-10 opponent at home  
 Defeated top-10 opponent on the road  
 Defeated top-10 opponent by double digits

vs Baylor (L, 82-81), 4/7/19 (Tampa)  
 vs Baylor (L, 82-81), 4/7/19 (Tampa)  
 vs #3 Louisville (W, 99-79), 3/10/19 (Greensboro, N.C.)  
 vs #6 Stanford (W, 84-68), 4/1/19 (Chicago, Ill.)  
 #2 Louisville (W, 82-68), 1/10/19  
 #10 NC State (W, 95-72), 2/18/19  
 s #6 Stanford (W, 84-68), 4/1/19 (Chicago, Ill.)

**SCORING MARGINS**

ND won by 40-plus points  
 ND won by 50-plus points  
 ND won by 60-plus points  
 ND won by 70-plus points  
 ND lost by 10-19 points  
 ND lost by 10-19 at home  
 ND lost by 10-19 points on the road  
 ND lost by 10-19 points at a neutral site  
 ND lost by 20-29 points  
 ND lost by 20-29 points at home  
 ND lost by 20-29 points on the road  
 ND lost by 30-plus points

42 --- ND 92, Bethune-Cookman 50, 3/23/19  
 50 --- ND 97, Boston College 47, 2/13/19  
 60 --- at ND 114, Valparaiso 54, 12/4/16  
 75 --- at ND 104, Holy Cross 29, 11/23/14  
 11 --- Tennessee 74, ND 63, 11/11/19  
 11 --- Tennessee 74, ND 63, 11/11/19  
 10 --- at Connecticut 91, ND 81, 12/5/15  
 10 --- Connecticut 63, ND 53, 4/7/15 (@ Tampa, Fla.)  
 21 --- Connecticut 79, ND 58, 4/8/14 (@ Nashville, Tenn.)  
 25 --- Connecticut 76, at ND 51, 3/1/10  
 21 --- at Connecticut 78, ND 57, 2/19/11  
 33 --- at Louisville 100, ND 67, 1/11/18

**LAST TIME OPPONENT ...**

**SCORING**

Player scored 25 points  
 Player scored 30 points  
 Player scored 35 points  
 Two players scored 20 points  
 Three players scored 20 points  
 Two players scored 25 points  
 None in double figures  
 Five in double figures  
 Six in double figures  
 Scored 50 points/half  
 Scored 55 points/half  
 Scored 60 points/half  
 Scored 100 points/game  
 Scored 100 points/non-conference game  
 Scored fewer than 15 points/half  
 Scored fewer than 20 points/half  
 Scored fewer than 40 points/game

Nia Clouden (28), Michigan State, 11/14/19  
 Rennia Davis (33), Tennessee, 11/11/19  
 Chennedy Carter (35), Texas A&M, 3/30/19 (Chicago)  
 Chloe Jackson (26) & Kalani Brown (20), Baylor, 4/7/19 (Tampa)  
 Channon Fluker (25), Destiny Brooks (24) and Tessa Boagni (23), CSUN, 3/16/18  
 Brittney Griner (32) and Odyssey Sims (25) at Baylor, 11/20/11 vs Pitt, 1/3/19  
 Gabby Williams (12), Napheesa Collier (24), Kia Nurse (10), Katie Lou Samuelson (16) and Azura Stevens (19), vs UConn, 3/30/18 (Columbus, Ohio)  
 Erika Davenport (19), Danielle King (12), Natisha Hiedeman (12), Allazia Blockton (20), Amani Wilborn (10), Isabelle Spingola (12), Marquette, 12/20/17  
 50 (1st half), vs Oregon State, 11/24/18  
 56 (1st half), at Louisville, 1/11/18  
 63 (2nd half), Northwestern State, 3/24/95 (@ Amarillo, Texas)  
 100, at Louisville, 1/11/18  
 103, Northwestern State, 3/24/95 (@ Amarillo, Texas)  
 13 (1st half), Georgia Tech, 2/3/19  
 19 (1st half), Bethune-Cookman, 3/23/19  
 37, vs Clemson, 1/21/18

**FIELD GOAL SHOOTING**

Shot 55 percent/game  
 Shot 60 percent/game  
 Shot below 20 percent/game  
 Shot below 25 percent/game  
 Shot below 30 percent/game  
 Shot 55 percent/half  
 Shot 60 percent/half  
 Shot 65 percent/half  
 Shot 70 percent/half  
 Shot below 20 percent/half  
 Shot below 25 percent/half

56.9 (29-51), vs Tennessee, 1/18/18  
 65.1 (41-63), at Louisville, 1/11/18  
 18.6 (11-59), Holy Cross, 11/23/14  
 24.1 (14-58), at Georgia Tech, 1/2/17  
 28.6 (18-63), Wake Forest, 1/13/19  
 58.8 (20-34), 1st half, vs Oregon, 3/26/18 (Spokane, Wash.)  
 62.5 (20-32), 1st half vs Baylor, 4/7/19 (Tampa)  
 68.2 (15-22), 2nd half by Texas A&M, 4/5/11 (@ Indianapolis, Ind.)  
 71.8 (23-32), 1st half at Louisville, 1/11/18  
 14.7 (5-34), 1st half vs Georgia Tech, 2/3/19  
 25.0 (9-36), 1st half, Loyola Maryland, 11/8/19

**THREE-POINT SHOOTING**

Player made 5 three-pointers  
 Player made 6 three-pointers  
 Player made 7 or more three-pointers  
 Player attempted 10 three-pointers  
 Made 10 three-pointers  
 Did not make a three-pointer  
 Attempted 30 three-pointers  
 Shot 50 percent 3FG (min. 5 att.)  
 Shot 60 percent 3FG (min. 5 att.)

Rennia Davis (5), Tennessee, 11/11/19  
 See 7  
 Chennedy Carter (7), Texas A&M, 3/30/19 (Chicago)  
 Bre Cavanaugh (2-12), Fordham, 11/5/19  
 10, vs Stanford, 4/1/19  
 Duke, 2/16/15  
 38, Fordham, 11/5/19  
 50.0 (10-20) vs Duke, 2/21/19  
 64.7 (11-17) at Louisville, 1/11/18

**FREE-THROW SHOOTING**

Player made 10 free-throws  
 Player made 15 free-throws  
 Player attempted 15 free-throws  
 Player made 10 for 10 or better  
 Shot 90 percent (min. 10 att.)  
 Shot below 50 percent (min. 10 att.)  
 Made 30 free-throws  
 Made 5 or fewer FTs  
 Attempted 40 free-throws  
 Attempted fewer than five FTs

Asia Durr (10), Louisville, 1/10/19  
 Nok Duany (15) at Georgetown, 2/23/02  
 Brittany Hrynok (16) at DePaul, 12/10/14  
 Allisha Gray (10-10) at North Carolina, 1/15/15  
 90.9 (10-11), at N.C. State, 2/18/19  
 50.0 (6-12), Loyola Maryland, 11/8/19  
 32 (attempted 37), Illinois, 11/24/98  
 1 (attempted 2), Fordham, 11/5/19  
 45 (made 28), at South Florida, 1/13/07  
 2 (made 1), Fordham, 11/5/19

**REBOUNDS**

Player had 15 rebounds  
 Player had 20 rebounds  
 Two players had double-figure rebounds  
 Three players had double-figure rebounds  
 Had 50 rebounds  
 Out-rebounded ND by 10 or more

Trinity Baptiste (16) at Virginia Tech, 1/16/19  
 Wendy Scholtens (20) at Vanderbilt, 1/8/89  
 Rennia Davis (10) & Jazmine Massengill (13), Tennessee, 11/11/19  
 Aurora Adams (16), Brenda McCunn (11) and Paula Langseth (10), Hawaii, 3/22/81 (@ Anchorage, Alaska)  
 55, Tennessee, 11/11/19  
 27, Tennessee, 11/11/19

**DOUBLE-DOUBLES**

Points & assists  
 Points & steals  
 Two players had double-doubles  
 Three players had double-doubles  
 15 points and 15 rebounds  
 20 points and 10 rebounds  
 20 points and 20 rebounds  
 30 points and 10 rebounds

Paris Kea (30p/10a) at North Carolina, 1/27/19  
 Alexis Jones (16/10) at Duke, 2/2/14  
 Emese Hof (21p/13r) and Beatrice Mompremier (18p/12r) at Miami, 2/7/19  
 Mary Raese (24p/10r), Mary Westerwelle (11p/10r) and Netra McGrew (10p/10a), Idaho, 3/21/86 (@ Amarillo, Texas)  
 Napheesa Collier (16/15), UConn, 12/2/18  
 Kalani Brown (20/13), Baylor, 4/7/19 (Tampa)  
 Wendy Scholtens (29/20) at Vanderbilt, 1/8/89  
 Myisha Hines-Allen (31/12) at Louisville, 1/11/18

**TRIPLE-DOUBLES**

Points, rebounds, assists  
 Points, rebounds, steals

Liad Suez-Karni (14p/10r/10a), Villanova, 2/7/06  
 Diana Vines (23p/11r/12s) at DePaul, 1/24/89

**ASSISTS**

Player had 10 assists  
 Player had 15 assists  
 Had 25 assists  
 Had 30 assists  
 Had fewer than 10 assists  
 Had 5 or fewer assists

Paris Kea (10), at North Carolina, 1/27/19  
 Veronica Pettry (16) at Loyola-Chicago, 2/18/89  
 25, at Louisville, 1/11/18  
 30 at Loyola-Chicago, 2/18/89  
 9, vs Mississippi State, 4/1/18 (Columbus, Ohio)  
 5, vs ETSU, 11/24/17 (@ Estero, Fla.)

**BLOCKED SHOTS**

Player blocked 5 shots  
 Blocked 10 shots  
 Blocked 15 shots  
 Blocked 0 shots

Jassany Williams (9) at Miami, 1/8/15  
 12, Tennessee, 11/11/19  
 16 at Connecticut, 1/27/07  
 Binghamton, 12/16/18



## STEALS

Player had 5 steals	J'Kyra Brown, Virginia, 1/29/17
Player had 6 steals	see player had seven steals
Player had 7 steals	Kala Green, North Carolina A&T, 3/19/16
Player had 10 steals	Alexis Jones at Duke, 2/2/14
Had 15 steals	16 at Duke, 2/2/14
Had 20 steals	24, Georgetown, 1/29/00

## TURNOVERS

Player committed 10 turnovers	Samantha Logic (11) at Iowa, 3/26/13
Committed 20 turnovers or more and won	20, Michigan State, 11/14/19
Committed 25 turnovers or more	28, vs Tennessee, 11/11/19
Committed 30 turnovers or more	31 vs. Valparaiso, 12/4/16
Committed 35 turnovers or more	35, Connecticut, 3/4/13
Committed 40 turnovers or more	46, Akron, 11/11/11
Committed 10 turnovers or fewer	8, Baylor, 4/7/19 (Tampa)
Committed 5 turnovers or fewer	5, Oregon, 3/26/18 (Spokane, Wash.)

## MISCELLANEOUS

Led team in points/rebounds/assists	Nicki Ekhomu (26p/8r/6a), Florida State, 2/10/19
Four-point play	Tori Jankoska (2:44, 1st quarter) at Michigan State, 12/20/16
Hit "final minute" game-winning shot	Chloe Jackson (0:05 left), Baylor, 4/7/19 (Tampa)
Played every minute	Bre Cavanaugh, Fordham, 11/5/19
Played more than 40 minutes	Kia Nurse (45) & Katie Lou Samuelson (45), UConn, 3/30/18 (Columbus, Ohio)
Rallied from 10-point deficit to win	at UConn, 12/3/17 (ND led by 12, 42-30, 1:15 left in 2nd quarter. UConn won, 80-71)
Led ND by 10 or more at halftime	12 vs Baylor (43-31), 4/7/19 (Tampa)
Led ND by 15 or more at halftime	28 at Louisville (56-28), 1/11/18
Led ND by 25 or more points	44 at Louisville (92-48 at 7:32 in 4Q), 1/11/18



**NOTRE DAME HIGHS****2019-20 Notre Dame Women's Basketball  
Team High/Low Analysis  
All games****Notre Dame - GAME HIGHS**

<b>POINTS</b>	84	Loyola Maryland (11/08/19)
	69	Michigan St. (11/14/19)
	63	Tennessee (11/11/19)
	60	at Fordham (11/05/19)
<b>FIELD GOALS MADE</b>	33	Loyola Maryland (11/08/19)
	24	Michigan St. (11/14/19)
<b>FIELD GOAL ATTEMPTS</b>	70	Tennessee (11/11/19)
	68	Loyola Maryland (11/08/19)
<b>FIELD GOAL PERCENTAGE</b>	.485 (33-68)	Loyola Maryland (11/08/19)
	.480 (24-50)	Michigan St. (11/14/19)
<b>3 PT FG MADE</b>	7	Tennessee (11/11/19)
	3	Michigan St. (11/14/19)
<b>3 PT FG ATTEMPTS</b>	25	Tennessee (11/11/19)
	12	Loyola Maryland (11/08/19)
<b>3 PT FG PERCENTAGE</b>	.375 (3-8)	Michigan St. (11/14/19)
	.280 (7-25)	Tennessee (11/11/19)
<b>FREE THROWS MADE</b>	20	at Fordham (11/05/19)
	18	Michigan St. (11/14/19)
<b>FREE THROW ATTEMPTS</b>	33	at Fordham (11/05/19)
	31	Michigan St. (11/14/19)
<b>FREE THROW PERCENTAGE</b>	.708 (17-24)	Loyola Maryland (11/08/19)
	.706 (12-17)	Tennessee (11/11/19)
<b>REBOUNDS</b>	50	Loyola Maryland (11/08/19)
	42	at Fordham (11/05/19)
<b>ASSISTS</b>	19	Loyola Maryland (11/08/19)
	14	at Fordham (11/05/19)
<b>STEALS</b>	13	Tennessee (11/11/19)
	10	at Fordham (11/05/19)
<b>BLOCKED SHOTS</b>	8	Michigan St. (11/14/19)
	7	Loyola Maryland (11/08/19)
<b>TURNOVERS</b>	21	at Fordham (11/05/19)
	19	Loyola Maryland (11/08/19)
<b>FOULS</b>	22	Tennessee (11/11/19)
	18	Michigan St. (11/14/19)

**OPPONENT HIGHS****2019-20 Notre Dame Women's Basketball  
Team High/Low Analysis  
All games****Opponent - GAME HIGHS**

<b>POINTS</b>	74	Tennessee (11/11/19)
	72	Michigan St. (11/14/19)
	60	Loyola Maryland (11/08/19)
	55	at Fordham (11/05/19)
<b>FIELD GOALS MADE</b>	25	Michigan St. (11/14/19)
	25	Tennessee (11/11/19)
<b>FIELD GOAL ATTEMPTS</b>	76	Loyola Maryland (11/08/19)
	72	at Fordham (11/05/19)
<b>FIELD GOAL PERCENTAGE</b>	.472 (25-53)	Tennessee (11/11/19)
	.403 (25-62)	Michigan St. (11/14/19)
<b>3 PT FG MADE</b>	8	Michigan St. (11/14/19)
	8	Tennessee (11/11/19)
	8	at Fordham (11/05/19)
<b>3 PT FG ATTEMPTS</b>	38	at Fordham (11/05/19)
	24	Loyola Maryland (11/08/19)
<b>3 PT FG PERCENTAGE</b>	.421 (8-19)	Tennessee (11/11/19)
	.348 (8-23)	Michigan St. (11/14/19)
<b>FREE THROWS MADE</b>	16	Tennessee (11/11/19)
	14	Michigan St. (11/14/19)
<b>FREE THROW ATTEMPTS</b>	25	Tennessee (11/11/19)
	16	Michigan St. (11/14/19)
<b>FREE THROW PERCENTAGE</b>	.875 (14-16)	Michigan St. (11/14/19)
	.640 (16-25)	Tennessee (11/11/19)
<b>REBOUNDS</b>	55	Tennessee (11/11/19)
	41	Loyola Maryland (11/08/19)
	41	at Fordham (11/05/19)
<b>ASSISTS</b>	18	Tennessee (11/11/19)
	15	Loyola Maryland (11/08/19)
<b>STEALS</b>	12	Michigan St. (11/14/19)
	12	Loyola Maryland (11/08/19)
<b>BLOCKED SHOTS</b>	12	Tennessee (11/11/19)
	4	Michigan St. (11/14/19)
<b>TURNOVERS</b>	28	Tennessee (11/11/19)
	20	Michigan St. (11/14/19)
<b>FOULS</b>	27	Michigan St. (11/14/19)
	27	at Fordham (11/05/19)

**NOTRE DAME LOWS****2019-20 Notre Dame Women's Basketball  
Team High/Low Analysis  
All games****Notre Dame - GAME LOWS**

<b>POINTS</b>	60	at Fordham (11/05/19)
	63	Tennessee (11/11/19)
	69	Michigan St. (11/14/19)
	84	Loyola Maryland (11/08/19)
<b>FIELD GOALS MADE</b>	19	at Fordham (11/05/19)
	22	Tennessee (11/11/19)
<b>FIELD GOAL ATTEMPTS</b>	50	Michigan St. (11/14/19)
	52	at Fordham (11/05/19)
<b>FIELD GOAL PERCENTAGE</b>	.314 (22-70)	Tennessee (11/11/19)
	.365 (19-52)	at Fordham (11/05/19)
<b>3 PT FG MADE</b>	1	Loyola Maryland (11/08/19)
	2	at Fordham (11/05/19)
<b>3 PT FG ATTEMPTS</b>	8	Michigan St. (11/14/19)
	10	at Fordham (11/05/19)
<b>3 PT FG PERCENTAGE</b>	.083 (1-12)	Loyola Maryland (11/08/19)
	.200 (2-10)	at Fordham (11/05/19)
<b>FREE THROWS MADE</b>	12	Tennessee (11/11/19)
	17	Loyola Maryland (11/08/19)
<b>FREE THROW ATTEMPTS</b>	17	Tennessee (11/11/19)
	24	Loyola Maryland (11/08/19)
<b>FREE THROW PERCENTAGE</b>	.581 (18-31)	Michigan St. (11/14/19)
	.606 (20-33)	at Fordham (11/05/19)
<b>REBOUNDS</b>	28	Tennessee (11/11/19)
	30	Michigan St. (11/14/19)
<b>ASSISTS</b>	11	Tennessee (11/11/19)
	13	Michigan St. (11/14/19)
<b>STEALS</b>	7	Michigan St. (11/14/19)
	8	Loyola Maryland (11/08/19)
<b>BLOCKED SHOTS</b>	1	Tennessee (11/11/19)
	2	at Fordham (11/05/19)
<b>TURNOVERS</b>	12	Tennessee (11/11/19)
	18	Michigan St. (11/14/19)
<b>FOULS</b>	9	at Fordham (11/05/19)
	15	Loyola Maryland (11/08/19)

**OPPONENT LOWS****2019-20 Notre Dame Women's Basketball  
Team High/Low Analysis  
All games****Opponent - GAME LOWS**

<b>POINTS</b>	55	at Fordham (11/05/19)
	60	Loyola Maryland (11/08/19)
	72	Michigan St. (11/14/19)
	74	Tennessee (11/11/19)
<b>FIELD GOALS MADE</b>	23	at Fordham (11/05/19)
	24	Loyola Maryland (11/08/19)
<b>FIELD GOAL ATTEMPTS</b>	53	Tennessee (11/11/19)
	62	Michigan St. (11/14/19)
<b>FIELD GOAL PERCENTAGE</b>	.316 (24-76)	Loyola Maryland (11/08/19)
	.319 (23-72)	at Fordham (11/05/19)
<b>3 PT FG MADE</b>	6	Loyola Maryland (11/08/19)
	8	Michigan St. (11/14/19)
	8	Tennessee (11/11/19)
	8	at Fordham (11/05/19)
<b>3 PT FG ATTEMPTS</b>	19	Tennessee (11/11/19)
	23	Michigan St. (11/14/19)
<b>3 PT FG PERCENTAGE</b>	.211 (8-38)	at Fordham (11/05/19)
	.250 (6-24)	Loyola Maryland (11/08/19)
<b>FREE THROWS MADE</b>	1	at Fordham (11/05/19)
	6	Loyola Maryland (11/08/19)
<b>FREE THROW ATTEMPTS</b>	2	at Fordham (11/05/19)
	12	Loyola Maryland (11/08/19)
<b>FREE THROW PERCENTAGE</b>	.500 (6-12)	Loyola Maryland (11/08/19)
	.500 (1-2)	at Fordham (11/05/19)
<b>REBOUNDS</b>	39	Michigan St. (11/14/19)
	41	Loyola Maryland (11/08/19)
	41	at Fordham (11/05/19)
<b>ASSISTS</b>	13	Michigan St. (11/14/19)
	14	at Fordham (11/05/19)
<b>STEALS</b>	5	Tennessee (11/11/19)
	10	at Fordham (11/05/19)
<b>BLOCKED SHOTS</b>	2	Loyola Maryland (11/08/19)
	3	at Fordham (11/05/19)
<b>TURNOVERS</b>	16	at Fordham (11/05/19)
	19	Loyola Maryland (11/08/19)
<b>FOULS</b>	15	Tennessee (11/11/19)
	23	Loyola Maryland (11/08/19)



## NOTRE DAME INDIVIDUAL HIGHS



2019-20 Notre Dame Women's Basketball  
Player Highs Analysis  
All games

Page 1/2  
as of Nov 15, 2019

### Notre Dame - INDIVIDUAL GAME HIGHS

<b>POINTS</b>	24	Katlyn Gilbert - Loyola Maryland (11/08/19)
	19	Sam Brunelle - Michigan St. (11/14/19)
	19	Katlyn Gilbert - Michigan St. (11/14/19)
	19	Anaya Peoples - Loyola Maryland (11/08/19)
	19	Destinee Walker - Loyola Maryland (11/08/19)
<b>FIELD GOALS MADE</b>	9	Katlyn Gilbert - Loyola Maryland (11/08/19)
	9	Anaya Peoples - Loyola Maryland (11/08/19)
<b>FIELD GOAL ATTEMPTS</b>	18	Sam Brunelle - Tennessee (11/11/19)
	16	Katlyn Gilbert - Michigan St. (11/14/19)
<b>FIELD GOAL PERCENTAGE (min 5 made)</b>	643 (9-14)	Anaya Peoples - Loyola Maryland (11/08/19)
	600 (9-15)	Katlyn Gilbert - Loyola Maryland (11/08/19)
	600 (6-10)	Anaya Peoples - Michigan St. (11/14/19)
<b>3 PT FG MADE</b>	3	Destinee Walker - Tennessee (11/11/19)
	2	Sam Brunelle - Michigan St. (11/14/19)
	2	Sam Brunelle - Tennessee (11/11/19)
	2	Sam Brunelle - at Fordham (11/05/19)
<b>3 PT FG ATTEMPTS</b>	11	Sam Brunelle - Tennessee (11/11/19)
	7	Destinee Walker - Tennessee (11/11/19)
<b>3 PT FG PERCENTAGE (min 2 made)</b>	429 (3-7)	Destinee Walker - Tennessee (11/11/19)
	333 (2-6)	Sam Brunelle - Michigan St. (11/14/19)
	333 (2-6)	Sam Brunelle - at Fordham (11/05/19)
<b>FREE THROWS MADE</b>	6	Destinee Walker - Loyola Maryland (11/08/19)
	6	Katlyn Gilbert - Loyola Maryland (11/08/19)
<b>FREE THROW ATTEMPTS</b>	9	Katlyn Gilbert - at Fordham (11/05/19)
	9	Anaya Peoples - at Fordham (11/05/19)
<b>FREE THROW PERCENTAGE (min 3 made)</b>	1,000 (4-4)	Sam Brunelle - at Fordham (11/05/19)
	1,000 (3-3)	Marta Sniezek - Tennessee (11/11/19)
<b>REBOUNDS</b>	10	Destinee Walker - at Fordham (11/05/19)
	9	Sam Brunelle - Loyola Maryland (11/08/19)
	9	Mikayla Vaughn - at Fordham (11/05/19)
<b>ASSISTS</b>	8	Marta Sniezek - Michigan St. (11/14/19)
	6	Marta Sniezek - Loyola Maryland (11/08/19)
	6	Marta Sniezek - at Fordham (11/05/19)
<b>STEALS</b>	4	Katlyn Gilbert - Michigan St. (11/14/19)
	4	Destinee Walker - Tennessee (11/11/19)
	4	Anaya Peoples - Tennessee (11/11/19)
<b>BLOCKED SHOTS</b>	3	Sam Brunelle - Michigan St. (11/14/19)
	2	Katlyn Gilbert - Michigan St. (11/14/19)
	2	Anaya Peoples - Michigan St. (11/14/19)
	2	Anaya Peoples - Loyola Maryland (11/08/19)
	2	Sam Brunelle - Loyola Maryland (11/08/19)
<b>TURNOVERS</b>	6	Katlyn Gilbert - Michigan St. (11/14/19)
	6	Marta Sniezek - Loyola Maryland (11/08/19)
<b>FOULS</b>	5	Destinee Walker - Michigan St. (11/14/19)
	5	Marta Sniezek - Tennessee (11/11/19)

## OPPONENT INDIVIDUAL HIGHS



2019-20 Notre Dame Women's Basketball  
Player Highs Analysis  
All games

Page  
as of Nov 15, 2

### Opponent - INDIVIDUAL GAME HIGHS

<b>POINTS</b>	33	Rennia Davis - Tennessee (11/11/19)
	28	Nia Clouden - Michigan St. (11/14/19)
	16	Ashley Hunter - Loyola Maryland (11/08/19)
	14	Bre Cavanaugh - at Fordham (11/05/19)
	14	Kendell Heremala - at Fordham (11/05/19)
<b>FIELD GOALS MADE</b>	12	Rennia Davis - Tennessee (11/11/19)
	9	Nia Clouden - Michigan St. (11/14/19)
<b>FIELD GOAL ATTEMPTS</b>	22	Bre Cavanaugh - at Fordham (11/05/19)
	21	Nia Clouden - Michigan St. (11/14/19)
<b>FIELD GOAL PERCENTAGE (min 5 made)</b>	.700 (7-10)	Ashley Hunter - Loyola Maryland (11/08/19)
	.600 (12-20)	Rennia Davis - Tennessee (11/11/19)
<b>3 PT FG MADE</b>	5	Rennia Davis - Tennessee (11/11/19)
	4	Nia Clouden - Michigan St. (11/14/19)
	4	Kendell Heremala - at Fordham (11/05/19)
<b>3 PT FG ATTEMPTS</b>	12	Bre Cavanaugh - at Fordham (11/05/19)
	9	Nia Clouden - Michigan St. (11/14/19)
	9	Rennia Davis - Tennessee (11/11/19)
<b>3 PT FG PERCENTAGE (min 2 made)</b>	.600 (3-5)	Jordan Horston - Tennessee (11/11/19)
	.571 (4-7)	Kendell Heremala - at Fordham (11/05/19)
<b>FREE THROWS MADE</b>	6	Nia Clouden - Michigan St. (11/14/19)
	5	Taryn McCutcheon - Michigan St. (11/14/19)
<b>FREE THROW ATTEMPTS</b>	6	Nia Clouden - Michigan St. (11/14/19)
	6	Taryn McCutcheon - Michigan St. (11/14/19)
	6	Jazmine Massengill - Tennessee (11/11/19)
<b>FREE THROW PERCENTAGE (min 3 made)</b>	1,000 (6-6)	Nia Clouden - Michigan St. (11/14/19)
	.833 (5-6)	Taryn McCutcheon - Michigan St. (11/14/19)
<b>REBOUNDS</b>	13	Jazmine Massengill - Tennessee (11/11/19)
	11	Kaitlyn Downey - at Fordham (11/05/19)
<b>ASSISTS</b>	9	Jazmine Massengill - Tennessee (11/11/19)
	9	Anna DeWolfe - at Fordham (11/05/19)
<b>STEALS</b>	5	Kaitlyn Downey - at Fordham (11/05/19)
	4	Maira Joiner - Michigan St. (11/14/19)
	4	Jordan Horston - Tennessee (11/11/19)
<b>BLOCKED SHOTS</b>	4	Jazmine Massengill - Tennessee (11/11/19)
	3	Tamarri Key - Tennessee (11/11/19)
<b>TURNOVERS</b>	8	Jordan Horston - Tennessee (11/11/19)
	6	Stephanie Karcz - Loyola Maryland (11/08/19)
	6	Kendell Heremala - at Fordham (11/05/19)
<b>FOULS</b>	5	Kaitlyn Downey - at Fordham (11/05/19)
	4	Taiyer Parks - Michigan St. (11/14/19)
	4	Maira Joiner - Michigan St. (11/14/19)
	4	Victoria Gaines - Michigan St. (11/14/19)
	4	Hannah Niles - Loyola Maryland (11/08/19)
	4	Vilisi Tavul - at Fordham (11/05/19)
	4	Sarah Karpell - at Fordham (11/05/19)
	4	Anna DeWolfe - at Fordham (11/05/19)
	4	Kendell Heremala - at Fordham (11/05/19)



## GAME BY GAME COMPARISON



### 2019-20 Notre Dame Women's Basketball Team Game-by-Game All games

Page 1/1  
as of Nov 15, 2019

Opponent	Date	Score		Total		3-Pointers		Free throws		Rebounds										
				FG-FGA	PCT	3FG-FGA	PCT	FT-FTA	PCT	OFF	DEF	TOT	AVG	PF	A	T/O	BLK	STL	PTS	AVG
at Fordham	11/05/19	60-55	W	19-52	.365	2-10	.200	20-33	.606	12	30	42	42.0	9	14	21	2	10	60	60.0
Loyola Maryland	11/08/19	84-60	W	33-68	.485	1-12	.083	17-24	.708	14	36	50	46.0	15	19	19	7	8	84	72.0
Tennessee	11/11/19	63-74	L	22-70	.314	7-25	.280	12-17	.706	11	17	28	40.0	22	11	12	1	13	63	69.0
Michigan St.	11/14/19	69-72	L	24-50	.480	3-8	.375	18-31	.581	13	17	30	37.5	18	13	18	8	7	69	69.0
<b>Total</b>		<b>276</b>		<b>98-240</b>	<b>.408</b>	<b>13-55</b>	<b>.236</b>	<b>67-105</b>	<b>.638</b>	<b>50</b>	<b>100</b>	<b>150</b>	<b>37.5</b>	<b>64</b>	<b>57</b>	<b>70</b>	<b>18</b>	<b>38</b>	<b>276</b>	<b>69.0</b>
Opponents		261		97-263	.369	30-104	.288	37-55	.673	68	108	176	44.0	92	60	83	21	39	261	65.3

#### Team Averages

Games Played	Points/game	FG Pct	3FG Pct	FT Pct	Rebounds/game	Assists/game	Turnovers/game	Assist/Turnover ratio	Steals/game	Blocks/game
4	69.0	40.8	23.6	63.8	37.5	14.3	17.5	0.8	9.5	4.5



GAME

1

#16/14 NOTRE DAME, 60  
FORDHAM, 55

Nov. 5, 2019  
Rose Hill Gymnasium (Bronx, N.Y.)



Official Basketball Box Score - Final  
**Notre Dame at Fordham**  
11/05/19 Purcell Pavilion at the Joyce Center, Notre Dame  
2019-20 Women's Basketball  
Game Time: 12:00 AM  
Game Duration: 1:52  
Attendance: 3,200  
Officials: Ed Sidasiy, Kevin Dillard, Kristi Mosley

Record: 1-0

NO. Name	Min	FG			3P			FT			Rebounds		Fouls		TP	AS	TO	ST	Blocks			+/-			
		M-A	M-A	M-A	M-A	M-A	M-A	OR	DR	TOT	PF	FF	BS	BA					BA						
33 Sam Brunelle	F 32:52	4:12	2:6	4:4	2:3	5:3	3:5	14:3	5:2	0:0	0:7	1:3	33.3%	5:11	45.5%	1:3	33.3%	5:6	83.3%	1:3	33.3%	0	0	0	7
30 Mikayla Vaughn	C 20:18	3:6	0:0	2:3	2:7	9:0	0:2	8:4	3:1	0:0	1:7	1:3	33.3%	5:6	83.3%	1:3	33.3%	5:6	83.3%	1:3	33.3%	0	0	0	7
13 Marta Sniezek	G 38:15	0:3	0:0	1:2	0:4	4:0	0:3	1:6	5:3	0:1	5	0	0.0%	1:2	50.0%	1:6	50.0%	1:2	50.0%	1:6	50.0%	0	0	0	5
21 Anya Peoples	G 24:04	3:9	0:1	5:9	3:4	7:3	3:6	11:1	1:1	1:0	1:7	1:3	33.3%	3:7	42.9%	3:6	50.0%	3:4	75.0%	3:4	75.0%	0	0	0	5
24 Destinee Walker	G 38:01	3:9	0:2	4:6	3:7	10:2	2:4	10:0	1:1	0:0	4	1	25.0%	4:6	66.7%	4:6	100.0%	4:6	100.0%	4:6	100.0%	0	0	0	4
10 Kaitlyn Gilbert	29:58	5:9	0:0	4:9	2:3	5:1	6:14	0:0	3:2	1:0	10	1	25.0%	4:9	44.4%	4:9	100.0%	4:9	100.0%	4:9	100.0%	0	0	0	10
22 Danielle Cosgrove	11:40	1:4	0:1	0:0	0:2	2:0	0:1	2:0	0:0	3:0	1:0	2	0.0%	0:2	0.0%	0:2	0.0%	0:2	0.0%	0:2	0.0%	0	0	0	2
2 Kaitlin Cole	04:52	0:0	0:0	0:0	0:0	0:0	0:0	0:0	0:0	0:0	0:0	0	0.0%	0:0	0.0%	0:0	0.0%	0:0	0.0%	0:0	0.0%	0	0	0	1
<b>Team</b>																									
<b>Totals</b>		19:52	2:10	20:33	12:30	42:9	27:60	14:21	10:10	2:3	5	3	5												

Technical Fouls: NONE

Shooting By Period

1st FG%	5-11	45.5%
3PT%	1-3	33.3%
FT%	5-6	83.3%
2nd FG%	8-18	44.4%
3PT%	1-3	33.3%
FT%	3-3	100%
3rd FG%	3-13	23.1%
3PT%	0-1	0.0%
FT%	5-9	55.6%
4th FG%	3-10	30.0%
3PT%	0-3	0.0%
FT%	7-15	46.7%
GM FG%	19-52	36.5%
3PT%	2-10	20.0%
FT%	20-33	60.6%

Dead Ball Rebounds: 9:3

Record: 0-1

NO. Name	Min	FG			3P			FT			Rebounds		Fouls		TP	AS	TO	ST	Blocks			+/-			
		M-A	M-A	M-A	M-A	M-A	M-A	OR	DR	TOT	PF	FF	BS	BA					BA						
24 Kaitlyn Downey	F 33:31	3:11	1:8	0:0	6:5	11:5	5:1	7:0	3:5	2:1	1:2	1	0.0%	6:5	42.1%	5:1	50.0%	6:5	44.4%	6:5	44.4%	0	0	0	16
14 Villi Tavali	C 13:07	1:1	0:0	0:0	0:0	0:0	0:0	0:0	0:0	0:0	0:0	0	0.0%	0:0	0.0%	0:0	0.0%	0:0	0.0%	0:0	0.0%	0	0	0	1
2 Anna DeWolfe	G 36:35	5:16	0:6	0:0	2:7	9:4	0:10	9:4	1:0	0:0	5	1	25.0%	2:7	28.6%	2:7	28.6%	2:7	28.6%	2:7	28.6%	0	0	0	5
10 Bre Kavanaugh	G 40:00	6:22	2:12	0:0	5:3	8:3	3:4	14:2	1:1	0:0	5	1	25.0%	5:3	42.9%	5:3	50.0%	5:3	50.0%	5:3	50.0%	0	0	0	5
20 Kendall Hereimala	G 26:36	5:10	4:7	0:0	9:9	4:0	0:14	0:0	6:0	1:0	5	1	25.0%	9:9	100.0%	9:9	100.0%	9:9	100.0%	9:9	100.0%	0	0	0	5
13 Sarah Karpell	24:29	1:5	1:3	1:2	0:1	1:4	2:4	3:1	2:0	0:0	2	1	50.0%	1:4	25.0%	1:4	25.0%	1:4	25.0%	1:4	25.0%	0	0	0	2
43 Megan Jonassen	16:57	2:5	0:0	0:0	3:0	3:0	3:0	4:0	0:0	0:0	1:7	1	14.3%	3:0	0.0%	3:0	0.0%	3:0	0.0%	3:0	0.0%	0	0	0	7
0 Zara Jillingis	03:57	0:0	0:0	0:0	0:0	0:0	0:0	0:0	0:0	0:0	0:0	0	0.0%	0:0	0.0%	0:0	0.0%	0:0	0.0%	0:0	0.0%	0	0	0	1
3 Katie McLoughlin	04:48	0:2	0:2	0:0	0:0	0:0	0:0	0:0	0:0	0:0	0:0	0	0.0%	0:0	0.0%	0:0	0.0%	0:0	0.0%	0:0	0.0%	0	0	0	3
<b>Team</b>																									
<b>Totals</b>		23:72	8:38	1:2	16:25	41:27	9:55	14:16	10:13	2:5	14	6	10	3	2	5									

Technical Fouls: NONE

Shooting By Period

1st FG%	6-13	46.2%
3PT%	1-5	20.0%
FT%	1-2	50%
2nd FG%	4-22	18.2%
3PT%	2-13	15.4%
FT%	0:0	0%
3rd FG%	5-21	23.8%
3PT%	1-10	10.0%
FT%	0:0	0%
4th FG%	8-16	50.0%
3PT%	4-10	40.0%
FT%	0:0	0%
GM FG%	23-72	31.9%
3PT%	8-38	21.1%
FT%	1:2	50.0%

Dead Ball Rebounds: 1:0

	NOT	FOR
Biggest lead	15 (2 <sup>nd</sup> 3:50)	2 (1 <sup>st</sup> 9:29)
Best Scoring Run	17 (2 <sup>nd</sup> 3:50)	8 (4 <sup>th</sup> 8:34)
Lead Changes	5	2
Times Tied	5	3
Time with Lead	32:14	03:33

Points from Turnovers	NOT	FOR
Points	14	13
Paint	32	22
Second Chance	14	9
Fast Breaks	9	3
Bench	16	8

Period by Period Scoring	1st	2nd	3rd	4th	TOT
NOT	16	20	11	13	60
FOR	14	10	11	20	55

GAME

2

LOYOLA MARYLAND, 60  
#16/14 NOTRE DAME, 84

Nov. 8, 2019  
Purcell Pavilion (Notre Dame, Ind.)



Official Basketball Box Score - Final  
**Loyola Maryland at Notre Dame**  
11/08/19 Purcell Pavilion at the Joyce Center, Notre Dame  
2019-20 Women's Basketball  
Game Time: 6:30 PM  
Game Duration: 1:52  
Attendance: 7,613  
Officials: Billy Smith, Mark Berger, Linda Mies

Record: 0-1

NO. Name	Min	FG			3P			FT			Rebounds		Fouls		TP	AS	TO	ST	Blocks			+/-		
		M-A	M-A	M-A	M-A	M-A	M-A	OR	DR	TOT	PF	FF	BS	BA					BA					
23 Delaney Connolly	F 17:32	2:9	1:4	0:0	0:1	1:1	1:0	5:1	1:1	0:0	0	0	0	0	0	0	0	0	0	0	0	0	-19	
2 Laryn Edwards	G 30:45	1:9	0:1	1:4	2:4	6:3	3:2	3:3	3:3	1:0	1	0	1	0	0	0	0	0	0	0	0	0	-20	
10 Stephanie Karz	G 24:26	2:7	0:1	0:0	3:5	8:3	3:2	4:3	6:3	0:1	14	3	1	0	0	0	0	0	0	0	0	0	-14	
20 Alexis Gray	G 27:58	4:9	2:4	0:2	0:1	1:1	1:3	10:3	1:1	2:0	0	0	0	0	0	0	0	0	0	0	0	0	-20	
32 Hannah Niles	G 13:27	1:4	1:3	0:0	1:2	3:4	1:1	3:2	1:0	0:0	1	2	1	0	0	0	0	0	0	0	0	0	-20	
22 Bri Rozzi	F 19:53	2:9	0:3	0:0	1:3	4:1	1:4	1:1	3:2	1:1	1	1	1	0	0	0	0	0	0	0	0	0	-11	
11 Emma Glazen	07:13	0:2	0:0	0:0	0:0	0:0	0:2	1:0	0:0	0:0	0	0	0	0	0	0	0	0	0	0	0	-8		
34 Emily McAteer	12:26	0:3	0:3	2:2	1:1	2:1	1:1	2:0	0:0	1:1	0	0	0	0	0	0	0	0	0	0	0	0	-8	
5 Mackenzie Wagner	16:58	3:8	2:5	1:2	0:2	2:3	3:9	9:2	2:2	0:1	2	1	0	0	0	0	0	0	0	0	0	0	2	
15 Ashley Hunter	12:25	7:10	0:0	2:2	4:0	2:4	1:6	0:0	0:0	0:0	1	3	1	0	0	0	0	0	0	0	0	0	3	
35 Ava Therien	16:57	2:6	0:0	0:0	1:2	3:2	2:0	4:2	1:1	0:0	0	0	0	0	0	0	0	0	0	0	0	0	-4	
<b>Team</b>																								
<b>Totals</b>		24:76	6:24	6:12	17:24	41:23	15:60	15:19	12:2	7	-24													

Technical Fouls: NONE

Shooting By Period

1st FG%	3-19	15.8%
3PT%	1-8	12.5%
FT%	0:2	0%
2nd FG%	6-17	35.3%
3PT%	2:5	40.0%
FT%	1-2	50%
3rd FG%	9-14	64.3%
3PT%	3:5	60.0%
FT%	0:2	0%
4th FG%	6-26	23.1%
3PT%	0:6	0.0%
FT%	5-6	83.3%
GM FG%	24-76	31.6%
3PT%	6:24	25.0%
FT%	6-12	50.0%

Dead Ball Rebounds: 5, 0

Record: 2-0

NO. Name	Min	FG			3P			FT			Rebounds		Fouls		TP	AS	TO	ST	Blocks			+/-
		M-A	M-A	M-A	M-A	M-A	M-A	OR	DR	TOT	PF	FF	BS	BA					BA			
33 Sam Brunelle	F 33:34	6:15	0:5	0:0	3:6	9:1	1:2	12:3														



**2019-20 Notre Dame Women's Basketball  
Combined Team Statistics  
All games**

Page 1/1  
as of Nov 15, 2019

**Game Records**

Record	Overall	Home	Away	Neutral
ALL GAMES	2-2	1-2	1-0	0-0
CONFERENCE	0-0	0-0	0-0	0-0
NON-CONFERENCE	2-2	1-2	1-0	0-0

**Score by Periods**

Team	1st	2nd	3rd	4th	OT	TOT
Notre Dame	59	71	68	78	0	276
Opponents	59	55	77	70	0	261

**Team Box Score**

No.	Player	Total			3-Point		F-Throw		Rebounds				PF DQ A TO BLK STL PTS AVG									
		GP-GS	MIN	AVG	FG-FGA	FG%	3FG-FGA	3FG%	FT-FTA	FT%	OFF	DEF	TOT	AVG	PF	DQ	A	TO	BLK	STL	PTS	AVG
10	GILBERT, Katlyn	4-3	138	34.6	28-55	.509	0-2	.000	13-20	.650	6	11	17	4.3	8	0	4	18	4	8	69	17.3
33	BRUNELLE, Sam	4-4	135	33.8	23-58	.397	6-28	.214	9-12	.750	7	18	25	6.3	9	0	9	14	5	4	61	15.3
21	PEOPLES, Anaya	4-4	113	28.2	21-44	.477	1-3	.333	11-27	.407	8	14	22	5.5	10	0	7	3	5	7	54	13.5
24	WALKER, Destinee	4-4	146	36.6	14-38	.368	4-14	.286	19-26	.731	8	12	20	5.0	12	1	7	5	1	8	51	12.8
30	VAUGHN, Mikayla	1-1	20	20.3	3-6	.500	0-0	.000	2-3	.667	2	7	9	9.0	0	0	4	3	0	1	8	8.0
22	COSGROVE, Danielle	4-0	67	16.8	7-25	.280	2-6	.333	7-10	.700	9	9	18	4.5	7	0	2	7	3	1	23	5.8
13	SNIEZEK, Marta	4-4	143	35.6	1-11	.091	0-1	.000	6-7	.857	0	19	19	4.8	12	1	24	16	0	7	8	2.0
2	COLE, Kaitlin	4-0	31	7.7	1-2	.500	0-0	.000	0-0	.000	0	1	1	0.3	5	0	0	1	0	2	2	0.5
3	MURDOCK, Margaret	1-0	1	1.5	0-1	.000	0-1	.000	0-0	.000	0	0	0	0.0	0	0	0	0	0	0	0	0.0
40	KEYES, Kathleen	1-0	1	1.5	0-0	.000	0-0	.000	0-0	.000	0	0	0	0.0	0	0	0	1	0	0	0	0.0
20	BENZ, Nicole	1-0	2	1.8	0-0	.000	0-0	.000	0-0	.000	0	0	0	0.0	1	0	0	0	0	0	0	0.0
5	MURDOCK, Catherine	1-0	1	1.5	0-0	.000	0-0	.000	0-0	.000	0	0	0	0.0	0	0	0	1	0	0	0	0.0
Team											10	9	19					1				
<b>Total</b>		<b>4</b>	<b>800</b>		<b>98-240</b>	<b>.408</b>	<b>13-55</b>	<b>.236</b>	<b>67-105</b>	<b>.638</b>	<b>50</b>	<b>100</b>	<b>150</b>	<b>37.5</b>	<b>64</b>	<b>2</b>	<b>57</b>	<b>70</b>	<b>18</b>	<b>38</b>	<b>276</b>	<b>69.0</b>
<b>Opponents</b>		<b>4</b>	<b>800</b>		<b>97-263</b>	<b>.369</b>	<b>30-104</b>	<b>.288</b>	<b>37-55</b>	<b>.673</b>	<b>68</b>	<b>108</b>	<b>176</b>	<b>44.0</b>	<b>92</b>	<b>-</b>	<b>60</b>	<b>83</b>	<b>21</b>	<b>39</b>	<b>261</b>	<b>65.3</b>

**Team Statistics**

	ND	OPP
<b>Scoring</b>	<b>276</b>	<b>261</b>
Points per game	69.0	65.3
Scoring margin	+3.8	-
<b>Field goals-att</b>	<b>98-240</b>	<b>97-263</b>
Field goal pct	.408	.369
<b>3 point fg-att</b>	<b>13-55</b>	<b>30-104</b>
3-point FG pct	.236	.288
3-pt FG made per game	3.3	7.5
<b>Free throws-att</b>	<b>67-105</b>	<b>37-55</b>
Free throw pct	.638	.673
F-Throws made per game	16.8	9.3
<b>Rebounds</b>	<b>150</b>	<b>176</b>
Rebounds per game	37.5	44.0
Rebounding margin	-6.5	-
<b>Assists</b>	<b>57</b>	<b>60</b>
Assists per game	14.3	15.0
<b>Turnovers</b>	<b>70</b>	<b>83</b>
Turnovers per game	17.5	20.8
Turnover margin	+3.3	-
Assist/turnover ratio	0.8	0.7
<b>Steals</b>	<b>38</b>	<b>39</b>
Steals per game	9.5	9.8
<b>Blocks</b>	<b>18</b>	<b>21</b>
Blocks per game	4.5	5.3
<b>Winning streak</b>	<b>0</b>	<b>-</b>
Home win streak	0	-
<b>Attendance</b>	<b>22970</b>	<b>3200</b>
Home games-Avg/Game	3-7657	1-3200
Neutral site-Avg/Game	-	0-0

**Team Results**

Date	Opponent		Score	Att.
11/05/2019	at Fordham	W	60-55	3200
11/08/2019	Loyola Maryland	W	84-60	7613
11/11/2019	Tennessee	L	63-74	7801
11/14/2019	Michigan St.	L	69-72	7556



## TV/RADIO ROSTER



**#2 Katie Cole**  
Sr. // G // 5-10  
Toledo, Ohio  
Sylvania Northview



**#3 Maggie Murdock**  
So. // G // 5-8  
Glencoe, Ill.  
New Trier



**#5 Cate Murdock**  
So. // G // 5-8  
Glencoe, Ill.  
New Trier



**#10 Katlyn Gilbert**  
So. // G // 5-10  
Indianapolis, Ind.  
Heritage Christian




**#12 Abby Prohaska**  
So. // G // 5-10  
Libert Township, Ohio  
Lakota West



**#13 Marta Sniezek**  
Sr. // G // 5-8  
McLean, Va.  
Stanford



**#20 Nicole Benz**  
Jr. // G // 5-8  
Valencia, Calif.  
William S. Hart



**#21 Anaya Peoples**  
Fr. // G // 5-10  
Danville, Ill.  
Schlarman



**#22 Danielle Cosgrove**  
So. // F // 6-4  
Holbrook, N.Y.  
Sachem East



**#24 Destinee Walker**  
Gr. // G // 5-10  
Orlando, Fla.  
North Carolina



**#30 Mikky Vaughn**  
Jr. // C // 6-3  
Philadelphia, Penn.  
Paul VI/Friends' Central



**#33 Sam Brunelle**  
Fr. // F // 6-2  
Ruckersville, Va.  
William Monroe



**#40 Katie Keyes**  
Fr. // 5-11 // F  
Ridgewood, N.J.  
Ridgewood



**Muffet McGraw**  
Karen & Kevin Keyes Head Coach  
33rd Season at Notre Dame  
38th Overall as Head Coach



**Carol Owens**  
Associate Head Coach  
11th Season as Associate  
20th Season at Notre Dame



**Beth Cunningham**  
Associate Head Coach  
8th Season



**Michaela Mabrey**  
Assistant Coach  
1st Season