



# NOTRE DAME

## WOMEN'S BASKETBALL

### FIGHTING IRISH MEDIA

#### Primary Women's Basketball Contact

<b>Josh Bates</b>	j Bates2@nd.edu
@Josh13Bates	574-310-9954

## GAMES 7-9

## CANCUN CHALLENGE

### 2019-20 RESULTS (4-2)

Date	Opponent	TV	Time/Result
N5	at Fordham	ESPN+	W, 60-55
N8	Loyola Maryland	ACCNX	W, 84-60
N11	(RV/RV) Tennessee	ESPN2	L, 74-63
N14	#16/21 Michigan State	ACCN	L, 72-69
N20	Toledo	ACCNX	W, 54-51
N23	at Michigan	BTN+	W, 76-72
N28	FGCU +	Flo Stream	1:30 pm
N29	South Dakota State +	Flo Stream	11 am
N30	USF +	Flo Stream	11 am
D4	Minnesota ^	ACCN	8 pm
D8	at UConn &	ESPN	4 pm
D11	DePaul	ACCN	6:30 pm
D21	Guelph		1 pm
D29	Clemson *	RSN	4 pm
J2	at Pittsburgh *	ACCNX	7 pm
J5	at Syracuse *	ACCN	4 pm
J9	Boston College *	ACCNX	7 pm
J12	NC State *	ACCN	4 pm
J16	at Duke *	ACCN	8 pm
J19	Miami *	ESPN2/ACCN	1 pm
J26	at Virginia *	ACCNX	2 pm
J30	Louisville *	ESPN	7 pm
F2	at Georgia Tech *	ACCN	2 pm
F6	at Wake Forest *	ACCNX	7 pm
F9	Pittsburgh *	ACCN	4 pm
F13	at Boston College *	ACCNX	7 pm
F16	at Louisville *	ACCN	3 pm
F20	Virginia Tech *	RSN	8 pm
F23	Syracuse *	ACCN	12 pm
F27	North Carolina *	ACCNX	7 pm
M1	at Florida State *	ESPN2/ACCN	2 pm
M4-8	ACC Championships		
M20-23	NCAA 1st & 2nd Rounds		
M27-30	NCAA Regional Round		
A3-5	NCAA Final Four		

+ - Cancun Challenge

^ - ACC/Big Ten Challenge

&amp; - Jimmy V Classic | Hartford, Connecticut

\* - Atlantic Coast Conference game

# - ACC Tournament (Greensboro, N.C.)

! - NCAA Championship

### GAME INFO

	Thursday, Nov. 28   1:30 p.m. ET	Cancun, Mexico   Hard Rock Hotel Riviera Maya
	FloBasketball Stream	
	Pulse FM 96.9 / 92.1 / 103.1	Tony Simeone & Karen Keyes
	Follow the live stats on <a href="http://UND.com">UND.com</a>	
	@NDWBB   #GoIrish	

### THE SERIES

vs FGCU	1st Meeting	Last:	Streak:
Neutral Location	N/A	Last:	Streak:

### THE COACHES

	Head Coach	At School	Overall
ND	Muffet McGraw	839-236 (33rd year)	927-277 (38th year)
FGCU	Karl Smesko	468-93 (18th year)	529-120 (21st year)

### BY THE NUMBERS

<b>10,230</b>	The record breaking career amount of points lost with last year's starting five
<b>3,384</b>	Points lost from players last season (includes transfers and current injured players) - equates to 98 percent of the offense
<b>1,003</b>	All-time Notre Dame program wins
<b>927</b>	Coach McGraw Career Wins
<b>839</b>	Coach McGraw wins at Notre Dame
<b>234</b>	Consecutive weeks ranked in the AP Poll before ND dropped out in week two (dated back to 2007-08 season) - ranked as the 3rd best active streak behind UConn and Baylor
<b>93</b>	Amount of turnovers the Irish have forced over the last 4 games, collecting at least 20 in each
<b>91-5</b>	Notre Dame's record in league play since joining the ACC for 2013-14 season
<b>67</b>	NCAA Tournament wins - 4th most in Division I
<b>58</b>	Straight conference wins at home, dating back to 2012
<b>27</b>	Total conference championships
<b>24</b>	straight NCAA Championship appearances - fourth longest active streak & fifth longest all-time
<b>22</b>	Different All-Americans
<b>11</b>	30-win seasons in program history and 9th straight year
<b>9</b>	Final Four appearances - ranks as fifth most
<b>8</b>	Regular season league championships in a row (2 Big East / 6 ACC)
<b>7</b>	NCAA Title game appearances - 1 of 4 schools to do so (Tennessee, UConn and La Tech)
<b>6</b>	Brunelle became the first freshman to start her Irish career with six double-digit scoring efforts // Natalie Achonwa became the sixth women's basketball player inducted into ND's Ring of Honor
<b>3</b>	National ranking for Notre Dame's 2020 recruiting class - the highest in Coach McGraw's tenure
<b>2</b>	National Titles - Notre Dame is the seventh program with multiple national championships
<b>1</b>	Naismith Hall of Fame Coach



## NOTRE DAME ROSTER

No.	Name	Position	Height	Year	Hometown	Previous School
2	Kaitlin Cole	G	5-10	Sr.	Toledo, Ohio	Sylvania Northview
3	Maggie Murdock	G	5-8	So.	Glencoe, Ill.	New Trier
5	Cate Murdock	G	5-8	So.	Glencoe, Ill.	New Trier
10	Katlyn Gilbert	G	5-10	So.	Indianapolis, Ind.	Heritage Christian
12	Abby Prohaska	G	5-10	So.	Liberty Township, Ohio	Lakota West
13	Marta Sniezek	G	5-8	Gs.	McLean, Va.	Stanford
20	Nicole Benz	G	5-8	Jr.	Valencia, Calif.	William S. Hart
21	Anaya Peoples	G	5-10	Fr.	Danville, Ill.	Schlarman
22	Danielle Cosgrove	F	6-4	So.	Holbrook, N.Y.	Sachem East
24	Destinee Walker	G	5-10	Gr.	Orlando, Fla.	North Carolina
30	Mikayla Vaughn	C	6-3	Jr.	Philadelphia, Penn.	Paul VI/Friends' Central
33	Sam Brunelle	F	6-2	Fr.	Ruckersville, Va.	William Monroe
40	Katie Keyes	F	5-11	Fr.	Ridgewood, N.J.	Ridgewood

Karen & Kevin Keyes Women's Basketball Head Coach	Muffet McGraw	Saint Joseph's '77	33rd Season / 38th Overall
Associate Head Coach	Carol Owens	Northern Illinois '90	19th Season
Associate Head Coach	Beth Cunningham	Notre Dame '97	8th Season
Assistant Coach	Michaela Mabrey	Notre Dame '16	1st Season
Director of Operations	Angie Potthoff	Penn State '97	1st Season
Video Coordinator	James Spinelli	Temple '14	2nd Season
Sport Administrator	Katie Capps	Western Kentucky '02	5th Season

### AT THE HELM

Karen and Kevin Keyes head coach Muffet McGraw completed her 32nd season at the helm of the Irish (839-236) and 37th year overall as a head coach (927-277). With 927 career wins, McGraw ranks seventh all-time among Division I coaches. McGraw also ranks fifth among active coaches, trailing Tara VanDerveer, Geno Auriemma, Barbara Stevens and Vivian Stringer.

McGraw is also just one of four coaches (men's or women's basketball) in NCAA Division I history with over 900 wins, nine Final Fours and multiple national championships. The prestigious list includes Pat Summitt, Geno Auriemma and Duke men's coach Mike Krzyzewski.

In September of 2017, McGraw was enshrined into the Naismith Memorial Basketball Hall of Fame, becoming the 32nd woman ever to do so and 13th female coach.

Coach McGraw boasts nine Final Fours (third behind Auriemma and Summitt), seven NCAA title game appearances and the third most NCAA Tournament wins with 67. Coach McGraw is also the sixth different coach with multiple NCAA titles, joining Auriemma, Summitt, Linda Sharp, Tara VanDerveer and Kim Mulkey.

Finally, against the very school in which she began her head coaching career, Coach McGraw joined the 900-win club when the Irish defeated Lehigh on Dec. 30, 2018. McGraw became the fourth fastest Division I coach to

reach the 900 win milestone, doing so in 1,172 games:

Geno Auriemma	1,034 games
Pat Summitt	1,072 games
Tara VanDerveer	1,104 games

### NCAA HISTORY

Notre Dame wrapped its 26th NCAA Championship appearance and 24th in a row. Their 24 straight appearances are the fourth longest active streak in the country and fifth best all-time.

### Most Consecutive NCAA Berths

No.	School	Streak	Years
1.	Tennessee	38	1982-2019*
2.	Stanford	32	1988-2019*
3.	UConn	31	1989-2019*
4.	Louisiana Tech	25	1982-2011
5.	<b>Notre Dame</b>	<b>24</b>	<b>1996-2019*</b>

\* denotes active streak

The Irish are 67-24 all-time in the NCAA Tournament, as their 67 wins rank fourth all-time.

Notre Dame joins Louisiana Tech, USC and Stanford with two NCAA titles behind UConn (11), Tennessee (8) and Baylor (3).

Notre Dame is one of three schools (Tennessee & UConn) to reach seven NCAA Title games. Their nine Final Four appearances are the fifth-most of any school behind Tennessee (18), UConn (18), Stanford (13) and La Tech (10).

## PRONUNCIATION

Katlyn Gilbert	Kate-lyn
Anaya Peoples	Uh-nay-uh
Abby Prohaska	Pro-hask-kuh
Marta Sniezek	Sneeze-ick

## TEAM INFORMATION

Conference	Atlantic Coast
Home Arena (Capacity)	Purcell Pavilion (9,149)
Starters Returning/Lost	0/5
Total Returning/Lost	6/8
Newcomers	4
First Season	1977-78
Full Seasons	41
All-Time Record	1,003-335 (.750)
NCAA Appearances/Record	26 / 67-24 (.736)
First/Last NCAA Appearance	1992 / 2018
ACC Member	2013-14 - present
ACC Regular Season	91-5 (.948)
ACC Tournament	17-1 (.933)
ACC Tournament Championships	4 (2014-17)

## NATIONAL RANKINGS

2019-20 AP TOP 25  
(Week 4)

- Oregon
- Baylor
- Stanford
- UConn
- South Carolina
- Texas A&M
- Oregon St
- Louisville
- Maryland
- Mississippi St
- UCLA
- Florida St
- NC State
- Kentucky
- Michigan State
- DePaul
- Indiana
- Syracuse
- Miami
- Tennessee
- South Florida
- Gonzaga
- Gonzaga
- West Virginia
- Arizona
- Arkansas

Receiving Votes:

South Dakota 52, Notre Dame 44, Michigan 44, Missouri State 36, Minnesota 8, Arizona State 6, Drake 6, California 3, Northwestern 2

2019-20 USA TODAY COACHES  
(Week 3)

- Oregon
- Baylor
- Stanford
- UConn
- Oregon St
- South Carolina
- Texas A&M
- Mississippi St
- Louisville
- Maryland
- UCLA
- NC State
- Florida St
- Kentucky
- Syracuse
- Michigan St
- Miami
- Arkansas
- Michigan
- DePaul
- Gonzaga
- Missouri St
- South Florida
- Arizona
- Indiana

Receiving Votes:

Arizona State 61, Tennessee 60, South Dakota 59, Notre Dame 58, West Virginia 35, Drake 22, Texas 21, Princeton 13, James Madison 7, Rutgers 6, Minnesota 6, USC 5, Oklahoma State 4, Abilene Christian 2, Northern Iowa 1, Boise State 1, Ohio 1



## NOTRE DAME ACC STATS

Team Stats	ACC Only (Rk)	All Games (Rk)
Scoring Offense		67.7 (11)
Scoring Defense		64.0 (12)
Scoring Margin		+3.7 (12)
FT Percentage		.644 (12)
FG Percentage		.412 (11)
FG Pct. Defense		.360 (10)
3-FG Percentage		.238 (14)
3-FG Pct. Defense		.280 (7)
Rebounding Offense		35.7 (15)
Rebounding Defense		45.2 (15)
Rebounding Margin		-9.5 (15)
Blocked Shots		4.3 (10)
Assists		13.2 (11)
Steals		11.0 (2)
Turnover Margin		+4.5 (3)
Assist/TO Ratio		0.8 (9)
Offensive Rebounds		11.0 (13)
Defensive Rebounds		24.7 (15)
3-FG Made		3.3 (14)

## INDIVIDUAL ACC STATS

Individual Leaders	Stat	ACC (Rk)	All (Rk)
<b>Katlyn Gilbert</b>	Scoring		15.3 (14)
	Steals		2.5 (2)
	Minutes		34.3 (7)
<b>Destinee Walker</b>	FT%		.719 (13)
	Minutes		35.8 (2)
	Steals		2.2 (9)
<b>Anaya Peoples</b>			
<b>Sam Brunelle</b>	Scoring		15.3 (14)
	Blocks		1.7 (7)
	D-Reb		5.2 (13)
	Minutes		35.2 (5)
<b>Marta Sniezek</b>	Assists		5.3 (4)
	Minutes		35.8 (2)
	Steals		2.3 (4)

The Irish have reached 10 Elite Eights. In fact, Notre Dame and UConn are the only teams to reach the Elite Eight eight times in the last nine years. Yet, the Irish have been more successful than any other regularly-appearing school at that stage, as their .900 winning percentage (9-1) is the best of any program to play in at least five Elite Eights.

### Best Elite Fight Winning % (Min. Five App.)

No.	School	Record	Pct.
1.	<b>Notre Dame</b>	<b>9-1</b>	<b>.900</b>
2.	UConn	20-5	.800
3.	Stanford	13-7	.650
4.	Tennessee	18-10	.643

Finally, Notre Dame has advanced to 17 Sweet 16s. The Irish are one of four schools to make the last 10 straight Sweet 16s, joining UConn, Stanford and Baylor.

### IRISH VERSUS THE COMPETITION

Notre Dame and FGCU will meet for the very first time when the Irish kickoff the Cancun Challenge on Thursday.

Friday will mark the third ever meeting with South Dakota State, with the Irish leading 2-0. The last time the two met was Nov. 21, 2016, in Brookings, South Dakota, when the Irish won 75-64.

Then the Cancun finale, the Irish will re-engage with an Old Big East foe in South Florida. Notre Dame leads the series 11-2 and most recently met in the Fort Myers Showcase two years ago, when the Irish achieved a 76-66 victory. The Bulls are ranked No. 21 in the country and boast a ranked win over Texas.

### IRISH ON THANKSGIVING DAY

Notre Dame will play on Thanksgiving Day for the second year in a row, but just the third time in the history of the program. The first Thanksgiving Day matchup came in 2009, when Notre Dame defeated San Diego State, 84-79, in the Virgin Islands. It also happened to be Coach McGraw's 500th win at Notre Dame.

Last season, the Irish opened the Vancouver Showcase on Thanksgiving with an 81-65 victory over Gonzaga.

### IRISH IN THANKSGIVING TOURNEYS

Over the past decade (since the start of the 2009-10 season to be precise), the Irish are undefeated in Thanksgiving week tournaments/showcases with a 13-0 record.

Over the past two years the Irish competed in eight-team brackets, winning both the Ft. Myers and Vancouver Showcases. In 2015, the Irish went 2-0 in the Bahamas as part of the Junkanoo Jam and did the same again in 2011. Lastly, the Irish traveled to the U.S. Virgin Islands and claimed the Paradise Jam title with a 3-0 mark.

## ACC

Team	ACC Record	Overall Record
Boston College		3-2
Clemson		2-3
Duke		3-2
Florida State		5-0
Georgia Tech		4-0
Louisville		4-0
Miami		4-1
NC State		4-0
North Carolina		4-0
<b>Notre Dame</b>		<b>4-2</b>
Pitt		2-3
Syracuse		3-0
Virginia		2-3
Virginia Tech		4-0
Wake Forest		2-2

## PRESEASON ALL-ACC

BLUE RIBBON PANEL	COACHES PANEL
<b>All-ACC</b>	<b>All-ACC</b>
Kobi Thornton, Clemson	Kobi Thornton, Clemson
Haley Gorecki, Duke	Haley Gorecki, Duke
Nicki Ekhomu, FSU	Nicki Ekhomu, FSU
Kiah Gillespie, FSU	Kiah Gillespie, FSU
Elizabeth Balogun, UL	Elizabeth Balogun, UL
Dana Evans, UL	Beatrice Mompremier, UM
Beatrice Mompremier, UM	Elissa Cunane, NC State
Elissa Cunane, NC State	Aislinn Konig, NC State
Janelle Bailey, UNC	Janelle Bailey, UNC
Jocelyn Willoughby, UVA	Jocelyn Willoughby, UVA
<b>Player of the Year</b>	<b>Player of the Year</b>
Beatrice Mompremier, UM	Beatrice Mompremier, UM
<b>Newcomer Watch List</b>	<b>Newcomer Watch List</b>
River Baldwin, FSU	River Baldwin, FSU
Nyah Green, UL	Nyah Green, UL
Jakie Brown-Turner, NC ST	Jakie Brown-Turner, NC ST
Sam Brunelle, ND	Sam Brunelle, ND
Anaya Peoples, ND	Anaya Peoples, ND



## NCAA NATIONAL RANKINGS

Statistic	Nat'l Rank	Conf Rank	Value	National Leader	Value
Free Throw Attempts	5	1	146	North Florida	160
Free Throws Made	11	1	94	North Florida	121
Steals/Game	48	2	11.0	Jacksonville	16.4
Turnovers Forced	53	1	21.33	Sacramento St.	27.75
Statistic	Player	Nat'l Rank	Value	National Leader	Value
Assists/Game	Marta Sniezek	50	5.3	Sabrina Ionescu, Oregon	10.7
FG Attempts	Sam Brunelle	44	81	Latrice Perkins, Col. of Charleston	114
	Katlyn Gilbert	44	81		
FG Made	Katlyn Gilbert	44	36	Tyra Whitehead, San Jose St.	51
	Sam Brunelle	56	34		
FT Attempts	Anaya Peoples	29	34	Stella Johnson, Rider	66
	Destinee Walker	44	32		
FT Made	Destinee Walker	45	23	Stella Johnson, Rider	57
Minutes/Game	Destinee Walker	62	35.91	Micaela Kelly, Central Mich.	40.54
3PT FG Attempted	Sam Brunelle	34	39	Dyaisha Fair, Buffalo	60

### GRITTING OUT A WIN

The new-look Irish are certainly learning and growing together during the early portion of the season. Notre Dame has already recorded four games that finished in five points or less, and are 3-1 in said instances.

The Irish trailed by nine points late in the second quarter against Toledo on Nov. 20 before rallying to win 54-51. Then three days later the Irish stormed back from 11 down midway through the second quarter at No. 21 Michigan to gut out a 76-72 victory - their first ranked win on the year.

The last time the Irish trailed by double digits and won was when Notre Dame rallied down 14 against Oregon State in the Vancouver Showcase on Nov. 24, 2018. The Irish ultimately won 91-81.

### BRUNELLE SETS FRESHMAN RECORD

Never in the history of the Fighting Irish women's basketball program has a player started her ND career with five straight games in double figures ... until now. Freshman Sam Brunelle did just that with her 19-point performance in the win over Toledo, picking up her first career double-double as well with 13 boards.

Brunelle continues to add to her record, as she made it six straight at No. 21 Michigan when she poured in 12 points.

Brunelle currently co-leads the Irish in scoring with Gilbert with 15.3 ppg, which ranks 14th in the ACC.

### TURNOVER TURMOIL

Over the last four games, the Irish have been absolutely disruptive on defense, forcing at least 20 turnovers in each game. In fact, Notre Dame has totaled 93 forced turnovers in those four games, which is tied for ninth in that span since Nov. 10.

Notre Dame ranks first in the ACC in turnovers forced and 53rd in the nation, averaging 21.33 on the year. Furthermore, the Irish boast a +4.5 turnover margin, which ranks third in the ACC. The Irish also rank second in the league and 48th in the country in steals per game with an 11.0 average.

Speaking of steals, three Irish players currently rank in the top-10 in the ACC in steals, all averaging over 2.0/game: Gilbert - 2nd with 2.5 // Sniezek - 4th with 2.3 // Walker - 9th with 2.2.

Gilbert, who leads the team in steals, has garnered 11 steals over the last three games.

### DEFENSIVE PRIDE CONTINUED

Coach McGraw noted before the season that this year's crop will have to pride itself on defense. The Irish forced 28 Lady Vol turnovers, including 10 in a six-minute span in the fourth quarter. It marked the most turnovers forced since Notre Dame caused 25 against Tennessee on Jan. 18, 2018.

Over the last two games, the Irish defense limited both Toledo and No. 21 Michigan to exactly 28 second half points. The Irish tallied 32 points off of turnovers against the Wolverines, which is the current high mark

on the season.

### HIGHEST RANKED RECRUITING CLASS

Coach McGraw just signed her highest ranked recruiting class during her time at Notre Dame, reeling in the No. 3 ranked group in the 2020 recruiting class. The Irish received NLI's from Amirah Abdur-Rahim, No. 25 Alli Campbell, No. 44 Alasia Hayes, No. 32 Natalija Marshall and No. 23 Maddy Westbeld. It not only marks the highest ranked recruiting class in her tenure, but also ties the most commits as well.

"This is one of the best classes we've ever had," Coach McGraw stated. "Obviously down to six scholarship players right now so numbers was our first priority. We got four kids ranked in the top-50 and a top-3 recruiting class. All such a great fit for our program."

In addition, the Atlanta Tipoff Club announced those student-athletes on the 2020 Jersey Mike's Naismith Girls High School Trophy Watch List. Campbell, Marshall and Westbeld were all recognized as top-50 player of the year candidates.

### AGAINST THE BIG TEN

For the past decade, the Irish have been absolutely dominant against the Big Ten conference. Since the 2009-10 season, the Irish have gone 23-1 against Big Ten opposition, with the one blip being Michigan State on Nov. 14 of this season.

### AN IMPRESSIVE STREAK ENDED

A 12-year streak ended on Monday, Nov. 18, when Notre Dame exited the A.P. Top-25 poll. At the time, the Irish boasted the third highest active streak in the country with 234 straight weeks in the poll - only UConn and Baylor were higher. The streak dates back to the start of the 2007-08 season.

### PROTECTING THE HOUSE

Purcell Pavilion continues to be one of the toughest venues to play in women's hoops. Before the back-to-back losses at home against Tennessee and Michigan State, the Irish were 110-3 over their last 113 games, which dates back to the 2012-13 season. The only three losses suffered in that stretch came at the hands of the UConn Huskies.

Notre Dame is now 484-95 all-time inside Purcell Pavilion. The Irish have sold out Purcell Pavilion 56 times and boasts a 46-10 record in those instances.

Most notably, however, has been how dominant the Irish have been in league play at home. Notre Dame has won a school-record 58 consecutive home conference games, beginning with a 66-47 win over Providence on Feb. 14, 2012, in BIG EAST play.

**NOTRE DAME'S RECORD WHEN ...****Day of the Week**

Sunday	
Monday	0-1
Tuesday	1-0
Wednesday	1-0
Thursday	0-1
Friday	1-0
Saturday	1-0

**Time of Game**

Day games (before 6 pm local time)	1-0
Night games (6 pm or later local time)	3-2

**Location**

Home games	2-2
Road games	2-0
Neutral site	

**Halftime Score**

Leading at the half	2-0
Tied at the half	
Trailing at the half	2-2

**Individual Scoring**

Two or fewer double-figure scorers	
Three double-figure scorers	1-1
Four double-figure scorers	3-1
Five or more double-figure scorers	

**Rebounding margin**

More rebounds than opponent	2-0
Same number of rebounds	
Fewer rebounds than opponent	2-2

**Field goal shooting**

Shot higher percentage than opponent	4-1
Shot same percentage as opponent	
Show lower percentage than opponent	0-1
Shot 45% or better	2-1
Shoot less than 45%	2-1
Hold opponent under 40%	4-0

**Free-throw margin**

Make more free-throws than opponent	3-1
Make same number of free-throws	
Make fewer free-throws than opponent	1-1

**Turnovers**

Commit fewer turnovers	2-2
Commit same number of turnovers	1-0
Commit more turnovers	1-0

**Uniform Combinations**

White jerseys with gold	1-0
White jerseys with green trim	1-1
White jerseys with navy trim	0-1
Blue jerseys	2-0

**Miscellaneous**

Vs. top-25	1-1
Vs. top-10	
When ranked higher	2-2
When ranked lower	1-0
On commercial tv	0-2
In overtime games	

**Margin of Victory**

1-5 points	3-1
6-10 points	
11-15 points	0-1
16-20 points	
21+ points	1-0

**Month**

November	3-2
December	
January	
February	
March	
April	

**WELCOME BACK GILBERT**

Last season, Gilbert played in six full games, including a breakout Vancouver Showcase, before suffering a season-ending shoulder injury against Iowa on Nov. 29, 2018. Nearly a year later, Gilbert has returned in full force, co-leading the team in scoring with her 15.3 ppg, which ranks 14th in the ACC. In fact, Gilbert is riding a career best stretch of six consecutive double-digit scoring performances.

Gilbert leads the Irish in shooting percentage (.444), made field goals (36) and steals/game (2.5). Gilbert also has one 20+ scoring effort under her belt, recording a career high of 24 points against Loyola.

**GILBERT-PEOPLES CONNECTION**

The on-the-court chemistry between guards Katlyn Gilbert and Anaya Peoples has been immediate and there's no wonder why. Gilbert, from the Indianapolis area, and Peoples from Danville, Illinois, have played together every summer since they were seven and six years old, respectively. The duo first played on FBC together and later finished playing with Midwest Elite in Chicago.

The two spearheaded the big win over Loyola in the home opener, combining for 26 of the team's 44 second half points.

**BRUNELLE 4TH QUARTER SURGES**

Trailing by seven points in the fourth quarter to Michigan State, Sam Brunelle tried spearheading the rally by scoring 11 of her 19 points in the final period alone. Brunelle connected on two treys in the quarter, including one with 10 seconds left to cut the deficit to one. Brunelle also got a final three-point attempt up at

the buzzer to tie the game, but the shot came up just short.

Then at No. 21 Michigan on Nov. 23, Brunelle recorded a stretch in the fourth quarter in which she scored nine of the team's next 11 points, ultimately finishing with 12 points for the game.

**NO REST FOR THE IRISH**

Four Notre Dame starters all rank within the top-10 in the ACC in minutes played:  
2nd. Destinee Walker - 35.8  
2nd. Marta Snizek - 35.8  
5th. Sam Brunelle - 35.2  
7. Katlyn Gilbert - 34.3

**#24 CONTINUED**

Putting on the No. 24 jersey in 2019 means big shoes to fill in South Bend. Though Arike's final two seasons with the Irish could never be replicated, grad transfer Destinee Walker is looking to step up to the plate.

It's been a long road back for Walker, who is competing in a full season for the first time in two years. Her only true injury-free season came her freshman year in 2015-16 at North Carolina, starting in 31-of-32 games played.

Walker debuted with the Irish with a 10-point, 10-rebound, double-double - just the second of her career. In game two, Walker came out hot, scoring 13 of her 19 points against Loyola MD in the first half. Walker then led the Irish in scoring against Tennessee with 18 points.

After the loss to the Lady Vols on Nov. 11, Coach McGraw urged Walker to be confident and take more shots when she has open looks.

Next, Walker hit the game-winning basket for the Irish in the 54-51 win over Toledo (11/20), tallying 12 points in the game.

Then Walker exploded with a season high 27 points at No. 21 Michigan on Nov. 23, tying her career high from beyond the arc with five made three's (5-for-8). Walker scored nine of the team's 14 third quarter points.

Walker has also been the most dynamic at the free-throw line. Her 23 made free-throws leads the team and ranks 45th in the country. Walker also leads the squad in free-throw percentage (at least 20 attempts) at 71.9 percent - which ranks 13th in the ACC.

**THE VET - SNIZEK**

Snizek is averaging 5.3 assists per game, which ranks fourth in the ACC and 50th in the nation. Snizek's best distribution game came versus Michigan State on Nov. 14, when she dished out a season high of eight.

Outside of distributing the ball, Snizek has been



## GAME BY GAME STARTING LINEUPS

DATE	OPPONENT	LINEUP					RECORD
11/5	Fordham	Snizek	Peoples	Walker	Brunelle	Vaughn	1-0
11/8	Loyola Maryland	Snizek	Peoples	Walker	Brunelle	Gilbert	1-0
11/11	Tennessee	Snizek	Peoples	Walker	Brunelle	Gilbert	1-1
11/14	Michigan St	Snizek	Peoples	Walker	Brunelle	Gilbert	1-2
11/20	Toledo	Snizek	Peoples	Walker	Brunelle	Gilbert	2-2
11/23	Michigan	Snizek	Cosgrove	Walker	Brunelle	Gilbert	1-0
11/28	FGCU						
11/29	South Dakota St						
11/30	USF						
12/4	Minnesota						
12/8	UConn						
12/11	DePaul						
12/29	Clemson						
1/2	Pittsburgh						
1/5	Syracuse						
1/9	Boston College						
1/12	NC State						
1/16	Duke						
1/19	Miami						
1/26	Virginia						
1/30	Louisville						
2/2	Georgia Tech						
2/6	Wake Forest						
2/9	Pittsburgh						
2/13	Boston College						
2/16	Louisville						
2/20	Virginia Tech						
2/23	Syracuse						
2/27	North Carolina						
3/1	Florida St						

### Season/Career Start Totals

Player	2019-20	Career	Streak
Marta Snizek	5	55	5
Destinee Walker	5	56	5
Sam Brunelle	5	5	5
Anaya Peoples	4	4	
Katlyn Gilbert	4	4	4
Mikayla Vaughn	1	1	
Abby Prohaska	0	3	
Danielle Cosgrove	1	1	1

### Record When Starting

Player	2019-20	Career
Marta Snizek	4-2	4-2
Destinee Walker	4-2	4-2
Sam Brunelle	4-2	4-2
Anaya Peoples	3-2	3-2
Katlyn Glibert	3-2	3-2
Mikayla Vaughn	1-0	1-0
Abby Prohaska	0-0	2-1
Danielle Cosgrove	1-0	1-0

the team’s defensive catalyst. The Virginia native is averaging 2.3 steals/game which ranks fourth in the ACC. Snizek collected a season high five steals at No. 21 Michigan (11/23), one shy of her career best -- she also tallied a season best six points.

Snizek’s most notable steal thus far: with the Irish up three with two minutes remaining against Toledo (11/20), Snizek recorded a clutch steal which Walker then converted into the game-winning basket for the 54-51 victory.

Lastly, Snizek has also been key on the glass as she ranks second on the team in defensive rebounds with 4.0/game.

### WHAT WE’VE LOST

Starters Ogunbowale, Young, Mabrey, Shepard and Turner went down as the most prolific scoring fivesome in NCAA Division I history. The ND quintet amassed a total of 10,230 points, becoming the first group to ever accumulate 10,000 points or more.

When you look at those who graduated/went to the WNBA, transferred or who are currently injured (Prohaska & Vaughn), the Irish have lost 3,384 points of their 3,454 team total from last season. That equates to 98 percent of their offense. Both the percentage and total rank as the most all-time lost for a power-five school.

Now last year’s starters went on to make WNBA Draft history - becoming the first starting five to not only be drafted but do so in the first 20 picks. Jackie Young became the second Irish player in program history selected No. 1 overall, joining Jewell Loyd, when she was picked by the Las Vegas Aces. Notre Dame joined Stanford, Tennessee and UConn as the only programs with multiple No. 1 overall selections.

Moments later, the Dallas Wings selected Arike Ogunbowale fifth overall. This marked the first time the Irish had two first round picks within the top five. History continued with the 11th overall pick, where the Atlanta Dream selected Brianna Turner, thus marking the first time Notre Dame had three first round picks. However, shortly after, the Mercury traded for the rights of Turner, shipping the forward to Phoenix, Arizona. Next up, Jessica Shepard went 16th overall to the Minnesota Lynx. Then Marina Mabrey completed the group after going 19th overall to the Los Angeles Sparks.

Furthermore, Ogunbowale, Young and Turner were later named to the WNBA All-Rookie Team, as ND became the first program to have three selections.

### CHANGE IN COACHING

Out of 349 NCAA Division I women’s basketball programs at the start of the 2018-19 season, Notre Dame was one of just six, whose head coach and three



assistant coaches were together seven consecutive seasons. However, change met familiarity for the 2019-20 season. Just months after Coach McGraw's passionate Final Four speech about wanting more female leadership, Niele Ivey accepted an assistant coaching position with the Memphis Grizzlies, becoming the ninth active NBA female coach.

Enter a last name Notre Dame fans know all too well - Mabrey. Michaela ensures that a Mabrey will be on Notre Dame's campus for the eighth straight year. A 2016 alumna, her younger sister just graduated in 2019. Mabrey has spent one year coaching stints at Miami, Miami (Ohio) and LSU.

### FRESHMEN STARTERS

A program rarity occurred in the season opener at Fordham, when Coach McGraw started freshmen Sam Brunelle and Anaya Peoples. It marked the first time two freshmen started a season opener for Notre Dame since the 2001-02 season opener in which Teresa Borton and Jacqueline Batteast started. And in that moment back in 2001, it marked the first time in 20 years two freshmen had started.

### FRESH FIVE

With the exit of last year's starting five, the transfers of Nixon and Patterson, along with Prohaska's and Vaughn's injury, the Irish had a starting five who have never started in an Irish uniform: two grad transfers, two true freshmen and a redshirt freshman (sophomore Katlyn Gilbert).

In addition, Danielle Cosgrove made her first career start at No. 21 Michigan on Nov. 23

### 1,000 PROGRAM WINS

With the victory over Fordham on Nov. 5, the Irish became the 13th team to reach the 1,000-win milestone. The teams right in front of the Irish are:  
No. 12 Maryland - 1,001 wins  
No. 11 Western Kentucky - 1,004 wins  
No. 10 Green Bay - 1,005 wins  
(win total listed was before season kicked off)\*

### RING OF HONOR

On November 8, Natalie Achonwa joined Notre Dame's prestigious Ring of Honor. Achonwa becomes the sixth player to have a banner raised in the rafters, joining Ruth Riley-Hunter, Skylar Diggins-Smith, Niele Ivey, Beth (Morgan) Cunningham and Kayla McBride.

Donning an Irish uniform from 2010-14, Achonwa-led squads reached four consecutive Final Fours, including three NCAA title games. Achonwa accumulated an impressive 138-15 overall record (second most by a senior class) with a 60-4 mark in conference play, in addition to winning five combined regular season and conference tournament championships.

The Guelph, Ontario, native was a two-time All-American, three-time All-NCAA Regional nod and a two-time All-Conference selection (2013 Big East / 2014 ACC). Achonwa, who captained the Irish her senior year, now ranks 16th on the Irish all-time scoring list, amassing 1,546 points over her storied career.

### SEASON OPENERS

The victory against Fordham also kept intact an impressive winning streak in season openers, marking the 25th in a row, dating back to Nov. 30, 1994.

### NEW TEAM, SAME SCHEDULE

Coach McGraw has never shied away from having a challenging schedule. In fact, the Irish have boasted both the No. 1 strength of schedule and No. 1 RPI the past two seasons. This year, despite all the new faces, the scheduling philosophy remains the same.

All-in-all, the Irish face 10 teams ranked inside the preseason AP top-25. The breakdown:

Five Non-Conference - #25 Michigan, #23 Minnesota, #18 DePaul, #17 Michigan St, #5 UConn

Five Conference - #21 Syracuse, #18 Miami, #14 NC State, #12 Florida St, #9 Louisville

### REMEMBER, REMEMBER, THE WINS OF NOVEMBER

For the past eight seasons, the Irish have owned the month of November, winning 48 straight contests in the opening month of play before Tennessee and MSU rolled into town. Despite the setback, the Irish are still an impressive 52-3 over the past nine years. The other loss was a 94-81 decision to Baylor in Waco, Texas on Nov. 20, 2011.

### ROSTER BREAKDOWN

A current breakdown of the seven healthy scholarship players on this year's team:  
Freshmen - Brunelle, Peoples  
Sophomores - Cosgrove, Gilbert  
Senior - Cole (was a walk-on the past two years)  
Grads - Sniezek, Walker

### NOTRE DAME - UCONN EXTENDED

The top rivalry in NCAA Division I women's basketball, Notre Dame and Connecticut, will live on through the 2023-24 season, as both programs agreed to extend the series four more years. The final game of the previous contract will take place Dec. 8 of this year inside Gampel Pavilion in Storrs, Connecticut.

The new extension will see the Huskies visit Purcell Pavilion on both Dec. 6, 2020, and Dec. 4 of 2022. The Irish will then return the trips to Connecticut on Dec. 5 of 2021, and Dec. 3 of 2023.

The two sides have competed 50 times since their inaugural bout back in January of 1996, with UConn leading the series 37-13. However, over the last nine years, Notre Dame has defeated UConn nine times, while all other Division I teams have combined for eight wins.

### ACC NEWCOMER WATCH LIST

The Atlantic Coast Conference named freshmen Anaya Peoples and Sam Brunelle to its Newcomer Watch List, claiming two of the five spots on both the Blue Ribbon media poll and the coaches poll.

Brunelle and Peoples were top-20 ranked recruits, who comprised yet another top-10 ranked recruiting class for Karen & Kevin Keyes head coach Muffet McGraw and company. Brunelle, who was ranked No. 6 overall by espnW, was a two-time Naismith High School All-American and 2019 McDonald's All-American - won the three-point contest at the latter. Brunelle was also both the 2018 Gatorade Virginia Player of the Year and USA Today Virginia Player of the Year. Ultimately, she finished her prep career with 2,229 points and 1,272 rebounds.

Peoples, who was ranked fourth at her position, was a two-time Illinois Class 1A State champion at Dan Schlarman High, where she finished her prep career with 2,086 points. Peoples was a 2019 McDonald's All-American and Jordan Brand Classic member. In 2018, Peoples was a Naismith All-America honorable mention.

### CHERYL MILLER AWARD WATCH LIST

The Naismith Memorial Basketball Hall of Fame and the Women's Basketball Coaches Association announced its watch list for the 2020 Cheryl Miller Award, with freshman Sam Brunelle making the cut. The Cheryl Miller Award Watch List recognizes the top 20 small forwards in the country.

This marks the second consecutive year the Irish have had a representative on the Cheryl Miller Award Watch List. Last season, Jackie Young was a top-five finalist for the award.

### STATISTICAL CHAMPION

The 2018-19 version of the Fighting Irish earned a statistical championship by season's end for the country's top offense. Averaging a blistering 88.6 points per game, it marks the first time in which the Irish finished as the nation's top offense. All-in-all, the Irish totaled 3,454 points.

Notre Dame's scoring average will also go down as the program's top offense as well. The 2013-14 Irish squad led by Kayla McBride and Natalie Achonwa previously held the record at 86.1 ppg (3,271 points in 38 games).

### RECORD BREAKER X 3

Three players --> Four different record holders. Arike



Ogunbowale became Notre Dame's all-time scoring leader on Feb. 21 vs Duke. The senior surpassed Skylar Diggins-Smith's record of 2,357 career points. In addition, Ogunbowale was just 1-of-5 Irish greats to score over 2,000 points, joining Ruth Riley, Katryna Gaither, Beth (Morgan) Cunningham and of course Skylar Diggins-Smith. Ogunbowale ultimately finished with 2,626 career points, which ranked third all-time in the ACC.

On March 9 in the ACC Semis vs Syracuse, Marina Mabrey became Notre Dame's made three-pointers record holder. Mabrey went 4-for-9 from deep, surpassing Alicia Ratay (262). The senior finished with 274 career made threes, which ranks eighth all-time in the ACC.

Next, on March 25 vs Michigan State, Brianna Turner became the new rebounding leader at Notre Dame, surpassing Ruth Riley's mark of 1,007. Turner finished with 1,048 rebounds.

However, Turner wasn't done there, becoming the program's new blocks leader on the game-clinching play of the National Semifinal vs. UConn. Turner surpassed Ruth Riley's 370 mark to finish with 372 --> third all-time in the ACC.

\*Honorable Mention to Jessica Shepard, who after two years with the Irish, posted a 9.2 career rebounding average. That number qualifies for first all-time.

### **A 30-WIN CAMPAIGN**

Notre Dame wrapped the 2018-19 year with a 35-4 overall record, marking the program's ninth consecutive 30-win season and 11th in school history. Nationally, only UConn has a longer active streak of 30-win seasons at 14, while Baylor matches the Irish with a streak that began in 2010-11.

### **ACC CHAMPS**

Notre Dame earned its sixth straight ACC regular season title and eighth straight conference regular season title when dating back to the final two years of the Big East. The six consecutive regular season titles tie the all-time mark set by Virginia from 1991-96.

In addition, the eight in a row marks the second highest active streak in the country, only behind nine from Baylor. Green Bay lost its streak of 20 to Wright State this season in the Horizon League.



**Leading Scorer**

Kate Gilbert	3 (3)
Sam Brunelle	3 (3)
Destinee Walker	2 (2)

**Leading Rebounder**

Sam Brunelle	3 (3)
Destinee Walker	1 (1)
Anaya Peoples	1 (1)
Katlyn Gilbert	1 (1)

**Leader in Assists**

Marta Snizek	6 (6)
Abby Prohaska	0 (1)

**20-Point Scoring Games**

Opponents	2
Notre Dame	2
Katlyn Gilbert	1
Destinee Walker	1

**30-Point Scoring Games**

Opponents	1
Notre Dame	0

**Tip-Offs Controlled**

Opponents	4
Notre Dame	2
Mikayla Vaughn	1-1
Sam Brunelle	1-5

**First Score**

Opponents	3
Notre Dame	3
Anaya Peoples	2
Katlyn Gilbert	1

**Runs of 10 or Better**

Opponents	1
Notre Dame	3

**Largest Halftime Lead**

18 vs Loyola MD, 11/8/19

**Largest Halftime Deficit**

8 vs Tennessee, 11/11/19

**Largest Lead**

28 vs Loyola MD (1:20 in 4Q), 11/8/19

**Largest Deficit**

18 vs Tennessee (7:06 in 3Q), 11/11/19

**Largest Deficit Overcome to Win**

11 at Michigan (2nd Q, 6:35, 33-22), 11/23/19

9 vs Toledo (2nd Q, 1:43, 31-22), 11/20/19

**Largest Lead Given Out in Loss**

3 vs Tennessee (8:51 in 1Q, 11/11/19)

**Most Consecutive Points**

17 at Fordham, 11/5/19

**Most Consecutive Points (Opponent)**

10, Tennessee, 11/11/19

**Double-Figure Points**

Player	2019-20	Career
Katlyn Gilbert	6	7
Sam Brunelle	6	6
Destinee Walker	5	45
Anaya Peoples	4	4
Danielle Cosgrove	1	1
Mikayla Vaughn	0	4

**Double-Figure Rebounds**

Player	2019-20	Career
Destinee Walker	1	2
Mikayla Vaughn	0	1
Sam Brunelle	1	1

**5-5-5 Games**

(aka "Stat Sheet Stuffers")

Player	2019-20	Career
Marta Snizek	1	7
Destinee Walker	0	1

**Double-Doubles**

Player	2019-20	Career
Destinee Walker	1	2
Sam Brunelle	1	1

**Season Point Totals**

Date	Opp.	Paint	OffTO	2ndCh	FBreak	Bench
11/5	Fordham	32/22	14/13	14/9	9/3	16/8
11/8	Loyola MD	42/30	24/18	11/9	15/8	8/35
11/11	Tennessee	16/26	19/14	9/14	11/9	3/13
11/14	Michigan St	28/24	18/29	9/13	9/9	12/13
11/20	Toledo	24/28	16/8	7/2	6/2	3/13
11/23	Michigan	36/26	32/9	8/29	13/0	15/14

\*Notre Dame is listed first in each column

**Points in the Paint**

	Total	Average
Notre Dame	178	29.7
Opponents	156	26.0

**Points Off Turnovers**

	Total	Average
Notre Dame	123	20.5
Opponents	91	15.2

**Second Chance Points**

	Total	Average
Notre Dame	58	9.7
Opponents	76	12.7

**Fast Break Points**

	Total	Average
Notre Dame	63	10.5
Opponents	31	5.2

**Bench Scoring**

	Total	Average
Notre Dame	57	9.5
Opponents	96	19.2



# KATIE COLE

# 2

5-10 // SENIOR // GUARD

TOLEDO, OHIO

SYLVANIA NORTHVIEW

### SEASON BESTS

Pts: 2, 2x (last at Michigan, 11/23/19)  
 Rebs: 2 (vs Toledo, 11/20/19)  
 FGM: 1, 2x (last at Michigan, 11/23/19)  
 FGA: 1, 3x (last at Michigan, 11/23/19)  
 3FGM:  
 3FGA:  
 FTM: 1 (vs Toledo, 11/20/19)  
 FTA: 2 (vs Toledo, 11/20/19)  
 Ast: 1 (vs Toledo, 11/20/19)  
 Blk:  
 Stl: 2 (vs Tennessee, 11/11/19)  
 Min: 15 (at Michigan, 11/23/19)

### CAREER BESTS

Pts: 5, 2x (last at Wake Forest, 12/31/17)  
 Rebs: 4 (vs Virginia, 3/2/18)  
 FGM: 2, 2x (last at Wake Forest, 12/31/17)  
 FGA: 4 (vs Mount, 11/11/17)  
 3FGM: 1, 6x (last vs CSUN, 3/16/18)  
 3FGA: 2, 3x (last vs UNC, 2/1/18)  
 FTM: 1, 2x (last vs Toledo, 11/20/19)  
 FTA: 3 (at Pitt, 1/25/18)  
 Ast: 1, 3x (last vs Toledo, 11/20/19)  
 Blk: 1, 3x (last vs Virginia, 3/2/18)  
 Stl: 2, 2x (last vs Tennessee, 11/11/19)  
 Min: 15 (at Michigan, 11/23/19)

### UPDATE

- Awarded a scholarship for her senior season.
- Cole has made appearances in all 6 games, averaging 8.1 minutes.
- Played a season high 15 minutes at No. 21 Michigan (11/23)
- Saw five minutes of action in the season opener at Fordham. Marked her first appearance since her sophomore campaign after sitting out her junior year with a knee injury.
- Tallied two points (via layup) in win over Loyola Maryland on Nov. 8.
- Picked up two steals in seven minutes versus Tennessee on Nov. 11.

### SEASON

0..... Double-Figure Scoring.....0

### CAREER

### 2019-20 GAME-BY-GAME STATISTICS

Date	Opponent	GS	MIN	FG-A	3P-A	FT-A	RB	PF	A	TO	ST	BL	PTS
11/5	@ Fordham	5	0-0	0-0	0-0	0-0-0	0	0	0	0	0	0	0
11/8	Loyola MD	8	1-1	0-0	0-0	0-1-1	1	0	0	0	0	0	2
11/11	Tennessee	7	0-0	0-0	0-0	0-0-0	2	0	0	2	0	0	0
11/14	Michigan St	11	0-1	0-0	0-0	0-0-0	2	0	1	0	0	0	0
11/20	Toledo	3	0-0	0-0	1-2	1-1-2	2	1	0	0	0	0	1
11/23	@ Michigan	15	1-1	0-0	0-0	1-0-1	4	0	1	1	0	0	2
11/28	vs FGCU												
11/29	vs South Dakota St												
11/30	vs USF												
12/4	Minnesota												
12/8	@ UConn												
12/11	DePaul												
12/29	Clemson												
1/2	@ Pittsburgh												
1/5	@ Syracuse												
1/9	Boston College												
1/12	NC State												
1/16	@ Duke												
1/19	Miami												
1/26	@ Virginia												
1/30	Louisville												
2/2	@ Georgia Tech												
2/6	@ Wake Forest												
2/9	Pittsburgh												
2/13	@ Boston College												
2/16	@ Louisville												
2/20	Virginia Tech												
2/23	Syracuse												
2/27	UNC												
3/1	@ Florida St												

### COLE'S OVERALL CAREER STATISTICS

SEASON	TEAM	GP-GS	MIN/AVG	FG-FGA	FG%	3FG-FGA	3FG%	FT-FTA	FT%	OFF DEF	TOT AVG	PF-FO	AST	TO	BLK	STL	PTS	AVG
2017-18	ND	24-0	120/5.0	11-28	.393	6-17	.353	1-3	.333	5 11	16 0.7	11-0	2	9	3	6	29	1.2
2019-20	ND	6-0	48/8.1	2-3	.667	0-0	.000	1-2	.500	2 2	4 0.7	11-0	1	2	0	3	5	0.8
<b>TOTAL</b>		<b>30-0</b>	<b>168/5.6</b>	<b>13-31</b>	<b>.419</b>	<b>6-17</b>	<b>.353</b>	<b>2-5</b>	<b>.400</b>	<b>7 13</b>	<b>20 0.7</b>	<b>22-0</b>	<b>3</b>	<b>11</b>	<b>3</b>	<b>9</b>	<b>34</b>	<b>1.1</b>



# MAGGIE MURDOCK 3

5-8 // SOPHOMORE // GUARD

GLENCOE, ILLINOIS

NEW TRIER

### SEASON BESTS

Pts:  
Rebs:  
FGM:  
FGA: 1 (vs Loyola MD, 11/8/19)  
3FGM:  
3FGA: 1 (vs Loyola MD, 11/8/19)  
FTM:  
FTA:  
Ast:  
Blk:  
Stl:  
Min: 1 (vs Loyola MD, 11/8/19)

### CAREER BESTS

Pts:  
Rebs:  
FGM:  
FGA: 1 (vs Loyola MD, 11/8/19)  
3FGM:  
3FGA: 1 (vs Loyola MD, 11/8/19)  
FTM:  
FTA:  
Ast:  
Blk:  
Stl:  
Min: 1 (vs Loyola MD, 11/8/19)

### UPDATE

• 1-of-3 walk-ons added to this year's team. 1-of-4 total.

• First set of twins in program history.

#### HIGH SCHOOL

- Attended New Trier High School
- 2018 CSL South Player of the Year // 2018 IBCA 4A All-State Honorable Mention // 2018 Team 22 All-Area Team Honorable Mention // 2018 Daily NorthShore.com Best Long-Range Shooter
- 2018 Team captain
- Averaged 9.4 ppg, 2.4 apg, 3.0 rpg and 2.0 spg her senior year. Also shot 40.6 percent from the field and 41.0 percent from three. Shot 73.2 percent from the free-throw line
- Lettered one year in volleyball – played setter
- Four-year honor roll recipient
- 2018 Illinois State Scholar // 2018 Outstanding Student of Mathematics
- Her uncle, Dennis Carroll, played basketball and tennis at Notre Dame
- Majoring in Mathematics
- Played on the Notre Dame Club Basketball squad her freshman year – Nationals qualifier

### 2019-20 GAME-BY-GAME STATISTICS

Date	Opponent	GS	MIN	FG-A	3P-A	FT-A	RB	PF	A	TO	ST	BL	PTS
11/5	@ Fordham		DNP										
11/8	Loyola MD		1	0-1	0-1	0-0	0	0	0	0	0	0	0
11/11	Tennessee		DNP										
11/14	Michigan St		DNP										
11/20	Toledo		DNP										
11/23	@ Michigan		DNP										
11/28	vs FGCU												
11/29	vs South Dakota St												
11/30	vs USF												
12/4	Minnesota												
12/8	@ UConn												
12/11	DePaul												
12/29	Clemson												
1/2	@ Pittsburgh												
1/5	@ Syracuse												
1/9	Boston College												
1/12	NC State												
1/16	@ Duke												
1/19	Miami												
1/26	@ Virginia												
1/30	Louisville												
2/2	@ Georgia Tech												
2/6	@ Wake Forest												
2/9	Pittsburgh												
2/13	@ Boston College												
2/16	@ Louisville												
2/20	Virginia Tech												
2/23	Syracuse												
2/27	UNC												
3/1	@ Florida St												

### MURDOCK'S OVERALL CAREER STATISTICS

SEASON	TEAM	GP-GS	MIN/AVG	FG-FGA	FG%	3FG-FGA	3FG%	FT-FTA	FT%	OFF	DEF	TOT	AVG	PF-FO	AST	TO	BLK	STL	PTS	AVG
2019-20	ND	1-0	1/1.5	0-1	.000	0-1	.000	0-0	.000	0	0	0	0.0	0-0	0	0	0	0	0	0.0
<b>TOTAL</b>		<b>1-0</b>	<b>1/1.5</b>	<b>0-1</b>	<b>.000</b>	<b>0-1</b>	<b>.000</b>	<b>0-0</b>	<b>.000</b>	<b>0</b>	<b>0</b>	<b>0</b>	<b>0.0</b>	<b>0-0</b>	<b>0</b>	<b>0</b>	<b>0</b>	<b>0</b>	<b>0</b>	<b>0.0</b>



# CATE MURDOCK

# 5

5-8 // SOPHOMORE // GUARD

GLENCOE, ILLINOIS

NEW TRIER

## SEASON BESTS

Pts:  
Rebs:  
FGM:  
FGA:  
3FGM:  
3FGA:  
FTM:  
FTA:  
Ast:  
Blk:  
Stl:  
Min: 1 (vs Loyola MD, 11/8/19)

## CAREER BESTS

Pts:  
Rebs:  
FGM:  
FGA:  
3FGM:  
3FGA:  
FTM:  
FTA:  
Ast:  
Blk:  
Stl:  
Min: 1 (vs Loyola MD, 11/8/19)

## UPDATE

• 1-of-3 walk-ons added to this year's team. 1-of-4 total.

• First set of twins in program history.

### HIGH SCHOOL

• Attended New Trier High School

• Two-time CSL South All-Conference // Team 22 All-Area First Team her senior year // IBCA 4A All-State Honorable Mention her senior year

• Averaged 10.9 ppg, 2.9 apg, 3.8 rpg and 2.0 spg her senior year. Also shot 44.5 percent from the field and 36.3 percent from three.

• Four-year honor roll recipient // 2018 Illinois State Scholar

• Her uncle, Dennis Carroll, played basketball and tennis at Notre Dame

• Majoring in Mathematics

• Played on the Notre Dame Club Basketball squad her freshman year – Nationals qualifier and MVP of the Regionals tournament in 2019

## 2019-20 GAME-BY-GAME STATISTICS

Date	Opponent	GS	MIN	FG-A	3P-A	FT-A	RB	PF	A	TO	ST	BL	PTS
11/5	@ Fordham		DNP										
11/8	Loyola MD		1	0-0	0-0	0-0	0	0	0	1	0	0	0
11/11	Tennessee		DNP										
11/14	Michigan St		DNP										
11/20	Toledo		DNP										
11/23	@ Michigan		DNP										
11/28	vs FGCU												
11/29	vs South Dakota St												
11/30	vs USF												
12/4	Minnesota												
12/8	@ UConn												
12/11	DePaul												
12/29	Clemson												
1/2	@ Pittsburgh												
1/5	@ Syracuse												
1/9	Boston College												
1/12	NC State												
1/16	@ Duke												
1/19	Miami												
1/26	@ Virginia												
1/30	Louisville												
2/2	@ Georgia Tech												
2/6	@ Wake Forest												
2/9	Pittsburgh												
2/13	@ Boston College												
2/16	@ Louisville												
2/20	Virginia Tech												
2/23	Syracuse												
2/27	UNC												
3/1	@ Florida St												

## MURDOCK'S OVERALL CAREER STATISTICS

SEASON	TEAM	GP-GS	MIN/AVG	FG-FGA	FG%	3FG-FGA	3FG%	FT-FTA	FT%	OFF	DEF	TOT	AVG	PF-FO	AST	TO	BLK	STL	PTS	AVG
2019-20	ND	1-0	1/1.5	0-0	.000	0-0	.000	0-0	.000	0	0	0	0.0	0-0	0	1	0	0	0	0.0
<b>TOTAL</b>		<b>1-0</b>	<b>1/1.5</b>	<b>0-0</b>	<b>.000</b>	<b>0-0</b>	<b>.000</b>	<b>0-0</b>	<b>.000</b>	<b>0</b>	<b>0</b>	<b>0</b>	<b>0.0</b>	<b>0-0</b>	<b>0</b>	<b>1</b>	<b>0</b>	<b>0</b>	<b>0</b>	<b>0.0</b>



# KATLYN GILBERT 10

5-10 // SOPHOMORE // GUARD

INDIANAPOLIS, INDIANA

HERITAGE CHRISTIAN

### SEASON BESTS

Pts: 24 (vs Loyola MD, 11/8/19)  
 Rebs: 8 (vs Toledo, 11/20/19)  
 FGM: 9, 2x (last vs Michigan St, 11/14/19)  
 FGA: 16 (vs Michigan St, 11/14/19)  
 3FGM: 2 (at Michigan, 11/23/19)  
 3FGA: 6 (vs Loyola MD, 11/8/19)  
 FTM: 9 (at Fordham, 11/5/19)  
 Ast: 4 (at Michigan, 11/23/19)  
 Blk: 2 (vs Michigan St, 11/14/19)  
 Stl: 4, 2x (last at Michigan, 11/23/19)  
 Min: 39 (vs Toledo, 11/20/19)

### CAREER BESTS

Pts: 14, 2x (last at Fordham, 11/5/19)  
 Rebs: 8 (vs Toledo, 11/20/19)  
 FGM: 9, 2x (last vs Michigan St, 11/14/19)  
 FGA: 16 (vs Michigan St, 11/14/19)  
 3FGM: 2 (at Michigan, 11/23/19)  
 3FGA: 6 (vs Loyola MD, 11/8/19)  
 FTM: 9 (at Fordham, 11/5/19)  
 Ast: 4 (at Michigan, 11/23/19)  
 Blk: 2 (vs Michigan St, 11/14/19)  
 Stl: 4, 3x (last at Michigan, 11/23/19)  
 Min: 39 (vs Toledo, 11/20/19)

### SEASON

6..... Double-Figure Scoring.....7

### CAREER

### UPDATE

- Played in all 6 games, starting in all but the season opener. Averages 34.3 minutes/game - ranks 7th in the ACC.
- Riding a career best streak of 6 double-digit scoring games in a row. Gilbert co-leads the Irish in scoring with 15.3 ppg - ranks 14th in the ACC.
- Gilbert also leads ND in shooting percentage (.444), made field goals (36) and steals/game (2.5).
- Her 2.5 steals/game ranks second in the ACC. Gilbert has collected 11 steals over the last three games.
- Reeled in a career high 8 rebounds against Toledo (11/20) to go along with her 11 points.
- Tied her career high of four steals to go with her 19 points against No. 16 Michigan State (11/14).
- Made the most of her first career start, leading the Irish with a career high 24 points on 9-of-15 shooting from the floor, including a career best 6-of-9 from the line. Also reeled in a career best 6 boards.
- Gilbert & Peoples have played together every summer since they were seven & six years old, respectively. The chemistry between the two was evident against Loyola Maryland as the duo combined for 26 of the team's 44 second half points.
- In her first game back since Nov. 29, 2018, Gilbert shone bright, co-leading the Irish with 14 points.
- Last season, Gilbert separated her right shoulder in the win over No. 14 Iowa (11/29). Had surgery to repair the damage and sat out the remainder of the season.

### KEY STATISTICS

POINTS	FG%	FG MADE	STEALS
15.3	.444	36	2.5
CO-LEADS TEAM 14TH IN ACC	LEADS TEAM	LEADS TEAM 44TH IN NATION	LEADS TEAM 2ND IN ACC

### 2019-20 GAME-BY-GAME STATISTICS

Date	Opponent	GS	MIN	FG-A	3P-A	FT-A	RB	PF	A	TO	ST	BL	PTS
11/5	@ Fordham		30	5-9	0-0	4-9	2-3-5	1	0	3	2	1	14
11/8	Loyola MD	*	33	9-15	0-1	6-7	3-3-6	2	2	4	1	1	24
11/11	Tennessee	*	37	6-15	0-1	0-0	0-2-2	3	2	3	1	0	12
11/14	Michigan St	*	38	9-16	0-0	3-4	1-3-4	2	0	8	4	2	19
11/20	Toledo	*	39	4-15	0-1	3-4	1-7-8	0	0	2	3	0	11
11/23	@ Michigan	*	29	4-11	0-2	4-6	1-5-6	3	4	2	4	0	12
11/28	vs FGCU												
11/29	vs South Dakota St												
11/30	vs USF												
12/4	Minnesota												
12/8	@ UConn												
12/11	DePaul												
12/29	Clemson												
1/2	@ Pittsburgh												
1/5	@ Syracuse												
1/9	Boston College												
1/12	NC State												
1/16	@ Duke												
1/19	Miami												
1/26	@ Virginia												
1/30	Louisville												
2/2	@ Georgia Tech												
2/6	@ Wake Forest												
2/9	Pittsburgh												
2/13	@ Boston College												
2/16	@ Louisville												
2/20	Virginia Tech												
2/23	Syracuse												
2/27	UNC												
3/1	@ Florida St												

### GILBERT'S OVERALL CAREER STATISTICS

SEASON	TEAM	GP-GS	MIN/AVG	FG-FGA	FG%	3FG-FGA	3FG%	FT-FTA	FT%	OFF	DEF	TOT	AVG	PF-FO	AST	TO	BLK	STL	PTS	AVG
2018-19	ND	7-0	111/15.9	9-20	.450	1-5	.200	6-8	.750	4	11	15	2.1	11-0	2	8	1	6	25	3.6
2019-20	ND	6-5	206/34.3	36-81	.444	0-5	.000	20-30	.667	8	23	31	5.2	11-0	8	22	4	15	92	15.3
<b>TOTAL</b>		<b>13-5</b>	<b>317/24.4</b>	<b>45-101</b>	<b>.446</b>	<b>1-10</b>	<b>.100</b>	<b>26-38</b>	<b>.684</b>	<b>12</b>	<b>34</b>	<b>46</b>	<b>3.5</b>	<b>22-0</b>	<b>10</b>	<b>30</b>	<b>5</b>	<b>21</b>	<b>117</b>	<b>9.0</b>



# ABBY PROHASKA 12

5-10 // SOPHOMORE // GUARD

LIBERTY TOWNSHIP, OHIO

LAKOTA WEST

## SEASON BESTS

Pts:  
Rebs:  
FGM:  
FGA:  
3FGM:  
3FGA:  
FTM:  
FTA:  
Ast:  
Blk:  
Stl:  
Min:

## CAREER BESTS

Pts: 6, 2x (last vs FSU, 2/10/19)  
Rebs: 5, 2x (last vs FSU, 2/10/19)  
FGM: 3 (vs FSU, 2/10/19)  
FGA: 5 (vs Duke, 2/21/19)  
3FGM: 1, 2x (last vs Syracuse, 3/9/19)  
3FGA: 2 (vs Syracuse, 3/9/19)  
FTM: 4 (vs Harvard, 11/9/18)  
FTA: 4, 2x (last at Boston College, 2/13/19)  
Ast: 4, 2x (last vs WKU, 12/19/18)  
Blk: 1 (vs Iowa, 11/29/18)  
Stl: 4, 2x (last at Virginia Tech, 1/16/19)  
Min: 30 (vs Drake, 11/23/18)

I AM APPROACHING THIS POST A LITTLE DIFFERENTLY TODAY...

RECENTLY, I HAVE BEEN **DIAGNOSED WITH BILATERAL PULMONARY EMBOLISM**. IN OTHER WORDS, I HAVE A BLOOD CLOT IN EACH OF MY LUNGS. THE AMOUNT OF TIME I WILL BE OUT IS INDEFINITE, BUT I WILL BE **RIGHT ALONGSIDE THIS TEAM FOR EVERY GAME I CANNOT PLAY**.

I AM THANKFUL FOR THE **ENDLESS SUPPORT** AND LOVE FROM MY FAMILY, MY TEAMMATES, MY COACHES, AND MY FRIENDS. THIS IS JUST A BUMP IN THE ROAD.

#SEETHEFUTURE #BLESSED

*Abby Prohaska*



PROHASKA'S OVERALL CAREER STATISTICS

SEASON	TEAM	GP-GS	MIN/AVG	FG-FGA	FG%	3FG-FGA	3FG%	FT-FTA	FT%	OFF	DEF	TOT	AVG	PF-FO	AST	TO	BLK	STL	PTS	AVG
2018-19	ND	38-3	547/14.4	18-49	.367	2-7	.286	20-26	.769	25	44	69	1.8	58-0	43	30	1	30	58	1.5
<b>TOTAL</b>		<b>38-3</b>	<b>547/14.4</b>	<b>18-49</b>	<b>.367</b>	<b>2-7</b>	<b>.286</b>	<b>20-26</b>	<b>.769</b>	<b>25</b>	<b>44</b>	<b>69</b>	<b>1.8</b>	<b>58-0</b>	<b>43</b>	<b>30</b>	<b>1</b>	<b>30</b>	<b>58</b>	<b>1.5</b>



# MARTA S NIEZEK 13

5-8 // GRADUATE // GUARD

MCLEAN, VIRGINIA

STANFORD // NATIONAL CATHEDRAL

### SEASON BESTS

Pts: 6 (at Michigan, 11/23/19)  
 Rebs: 7 (vs Loyola MD, 11/8/19)  
 FGM: 2 (at Michigan, 11/23/19)  
 FGA: 5 (vs Tennessee, 11/11/19)  
 3FGM: 1, 2x (last at Michigan, 11/23/19)  
 3FGA: 3 (vs Tennessee, 11/11/19)  
 FTA: 3 (vs Tennessee, 11/11/19)  
 Ast: 8 (vs Michigan St, 11/14/19)  
 Blk: 1 (vs Toledo, 11/20/19)  
 Stl: 5 (at Michigan, 11/23/19)  
 Min: 39 (at Michigan, 11/23/19)

### CAREER BESTS

Pts: 13, 2x (last at Washington, 2/23/18)  
 Rebs: 10 (vs USC, 12/31/17)  
 FGM: 5, 2x (last vs Arizona St, 1/26/18)  
 FGA: 12 (vs Belmont, 11/24/17)  
 3FGM: 3, 2x (last vs Utah, 2/9/18)  
 3FGA: 8 (vs Belmont, 11/24/17)  
 FTM: 6, 2x (last vs USC, 3/2/18)  
 FTA: 9 (vs Tennessee, 12/16/15)  
 Ast: 13 (vs Washington, 3/4/16)  
 Blk: 1, 8x (last vs Toledo, 11/20/19)  
 Stl: 6 (vs Oregon St, 1/8/17)  
 Min: 40 (vs UCLA, 12/29/17)

### UPDATE

- Started in all 6 games, averaging 35.9 minutes, which ranks 2ND in the ACC.
- Easily considered the defensive catalyst of the team. "Most likely to take a charge"
- Averaging 5.3 assists/game which ranks 4th in the ACC and 50th in the nation.
- In addition, Sniezek averages 2.3 steals/game, which ranks 4th in the ACC.
- Collected a season high five steals at No. 21 Michigan (11/23), one shy of her career best. Sniezek also tallied a season best six points.
- Irish up three with two minutes remaining against Toledo (11/20), Sniezek recorded a clutch steal which Walker converted to points, extending the lead to 54-49, for the eventual 54-51 win.
- Ranks second on the team in defensive rebounds with 4.0/game.
- Dished out a season high eight assists versus Michigan State (11/14).
- Took two charges in the Tennessee game, helping the Irish force 28 turnovers against the Lady Vols.
- Fun Fact: 1-of-9 siblings in her family.
- Fun Fact: In 2015, she was both the Washington D.C. Gatorade Basketball Player of the Year and the Soccer Player of the Year.

### AT STANFORD

- Pac-12 All-Defensive Honorable Mention junior year.
- Led Stanford in assists in 26 games her junior year.
- Handed out 75 assists against just 28 turnovers in the final 16 games of her sophomore year.
- Averaged 5.6 assists in the NCAA Tournament her sophomore year, sixth-best among players that advanced past the first weekend.
- Had a game-high eight assists and no turnovers in Stanford's Elite Eight comeback against No. 2 Notre Dame (3/26).
- Pac-12 All-Freshman Honorable Mention
- Became the eighth Stanford freshman to reach 100 assists (109)

### SEASON

0..... Double-Figure Scoring.....9  
 0..... Double-Figure Rebounds.....1

### CAREER

### KEY STATISTICS

ASSISTS	FT%	STEALS	D-REB
5.3	.909	2.3	4.0
4TH IN ACC	LEADS TEAM	2ND ON TEAM	2ND ON TEAM
50TH IN NATION		4TH IN ACC	

### 2019-20 GAME-BY-GAME STATISTICS

Date	Opponent	GS	MIN	FG-A	3P-A	FT-A	RB	PF	A	TO	ST	BL	PTS
11/5	@ Fordham	*	38	0-3	0-0	1-2	0-4-4	0	6	5	3	0	1
11/8	Loyola MD	*	29	0-0	0-0	2-2	0-7-7	3	6	6	2	0	2
11/11	Tennessee	*	37	1-5	0-1	3-3	0-4-4	5	4	2	1	0	5
11/14	Michigan St	*	38	0-3	0-0	0-0	0-4-4	4	8	3	1	0	0
11/20	Toledo	*	34	0-0	0-0	2-2	0-1-1	3	3	4	2	1	2
11/23	@ Michigan	*	39	2-3	0-1	2-2	0-4-4	4	5	6	5	0	6
11/28	vs FGCU												
11/29	vs South Dakota St												
11/30	vs USF												
12/4	Minnesota												
12/8	@ UConn												
12/11	DePaul												
12/29	Clemson												
1/2	@ Pittsburgh												
1/5	@ Syracuse												
1/9	Boston College												
1/12	NC State												
1/16	@ Duke												
1/19	Miami												
1/26	@ Virginia												
1/30	Louisville												
2/2	@ Georgia Tech												
2/6	@ Wake Forest												
2/9	Pittsburgh												
2/13	@ Boston College												
2/16	@ Louisville												
2/20	Virginia Tech												
2/23	Syracuse												
2/27	UNC												
3/1	@ Florida St												

### S NIEZEK'S OVERALL CAREER STATISTICS

SEASON	TEAM	GP-GS	MIN/AVG	FG-FGA	FG%	3FG-FGA	3FG%	FT-FTA	FT%	OFF	DEF	TOT	AVG	PF-FO	AST	TO	BLK	STL	PTS	AVG
2015-16	Stan	35-9	656/18.7	35-99	.354	4-17	.235	28-42	.667	8	48	56	1.6	27-0	109	63	1	21	102	2.9
2016-17	Stan	38-9	948/24.9	56-149	.376	6-20	.300	54-75	.720	6	100	106	2.8	64-0	169	93	3	51	172	4.5
2017-18	Stan	35-32	971/27.7	56-156	.359	20-59	.339	61-90	.678	7	115	122	3.5	68-1	150	78	3	38	193	5.5
2019-20	ND	6-6	215/35.9	3-14	.214	0-2	.000	10-11	.909	0	24	24	4.0	19-1	32	26	1	14	16	2.7
<b>TOTAL FOR ND</b>		<b>6-6</b>	<b>215/35.9</b>	<b>3-14</b>	<b>.214</b>	<b>0-2</b>	<b>.000</b>	<b>10-11</b>	<b>.909</b>	<b>0</b>	<b>24</b>	<b>24</b>	<b>4.0</b>	<b>19-1</b>	<b>32</b>	<b>26</b>	<b>1</b>	<b>14</b>	<b>16</b>	<b>2.7</b>
<b>TOTAL</b>		<b>114-56</b>	<b>2790/24.5</b>	<b>150-418</b>	<b>.359</b>	<b>30-98</b>	<b>.306</b>	<b>153-218</b>	<b>.702</b>	<b>21</b>	<b>287</b>	<b>308</b>	<b>2.7</b>	<b>178-2</b>	<b>460</b>	<b>260</b>	<b>8</b>	<b>124</b>	<b>483</b>	<b>4.2</b>



# NICOLE BENZ

# 20

5-8 // JUNIOR // GUARD

VALENCIA, CALIF.

WILLIAM S. HART

## SEASON BESTS

Pts: 2 (vs Loyola MD, 11/8/19)  
Rebs: 2 (vs Loyola MD, 11/8/19)  
FGM: 2 (vs Loyola MD, 11/8/19)  
FGA: 2 (vs Loyola MD, 11/8/19)  
3FGM: 2 (vs Loyola MD, 11/8/19)  
3FGA: 2 (vs Loyola MD, 11/8/19)  
FTM: 2 (vs Loyola MD, 11/8/19)  
FTA: 2 (vs Loyola MD, 11/8/19)  
Ast: 2 (vs Loyola MD, 11/8/19)  
Blk: 2 (vs Loyola MD, 11/8/19)  
Stl: 2 (vs Loyola MD, 11/8/19)  
Min: 2 (vs Loyola MD, 11/8/19)

## CAREER BESTS

Pts: 3 (vs UNC, 2/1/18)  
Rebs: 3 (vs Harvard, 11/9/18)  
FGM: 1, 4x (last vs Virginia, 3/3/19)  
FGA: 2, 7x (last vs Virginia, 3/3/19)  
3FGM: 1 (vs UNC, 2/1/18)  
3FGA: 2, 2x (last vs Villanova, 3/18/18)  
FTM: 2 (vs Harvard, 11/9/18)  
FTA: 2 (vs Harvard, 11/9/18)  
Ast: 1, 2x (last at Marquette, 12/22/18)  
Blk: 1 (vs Harvard, 11/9/18)  
Stl: 1 (vs Harvard, 11/9/18)  
Min: 10 (vs Binghamton, 12/16/18)

## UPDATE

• Was the third walk-on for the Irish for the 2017-18 championship season, where she made 13 appearances on the year.

• Started the 2018-19 season as a student-manager before receiving the call-up once again right before the season opener.

• Recipient of the Elite 90 award at the 2019 Final Four - which recognizes the student-athlete with the highest GPA at a championship event.

• Now 1-of-4 total walk-ons on this year's squad. Benz made her 2019-20 debut in the final two minutes of the Loyola Maryland home opener.


## 2019-20 GAME-BY-GAME STATISTICS

Date	Opponent	GS	MIN	FG-A	3P-A	FT-A	RB	PF	A	TO	ST	BL	PTS
11/5	@ Fordham		DNP										
11/8	Loyola MD	2		0-0	0-0	0-0	0	1	0	0	0	0	0
11/11	Tennessee		DNP										
11/14	Michigan St		DNP										
11/20	Toledo		DNP										
11/23	@ Michigan		DNP										
11/28	vs FGCU												
11/29	vs South Dakota St												
11/30	vs USF												
12/4	Minnesota												
12/8	@ UConn												
12/11	DePaul												
12/29	Clemson												
1/2	@ Pittsburgh												
1/5	@ Syracuse												
1/9	Boston College												
1/12	NC State												
1/16	@ Duke												
1/19	Miami												
1/26	@ Virginia												
1/30	Louisville												
2/2	@ Georgia Tech												
2/6	@ Wake Forest												
2/9	Pittsburgh												
2/13	@ Boston College												
2/16	@ Louisville												
2/20	Virginia Tech												
2/23	Syracuse												
2/27	UNC												
3/1	@ Florida St												

## BENZ'S OVERALL CAREER STATISTICS

SEASON	TEAM	GP-GS	MIN/AVG	FG-FGA	FG%	3FG-FGA	3FG%	FT-FTA	FT%	OFF	DEF	TOT	AVG	PF-FO	AST	TO	BLK	STL	PTS	AVG
2017-18	ND	13-0	27/2.1	1-7	.143	1-7	.143	0-0	.000	3	6	9	0.7	1-0	0	1	0	0	3	0.2
2018-19	ND	23-0	72/3.1	3-15	.200	0-7	.000	2-2	1.000	2	14	16	0.7	3-0	2	3	0	0	8	0.3
2019-20	ND	1-0	2/1.8	0-0	.000	0-0	.000	0-0	.000	0	0	0	0.0	1-0	0	0	0	0	0	0.0
<b>TOTAL</b>		<b>37-0</b>	<b>101/2.7</b>	<b>4-22</b>	<b>.182</b>	<b>1-14</b>	<b>.071</b>	<b>2-2</b>	<b>1.000</b>	<b>5</b>	<b>20</b>	<b>25</b>	<b>0.7</b>	<b>5-0</b>	<b>2</b>	<b>4</b>	<b>0</b>	<b>0</b>	<b>11</b>	<b>0.3</b>





# ANAYA PEOPLES 21

5-10 // FRESHMAN // GUARD

DANVILLE, ILLINOIS

SCHLARMAN

### SEASON BESTS

Pts: 19 (vs Loyola MD, 11/8/19)  
 Rebs: 7, 2x (last vs Loyola MD, 11/8/19)  
 FGM: 9 (vs Loyola MD, 11/8/19)  
 FGA: 14 (vs Loyola MD, 11/8/19)  
 3FGM: 1 (vs Tennessee, 11/11/19)  
 3FGA: 2, 2x (at Michigan, 11/23/19)  
 FTM: 5 (at Fordham, 11/5/19)  
 FTA: 9 (at Fordham, 11/5/19)  
 Ast: 3 (vs Loyola MD, 11/8/19)  
 Blk: 2, 2x (last vs Michigan St, 11/14/19)  
 Stl: 4 (vs Tennessee, 11/11/19)  
 Min: 32, 2x (last vs Toledo, 11/20/19)

### CAREER BESTS

Pts: 19 (vs Loyola MD, 11/8/19)  
 Rebs: 7, 2x (last vs Loyola MD, 11/8/19)  
 FGM: 9 (vs Loyola MD, 11/8/19)  
 FGA: 14 (vs Loyola MD, 11/8/19)  
 3FGM: 1 (vs Tennessee, 11/11/19)  
 3FGA: 2, 2x (at Michigan, 11/23/19)  
 FTM: 5 (at Fordham, 11/5/19)  
 FTA: 9 (at Fordham, 11/5/19)  
 Ast: 3 (vs Loyola MD, 11/8/19)  
 Blk: 2, 2x (last vs Michigan St, 11/14/19)  
 Stl: 4 (vs Tennessee, 11/11/19)  
 Min: 32, 2x (last vs Toledo, 11/20/19)

### KEY STATISTICS

POINTS	FT ATTEMPTS/GAME	REBOUNDS	BLOCKS
12.3	5.7	5.5	1.0
4TH ON TEAM	LEADS TEAM	3RD ON TEAM	2ND ON TEAM

### UPDATE

- Played in all 6 games, starting in the first five. Averaging 29.0 minutes.
- Peoples and Brunelle became the first pair of freshmen starters for a season opener since Teresa Borton & Jacqueline Batteast started the 2001-02 season opener.
- Gotten to the free-throw line the most, leading the team with her 5.7 attempts/game.
- Reeled in at least five boards in all but one game, as her 5.7 rebounding average ranks second on the team behind Brunelle.
- Came off the bench for the first time at No. 21 Michigan (11/23), supplying 13 points and 5 boards.
- Gilbert & Peoples have played together every summer since they were seven & six years old, respectively. The chemistry between the two was evident against Loyola Maryland as the duo combined for 26 of the team's 44 second half points.
- Tallied 11 points & 7 rebounds in her Irish debut at Fordham. Peoples scored seven of her points in the third quarter. The freshman then grabbed a critical offensive board off a missed free throw with nine seconds left, before returning to the line to ice the 60-55 win.

### PREP

- Ranked No. 21 overall by espnW in Class of 2019 and No. 4 at her position.
- Attended Dan Schlarman High School where she played basketball under her father, Keith Peoples.
- Two-time Illinois Class 1A State champion (2018 & 2019).
- Finished her career with 2,086 points.
- 2019 McDonald's All-American Team // 2019 Jordan Brand Classic member.
- 2019 WCIA3 Sports Girls Basketball Player of the Year.
- IBCA 1A/2A All-State in 2016, 2017 and 2018
- 2018 Naismith All-America honorable mention.
- 2018 USA Today All-Illinois Player of the Year and First Team.
- Guided Schlarman to a 33-2 record and back-to-back state titles as a senior. Averaged 18.8 ppg, 7.9 rpg and 3.7 apg // Averaged 16.9 ppg, 6.7 rpg and 4.7 spg as a junior.

### TEAM USA

- Won the gold medal at the 2018 FIBA Americas with the U18 USA team.
- Started in two of six games and averaged 5.3 ppg and 3.7 rpg, and tied for a team high with 3.0 apg, helping USA to a 6-0 record and the gold medal in Mexico City.

### SEASON

4..... Double-Figure Scoring.....4

### CAREER

### 2019-20 GAME-BY-GAME STATISTICS

Date	Opponent	GS	MIN	FG-A	3P-A	FT-A	RB	PF	A	TO	ST	BL	PTS
11/5	@ Fordham	*	24	3-9	0-1	5-9	3-4-7	3	1	1	1	0	11
11/8	Loyola MD	*	32	9-14	0-0	1-5	2-5-7	2	3	1	2	2	19
11/11	Tennessee	*	31	3-11	1-2	2-6	1-4-5	2	2	1	4	1	9
11/14	Michigan St	*	26	6-10	0-0	3-7	2-1-3	3	1	0	0	2	15
11/20	Toledo	*	32	3-10	0-0	1-3	2-4-6	5	1	3	1	0	7
11/23	@ Michigan		30	5-12	0-2	3-4	2-3-5	3	1	0	2	1	13
11/28	vs FGCU												
11/29	vs South Dakota St												
11/30	vs USF												
12/4	Minnesota												
12/8	@ UConn												
12/11	DePaul												
12/29	Clemson												
1/2	@ Pittsburgh												
1/5	@ Syracuse												
1/9	Boston College												
1/12	NC State												
1/16	@ Duke												
1/19	Miami												
1/26	@ Virginia												
1/30	Louisville												
2/2	@ Georgia Tech												
2/6	@ Wake Forest												
2/9	Pittsburgh												
2/13	@ Boston College												
2/16	@ Louisville												
2/20	Virginia Tech												
2/23	Syracuse												
2/27	UNC												
3/1	@ Florida St												

### PEOPLES' OVERALL CAREER STATISTICS

SEASON	TEAM	GP-GS	MIN/AVG	FG-FGA	FG%	3FG-FGA	3FG%	FT-FTA	FT%	OFF	DEF	TOT	AVG	PF-FO	AST	TO	BLK	STL	PTS	AVG
2019-20	ND	6-5	174/29.0	29-66	.439	1-5	.200	15-34	.441	12	21	33	5.5	18-1	9	6	6	10	74	12.3
<b>TOTAL</b>		<b>6-5</b>	<b>174/29.0</b>	<b>29-66</b>	<b>.439</b>	<b>1-5</b>	<b>.200</b>	<b>15-34</b>	<b>.441</b>	<b>12</b>	<b>21</b>	<b>33</b>	<b>5.5</b>	<b>18-1</b>	<b>9</b>	<b>6</b>	<b>6</b>	<b>10</b>	<b>74</b>	<b>12.3</b>



# DANIELLE COSGROVE 22

6-4 // SOPHOMORE // FORWARD

HOLBROOK, N.Y.

SACHEM EAST

## UPDATE

- Played in all 6 games, including one start, averaging 17.2 minutes.
- Notched her first career start at No. 21 Michigan (11/25), tallying four points.
- Garnered a career high 2 steals against Toledo (11/20).
- Broke out against No. 16 Michigan State (11/14) with a career high 12 points, including a career best 5-for-8 day from the free-throw line.
- Competed in her most minutes yet in an Irish uniform, logging 21 versus Tennessee. Tallied her first three-pointer of the season to go along with her 3 boards.
- Reeled in a career best 8 rebounds against Loyola Maryland in the home opener on Nov. 8.
- Opened the season in Fordham, less than an hour away from her hometown. Collected two points, one block and two boards.

## SEASON BESTS

Pts: 12 (vs Michigan St, 11/14/19)  
 Rebs: 8 (vs Loyola MD, 11/8/19)  
 FGM: 3 (vs Michigan St, 11/14/19)  
 FGA: 8, 2x (last vs Tennessee, 11/11/19)  
 3FGM: 1, 2x (last vs Michigan St, 11/14/19)  
 3FGA: 3 (vs Tennessee, 11/11/19)  
 FTM: 5 (vs Michigan St, 11/14/19)  
 FTA: 8 (vs Michigan St, 11/14/19)  
 Ast: 1, 4x (at Michigan, 11/23/19)  
 Blk: 1, 4x (last at Michigan, 11/23/19)  
 Stl: 2 (vs Toledo, 11/20/19)  
 Min: 21 (vs Tennessee, 11/11/19)

## CAREER BESTS

Pts: 12 (vs Michigan St, 11/14/19)  
 Rebs: 8 (vs Loyola MD, 11/8/19)  
 FGM: 3 (vs Michigan St, 11/14/19)  
 FGA: 8, 2x (last vs Tennessee, 11/11/19)  
 3FGM: 2 (vs Binghamton, 12/16/18)  
 3FGA: 4, 2x (last vs Binghamton, 12/16/18)  
 FTM: 5 (vs Michigan St, 11/14/19)  
 FTA: 8 (vs Michigan St, 11/14/19)  
 Ast: 2 (vs Western Ky, 12/19/18)  
 Blk: 3 (vs WKU, 12/19/18)  
 Stl: 2 (vs Toledo, 11/20/19)  
 Min: 21 (vs Tennessee, 11/11/19)

## SEASON

1..... Double-Figure Scoring.....1


## CAREER

## 2019-20 GAME-BY-GAME STATISTICS

Date	Opponent	GS	MIN	FG-A	3P-A	FT-A	RB	PF	A	TO	ST	BL	PTS
11/5	@ Fordham	12	1-4	0-1	0-0	0-2-2	0	0	3	0	1	2	
11/8	Loyola MD	20	2-8	0-1	2-2	3-5-8	3	1	1	1	1	6	
11/11	Tennessee	21	1-8	1-3	0-0	2-1-3	3	1	1	0	0	3	
11/14	Michigan St	14	3-5	1-1	5-8	4-1-5	1	0	2	0	1	12	
11/20	Toledo	20	1-4	0-0	0-0	0-2-2	0	1	2	2	0	2	
11/23	@ Michigan	*	17	2-4	0-1	0-0	0-1-1	5	1	3	0	1	4
11/28	vs FGCU												
11/29	vs South Dakota St												
11/30	vs USF												
12/4	Minnesota												
12/8	@ UConn												
12/11	DePaul												
12/29	Clemson												
1/2	@ Pittsburgh												
1/5	@ Syracuse												
1/9	Boston College												
1/12	NC State												
1/16	@ Duke												
1/19	Miami												
1/26	@ Virginia												
1/30	Louisville												
2/2	@ Georgia Tech												
2/6	@ Wake Forest												
2/9	Pittsburgh												
2/13	@ Boston College												
2/16	@ Louisville												
2/20	Virginia Tech												
2/23	Syracuse												
2/27	UNC												
3/1	@ Florida St												

## COSGROVE'S OVERALL CAREER STATISTICS

SEASON	TEAM	GP-GS	MIN/AVG	FG-FGA	FG%	3FG-FGA	3FG%	FT-FTA	FT%	OFF	DEF	TOT	AVG	PF-FO	AST	TO	BLK	STL	PTS	AVG
2018-19	ND	27-0	132/4.9	14-48	.292	9-35	.257	0-0	.000	4	14	18	0.7	14-0	5	8	6	1	37	1.4
2019-20	ND	6-1	103/17.2	10-33	.303	2-7	.286	7-10	.700	9	12	21	3.5	12-1	4	12	4	3	29	4.8
<b>TOTAL</b>		<b>33-1</b>	<b>235/7.1</b>	<b>24-81</b>	<b>.296</b>	<b>11-42</b>	<b>.262</b>	<b>7-10</b>	<b>.700</b>	<b>13</b>	<b>26</b>	<b>39</b>	<b>1.2</b>	<b>26-1</b>	<b>9</b>	<b>20</b>	<b>10</b>	<b>4</b>	<b>66</b>	<b>2.0</b>



# DESTINEE WALKER 24

5-10 // GRADUATE // GUARD

ORLANDO, FLORIDA

NORTH CAROLINA // LAKE HIGHLAND

## UPDATE

- Started in all 6 games, averaging 35.8 minutes - which ranks 2nd in the ACC.
- Participating in her first full season of basketball since the 2016-17 campaign with the Tar Heels.
- Exploded with a season best 27 points at No. 21 Michigan (11/23), tying her career high from beyond the arc with five made three's (5-for-8). She scored nine of the team's 14 third quarter points.
- Walker hit the game-winning basket for the Irish in the 54-51 win over Toledo (11/20), tallying 12 points in the game.
- Her 23 made free-throws leads the team and ranks 45th in the country. Walker also leads the squad in free-throw percentage (at least 20 attempts) at 71.9 percent - which ranks 13th in the ACC.
- Tennessee post-game press conference, Coach McGraw urged Walker to take more shots in the game.
- Scored 13 of her 19 points against Loyola MD in the first half.
- In her Irish debut, Walker stepped up with a 10-point, 10-rebound, double-double in 38 minutes of play. The 10 boards tied her career high.

## AT NORTH CAROLINA

### SENIOR SEASON (2018-19)

- Played in a limited 39 minutes, spanning four games. Averaged 2.5 points.

### JUNIOR SEASON (2017-18)

- Did not compete during the 2017-18 season

### SOPHOMORE SEASON (2016-17)

- Averaged 12.4 points, 3.7 rebounds and 2.0 assists per game in her second season with the Tar Heels
- Scored in double figures on 12 occasions and led the team in scoring four times. Reached the 20-point scoring mark in four games
- Missed the final 10 games of the season due to injury

### FRESHMAN SEASON (2015-16)

- Named to the ACC All-Freshman Team // Earned ACC Rookie of the Week honors (11/23) // Named to the ACC All-Academic Team
- Averaged 13.9 points, 3.7 rebounds and 2.7 assists per game
- ACC Ranks: 1st in minutes played (37.3), 6th in free throw percentage (.813) and 16th in scoring (13.9 ppg)
- Scored in double figures in a team-leading 28 games

## SEASON BESTS

Pts: 27 (at Michigan, 11/23/19)  
 Rebs: 10 (at Fordham, 11/5/19)  
 FGM: 9, 2x (last at Michigan, 11/23/19)  
 FGA: 17 (vs Toledo, 11/20/19)  
 3FGM: 5 (at Michigan, 11/23/19)  
 3FGA: 8 (at Michigan, 11/23/19)  
 FTM: 6 (vs Loyola MD, 11/8/19)  
 FTA: 7 (vs Loyola MD, 11/8/19)  
 Ast: 4 (vs Loyola MD, 11/8/19)  
 Blk: 1 (vs Loyola MD, 11/8/19)  
 Stl: 4, 2x (last at Michigan, 11/23/19)  
 Min: 38 (at Fordham, 11/5/19)

## CAREER BESTS

Pts: 32 (vs Florida A&M, 11/17/15)  
 Rebs: 10, 2x (last at Fordham, 11/5/19)  
 FGM: 10, 2x (last vs Iona, 11/21/15)  
 FGA: 19, 2x (last at Virginia Tech, 1/2/17)  
 3FGM: 5, 3x (last at Michigan, 11/23/19)  
 3FGA: 12 (vs Louisville, 2/4/16)  
 FTM: 10 (vs Florida A&M, 11/17/15)  
 FTA: 10, 2x (last vs Jacksonville, 12/20/16)  
 Ast: 6 (vs Pacific, 11/25/15)  
 Blk: 1, 4x (last vs Loyola MD, 11/8/19)  
 Stl: 4, 3x (last at Michigan, 11/23/19)  
 Min: 45 (vs Pitt, 3/2/16)

## KEY STATISTICS

POINTS	REBOUNDS	FT%	STEALS
15.0	4.7	.719	2.2
3RD ON TEAM	5TH ON TEAM	2ND ON TEAM 13TH IN ACC	3RD ON TEAM 9TH IN ACC

## SEASON


SEASON	CAREER
5..... Double-Figure Scoring.....	45
1..... 20-Point Games.....	8
0..... 30-Point Games.....	1
1..... Double-Doubles.....	2
1..... Double-Figure Rebounds.....	2

## 2019-20 GAME-BY-GAME STATISTICS

Date	Opponent	GS	MIN	FG-A	3P-A	FT-A	RB	PF	A	TO	ST	BL	PTS
11/5	@ Fordham	*	38	3-9	0-2	4-6	3-7-10	2	0	1	1	0	10
11/8	Loyola MD	*	33	9-15	0-1	6-7	3-3-6	2	4	1	2	1	19
11/11	Tennessee	*	36	5-13	3-7	5-6	1-1-2	3	2	2	4	0	18
11/14	Michigan St	*	35	0-2	0-1	4-6	2-0-2	5	1	1	1	0	4
11/20	Toledo	*	37	6-17	0-3	0-0	2-4-6	1	2	1	1	0	12
11/23	@ Michigan	*	33	9-14	5-8	4-6	0-2-2	3	1	1	4	0	27
11/28	vs FGCU												
11/29	vs South Dakota St												
11/30	vs USF												
12/4	Minnesota												
12/8	@ UConn												
12/11	DePaul												
12/29	Clemson												
1/2	@ Pittsburgh												
1/5	@ Syracuse												
1/9	Boston College												
1/12	NC State												
1/16	@ Duke												
1/19	Miami												
1/26	@ Virginia												
1/30	Louisville												
2/2	@ Georgia Tech												
2/6	@ Wake Forest												
2/9	Pittsburgh												
2/13	@ Boston College												
2/16	@ Louisville												
2/20	Virginia Tech												
2/23	Syracuse												
2/27	UNC												
3/1	@ Florida St												

## WALKER'S OVERALL CAREER STATISTICS

SEASON	TEAM	GP-GS	MIN/AVG	FG-FGA	FG%	3FG-FGA	3FG%	FT-FTA	FT%	OFF	DEF	TOT	AVG	PF-FO	AST	TO	BLK	STL	PTS	AVG
2015-16	UNC	32-31	1194/37.3	160-428	.374	48-180	.267	78-96	.813	31	86	117	3.7	66-0	79	91	2	35	446	13.9
2016-17	UNC	21-20	684/32.6	91-238	.382	39-115	.339	40-55	.727	24	54	78	3.7	48-1	42	45	1	24	261	12.4
2018-19	UNC	4-0	39/9.7	2-7	.286	1-1	1.000	5-6	.833	2	2	4	1.0	4-0	2	2	0	0	10	2.5
2019-20	ND	6-6	215/35.9	29-69	.420	9-25	.360	23-32	.719	10	18	28	4.7	16-1	10	7	1	13	90	15.0
<b>TOTAL FOR ND</b>	<b>6-6</b>	<b>215/35.9</b>	<b>29-69</b>	<b>.420</b>	<b>9-25</b>	<b>.360</b>	<b>23-32</b>	<b>.719</b>	<b>10</b>	<b>18</b>	<b>28</b>	<b>4.7</b>	<b>16-1</b>	<b>10</b>	<b>7</b>	<b>1</b>	<b>13</b>	<b>90</b>	<b>15.0</b>	
<b>TOTAL</b>	<b>63-57</b>	<b>2132/33.8</b>	<b>282-742</b>	<b>.380</b>	<b>97-321</b>	<b>.302</b>	<b>146-189</b>	<b>.772</b>	<b>67</b>	<b>160</b>	<b>227</b>	<b>3.6</b>	<b>134-2</b>	<b>133</b>	<b>145</b>	<b>4</b>	<b>72</b>	<b>807</b>	<b>12.8</b>	



# MIKKY VAUGHN 30

6-3 // JUNIOR // CENTER

PHILADELPHIA, PENNSYLVANIA

PAUL VI / FRIENDS' CENTRAL

## SEASON BESTS

Pts: 8 (at Fordham, 11/5/19)  
Rebs: 9 (at Fordham, 11/5/19)  
FGM: 3 (at Fordham, 11/5/19)  
FGA: 6 (at Fordham, 11/5/19)  
3FGM:  
3FGA:  
FTM: 2 (at Fordham, 11/5/19)  
FTA: 3 (at Fordham, 11/5/19)  
Ast: 4 (at Fordham, 11/5/19)  
Blk:  
Stl: 1 (at Fordham, 11/5/19)  
Min: 20 (at Fordham, 11/5/19)

## CAREER BESTS

Pts: 12 (vs Harvard, 11/9/18)  
Rebs: 11 (vs BCU, 3/23/19)  
FGM: 6 (vs Harvard, 11/9/18)  
FGA: 9 (vs Mount, 11/11/17)  
3FGM:  
3FGA:  
FTM: 4 (vs Binghamton, 12/16/18)  
FTA: 4, 3x (last vs Wake Forest, 1/13/19)  
Ast: 4 (at Fordham, 11/5/19)  
Blk: 4, 2x (last vs Wake Forest, 1/13/19)  
Stl: 2, 2x (last vs Penn, 11/12/18)  
Min: 24 (vs Binghamton, 12/16/18)

## UPDATE

• Made her first career start for the Irish in the season opener at Fordham. Vaughn was closing in on a double-double with eight points and nine boards in 20 minutes of action before being sidelined with a right knee injury. Vaughn also set a career high in assists with four.

• MRI results confirmed an ACL sprain in her right knee - opposite knee of what she tore in her freshman season. Continues to rehab in hopes of a return this season.

## SEASON

0 ..... Double-Figure Scoring.....3  
0 ..... Double-Figure Rebounds.....1


## CAREER

## 2019-20 GAME-BY-GAME STATISTICS

Date	Opponent	GS	MIN	FG-A	3P-A	FT-A	RB	PF	A	TO	ST	BL	PTS
11/5	@ Fordham	*	20	3-6	0-0	2-3	2-7-9	0	4	3	1	0	8
11/8	Loyola MD		DNP										
11/11	Tennessee		DNP										
11/14	Michigan St		DNP										
11/20	Toledo		DNP										
11/23	@ Michigan		DNP										
11/28	vs FGCU												
11/29	vs South Dakota St												
11/30	vs USF												
12/4	Minnesota												
12/8	@ UConn												
12/11	DePaul												
12/29	Clemson												
1/2	@ Pittsburgh												
1/5	@ Syracuse												
1/9	Boston College												
1/12	NC State												
1/16	@ Duke												
1/19	Miami												
1/26	@ Virginia												
1/30	Louisville												
2/2	@ Georgia Tech												
2/6	@ Wake Forest												
2/9	Pittsburgh												
2/13	@ Boston College												
2/16	@ Louisville												
2/20	Virginia Tech												
2/23	Syracuse												
2/27	UNC												
3/1	@ Florida St												

## VAUGHN'S OVERALL CAREER STATISTICS

SEASON	TEAM	GP-GS	MIN/AVG	FG-FGA	FG%	3FG-FGA	3FG%	FT-FTA	FT%	OFF	DEF	TOT	AVG	PF-FO	AST	TO	BLK	STL	PTS	AVG
2017-18	ND	6-0	79/13.2	23-37	.622	0-0	.000	2-6	.333	14	12	26	4.3	11-0	4	8	7	3	48	8.0
2018-19	ND	38-0	362/9.5	53-101	.525	0-0	.000	19-30	.633	41	49	90	2.4	48-1	7	25	24	10	125	3.3
2019-20	ND	1-1	20/20.3	3-6	.500	0-0	.000	2-3	.667	2	7	9	9.0	0-0	4	3	0	1	8	8.0
<b>TOTAL</b>		<b>45-1</b>	<b>462/10.3</b>	<b>79-144</b>	<b>.549</b>	<b>0-0</b>	<b>.000</b>	<b>23-39</b>	<b>.590</b>	<b>57</b>	<b>68</b>	<b>125</b>	<b>2.8</b>	<b>59-1</b>	<b>15</b>	<b>36</b>	<b>31</b>	<b>14</b>	<b>181</b>	<b>4.0</b>



# SAM BRUNELLE 33

6-2 // FRESHMAN // FORWARD

RUCKERSVILLE, VIRGINIA

WILLIAM MONROE

## UPDATE

- Started all 6 games, averaging 35.2 minutes - 5th most in the ACC.
- Became the first player to start her Irish career with six double-digit scoring performances - previous record was four.
- Brunelle helped spearhead the Irish to victory at No. 21 Michigan (11/23), recording a stretch in which she scored 9 of the team's next 11 points in the fourth quarter, totaling 12 for the game.
- Logged her first double-double of her career with 19 points and 13 rebounds against Toledo (11/20).
- Brunelle almost rallied the Irish back against the No. 16 Spartans (11/14), scoring 11 of her season high 19 points in the fourth quarter.
- Peoples and Brunelle became the first pair of freshmen starters for a season opener since Teresa Borton & Jacqueline Batteast started the 2001-02 season opener.
- Impressive debut for the freshman at Fordham, co-leading the Irish in scoring with 14 points, including a pair of threes and a 4-for-4 day from the line. It marked the first time a freshman lead the team in scoring in a season opener since Bri Turner shattered the program record for points in an opener with 29 in 2015.
- A 6-2 forward who doubles as Notre Dame's biggest threat from beyond the arc. Last spring, Brunelle won the three-point shooting contest at the McDonald's All-America game. Currently ranks 34th in the nation in three-point attempts with 39.
- Fun Fact: Can make a perfect cricket noise with her mouth.
- Fun Fact: Wants to go into broadcasting - will be hosting a segment in the Muffet McGraw Radio Show this year.

## High School

- Ranked No. 6 overall by espnW in Class of 2019, reaching as high as No. 1.
- Attended William Monroe High School.
- Two-time Naismith High School All-American (Second Team in 2019 / Third Team in 2018)
- 2019 McDonald's High School All-American
- 2018 Gatorade Virginia Player of the Year // 2018 USA Today Virginia Player of the Year // USA Today Second Team USA in 2018 // 2018 MaxPreps High School All-America Third Team // Three-time All-State selection
- Finished her prep career with 2,229 points and 1,272 rebounds.
- Injured for about half her senior year in 2018-19, but still averaged 17.6 ppg and 10.3 rpg. William Monroe went on to win its first regional championship since 1987, when her mother, Katie, was on the team.
- As a junior, she started all 25 games and averaged 30.0 points, 15.6 rebounds and 3.5 assists per game. Guided William Monroe to its first playoff appearance since 1988 (reaching state quarterfinals with a 23-2 record), posting a trio of 40-point games along the way.

## Team USA

- Member of the U16, U17, U18 USA national basketball teams.
- Three-time gold medalist with Team USA and winner of one bronze.

## SEASON BESTS

Pts: 19, 2x (last vs Toledo, 11/20/19)  
 Rebs: 13 (vs Toledo, 11/20/19)  
 FGM: 7 (vs Michigan St, 11/14/19)  
 FGA: 18 (vs Tennessee, 11/11/19)  
 3FGM: 2, 3x (last vs Michigan St, 11/14/19)  
 3FGA: 11 (vs Tennessee, 11/11/19)  
 FTM: 6 (vs Toledo, 11/20/19)  
 FTA: 10 (vs Toledo, 11/20/19)  
 Ast: 3, 3x (last vs Michigan St, 11/14/19)  
 Blk: 3, 2x (last vs Toledo, 11/20/19)  
 Stl: 2, 2x (last vs Toledo, 11/20/19)  
 Min: 39 (at Michigan, 11/23/19)

## CAREER BESTS

Pts: 19, 2x (last vs Toledo, 11/20/19)  
 Rebs: 13 (vs Toledo, 11/20/19)  
 FGM: 7 (vs Michigan St, 11/14/19)  
 FGA: 18 (vs Tennessee, 11/11/19)  
 3FGM: 2, 3x (last vs Michigan St, 11/14/19)  
 3FGA: 11 (vs Tennessee, 11/11/19)  
 FTM: 6 (vs Toledo, 11/20/19)  
 FTA: 10 (vs Toledo, 11/20/19)  
 Ast: 3, 3x (last vs Michigan St, 11/14/19)  
 Blk: 3, 2x (last vs Toledo, 11/20/19)  
 Stl: 2, 2x (last vs Toledo, 11/20/19)  
 Min: 39 (at Michigan, 11/23/19)

## KEY STATISTICS

POINTS	REBOUNDS	BLOCKS	D-REB
15.3	7.0	1.7	5.2
CO-LEADS TEAM 14TH IN ACC	2ND ON TEAM	LEADS TEAM 7TH IN ACC	3RD ON TEAM 13TH IN ACC

## SEASON

	CAREER
6..... Double-Figure Scoring.....	6
1..... Double-Figure Rebounds.....	1
1..... Double-Doubles.....	1

## 2019-20 GAME-BY-GAME STATISTICS

Date	Opponent	GS	MIN	FG-A	3P-A	FT-A	RB	PF	A	TO	ST	BL	PTS
11/5	@ Fordham	*	33	4-12	2-6	4-4	2-3-5	3	3	5	2	0	14
11/8	Loyola MD	*	34	6-15	0-5	0-0	3-6-9	1	3	4	0	2	12
11/11	Tennessee	*	32	6-18	2-11	2-2	1-2-3	4	0	3	1	0	16
11/14	Michigan St	*	37	7-13	2-6	3-6	1-7-8	1	3	2	1	3	19
11/20	Toledo	*	37	6-12	1-6	6-10	3-10-13	2	0	2	2	3	19
11/23	@ Michigan	*	39	5-11	1-5	1-2	1-3-4	4	2	2	1	2	12
11/28	vs FGCU												
11/29	vs South Dakota St												
11/30	vs USF												
12/4	Minnesota												
12/8	@ UConn												
12/11	DePaul												
12/29	Clemson												
1/2	@ Pittsburgh												
1/5	@ Syracuse												
1/9	Boston College												
1/12	NC State												
1/16	@ Duke												
1/19	Miami												
1/26	@ Virginia												
1/30	Louisville												
2/2	@ Georgia Tech												
2/6	@ Wake Forest												
2/9	Pittsburgh												
2/13	@ Boston College												
2/16	@ Louisville												
2/20	Virginia Tech												
2/23	Syracuse												
2/27	UNC												
3/1	@ Florida St												

## BRUNELLE'S OVERALL CAREER STATISTICS

SEASON	TEAM	GP-GS	MIN/AVG	FG-FGA	FG%	3FG-FGA	3FG%	FT-FTA	FT%	OFF DEF	TOT AVG	PF-FO	AST TO	BLK	STL	PTS	AVG
2019-20	ND	6-6	211/35.2	34-81	.420	8-39	.205	16-24	.667	11 31	42 7.0	15-0	11 18	10	7	92	15.3
<b>TOTAL</b>		<b>6-6</b>	<b>211/35.2</b>	<b>34-81</b>	<b>.420</b>	<b>8-39</b>	<b>.205</b>	<b>16-24</b>	<b>.667</b>	<b>11 31</b>	<b>42 7.0</b>	<b>15-0</b>	<b>11 18</b>	<b>10</b>	<b>7</b>	<b>92</b>	<b>15.3</b>



# KATIE KEYES

# 40

5-11 // FRESHMAN // FORWARD

RIDGEWOOD, NEW JERSEY

RIDGEWOOD

#### SEASON BESTS

Pts:  
Rebs:  
FGM:  
FGA:  
3FGM:  
3FGA:  
FTM:  
FTA:  
Ast:  
Blk:  
Stl:  
Min: 1 (vs Loyola MD, 11/8/19)

#### CAREER BESTS

Pts:  
Rebs:  
FGM:  
FGA:  
3FGM:  
3FGA:  
FTM:  
FTA:  
Ast:  
Blk:  
Stl:  
Min: 1 (vs Loyola MD, 11/8/19)

#### UPDATE

- 1-of-3 walk-ons added to this year's team - 4 walk-ons in total.
- Made her Irish debut against Loyola MD in the final minute of action.
- Daughter of Karen & Kevin Keyes – Karen (Robinson) graduated the NDWBB program as the all-time leading scorer in 1991.
- Attended Ridgewood High School
- Lettered four years in basketball playing both guard and forward
- Was the runner-up in the State Sectional Championship in both her junior and senior year
- 2018 First Team All-League
- Lettered three years in track & field – ran the mile and two mile – League Champions
- Also lettered three years in cross country – All-County and All-State honors
- Favorite athlete is Jordan Spieth
- Majoring in Economics

#### 2019-20 GAME-BY-GAME STATISTICS

Date	Opponent	GS	MIN	FG-A	3P-A	FT-A	RB	PF	A	TO	ST	BL	PTS
11/5	@ Fordham		DNP										
11/8	Loyola MD		1	0-0	0-0	0-0	0	0	0	1	0	0	0
11/11	Tennessee		DNP										
11/14	Michigan St		DNP										
11/20	Toledo		DNP										
11/23	@ Michigan		DNP										
11/28	vs FGCU												
11/29	vs South Dakota St												
11/30	vs USF												
12/4	Minnesota												
12/8	@ UConn												
12/11	DePaul												
12/29	Clemson												
1/2	@ Pittsburgh												
1/5	@ Syracuse												
1/9	Boston College												
1/12	NC State												
1/16	@ Duke												
1/19	Miami												
1/26	@ Virginia												
1/30	Louisville												
2/2	@ Georgia Tech												
2/6	@ Wake Forest												
2/9	Pittsburgh												
2/13	@ Boston College												
2/16	@ Louisville												
2/20	Virginia Tech												
2/23	Syracuse												
2/27	UNC												
3/1	@ Florida St												

#### KEYES' OVERALL CAREER STATISTICS

SEASON	TEAM	GP-GS	MIN/AVG	FG-FGA	FG%	3FG-FGA	3FG%	FT-FTA	FT%	OFF	DEF	TOT	AVG	PF-FO	AST	TO	BLK	STL	PTS	AVG
2019-20	ND	1-0	1/1.5	0-0	.000	0-0	.000	0-0	.000	0	0	0	0.0	0-0	0	1	0	0	0	0.0
<b>TOTAL</b>		<b>1-0</b>	<b>1/1.5</b>	<b>0-0</b>	<b>.000</b>	<b>0-0</b>	<b>.000</b>	<b>0-0</b>	<b>.000</b>	<b>0</b>	<b>0</b>	<b>0</b>	<b>0.0</b>	<b>0-0</b>	<b>0</b>	<b>1</b>	<b>0</b>	<b>0</b>	<b>0</b>	<b>0.0</b>



## LAST TIME NOTRE DAME ...

## SCORING

Player scored 25 points	Destinee Walker (27) at Michigan, 11/23/19
Player scored 30 points	Arike Ogunbowale (31) vs Baylor, 4/7/19 (Tampa)
Player scored 35 points	Jessica Shepard (39) vs DePaul, 12/17/17
Player scored 40 points	Jewell Loyd (41) at DePaul, 12/10/14
Player came off bench and scored 20 points	Jackie Young (22), vs. Virginia, 3/3/19
Two players scored 20 points	Arike Ogunbowale (31) & Marina Mabrey (21), vs Baylor, 4/7/19 (Tampa)
Three players scored 20 points	Jessica Shepard (30), Jackie Young (21), Brianna Turner (20) vs Louisville, 3/10/19 (Greensboro, N.C.)
Three players scored 20 points/consecutive games	Arike Ogunbowale (30), Jessica Shepard (24), Marina Mabrey (23) vs CSUN, 3/16/18; Arike Ogunbowale (24), Jessica Shepard (25), Jackie Young (24) vs. Villanova, 3/18/18
Two players scored 25 points	Arike Ogunbowale (27) & Jessica Shepard (26) vs FSU, 2/10/19
Player scored 25 points/consecutive games	Arike Ogunbowale (27 vs. Georgia Tech, 2/11/18; 27 at Virginia, 2/15/18)
None in double figures	at Seton Hall, 2/8/04
One in double figures	Brianna Turner (25) vs. Duke, 1/26/17
Six in double figures	Arike Ogunbowale (13), Brianna Turner (14), Jessica Shepard (18), McKayla Vaughn (10), Marina Mabrey (21), Jackie Young (21) vs Binghamton, 12/16/18
Seven in double figures	See eight in double figures
Eight in double figures	Devereaux Peters (20), Natalie Achonwa (19), Kaila Turner (14), Natalie Novosel (13), Skylar Diggins (11), Brittany Mallory (11), Kayla McBride (11) and Markisha Wright (11) vs Pittsburgh, 1/17/12
ND scored 55 points/half	58 (2nd half) vs Stanford, 4/1/19 (Chicago)
ND scored 60 points/half	60 (1st half) vs Pitt, 1/3/19
ND scored 50 points in both halves	50 (1st) & 53 (2nd) vs. Harvard, 11/9/18
ND scored 100 points/game	103 vs Virginia, 3/3/19
ND scored 100 points/home game	See 100 points
ND scored 100 points/neutral site	100 vs. Duquesne, 12/1/13 (@ Toronto, Ontario)
ND scored 100 points/conference game	103 vs Virginia, 3/3/19
ND scored fewer than 15 points/half	11 (1st half) at West Virginia, 1/13/08
ND scored fewer than 20 points/half	17 (1st half) at Connecticut, 4/1/18
ND scored fewer than 50 points/game	44 at Connecticut, 3/8/10

## FIELD GOAL SHOOTING

Player made every shot from the field (min. 7)	Jessica Shepard (8-8) vs Binghamton, 12/16/18
ND shot 55 percent/consecutive games	56.7 (38-67) at Syracuse, 2/25/19; 55.1 (38-69) vs Virginia, 3/3/19, 58.0 (40-69) vs North Carolina, 3/8/19 (Greensboro, N.C.)
ND shot 60 percent/game	61.4 (35-57) vs Lehigh, 12/30/18
ND shot 65 percent/game	69.8 (37-53) vs WKU, 12/19/18
ND shot 70 percent/game	70.2 (40-57) at Mercer, 12/30/11
ND shot below 25 percent/game	24.5 (13-53) at West Virginia, 1/13/08
ND shot below 30 percent/game	29.7 (22-74) vs. Connecticut, 4/7/13 (@ New Orleans, La.)
ND shot below 35 percent/game	34.5 (20-58) vs. Toledo, 11/20/19
ND shot below 35 percent/game and won	34.5 (20-58) vs. Toledo, 11/20/19
ND shot 65 percent/half	69.2 (18-26) at Syracuse, 2/25/19
ND shot 70 percent/half	See 75
ND shot 75 percent or greater/half	.758 (22-29), 2nd half at Clemson, 1/31/19
ND shot below 25 percent/half	24.0 (6-25), 1st half at Miami, 1/8/15
ND shot below 30 percent/half	29.7 (11-37), 1st half vs Toledo, 11/20/19

## THREE-POINT SHOOTING

Player made 4 three-pointers/half	See 5/half
Player made 5 three-pointers/half	Marina Mabrey (1st half) vs Texas A&M, 3/24/18 (Spokane, Wash.)
Player made 5 three-pointers	Destinee Walker at Michigan, 11/23/19
Player made 6 three-pointers	Arike Ogunbowale vs Virginia, 3/3/19
Player made 7 three-pointers	Marina Mabrey vs Texas A&M, 3/24/18 (Spokane, Wash.)
Player made 8 three-pointers	Sheila McMillen vs. St. John's, 2/28/98 (@ Piscataway, N.J.)
Player attempted 10 three-pointers	Sam Brunelle (11) vs Tennessee, 11/11/19
ND made 10 three-pointers	13 vs Virginia, 3/3/19
ND did not make a three-pointer	vs. Saint Joseph's (Pa.), 12/21/14
ND attempted 20 three-pointers	25 vs Tennessee, 11/11/19
ND shot 60 percent 3FG (min. 5 att.)	66.7 (8-12) vs WKU, 12/19/18

## FREE-THROW SHOOTING

Player made 10 free-throws	Arike Ogunbowale (12) vs Louisville, 1/10/19
Player made 15 free-throws	Jewell Loyd (15) at DePaul, 12/10/14
Player attempted 15 free-throws	Brianna Turner (16) at North Carolina, 1/15/15
Player made 10 for 10 or better	12-12 by Arike Ogunbowale vs Louisville, 1/10/19
ND shot 90 percent (min. 10 att.)	93.8 (15-16) vs Stanford, 4/1/19 (Chicago)
ND shot below 50 percent (min. 10 att.)	46.7 (7-15) at Georgia Tech, 1/6/19
ND made 30 free-throws	31 (attempted 46) vs. UCLA, 11/28/15 (@ Freeport, Bahamas)
ND made fewer than five FTs	4 (attempted 7) vs. Wake Forest, 1/5/17
ND attempted 40 free-throws	46 (made 31) vs. UCLA, 11/28/15 (@ Freeport, Bahamas)
ND attempted fewer than five FTs	2 (made 2) at Connecticut, 3/8/10

## REBOUNDS

Player had 15 rebounds	
Player had 20 rebounds	
Two players had double-figure rebounds	
Three players had double-figure rebounds	
ND had 50 rebounds	
ND had 25 offensive rebounds	
ND had 30 offensive rebounds	

Brianna Turner (15) vs UConn, 4/5/19 (Tampa)
Natalie Achonwa (20) vs. South Florida, 3/10/13 (@ Hartford, Conn.)
Brianna Turner (12) & Jessica Shepard (10), vs Baylor, 4/7/19 (Tampa)
Jessica Shepard (12), Kathryn Westbeld (10), and Jackie Young (10) vs Marquette, 12/20/17
50 vs Loyola Maryland, 11/8/19
25 vs Iowa, 11/29/18
30 vs Longwood, 12/28/11

## DOUBLE-DOUBLES

Points & rebounds/3 consecutive games	
Points & rebounds/4 consecutive games	

See 4
Jessica Shepard (24/14) vs Texas A&M, 3/30/19; (11/14) vs Stanford, 4/1/19; (20/13) vs UConn, 4/5/19; (11/10) vs Baylor, 4/7/19
Jessica Shepard (17/10) vs Florida State, 3/3/18; (23/10) vs Louisville, 3/4/18; (24/10) vs CSUN, 3/16/18; (25/10) vs Villanova, 3/18/18; (13/10) vs Texas A&M, 3/24/18 (Spokane, Wash.)
Marina Mabrey (12/12) vs UConn, 4/5/19 (Tampa)

Points & rebounds/5 consecutive games	
---------------------------------------	--

Points & assists	
Rebounds & assists	
Points & assists/consecutive games	
Two players had double-doubles	

Lindsay Allen (11/10) vs. Virginia 1/29/17
Niele Ivey (12/10) at Valparaiso, 11/17/00; (14/11) vs. Arizona, 11/20/00
Jessica Shepard (11p/10r) & Brianna Turner (12p/12r) vs Baylor, 4/7/19 (Tampa)
Jessica Shepard (20p/13r), Brianna Turner (15p/15r), Marina Mabrey (12p/12a), vs UConn, 4/5/19 (Tampa)
Jessica Shepard (20p/13r) vs UConn, 4/5/19 (Tampa)
Jessica Shepard vs Louisville, 3/10/19 (Greensboro, N.C.)
Jewell Loyd (41/12) vs DePaul, 12/10/14
Brianna Turner (15p/15r) vs UConn, 4/5/19 (Tampa)
Natalie Achonwa (20/20) vs. South Florida, 3/10/13 (@ Hartford, Conn.)

## TRIPLE DOUBLES (8 in school history)

Jackie Young (22p/10r/11a) vs Virginia, 3/3/19
Jackie Young (16p/12r/10a) at Tennessee, 1/24/19
Lindsay Allen (11p/11r/12a) at Chattanooga, 12/27/16
Marina Mabrey (18p/10a/12s) at Valparaiso, 11/23/15
Skylar Diggins (17p/10r/10a) at DePaul, 2/24/13
Skylar Diggins (22p/10r/11a) vs. Maryland, 3/27/12 (@ Raleigh, N.C.)
Sara Liebscher (17p/12r/10a) vs. Detroit, 2/15/90
Mary Gavin (11p/14a/10s) vs. Marquette, 1/31/87

## ASSISTS

Player had 10 assists	
Player had 10 assists/consecutive games	
Player had 15 assists	
ND had 30 assists	
ND had fewer than 10 assists	
ND had fewer than 5 assists	

Marina Mabrey (12), vs UConn, 4/5/19 (Tampa)
Jackie Young - 12 at Syracuse, 2/25/19; 11 vs Virginia, 3/3/19
Mary Gavin (17) at Marquette, 2/28/87
30 at Georgia Tech, 1/6/19
8 vs Toledo, 11/20/19
3 vs. Villanova, 3/8/09 (@ Hartford, Conn.)

## BLOCKED SHOTS

Player blocked 5 shots	
Player blocked 6 shots	
Player blocked 7 shots	
Player blocked 10 shots	
ND blocked 10 shots	
ND blocked 15 shots	
ND blocked 0 shots	

Brianna Turner (5) vs UConn, 4/5/19
Jessica Shepard (6) at Penn, 12/9/17
Brianna Turner (7) vs. Boston College, 2/23/17
Amanda Barksdale (11) vs. Boston College, 2/10/02
12 vs WKU, 12/19/18
16 vs. Boston College, 2/10/02
vs. Boston College, 1/14/18

## STEALS

Player had 5 steals	
Player had 10 steals	
ND had 20 steals	

Marta Sniezek (5) at Michigan, 11/23/19
Marina Mabrey (12) at Valparaiso, 11/23/15
21 vs. Saint Francis (Pa.), 12/31/12

## TURNOVERS

ND committed 25 or more	
ND committed 25 or more and won	
ND committed 30 or more	
ND committed 10 or fewer	
ND committed 10 or fewer/consecutive games	
ND committed 5 or fewer	

25 at DePaul, 11/17/18
See 25 or more
30 at West Virginia, 2/22/11
10 vs Baylor, 4/7/19 (Tampa)
9 vs Texas A&M, 3/30/19 (Chicago); 7 vs Stanford, 4/1/19 (Chicago); 9 vs UConn, 4/5/19 (Tampa); 10 vs Baylor, 4/7/19 (Tampa)
5 vs. Louisville, 3/4/17 (@ Conway, S.C.)



## MISCELLANEOUS

Led team in points/rebounds/assists  
Hit "final minute" game-winning shot  
Four-point play  
Made shot from midcourt or beyond  
Played every minute  
Played more than 40 minutes  
ND rallied from 10-point deficit to win  
ND rallied from 15-point deficit to win  
ND rallied from 20-point deficit to win  
ND scored 20 straight points  
ND scored 25 straight points  
ND scored 30 straight points

Jackie Young (18p/13r/5a) vs Syracuse, 3/9/19  
Arike Ogunbowale (OT - 0:01), vs UConn, 3/30/18 (Columbus, Ohio);  
Arike Ogunbowale (4Q - 0:01), vs Mississippi State, 4/1/18 (Columbus, Ohio).  
Madison Cable (9:52, 2nd half) vs. Wake Forest, 2/1/15  
Arike Ogunbowale (50 feet at 0:00, 2nd half) vs. Louisville, 3/4/18  
Jessica Shepard & Arike Ogunbowale vs Baylor, 4/7/19 (Tampa)  
Marina Mabrey & Arike Ogunbowale vs UConn in OT (45 min), 3/30/18 (Columbus, Ohio)  
Trailed Michigan, 33-22 (6:25 - 2nd), won 76-72, 11/23/19  
Trailed Mississippi State, 40-25 (6:41, 3rd), won 61-58, 4/1/18 (Columbus, Ohio)  
Trailed vs Tennessee, 37-14 (7:03 - 2nd); won 84-70, 1/18/18  
22-0 run vs. Duke, 2/21/19  
25-0 run vs. Bethune-Cookman, 3/23/19  
36-0 run vs. Southeast Missouri State, 1/2/11

## OVERTIME

ND played an OT game  
ND played multiple overtimes  
ND won an OT game  
ND won an OT game at home  
ND won an OT game on the road  
ND lost an OT game

vs UConn (W, 91-89), 3/30/18 (Columbus, Ohio)  
vs. Connecticut (W, 96-87, 3ot), 3/4/13  
vs UConn (W, 91-89), 3/30/18 (Columbus, Ohio)  
See played an OT game  
vs UConn (W, 91-89), 3/30/18 (Columbus, Ohio)  
vs. UCLA (L, 86-83, 2ot), 11/18/10

## RANKINGS

Played the No. 1 team in the AP poll  
Played the No. 1 team in the WBCA/USA Today poll  
Defeated top-5 opponent  
Defeated top-10 opponent  
Defeated top-10 opponent at home  
Defeated top-10 opponent on the road  
Defeated top-10 opponent by double digits

vs Baylor (L, 82-81), 4/7/19 (Tampa)  
vs Baylor (L, 82-81), 4/7/19 (Tampa)  
vs #3 Louisville (W, 99-79), 3/10/19 (Greensboro, N.C.)  
vs #6 Stanford (W, 84-68), 4/1/19 (Chicago, Ill.)  
#2 Louisville (W, 82-68), 1/10/19  
#10 NC State (W, 95-72), 2/18/19  
s #6 Stanford (W, 84-68), 4/1/19 (Chicago, Ill.)

## SCORING MARGINS

ND won by 40-plus points  
ND won by 50-plus points  
ND won by 60-plus points  
ND won by 70-plus points  
ND lost by 10-19 points  
ND lost by 10-19 at home  
ND lost by 10-19 points on the road  
ND lost by 10-19 points at a neutral site  
ND lost by 20-29 points  
ND lost by 20-29 points at home  
ND lost by 20-29 points on the road  
ND lost by 30-plus points

42 --- ND 92, Bethune-Cookman 50, 3/23/19  
50 --- ND 97, Boston College 47, 2/13/19  
60 --- at ND 114, Valparaiso 54, 12/4/16  
75 --- at ND 104, Holy Cross 29, 11/23/14  
11 --- Tennessee 74, ND 63, 11/11/19  
11 --- Tennessee 74, ND 63, 11/11/19  
10 --- at Connecticut 91, ND 81, 12/5/15  
10 --- Connecticut 63, ND 53, 4/7/15 (@ Tampa, Fla.)  
21 --- Connecticut 79, ND 58, 4/8/14 (@ Nashville, Tenn.)  
25 --- Connecticut 76, at ND 51, 3/11/10  
21 --- at Connecticut 78, ND 57, 2/19/11  
33 --- at Louisville 100, ND 67, 1/11/18

## LAST TIME OPPONENT ...

## SCORING

Player scored 25 points  
Player scored 30 points  
Player scored 35 points  
Two players scored 20 points  
Three players scored 20 points  
Two players scored 25 points  
None in double figures  
Five in double figures  
Six in double figures  
Scored 50 points/half  
Scored 55 points/half  
Scored 60 points/half  
Scored 100 points/game  
Scored 100 points/non-conference game  
Scored fewer than 15 points/half  
Scored fewer than 20 points/half  
Scored fewer than 40 points/game

Nia Clouden (28), Michigan State, 11/14/19  
Rennia Davis (33), Tennessee, 11/11/19  
Chennedy Carter (35), Texas A&M, 3/30/19 (Chicago)  
Chloe Jackson (26) & Kalani Brown (20), Baylor, 4/7/19 (Tampa)  
Channon Fluker (25), Destiny Brooks (24) and Tessa Boagni (23), CSUN, 3/16/18  
Brittney Griner (32) and Odyssey Sims (25) at Baylor, 11/20/11 vs Pitt, 1/3/19  
Gabby Williams (12), Napheesa Collier (24), Kia Nurse (10), Katie Lou Samuelson (16) and Azura Stevens (19), vs UConn, 3/30/18 (Columbus, Ohio)  
Erika Davenport (19), Danielle King (12), Natisha Hiedeman (12), Allazia Blockton (20), Amani Wilborn (10), Isabelle Spingola (12), Marquette, 12/20/17  
50 (1st half), vs Oregon State, 11/24/18  
56 (1st half), at Louisville, 1/11/18  
63 (2nd half), Northwestern State, 3/24/95 (@ Amarillo, Texas)  
100, at Louisville, 1/11/18  
103, Northwestern State, 3/24/95 (@ Amarillo, Texas)  
13 (1st half), Georgia Tech, 2/3/19  
18 (2nd half), Toledo, 11/20/19  
37, vs Clemson, 1/21/18

## FIELD GOAL SHOOTING

Shot 55 percent/game  
Shot 60 percent/game  
Shot below 20 percent/game  
Shot below 25 percent/game  
Shot below 30 percent/game  
Shot 55 percent/half  
Shot 60 percent/half  
Shot 65 percent/half  
Shot 70 percent/half  
Shot below 20 percent/half  
Shot below 25 percent/half

56.9 (29-51), vs Tennessee, 1/18/18  
65.1 (41-63), at Louisville, 1/11/18  
18.6 (11-59), Holy Cross, 11/23/14  
24.1 (14-58), at Georgia Tech, 1/2/17  
28.6 (18-63), Wake Forest, 1/13/19  
58.8 (20-34), 1st half, vs Oregon, 3/26/18 (Spokane, Wash.)  
62.5 (20-32), 1st half vs Baylor, 4/7/19 (Tampa)  
68.2 (15-22), 2nd half by Texas A&M, 4/5/11 (@ Indianapolis, Ind.)  
71.8 (23-32), 1st half at Louisville, 1/11/18  
14.7 (5-34), 1st half vs Georgia Tech, 2/3/19  
21.2 (7-33), 2nd half, at Michigan, 11/23/19

## THREE-POINT SHOOTING

Player made 5 three-pointers  
Player made 6 three-pointers  
Player made 7 or more three-pointers  
Player attempted 10 three-pointers  
Made 10 three-pointers  
Did not make a three-pointer  
Attempted 30 three-pointers  
Shot 50 percent 3FG (min. 5 att.)  
Shot 60 percent 3FG (min. 5 att.)

Rennia Davis (5), Tennessee, 11/11/19  
See 7  
Chennedy Carter (7), Texas A&M, 3/30/19 (Chicago)  
Bre Cavanaugh (2-12), Fordham, 11/5/19  
Duke, 2/16/15  
38, Fordham, 11/5/19  
50.0 (10-20) vs Duke, 2/21/19  
64.7 (11-17) at Louisville, 1/11/18

## FREE-THROW SHOOTING

Player made 10 free-throws  
Player made 15 free-throws  
Player attempted 15 free-throws  
Player made 10 for 10 or better  
Shot 90 percent (min. 10 att.)  
Shot below 50 percent (min. 10 att.)  
Made 30 free-throws  
Made 5 or fewer FTs  
Attempted 40 free-throws  
Attempted fewer than five FTs

Asia Durr (10), Louisville, 1/10/19  
Nok Duany (15) at Georgetown, 2/23/02  
Brittany Hrynok (16) at DePaul, 12/10/14  
Allisha Gray (10-10) at North Carolina, 1/15/15  
90.9 (10-11), at N.C. State, 2/18/19  
50.0 (6-12), Loyola Maryland, 11/8/19  
32 (attempted 37), Illinois, 11/24/98  
4 (attempted 5), Toledo, 11/20/19  
45 (made 28), at South Florida, 1/13/07  
5 (made 4), Toledo, 11/20/19

## REBOUNDS

Player had 15 rebounds  
Player had 20 rebounds  
Two players had double-figure rebounds  
Three players had double-figure rebounds  
Had 50 rebounds  
Out-rebounded ND by 10 or more

Naz Hillmon (16) at Michigan, 11/23/19  
Wendy Scholtens (20) at Vanderbilt, 1/8/89  
Naz Hillmon (16) & Kayla Robbins (12) at Michigan, 11/23/19  
Aurora Adams (16), Brenda McCunn (11) and Paula Langseth (10), Hawaii, 3/22/81 (@ Anchorage, Alaska)  
53, at Michigan, 11/23/19  
29, at Michigan, 11/23/19

## DOUBLE-DOUBLES

Points & assists  
Points & steals  
Two players had double-doubles  
Three players had double-doubles

Paris Kea (30p/10a) at North Carolina, 1/27/19  
Alexis Jones (16/10) at Duke, 2/2/14  
Naz Hillmon (17p/16r) & Kayla Robbins (11p/12r) at Michigan, 11/23/19  
Mary Raese (24p/10r), Mary Westerwelle (11p/10r) and Netra McGrew (10p/10a), Idaho, 3/21/86 (@ Amarillo, Texas)  
Naz Hillmon (17p/16r) at Michigan, 11/23/19  
Kalani Brown (20/13), Baylor, 4/7/19 (Tampa)  
Wendy Scholtens (29/20) at Vanderbilt, 1/8/89  
Myisha Hines-Allen (31/12) at Louisville, 1/11/18

## TRIPLE-DOUBLES

Points, rebounds, assists  
Points, rebounds, steals

Liad Suez-Karni (14p/10r/10a), Villanova, 2/7/06  
Diana Vines (23p/11r/12s) at DePaul, 1/24/89

## ASSISTS

Player had 10 assists  
Player had 15 assists  
Had 25 assists  
Had 30 assists  
Had fewer than 10 assists  
Had 5 or fewer assists

Paris Kea (10), at North Carolina, 1/27/19  
Veronica Pettry (16) at Loyola-Chicago, 2/18/89  
25, at Louisville, 1/11/18  
30 at Loyola-Chicago, 2/18/89  
9, vs Mississippi State, 4/1/18 (Columbus, Ohio)  
5, vs ETSU, 11/24/17 (@ Estero, Fla.)

## BLOCKED SHOTS

Player blocked 5 shots  
Blocked 10 shots  
Blocked 15 shots  
Blocked 0 shots

Jassany Williams (9) at Miami, 1/8/15  
12, Tennessee, 11/11/19  
16 at Connecticut, 1/27/07  
Binghamton, 12/16/18





**STEALS**

Player had 5 steals	J'Kyra Brown, Virginia, 1/29/17
Player had 6 steals	see player had seven steals
Player had 7 steals	Kala Green, North Carolina A&T, 3/19/16
Player had 10 steals	Alexis Jones at Duke, 2/2/14
Had 15 steals	16 at Duke, 2/2/14
Had 20 steals	24, Georgetown, 1/29/00

**TURNOVERS**

Player committed 10 turnovers	Samantha Logic (11) at Iowa, 3/26/13
Committed 20 turnovers or more and won	20, Michigan State, 11/14/19
Committed 25 turnovers or more	28, vs Tennessee, 11/11/19
Committed 30 turnovers or more	31 vs. Valparaiso, 12/4/16
Committed 35 turnovers or more	35, Connecticut, 3/4/13
Committed 40 turnovers or more	46, Akron, 11/11/11
Committed 10 turnovers or fewer	8, Baylor, 4/7/19 (Tampa)
Committed 5 turnovers or fewer	5, Oregon, 3/26/18 (Spokane, Wash.)

**MISCELLANEOUS**

Led team in points/rebounds/assists	Nicki Ekhomu (26p/8r/6a), Florida State, 2/10/19
Four-point play	Tori Jankoska (2:44, 1st quarter) at Michigan State, 12/20/16
Hit "final minute" game-winning shot	Chloe Jackson (0:05 left), Baylor, 4/7/19 (Tampa)
Played every minute	Amy Dilk at Michigan, 11/23/19
Played more than 40 minutes	Kia Nurse (45) & Katie Lou Samuelson (45), UConn, 3/30/18 (Columbus, Ohio)
Rallied from 10-point deficit to win	at UConn, 12/3/17 (ND led by 12, 42-30, 1:15 left in 2nd quarter. UConn won, 80-71)
Led ND by 10 or more at halftime	12 vs Baylor (43-31), 4/7/19 (Tampa)
Led ND by 15 or more at halftime	28 at Louisville (56-28), 1/11/18
Led ND by 25 or more points	44 at Louisville (92-48 at 7:32 in 4Q), 1/11/18



**NOTRE DAME HIGHS**

**OPPONENT HIGHS**



**2019-20 Notre Dame Women's Basketball  
Team High/Low Analysis  
All games**



**2019-20 Notre Dame Women's Basketball  
Team High/Low Analysis  
All games**

**Notre Dame - Game Highs**

<b>POINTS</b>	84	Loyola Maryland (11/08/2019) at Michigan (11/23/2019)
	76	Michigan St. (11/14/2019)
	69	Tennessee (11/11/2019)
	63	at Fordham (11/05/2019)
<b>FIELD GOALS MADE</b>	33	Loyola Maryland (11/08/2019) at Michigan (11/23/2019)
<b>FIELD GOAL ATTEMPTS</b>	70	Tennessee (11/11/2019)
	68	Loyola Maryland (11/08/2019)
<b>FIELD GOAL PERCENTAGE</b>	.500 (28-56)	at Michigan (11/23/2019)
	.485 (33-68)	Loyola Maryland (11/08/2019)
<b>3 PT FG MADE</b>	7	Tennessee (11/11/2019) at Michigan (11/23/2019)
<b>3 PT FG ATTEMPTS</b>	25	Tennessee (11/11/2019) at Michigan (11/23/2019)
<b>3 PT FG PERCENTAGE</b>	.375 (3-8)	Michigan St. (11/14/2019) at Michigan (11/23/2019)
	.316 (6-19)	at Fordham (11/05/2019) Michigan St. (11/14/2019)
<b>FREE THROWS MADE</b>	20	at Fordham (11/05/2019)
	18	Michigan St. (11/14/2019)
<b>FREE THROW ATTEMPTS</b>	33	at Fordham (11/05/2019) Michigan St. (11/14/2019)
	31	Michigan St. (11/14/2019)
<b>FREE THROW PERCENTAGE</b>	.708 (17-24)	Loyola Maryland (11/08/2019)
	.706 (12-17)	Tennessee (11/11/2019)
<b>REBOUNDS</b>	50	Loyola Maryland (11/08/2019) at Fordham (11/05/2019)
	42	at Fordham (11/05/2019)
<b>ASSISTS</b>	19	Loyola Maryland (11/08/2019) at Michigan (11/23/2019)
	14	at Michigan (11/23/2019) at Fordham (11/05/2019)
<b>STEALS</b>	17	at Michigan (11/23/2019)
	13	Tennessee (11/11/2019)
<b>BLOCKED SHOTS</b>	8	Michigan St. (11/14/2019)
	7	Loyola Maryland (11/08/2019)
<b>TURNOVERS</b>	21	at Fordham (11/05/2019)
	19	Loyola Maryland (11/08/2019)
<b>FOULS</b>	26	at Michigan (11/23/2019)
	22	Tennessee (11/11/2019)

**Opponent - Game Highs**

<b>POINTS</b>	74	Tennessee (11/11/2019)
	72	at Michigan (11/23/2019)
	72	Michigan St. (11/14/2019)
	60	Loyola Maryland (11/08/2019) at Fordham (11/05/2019)
	55	at Fordham (11/05/2019)
<b>FIELD GOALS MADE</b>	25	Michigan St. (11/14/2019)
	25	Tennessee (11/11/2019)
<b>FIELD GOAL ATTEMPTS</b>	76	Loyola Maryland (11/08/2019) at Fordham (11/05/2019)
	72	at Fordham (11/05/2019)
<b>FIELD GOAL PERCENTAGE</b>	.472 (25-53)	Tennessee (11/11/2019)
	.403 (25-62)	Michigan St. (11/14/2019)
<b>3 PT FG MADE</b>	8	Michigan St. (11/14/2019)
	8	Tennessee (11/11/2019) at Fordham (11/05/2019)
	8	at Fordham (11/05/2019)
<b>3 PT FG ATTEMPTS</b>	38	at Fordham (11/05/2019)
	25	Toledo (11/20/2019)
<b>3 PT FG PERCENTAGE</b>	.421 (8-19)	Tennessee (11/11/2019)
	.348 (8-23)	Michigan St. (11/14/2019)
<b>FREE THROWS MADE</b>	21	at Michigan (11/23/2019)
	16	Tennessee (11/11/2019)
<b>FREE THROW ATTEMPTS</b>	36	at Michigan (11/23/2019)
	25	Tennessee (11/11/2019)
<b>FREE THROW PERCENTAGE</b>	.875 (14-16)	Michigan St. (11/14/2019)
	.800 (4-5)	Toledo (11/20/2019)
<b>REBOUNDS</b>	55	Tennessee (11/11/2019)
	53	at Michigan (11/23/2019)
<b>ASSISTS</b>	18	Tennessee (11/11/2019)
	15	Loyola Maryland (11/08/2019)
<b>STEALS</b>	12	Michigan St. (11/14/2019)
	12	Loyola Maryland (11/08/2019)
<b>BLOCKED SHOTS</b>	12	Tennessee (11/11/2019)
	4	at Michigan (11/23/2019)
	4	Michigan St. (11/14/2019)
<b>TURNOVERS</b>	28	Tennessee (11/11/2019)
	24	at Michigan (11/23/2019)
<b>FOULS</b>	27	Michigan St. (11/14/2019)

**NOTRE DAME LOWS**

**OPPONENT LOWS**



**2019-20 Notre Dame Women's Basketball  
Team High/Low Analysis  
All games**



**2019-20 Notre Dame Women's Basketball  
Team High/Low Analysis  
All games**

**Notre Dame - Game Lows**

<b>POINTS</b>	54	Toledo (11/20/2019) at Fordham (11/05/2019)
	60	Tennessee (11/11/2019)
	63	Michigan St. (11/14/2019)
	69	at Michigan (11/23/2019)
	76	at Michigan (11/23/2019)
<b>FIELD GOALS MADE</b>	19	at Fordham (11/05/2019)
	20	Toledo (11/20/2019)
<b>FIELD GOAL ATTEMPTS</b>	50	Michigan St. (11/14/2019) at Fordham (11/05/2019)
	52	at Fordham (11/05/2019)
<b>FIELD GOAL PERCENTAGE</b>	.314 (22-70)	Tennessee (11/11/2019)
	.345 (20-58)	Toledo (11/20/2019)
<b>3 PT FG MADE</b>	1	Toledo (11/20/2019)
	1	Loyola Maryland (11/08/2019)
<b>3 PT FG ATTEMPTS</b>	8	Michigan St. (11/14/2019)
	10	Toledo (11/20/2019)
	10	at Fordham (11/05/2019)
<b>3 PT FG PERCENTAGE</b>	.083 (1-12)	Loyola Maryland (11/08/2019)
	.100 (1-10)	Toledo (11/20/2019)
<b>FREE THROWS MADE</b>	12	Tennessee (11/11/2019)
	13	Toledo (11/20/2019)
<b>FREE THROW ATTEMPTS</b>	17	Tennessee (11/11/2019)
	20	at Michigan (11/23/2019)
<b>FREE THROW PERCENTAGE</b>	.581 (18-31)	Michigan St. (11/14/2019) at Fordham (11/05/2019)
	.606 (20-33)	at Fordham (11/05/2019)
<b>REBOUNDS</b>	24	at Michigan (11/23/2019)
	28	Tennessee (11/11/2019)
<b>ASSISTS</b>	8	Toledo (11/20/2019)
	11	Tennessee (11/11/2019)
<b>STEALS</b>	7	Michigan St. (11/14/2019)
	8	Loyola Maryland (11/08/2019)
<b>BLOCKED SHOTS</b>	1	Tennessee (11/11/2019)
	2	at Fordham (11/05/2019)
<b>TURNOVERS</b>	12	Tennessee (11/11/2019)
	14	Toledo (11/20/2019)
<b>FOULS</b>	9	at Fordham (11/05/2019)
	13	Toledo (11/20/2019)

**Opponent - Game Lows**

<b>POINTS</b>	51	Toledo (11/20/2019)
	55	at Fordham (11/05/2019)
	60	Loyola Maryland (11/08/2019)
	72	at Michigan (11/23/2019)
	72	Michigan St. (11/14/2019)
<b>FIELD GOALS MADE</b>	21	Toledo (11/20/2019)
	22	at Michigan (11/23/2019)
<b>FIELD GOAL ATTEMPTS</b>	53	Tennessee (11/11/2019)
	61	Toledo (11/20/2019)
<b>FIELD GOAL PERCENTAGE</b>	.316 (24-76)	Loyola Maryland (11/08/2019)
	.319 (23-72)	at Fordham (11/05/2019)
<b>3 PT FG MADE</b>	5	Toledo (11/20/2019)
	6	Loyola Maryland (11/08/2019)
<b>3 PT FG ATTEMPTS</b>	19	Tennessee (11/11/2019)
	21	at Michigan (11/23/2019)
<b>3 PT FG PERCENTAGE</b>	.200 (5-25)	Toledo (11/20/2019)
	.211 (8-38)	at Fordham (11/05/2019)
<b>FREE THROWS MADE</b>	1	at Fordham (11/05/2019)
	4	Toledo (11/20/2019)
<b>FREE THROW ATTEMPTS</b>	2	at Fordham (11/05/2019)
	5	Toledo (11/20/2019)
<b>FREE THROW PERCENTAGE</b>	.500 (6-12)	Loyola Maryland (11/08/2019)
	.500 (1-2)	at Fordham (11/05/2019)
<b>REBOUNDS</b>	39	Michigan St. (11/14/2019)
	41	Loyola Maryland (11/08/2019)
	41	at Fordham (11/05/2019)
<b>ASSISTS</b>	11	Toledo (11/20/2019)
	12	at Michigan (11/23/2019)
<b>STEALS</b>	5	Tennessee (11/11/2019)
	7	Toledo (11/20/2019)
<b>BLOCKED SHOTS</b>	2	Loyola Maryland (11/08/2019)
	3	Toledo (11/20/2019)
	3	at Fordham (11/05/2019)
<b>TURNOVERS</b>	16	at Fordham (11/05/2019)
	19	Loyola Maryland (11/08/2019)
<b>FOULS</b>	15	Tennessee (11/11/2019)
	16	at Michigan (11/23/2019)
	16	Toledo (11/20/2019)



## NOTRE DAME INDIVIDUAL HIGHS



2019-20 Notre Dame Women's Basketball  
Player Highs Analysis  
All games

Page 1/2  
as of Nov 23, 2019

### Notre Dame - Individual Game Highs

<b>POINTS</b>	27		Destinee Walker at Michigan (11/23/2019)
	24		Katlyn Gilbert vs Loyola Maryland (11/08/2019)
	19		Sam Brunelle vs Toledo (11/20/2019)
	19		Sam Brunelle vs Michigan St. (11/14/2019)
	19		Katlyn Gilbert vs Michigan St. (11/14/2019)
	19		Destinee Walker vs Loyola Maryland (11/08/2019)
	19		Anaya Peoples vs Loyola Maryland (11/08/2019)
<b>FIELD GOALS MADE</b>	9		Destinee Walker at Michigan (11/23/2019)
	9		Katlyn Gilbert vs Loyola Maryland (11/08/2019)
	9		Anaya Peoples vs Loyola Maryland (11/08/2019)
<b>FIELD GOAL ATTEMPTS</b>	18		Sam Brunelle vs Tennessee (11/11/2019)
	17		Destinee Walker vs Toledo (11/20/2019)
<b>FIELD GOAL PERCENTAGE (min 5 made)</b>	.643	(9-14)	Destinee Walker at Michigan (11/23/2019)
	.643	(9-14)	Anaya Peoples vs Loyola Maryland (11/08/2019)
<b>3 PT FG MADE</b>	5		Destinee Walker at Michigan (11/23/2019)
	3		Destinee Walker vs Tennessee (11/11/2019)
<b>3 PT FG ATTEMPTS</b>	11		Sam Brunelle vs Tennessee (11/11/2019)
	8		Destinee Walker at Michigan (11/23/2019)
<b>3 PT FG PERCENTAGE (min 2 made)</b>	.625	(5-8)	Destinee Walker at Michigan (11/23/2019)
	.429	(3-7)	Destinee Walker vs Tennessee (11/11/2019)
<b>FREE THROWS MADE</b>	6		Sam Brunelle vs Toledo (11/20/2019)
	6		Destinee Walker vs Loyola Maryland (11/08/2019)
	6		Katlyn Gilbert vs Loyola Maryland (11/08/2019)
<b>FREE THROW ATTEMPTS</b>	10		Sam Brunelle vs Toledo (11/20/2019)
	9		Katlyn Gilbert at Fordham (11/05/2019)
	9		Anaya Peoples at Fordham (11/05/2019)
	9		Anaya Peoples at Fordham (11/05/2019)
<b>FREE THROW PERCENTAGE (min 3 made)</b>	1.000	(4-4)	Sam Brunelle at Fordham (11/05/2019)
	1.000	(3-3)	Marta Sniezek vs Tennessee (11/11/2019)
<b>REBOUNDS</b>	13		Sam Brunelle vs Toledo (11/20/2019)
	10		Destinee Walker at Fordham (11/05/2019)
<b>ASSISTS</b>	8		Marta Sniezek vs Michigan St. (11/14/2019)
	6		Marta Sniezek vs Loyola Maryland (11/08/2019)
	6		Marta Sniezek at Fordham (11/05/2019)
<b>STEALS</b>	5		Marta Sniezek at Michigan (11/23/2019)
	4		Katlyn Gilbert at Michigan (11/23/2019)
	4		Destinee Walker at Michigan (11/23/2019)
	4		Katlyn Gilbert vs Michigan St. (11/14/2019)
	4		Destinee Walker vs Tennessee (11/11/2019)
	4		Anaya Peoples vs Tennessee (11/11/2019)
<b>BLOCKED SHOTS</b>	3		Sam Brunelle vs Toledo (11/20/2019)
	3		Sam Brunelle vs Michigan St. (11/14/2019)
<b>TURNOVERS</b>	8		Katlyn Gilbert vs Michigan St. (11/14/2019)
	6		Marta Sniezek at Michigan (11/23/2019)
	6		Marta Sniezek vs Loyola Maryland (11/08/2019)
<b>FOULS</b>	5		Danielle Cosgrove at Michigan (11/23/2019)
	5		Anaya Peoples vs Toledo (11/20/2019)
	5		Destinee Walker vs Michigan St. (11/14/2019)
	5		Marta Sniezek vs Tennessee (11/11/2019)

## OPPONENT INDIVIDUAL HIGHS



2019-20 Notre Dame Women's Basketball  
Player Highs Analysis  
All games

Page  
as of Nov 23, 2019

### Opponent - Individual Game Highs

<b>POINTS</b>	33		Rennia Davis vs Tennessee (11/11/2019)
	28		Nia Clouden vs Michigan St. (11/14/2019)
	17		Naz Hillmon at Michigan (11/23/2019)
	16		Ashley Hunter vs Loyola Maryland (11/08/2019)
	15		Hailey Brown at Michigan (11/23/2019)
	15		Hailey Brown at Michigan (11/23/2019)
<b>FIELD GOALS MADE</b>	12		Rennia Davis vs Tennessee (11/11/2019)
	9		Nia Clouden vs Michigan St. (11/14/2019)
<b>FIELD GOAL ATTEMPTS</b>	22		Bre Cavanaugh at Fordham (11/05/2019)
	21		Nia Clouden vs Michigan St. (11/14/2019)
<b>FIELD GOAL PERCENTAGE (min 5 made)</b>	.700	(7-10)	Ashley Hunter vs Loyola Maryland (11/08/2019)
	.600	(12-20)	Rennia Davis vs Tennessee (11/11/2019)
<b>3 PT FG MADE</b>	5		Rennia Davis vs Tennessee (11/11/2019)
	4		Hailey Brown at Michigan (11/23/2019)
	4		Nia Clouden vs Michigan St. (11/14/2019)
	4		Kendell Heremala at Fordham (11/05/2019)
<b>3 PT FG ATTEMPTS</b>	12		Bre Cavanaugh at Fordham (11/05/2019)
	9		Nia Clouden vs Michigan St. (11/14/2019)
	9		Rennia Davis vs Tennessee (11/11/2019)
	9		Rennia Davis vs Tennessee (11/11/2019)
<b>3 PT FG PERCENTAGE (min 2 made)</b>	.600	(3-5)	Jordan Horston vs Tennessee (11/11/2019)
	.571	(4-7)	Kendell Heremala at Fordham (11/05/2019)
<b>FREE THROWS MADE</b>	7		Naz Hillmon at Michigan (11/23/2019)
	6		Amy Dilk at Michigan (11/23/2019)
	6		Nia Clouden vs Michigan St. (11/14/2019)
<b>FREE THROW ATTEMPTS</b>	12		Naz Hillmon at Michigan (11/23/2019)
	9		Kayla Robbins at Michigan (11/23/2019)
<b>FREE THROW PERCENTAGE (min 3 made)</b>	1.000	(6-6)	Nia Clouden vs Michigan St. (11/14/2019)
	.833	(5-6)	Taryn McCutcheon vs Michigan St. (11/14/2019)
<b>REBOUNDS</b>	16		Naz Hillmon at Michigan (11/23/2019)
	13		Jazmine Massengill vs Tennessee (11/11/2019)
<b>ASSISTS</b>	9		Jazmine Massengill vs Tennessee (11/11/2019)
	9		Anna DeWolfe at Fordham (11/05/2019)
	9		Anna DeWolfe at Fordham (11/05/2019)
<b>STEALS</b>	5		Amy Dilk at Michigan (11/23/2019)
	5		Kaitlyn Downey at Fordham (11/05/2019)
<b>BLOCKED SHOTS</b>	4		Jazmine Massengill vs Tennessee (11/11/2019)
	3		Tamari Key vs Tennessee (11/11/2019)
<b>TURNOVERS</b>	8		Jordan Horston vs Tennessee (11/11/2019)
	7		Amy Dilk at Michigan (11/23/2019)
<b>FOULS</b>	5		Kaitlyn Downey at Fordham (11/05/2019)
	4		Mariella Santucci vs Toledo (11/20/2019)
	4		Taiyler Parks vs Michigan St. (11/14/2019)
	4		Victoria Gaines vs Michigan St. (11/14/2019)
	4		Moira Joiner vs Michigan St. (11/14/2019)
	4		Hannah Niles vs Loyola Maryland (11/08/2019)
	4		Kendell Heremala at Fordham (11/05/2019)
	4		Sarah Karpell at Fordham (11/05/2019)
	4		Vilisi Tavuli at Fordham (11/05/2019)
4		Anna DeWolfe at Fordham (11/05/2019)	



## GAME BY GAME COMPARISON



### 2019-20 Notre Dame Women's Basketball Team Game-by-Game All games

Page 1/1  
as of Nov 23, 2019

Opponent	Date	Score	Total		3-Pointers		Free throws		Rebounds										
			FG-FGA	PCT	3FG-FGA	PCT	FT-FTA	PCT	OFF	DEF	TOT	AVG	PF	A	TO	BLK	STL	PTS	AVG
at Fordham	11/05/2019	60-55 W	19-52	.365	2-10	.200	20-33	.606	12	30	42	42.0	9	14	21	2	10	60	60.0
Loyola Maryland	11/08/2019	84-60 W	33-68	.485	1-12	.083	17-24	.708	14	36	50	46.0	15	19	19	7	8	84	72.0
Tennessee	11/11/2019	63-74 L	22-70	.314	7-25	.280	12-17	.706	11	17	28	40.0	22	11	12	1	13	63	69.0
Michigan St.	11/14/2019	69-72 L	24-50	.480	3-8	.375	18-31	.581	13	17	30	37.5	18	13	18	8	7	69	69.0
Toledo	11/20/2019	54-51 W	20-58	.345	1-10	.100	13-21	.619	11	29	40	38.0	13	8	14	4	11	54	66.0
at Michigan	11/23/2019	76-72 W	28-56	.500	6-19	.316	14-20	.700	5	19	24	35.7	26	14	17	4	17	76	67.7
<b>Total</b>		<b>406</b>	<b>146-354</b>	<b>.412</b>	<b>20-84</b>	<b>.238</b>	<b>94-146</b>	<b>.644</b>	<b>66</b>	<b>148</b>	<b>214</b>	<b>35.7</b>	<b>103</b>	<b>79</b>	<b>101</b>	<b>26</b>	<b>66</b>	<b>406</b>	<b>67.7</b>
Opponents		384	140-389	.360	42-150	.280	62-96	.646	107	164	271	45.2	124	83	128	28	54	384	64.0

#### Notre Dame Averages

Games Played	Points/game	FG Pct	3FG Pct	FT Pct	Rebounds/game	Assists/game	Turnovers/game	Assist/Turnover ratio	Steals/game	Blocks/game
6	67.7	41.2	23.8	64.4	35.7	13.2	16.8	0.8	11.0	4.3

# GAME 1

## #16/14 NOTRE DAME, 60 FORDHAM, 55

Nov. 5, 2019  
Rose Hill Gymnasium (Bronx, N.Y.)



Official Basketball Box Score - Final  
**Notre Dame at Fordham**  
11/05/19 Purcell Pavilion at the Joyce Center, Notre Dame  
2019-20 Women's Basketball  
Game Time: 12:00 AM  
Game Duration: 1:52  
Attendance: 3,200  
Officials: Ed Sidisky, Kevin Dillard, Kristi Mosley

NO. Name	Min	FG			3P			FT			Rebounds		Fouls		TP	AS	TO	ST	Blocks		+/-	
		M-A	M-A	M-A	M-A	M-A	OR	DR	OR	DR	OR	DR	PF	FF					BS	BA		
33 Sam Brunelle	F	32:52	4:12	2:6	4:4	2:3	5:3	3:5	14:3	5:2	2:0	0:7										
30 Mikayla Vaughn	C	20:18	3:6	0:0	2:3	2:7	9:0	2:8	8:4	3:1	0:0	1:7										
13 Marta Sniezek	G	38:15	0:3	0:0	1:2	0:4	4:0	3:3	1:6	5:3	0:1	5:5										
24 Anya Peoples	G	24:04	3:9	0:1	5:9	3:4	7:3	3:6	11:1	1:1	1:0	1:7										
24 Destinee Walker	G	38:01	3:9	0:2	4:6	3:7	10:2	2:4	10:0	1:1	0:0	4:4										
10 Kaitlyn Gilbert	G	29:58	5:9	0:0	4:9	2:3	5:5	1:6	14:0	3:2	1:0	1:10										
22 Danielle Cosgrove	G	11:40	1:4	0:1	0:0	2:2	2:0	0:1	2:0	3:0	1:0	2:2										
2 Kaitlin Cole	G	04:52	0:0	0:0	0:0	0:0	0:0	0:0	0:0	0:0	0:0	0:1										
Team																						
Totals			19:52	2:10	20:33	12:30	42:9	27:60	14:21	10:2	3:5											

Technical Fouls: NONE  
Shooting By Period  
1st FG%: 5-11 45.5%  
3PT%: 1-3 33.3%  
FT%: 5-6 83.3%  
2nd FG%: 8-18 44.4%  
3PT%: 1-3 33.3%  
FT%: 3-3 100%  
3rd FG%: 3-13 23.1%  
3PT%: 0-1 0.0%  
FT%: 5-9 55.6%  
4th FG%: 3-10 30.0%  
3PT%: 0-3 0.0%  
FT%: 7-15 46.7%  
GM FG%: 19-52 36.5%  
3PT%: 2-10 20.0%  
FT%: 20-33 60.6%  
Dead Ball Rebounds: 9:3

NO. Name	Min	FG			3P			FT			Rebounds		Fouls		TP	AS	TO	ST	Blocks		+/-	
		M-A	M-A	M-A	M-A	M-A	OR	DR	OR	DR	OR	DR	PF	FF					BS	BA		
24 Kaitlyn Downey	F	33:31	3:11	1:8	0:0	6:5	11:5	5:1	7:0	3:5	2:1	1:2										
14 Viliu Tava	G	13:07	1:1	0:0	0:0	4:1	2:0	1:1	1:0	1:0	0:0	1:1										
2 Anna DeWolfe	G	36:35	5:16	0:6	0:0	2:7	9:4	4:0	10:9	4:1	0:0	5:5										
10 Bre Cavanaugh	G	40:00	6:22	2:12	0:0	5:3	8:3	3:4	14:2	1:1	1:0	0:5										
20 Kendall Hereimala	G	26:36	5:10	4:7	0:0	9:9	4:0	14:0	6:0	1:0	0:5											
13 Sarah Karpell	G	24:29	1:5	1:3	1:2	0:1	1:4	2:4	3:1	2:0	0:0	1:2										
43 Megan Jonassen	G	16:57	2:5	0:0	0:0	3:0	3:0	3:0	4:0	0:0	0:0	1:7										
0 Zara Jillings	G	03:57	0:0	0:0	0:0	0:0	0:0	0:0	0:0	0:0	0:0	0:1										
3 Katie McLoughlin	G	04:48	0:2	0:2	0:0	0:0	0:0	0:0	0:0	0:0	0:0	0:3										
Team																						
Totals			23:72	8:38	1:2	16:25	41:27	9:55	14:16	10:3	2:5											

Technical Fouls: NONE  
Shooting By Period  
1st FG%: 6-13 46.2%  
3PT%: 1-5 20.0%  
FT%: 1-2 50%  
2nd FG%: 4-22 18.2%  
3PT%: 2-13 15.4%  
FT%: 0:0 0%  
3rd FG%: 5-21 23.8%  
3PT%: 1-10 10.0%  
FT%: 0:0 0%  
4th FG%: 8-16 50.0%  
3PT%: 4-10 40.0%  
FT%: 0:0 0%  
GM FG%: 23-72 31.9%  
3PT%: 8-38 21.1%  
FT%: 1:2 50.0%  
Dead Ball Rebounds: 1:0

	NOT	FOR
Biggest lead	15 (2nd 3:50)	2 (1st 9:29)
Best Scoring Run	17 (2nd 3:50)	8 (4th 8:34)
Lead Changes	5	
Times Tied	5	
Time with Lead	32:14	03:33
Points from Turnovers	14	13
Paint	32	22
Second Chance	14	9
Fast Breaks	9	3
Bench	16	8
Period by Period Scoring		
1st	16	20
2nd	11	13
3rd	14	11
4th	11	20
TOT	60	55

# GAME 2

## LOYOLA MARYLAND, 60 #16/14 NOTRE DAME, 84

Nov. 8, 2019  
Purcell Pavilion (Notre Dame, Ind.)



Official Basketball Box Score - Final  
**Loyola Maryland at Notre Dame**  
11/08/19 Purcell Pavilion at the Joyce Center, Notre Dame  
2019-20 Women's Basketball  
Game Time: 6:30 PM  
Game Duration: 1:52  
Attendance: 7,613  
Officials: Billy Smith, Mark Berger, Linda Mies

NO. Name	Min	FG			3P			FT			Rebounds		Fouls		TP	AS	TO	ST	Blocks		+/-	
		M-A	M-A	M-A	M-A	M-A	OR	DR	OR	DR	OR	DR	PF	FF					BS	BA		
23 Delaney Connolly	F	17:32	2:9	1:4	0:0	0:1	1:1	1:0	5:1	1:1	0:0	0:0	-19									
2 Laryn Edwards	G	30:45	1:9	0:1	1:4	2:4	6:3	3:2	3:3	3:3	1:0	1:1	-20									
10 Stephanie Karcz	G	24:26	2:7	0:1	0:0	3:5	8:3	2:4	3:6	3:0	1:0	1:4										
20 Alexis Gray	G	27:58	4:9	2:4	0:2	0:1	1:1	1:3	10:3	1:1	2:0	0:29										
32 Hannah Niles	G	13:27	1:4	1:3	0:0	1:2	3:4	1:1	3:2	1:0	0:0	1:20										
22 Bri Rozz	G	19:53	2:9	0:3	0:0	1:3	4:1	1:4	1:1	3:2	1:1	-11										
11 Emma Glazen	07:13	0:2	0:0	0:0	0:0	0:0	0:2	1:0	0:1	0:0	1:0	-8										
34 Emily McAteer	12:26	0:3	0:3	2:2	1:1	2:1	1:1	2:0	0:0	1:1	0:0	0										
5 Mackenzie Wagner	16:58	3:8	2:5	1:2	0:2	2:3	3:9	9:2	2:2	0:1	1:2											
15 Ashley Hunter	12:25	7:10	0:0	2:2	4:0	2:4	1:6	0:0	0:0	1:0	1:3											
35 Ava Therien	16:57	2:6	0:0	0:0	1:2	3:2	2:0	4:2	1:1	1:0	0:4											
Team			24:76	6:24	6:12	17:24	41:23	15:60	15:19	12:2	7:-24											
Totals			24:76	6:24	6:12	17:24	41:23	15:60	15:19	12:2	7:-24											

Technical Fouls: NONE  
Shooting By Period  
1st FG%: 3-19 15.8%  
3PT%: 1-8 12.5%  
FT%: 0:2 0%  
2nd FG%: 6-17 35.3%  
3PT%: 2-5 40.0%  
FT%: 1-2 50%  
3rd FG%: 9-14 64.3%  
3PT%: 3-5 60.0%  
FT%: 0:2 0%  
4th FG%: 6-26 23.1%  
3PT%: 0:6 0.0%  
FT%: 5-6 83.3%  
GM FG%: 24-76 31.6%  
3PT%: 6-24 25.0%  
FT%: 6-12 50.0%  
Dead Ball Rebounds: 5:0

NO. Name	Min	FG			3P			FT			Rebounds		Fouls		TP	AS	TO	ST	Blocks		+/-	
		M-A	M-A	M-A	M-A	M-A	OR	DR	OR	DR	OR	DR	PF	FF					BS	BA		
33 Sam Brunelle	F	33:34	6:15	0:5	0:0	3:6	9:1	1:2	12:3	4:0	2:0	16										
10 Kaitlyn Gilbert	G	32:49	9:15	0:1	6:7	3:3	6:2	6:6	24:2	4:1	1:1	25										
13 Marta Sniezek	G	32:28	0:0	0:0	2:2	0:7	7:3	2:2	6:5	2:0	0:24											
21 Anya Peoples	G	32:15	9:14	0:0	1:5	2:5	7:2	4:19	3:1	2:2	0:19											
24 Destinee Walker	G	37:13	6:14	1:4	6:8	2:4	6:6	2:6	19:4	1:2	1:1	28										
22 Danielle Cosgrove	19:59	2:8	0:1	2:2	3:5	8:3	3:2	6:1	1:1	1:1	0:14											
2 Kaitlin Cole	08:25	1:1	0:0	0:0	0:1	1:1	1:1	2:0	0:0	0:0	0:1	-7										
20 Nicole Benz	01:50	0:0	0:0	0:0	0:0	0:0	0:1	0:0	0:0	0:0	0:0	-1										
3 Margaret Murdock	01:29	0:1	0:1	0:0	0:0	0:0	0:0	0:0	0:0	0:0	0:0	-2										
5 Catherine Murdock	01:29	0:0	0:0	0:0	0:0	0:0	0:0	0:0	0:0	0:0	0:0	-2										
40 Kathleen Keyes	01:29	0:0	0:0	0:0	0:0	0:0	0:0	0:0	0:0	0:0	0:0	-2										
Team			33:68	1:12	17:24	14:36	50:15	23:84	19:19	8:7	2:24											
Totals			33:68	1:12	17:24	14:36	50:15	23:84	19:19	8:7	2:24											

Technical Fouls: NONE  
Shooting By Period  
1st FG%: 8-20 40.0%  
3PT%: 0:3 0.0%  
FT%: 3:3 100%  
2nd FG%: 8-17 47.1%  
3PT%: 1:4 25.0%  
FT%: 4-8 50%  
3rd FG%: 9-15 60.0%  
3PT%: 0:2 0.0%  
4th FG%: 8-16 50.0%  
3PT%: 0:3 0.0%  
FT%: 9-9 88.9%  
GM FG%: 33-68 48.5%  
3PT%: 1-12 8.3%  
FT%: 17-24 70.8%  
Dead Ball Rebounds: 4:0

	LOY	ND
Biggest lead	0 (1st 10:00)	28 (4th 1:20)
Best Scoring Run	7 (3rd 2:42)	12 (2nd 1:11)
Lead Changes	0	9
Times Tied	0	15
Time with Lead	00:00	38:42
Points from Turnovers	18	24
Paint	30	42
Second Chance	9	11
Fast Breaks	8	15
Bench	35	8
Period by Period Scoring		
1st	15	21
2nd	17	21
3rd	17	60
4th	17	80
TOT	60	84

# GAME 3

## TENNESSEE, 74 #15/14 NOTRE DAME, 63

Nov. 11, 2019  
Purcell Pavilion (Notre Dame, Ind.)



Official Basketball Box Score - Final  
**Tennessee at Notre Dame**  
11/12/19 Purcell Pavilion at the Joyce Center, Notre Dame  
2019-20 Women's Basketball  
Game Time: 12:00 AM  
Game Duration: 1:52  
Attendance: 7,801  
Officials: Dee Karntner, Karen Preato, Pulani Spurlock

NO. Name	Min	FG			3P			FT			Rebounds		Fouls		TP	AS	TO	ST	Blocks		+/-	
		M-A	M-A	M-A	M-A	M-A	OR	DR	OR	DR	OR	DR	PF	FF					BS	BA		
00 Renna Davis	F	36:14	12:20	5:9	4:5	4:6	10:2	5:33	1:5	0:1	1:16											
21 Lou Brown	F	23:55	0:3	0:3	0:0	1:4	5:2	0:2	2:2	1:0	0:0	22										
20 Tamarri Key	C	23:02	4:7	0:0	3:4	3:2	5:2	4:11	0:4	0:3	0:11											
13 Jazmine Massengill	G	36:13	1:4	0:1	3:6	1:12	13:2	2:5	9:3	0:4	0:10											
25 Jordan Horston	G	26:09	4:11	3:5	1:2	1:6	7:3	2:12	5:8	4:0	0:10											
11 Kasiyahna Kushkituah	16:13	2:3	0:0	3:4	1:3	4:1	2:7	0:3	0:2	0:0	-3											
12 Rae Burrell	14:17	0:3	0:1	0:2	0:5	5:1	1:0	1:1	0:2	0:5												
15 Jaiden McCoy	03:24	0:0	0:0	0:0	1:0	1:0	0:0	0:0														



GAME

5

TOLEDO, 51  
(RV/RV) NOTRE DAME, 54

Nov. 20, 2019  
Purcell Pavilion (Notre Dame, Ind.)



Official Basketball Box Score - Final  
**Toledo at Notre Dame**  
11/21/19 Purcell Pavilion at the Joyce Center, Notre Dame  
2019-20 Women's Basketball  
Game Time: 12:00 AM  
Game Duration: 1:44  
Attendance: 7,269  
Officials: Edward Sidasky, Katie Lukanich, Natasha Camy

Toledo - 51 Record: 1-2

NO. Name	Min	FG		3P		FT		Rebounds		Fouls		TP	AS	TO	ST	Blocks		+/-
		M-A	M-A	M-A	M-A	OR	DR	PF	FD	BS	BA							
11 Mail Morgan-Elliott	F 20:20	4-7	2-5	0-0	0-0	0-0	1-0	10	0	0	0	0	0	0	0	1	0	-7
23 Tanaya Beacham	F 20:26	2-8	0-0	0-0	3-2	5-3	3-2	4	0	2	0	0	0	0	0	2	-11	
3 Mariella Santucci	G 26:39	0-7	0-3	3-4	2-4	6-4	4-4	3	5	3	2	0	0	0	0	0	-4	
12 Tayana Davis	G 26:34	4-9	1-5	0-0	2-1	3-2	0-0	9	1	1	3	0	0	0	0	0	-8	
33 Nakiah Black	G 33:18	5-13	1-5	1-1	0-9	9-3	3-12	11	0	2	0	1	2	2	0	1	-2	
1 Sara Rokkanen	21:11	0-5	0-4	0-0	0-4	4-1	1-0	1	0	1	4	0	0	0	0	0	6	
2 Sophia Ward	20:45	2-5	0-0	0-0	2-2	4-1	2-4	1	2	0	1	0	0	0	0	0	-3	
5 Quinesha Lockett	12:24	1-3	1-3	0-0	0-2	2-2	1-0	3	1	0	0	0	1	0	0	0	4	
25 Arianne Whitaker	16:30	3-4	0-0	0-0	2-5	7-0	1-1	6	0	2	0	0	0	0	1	12		
14 Tyra Carlisten-Handberg	01:53	0-0	0-0	0-0	0-0	0-0	0-0	0	0	0	0	0	1	2	0	0	-2	
Team					1	2		0		5								
Totals		21-61	5-25	4-5	12	30	42	16	13	51	11	21	7	3	4	-3		

Shooting By Period  
1st FG% 7-17 41.2%  
3PT% 3-10 30.0%  
FT% 1-2 50%  
2nd FG% 6-17 35.3%  
3PT% 1-4 25.0%  
FT% 2-2 100%  
3rd FG% 5-13 38.5%  
3PT% 1-6 16.7%  
FT% 0-0 0%  
4th FG% 3-14 21.4%  
3PT% 0-5 0.0%  
FT% 1-1 100%  
GM FG% 21-61 34.4%  
3PT% 5-25 20.0%  
FT% 4-5 80.0%

Technical Fouls: NONE  
Dead Ball Rebounds: 0, 0

Notre Dame - 54 Record: 3-2

NO. Name	Min	FG		3P		FT		Rebounds		Fouls		TP	AS	TO	ST	Blocks		+/-
		M-A	M-A	M-A	M-A	OR	DR	PF	FD	BS	BA							
33 Sam Brunelle	F 35:57	6-12	1-6	6-10	3-10	13-2	6-19	0-2	2-3	0-1	0-2	3-0	1-5					
10 Katlyn Gilbert	G 38:44	4-15	0-1	3-4	1-7	8-0	3-11	0-2	3-0	1-1	0-5							
13 Marta Sniezek	G 33:36	0-0	0-0	2-2	0-1	1-3	2-3	4-2	1-0	0-3								
21 Anaya Peoples	G 31:36	3-10	0-0	1-3	2-4	6-5	4-7	1-3	1-0	0-8								
24 Destinee Walker	G 38:36	6-17	0-3	0-0	2-4	6-1	11-12	2-1	1-0	2-2								
22 Danielle Cosgrove	19:31	1-4	0-0	0-0	0-2	2-0	0-2	1-1	2-2	0-0-6								
2 Kaitlin Cole	03:00	0-0	0-0	1-2	1-1	2-2	1-1	0-0	0-0-5									
Team					2	0	2		0	0								
Totals		20-58	1-10	13-21	11	29	40	13	16	54	8	14	11	4	3	3		

Shooting By Period  
1st FG% 5-20 25.0%  
3PT% 0-3 0.0%  
FT% 0-0 0%  
2nd FG% 6-17 35.3%  
3PT% 1-3 33.3%  
FT% 3-5 60%  
3rd FG% 5-11 45.5%  
3PT% 0-1 0.0%  
FT% 5-6 83.3%  
4th FG% 4-10 40.0%  
3PT% 0-3 0.0%  
FT% 5-10 50%  
GM FG% 20-58 34.5%  
3PT% 1-10 10.0%  
FT% 13-21 61.9%

Technical Fouls: NONE  
Dead Ball Rebounds: 5, 0

	TOL	ND	Points from	TOL	ND	Period by Period Scoring
Biggest lead	9 (2 <sup>nd</sup> 6:24)	5 (4 <sup>th</sup> 3:28)	Turnovers	8	16	1st 2nd 3rd 4th TOT
Best Scoring Run	9 (1 <sup>st</sup> 3:34)	9 (4 <sup>th</sup> 3:28)	Paint	28	24	18 15 11 7 51
Lead Changes	2	2	Second Chance	2	7	
Times Tied	0	0	Fast Breaks	2	6	
Time with Lead	30:14	09:07	Bench	13	3	

GAME

6

(RV) NOTRE DAME, 76  
#21/19 MICHIGAN, 72

Nov. 23, 2019  
Purcell Pavilion (Ann Arbor, Mich.)



Official Basketball Box Score - Final  
**Notre Dame at Michigan**  
11/23/19 Crisler Center, Ann Arbor  
2019-20 Women's Basketball  
Game Time: 6:00 PM  
Game Duration: 1:56  
Attendance: 4,008  
Officials: Beverly Roberts, Felicia Ginter, Gina Cross

Notre Dame - 76 Record: 4-2

NO. Name	Min	FG		3P		FT		Rebounds		Fouls		TP	AS	TO	ST	Blocks		+/-
		M-A	M-A	M-A	M-A	OR	DR	PF	FD	BS	BA							
22 Danielle Cosgrove	F 16:34	2-4	0-1	0-0	0-1	1-1	5-0	4-1	3-0	1-0	0-4							
33 Sam Brunelle	F 38:39	5-11	1-5	1-2	1-3	4-4	3-12	2-2	2-1	2-0-4								
10 Katlyn Gilbert	G 29:00	4-11	0-2	4-6	1-5	6-3	5-12	4-2	4-0	2-4								
13 Marta Sniezek	G 39:00	2-3	0-1	2-2	0-4	4-3	3-6	5-6	5-0	0-6								
24 Destinee Walker	G 32:34	9-14	5-8	4-6	0-2	2-2	3-3	27-1	1-4	0-0-6								
21 Anaya Peoples	29:39	5-12	0-2	3-4	2-3	5-3	2-13	1-0	2-1	2-3								
2 Kaitlin Cole	14:34	1-1	0-0	0-0	1-0	1-4	0-2	0-1	1-0	0-1								
Team					0	1	1		0	2								
Totals		28-56	6-19	14-20	5	19	24	26	16	76	14	17	17	4	4	4		

Shooting By Period  
1st FG% 5-12 41.7%  
3PT% 2-4 50.0%  
FT% 7-8 87.5%  
2nd FG% 11-17 64.7%  
3PT% 1-5 20.0%  
FT% 1-2 50%  
3rd FG% 5-14 35.7%  
3PT% 2-8 25.0%  
FT% 2-4 50%  
4th FG% 7-13 53.8%  
3PT% 1-2 50.0%  
FT% 4-6 66.7%  
GM FG% 28-56 50.0%  
3PT% 6-19 31.6%  
FT% 14-20 70.0%

Technical Fouls: NONE  
Dead Ball Rebounds: 3, 1

Michigan - 72 Record: 4-1

NO. Name	Min	FG		3P		FT		Rebounds		Fouls		TP	AS	TO	ST	Blocks		+/-
		M-A	M-A	M-A	M-A	OR	DR	PF	FD	BS	BA							
00 Naz Hillmon	F 35:12	5-11	0-0	7-12	9-7	16-3	9-17	0-4	0-0	1-6								
5 Kayla Robbins	F 33:05	3-8	0-1	5-9	7-5	12-2	6-11	3-1	1-1	0-1								
15 Hailey Brown	F 30:26	5-13	4-8	1-2	2-4	6-3	1-15	1-3	1-0	-6								
1 Amy Dik	G 40:00	2-11	1-2	6-8	2-3	5-2	6-11	5-7	5-0	2-4								
14 Akiennreh Johnson	G 25:16	1-6	0-3	2-2	2-2	4-3	2-4	1-5	0-1	0-5								
14 Izabel Varejão	14:22	3-8	0-2	0-3	2-3	5-3	2-6	0-3	1-1	0-4								
24 Michelle Sidor	19:33	3-8	2-5	0-0	0-1	1-0	0-8	2-1	0-0	1-4								
23 Danielle Rauch	02:06	0-0	0-0	0-0	0-0	0-0	0-0	0-0	0-0	0-2								
Team					3	1	4		0	0								
Totals		22-65	7-21	21-36	27	26	53	16	26	72	12	24	8	4	4	-4		

Shooting By Period  
1st FG% 9-16 56.3%  
3PT% 3-7 42.9%  
FT% 4-7 57.1%  
2nd FG% 6-16 37.5%  
3PT% 1-4 25.0%  
FT% 6-10 60%  
3rd FG% 5-20 25.0%  
3PT% 3-5 60.0%  
FT% 4-7 57.1%  
4th FG% 2-13 15.4%  
3PT% 0-5 0.0%  
FT% 7-12 58.3%  
GM FG% 22-65 33.8%  
3PT% 7-21 33.3%  
FT% 21-36 58.3%

Technical Fouls: NONE  
Dead Ball Rebounds: 11, 0

	N-D	Mich	Points from	N-D	Mich	Period by Period Scoring
Biggest lead	6 (4 <sup>th</sup> 1:18)	11 (2 <sup>nd</sup> 6:35)	Turnovers	32	9	1st 2nd 3rd 4th TOT
Best Scoring Run	7 (4 <sup>th</sup> 5:14)	9 (3 <sup>rd</sup> 5:20)	Paint	36	26	19 24 14 19 76
Lead Changes	8	8	Second Chance	8	29	
Times Tied	4	0	Fast Breaks	13	0	
Time with Lead	08:46	28:32	Bench	15	14	

GAME

7

Nov. 28, 2019  
Hard Rock Hotel Riviera Maya (Cancun, Mexico)

GAME

8

Nov. 29, 2019  
Hard Rock Hotel Riviera Maya (Cancun, Mexico)



**2019-20 Notre Dame Women's Basketball  
Combined Team Statistics  
All games**

Page 1/1  
as of Nov 23, 2019

**Game Records**

Record	Overall	Home	Away	Neutral
ALL GAMES	4-2	2-2	2-0	0-0
CONFERENCE	0-0	0-0	0-0	0-0
NON-CONFERENCE	4-2	2-2	2-0	0-0

**Score by Periods**

Team	1st	2nd	3rd	4th	OT	TOT
Notre Dame	88	111	97	110	0	406
Opponents	102	89	105	88	0	384

**Team Box Score**

No.	Player	Total			3-Point		F-Throw		Rebounds				PF DQ A TO BLK STL PTS AVG									
		GP-GS	MIN	AVG	FG-FGA	FG%	3FG-FGA	3FG%	FT-FTA	FT%	OFF	DEF	TOT	AVG	PF	DQ	A	TO	BLK	STL	PTS	AVG
10	GILBERT, Katlyn	6-5	206:03	34.3	36-81	.444	0-5	.000	20-30	.667	8	23	31	5.2	11	0	8	22	4	15	92	15.3
33	BRUNELLE, Sam	6-6	210:56	35.2	34-81	.420	8-39	.205	16-24	.667	11	31	42	7.0	15	0	11	18	10	7	92	15.3
24	WALKER, Destinee	6-6	215:28	35.9	29-69	.420	9-25	.360	23-32	.719	10	18	28	4.7	16	1	10	7	1	13	90	15.0
21	PEOPLES, Anaya	6-5	174:04	29.0	29-66	.439	1-5	.200	15-34	.441	12	21	33	5.5	18	1	9	6	6	10	74	12.3
30	VAUGHN, Mikayla	1-1	20:18	20.3	3-6	.500	0-0	.000	2-3	.667	2	7	9	9.0	0	0	4	3	0	1	8	8.0
22	COSGROVE, Danielle	6-1	103:16	17.2	10-33	.303	2-7	.286	7-10	.700	9	12	21	3.5	12	1	4	12	4	3	29	4.8
13	SNIEZEK, Marta	6-6	215:10	35.9	3-14	.214	0-2	.000	10-11	.909	0	24	24	4.0	19	1	32	26	1	14	16	2.7
2	COLE, Kaitlin	6-0	48:28	8.1	2-3	.667	0-0	.000	1-2	.500	2	2	4	0.7	11	0	1	2	0	3	5	0.8
5	MURDOCK, Catherine	1-0	01:29	1.5	0-0	.000	0-0	.000	0-0	.000	0	0	0	0.0	0	0	0	1	0	0	0	0.0
20	BENZ, Nicole	1-0	01:50	1.8	0-0	.000	0-0	.000	0-0	.000	0	0	0	0.0	1	0	0	0	0	0	0	0.0
40	KEYES, Kathleen	1-0	01:29	1.5	0-0	.000	0-0	.000	0-0	.000	0	0	0	0.0	0	0	0	1	0	0	0	0.0
3	MURDOCK, Margaret	1-0	01:29	1.5	0-1	.000	0-1	.000	0-0	.000	0	0	0	0.0	0	0	0	0	0	0	0	0.0
Team											12	10	22					3				
<b>Total</b>		<b>6</b>	<b>1200</b>		<b>146-354</b>	<b>.412</b>	<b>20-84</b>	<b>.238</b>	<b>94-146</b>	<b>.644</b>	<b>66</b>	<b>148</b>	<b>214</b>	<b>35.7</b>	<b>103</b>	<b>4</b>	<b>79</b>	<b>101</b>	<b>26</b>	<b>66</b>	<b>406</b>	<b>67.7</b>
<b>Opponents</b>		<b>6</b>	<b>1200</b>		<b>140-389</b>	<b>.360</b>	<b>42-150</b>	<b>.280</b>	<b>62-96</b>	<b>.646</b>	<b>107</b>	<b>164</b>	<b>271</b>	<b>45.2</b>	<b>124</b>	<b>-</b>	<b>83</b>	<b>128</b>	<b>28</b>	<b>54</b>	<b>384</b>	<b>64.0</b>

**Team Statistics**

	ND	OPP
<b>Scoring</b>	<b>406</b>	<b>384</b>
Points per game	67.7	64.0
Scoring margin	+3.7	-
<b>Field goals-att</b>	<b>146-354</b>	<b>140-389</b>
Field goal pct	.412	.360
<b>3 point fg-att</b>	<b>20-84</b>	<b>42-150</b>
3-point FG pct	.238	.280
3-pt FG made per game	3.3	7.0
<b>Free throws-att</b>	<b>94-146</b>	<b>62-96</b>
Free throw pct	.644	.646
F-Throws made per game	15.7	10.3
<b>Rebounds</b>	<b>214</b>	<b>271</b>
Rebounds per game	35.7	45.2
Rebounding margin	-9.5	-
<b>Assists</b>	<b>79</b>	<b>83</b>
Assists per game	13.2	13.8
<b>Turnovers</b>	<b>101</b>	<b>128</b>
Turnovers per game	16.8	21.3
Turnover margin	+4.5	-
Assist/turnover ratio	0.8	0.6
<b>Steals</b>	<b>66</b>	<b>54</b>
Steals per game	11.0	9.0
<b>Blocks</b>	<b>26</b>	<b>28</b>
Blocks per game	4.3	4.7
<b>Winning streak</b>	<b>2</b>	<b>-</b>
Home win streak	1	-
<b>Attendance</b>	<b>30239</b>	<b>7208</b>
Home games-Avg/Game	4-7560	2-3604
Neutral site-Avg/Game	-	0-0

**Team Results**

Date	Opponent		Score	Att.
11/05/2019	at Fordham	W	60-55	3200
11/08/2019	Loyola Maryland	W	84-60	7613
11/11/2019	Tennessee	L	63-74	7801
11/14/2019	Michigan St.	L	69-72	7556
11/20/2019	Toledo	W	54-51	7269
11/23/2019	at Michigan	W	76-72	4008



## TV/RADIO ROSTER



**#2 Katie Cole**  
Sr. // G // 5-10  
Toledo, Ohio  
Sylvania Northview



**#3 Maggie Murdock**  
So. // G // 5-8  
Glencoe, Ill.  
New Trier



**#5 Cate Murdock**  
So. // G // 5-8  
Glencoe, Ill.  
New Trier



**#10 Katlyn Gilbert**  
So. // G // 5-10  
Indianapolis, Ind.  
Heritage Christian




**#12 Abby Prohaska**  
So. // G // 5-10  
Libert Township, Ohio  
Lakota West



**#13 Marta Sniezek**  
Sr. // G // 5-8  
McLean, Va.  
Stanford



**#20 Nicole Benz**  
Jr. // G // 5-8  
Valencia, Calif.  
William S. Hart



**#21 Anaya Peoples**  
Fr. // G // 5-10  
Danville, Ill.  
Schlarman



**#22 Danielle Cosgrove**  
So. // F // 6-4  
Holbrook, N.Y.  
Sachem East



**#24 Destinee Walker**  
Gr. // G // 5-10  
Orlando, Fla.  
North Carolina



**#30 Mikky Vaughn**  
Jr. // C // 6-3  
Philadelphia, Penn.  
Paul VI/Friends' Central



**#33 Sam Brunelle**  
Fr. // F // 6-2  
Ruckersville, Va.  
William Monroe



**#40 Katie Keyes**  
Fr. // 5-11 // F  
Ridgewood, N.J.  
Ridgewood



**Muffet McGraw**  
Karen & Kevin Keyes Head Coach  
33rd Season at Notre Dame  
38th Overall as Head Coach



**Carol Owens**  
Associate Head Coach  
11th Season as Associate  
20th Season at Notre Dame



**Beth Cunningham**  
Associate Head Coach  
8th Season



**Michaela Mabrey**  
Assistant Coach  
1st Season