



# NOTRE DAME FOOTBALL

## GAME II - BOSTON COLLEGE

Date: Saturday, November 23, 2019  
Time: 2:41 p.m. ET  
Site: Notre Dame Stadium  
• Capacity: 77,622 (FieldTurf)

TV: NBC (national)  
• Mike Tirico (play-by-play)  
• Doug Flutie (analysis)  
• Kathryn Tappen (sideline)  
• Chris Simms (sideline analyst)

Radio: Notre Dame Radio Network  
• SiriusXM (Channel 129)  
• 96.1 FM, 101.5 FM & 96.0 AM

Tickets: Notre Dame Ticket Exchange powered by VividSeats.com

### IRISH VS. EAGLES - BY THE NUMBERS

<b>3</b>	<b>Brian Kelly</b> became just the third coach in Notre Dame history with three or more wins of at least 25 points over ranked teams with the victory vs. Navy. Lou Holtz and Frank Leahy each secured eight such victories. Ara Parseghian and Dan Devine had two such victories apiece.
<b>3.40</b>	With another scoreless first quarter from the Notre Dame defense vs. Navy, the Irish are allowing just 3.40 points/game in the opening stanza this season. It marked the fifth first-quarter shutout by the Irish of the season.
<b>4</b>	<b>WR Chase Claypool</b> totaled four touchdown receptions vs. Navy, tying the program record for a single game. Three of those receptions came in the first half, marking the first time an Irish player has scored three receiving touchdowns in a single half since at least 1950. Additionally, the Irish defense forced four Navy fumbles, the most by a Notre Dame team since Michigan in 2008. Just three FBS teams this season have posted more forced fumbles in a single game (Arizona State, Cincinnati and Baylor).
<b>5</b>	With his five touchdown passes vs. Navy (matched his career-high from Bowling Green and New Mexico, both this season), <b>QB Ian Book</b> joined Brady Quinn as the only quarterbacks in Irish history to throw four or more touchdown passes in a game on five occasions in their career (Quinn accomplished this feat seven times).
<b>10</b>	<b>Brian Kelly</b> is in his 10th season as the head coach at the University of Notre Dame. He is the fifth Irish coach to spend a decade or more at the school (Knute Rockne, 13; Frank Leahy, Ara Parseghian, Lou Holtz 11).
<b>17</b>	Notre Dame has won 17 consecutive games at Notre Dame Stadium. It is the third-longest winning streak at home for the Irish since Notre Dame Stadium opened in 1930. Clemson and Ohio State are the only other Power 5 programs that boast home streaks of 17 or more games.
<b>22</b>	Notre Dame has held 22 of 23 opponents during Clark Lea's tenure as defensive coordinator to 30 points or less. That includes includes ranked opponents LSU, Michigan, Stanford, Virginia Tech, Syracuse, Clemson, Georgia, Virginia and Navy.
<b>30</b>	Saturday's matchup vs. Boston College will serve as Senior Day for the Irish. 30 student-athletes will be recognized prior to the game.
<b>52</b>	The 52 points scored vs. Navy marked the most Notre Dame has ever scored against a ranked Navy team. The previous high came on Nov. 1, 1958, when the Irish defeated the Mids, 40-20, at Baltimore's Memorial Stadium. The Irish have scored at least 52 points three times this season (vs. New Mexico, 66-14, and vs. Bowling Green, 52-0).
<b>139</b>	<b>QB Ian Book</b> totaled 139 rushing yards at Duke, leading the Irish and making him the first player in program history with four passing touchdowns and at least 100 rushing yards in a single game. His rushing total was the third-highest by an Irish quarterback since 1996. The last Irish quarterback to rush for more than 100 yards was Brandon Wimbush vs. Wake Forest in 2017 (110).
<b>150</b>	To celebrate the 150th Anniversary of college football, Notre Dame will be wearing new Under Armour uniforms inspired by the 1988 National Championship team.
<b>356<sup>^</sup></b>	Games coached by <b>Brian Kelly</b> in his career, second among active coaches in the NCAA to Mack Brown (North Carolina).
<b>400</b>	<b>WR Chase Claypool</b> has passed the 400-yard receiving mark for the third consecutive season. He is among only four Notre Dame wideouts since 1996 to accomplish this feat (joining Michael Floyd, Rhema McKnight and Malcolm Johnson).

### THE SERIES

15-9-0 <sup>^</sup>	Saturday is the 25th meeting between Notre Dame and Boston College.
Sept. 16, 2017 <i>A full series history can be found on page five.</i>	The Irish bested the Eagles, 49-20, at Alumni Stadium in Chestnut Hill, Mass.

### THE COACHES

	Head Coach	At School	Overall	vs. Opponent
ND	Brian Kelly	89-37 (10th year) <sup>^</sup>	260-94-2 (29th year) <sup>^</sup>	5-0
BC	Steve Addazio	43-43 (7th year)	56-54 (9th year)	0-2

<sup>^</sup>Includes 20 regular-season wins and two postseason appearances vacated under discretionary NCAA penalty

### 2019 SCHEDULE (8-2)

Date	ND Rk	Opp Rk	Opponent	Location	Network	Time/Score
Sep. 2	9/9		at Louisville	Louisville, KY	ESPN	W, 35-17
Sep. 14	7/7		New Mexico	Notre Dame, IN	NBC	W, 66-14
Sep. 21	7/7	3/3	at Georgia	Athens, GA	CBS	L, 17-23
Sep. 28	10/10	18/18	Virginia	Notre Dame, IN	NBC	W, 35-20
Oct. 5	9/10		Bowling Green	Notre Dame, IN	NBC	W, 52-0
Oct. 12	9/10	RV/--	Southern Cal	Notre Dame, IN	NBC	W, 30-27
Oct. 26	8/8	16/16	at Michigan	Ann Arbor, MI	ABC	L, 14-45
Nov. 2	16/16	--/RV	Virginia Tech	Notre Dame, IN	NBC	W, 21-20
Nov. 9	15/15/15		at Duke	Durham, NC	ACC Net	W, 38-7
Nov. 18	16/16/16	21/21/23	Navy	Notre Dame, IN	NBC	W, 52-20
Nov. 23	16/15/15		Boston College	Notre Dame, IN	NBC	2:41 p.m.
Nov. 30			at Stanford	Palo Alto, CA	TBA	TBA

Rankings: CFP/AP/Coaches (current for upcoming opponents, at time of game for past opponents) | All times Eastern

### THE TRADITION

<b>7</b>	Heisman Trophy Winners – Angelo Bertelli (1943), John Lujack (1947), Leon Hart (1948), John Lattner (1953), Paul Hornung (1956), John Huarte (1964), Tim Brown (1987)
<b>11</b>	Consensus National Championships – 1924, 1929, 1930, 1943, 1946, 1947, 1949, 1966, 1973, 1977, 1988
<b>13</b>	NFL Hall of Famers – the most of any college football program
<b>21</b>	Different seasons Notre Dame has been selected as the National Champion by at least one poll listed in the NCAA official record book
<b>22</b>	Different undefeated regular seasons
<b>52</b>	College Football Hall of Famers – Raghieb Ismail (1988-90) is a 2019 inductee
<b>102</b>	Consensus All-Americans – most recent Julian Love (2018)
<b>926<sup>^</sup></b>	All-time wins – second in college football history.
<b>.731<sup>^</sup></b>	All-time winning percentage – the best in college football history.

**LAST TIME: BOSTON COLLEGE**

- September 16, 2017 - Notre Dame topped Boston College, 49-20, at Alumni Stadium in Chestnut Hill, Mass.
- QB Brandon Wimbush rushed for four touchdowns and 207 yards, an Irish quarterback record. RB Josh Adams ran for 229 yards, and both players posted a 65-yard rush.
- In Notre Dame's sixth-consecutive win over the Eagles, CB Shaun Crawford notched two interceptions and one fumble recovery.
- This installment of the meeting of the only two Catholic schools in the FBS saw the Irish post one sack from DT Jerry Tillery and five tackles for loss. LB Te'von Coney led the Irish with 13 total tackles.
- See a full series history on page five.

**CFB 150**

- The University of the Notre Dame will honor the 150th Anniversary of College Football by donning Under Armour Heritage uniforms that pay homage to the 1988 National Championship team on November 23 against Boston College.

**FOOTBALL STAFF GAME DAY LOCATIONS**

Coach	Title	Location
Brian Kelly	Head Coach	Sideline
Clark Lea	Def. Coordinator/Linebackers	Press Box
Chip Long	Off. Coordinator/Tight Ends	Sideline
Mike Elston	Defensive Line	Sideline
Lance Taylor	Running Backs	Sideline
Jeff Quinn	Offensive Line	Sideline
Todd Lyght	Defensive Backs	Sideline
Terry Joseph	Def. Pass Game Coordinator	Sideline
Brian Polian	Special Teams Coordinator	Sideline
Del Alexander	Wide Receivers	Sideline
Tom Rees	Quarterbacks	Press Box

**BRIAN KELLY WEEKLY AVAILABILITY**

Monday	Game preview press conference	Noon ET Isban Auditorium Video/Transcript available on und.com
Thursday	Brian Kelly Radio Show	7-8 p.m. ET Irish Athletic Center
Saturday	Post-game press conference	Video/Transcript available on und.com
Sunday	Recap of previous day's game	2:00 p.m. ET Teleconference

**STUDENT-ATHLETE WEEKLY AVAILABILITY**

Tuesday	Post Practice Interviews	Approximately 6:15 p.m. ET Isban Auditorium
Saturday	Post Game Interviews	Audio archive on und.com/pressbox

**ALL-AROUND EXCELLENCE**

- The University of Notre Dame was recently ranked 15th in the U.S. News and World Report rankings for Top Colleges.
- Of all teams that have made a College Football Playoff appearance, Notre Dame is the only school in the top 25 of those rankings. The university closest to Notre Dame in the rankings that has also made a CFP appearance is Georgia, which comes in at a tie for 50th.

**SEVEN CAPTAINS IN 2019**

- Quarterback Ian Book, safety Jalen Elliott, wide receiver Chris Finke, safety Alohi Gilman, offensive lineman Robert Hainsey, defensive lineman Khalid Kareem and defensive lineman Julian Okwara will serve as team captains for Notre Dame in 2019.
- The seven total captains matches a program-high from the 2017 season (DeShone Kizer was part of that group but eventually declared for the NFL Draft, leaving the Irish with six captains for the actual football season).
- Saturday's game will serve as Senior Day for the Irish, during which 30 student-athletes will be recognized prior to the game.

**ISBAN AUDITORIUM**

The Isban Auditorium is located in the Guglielmino Athletics Complex, northeast of the Joyce Center and directly north of the Irish Athletics Center (the new indoor football facility). Access to the auditorium is through the main entrance on the west side of 'The Gug.' Parking is available south of the Joyce Center.

**FOOTBALL ATHLETIC COMMUNICATIONS STAFF**

Interim Director of Football Communications Primary Football	Michael Scholl	mscholl@nd.edu o - 574-631-4780 c - 574-876-6248
Assistant Athletic Director Strategic Communications Secondary Football	Aaron Horvath	ahorvat3@nd.edu o - 574-631-8978 c - 574-340-3106
Senior Associate Athletic Director, Media and Brand	Rob Kelly	rkelly1@nd.edu o - 574-631-0979 c - 574-514-6100
Assistant Athletics Communications Director	Claire Kramer	ckramer@nd.edu c - 913-952-6454



Michael Scholl



Aaron Horvath



Rob Kelly



Claire Kramer

**ADDITIONAL INFORMATION**

Additional information and resources, including the 2019 Media Guide, statistics, transcripts, headshots, rosters, videos, audio files and more, can be found at [und.com/pressbox](http://und.com/pressbox).





**SERIES RECORD: 15-9-0 (.625)<sup>^</sup>**

H: 7-5-0; A: <sup>^</sup>5-4-0; N: 3-0-0

Schaefer Stad. Foxboro, Mass.	1975	9-	W	17	3
Liberty Bowl	1983	-13	W	19	18
Home	1987	9-	W	32	25
Home	1992	8-9	W	54	7
Home	1993	1-16	L	39	41
Away	1994	8-	L	11	30
Home	1995	12-	W	20	10
Away	1996	17-	W	48	21
Home	1997		W	52	20
Away	1998	13-	W	31	26
Home	1999	-25	L	29	31
Home	2000	11-	W	28	16
Away	2001		L	17	21
Home	2002	4-	L	7	14
Away	2003		L	25	27
Home	2004	24-	L	23	24
Home	2007	-4	L	14	27
Away	2008		L	0	17
Home	2009		W	20	16
Away	2010		W	31	13
Home	2011	24-	W	16	14
*Away	2012	4-	W	21	6
Fenway Park, Boston	2015	5-	W	19	16
Away	2017		W	49	20

<sup>^</sup> Includes one Notre Dame victory vacated by discretionary NCAA penalty.

**HOME FIELD WIN STREAK**

- The Irish will look to complete an undefeated home slate for the second consecutive season Saturday vs. Boston College. Notre Dame has not achieved back-to-back undefeated home seasons since 1988-89.
- Notre Dame completed an undefeated season at Notre Dame Stadium in 2018 for the second time in four seasons (2015, 6-0) after finishing 6-0 following a 42-13 win over Florida State. From 1990-2011, only the 1998 campaign (6-0) saw a perfect Notre Dame home slate.
- Notre Dame has won 17 straight games at home dating back to Sept. 30, 2017, starting with a victory over Miami (Ohio). It is the third-longest home winning streak for the Irish since Notre Dame Stadium opened in 1930 (28 straight from 1942-50; 19 straight from 1987-90). Clemson and Ohio State are the only other Power 5 programs that boast home streaks of 17 or more games:

School (*Power 5)	Home Winning Streak
Clemson*	22
UCF	20
Ohio State*	19
<b>NOTRE DAME*</b>	<b>17</b>
UAB	17
Oklahoma*	15

- See page nine for home sellout streak information

**ENTERING GAME 9**

**TAKING CARE OF BUSINESS**

- The Irish dominated No. 23 Navy, 52-20, marking the most points Notre Dame has ever scored against a ranked Navy team. The previous high came on Nov. 1, 1958, when the Irish defeated the Mids, 40-20, at Baltimore's Memorial Stadium. It was Notre Dame's 24th victory over a ranked team by a margin of 25 points or more, and it marked the third time the Irish have secured such a win against the Mids.
- Notre Dame and Alabama are the only two teams that have not lost to an unranked team since the beginning of 2017.
- Notre Dame beat Duke handily, 38-7, with a performance that saw QB Ian Book go 18-of-32 for 181 yards and four touchdowns, in addition to a career-best 139 rushing yards. His four-score performance made him one of just two Notre Dame quarterbacks to throw at least four touchdown passes on four occasions, joining Brady Quinn, who accomplished the feat seven times. He was also the first Notre Dame quarterback ever to throw four TD passes and rush for 100 yards in the same game.
- The Irish defeated Virginia Tech, 21-20. QB Ian Book rushed seven yards for a last-minute touchdown to give Notre Dame the score, with K/P Jonathan Doerer netting the go-ahead PAT. The winning drive took 18 plays and covered 87 yards in just 2 minutes and 53 seconds. The last time the Irish scored to win a game in the final minute came against Virginia in 2015.
- Notre Dame forced three-and-outs on six of Virginia Tech's nine drives in the first half, holding the Hokies to 85 yards, against Notre Dame's 243 yards. In the first half at Duke, Notre Dame outgained the Blue Devils, 273-123, limiting them to two of eight third-down conversions, and six drives of four or fewer plays (out of eight total drives), in the first half.
- CB Troy Pride Jr. and DB Kyle Hamilton recorded key pass breakups to force Virginia Tech to a three-and-out at their own four-yard line after Virginia Tech intercepted a Book pass at the VT eight-yard line. The interception marked the first time this season the Irish have not scored on a trip to the red zone. Notre Dame was the last remaining team in the FBS hold a perfect red zone scoring percentage.
- Prior to the break, Notre Dame defeated rival Southern Cal at home, 30-27, on an impressive effort from all three phases. RB Tony Jones rushed for a career-high 176 yards, while K/P Jonathan Doerer sent his name to the Irish record books as the first Notre Dame kicker to make three field goals of 40 yards or more in a single game.
- For the first time in Notre Dame history, an Irish team recorded six touchdown passes in two games during the same season (vs. New Mexico and vs. Bowling Green). The six touchdown passes match the Irish team record for passing touchdowns in a game.
- With 52 total points vs. Bowling Green, it marked the second time this season the Irish recorded at least 50 points. The last time Notre Dame reached that plateau in multiple games in a season was in 2011 when the Irish did it twice (vs. Air Force and vs. Navy).
- Against Bowling Green, Notre Dame's 35-0 halftime lead was the largest since opening a 35-0 halftime margin over Rutgers in 1996.
- Notre Dame has been ranked in the top 25 for 41 consecutive weeks, the longest such streak for the Irish since the 1994 season.
- The contest vs. Virginia marked the second-consecutive week Notre Dame appeared in the week's highest-ranked matchup (lowest total of both squads' rankings). From 2015-2018 among all FBS teams, it has only happened three times: Alabama (Weeks 7-8, 2016; Weeks 10-11, 2018) and Penn State (Weeks 8-9, 2017). As the current AP rankings stand, the only other team with back-to-back top-ranked matchups in 2019 was Florida in Weeks 6-7. No other team is currently scheduled to take on the same slate.

**IAN BOOK NOTABLES**

- Senior quarterback **Ian Book** matched a career high vs. Navy when he passed for five touchdowns, including a 70-yard career-long pass (and career-long passing TD) to WR Braden Lenzy and four scoring passes to WR Chase Claypool. His performance made him one of just two Notre Dame quarterbacks to throw at least four touchdown passes on five occasions, joining Brady Quinn, who accomplished the feat seven times.
- Book now has three games with five TD passes this year (two -Bowling Green- with five in one half) the most in a season by an Irish QB, and is the first Notre Dame passer to record four games with at least four passing TDs in the same season, as well as record five touchdown passes in one half.
- Book had the highest passer rating of any FBS quarterback in Week 12:

Player	School	Passer Rating for Week 12
<b>IAN BOOK</b>	<b>NOTRE DAME</b>	<b>271.8</b>
Micale Cunningham	Louisville	232.9
Kedon Slovis	Southern Cal	218.0
Justin Herbert	Oregon	211.3
Trevor Lawrence	Clemson	211.3

- Book went 18-of-32 for 181 yards and four touchdowns at Duke, in addition to a career-best 139 rushing yards. He also totaled 139 rushing yards, leading the Irish and making him the first player in program history with four passing touchdowns and at least 100 rushing yards in a single game. The last Notre Dame quarterback to rush for more than 100 yards was Brandon Wimbush vs. Wake Forest in 2017 (110). Book’s rushing total was the third-highest for an Irish quarterback since 1996.
- Book opened the game vs. Bowling Green with nine consecutive completions and recorded nine passes of 15 yards or more in the first half. That week, Irish quarterbacks totaled nine completions for 20 or more yards, which tied for the FBS lead (Texas Tech and Miami, Fla.). Book accounted for seven passes of 20 or more yards.
- In Notre Dame’s matchup against New Mexico, Book’s 406 yards of total offense was just the 11th time an Irish quarterback has compiled over 400 yards of total offense since 1996. It was the most since Book posted 399 at Northwestern last season, while DeShone Kizer’s 472 yards against Syracuse in 2016 marked the most recent game with a QB reaching over 400 yards of total offense. Six of the top 12 single-game yardage performances from a quarterback since 1996 have occurred during the Brian Kelly era.
- Book is the first Notre Dame quarterback to start and win consecutive matchups vs. Southern Cal since Rick Mirer (played 1989-92).

**BOOK SOLID LATE**

- In the last four games, Ian Book has not been sacked on third down (40 passing attempts), the best rate among FBS quarterbacks.
- Book completed 29 passes for 336 yards and two touchdowns vs. Virginia Tech, rushing for the game-winning score in the final minute. Book became the fourth Irish QB to complete 29 or more passes at least two times in one season, along with Jimmy Clausen, Brady Quinn and Everett Golson.
- Book posted two career-high rushes vs. Duke, the first for 45 yards in the second quarter and the second for 53 yards on the first play of the fourth quarter.

**HEADED FOR THE RECORD BOOKS**

- With the fourth score in the game vs. Duke, Book reached 48 career touchdown passes (finished the game with 49 for his career) - moving him into fifth all-time in program history (passed DeShone Kizer, 47).

Player	Years	Passing Touchdowns
Brady Quinn	2003-06	95
Tommy Rees	2010-13	61
Jimmy Clausen	2007-09	60
Ron Powlus	1994-97	52
<b>IAN BOOK</b>	<b>2017-19</b>	<b>49</b>
DeShone Kizer	2015-16	47

**NOTEWORTHY DEFENSIVE NOTABLES**

- Notre Dame’s defense held Navy to three points in the first half. With another scoreless first quarter from the Notre Dame defense (fifth of the season), the Irish are allowing just 3.40 points/game in the opening stanza this season.
- The Irish defense forced four Navy fumbles, the most since Notre Dame did it at Michigan in 2008. Just one FBS team has recovered more fumbles than Notre Dame’s 14 this season (Illinois, 16).
- Entering the matchup, Navy had allowed just eight touchdown receptions on the season. The Irish scored five passing touchdowns on the Mids, and Navy did not attempt their first pass until 1:24 remained in the first half.
- The Irish limited Navy to 79 passing yards on the day. Notre Dame’s defense currently ranks fifth among FBS teams in passing yards allowed per game:

School	Total Passing Yards Allowed	Passing Yards Allowed Per Game
Ohio State	1,260	126.0
Clemson	1,413	128.5
Wisconsin	1,543	154.3
Michigan	1,548	154.8
<b>NOTRE DAME</b>	<b>1,625</b>	<b>162.5</b>

- In the first quarter vs. Duke, the Irish held the Blue Devils to 26 yards of offense to Notre Dame’s 180. Notre Dame totaled eight first downs in the quarter while limiting Duke to just one. Duke did not post their second first down until halfway through the second quarter.
- Through the end of the third quarter, the Irish defense limited Duke to just two third-down conversions out of 13 opportunities. Notre Dame converted seven of 13 third downs in that time span.
- In the first half vs. Virginia Tech, Notre Dame forced three-and-outs on six of the Hokies’ nine drives, holding them to 85 yards against Notre Dame’s 243 yards.
- The Irish forced a shutout vs. Bowling Green for the first time since 2014 (vs. Michigan, 31-0), scoring 35 points in the first half. Notre Dame’s 35-0 halftime lead was the largest since opening a 35-0 halftime margin over Rutgers in 1996. It is Notre Dame’s largest shutout margin since that game, when Lou Holtz’s Irish won, 62-0.
- Notre Dame held Bowling Green to just four drives that ended in Notre Dame territory (out of 11 total), the farthest point reached by the Falcons being the ND 23-yard line.
- In 2019, Notre Dame has outscored opponents 69-33 in the third quarter.

**FOLLOW HIS LEA-D**

- Notre Dame has held 22 of 23 opponents during Clark Lea’s tenure as defensive coordinator to 30 points or less. That includes includes ranked opponents LSU, Michigan, Stanford, Virginia Tech, Syracuse, Clemson, Georgia, Virginia and Navy.
- With four forced fumbles vs. Navy, only two FBS teams have created more turnovers than Notre Dame’s 22 (Illinois, 26 and Clemson, 24).

**BORN TO (STOP THE) RUN**

- The Irish defense held Virginia to just four total rushing yards, marking the fourth-lowest total by an opposing team of Notre Dame since 1996, and the fewest in the Brian Kelly era. Notre Dame produced tackles for loss on 44.8 percent of Virginia’s rushing attempts, a rate which led the FBS. The four yards was also the lowest total against a ranked team since Nov. 26, 1966 (Southern Cal, 51-0 win, -12 rushing yards).
- In the first half, Notre Dame held Virginia to -2 rushing yards. In their previous four games, the Cavaliers had rushed for an average of 55.75 yards in the first half.
- Notre Dame’s defense held Georgia to just 34 total yards of offense in the first quarter. The Bulldogs gained at least 150 yards in the first quarter during each of their first three games this season.
- In the first half, Notre Dame outgained Duke, 273-123. The Irish racked up 175 rushing yards to the Blue Devils’ 44. On the game, the Notre Dame defense held Duke to 95 total rushing yards.

**NOTEWORTHY OFFENSIVE NOTABLES**

- Saturday vs. Navy, the Irish marked the third time this season scoring at least 52 points in a game. The 52 points scored marked the most Notre Dame has ever scored against a ranked Navy team. The previous high came on Nov. 1, 1958, when the Irish defeated the Mids, 40-20, at Baltimore’s Memorial Stadium.
- Only four of 12 Irish drives vs. Navy ended without points, scoring on the opening seven drives, and Notre Dame did not punt until midway through the third quarter.
- Notre Dame’s five touchdowns in the first half vs. Navy tie for most by an Irish team in a single half and is the second time this season that Notre Dame has accomplished the feat (Bowling Green, 5).
- With TE George Takacs’ touchdown reception at Duke, the Irish tight ends have totaled nine touchdown catches this season (Kmet - 5, Tremble - 3), the most in a single season for the position group in Notre Dame records. The previous highs came in 2013 and 1991, both with eight.
- At Duke, Notre Dame posted 469 total yards of offense, averaging 6.3 yards per play and controlling the ball for 32:52. The Irish scored first, making their record 5-1 this season when scoring first.
- The matchup vs. Virginia Tech marked the first time this season the Irish did not score on a trip to the red zone. Notre Dame was the last remaining team in the FBS hold a perfect red zone scoring percentage, converting on 24-of-24 visits inside the 20. Of the two dozen scores, 21 were touchdowns (11 rushing, 10 passing).
- The Irish totaled 573 yards of total offense vs. Bowling Green, having a 100-yard receiver (Javon McKinley) and 100-yard rusher (Tony Jones Jr.) for the first time since 2018 at Virginia Tech (WR Miles Boykin and RB Dexter Williams).
- In the first half vs. Bowling Green, Notre Dame recorded 339 yards of total offense, 255 in the air. The Irish averaged 10.6 yards per play and scored five touchdowns.
- Notre Dame’s running backs have recorded 1,325 carries with just one fumble. The streak (1,273), dating back to Nov. 21, 2015, was the longest active streak in the FBS.

**NOTEWORTHY SPECIAL TEAMS NOTABLES**

- K/P **Jonathan Doerer** inscribed his name in Notre Dame record books vs. Southern Cal, becoming the first Irish kicker since Dave Keeve (1977) to make three field goals of 40 or more yards in a single game.
- Doerer made a career-long 52-yard field goal on the opening drive of the second half vs. Southern Cal, also making a 45-yard field goal with 15 seconds remaining in the first half. Doerer added a 43-yard field goal in the fourth quarter. All three surpassed his previous career-long (36 yards).
- Doerer’s 52-yarder also places him in the Irish record books, matching the third-longest field goal made in Notre Dame history. **Dave Reeve** (1976 vs. Pittsburgh) and **Kyle Brindza** (2013 vs. Arizona State in Arlington, Texas) both had 53-yard field goals for the Irish.
- Notre Dame’s last made field goal of 50 yards or longer came in 2015, when **Justin Yoon** netted a 52-yarder against Navy.
- Lending voice to the importance of veteran players making their mark on special teams, in the first quarter at Georgia, **WR Chase Claypool** recovered a Georgia muffed punt return at the Bulldog eight-yard line to set up a Notre Dame touchdown drive (QB Ian Book one-yard pass to TE Cole Kmet). It was Claypool’s first-career fumble recovery.

**NOTEWORTHY INDIVIDUAL NOTABLES**

- **WR Chase Claypool** posted a career-high four touchdown receptions vs. Navy, tying for the most in a single game by an Irish receiver with Maurice Stovall (vs. BYU, 2005). Three of those receptions came in the first half, marking the first time an Irish player has scored three receiving touchdowns in a single half since at least 1950.
- One of those receptions came on a 47-yard pass from Ian Book, marking the longest reception, scoring or otherwise, of Claypool’s career.
- Three of those scoring receptions came in the first half, marking the first time an Irish player has scored three receiving touchdowns in a single half since at least 1950.
- In the month of November over the past four seasons, Claypool has totaled 56 receptions for 902 yards and seven TDs.
- He also recorded eight receptions for 118 yards vs. Virginia Tech, including a key 26-yard catch on fourth down in the final minutes of the game. His reception kept the Irish drive alive, which culminated in the go-ahead touchdown run by Ian Book.
- Claypool caught a seven-yard pass for a touchdown from Book in the first quarter at Duke, his fifth touchdown catch of the season and 11th of his career. It was Claypool’s first score since his two receiving touchdowns vs. Bowling Green. Claypool finished the night with 5 receptions for 97 yards, marking the fifth-highest single-game total of his career.
- Claypool has passed the 400-yard receiving mark for the third consecutive season. He is among only four Notre Dame wideouts since 1996 to accomplish this feat (joining Michael Floyd, Rhema McKnight and Malcolm Johnson).
- Claypool caught two touchdown passes vs. Bowling Green, totaling 61 yards on three total receptions, while catching three passes for 47 yards vs. Southern Cal. He surpassed the 100-career receptions mark on his first catch vs. Virginia, and on his now 121 career receptions, Claypool has recorded 1,676 yards (13.9 average) and 10 touchdowns in four seasons. He joins a group of just 14 other Irish players who have reached the 100-career receptions mark since 1996. The most recent receivers to reach the benchmark were Chris Brown and Will Fuller V.
- Lending voice to the importance of veteran players making their mark on special teams, in the first quarter at Georgia, Claypool recovered a Georgia muffed punt return at the Bulldog eight-yard line to set up a Notre Dame touchdown drive (QB Ian Book one-yard pass to TE Cole Kmet). It was Claypool’s first-career fumble recovery. He also added 6 catches for 66 yards and a touchdown at Georgia.

- **WR Chris Finke** put up the first points at Duke on an 18-yard touchdown catch from Book. Finke recorded his second touchdown of the game on a six-yard pass from Book on Notre Dame's first drive in the third quarter. The two scores mark Finke's first career multi-TD game. He also recorded a career-long 46-yard punt return, and received the game ball.
- **DL Khalid Kareem** recorded two forced fumbles in the first half vs. Navy, his first two of the season and third of his career. The first was recovered by **LB Asmar Bilal** on Navy's opening drive to give Notre Dame possession at the Irish 27-yard line. It was Bilal's first fumble recovery of the season and the second of his career (vs. Clemson, 2018). The second was recovered by **DE Jamir Jones**, his first of the season and the second of his career (vs. Navy, 2018).
- **WR Braden Lenzy** scored on a 70-yard spiral from Book vs. Navy, the longest pass/reception, scoring or otherwise, for both Book and Lenzy in their careers. Lenzy notched his first career rushing touchdown (second career TD), a 51-yard score, in the second quarter vs. Southern Cal. It is Notre Dame's longest rushing touchdown of the season, as well as the second-longest rushing play of the season.
- **LB Drew White** recovered a fumble, the first of his career, near the four-minute mark of the second quarter vs. Navy. He led the Irish in tackles, totaling 10 on the day. White made a career-best 11 tackles in the effort at Michigan, and led the Irish with eight total tackles vs. Virginia Tech.
- **LB Paul Moala** recorded a fumble recovery and returned it for a touchdown vs. Navy, marking his first career recovery and score.
- **CB Troy Pride Jr.** snagged an interception on the opening drive of the second half at Duke, returning it 39 yards. The interception marked the fourth of his career and first of the season.
- **DB Kyle Hamilton** nabbed an interception, the third of his career, to seal the Irish victory in the final seconds vs. Virginia Tech. The freshman's total leads Notre Dame's defense. Only two other true freshman in the FBS have reached the three interception mark this season (LSU's Derek Stingley Jr. – 4, Washington's Cameron Williams – 3).
- **RB Tony Jones Jr.** posted a career-high 176 rushing yards vs. Southern Cal, marking his fourth 100-yard rushing performance of the season and the fifth of his career. His previous rushing career-high came this season vs. Virginia (131 yards).
- Jones Jr. surpassed 100 rushing yards with fewer than three minutes remaining in the first half vs. Southern Cal, and is now tied for 14th in Notre Dame history with four 100-yard rushing games in a season.
- **LB Asmar Bilal** recorded five tackles in the first quarter vs. Southern Cal, totaling 11 (8 solo) on the game and leading the Irish defense. His 11 total tackles mark his single game career high, passing his previous total of nine.
- **LB Jeremiah Owusu-Koramoah** recovered a Virginia Tech fumble, the first fumble recovery of his career, to give the Irish possession at the Hokie 47-yard line late in the second quarter. He also notched his first career sack on Southern Cal's opening drive, setting up an eventual punt for the Trojans.
- **TE Tommy Tremble** recorded his third touchdown reception of the season, Notre Dame's second of the matchup, vs. Virginia Tech. No Notre Dame tight end in their first year of playing experience has caught more touchdown passes than Tremble.
- **K/P Jonathan Doerer** made three field goals of more than 40 yards vs. Southern Cal, becoming the first Irish kicker ever to do so in a single game. (See Noteworthy Special Teams Notables for more details.) Doerer was awarded a game ball, the first of his career.

- In each of the last four games, **TE Cole Kmet** has scored a touchdown, including the first score vs. Virginia Tech, which upped his season total to five. Only one tight end in program history has totaled more touchdown receptions during a single season (Ken MacAfee, 1977 – 6).
- Kmet has totaled 27 receptions over the last six games. Kmet missed the first two games of the season with a collarbone injury. With his second catch vs. Southern Cal, Kmet doubled his career total entering the 2019 season (17) in those four games.
- Kmet posted four catches for 65 yards vs. Virginia, totaling 13 receptions over two games (vs. Virginia and at Georgia). Just two Irish tight ends have totaled more receptions over a two-game span (most was 16 by Kyle Rudolph in 2010 vs. Michigan and Michigan State) since 1996.

Player	Games	Receptions
Kyle Rudolph	Michigan and Michigan State, 2010	16
Tyler Eifert	Air Force and Southern Cal, 2011	15
<b>Cole Kmet</b>	<b>Georgia and Virginia, 2019</b>	<b>13</b>
John Carlson	Navy and North Carolina, 2006	13
Anthony Fasano	Michigan State and Washington, 2005	13
Alizé Mack	Virginia Tech and Pittsburgh, 2018	12

- Kmet totaled a career-high nine catches at Georgia, which tied the program mark for receptions in a single game by a tight end. He tallied 108 receiving yards and a touchdown (seven receptions for 68 yards and a touchdown coming in the first half), and was named the John Mackey Award's Tight End of the Week in Week 4.
- **RB Jahmir Smith** posted a career-long 40-yard rush in the first quarter at Duke, topping his previous high of 24 yards vs. Louisville this season.
- **CB TaRiq Bracy** recovered his first career fumble in the fourth quarter to give the Irish possession at the Duke 29-yard line.
- **First Touches** – A number of Irish players have recorded touchdowns on either their first career touch – or the first touch of the season:
  - Sophomore **Paul Moala** recorded a fumble recovery and returned it for a touchdown vs. Navy, marking his first career recovery and score.
  - Sophomore **George Takacs** recorded his first career reception on a touchdown pass from Ian Book in the fourth quarter at Duke.
  - Sophomore **Jahmir Smith** scored on his first carry of the season, a three-yard plunge in the season opener at Louisville.
  - Sophomore **Tommy Tremble's** first-career reception ended up as a 26-yard touchdown catch against Louisville.
  - Junior **Avery Davis**, who switched from defensive back to running back due to injuries in the Irish offensive backfield, caught his first pass (a short shovel pass from Ian Book) and ran 59 yards untouched for a touchdown against New Mexico.
  - While not his first 'touch' – freshman **Kyle Hamilton** had two pass break ups in the opener at Louisville – Hamilton's first full touch – an interception – he returned for a touchdown against New Mexico.
  - Do second touches count? Sophomore **Braden Lenzy** caught a 22-yard touchdown pass on his second reception of the season versus New Mexico while senior **Javon McKinley's** second and third receptions of the season were both turned into scores against the Lobos.
  - In his first game returning from injury, junior **Cole Kmet** recorded his first catch of the season on the first play from scrimmage at Georgia, also recording his first-career touchdown in the same game.





## HOME SELLOUT STREAK

- “Based on ticket sales through Wednesday, we do not anticipate sellouts for our games against Navy and Boston College,” said University Vice President and James E. Rohr Director of Athletics Jack Swarbrick on Nov. 14, 2019. “That this comes during a time of sustained success for our football program reflects both challenges impacting the ticket market nationwide and the unique dynamics of this year’s schedule. Most importantly, however, we are grateful to our fans who have filled the stadium for the last 273 games -- dating back to our November 1973 game against Air Force -- and 321 of the last 322 contests dating back to 1964. We will continue the tradition of making Notre Dame Stadium a destination for generations of Fighting Irish students, alumni and fans while providing the best possible atmosphere for our student-athletes.”
- Over the streak, Notre Dame was 199-73-1 (.731) and outscored opponents 8,181 - 4,901 (averaging a score of 29.97 - 17.95).
- The 273-game sellout streak is the second-longest in NCAA history (Nebraska’s run currently stands at 373).
- In Notre Dame Stadium history, 77% of the games played have been sold out (364-of-473).
- The total attendance over all 273 games of the streak was 19,160,118. That figure is equal to the population of 187 South Bend, Indiana.
- The average attendance during the streak was 70,184, given that the total capacity of Notre Dame Stadium changed at various points since 1973.
- The attendance of the game vs. Navy was 74,080.

## ON THIS WEEKEND

- Noteworthy historical games, facts and performances for Notre Dame football the third week of November:
  - November 23, 1887 – Notre Dame plays its first-ever football game, losing to Michigan 8-0.
  - November 24, 1979 - The Irish beat Miami, 40-15, in Tokyo, Japan.

### IRISH VS. THE ATLANTIC COAST CONFERENCE

Team	Home				Away				Neutral				Overall			
	W	L	T	%	W	L	T	%	W	L	T	%	W	L	T	%
<b>Boston College</b>	<b>7</b>	<b>5</b>	<b>0</b>	<b>0.583</b>	<b>5*</b>	<b>4</b>	<b>0</b>	<b>0.556</b>	<b>3</b>	<b>0</b>	<b>0</b>	<b>1.000</b>	<b>15*</b>	<b>9</b>	<b>0</b>	<b>0.625</b>
Clemson	0	1	0	0.000	1	1	0	0.500	0	0	0	0.000	1	2	0	0.333
Duke	3	1	0	0.750	1	1	0	0.500	0	0	0	0.000	4	2	0	0.667
Florida State	2	2	0	0.500	1	1	0	0.500	0	3	0	0.000	3	6	0	0.333
Georgia Tech	16	3	0	0.842	12	2	1	0.833	0	1	0	0.000	28	6	1	0.814
Louisville	0	1	0	0.000	1	0	0	0.000	0	0	0	0.000	1	1	0	0.500
Miami (Fla.)	9	1	0	0.900	6	7	1	0.464	2	0	0	1.000	17*	8	1	0.673
North Carolina	12	0	0	1.000	5	2	0	0.714	1	0	0	1.000	18	2	0	0.900
NC State	1	0	0	1.000	0	1	0	0.000	0	1	0	0.000	1	2	0	0.333
Pittsburgh	21	10	0	0.667	27	11	1	0.705	0	0	0	0.000	48*	21	1	0.693
Syracuse	2	1	0	0.667	1	1	0	0.500	3	1	0	0.750	6	3	0	0.667
Virginia	1	0	0	1.000	1	0	0	1.000	1	0	0	1.000	3	0	0	1.000
Virginia Tech	1	1	0	0.500	1	0	0	1.000	0	0	0	0.000	2	1	0	0.667
Wake Forest	2*	0	0	1.000	2	0	0	1.000	0	0	0	0.000	4	0	0	1.000
<b>TOTAL</b>	<b>77</b>	<b>26</b>	<b>0</b>	<b>0.748</b>	<b>64*</b>	<b>31</b>	<b>3</b>	<b>0.668</b>	<b>11</b>	<b>6</b>	<b>0</b>	<b>0.647</b>	<b>151</b>	<b>63</b>	<b>3</b>	<b>0.703</b>

\* - Includes 20 regular-season wins and two postseason appearances vacated under discretionary NCAA penalty.



## NOTRE DAME ACC SCHEDULING AGREEMENT

- In a partnership that began in 2014, the University of Notre Dame and the Atlantic Coast Conference agreed to schedule the Irish to play, on average, five ACC opponents each season. Originally scheduled through the 2025 season, the games have now been scheduled through the 2037 campaign.
- Notre Dame is 22-7 (.759) against ACC opponents since the scheduling agreement began during the 2014 season:

Year	Opponent	H/A/N	W/L	Score
2014	Syracuse	N	W	31-15
2014	North Carolina	H	W	50-43
2014	Florida State	A	L	27-31
2014	Louisville	H	L	28-31
2015	Virginia	A	W	34-27
2015	Georgia Tech	H	W	30-22
2015	Clemson	A	L	22-24
2015	Pittsburgh	A	W	42-30
2015	Wake Forest	H	W	28-7
2015	Boston College	N	W	16-13
2016	Duke	H	L	35-38
2016	Syracuse	N	W	50-33
2016	NC State	A	L	3-10
2016	Miami	H	W	30-27
2016	Virginia Tech	H	L	31-34
2017	Boston College	A	W	49-20
2017	North Carolina	A	W	33-10
2017	NC State	H	W	35-14
2017	Wake Forest	H	W	48-37
2017	Miami	A	L	8-41
2018	Wake Forest	A	W	56-27
2018	Virginia Tech	A	W	45-23
2018	Pittsburgh	H	W	19-14
2018	Florida State	H	W	42-13
2018	Syracuse	N	W	36-3
2019	Louisville	A	W	35-17
2019	Virginia	H	W	35-20
2019	Virginia Tech	H	W	21-20
2019	Duke	A	W	38-7

- So far in 2019, the Irish have defeated Louisville, Virginia, Virginia Tech and Duke as part of the scheduling agreement. Notre Dame is set to face Boston College (Nov. 23) this season.
- There have been, and in the future there will be, seasons when the Irish face just four ACC opponents but will eventually even out the agreement by facing six ACC teams in another year (this occurred in 2014 and 2015 and is set to occur in 2021-22 and 2022-23).

## NOTRE DAME ACC FUTURE SCHEDULES

Year	Opponent	H/A/N
2020	Wake Forest	A
2020	Pittsburgh	A
2020	Duke	H
2020	Clemson	H
2020	Louisville	H
2021	*Florida State	A
2021	Virginia Tech	A
2021	North Carolina	H
2021	Virginia	H
2021	Georgia Tech	H
2022	North Carolina	A
2022	Syracuse	A
2022	Boston College	H
2022	Clemson	H
2023	NC State	A
2023	Duke	A
2023	Louisville	A
2023	Wake Forest	H
2023	Clemson	A
2023	Pittsburgh	H
2024	Miami	H
2024	Georgia Tech	A
2024	Florida State	H
2024	Virginia	H
2025	Miami	A
2025	NC State	H
2025	Boston College	A
2025	Pittsburgh	A
2025	Syracuse	H
2026	Florida State	A
2026	Louisville	H
2026	North Carolina	A
2026	Syracuse	H
2026	Virginia	H
2027	Clemson	A
2027	Duke	A
2027	Georgia Tech	H
2027	Virginia Tech	H
2027	Wake Forest	A
2028	Boston College	H
2028	Clemson	H
2028	Miami	H
2028	Pittsburgh	A
2028	Virginia Tech	A
2029	Florida State	A
2029	Georgia Tech	H
2029	NC State	A
2029	Syracuse	A
2029	Wake Forest	H
2030	Boston College	A
2030	Duke	H
2030	Florida State	H
2030	Louisville	A
2030	North Carolina	H
2031	*Clemson	A
2031	Miami	H
2031	North Carolina	A
2031	NC State	H
2031	Virginia	A
2032	Florida State	H
2032	Georgia Tech	A
2032	Louisville	H
2032	Miami	A
2032	Wake Forest	H
2033	Boston College	A
2033	Duke	A
2033	Louisville	A
2033	Pittsburgh	H
2033	Virginia Tech	H
2034	Clemson	H
2034	Miami	A
2034	Pittsburgh	A
2034	Syracuse	H
2034	Virginia	H
2035	Boston College	H
2035	Duke	H
2035	Louisville	A
2035	NC State	A
2035	Virginia	A
2036	Florida State	H
2036	Georgia Tech	A
2036	North Carolina	A
2036	Pittsburgh	H
2036	*Virginia Tech	A
2037	Clemson	A
2037	Miami	H
2037	NC State	H
2037	Syracuse	A
2037	Wake Forest	A

\* - Labor Day Monday

IRISH IN THE NFL (As of October 15)			
Player	Team	Pos.	Notes
Josh Adams	NY Jets	RB	Second Season (practice squad)
Alex Bars	Chicago	OL	First season
Miles Boykin	Baltimore	WR	First season
Sheldon Day	San Francisco	DT	Fourth season
Tyler Eifert	Cincinnati	TE	Seventh season
Matthias Farley	NY Jets	SS	Fourth season
Will Fuller	Houston	WR	Fourth season
Bennett Jackson	Baltimore	SS	Sixth season
J.J. Jansen	Carolina	LS	12th season
DeShone Kizer	Oakland	QB	Third season
Ben Koyack	Jacksonville	TE	Fourth season
Julian Love	NY Giants	CB	First season
Cole Luke	Carolina	CB	Third season (practice squad)
Nick Martin	Houston	C	Fourth season
Zack Martin	Dallas	OG	Sixth season
Mike McGlinchey	San Francisco	OT	Second season
Sam Mustipher	Chicago	OL	First season (practice squad)

IRISH IN THE NFL (As of October 15)			
Player	Team	Pos.	Notes
Quenton Nelson	Indianapolis	OG	Second season
Romeo Okwara	Detroit	DE	Fourth season
James Onwualu	Jacksonville	OLB	Third season (injured reserve)
C.J. Prosise	Seattle	RB	Fourth season
Theo Riddick	Denver	RB	Seventh season (injured reserve)
Isaac Rochell	LA Chargers	DT	Third season
Kyle Rudolph	Minnesota	TE	Ninth season
Harrison Smith	Minnesota	FS	Eighth season
Jaylon Smith	Dallas	ILB	Fourth season
Durham Smythe	Miami	TE	Second season
Eq. St. Brown	Green Bay	WR	Second season (injured reserve)
Ronnie Stanley	Baltimore	OT	Fourth season
Golden Tate	NY Giants	WR	10th season
Jerry Tillery	LA Chargers	DT	First season
Drue Tranquill	LA Chargers	LB	First season
Stephon Tuitt	Pittsburgh	DE	Sixth season (injured reserve)
Dexter Williams	Green Bay	RB	First season
Sam Young	San Francisco	T	10th season

## NFL CAPTAINCY

- Three Notre Dame football alums have been named team captains for the 2019-20 NFL season. Jaylon Smith and Zack Martin were named captains for the Dallas Cowboys, while Kyle Rudolph was named a captain for the Minnesota Vikings.

## ALL-PRO MIDSEASON

- Four former Irish players were named to ESPN's Bill Barnwell's All-Pro Team at midseason: LT Ronnie Stanley (Baltimore), LG Quenton Nelson (Indianapolis), RG Zack Martin (Dallas) and S Harrison Smith (Minnesota).

COLLEGE FOOTBALL PLAYOFF (Nov.19)			
Rk	Team	Record	Trend
1	LSU	10-0	—
2	Ohio State	10-0	—
3	Clemson	11-0	—
<b>4</b>	<b>Georgia</b>	<b>9-1</b>	<b>—</b>
5	Alabama	9-1	—
6	Oregon	9-1	—
7	Utah	9-1	—
8	Penn State	9-1	+1
9	Oklahoma	9-1	+1
10	Minnesota	9-1	-2
11	Florida	9-2	—
12	Wisconsin	8-2	+2
<b>13</b>	<b>Michigan</b>	<b>8-2</b>	<b>+2</b>
14	Baylor	9-1	-1
15	Auburn	7-3	-3
<b>16</b>	<b>NOTRE DAME</b>	<b>8-2</b>	<b>—</b>
17	Iowa	7-3	+3
18	Memphis	9-1	—
19	Cincinnati	9-1	-2
20	Boise State	9-1	+1
21	Oklahoma State	7-3	+1
22	Iowa State	6-4	NR
<b>23</b>	<b>Southern Cal</b>	<b>7-4</b>	<b>NR</b>
24	Appalachian State	9-1	+1
25	SMU	9-1	NR

ASSOCIATED PRESS TOP 25 (Nov. 17, 2019)				
Rk	Team (1st Place Votes)	Rec.	Points	Trend
1	LSU (54)	10-0	1542	—
2	Ohio State (5)	10-0	1478	—
3	Clemson (3)	11-0	1442	—
<b>4</b>	<b>Georgia</b>	<b>9-1</b>	<b>1343</b>	<b>+1</b>
5	Alabama	9-1	1263	-1
6	Oregon	9-1	1243	—
7	Utah	9-1	1155	+1
8	Oklahoma	9-1	1144	+2
9	Penn State	9-1	1030	—
10	Florida	9-2	984	+1
11	Minnesota	9-1	902	-4
<b>12</b>	<b>Michigan</b>	<b>8-2</b>	<b>829</b>	<b>+2</b>
13	Baylor	9-1	787	-1
14	Wisconsin	8-2	746	+1
<b>15</b>	<b>NOTRE DAME</b>	<b>8-2</b>	<b>676</b>	<b>+1</b>
16	Auburn	7-3	623	-3
17	Cincinnati	9-1	536	—
18	Memphis	9-1	520	—
19	Iowa	7-3	493	+4
20	Boise State	9-1	379	-1
21	SMU	9-1	328	-1
22	Oklahoma State	7-3	200	+3
23	Appalachian State	9-1	154	NR
24	Texas A&M	7-3	132	NR
<b>25</b>	<b>Virginia Tech</b>	<b>7-3</b>	<b>61</b>	<b>NR</b>







COACHES POLL (Nov. 17, 2019)				
Rk	Team (1st Place Votes)	Rec.	Points	Trend
1	LSU (55)	10-0	1615	—
2	Ohio State (6)	10-0	1550	—
3	Clemson (4)	11-0	1513	—
<b>4</b>	<b>Georgia</b>	<b>9-1</b>	<b>1383</b>	<b>+1</b>
5	Alabama	9-1	1366	-1
6	Oregon	9-1	1301	—
7	Oklahoma	9-1	1219	+1
8	Utah	9-1	1177	+1
9	Penn State	9-1	1081	+2
10	Florida	9-2	1031	+2
11	Minnesota	9-1	899	-4
<b>12</b>	<b>Michigan</b>	<b>8-2</b>	<b>851</b>	<b>+2</b>
13	Baylor	9-1	841	-3
14	Wisconsin	8-2	786	+1
<b>15</b>	<b>NOTRE DAME</b>	<b>8-2</b>	<b>760</b>	<b>+1</b>
16	Auburn	7-3	614	-3
17	Cincinnati	9-1	566	—
18	Memphis	9-1	539	—
19	Boise State	9-1	469	—
20	Iowa	7-3	434	+2
21	SMU	9-1	341	-1
22	Appalachian State	9-1	224	+2
23	Oklahoma State	7-3	212	NR
24	Texas A&M	7-3	101	NR
25	San Diego State	8-2	47	NR

**2019 rankings released Tuesdays (ESPN)**

- Nov. 26 & Dec. 3 at 7 p.m. ET
- Selection show Sunday, Dec. 8 at Noon ET

**Others receiving votes:** Indiana 47, Iowa State 31, **Virginia 23**, Navy 13, Air Force 12, Pittsburgh 9, San Diego State 7, **USC 6**, Washington 6, Texas 4, Illinois 1, North Dakota State 1

**Others receiving votes:** **Virginia Tech 46**, Air Force 43, Indiana 39, **Navy 25**, **Virginia 20**, Louisiana Tech 10, Louisiana 8, Pittsburgh 7, **USC 3**, Wake Forest 2, Temple 1, Kansas State 1

2019 NOTRE DAME OPPONENT UPDATE					
Rk	Team	Record	Last Week	This Week	Next Week
		6-4 4-3 ACC Atlantic	W, 34-20 at NC State	vs. Syracuse 4 p.m.	at Kentucky Noon
		2-8 0-6 MWC Mount.	L, 42-9 at Boise State	vs. Air Force 2 p.m.	vs. Utah State 4 p.m.
4/4/4		9-1 6-1 SEC East	W, 21-14 at Auburn	vs. Texas A&M 3:30 p.m.	at Georgia Tech
--/RV/RV		7-3 5-2 ACC Coastal	IDLE	vs. Liberty Noon	vs. Virginia Tech
		3-6 2-3 MAC East	IDLE	at Miami (Ohio) 8 p.m. Wednesday	vs. Ohio 7:30 p.m. Tuesday
23/RV/RV		7-4 6-2 Pac-12 South	W, 41-17 at California	vs. UCLA 3:30 p.m.	IDLE

2019 NOTRE DAME OPPONENT UPDATE					
Rk	Team	Record	Last Week	This Week	Next Week
13/12/12		8-2 5-2 Big Ten East	W, 44-10 vs. Michigan St.	at Indiana 3:30 p.m.	vs. Ohio State Noon
--/25/RV		7-3 4-2 ACC Coastal	W, 45-0 at Georgia Tech	vs. Pittsburgh 3:30 p.m.	at Virginia
		4-6 2-4 ACC Coastal	L, 49-6 vs. Syracuse	at Wake Forest 7:30 p.m.	vs. Miami (Fla.)
		7-2 5-1 AAC West	L, 52-20 at Notre Dame	vs. SMU 3:30 p.m.	at Houston
		5-5 3-4 ACC Atlantic	IDLE	at Notre Dame 2:41 p.m.	at Pittsburgh
		4-6 3-5 Pac-12 North	L, 49-22 at Washington St.	vs. California	vs. Notre Dame

**THE BRIAN KELLY FILE**

37th year in coaching // 29th year as head coach // 10th year at Notre Dame					
Alma Mater: Assumption College (1983)					
School	Seasons	Record			Pct.
Grand Valley State	13	118	35	2	0.768
Central Michigan	3	19	16	0	0.543
Cincinnati	3	34	6	0	0.850
Notre Dame	10	89 <sup>^</sup>	37	0	0.706
<b>TOTALS</b>	<b>29</b>	<b>260<sup>^</sup></b>	<b>94</b>	<b>2</b>	<b>0.733</b>

**BRIAN KELLY -  
THE DICK CORBETT HEAD FOOTBALL COACH**

- Winningest coach in FBS (260<sup>^</sup> wins)
- One of only four FBS coaches with over 300 games as a head coach
- Only three-time winner of the Home Depot Coach of the Year Award ('09, '12, '18)
- With 10 or more wins in 2015, 2017 and 2018, Kelly joined Knute Rockne, Ara Parseghian and Lou Holtz as the only Notre Dame coaches to hit the double-digit mark in wins three times
- Ranks second in winning percentage among active FBS coaches (.732<sup>^</sup>) who have coached in 300 or more career games (Nick Saban - .789)
- Second-youngest coach to reach 200 career victories at a major school
- Has finished .500 or better in 27 of 29 seasons as a head coach
- Boasts a 16-8 record in postseason as a head coach
- Joins Knute Rockne (13), Frank Leahy, Ara Parseghian and Lou Holtz (11) as the only Notre Dame coaches to spend 10 or more seasons on the Irish sidelines.
- Kelly is the first coach to post three or more shutouts in an Irish career since Lou Holtz.
- With the 52-20 win over Navy in 2019, Kelly became just the third coach in Notre Dame history with three or more wins of at least 25 points over ranked teams. Lou Holtz and Frank Leahy each secured eight such victories. Ara Parseghian and Dan Devine had two such victories apiece.

**HONORS AND ACCOLADES**

Year	Award
2018	Home Depot National Coach of the Year
2018	Stallings National Coach of the Year
2012	AP National Coach of the Year
2012	Walter Camp National Coach of the Year
2012	Sporting News National Coach of the Year
2012	Home Depot National Coach of the Year
2012	Liberty Mutual National Coach of the Year
2012	AFCA National Coach of the Year
2009	Home Depot National Coach of the Year

<sup>^</sup> - Includes 20 regular-season wins and two postseason appearances vacated under discretionary NCAA penalty.

**WINNINGEST ACTIVE FBS COACHES (By wins)**

Rk.	Coach	School	Years	Record			Pct.
1.	BRIAN KELLY	NOTRE DAME	29	260 <sup>^</sup>	94	2	.733
2.	Mack Brown	North Carolina	30	248	128	1	.659
3.	Nick Saban	Alabama	23	241	64	1	.789
4.	Gary Patterson	TCU	19	172	68	0	.717
5.	Kirk Ferentz	Iowa	23	171	125	0	.578

**ACTIVE FBS LONGEVITY**

Rk.	Coach	School	Games
1.	Mack Brown	North Carolina	377
2.	BRIAN KELLY	NOTRE DAME	356 <sup>^</sup>
3.	Nick Saban	Alabama	305
4.	Kirk Ferentz	Iowa	296
5.	Dave Clawson	Wake Forest	243

**WINNINGEST ACTIVE FBS COACHES (By percentage, min. 5 years)**

Rk.	Coach	School	Years	Record			Pct.
1.	Dabo Swinney	Clemson	11	127	30	0	.809
2.	Chris Petersen	Washington	13	145	37	0	.797
3.	Nick Saban	Alabama	23	241	64	1	.789
4.	Jimbo Fisher	Texas A&M	9	99	30	0	.767
5.	BRIAN KELLY	NOTRE DAME	29	260 <sup>^</sup>	94	2	.733
6.	Chip Kelly	UCLA	5	54	21	0	.720
7.	Jim Harbaugh	Michigan	11	104	41	0	.717
8.	Gary Patterson	TCU	19	172	68	0	.717

**MOST YEARS COACHING (ACTIVE FBS)**

Rk.	Coach	School	Years
1.	Mack Brown	North Carolina	30
2.	BRIAN KELLY	NOTRE DAME	29
3.	Nick Saban	Alabama	23
4.	Kirk Ferentz	Iowa	23
5.	Dave Clawson	Wake Forest	19

THE RECORD WHEN...								
Stat	Kelly's Career			Kelly at ND		2019		
	Record (W-L-T)			Record (W-L)		Record (W-L)		
Home	131	33	1	38	13	6	0	
Away	92	52	1	18	18	2	2	
Neutral	16	8	0	12	5	0	0	
In overtime	4	5	0	0	3	0	0	
Coming off a loss	53	29	0	19	13	3	0	
Coming off a win	168	53	1	45	23	5	2	
Coming off an open date	20	3	0	9	2	1	1	
vs. AP Top 25	25	20	0	15	16	2	2	
Both teams are in the AP Top 25	16	18	0	12	16	2	2	
Neither team is in the AP Top 25	49	28	0	17	12	0	0	
Team is ranked higher	66	16	0	44	13	8	1	
Opponent is ranked higher	9	15	0	6	11	0	1	
vs. In-State Opponents	74	22	2	4	0	0	0	
In August	4	2	0	1	0	0	0	
In September	75	35	0	23	12	3	1	
In October	81	25	2	21	8	2	1	
In November	68	26	0	20	13	3	0	
In December	10	2	0	2	1	0	0	
In January	1	3	0	1	2	0	0	
On TV (except GVSU regular season)	96	43	0	68	36	8	2	
On NBC	42	13	0	42	13	6	0	
On NBCSN	2	0	0	2	0	0	0	
On ABC	15	12	0	13	12	0	1	
On ACCN	1	0	0	1	0	1	0	
On ESPN	14	7	0	6	5	0	0	
On ESPN2	8	2	0	0	0	0	0	
On CBS	3	3	0	3	3	0	1	
On FOX	1	3	0	1	3	0	0	
On CBS Sports Network	0	0	0	0	0	0	0	
Afternoon Games	160	61	2	42	17	5	0	
Night Games (6 p.m. or later)	79	32	0	25	19	3	2	
Decided by three points or fewer	41	23	2	8	11	2	0	
Decided by seven points or fewer	72	39	2	17	16	0	1	
Scoring first	164	38	0	50	20	6	1	
Opponent scores first	73	55	2	18	16	2	1	
Leading at halftime	193	21	0	58	11	6	1	
Tied at halftime	16	3	0	5	1	1	0	
Trailing at halftime	30	69	2	5	24	1	1	
Leading after three quarters	205	17	0	57	9	7	0	
Tied after three quarters	12	6	1	4	5	0	0	

THE RECORD WHEN...								
Stat	Kelly's Career			Kelly at ND		2019		
	Record (W-L-T)			Record (W-L)		Record (W-L)		
Trailing after three quarters	22	70	1	7	22	1	2	
Scoring 40+ points	93	3	0	25	2	3	0	
Scoring 30-39 points	69	11	0	23	7	4	0	
Scoring 20-29 points	56	36	1	14	14	1	0	
Scoring 0-19 points	20	43	1	5	13	0	2	
Allowing 40+ points	7	23	0	1	9	0	0	
Allowing 30-39 points	16	35	0	5	15	0	0	
Allowing 20-29 points	66	27	1	18	10	4	1	
Allowing 0-19 Points	149	8	1	43	2	4	0	
Outrushing opponent	186	29	1	49	8	5	0	
Getting outrushed	48	62	1	17	28	3	2	
Passing for more yards	152	62	1	39	29	6	1	
Passing for fewer yards	85	30	1	28	7	2	1	
Outgaining opponent	200	31	1	55	14	8	0	
Outgained by opponent	36	59	1	12	22	0	2	
Winning time of possession battle	121	28	0	32	6	3	0	
Losing time of possession battle	115	63	2	35	30	5	2	
Scoring a defensive or special teams TD	73	9	0	14	5	3	0	
Allowing a defensive or special teams TD	25	30	0	11	11	1	0	
Fewer penalty yards	73	41	1	34	16	3	0	
More penalty yards	157	49	1	32	19	5	2	
Winning turnover battle	137	15	0	34	4	5	0	
Losing turnover battle	62	54	1	22	26	1	2	
Having an individual 100-yard rusher	113	26	1	30	9	4	0	
Having an individual 100-yard receiver	94	33	0	24	16	4	1	
Having an individual 200-yard passer	156	49	1	42	24	4	0	
Having a QB rush for 100 yards	9	1	0	7	1	1	0	
Allowing an individual 100-yard rusher	44	51	1	12	23	2	1	
Allowing an individual 100-yard receiver	70	38	0	14	13	2	0	
Allowing an individual 200-yard passer	95	47	1	28	23	2	0	

2019 HONORS & AWARDS			
Player	Year	Pos.	Awards
Brian Kelly			Bear Bryant Award Watch List
Offensive Line			Joe More Award Midseason Honor Roll
Jafar Armstrong	Jr.	RB	Doak Walker Award Watch List
Ian Book	Sr.	QB	Maxwell Trophy Watch List Davey O'Brien Award Watch List Walter Camp Award Watch List Notre Dame 'Warrior of the Game' vs. Bowling Green (10/5) Selected to the Davey O'Brien Award's Great 8 List for Week 6 Top 20 finalist for the Johnny Unitas Golden Arm Award Manning Award Star of the Week vs. Navy
Chase Claypool	Sr.	WR	Notre Dame 'Warrior of the Game' vs. Navy (11/16)
Avery Davis	Jr.	RB	Notre Dame 'Warrior of the Game' vs. New Mexico (9/14)
Jonathan Doerer	Jr.	K/P	Notre Dame 'Warrior of the Game' vs. Southern Cal (10/12)
Liam Eichenberg	Jr.	OL	Outland Trophy Watch List
Jalen Elliott	Sr.	S	Wuerffel Trophy Watch List
Chris Finke	Gr.	WR	William V. Campbell Trophy Semifinalist Burlsworth Trophy Nominee Notre Dame 'Warrior of the Game' vs. Duke (11/9) CoSIDA Academic All-District Team
Alohi Gilman	Sr.	S	Associated Press Preseason All-American (Second Team) Bronko Nagurski Trophy Watch List Jim Thorpe Award Watch List Pro Football Focus National Defensive Team of the Week (Week 5)
Robert Hainsey	Jr.	OL	Pro Football Focus National Offensive Team of the Week (Week 5)
Khalid Kareem	Sr.	DL	Chuck Bednarik Award Watch List Bronko Nagurski Trophy Watch List Notre Dame 'Warrior of the Game' vs. Virginia (9/28) Pro Football Focus National Defensive Second Team of the Week (Week 5)
Tommy Kraemer	Jr.	OL	Associated Press Preseason All-American (Second Team) Outland Trophy Watch List
Cole Kmet	Jr.	TE	John Mackey Award Watch List John Mackey Award Tight End of the Week (Week 4) CoSIDA Academic All-District Team
Tony Jones, Jr.	Sr.	RB	Doak Walker Award Watch List
Julian Okwara	Sr.	DE	Associated Press Preseason All-American (Second Team) Bronko Nagurski Trophy Watch List Walter Camp Defensive Player of the Week (Week 5) Pro Football Focus National Defensive Team of the Week (Week 5) Notre Dame 'Warrior of the Game' vs. Virginia (9/28)
Tommy Tremble	So.	TE	Notre Dame 'Warrior of the Game' at Louisville (9/2)
Jarrett Patterson	So.	C	Rimington Trophy Watch List

STARTER SHEET				
OFFENSE	Pos.	2019	Streak	Career
Chase Claypool	WR	10	12	30
Tommy Kraemer	RG/RT	7	0	29
Liam Eichenberg	LT	10	24	24
Robert Hainsey	RT/RG	8	0	22
Ian Book	QB	10	13	20
Chris Finke	WR	8	5	17
Aaron Banks	LG	10	16	16
Cole Kmet	TE	8	8	15
Tony Jones, Jr.	RB	9	2	13
Jarrett Patterson	C	10	10	10
Trevor Ruhland	LG/RG	3	3	8
Tommy Tremble	TE	5	1	5
Jafar Armstrong	RB	2	0	4
Brock Wright	TE	2	0	3
Lawrence Keys III	WR	2	0	2
Josh Lugg	RT	2	2	2
Javon McKinley	WR	2	0	2
Braden Lenzy	WR	1	0	1
Michael Young	WR	1	0	1

DEFENSE	Pos.	2019	Streak	Career
Jalen Elliott	S	10	36	36
Troy Pride Jr.	CB	10	16	29
Alohi Gilman	S	10	23	23
Khalid Kareem	DL	10	23	23
Julian Okwara	DL	9	0	21
Asmar Bilal	LB	9	9	18
Daelin Hayes	DL	0	0	13
Kurt Hinish	NG	10	10	10
Jeremiah Owusu-Koramoah	LB	10	10	10
Myron Tagovailoa-Amosa	DT	10	10	10
Drew White	LB	9	4	9
Shaun Crawford	CB	5	1	8
Donte Vaughn	CB	3	0	8
Tariq Bracy	CB	2	0	2
Jordan Genmark Heath	LB	1	0	2
Kyle Hamilton	S	1	0	1
Jamir Jones	DE	1	1	1

CAREER STARTS BY POSITION										
WR	LT	LG	C	RG	RT	TE	WR	QB	WR	RB
McKinley (2)	Eichenberg (24)	Kraemer (16)	Patterson (10)	Banks (14)	Hainsey (21)	Kmet (16)	Claypool (30)	Book (20)	Finke (17)	Jones Jr. (12)
Keys (2)		Ruhland (3)		Ruhland (5)	Kraemer (13)	Wright (3)			Young (1)	Armstrong (4)
Lenzy (1)		Banks (2)		Hainsey (1)	Lugg (2)	Tremble (5)				
DL	DL	DL	DL	ROV	MIKE	BUCK	CB	S	S	CB
Kareem (23)	Tagovailoa-Amosa (10)	Hinish (10)	Okwara (21)	Owusu-Koramoah (9)	White (9)	Bilal (14)	Pride Jr. (29)	Gilman (23)	Elliott (36)	Crawford (8)
			Hayes (13)	Bilal (4)			Griffith (1)	Hamilton (1)	Owusu-Koramoah (1)	Vaughn (7)
			Jones (1)	Genmark Heath (3)			Vaughn (1)			Bracy (2)

**NOTRE DAME**

**Rushing**

Had 500 or more yards:	at Boston College, 2017 (515)
Had 450 or more yards:	at Boston College, 2017 (515)
Had 400 or more yards:	at Boston College, 2017 (515)
Had 300 or more yards:	vs. Southern Cal, 2019 (308)
Had 70 or more rushing attempts:	vs. Michigan State, 1991 (76)
Had 60 or more rushing attempts:	vs. Navy, 2007 (63)
Had 50 or more rushing attempts:	vs. Florida State, 2018 (50)
Had eight or more rush TDs:	vs. Pittsburgh, 1965 (9)
Had seven or more rush TDs:	at Boston College, 2017 (7)
Had six or more rush TDs:	at Wake Forest, 2018 (6)
Had five or more rush TDs:	at Wake Forest, 2018 (6)
Had four or more rush TDs:	vs. Virginia, 2019 (4)
Had two or more players with 200 rush yards in a game:	at Boston College, 2017 (Josh Adams 229, Brandon Wimbush 207)
Had three players with 100 rush yards in a game:	vs. Temple, 2017 (Josh Adams 161, DeShone Kizer 124, Brandon Wimbush 106)
Had two or more players with 100 rush yards in a game:	vs. USC, 2017 (Josh Adams 191, Brandon Wimbush 106)
Had a quarterback rush for 100 yards in a game:	vs. Duke, 2019 (Ian Book, 139)

**Passing**

Had 500 or more yards:	at USC, 1970 (526)
Had 400 or more yards:	vs. New Mexico, 2019 (434)
Had 300 or more yards:	vs. Navy, 2019 (305)
Had 50 or more pass attempts:	vs. Virginia Tech, 2019 (53)
Had 40 or more pass attempts:	vs. Virginia Tech, 2019 (53)
Had 30 or more pass attempts:	at Duke, 2019 (32)
Had 35 or more pass completions:	at Clemson, 2015 (35)
Had 30 or more pass completions:	at Clemson, 2015 (35)
Had 25 or more pass completions:	vs. Virginia Tech, 2019 (29)
Had six or more passing TDs:	vs. Bowling Green, 2019 (6)
Had five or more passing TDs:	vs. Navy, 2019 (5)
Had four or more passing TDs:	vs. Navy, 2019 (5)
Had three or more passing TDs:	vs. Navy, 2019 (5)
Had three or more passing TDs in a half:	vs. Navy, 2019 (4)
Had five or more passes intercepted:	vs. USC, 1967 (7)
Had four or more passes intercepted:	at Arizona State, 2014 (4)
Had three or more passes intercepted:	vs. Ball State, 2018 (3)

**Receiving**

Had two players with 100 receiving yards in a game:	at Stanford, 2017 (Kevin Stepherson - 112, Equanimeous St. Brown - 111)
Had a player with over 150 receiving yards in a game:	vs. Wake Forest, 2017 (Chase Claypool - 180)
Had two players with 10 catches in a game:	vs. BYU, 2005 (Maurice Stovall - 14, Jeff Samardzija - 10)

**Combination Offense**

Had a 400-yard passer and 100-yard rusher in a game:	vs. Syracuse, 2016 (DeShone Kizer - 471, Josh Adams - 102)
Had a 300-yard passer and 100-yard rusher in a game:	vs. Navy, 2018 (Ian Book - 330, Dexter Williams - 142)
Had a 400-yard passer and 100-yard receiver in a game:	vs. Syracuse, 2016 (DeShone Kizer - 471, Equanimeous St. Brown - 182)
Had a 300-yard passer and 100-yard receiver in a game:	vs. Virginia Tech, 2019 (Ian Book - 336, Chase Claypool - 118)
Had a 400-yard passer, 100-yard rusher and 100-yard receiver in a game:	vs. Syracuse, 2016 (DeShone Kizer - 471, Josh Adams - 102, Equanimeous St. Brown - 182)
Had a 300-yard passer, 100-yard rusher and 100-yard receiver in a game:	vs. Syracuse, 2016 (DeShone Kizer - 471, Josh Adams - 102, Equanimeous St. Brown - 182)
Had a 200-yard passer, 100-yard rusher and 100-yard receiver in a game:	vs. Bowling Green, 2019 (Ian Book - 261, Tony Jones Jr. - 102, Javon McKinley - 104)
Had a 400-yard passer and 100-yard rusher in a game:	vs. Syracuse, 2016 (DeShone Kizer - 471, Josh Adams - 102)
Had a 300-yard passer and 100-yard rusher in a game:	vs. Syracuse, 2016 (DeShone Kizer - 471, Josh Adams - 102)
Had a 200-yard passer and 100-yard rusher in a game:	vs. Bowling Green, 2019 (Ian Book - 261, Tony Jones Jr. - 102)
Had a 100-yard receiver and 100-yard rusher in a game:	vs. Bowling Green, 2019 (Tony Jones Jr. - 102, Javon McKinley - 104)

**Total Offense**

Had 700 or more yards total offense:	vs. Wake Forest, 2017 (710)
Had 650 or more or more yards total offense:	vs. Wake Forest, 2017 (710)
Had 600 or more or more yards total offense:	vs. Wake Forest, 2017 (710)
Had 500 or more yards total offense:	vs. Bowling Green, 2019 (573)
Had 400 or more yards total offense:	vs. Navy, 2019 (410)
Had 100 or more plays total offense:	vs. Pittsburgh, 2012 (104)
Had 85 or more plays total offense:	vs. Virginia Tech, 2019 (91)
Had 75 or more plays total offense:	vs. Virginia Tech, 2019 (91)



**Scoring**

Scored 60 or more points:	vs. New Mexico, 2019 (66)
Scored 50 or more points:	vs. Navy, 2019 (52)
Scored 40 or more points:	vs. Navy, 2019 (52)
Scored 30 or more points:	vs. Navy, 2019 (52)
Scored a two-point conversion:	vs. LSU (Citrus Bowl), 2017
Allowed 60 or more points:	Never
Allowed 50 or more points:	at Texas, 2016 (50)
Allowed 40 or more points:	at Michigan, 2019 (45)
Allowed 30 or more points:	at Michigan, 2019 (45)
Was held scoreless:	at Boston College, 2008 (17-0)
Was held scoreless at home:	USC, 2007 (38-0)
Was held scoreless on the road:	at Boston College, 2008 (17-0)
Was held without offensive touchdown:	vs. Clemson, 2019 Cotton Bowl (30-3)
Was held without offensive touchdown on the road:	at NC State, 2016 (10-3)
Was held without offensive touchdown at home:	vs. USC, 2007 (38-0)
Held opponent scoreless:	vs. Bowling Green, 2019 (52-0)
Held opponent scoreless at home:	vs. Bowling Green, 2019 (52-0)
Held opponent scoreless on the road:	at Purdue, 1993 (17-0)
Held opponent without offensive touchdown:	vs. Bowling Green, 2019 (52-0)
Held opponent without offensive touchdown on the road/neutral:	vs. Syracuse, 2018 (36-3)
Held opponent without offensive touchdown at home:	vs. Bowling Green, 2019 (52-0)
Held opponent scoreless at neutral site:	vs. Maryland (Giants Stadium - East Rutherford, NJ), 2002 (22-0)
Held two or more opponents scoreless in a season:	2002 vs. Maryland (22-0) vs. Rutgers (42-0)
Held three or more opponents scoreless in a season:	1976 vs. Purdue (23-0) at Northwestern (49-0), vs. Oregon (41-0)
Held four or more opponents scoreless in a season:	1966 vs. Army (35-0) vs. North Carolina (32-0), at Oklahoma (38-0), vs. Pittsburgh (40-0) vs. Duke (64-0), at USC (51-0)
Held five or more opponents scoreless in a season:	1966 vs. Army (35-0) vs. North Carolina (32-0), at Oklahoma (38-0), vs. Pittsburgh (40-0) vs. Duke (64-0), at USC (51-0)
Held six or more opponents scoreless in a season:	1966 vs. Army (35-0) vs. North Carolina (32-0), at Oklahoma (38-0), vs. Pittsburgh (40-0) vs. Duke (64-0), at USC (51-0)
Had multiple players with multiple TDs in a game:	vs. Florida State, 2018 (Dexter Williams - 2, Alizé Mack - 2)

**Turnovers**

Did not commit a turnover:	vs. Navy, 2019
Committed six or more turnovers:	vs. Navy, 1984 (6)
Committed five or more turnovers:	vs. Boston College, 2015 (5)
Lost four or more fumbles:	vs. Michigan State, 1999 (4)
Lost three or more fumbles:	at Clemson, 2015 (3)
Recorded six or more takeaways:	vs. Michigan, 2012 (6)
Recorded five or more takeaways:	vs. Virginia, 2019 (5)
Returned two or more interceptions for TDs:	vs. Stanford, 2002 (2) (Shane Walton - 18 yards, Courtney Watson - 34 yards)
Returned an interception for a TD:	vs. New Mexico (2019) (Kyle Hamilton - 54 yards)
Returned a fumble for a TD:	vs. Navy, 2019 (1) (Paul Moala - 27 yards)

**Defense**

Held opponent to 50 or fewer rushing yards:	vs. Virginia, 2019 (4)
Held opponent to 100 or fewer passing yards:	vs. Navy, 2019 (79)
Held opponent to 200 or fewer passing yards:	vs. Navy, 2019 (79)
Held opponent to 300 or fewer yards total offense:	at Duke, 2019 (197)
Held opponent to 200 or fewer yards total offense:	at Duke, 2019 (197)
Intercepted five or more passes:	vs. Michigan, 2012 (5)
Intercepted four or more passes:	vs. Rutgers (Pinstripe Bowl), 2013 (4)
Intercepted three or more passes:	vs. New Mexico, 2019 (3)
Forced five or more fumbles:	at Louisville, 2019 (5)
Forced four or more fumbles:	vs. Navy, 2019 (4)
Forced three or more fumbles:	vs. Navy, 2019 (4)
Scored a safety:	at North Carolina, 2017
Recorded nine or more sacks:	vs. Rutgers, 1996 (9)
Recorded eight or more sacks:	vs. Virginia, 2019 (8)
Recorded seven or more sacks:	vs. Virginia, 2019 (8)
Recorded six or more sacks:	vs. Virginia, 2019 (8)
Recorded five or more sacks:	vs. Virginia, 2019 (8)
Held opponent to 10 or fewer first downs:	at Duke, 2019 (10)

**Special Teams**

Returned a punt for a TD:	vs. Massachusetts, 2015 (C.J. Sanders, 50 yards)
Returned a blocked punt for a TD:	vs. USC, 2015 (Amir Carlisle, 5 yards)
Returned a kickoff for a TD:	vs. Syracuse, 2016 (C.J. Sanders, 93 yards)
Returned a blocked FG for a TD:	at Air Force, 2006 (Terrail Lambert, 76 yards)
Blocked a punt:	at Michigan, 2019 (Bo Bauer)
Punted 10 or more times:	at Michigan, 2019 (10)
Did not punt:	vs. Navy, 2013
Blocked a field goal:	vs. Bowling Green, 2019 (Julian Okwara)
Had a field goal blocked:	at Texas, 2016
Blocked a PAT kick:	vs. Florida State, 2018 (Jerry Tillery)
Scored on a blocked PAT attempt:	vs. Florida State, 2018 (Julian Love)
Missed a kicking PAT:	vs. Syracuse, 2018
Had a kicking PAT blocked:	vs. Florida State, 2018
Opponent scored on a blocked PAT attempt:	vs. Northwestern, 2014
Had a punt blocked:	at Northwestern, 2018

**Miscellaneous**

Had 30 or more first downs:	vs. Wake Forest, 2017 (30)
Had 25 or more first downs:	vs. Virginia Tech, 2019 (25)
Had 20 or more first downs:	at Duke, 2019 (21)
Was not penalized:	at LSU, 1997
Had 10 or more penalties:	at North Carolina, 2017 (10)
Had 120 or more yards in penalties:	at Rutgers, 2000 (120)
Had 40 minutes or more of possession time:	vs. Washington State, 2009 (40:54)
Had 35 minutes or more of possession time:	at North Carolina, 2017 (36:32)
Was involved in a tie game:	at USC, 1994 (17-17)
Was involved in an overtime game:	at Texas, 2016 (47-50)
Was involved in a double overtime game:	at Texas, 2016 (47-50)
Was involved in a triple overtime game:	vs. Pittsburgh, 2012 (29-26)
Was involved in a quadruple overtime game:	vs. Pittsburgh, 2008 (33-36)

**A NOTRE DAME PLAYER**

**Rushing**

Rushed for 250 or more yards:	Julius Jones at Pittsburgh, 2003 (262)
Rushed for 200 or more yards:	Dexter Williams vs. Florida State, 2018 (202)
Rushed for 175 or more yards:	Tony Jones, Jr. vs. Southern Cal, 2019 (176)
Rushed for 150 or more yards:	Tony Jones, Jr. vs. Southern Cal, 2019 (176)
Rushed for 125 or more yards:	Ian Book at Duke, 2019 (139)
Rushed for 100 or more yards:	Ian Book at Duke, 2019 (139)
Quarterback rushed for 200 or more yards:	Brandon Wimbush at Boston College, 2017 (207)
Quarterback rushed for 100 or more yards:	Ian Book at Duke, 2019 (139)
Rushed 40 or more times:	Allen Pinkett at LSU, 1984 (40)
Rushed 35 or more times:	Julius Jones vs. BYU, 2003 (35)
Rushed 30 or more times:	James Aldridge vs. Navy, 2007 (32)
Rushed 25 or more times:	Tony Jones, Jr. vs. Southern Cal (25)
Rushed for four or more TDs:	Brandon Wimbush at Boston College, 2017 (4)
Rushed for three or more TDs:	Tony Jones Jr. vs. Virginia, 2019 (3)
Rushed for two or more TDs:	Tony Jones Jr. vs. Virginia, 2019 (3)
Had a run of 90 yards or more:	Dexter Williams at Virginia Tech, 2018 (97)
Had a run of 80 or more yards:	Dexter Williams at Virginia Tech, 2018 (97)
Had a run of 70 or more yards:	Dexter Williams at Virginia Tech, 2018 (97)
Had a run of 60 or more yards:	Dexter Williams at Virginia Tech, 2018 (97)
Had a run of 50 or more yards:	Ian Book at Duke, 2019 (53)

**Passing**

Passed for 500 or more yards:	Joe Theismann at USC, 1970 (526)
Passed for 400 or more yards:	DeShone Kizer vs. Syracuse, 2016 (471)
Passed for 300 or more yards:	Ian Book vs. Virginia Tech, 2019 (336)
Attempted 50 or more passes:	Ian Book vs. Virginia Tech, 2019 (53)
Attempted 40 or more passes:	Ian Book vs. Virginia Tech, 2019 (53)
Attempted 30 or more passes:	Ian Book at Duke, 2019 (32)
Completed 30 or more passes:	Everett Golson at Florida State, 2014 (31)
Completed 20 or more passes:	Ian Book vs. Virginia Tech, 2019 (29)
Threw six TDs:	Brady Quinn vs. BYU, 2005 (6)
Threw five or more TDs:	Ian Book vs. Navy, 2019 (5)
Threw four or more TDs:	Ian Book vs. Navy, 2019 (5)
Threw three or more TDs:	Ian Book vs. Navy, 2019 (5)
Threw three or more TDs in a half:	Ian Book vs. Navy, 2019 (4)
Threw five or more interceptions:	Terry Hanratty vs. USC, 1967 (5)
Threw four or more interceptions:	Everett Golson at Arizona State, 2014 (4)
Threw three or more interceptions:	Brandon Wimbush vs. Ball State, 2018 (3)
Completed a pass of 90 yards or more:	Dayne Crist vs. Michigan, 2010 (95)
Completed a pass of 80 or more yards:	Brandon Wimbush at Stanford, 2017 (83)
Completed a pass of 70 or more yards:	Ian Book vs. Navy, 2019 (70)
Completed a pass of 60 or more yards:	Ian Book vs. Navy, 2019 (70)
Completed a pass of 50 or more yards:	Ian Book vs. Navy, 2019 (70)

**Receiving**

Caught 15 or more passes:	Never
Caught 10 or more passes:	Miles Boykin vs. Stanford, 2018 (11)
Caught seven or more passes:	Chase Claypool vs. Navy, 2019 (7)
Had 200 or more yards receiving:	Golden Tate at Stanford, 2009 (201)
Had 175 or more yards receiving:	Chase Claypool vs. Wake Forest, 2017 (180)
Had 150 or more yards receiving:	Chase Claypool vs. Wake Forest, 2017 (180)
Had 100 or more yards receiving:	Chase Claypool vs. Navy, 2019 (117)
Caught four or more TDs:	Chase Claypool vs. Navy, 2019 (4)
Caught three or more TDs:	Chase Claypool vs. Navy, 2019 (4)
Caught two or more TDs:	Chase Claypool vs. Navy, 2019 (4)
Caught three or more TDs in one half:	Chase Claypool vs. Navy, 2019 (3)

**Total Offense**

Had 500 or more yards total offense:	Joe Theismann at USC, 1970 (512)
Had 400 or more yards total offense:	Ian Book vs. New Mexico, 2019 (406)
Had 100 yards both passing and rushing:	Ian Book at Duke, 2019 (181 passing, 139 rushing)

**Scoring**

Accounted for six or more touchdowns:	Ian Book vs. New Mexico, 2019 (1 rushing, 5 passing)
Accounted for five or more touchdowns:	Ian Book vs. Navy, 2019 (5 passing)
Accounted for four or more touchdowns:	Ian Book (5 passing) and Chase Claypool (4 receiving) vs. Navy, 2019
Accounted for three or more touchdowns:	Ian Book (5 passing) and Chase Claypool (4 receiving) vs. Navy, 2019

**Defense**

Intercepted three or more passes:	Harrison Smith vs. Miami (Fla.), 2010 (3)
Intercepted two or more passes:	Alohi Gilman vs. Syracuse, 2018 (2)
Recovered three or more fumbles:	Never
Forced two fumbles:	Khalid Kareem vs. Navy, 2019 (2)
Recovered two fumbles:	Julian Love vs. Vanderbilt, 2018 (2)
Recorded 20 or more tackles:	Manti Te'o vs. Stanford, 2010 (21)
Recorded 15 or more tackles:	Te'von Coney vs. LSU (Citrus Bowl), 2017 (17)
Recorded 10 or more tackles:	Drew White vs. Navy, 2019 (10)
Recorded 4.0 or more sacks:	Jerry Tillery vs. Stanford, 2018 (4.0)
Recorded 3.0 or more sacks:	Julian Okwara vs. Virginia, 2019 (3.0)
Recorded 2.0 or more sacks:	Julian Okwara (3.0) and Khalid Kareem (2.5) vs. Virginia, 2019

**Special Teams**

Scored 17 or more points kicking:	Kyle Brindza vs. Rutgers (Pinstripe Bowl), 2013 (17)
Scored 15 or more points kicking:	Kyle Brindza vs. Rutgers (Pinstripe Bowl), 2013 (17)
Scored 10 or more points kicking:	Jonathan Doerer vs. Navy, 2019 (10)
Kicked five or more field goals:	Kyle Brindza vs. Rutgers (Pinstripe Bowl), 2013 (5)
Kicked four or more field goals:	Justin Yoon vs. Georgia, 2017
Kicked two field goals of 50 or more yards:	Never
Kicked a field goal of 50 or more yards:	Jonathan Doerer vs. Southern Cal, 2019 (52)
Kicked a punt 70 or more yards:	Tyler Newsome vs. Michigan State, 2016 (71)
Kicked a punt 60 or more yards:	Jay Bramblett at Michigan, 2019 (61)
Punted 10 or more times:	Jay Bramblett at Michigan, 2019 (10)
Totaled 175 or more kickoff return yards:	C.J. Sanders at Stanford, 2015 (182)
Totaled 100 or more punt return yards:	C.J. Sanders at Stanford, 2015 (182)

**AN OPPOSING TEAM**

**Rushing**

Had 400 or more yards:	Pittsburgh, 1975 (411)
Had 300 or more yards:	Michigan, 2019 (303)
Had 200 or more yards:	Navy, 2019 (281)
Had 50 or more rushing attempts:	Navy, 2019 (64)
Had five or more rush TDs:	Texas, 2016 (5)
Had four or more rush TDs:	Texas, 2016 (5)
Had two or more players with 100 rush yards in a game:	BYU, 2013 (Taysom Hill - 101, Paul Lasike - 101)

**Passing**

Had 400 or more yards:	USC, 2015 (440)
Had 300 or more yards:	Virginia, 2019 (334)
Had 60 or more pass attempts:	Tennessee, 1990 (60)
Had 50 or more pass attempts:	USC, 2018 (51)
Had 40 or more pass attempts:	Virginia, 2019 (43)
Had 30 or more pass completions:	Virginia, 2019 (30)
Had five or more passing TDs:	USC, 2014 (6)
Had four or more passing TDs:	Stanford, 2017 (4)
Had three or more passing TDs:	Michigan, 2019 (3)

**Receiving**

Had two players with 100 receiving yards in a game: Virginia, 2019  
(Hasise Dubois, 143 and Joe Reed, 107)

**Total Offense**

Had 600 or more yards total offense: Ohio State, 2006 Fiesta Bowl (617)  
Had 500 or more yards total offense: Wake Forest, 2017 (587)  
Had 400 or more yards total offense: Michigan, 2019 (437)  
Had 90 or more plays: Wake Forest, 2018 (92)  
Had 80 or more plays: Virginia Tech, 2018 (85)  
Had 75 or more plays: USC, 2018 (75)

**Scoring**

Scored 60 or more points: Never  
Scored 50 or more points: Texas, 2016 (50)  
Scored 40 or more points: Michigan, 2019 (45)  
Scored 30 or more points: Michigan, 2019 (45)  
Scored a two-point conversion: Navy, 2018

**Turnovers**

Did not commit a turnover: Michigan, 2019  
Had three or more fumbles lost: Navy, 2019 (4)  
Intercepted five or more passes: USC, 1967 (7)  
Intercepted four or more passes: Arizona State, 2014 (4)  
Intercepted three or more passes: Ball State, 2018 (3)  
Returned an interception for a TD: at Miami, Fla., 2017  
(Trajan Bandy - 65 yards)  
Returned a fumble for a TD: vs. Virginia Tech, 2019  
(Divine Deablo - 98 yards)

**Defense**

Held ND to 10 or fewer first downs: at NC State, 2016 (10)  
Scored a safety: vs. Stanford, 2016  
Held ND to 50 or fewer rushing yards: at Michigan, 2019 (47)  
Held ND to 200 or fewer passing yards: at Duke, 2019 (181)  
Held ND to 100 or fewer passing yards: at Boston College, 2017 (96)  
Held ND to 300 or fewer yards total offense: Michigan, 2019 (180)  
Held ND to 200 or fewer yards total offense: at Michigan, 2019 (180)

**Special Teams**

Returned a punt for a TD: at USC, 2016 (Adore Jackson - 55 yards)  
Returned a blocked punt for a TD: NC State, 2017  
(Germaine Pratt - 0 yards)  
Returned a kickoff for a TD: Pittsburgh, 2018 (Maurice Ffrench - 99 yards)  
Returned a punt for TD and kickoff for TD in same game: at USC, 2016  
(Adore Jackson - 55 yd PR; 97 yd KO)  
Punted 10 or more times: Boston College, 2010 (11)  
Did not punt: Miami (Fla.), 1985  
Missed a kicking PAT: Massachusetts, 2015

**Miscellaneous**

Had 30 or more first downs: Wake Forest, 2017 (34)  
Had 20 or more first downs: Navy, 2019 (20)  
Had 10 or more penalties: NC State, 2017 (12)  
Had 100 or more yards in penalties: Georgia, 2017 (127)  
Had 35 minutes or more of possession time: Navy, 2019 (36:00)  
Had one 100-yard receiver and one 100-yard rusher: Wake Forest, 2017  
(Matt Colburn, 120 rushing; Anthony Bachman, 116 receiving)

**AN OPPOSING PLAYER**

**Rushing**

Rushed for 300 or more yards: Tony Dorsett, Pittsburgh, 1975 (303)  
Rushed for 200 or more yards: Alexander Teich, Navy, 2010 (210)  
Rushed for 150 or more yards: Tyler Gaffney, Stanford, 2013 (189)  
Rushed for 100 or more yards: Malcolm Perry, Navy, 2019 (138)  
Rushed 40 or more times: Craig Heyward, Pittsburgh, 1987 (42)  
Rushed 30 or more times: Tyler Gaffney, Stanford, 2013 (33)  
Rushed 25 or more times: Malcolm Perry, Navy, 2019 (25)  
Rushed for five or more TDs: Walter Reyes, Syracuse, 2003 (5)  
Rushed for four or more TDs: Ezekiel Elliott, Ohio State (Fiesta Bowl), 2015 (4)  
Rushed for three or more TDs: Tyrone Swoopes, Texas, 2016 (3)  
Rushed for two or more TDs: Zach Charbonnet, at Michigan, 2019 (2)  
Had a run of 80 or more yards: Jeff Smith, Boston College, 2015 (80)  
Had a run of 70 or more yards: Gerald Holmes, Michigan State, 2016 (73)  
Had a run of 60 or more yards: Gerald Holmes, Michigan State, 2016 (73)  
Had a run of 50 or more yards: Malcolm Perry, Navy, 2018 (58)

**Passing**

Passed for 500 or more yards: Never  
Passed for 400 or more yards: Matt Leinart, USC, 2004 (400)  
Passed for 300 or more yards: Bryce Perkins, Virginia, 2019 (334)  
Attempted 60 or more passes: Andy Kelly, Tennessee, 1990 (60)  
Attempted 50 or more passes: JT Daniels, USC, 2018 (51)  
Attempted 40 or more passes: Bryce Perkins, Virginia, 2019 (43)  
Completed 30 or more passes: Bryce Perkins, Virginia, 2019 (30)  
Completed 20 or more passes: Kedon Slovis, Southern Cal, 2019 (24)  
Threw six or more TDs: Cody Kessler, USC, 2014 (6)  
Threw five or more TDs: Cody Kessler, USC, 2014 (6)  
Threw four or more TDs: KJ Costello, Stanford, 2017 (4)  
Threw three or more TDs: KJ Costello, Stanford, 2017 (4)  
Completed a pass of 90 or more yards: Kyle Orton, Purdue, 2004 (97)  
Completed a pass of 80 or more yards: Cody Kessler, USC, 2015 (83)  
Completed a pass of 70 or more yards: Eric Dungey, Syracuse, 2016 (72)  
Completed a pass of 60 or more yards: Eric Dungey, Syracuse, 2016 (72)  
Completed a pass of 50 or more yards: Quincy Patterson II, 2019 (50)

**Receiving**

Caught 15 or more passes: Jalen Saunders, Oklahoma, 2012 (15)  
Caught 10 or more passes: Quintin Morris, Bowling Green, 2019 (10)  
Caught seven or more passes: Amon St. Brown, Southern Cal, 2019 (8)  
Had 200 or more yards receiving: Selwyn Lymon, Purdue, 2006 (238)  
Had 150 or more yards receiving: Canaan Severin, Virginia, 2015 (153)  
Had 100 or more yards receiving: Amon St. Brown, Southern Cal, 2019 (112)  
Caught three or more TD passes: Jeremy Gallon, Michigan, 2013 (3)  
Caught two or more TD passes: James Gardner, Miami (Ohio), 2017 (2)

**Scoring**

Accounted for six or more touchdowns: Cody Kessler, USC, 2014 (6 passing, 0 rushing)  
Accounted for five or more touchdowns: Eric Dungey, Syracuse, 2016 (2 passing, 3 rushing)  
Accounted for four or more touchdowns: KJ Costello, Stanford, 2017 (4 passing, 0 rushing)  
Accounted for three or more touchdowns: KJ Costello, Stanford, 2017 (4 passing, 0 rushing)

**Defense**

Intercepted three or more passes: Rod Johnson, North Carolina State, 2003 (3)  
Intercepted two or more passes: Justin Simmons, Boston College, 2015 (2)  
Recorded three or more sacks: Bradley Chubb, NC State, 2016 (3.0)  
Recorded two or more sacks: Marlon Tuipolotu, USC, 2018 (2.0)

**Special Teams**

Kicked four or more field goals: Jack Mitchell, Northwestern, 2014 (4)  
Kicked a field goal 50 or more yards: Matt Payne, BYU, 2004 (53)  
Kicked a punt of 65 or more yards: Jake Bailey, Stanford, 2017 (65)  
Totalled 100 or more kick return yards: Damond Philyaw-Johnson, Duke, 2019 (122)

<b>Team Statistics</b>	<b>ND</b>	<b>OPP</b>
SCORING	360	193
Points Per Game	36.0	19.3
Points Off Turnovers	105	23
FIRST DOWNS	204	184
Rushing	86	95
Passing	99	77
Penalty	19	12
RUSHING YARDAGE	1677	1681
Yards gained rushing	1862	2031
Yards lost rushing	185	350
Rushing Attempts	355	419
Average Per Rush	4.7	4.0
Average Per Game	167.7	168.1
TDs Rushing	16	10
PASSING YARDAGE	2527	1625
Comp-Att-Int	189-317-6	148-274-8
Average Per Pass	8.0	5.9
Average Per Catch	13.4	11.0
Average Per Game	252.7	162.5
TDs Passing	29	11
TOTAL OFFENSE	4204	3306
Total Plays	672	693
Average Per Play	6.3	4.8
Average Per Game	420.4	330.6
KICK RETURNS: #-Yards	13-237	23-419
PUNT RETURNS: #-Yards	17-136	15-65
INT RETURNS: #-Yards	8-60	6-23
KICK RETURN AVERAGE	18.2	18.2
PUNT RETURN AVERAGE	8.0	4.3
INT RETURN AVERAGE	7.5	3.8
FUMBLES-LOST	10-5	27-14
PENALTIES-Yards	62-466	53-429
Average Per Game	46.6	42.9
PUNTS-Yards	49-1976	59-2543
Average Per Punt	40.3	43.1
Net punt average	38.6	38.4
KICKOFFS-Yards	64-3798	42-2385
Average Per Kick	59.3	56.8
Net kick average	41.5	40.4
TIME OF POSSESSION/Game	27:38	32:22
3RD-DOWN Conversions	57/139	47/150
3rd-Down Pct	41%	31%
4TH-DOWN Conversions	12/19	9/18
4th-Down Pct	63%	50%
SACKS BY-Yards	24-166	12-62
MISC YARDS	0	0
TOUCHDOWNS SCORED	48	22
FIELD GOALS-ATTEMPTS	8-10	13-15
ON-SIDE KICKS	0-0	1-1
RED-ZONE SCORES	(38-41) 93%	(23-24) 96%
RED-ZONE TOUCHDOWNS	(33-41) 80%	(14-24) 58%
PAT-ATTEMPTS	(48-48) 100%	(22-22) 100%
ATTENDANCE	462190	303346
Games/Avg Per Game	6/77032	4/75836
Neutral Site Games		0/0

<b>Score by Quarters</b>	<b>1st</b>	<b>2nd</b>	<b>3rd</b>	<b>4th</b>	<b>OT</b>	<b>Total</b>
Notre Dame	91	117	69	83	0	360
Opponents	34	55	33	71	0	193

<b>Rushing</b>	gp	att	gain	loss	net	avg	td	lg	avg/g
JONES Jr., Tony	9	104	626	15	611	5.9	5	43	67.9
BOOK, Ian	10	85	494	73	421	5.0	4	53	42.1
SMITH, Jahmir	8	36	186	4	182	5.1	2	40	22.8
FLEMISTER, C'Bo	6	32	113	12	101	3.2	4	12	16.8
JURKOVEC, Phil	5	17	113	25	88	5.2	0	23	17.6
LENZY, Braden	6	5	79	0	79	15.8	1	51	13.2
ARMSTRONG, Jafar	6	35	91	21	70	2.0	0	11	11.7
KEYS III, Lawrence	9	6	46	1	45	7.5	0	15	5.0
CLARK, Bendon	2	5	33	0	33	6.6	0	14	16.5
K. WILLIAMS	4	4	28	2	26	6.5	0	14	6.5
ASSAF, Mick	10	7	25	2	23	3.3	0	13	2.3
DAVIS, Avery	8	6	19	9	10	1.7	0	7	1.2
FINKE, Chris	10	1	7	0	7	7.0	0	7	0.7
M. YOUNG	3	1	2	0	2	2.0	0	2	0.7
TEAM	6	11	0	21	-21	-1.9	0	0	-3.5
Total	10	355	1862	185	1677	4.7	16	53	167.7
Opponents	10	419	2031	350	1681	4.0	10	49	168.1

<b>Passing</b>	gp	effic	comp-att-int	pct	yds	td	lg	avg/g
BOOK, Ian	10	147.31	177-301-6	58.8	2293	26	70	229.3
JURKOVEC, Phil	5	236.05	11-15-0	73.3	212	2	52	42.4
CLARK, Bendon	2	614.80	1-1-0	100.0	22	1	22	11.0
Total	10	152.99	189-317-6	59.6	2527	29	70	252.7
Opponents	10	111.24	148-274-8	54.0	1625	11	50	162.5

<b>Receiving</b>	gp	no.	yds	avg	td	lg	avg/g
CLAYPOOL, Chase	10	49	768	15.7	9	47	76.8
KMET, Cole	8	29	327	11.3	5	37	40.9
FINKE, Chris	10	28	339	12.1	3	54	33.9
J. MCKINLEY	9	11	268	24.4	4	65	29.8
TREMBLE, Tommy	10	11	145	13.2	3	29	14.5
DAVIS, Avery	8	10	124	12.4	2	59	15.5
KEYS III, Lawrence	9	10	115	11.5	0	28	12.8
ARMSTRONG, Jafar	6	10	89	8.9	0	26	14.8
JONES Jr., Tony	9	10	57	5.7	0	12	6.3
LENZY, Braden	6	8	199	24.9	2	70	33.2
M. YOUNG	3	6	21	3.5	0	8	7.0
WRIGHT, Brock	10	2	45	22.5	0	40	4.5
SMITH, Jahmir	8	2	12	6.0	0	6	1.5
FLEMISTER, C'Bo	6	1	13	13.0	0	13	2.2
K. WILLIAMS	4	1	3	3.0	0	3	0.8
TAKACS, George	4	1	2	2.0	1	2	0.5
Total	10	189	2527	13.4	29	70	252.7
Opponents	10	148	1625	11.0	11	50	162.5

<b>Punt Returns</b>	no.	yds	avg	td	lg
FINKE, Chris	14	134	9.6	0	46
J. WILKINS	2	2	1.0	0	2
TEAM	1	0	0.0	0	0
Total	17	136	8.0	0	46
Opponents	15	65	4.3	0	16

<b>Interceptions</b>	no.	yds	avg	td	lg
HAMILTON, Kyle	3	39	13.0	1	34
ELLIOTT, Jalen	2	2	1.0	0	2
PRIDE Jr., Troy	1	19	19.0	0	19
CRAWFORD, Shaun	1	0	0.0	0	0
GILMAN, Alohi	1	0	0.0	0	0
Total	8	60	7.5	1	34
Opponents	6	23	3.8	0	12

<b>Kick Returns</b>	no.	yds	avg	td	lg
KEYS III, Lawrence	5	99	19.8	0	45
ARMSTRONG, Jafar	3	46	15.3	0	20
M. YOUNG	2	48	24.0	0	32
K. WILLIAMS	2	35	17.5	0	19
SIMON, Shayne	1	9	9.0	0	9
Total	13	237	18.2	0	45
Opponents	23	419	18.2	0	36

<b>Fumble Returns</b>	no.	yds	avg	td	lg
D. HAYES	1	2	2.0	0	2
OGUNDEJI, Adetokunb	1	23	23.0	1	23
MOALA, Paul	1	27	27.0	1	27
Tagovailoa-Amosa, M.	1	48	48.0	0	48
BRACY, Tariq	1	9	9.0	0	9
Total	5	109	21.8	2	48
Opponents	1	98	98.0	1	98

Scoring	td	fg	PAT			dxp	saf	pts
			kick	rush	rcv pass			
DOERER, Jonathan	-	8-10	44-44	-	-	-	-	68
CLAYPOOL, Chase	9	-	-	-	-	-	-	54
KMET, Cole	5	-	-	-	-	-	-	30
JONES Jr., Tony	5	-	-	-	-	-	-	30
FLEMISTER, C'Bo	4	-	-	-	-	-	-	24
BOOK, Ian	4	-	-	-	-	-	-	24
J. MCKINLEY	4	-	-	-	-	-	-	24
FINKE, Chris	3	-	-	-	-	-	-	18
LENZY, Braden	3	-	-	-	-	-	-	18
TREMBLE, Tommy	3	-	-	-	-	-	-	18
SMITH, Jahmir	2	-	-	-	-	-	-	12
DAVIS, Avery	2	-	-	-	-	-	-	12
MOALA, Paul	1	-	-	-	-	-	-	6
OGUNDEJI, Adetokunb	1	-	-	-	-	-	-	6
HAMILTON, Kyle	1	-	-	-	-	-	-	6
TAKACS, George	1	-	-	-	-	-	-	6
LEONARD, Harrison	-	-	4-4	-	-	-	-	4
Total	48	8-10	48-48	-	-	-	-	360
Opponents	22	13-15	22-22	-	-	-	-	193

Total Offense	g	plays	rush	pass	total	avg/g
BOOK, Ian	10	386	421	2293	2714	271.4
JONES Jr., Tony	9	104	611	0	611	67.9
JURKOVEC, Phil	5	32	88	212	300	60.0
SMITH, Jahmir	8	36	182	0	182	22.8
FLEMISTER, C'Bo	6	32	101	0	101	16.8
LENZY, Braden	6	5	79	0	79	13.2
ARMSTRONG, Jafar	6	35	70	0	70	11.7
CLARK, Bendon	2	6	33	22	55	27.5
KEYS III, Lawrence	9	6	45	0	45	5.0
K. WILLIAMS	4	4	26	0	26	6.5
ASSAF, Mick	10	7	23	0	23	2.3
DAVIS, Avery	8	6	10	0	10	1.2
FINKE, Chris	10	1	7	0	7	0.7
M. YOUNG	3	1	2	0	2	0.7
TEAM	6	11	-21	0	-21	-3.5
Total	10	672	1677	2527	4204	420.4
Opponents	10	693	1681	1625	3306	330.6

Field Goals	fg	pct.	01-19	20-29	30-39	40-49	50-99	lg	blk
DOERER, Jonathan	8-10	80.0	0-0	2-2	3-4	2-3	1-1	52	0

FG Sequence	Notre Dame	Opponents
Louisville	-	(42)
New Mexico	(36)	-
Georgia	(27)	(40),(31),(43)
Virginia	47	(32),(27)
Bowling Green	(27)	40
USC	(45),(52),(43)	(40),(27)
Michigan	-	(21)
Virginia Tech	35	(44),(25)
Duke	(34)	44
Navy	(32)	(27),(36)

Punting	no.	yds	avg	lg	tb	fc	i20	50+	blk
BRAMBLETT, Jay	49	1976	40.3	61	1	17	14	5	0
Total	49	1976	40.3	61	1	17	14	5	0
Opponents	59	2543	43.1	63	7	16	15	17	1

Kickoffs	no.	yds	avg	tb	ob	retn	net	ydln
DOERER, Jonathan	62	3718	60.0	29	2			
LEONARD, Harrison	2	80	40.0	0	0			
Total	64	3798	59.3	29	2	18.2	41.5	23
Opponents	42	2385	56.8	18	1	18.2	40.4	24

Numbers in (parentheses) indicate field goal was made.

All Purpose	g	rush	rcv	pr	kr	ir	total	avg/g
CLAYPOOL, Ch	10	0	768	0	0	0	768	76.8
JONES Jr., Tony	9	611	57	0	0	0	668	74.2
FINKE, Chris	10	7	339	134	0	0	480	48.0
BOOK, Ian	10	421	0	0	0	0	421	42.1
KMET, Cole	8	0	327	0	0	0	327	40.9
LENZY, Braden	6	79	199	0	0	0	278	46.3
J. MCKINLEY	9	0	268	0	0	0	268	29.8
KEYS III, Lawre	9	45	115	0	99	0	259	28.8
ARMSTRONG, J	6	70	89	0	46	0	205	34.2
SMITH, Jahmir	8	182	12	0	0	0	194	24.2
TREMBLE, Tom	10	0	145	0	0	0	145	14.5
DAVIS, Avery	8	10	124	0	0	0	134	16.8
FLEMISTER, C'	6	101	13	0	0	0	114	19.0
JURKOVEC, Phi	5	88	0	0	0	0	88	17.6
M. YOUNG	3	2	21	0	48	0	71	23.7
K. WILLIAMS	4	26	3	0	35	0	64	16.0
WRIGHT, Brock	10	0	45	0	0	0	45	4.5
HAMILTON, Kyl	10	0	0	0	0	39	39	3.9
CLARK, Bendon	2	33	0	0	0	0	33	16.5
ASSAF, Mick	10	23	0	0	0	0	23	2.3
PRIDE Jr., Troy	10	0	0	0	0	19	19	1.9
SIMON, Shayne	10	0	0	0	9	0	9	0.9
ELLIOTT, Jalen	10	0	0	0	0	2	2	0.2
TAKACS, Georg	4	0	2	0	0	0	2	0.5
J. WILKINS	4	0	0	2	0	0	2	0.5
TEAM	6	-21	0	0	0	0	-21	-3.5
Total	10	1677	2527	136	237	60	4637	463.7
Opponents	10	1681	1625	65	419	23	3813	381.3

#	Defensive Leaders	gp	Tackles			tfl/yds	Sacks no-yds	Pass defense			Fumbles		blkd		
			ua	a	tot			int-yds	brup	qbh	rcv-yds	ff	kick	saf	
40	WHITE, Drew	10	38	27	65	8.0-17	2.0-3	.	1	2	1-0	.	.	.	
22	BILAL, Asmar	10	38	23	61	8.0-20	.	.	.	1	1-0	.	.	.	
11	GILMAN, Alohi	10	24	32	56	2.0-4	.	1-0	1	1	1-0	2	.	.	
60	OWUSU-KORAMOAH, Jer.	10	37	18	55	8.5-32	2.5-14	.	.	3	1	1-0	1	.	.
21	ELLIOTT, Jalen	10	24	13	37	.	.	2-2	2	.	.	.	.	.	.
53	KAREEM, Khalid	10	18	16	34	9.0-41	4.5-30	.	1	8	.	2	.	.	.
5	PRIDE Jr., Troy	10	21	13	34	.	.	1-19	5	.	.	.	.	.	.
14	HAMILTON, Kyle	10	22	10	32	1.0-1	.	3-39	4	.	.	.	.	.	.
28	BRACY, Tariq	9	22	6	28	.	.	.	5	.	2-9	1	.	.	.
5A	ADEMILOLA, Jayson	10	9	15	24	4.0-12	.	.	1	2	.	.	.	.	.
5B	BAUER, Bo	10	16	8	24	2.0-4	.	.	.	.	.	.	1	.	.
91	OGUNDEJI, Adetokunbo	10	8	12	20	1.5-3	.	.	.	4	1-23	1	.	.	.
2C	CRAWFORD, Shaun	8	16	4	20	.	.	1-0	2	.	.	.	.	.	.
95	Tagovailoa-Amosa, M.	10	12	8	20	2.5-5	0.5-1	.	1	5	1-48	.	.	.	.
42	J. OKWARA	9	8	10	18	6.0-52	4.0-48	.	.	7	1-0	2	1	.	.
44	JONES, Jamir	8	11	6	17	6.0-30	4.0-26	.	1	2	1-0	2	.	.	.
41	HINISH, Kurt	10	7	7	14	4.5-12	2.0-9	.	.	1	.	1	.	.	.
8V	VAUGHN, Donte	7	5	8	13	.	.	.	4	.	.	.	.	.	.
1M	MOALA, Paul	10	5	7	12	1.0-6	.	.	.	2	1-27	1	.	.	.
5L	LACEY, Jacob	9	6	5	11	1.5-3	0.5-2	.	.	.	.	.	.	.	.
33	SIMON, Shayne	10	2	7	9	1.5-2	.	.	.	1	.	.	.	.	.
2	GENMARK-HEATH, J.	10	6	3	9	1.0-6	.	.	.	.	.	.	.	.	.
29	OGHOUFO, Ovie	7	1	7	8	1.0-4	1.0-4	.	1	2	.	.	.	.	.
5C	CROSS III, Howard	4	3	4	7	.	.	.	.	.	.	.	.	.	.
3B	J. LAMB	8	4	3	7	2.0-11	1.0-7	.	.	.	1-0	1	.	.	.
1B	BROWN, DJ	8	2	4	6	.	.	.	.	.	.	.	.	.	.
9A	D. HAYES	4	5	1	6	3.0-11	1.0-7	.	.	.	1-2	.	.	.	.
1A	ADEMIOLA, Justin	6	4	1	5	.	.	.	.	.	.	.	.	.	.
3	GRIFFITH, Houston	10	3	2	5	.	.	.	1	.	.	.	.	.	.
26	AGORO, Temitope	10	3	.	3	.	.	.	.	.	.	.	.	.	.
54	SHANNON, John	10	1	2	3	.	.	.	.	.	.	.	.	.	.
94	FOSKEY, Isaiah	3	.	3	3	.	.	.	.	1	.	.	.	.	.
83	CLAYPOOL, Chase	10	2	1	3	.	.	.	.	.	1-0	.	.	.	.
84	KMET, Cole	8	2	.	2	.	.	.	.	.	.	.	.	.	.
5F	FRANKLIN, Ja'mion	6	1	1	2	.	.	.	.	.	.	.	.	.	.
7P	PELINI, Patrick	4	2	.	2	.	.	.	.	.	.	.	.	.	.
6	JONES Jr., Tony	9	1	.	1	.	.	.	.	.	.	1	.	.	.
89	WRIGHT, Brock	10	1	.	1	.	.	.	.	.	.	.	.	.	.
90	H. SPEARS	2	.	1	1	.	.	.	.	.	.	.	.	.	.
16	WALLACE, KJ	4	.	1	1	.	.	.	.	.	.	.	.	.	.
1G	N. OSAFO-MENSAH	2	.	1	1	.	.	.	.	.	.	.	.	.	.
3E	EKWONU, Osita	1	1	.	1	.	.	.	.	.	.	.	.	.	.
Total		10	391	290	681	74-276	24-166	8-60	33	40	14-109	15	2	.	.
Opponents		10	374	200	574	49-153	12-62	6-23	31	25	5-98	4	.	.	.



**TEAM STATISTICS**

Date	Opponent	Rushing				Receiving				Passing				Kick Returns				Punt Returns				tot off
		no.	yds	td	lg	no.	yds	td	lg	cmp-att-int	yds	td	lg	no.	yds	td	lg	no.	yds	td	lg	
Sep 02	at Louisville	42	230	4	37	14	193	1	34	14-23-0	193	1	34	1	16	0	16	1	-2	0	0	423
Sep 14	NEW MEXICO	38	157	2	24	17	434	6	65	17-27-0	434	6	65	2	64	0	45	2	17	0	17	591
Sep 21	at Georgia	14	46	0	9	29	275	2	31	29-47-2	275	2	31	1	9	0	9	0	0	0	0	321
Sep 28	VIRGINIA	37	157	4	30	17	165	0	37	17-25-0	165	0	37	1	16	0	16	1	1	0	1	322
Oct 05	BOWLING GREEN	34	233	1	36	21	340	6	40	21-27-0	340	6	40	0	0	0	0	4	36	0	25	573
Oct 12	USC	48	308	2	51	17	165	1	26	17-32-0	165	1	26	2	48	0	32	0	0	0	0	473
Oct 26	at Michigan	31	47	0	9	11	133	2	28	11-29-0	133	2	28	3	46	0	20	1	0	0	0	180
Nov 02	VIRGINIA TECH	38	106	1	13	29	336	2	30	29-53-2	336	2	30	3	38	0	20	4	24	0	16	442
Nov 09	at Duke	42	288	1	53	18	181	4	35	18-32-2	181	4	35	0	0	0	0	2	51	0	46	469
Nov 16	NAVY	31	105	1	15	16	305	5	70	16-22-0	305	5	70	0	0	0	0	2	9	0	7	410
Notre Dame		355	1677	16	53	189	2527	29	70	189-317-6	2527	29	70	13	237	0	45	17	136	0	46	4204
		419	1681	10	49	148	1625	11	50	148-274-8	1625	11	50	23	419	0	36	15	65	0	16	3306

Games: 10 • Avg/rush: 4.7 • Avg/catch: 13.4 • Pass effic: 152.99 • KR avg: 18.2 • PR avg: 8.0 • All purpose avg/game: 463.7 • Total offense avg/gm: 420.4

Date	Opponent	Tackles				Sacks		Fumble		Pass Defense			blkd	PAT Attempts			off		
		ua	a	total	ffl-yds	no-yds	ff	fr-yds	int-yds	qbh	brup	kick	kick	rush	rcv	saf	t/o	pts	
Sep 02	at Louisville	48	16	64	10.0-35	4.0-13	2	3-2	0-0	3	5	0	5-5	0	0	0	7	35	
Sep 14	NEW MEXICO	42	26	68	8.0-20	0.0-0	0	1-9	3-36	6	5	0	9-9	0	0	0	28	66	
Sep 21	at Georgia	31	34	65	6.0-18	0.0-0	1	1-0	0-0	0	2	0	2-2	0	0	0	7	17	
Sep 28	VIRGINIA	45	16	61	13.0-61	8.0-55	4	3-71	2-0	5	3	0	5-5	0	0	0	28	35	
Oct 05	BOWLING GREEN	37	32	69	8.0-34	2.0-25	1	0-0	1-0	7	2	1	7-7	0	0	0	0	52	
Oct 12	USC	38	38	76	7.0-32	4.0-26	1	0-0	0-0	7	2	0	3-3	0	0	0	0	30	
Oct 26	at Michigan	36	42	78	5.0-32	2.0-20	2	0-0	0-0	0	2	1	2-2	0	0	0	0	14	
Nov 02	VIRGINIA TECH	31	24	55	5.0-10	1.0-4	0	1-0	1-5	3	5	0	3-3	0	0	0	0	21	
Nov 09	at Duke	31	38	69	4.0-7	1.0-1	1	1-0	1-19	4	4	0	5-5	0	0	0	7	38	
Nov 16	NAVY	52	24	76	8.0-27	2.0-7	3	4-27	0-0	5	3	0	7-7	0	0	0	28	52	
Notre Dame		391	290	681	74.0-276	23.0-151	15	14-109	8-60	40	33	2	48-48	0	0	0	105	360	
		374	200	574	49.0-153	12.0-60	4	5-98	6-23	25	31	0	22-22	0	0	0	23	193	

Date	Opponent	Punting										Field Goals			Kickoffs			
		no.	yds	avg	long	blkd	tb	fc	50+	i20	md-att	long	blkd	no.	yds	avg	tb	ob
Sep 02	at Louisville	6	236	39.3	46	0	0	5	0	2	0-0	0	0	6	371	61.8	2	0
Sep 14	NEW MEXICO	4	163	40.8	48	0	0	1	0	2	1-1	36	0	10	567	56.7	4	1
Sep 21	at Georgia	4	190	47.5	58	0	0	2	1	3	1-1	27	0	3	175	58.3	1	0
Sep 28	VIRGINIA	6	234	39.0	44	0	0	2	0	0	0-1	0	0	6	377	62.8	4	0
Oct 05	BOWLING GREEN	2	91	45.5	49	0	0	0	0	1	1-1	27	0	9	572	63.6	7	0
Oct 12	USC	3	121	40.3	46	0	1	0	0	0	3-3	52	0	7	434	62.0	4	0
Oct 26	at Michigan	10	423	42.3	61	0	0	0	2	4	0-0	0	0	3	168	56.0	1	0
Nov 02	VIRGINIA TECH	6	233	38.8	52	0	0	3	2	1	0-1	0	0	4	253	63.2	2	1
Nov 09	at Duke	6	215	35.8	44	0	0	2	0	1	1-1	34	0	7	402	57.4	1	0
Nov 16	NAVY	2	70	35.0	35	0	0	2	0	0	1-1	32	0	9	479	53.2	3	0
Notre Dame		49	1976	40.3	61	0	1	17	5	14	8-10	52	0	64	3798	59.3	29	2
		59	2543	43.1	63	1	7	16	17	15	13-15	44	1	42	2385	56.8	18	1

**OPPONENT STATISTICS**

Date	Opponent	Rushing				Receiving				Passing				Kick Returns				Punt Returns				tot off		
		no.	yds	td	lg	no.	yds	td	lg	cmp	att	int	yds	td	lg	no.	yds	td	lg	no.	yds		td	lg
Sep 02	at Louisville	47	249	2	44	12	134	0	37	12	28	0	134	0	37	3	59	0	26	0	0	0	0	383
Sep 14	NEW MEXICO	46	212	2	47	10	151	0	41	10	29	3	151	0	41	2	30	0	15	2	2	0	2	363
Sep 21	at Georgia	33	152	1	16	20	187	1	36	20	26	0	187	1	36	2	20	0	16	1	-3	0	0	339
Sep 28	VIRGINIA	29	4	0	15	30	334	2	43	30	43	2	334	2	43	2	39	0	25	2	17	0	9	338
Oct 05	BOWLING GREEN	42	118	0	17	15	110	0	24	15	27	1	110	0	24	2	25	0	13	2	4	0	2	228
Oct 12	USC	35	171	1	25	24	255	2	38	24	35	0	255	2	38	3	68	0	25	2	16	0	10	426
Oct 26	at Michigan	57	303	3	49	8	134	3	34	8	14	0	134	3	34	1	23	0	23	4	24	0	16	437
Nov 02	VIRGINIA TECH	36	96	0	20	9	139	1	50	9	28	1	139	1	50	1	3	0	3	0	0	0	0	235
Nov 09	at Duke	30	95	0	19	16	102	1	29	16	31	1	102	1	29	5	122	0	36	2	5	0	6	197
Nov 16	NAVY	64	281	1	46	4	79	1	43	4	13	0	79	1	43	2	30	0	16	0	0	0	0	360
Opponents		419	1681	10	49	148	1625	11	50	148	274	8	1625	11	50	23	419	0	36	15	65	0	16	3306
		355	1677	16	53	189	2527	29	70	189	317	6	2527	29	70	13	237	0	45	17	136	0	46	4204

Games: 10 • Avg/rush: 4.0 • Avg/catch: 11.0 • Pass effic: 111.24 • KR avg: 18.2 • PR avg: 4.3 • All purpose avg/game: 381.3 • Total offense avg/gm: 330.6

Date	Opponent	Tackles				Sacks		Fumble		Pass Defense			blkd kick	PAT Attempts			off		
		ua	a	total	tfl-yds	no-yds	ff	fr-yds	int-yds	qbh	brup	kick		kick	rush	rcv	saf	t/o	pts
Sep 02	at Louisville	43	18	61	5.0-18	3.0-12	1	1-0	0-0	4	2	0	2-2	0	0	0	0	0	17
Sep 14	NEW MEXICO	41	14	55	7.0-31	1.0-7	0	0-0	0-0	3	1	0	2-2	0	0	0	0	0	14
Sep 21	at Georgia	19	36	55	3.0-4	0.0-0	1	0-0	2-11	0	6	0	2-2	0	0	0	0	6	23
Sep 28	VIRGINIA	44	12	56	5.0-35	4.0-33	0	1-0	0-0	3	3	0	2-2	0	0	0	0	0	20
Oct 05	BOWLING GREEN	34	24	58	4.0-13	0.0-0	0	0-0	0-0	1	3	0	0-0	0	0	0	0	0	0
Oct 12	USC	46	20	66	6.0-12	1.0-1	0	0-0	0-0	1	4	0	3-3	0	0	0	0	0	27
Oct 26	at Michigan	28	24	52	5.0-9	2.0-6	1	2-0	0-0	5	6	0	6-6	0	0	0	0	10	45
Nov 02	VIRGINIA TECH	58	8	66	6.0-14	0.0-0	1	1-98	2-0	3	0	0	2-2	0	0	0	0	7	20
Nov 09	at Duke	32	32	64	5.0-7	1.0-1	0	0-0	2-12	4	5	0	1-1	0	0	0	0	7	
Nov 16	NAVY	29	12	41	3.0-10	0.0-0	0	0-0	0-0	1	1	0	2-2	0	0	0	0	20	
Opponents		374	200	574	49.0-153	12.0-60	4	5-98	6-23	25	31	0	22-22	0	0	0	0	23	193
		391	290	681	74.0-276	23.0-151	15	14-109	8-60	40	33	2	48-48	0	0	0	0	105	360

Date	Opponent	Punting										Field Goals			Kickoffs			
		no.	yds	avg	long	blkd	tb	fc	50+	i20	md-att	long	blkd	no.	yds	avg	tb	ob
Sep 02	at Louisville	5	207	41.4	52	0	0	4	1	1	1-1	42	0	4	205	51.2	1	0
Sep 14	NEW MEXICO	6	279	46.5	63	0	1	0	2	3	0-0	0	0	3	171	57.0	1	0
Sep 21	at Georgia	4	141	35.2	48	0	1	1	0	1	3-3	43	0	6	363	60.5	5	0
Sep 28	VIRGINIA	4	162	40.5	51	0	0	1	1	1	2-2	32	0	4	260	65.0	3	0
Oct 05	BOWLING GREEN	8	346	43.2	52	0	0	3	3	1	0-1	0	1	1	65	65.0	1	0
Oct 12	USC	5	211	42.2	50	0	3	0	1	1	2-2	40	0	5	289	57.8	2	0
Oct 26	at Michigan	7	268	38.3	57	1	1	2	2	1	1-1	21	0	8	427	53.4	2	0
Nov 02	VIRGINIA TECH	8	354	44.2	58	0	1	1	1	2	2-2	44	0	5	318	63.6	2	0
Nov 09	at Duke	9	450	50.0	56	0	0	4	6	3	0-1	0	0	2	80	40.0	0	0
Nov 16	NAVY	3	125	41.7	44	0	0	0	0	1	2-2	36	0	4	207	51.8	1	1
Opponents		59	2543	43.1	63	1	7	16	17	15	13-15	44	1	42	2385	56.8	18	1
		49	1976	40.3	61	0	1	17	5	14	8-10	52	0	64	3798	59.3	29	2

**Notre Dame Inside Opponent Red-Zone**

Date	Opponent	Score	Times In RZ	Times Scored	Total Pts	TDs	Rush TDs	Pass TDs	FGs Made	Failed to score inside RZ					
										FGA	Down	Int	Fumb	Half	Game
Sep 02, 2019	at Louisville	W 35-17	4	4	28	4	4	0	0	0	0	0	0	0	0
Sep 14, 2019	NEW MEXICO	W 66-14	4	4	24	3	2	1	1	0	0	0	0	0	0
Sep 21, 2019	at Georgia	L 17-23	3	3	17	2	0	2	1	0	0	0	0	0	0
Sep 28, 2019	VIRGINIA	W 35-20	3	3	21	3	3	0	0	0	0	0	0	0	0
Oct 05, 2019	BOWLING GREEN	W 52-0	6	6	38	5	1	4	1	0	0	0	0	0	0
Oct 12, 2019	USC	W 30-27	2	2	14	2	1	1	0	0	0	0	0	0	0
Oct 26, 2019	at Michigan	L 14-45	2	2	14	2	0	2	0	0	0	0	0	0	0
Nov 02, 2019	VIRGINIA TECH	W 21-20	6	3	21	3	1	2	0	1	0	1	1	0	0
Nov 09, 2019	at Duke	W 38-7	6	6	38	5	1	4	1	0	0	0	0	0	0
Nov 16, 2019	NAVY	W 52-20	5	5	31	4	1	3	1	0	0	0	0	0	0
Totals			41	38	246	33	14	19	5	1	0	1	1	0	0
38 of 41 (92.7%)															

**Opponents Inside Notre Dame Red-Zone**

Date	Opponent	Score	Times In RZ	Times Scored	Total Pts	TDs	Rush TDs	Pass TDs	FGs Made	Failed to score inside RZ					
										FGA	Down	Int	Fumb	Half	Game
Sep 02, 2019	at Louisville	W 35-17	2	2	14	2	2	0	0	0	0	0	0	0	0
Sep 14, 2019	NEW MEXICO	W 66-14	1	0	0	0	0	0	0	0	0	0	1	0	0
Sep 21, 2019	at Georgia	L 17-23	3	3	17	2	1	1	1	0	0	0	0	0	0
Sep 28, 2019	VIRGINIA	W 35-20	4	4	20	2	0	2	2	0	0	0	0	0	0
Oct 05, 2019	BOWLING GREEN	W 52-0	0	0	0	0	0	0	0	0	0	0	0	0	0
Oct 12, 2019	USC	W 30-27	4	4	20	2	1	1	2	0	0	0	0	0	0
Oct 26, 2019	at Michigan	L 14-45	5	5	31	4	2	2	1	0	0	0	0	0	0
Nov 02, 2019	VIRGINIA TECH	W 21-20	2	2	10	1	0	1	1	0	0	0	0	0	0
Nov 09, 2019	at Duke	W 38-7	0	0	0	0	0	0	0	0	0	0	0	0	0
Nov 16, 2019	NAVY	W 52-20	3	3	13	1	1	0	2	0	0	0	0	0	0
Totals			24	23	125	14	7	7	9	0	0	0	1	0	0

**3rd-Down Conversions**

Date	Opponent	Score	Overall	1st Qtr	2nd Qtr	3rd Qtr	4th Qtr	Overtime
Sep 02, 2019	at Louisville	W 35-17	5-12 41.7	1-2 50.0	1-4 25.0	0-2 0.0	3-4 75.0	
Sep 14, 2019	NEW MEXICO	W 66-14	1-10 10.0	1-4 25.0	0-2 0.0	0-1 0.0	0-3 0.0	
Sep 21, 2019	at Georgia	L 17-23	4-13 30.8	1-3 33.3	0-3 0.0	0-3 0.0	3-4 75.0	
Sep 28, 2019	VIRGINIA	W 35-20	6-15 40.0	4-4 100.0	1-5 20.0	0-2 0.0	1-4 25.0	
Oct 05, 2019	BOWLING GREEN	W 52-0	8-11 72.7	2-3 66.7	2-3 66.7	1-2 50.0	3-3 100.0	
Oct 12, 2019	USC	W 30-27	9-17 52.9	1-4 25.0	2-3 66.7	4-6 66.7	2-4 50.0	
Oct 26, 2019	at Michigan	L 14-45	3-15 20.0	2-5 40.0	0-4 0.0	0-3 0.0	1-3 33.3	
Nov 02, 2019	VIRGINIA TECH	W 21-20	8-20 40.0	0-4 0.0	3-6 50.0	1-2 50.0	4-8 50.0	
Nov 09, 2019	at Duke	W 38-7	9-17 52.9	5-6 83.3	0-3 0.0	2-4 50.0	2-4 50.0	
Nov 16, 2019	NAVY	W 52-20	4-9 44.4	0-1 0.0	2-3 66.7	2-4 50.0	0-1 0.0	
	Notre Dame		57-139 41.0	17-36 47.2	11-36 30.6	10-29 34.5	19-38 50.0	0-0 0.0
	Opponents		47-150 31.3	14-36 38.9	13-43 30.2	11-40 27.5	9-31 29.0	0-0 0.0

**4th-Down Conversions**

Date	Opponent	Score	Overall	1st Qtr	2nd Qtr	3rd Qtr	4th Qtr	Overtime
Sep 02, 2019	at Louisville	W 35-17	0-1 0.0	0-0 0.0	0-1 0.0	0-0 0.0	0-0 0.0	
Sep 14, 2019	NEW MEXICO	W 66-14	5-5 100.0	1-1 100.0	1-1 100.0	1-1 100.0	2-2 100.0	
Sep 21, 2019	at Georgia	L 17-23	1-3 33.3	0-1 0.0	1-1 100.0	0-0 0.0	0-1 0.0	
Sep 28, 2019	VIRGINIA	W 35-20	2-2 100.0	0-0 0.0	1-1 100.0	0-0 0.0	1-1 100.0	
Oct 05, 2019	BOWLING GREEN	W 52-0	0-0 0.0	0-0 0.0	0-0 0.0	0-0 0.0	0-0 0.0	
Oct 12, 2019	USC	W 30-27	0-1 0.0	0-0 0.0	0-0 0.0	0-1 0.0	0-0 0.0	
Oct 26, 2019	at Michigan	L 14-45	0-1 0.0	0-0 0.0	0-1 0.0	0-0 0.0	0-0 0.0	
Nov 02, 2019	VIRGINIA TECH	W 21-20	3-3 100.0	0-0 0.0	0-0 0.0	0-0 0.0	3-3 100.0	
Nov 09, 2019	at Duke	W 38-7	0-1 0.0	0-0 0.0	0-0 0.0	0-0 0.0	0-1 0.0	
Nov 16, 2019	NAVY	W 52-20	1-2 50.0	1-1 100.0	0-0 0.0	0-0 0.0	0-1 0.0	
	Notre Dame		12-19 63.2	2-3 66.7	3-5 60.0	1-2 50.0	6-9 66.7	0-0 0.0
	Opponents		9-18 50.0	2-2 100.0	1-4 25.0	2-6 33.3	4-6 66.7	0-0 0.0

**Time of Possession**

Date	Opponent	Score	Overall	1st Qtr	2nd Qtr	3rd Qtr	4th Qtr	Overtime
Sep 02, 2019	at Louisville	W 35-17	28:00	7:05	8:53	4:24	7:38	
Sep 14, 2019	NEW MEXICO	W 66-14	24:54	6:32	5:47	6:03	6:32	
Sep 21, 2019	at Georgia	L 17-23	25:29	7:11	6:48	4:28	7:02	
Sep 28, 2019	VIRGINIA	W 35-20	26:28	7:59	4:48	4:41	9:00	
Oct 05, 2019	BOWLING GREEN	W 52-0	26:40	6:06	6:44	3:30	10:20	
Oct 12, 2019	USC	W 30-27	31:24	6:04	6:44	9:25	9:11	
Oct 26, 2019	at Michigan	L 14-45	25:23	7:07	5:20	6:05	6:51	
Nov 02, 2019	VIRGINIA TECH	W 21-20	31:12	7:12	9:35	5:07	9:18	
Nov 09, 2019	at Duke	W 38-7	32:52	8:38	7:16	7:11	9:47	
Nov 16, 2019	NAVY	W 52-20	24:00	5:44	7:37	7:01	3:38	
	Notre Dame	Total	276:22	69:38	69:32	57:55	79:17	0:00
		Avg.	27:38	6:57	6:57	5:47	7:55	0:00
	Opponents	Total	323:38	80:22	80:28	92:05	70:43	0:00

**NOTRE DAME INDIVIDUAL GAME HIGHS**

Rushes	25	JONES Jr., Tony vs USC (Oct 12, 2019)
Yards Rushing	176	JONES Jr., Tony vs USC (Oct 12, 2019)
TD Rushes	3	JONES Jr., Tony vs Virginia (Sep 28, 2019)
Long Rush	53	BOOK, Ian at Duke (Nov 09, 2019)
Pass attempts	53	BOOK, Ian vs Virginia Tech (Nov 02, 2019)
Pass completions	29	BOOK, Ian at Georgia (Sep 21, 2019)
	29	BOOK, Ian vs Virginia Tech (Nov 02, 2019)
Yards Passing	360	BOOK, Ian vs New Mexico (Sep 14, 2019)
TD Passes	5	BOOK, Ian vs New Mexico (Sep 14, 2019)
	5	BOOK, Ian vs Bowling Green (Oct 05, 2019)
	5	BOOK, Ian vs Navy (Nov 16, 2019)
Long Pass	70	BOOK, Ian vs Navy (Nov 16, 2019)
Receptions	9	KMET, Cole at Georgia (Sep 21, 2019)
Yards Receiving	118	CLAYPOOL, Chase vs Virginia Tech (Nov 02, 2019)
TD Receptions	4	CLAYPOOL, Chase vs Navy (Nov 16, 2019)
Long Reception	70	LENZY, Braden vs Navy (Nov 16, 2019)
Field Goals	3	DOERER, Jonathan vs USC (Oct 12, 2019)
Long Field Goal	52	DOERER, Jonathan vs USC (Oct 12, 2019)
Punts	10	BRAMBLETT, Jay at Michigan (Oct 26, 2019)
Punting Avg	47.5	BRAMBLETT, Jay at Georgia (Sep 21, 2019)
Long Punt	61	BRAMBLETT, Jay at Michigan (Oct 26, 2019)
Punts inside 20	4	BRAMBLETT, Jay at Michigan (Oct 26, 2019)
Long Punt Return	46	FINKE, Chris at Duke (Nov 09, 2019)
Long Kickoff Return	45	KEYS III, Lawrence vs New Mexico (Sep 14, 2019)
Tackles	11	BILAL, Asmar vs USC (Oct 12, 2019)
	11	WHITE, Drew at Michigan (Oct 26, 2019)
Sacks	3.0	J. OKWARA vs Virginia (Sep 28, 2019)
Tackles For Loss	3.0	J. OKWARA vs Virginia (Sep 28, 2019)
Interceptions	1	ELLIOTT, Jalen vs New Mexico (Sep 14, 2019)
	1	HAMILTON, Kyle vs New Mexico (Sep 14, 2019)
	1	CRAWFORD, Shaun vs New Mexico (Sep 14, 2019)
	1	GILMAN, Alohi vs Virginia (Sep 28, 2019)
	1	HAMILTON, Kyle vs Virginia (Sep 28, 2019)
	1	ELLIOTT, Jalen vs Bowling Green (Oct 05, 2019)
	1	HAMILTON, Kyle vs Virginia Tech (Nov 02, 2019)
	1	PRIDE Jr., Troy at Duke (Nov 09, 2019)

**NOTRE DAME TEAM GAME HIGHS**

Rushes	48	vs USC (Oct 12, 2019)
Yards Rushing	308	vs USC (Oct 12, 2019)
Yards Per Rush	6.9	at Duke (Nov 09, 2019)
TD Rushes	4	at Louisville (Sep 02, 2019)
	4	vs Virginia (Sep 28, 2019)
Pass attempts	53	vs Virginia Tech (Nov 02, 2019)
Pass completions	29	at Georgia (Sep 21, 2019)
	29	vs Virginia Tech (Nov 02, 2019)
Yards Passing	434	vs New Mexico (Sep 14, 2019)
Yards Per Pass	16.1	vs New Mexico (Sep 14, 2019)
TD Passes	6	vs New Mexico (Sep 14, 2019)
	6	vs Bowling Green (Oct 05, 2019)
Total Plays	91	vs Virginia Tech (Nov 02, 2019)
Total Offense	591	vs New Mexico (Sep 14, 2019)
Yards Per Play	9.4	vs Bowling Green (Oct 05, 2019)
Points	66	vs New Mexico (Sep 14, 2019)
Sacks By	8	vs Virginia (Sep 28, 2019)
First Downs	27	vs Bowling Green (Oct 05, 2019)
Penalties	12	at Georgia (Sep 21, 2019)
Penalty Yards	85	at Georgia (Sep 21, 2019)
Turnovers	3	vs Virginia Tech (Nov 02, 2019)
Interceptions By	3	vs New Mexico (Sep 14, 2019)
Punts	10	at Michigan (Oct 26, 2019)
Punting Avg	47.5	at Georgia (Sep 21, 2019)
Long Punt	61	at Michigan (Oct 26, 2019)
Punts inside 20	4	at Michigan (Oct 26, 2019)
Long Punt Return	46	at Duke (Nov 09, 2019)

**OPPONENT INDIVIDUAL GAME HIGHS**

Rushes	25	PERRY, Malcolm, vs Navy (Nov 16, 2019)
Yards Rushing	149	Haskins, Hassan, at Michigan (Oct 26, 2019)
TD Rushes	2	Pass, J., at Louisville (Sep 02, 2019)
	2	Charbonnet, Z., at Michigan (Oct 26, 2019)
Long Rush	49	Haskins, Hassan, at Michigan (Oct 26, 2019)
Pass attempts	43	B. PERKINS, vs Virginia (Sep 28, 2019)
Pass completions	30	B. PERKINS, vs Virginia (Sep 28, 2019)
Yards Passing	334	B. PERKINS, vs Virginia (Sep 28, 2019)
TD Passes	2	B. PERKINS, vs Virginia (Sep 28, 2019)
	2	SLOVIS, KEDON, vs USC (Oct 12, 2019)
	2	Patterson, Shea, at Michigan (Oct 26, 2019)
Long Pass	50	Patterson II, Q, vs Virginia Tech (Nov 02, 2019)
Receptions	10	Q. MORRIS, vs Bowling Green (Oct 05, 2019)
Yards Receiving	143	H. DUBOIS, vs Virginia (Sep 28, 2019)
TD Receptions	1	Lawrence Cager, at Georgia (Sep 21, 2019)
	1	J. REED, vs Virginia (Sep 28, 2019)
	1	H. DUBOIS, vs Virginia (Sep 28, 2019)
	1	ST. BROWN, AMON, vs USC (Oct 12, 2019)
	1	VAUGHNS, TYLER, vs USC (Oct 12, 2019)
	1	Sainristil, M., at Michigan (Oct 26, 2019)
	1	Peoples-Jones, at Michigan (Oct 26, 2019)
	1	Collins, Nico, at Michigan (Oct 26, 2019)
	1	Hazelton, D, vs Virginia Tech (Nov 02, 2019)
	1	Young, A., at Duke (Nov 09, 2019)
	1	COOPER, Mychal, vs Navy (Nov 16, 2019)
Long Reception	50	Turner, T., vs Virginia Tech (Nov 02, 2019)
Field Goals	3	R. Blankenship, at Georgia (Sep 21, 2019)
Long Field Goal	44	Johnson, B, vs Virginia Tech (Nov 02, 2019)
Punts	9	Parker A., at Duke (Nov 09, 2019)
Punting Avg	50.0	Parker A., at Duke (Nov 09, 2019)
Long Punt	63	T. DYER, vs New Mexico (Sep 14, 2019)
Punts inside 20	3	T. DYER, vs New Mexico (Sep 14, 2019)
	3	Parker A., at Duke (Nov 09, 2019)
Long Punt Return	16	Peoples-Jones, at Michigan (Oct 26, 2019)
Long Kickoff Return	36	Philyaw-Johnson, at Duke (Nov 09, 2019)
Tackles	13	Ashby, R, vs Virginia Tech (Nov 02, 2019)
Sacks	1.0	Burns, R., at Louisville (Sep 02, 2019)
	1.0	Okeke, A., at Louisville (Sep 02, 2019)
	1.0	A. HART, vs New Mexico (Sep 14, 2019)
	1.0	J. MACK, vs Virginia (Sep 28, 2019)
	1.0	N. TAYLOR, vs Virginia (Sep 28, 2019)
	1.0	Z. ZANDIER, vs Virginia (Sep 28, 2019)
	1.0	E. HANBACK, vs Virginia (Sep 28, 2019)
	1.0	HOUSTON, JOHN, vs USC (Oct 12, 2019)
	1.0	Pave, Kwity, at Michigan (Oct 26, 2019)
	1.0	Vilain, Lujji, at Michigan (Oct 26, 2019)
	1.0	Hollifield, D, vs Virginia Tech (Nov 02, 2019)
	1.0	Heyward, S., at Duke (Nov 09, 2019)
Tackles For Loss	3.0	Ashby, R, vs Virginia Tech (Nov 02, 2019)
Interceptions	1	Divaad Wilson, at Georgia (Sep 21, 2019)
	1	J.R. Reed, at Georgia (Sep 21, 2019)
	1	Hollifield, D, vs Virginia Tech (Nov 02, 2019)
	1	Deablo, D, vs Virginia Tech (Nov 02, 2019)
	1	Carter, M., at Duke (Nov 09, 2019)
	1	Heyward, S., at Duke (Nov 09, 2019)

**OPPONENT TEAM GAME HIGHS**

Rushes	64	vs Navy (Nov 16, 2019)
Yards Rushing	303	at Michigan (Oct 26, 2019)
Yards Per Rush	5.3	at Michigan (Oct 26, 2019)
TD Rushes	3	at Michigan (Oct 26, 2019)
Pass attempts	43	vs Virginia (Sep 28, 2019)
Pass completions	30	vs Virginia (Sep 28, 2019)
Yards Passing	334	vs Virginia (Sep 28, 2019)
Yards Per Pass	9.6	at Michigan (Oct 26, 2019)
TD Passes	3	at Michigan (Oct 26, 2019)
Total Plays	77	vs Navy (Nov 16, 2019)
Total Offense	437	at Michigan (Oct 26, 2019)
Yards Per Play	6.2	at Michigan (Oct 26, 2019)
Points	45	at Michigan (Oct 26, 2019)
Sacks By	4	vs Virginia (Sep 28, 2019)
First Downs	25	vs USC (Oct 12, 2019)
Penalties	8	at Louisville (Sep 02, 2019)
	8	at Duke (Nov 09, 2019)
Penalty Yards	63	at Duke (Nov 09, 2019)
Turnovers	5	vs Virginia (Sep 28, 2019)
Interceptions By	2	at Georgia (Sep 21, 2019)
	2	vs Virginia Tech (Nov 02, 2019)
	2	at Duke (Nov 09, 2019)
Punts	9	at Duke (Nov 09, 2019)
Punting Avg	50.0	at Duke (Nov 09, 2019)
Long Punt	63	vs New Mexico (Sep 14, 2019)
Punts inside 20	3	vs New Mexico (Sep 14, 2019)
	3	at Duke (Nov 09, 2019)
Long Punt Return	16	at Michigan (Oct 26, 2019)

#	PLAYER	GP-GS	LOU	NM	UGA	VA	BGSU	USC	MICH	VT	DUKE	NAVY
5F	JAY. ADEMILOLA	10/-	XXX	XXX	XXX	XXX	XXX	XXX	XXX	XXX	XXX	XXX
1H	JUST. ADEMILOLA	6/-	...	XXX	...	...	XXX	...	XXX	XXX	XXX	XXX
2F	T. AGORO	10/-	XXX	XXX	XXX	XXX	XXX	XXX	XXX	XXX	XXX	XXX
2A	L. AJAVON	2/-	...	...	...	...	XXX	...	...	...	XXX	...
26	L. ALBANO	1/-	...	XXX	...	...	...	XXX	XXX	...	...	XXX
8	J. ARMSTRONG	6/2	START	...	...	...	...	XXX	XXX	START	XXX	XXX
32	M. ASSAF	10/-	XXX	XXX	XXX	XXX	XXX	XXX	XXX	XXX	XXX	XXX
69	A. BANKS	10/10	START	START	START	START	START	START	START	START	START	START
5A	B. BAUER	10/-	XXX	XXX	XXX	XXX	XXX	XXX	XXX	XXX	XXX	XXX
30	J. BERTRAND	2/-	...	...	...	...	XXX	...	...	...	...	XXX
2B	A. BILAL	10/9	XXX	START	START	START	START	START	START	START	START	START
12	I. BOOK	10/10	START	START	START	START	START	START	START	START	START	START
28	T. BRACY	9/2	XXX	XXX	XXX	XXX	START	START	XXX	...	XXX	XXX
19	J. BRAMBLETT	10/-	XXX	XXX	XXX	XXX	XXX	XXX	XXX	XXX	XXX	XXX
1A	D. BROWN	8/-	XXX	XXX	XXX	XXX	XXX	...	XXX	...	XXX	XXX
7	B. CLARK	2/-	...	XXX	...	...	XXX	...	...	...	...	...
83	C. CLAYPOOL	10/10	START	START	START	START	START	START	START	START	START	START
52	Z. CORRELL	3/-	...	XXX	...	...	XXX	...	...	...	...	XXX
2A	S. CRAWFORD	8/5	START	START	START	START	...	...	XXX	XXX	XXX	START
4A	A. DAVIS	8/-	...	XXX	XXX	XXX	XXX	...	XXX	XXX	XXX	XXX
56	J. DIRKSEN	6/-	...	XXX	...	...	XXX	...	XXX	XXX	XXX	XXX
39	J. DOERER	10/-	XXX	XXX	XXX	XXX	XXX	XXX	XXX	XXX	XXX	XXX
74	L. EICHENBERG	10/10	START	START	START	START	START	START	START	START	START	START
1M	C. EKANAYAKE	1/-	...	...	...	...	XXX	...	...	...	...	...
3E	O. EKWONU	1/-	...	...	...	...	XXX	...	...	...	...	...
21	J. ELLIOTT	10/10	START	START	START	START	START	START	START	START	START	START
10	C. FINKE	10/8	START	START	START	XXX	XXX	START	START	START	START	START
20	C. FLEMISTER	6/-	XXX	XXX	...	XXX	XXX	...	...	...	XXX	XXX
94	I. FOSKEY	3/-	...	XXX	...	...	XXX	...	...	...	XXX	...
5D	J. FRANKLIN	6/-	...	XXX	...	...	XXX	...	XXX	XXX	XXX	XXX
76	D. GIBBONS	10/-	XXX	XXX	XXX	XXX	XXX	XXX	XXX	XXX	XXX	XXX
11	A. GILMAN	10/10	START	START	START	START	START	START	START	START	START	START
3	H. GRIFFITH	10/-	XXX	XXX	XXX	XXX	XXX	XXX	XXX	XXX	XXX	XXX
61	C. GRUNHARD	6/-	...	XXX	...	...	XXX	...	XXX	XXX	XXX	XXX
72	R. HAINSEY	8/8	START	START	START	START	START	START	START	START	...	...
1C	K. HAMILTON	10/1	XXX	XXX	XXX	XXX	XXX	START	XXX	XXX	XXX	XXX
9	C. HART	3/-	...	XXX	...	...	XXX	XXX	...	...	...	...
9A	D. HAYES	4/-	XXX	XXX	XXX	XXX	...	...	...	...	...	...
2	J.GENMARK HEATH	10/1	START	XXX	XXX	XXX	XXX	XXX	XXX	XXX	XXX	XXX
4H	J. HENIGE	1/-	...	...	...	...	XXX	...	...	...	...	...
17	N. HENRY	1/-	...	XXX	...	...	...	...	...	...	...	...
41	K. HINISH	10/10	START	START	START	START	START	START	START	START	START	START
5E	H. CROSS III	4/-	...	XXX	...	...	XXX	...	XXX	...	...	XXX
13	L. KEYS III	9/2	XXX	START	START	XXX	...	XXX	XXX	XXX	XXX	XXX
44	JA. JONES	8/1	...	...	XXX	XXX	XXX	XXX	XXX	XXX	XXX	START
45	JO. JONES	10/-	XXX	XXX	XXX	XXX	XXX	XXX	XXX	XXX	XXX	XXX
80	M. JONES	4/-	...	XXX	...	...	XXX	...	...	XXX	...	XXX

#	PLAYER	GP-GS	LOU	NM	UGA	VA	BGSU	USC	MICH	VT	DUKE	NAVY
6	T. JONES	9/9	START	START	START	START	START	START	START	...	START	START
15	P. JURKOVEC	5/-	...	XXX	...	...	XXX	...	XXX	...	XXX	XXX
5B	K. KAREEM	10/10	START	START	START	START	START	START	START	START	START	START
2D	J. KISER	4/-	XXX	XXX	XXX	XXX	...	...	...	...	...	...
84	C. KMET	8/8	...	...	START	START	START	START	START	START	START	START
78	T. KRAEMER	7/7	START	START	START	START	START	START	START	...	...	...
73	A. KRISTOFIC	4/-	...	XXX	...	...	XXX	...	...	...	XXX	XXX
5C	J. LACEY	9/-	XXX	XXX	XXX	XXX	XXX	XXX	XXX	...	XXX	XXX
81	J. LAGER	4/-	...	XXX	...	...	XXX	...	...	XXX	...	XXX
3B	J. LAMB	8/-	XXX	XXX	XXX	XXX	XXX	XXX	XXX	XXX	...	...
25	B. LENZY	6/1	...	XXX	...	...	XXX	XXX	START	XXX	...	XXX
98	H. LEONARD	2/-	...	XXX	...	...	XXX	...	...	...	...	...
4L	X. LEZYNSKI	1/-	...	...	...	...	XXX	...	...	...	...	...
35	M. LIUFAU	4/-	...	...	XXX	XXX	...	XXX	XXX	...	...	...
75	J. LUGG	10/2	XXX	XXX	XXX	XXX	XXX	XXX	XXX	XXX	START	START
60	C. MABRY	1/-	...	XXX	...	...	...	...	...	...	...	...
2M	J. MAHONEY	2/-	...	...	...	...	XXX	...	...	XXX	...	...
43	G. MAILEY	1/-	...	...	...	...	...	...	...	...	...	XXX
88	J. MCKINLEY	9/2	XXX	XXX	XXX	START	XXX	XXX	XXX	START	XXX	...
1B	P. MOALA	10/-	XXX	XXX	XXX	XXX	XXX	XXX	XXX	XXX	XXX	XXX
2H	O. OGHOUFO	7/-	...	XXX	...	...	XXX	...	XXX	XXX	XXX	XXX
91	A. OGUNDEJI	10/-	XXX	XXX	XXX	XXX	XXX	XXX	XXX	XXX	XXX	XXX
42	J. OKWARA	9/9	START	START	START	START	START	START	START	START	START	...
1G	N. OSAFO-MENSAH	2/-	...	XXX	...	...	XXX	...	...	...	...	...
6A	OWUSU-KORAMOAH	10/10	START	START	START	START	START	START	START	START	START	START
55	J. PATTERSON	10/10	START	START	START	START	START	START	START	START	START	START
3C	P. PELINI	3/-	...	XXX	...	...	XXX	...	...	XXX	...	...
62	L. PLANTZ	5/-	...	XXX	...	...	XXX	...	XXX	...	XXX	XXX
5	T. PRIDE	10/10	START	START	START	START	START	START	START	START	START	START
4R	A. RAARUP	1/-	...	...	...	...	XXX	...	...	...	...	...
3R	J. RITTMAN	1/-	...	...	...	...	XXX	...	...	...	...	...
57	T. RUHLAND	6/3	...	XXX	...	...	XXX	...	XXX	START	START	START
29	M. SALERNO	1/-	...	XXX	...	...	...	...	...	...	...	...
38	C. SCHILLING	2/-	...	...	...	...	XXX	...	...	...	XXX	...
54	J. SHANNON	10/-	XXX	XXX	XXX	XXX	XXX	XXX	XXX	XXX	XXX	XXX
27	A. SHINAVER	3/-	...	XXX	...	...	XXX	...	...	...	...	XXX
33	S. SIMON	10/-	XXX	XXX	XXX	XXX	XXX	XXX	XXX	XXX	XXX	XXX
34	JA. SMITH	8/-	XXX	...	...	XXX	XXX	XXX	XXX	XXX	XXX	XXX
90	H. SPEARS	2/-	...	XXX	...	...	XXX	...	...	...	...	...
95	M. TAGOVAILOA	10/10	START	START	START	START	START	START	START	START	START	START
85	G. TAKACS	4/-	...	XXX	...	...	XXX	...	...	...	XXX	XXX
24	T. TREMBLE	10/5	XXX	XXX	XXX	START	START	START	XXX	XXX	START	START
8A	D. VAUGHN	7/3	...	XXX	...	XXX	...	XXX	START	START	START	XXX
65	M. VINSON	2/-	...	XXX	...	...	XXX	...	...	...	...	...
1E	K. WALLACE	4/-	XXX	XXX	...	...	XXX	...	...	XXX	...	...
47	K. WARDLOW	1/-	...	XXX	...	...	...	...	...	...	...	...
40	D. WHITE	10/9	START	START	START	START	START	XXX	START	START	START	START
18	J. WILKINS	4/-	XXX	XXX	...	XXX	XXX	...	...	...	...	...
23	K. WILLIAMS	4/-	XXX	XXX	XXX	XXX	...	...	...	...	...	...
89	B. WRIGHT	10/2	START	START	XXX	XXX	XXX	XXX	XXX	XXX	XXX	XXX
87	M. YOUNG	3/1	...	...	...	XXX	START	XXX	...	...	...	...