



NOTRE DAME

HOCKEY

FIGHTING IRISH MEDIA

Director
Athletics Communications

Dan Colleran

dcollera@nd.edu

574-339-9810 (cell)

GAME 15

#9/10 NOTRE DAME AT #10/7 BOSTON COLLEGE

DECEMBER 6

THE MATCH-UP

Game 15	Friday, December 6 7 p.m. ET	Conte Forum Chestnut Hill, Massachusetts
Records	Notre Dame Fighting Irish 8-4-2, 4-2-2-1 B1G	Boston College Eagles 9-4-0, 5-2-0 HEA
TV & Streaming Coverage	TV: None Streaming: CBS All-Access https://www.cbs.com/shows/hockey-on-cbs-all-access/	PxP: Eric Gallanty Analyst: Brendan Glasheen
Radio/Audio Coverage	94.3 FM (South Bend) & UND.com	Darin Pritchett

THE SERIES

All-Time	BC, 21-20-3	Last: ND, 4-0 Dec. 31, 2018 Notre Dame, Ind. Compton Family Ice Arena
At BC	ND, 11-10-1	Last: BC, 6-4 Jan. 28, 2017 Chestnut Hill, Mass. Conte Forum

COUNTDOWN TO PUCK DROP

509	With Notre Dame's 3-2 win over Penn State in last season's Big Ten Tournament championship game, head coach Jeff Jackson recorded his 500th career win. He now has 509 career wins, which ranks second among active NCAA DI head coaches (spanning six seasons at Lake Superior State and 14+ seasons at Notre Dame).
59	Over the past three seasons (2017-18, 2018-19 and 2019-20), Notre Dame has totaled 59 wins to rank tied for fourth in the NCAA and first in the Big Ten over that span: 1. Minnesota State (73); 2. Minnesota Duluth (61); 3. Northeastern (60), 4. Notre Dame (59) and Clarkson (59).
13	Thirteen sets of brothers have suited up for the Irish, including current sets of brothers Cal and Cam Burke and Matt and Alex Steeves .
9	Nine former Fighting Irish players have played in NHL games so far this season, including: Anders Bjork (Boston Bruins), Ian Cole (Colorado Avalanche), Dennis Gilbert (Chicago Blackhawks), Vinnie Hinostroza (Arizona Coyotes), Anders Lee (New York Islanders), Kyle Palmieri (New Jersey Devils), Bryan Rust (Pittsburgh Penguins) and Riley Sheahan (Edmonton Oilers) and T.J. Tynan (Colorado Avalanche). That number could grow to 10 with Andrew Peeke's recent call-up by the Columbus Blue Jackets.
8	With the 2019 Big Ten tournament title, Notre Dame has won eight conference championships in program history, each under Jeff Jackson (three regular-season).
7.5	At 7.5 penalty minutes per game (105 minutes in 14 games played), the Fighting Irish are the second-least penalized team in the country, while Harvard ranks first (6.9).
6	With freshman Trevor Janicke joining the program, six father-son combinations have played for the Irish including Trevor and his father, Curtis '93 , as well as sophomore Graham Slaggett and his father/Associate Head Coach Andy Slaggett '89 .
4	Notre Dame has an active four-year NCAA tournament appearance streak, including Frozen Four appearances in 2017 and 2018, which is the longest streak in program history and is the fourth-longest active streak in the NCAA (the Irish have also appeared in seven of the last 10 NCAA Tournaments).
3	Cam Morrison has three career overtime goals, which is tied for the active lead across the NCAA. Two of his three overtime winners have come in postseason play, clinching the 2018 Big Ten Tournament championship with a goal against Ohio State and sending the Irish to the 2019 NCAA Northeast Regional Final with the OT winner versus Clarkson.
.563	At .563, the Fighting Irish have the second best faceoff winning percentage in the country, trailing only Western Michigan (.564).

2019-20 SCHEDULE // RESULTS

Date	ND Rk	Opp Rk	Opponent	Location	TV	Time/Score
Oct. 6	9/10	--/--	USNTDP (exh.)	Plymouth, Mich.	CN-900 (Det.)	W, 4-2
Oct. 11	8/9	RV/--	Air Force	Notre Dame, Ind.	NBCSN	W, 4-3
Oct. 13	8/9	RV/--	Air Force	Notre Dame, Ind.	NHLN/NBCSN+	W, 6-1
Oct. 25	5/4	--/--	Lake Superior State	Notre Dame, Ind.	NBCSN	W, 5-2
Oct. 26	5/4	--/--	Lake Superior State	Notre Dame, Ind.	NHLN/NBCSN+	W, 6-4
Nov. 1	5/4	RV/--	at Minnesota	Minneapolis, Min.	BTN	T, 2-2 (ot)
Nov. 2	5/4	RV/--	at Minnesota	Minneapolis, Min.	FSN	W, 5-3
Nov. 8	5/5	9/8	Ohio State	Notre Dame, Ind.	NBCSN	W, 3-2 (ot)
Nov. 9	5/5	9/8	Ohio State	Notre Dame, Ind.	SNY	W, 2-1
Nov. 15	4/3	15/15	at Wisconsin	Madison, Wisc.	FSW	L, 3-0
Nov. 16	4/3	15/15	at Wisconsin	Madison, Wisc.	BTN+	W, 5-4 (ot)
Nov. 22	3/3	--/--	at Michigan State	East Lansing, Mich.	BTN+	T, 1-1 (ot)
Nov. 23	3/3	--/--	at Michigan State	East Lansing, Mich.	BTN+	L, 3-2
Nov. 29	5/4	16/15	Bowling Green	Notre Dame, Ind.	NBCApp	L, 5-2
Nov. 30	5/4	16/15	at Bowling Green	Bowling Green, Ohio	FloHockey	L, 5-2
Dec. 6	9/10	10/7	at Boston College	Boston, Mass.	CBS All-Access	7 p.m.
Dec. 8	9/10	10/7	Boston College	Notre Dame, Ind.	NBCSP+	5 p.m.
Dec. 13			Penn State	Notre Dame, Ind.	NHLN/NBCSN+	7 p.m.
Dec. 14			Penn State	Notre Dame, Ind.	NBCApp	6 p.m.
Jan. 3			Western Michigan	Notre Dame, Ind.	NBCSN	7 p.m.
Jan. 5			at Western Minnesota	Kalamazoo, Mich.		5 p.m.
Jan. 10			Michigan	Notre Dame, Ind.	NBCSN	7 p.m.
Jan. 11			Michigan	Notre Dame, Ind.		6 p.m.
Jan. 17			at Ohio State	Columbus, Ohio		6 p.m.
Jan. 18			at Ohio State	Columbus, Ohio		5 p.m.
Jan. 24			Wisconsin	Notre Dame, Ind.	NBCSN+/NBCSP+	7 p.m.
Jan. 25			Wisconsin	Notre Dame, Ind.	NBCSN+/NBCSP+	6 p.m.
Jan. 31			at Penn State	State College, Pa.	BTN	6 p.m.
Feb. 1			at Penn State	State College, Pa.		6 p.m.
Feb. 14			Minnesota	Notre Dame, Ind.	NBCSN	7 p.m.
Feb. 15			Minnesota	Notre Dame, Ind.	NBCSN+/NBCSP+	6 p.m.
Feb. 21			at Michigan	Ann Arbor, Mich.	BTN	6 p.m.
Feb. 22			at Michigan	Ann Arbor, Mich.	BTN	4 p.m.
Feb. 28			Michigan State	Notre Dame, Ind.	NBCSN	7 p.m.
Feb. 29			Michigan State	Notre Dame, Ind.	NBCSP+	6 p.m.
March 6-8			B1G Quarterfinals	Campus Sites		TBA
March 14			B1G Semifinals	Campus Sites		TBA
March 21			B1G Championship	Campus Site		TBA
March 27-29			NCAA Regionals	TBD		TBA
April 9-11			NCAA Frozen Four	Detroit, Mich.		TBA

— Rankings: USCHO.com/USA Today/USA HM; ranking listed at time of game | All times Eastern |

— TV: NBC Sports Network [NBCSN] | NBC Sports Chicago+ [NBCSN+] | NBC Sports Philadelphia+ [NBCSN+] | Big Ten Network [BTN] | Fox Sports North. + [FSN] | Fox Sports Midwest [FSW] | SportsNet New York [SNY]

UNIVERSITY INFORMATION	
School	University of Notre Dame
Location	Notre Dame, IN 46556
Founded	1842
Enrollment	8,530 (undergraduate), 12,393 (total)
Nickname	Fighting Irish
Colors	Gold and Blue
Affiliation	NCAA Division I
Conference	Big Ten (B1G)
President	Rev. John I. Jenkins
Provost	Thomas Burish
NCAA Faculty Representative	Patricia Bellia (Harvard '91)
Athletics Director	Jack Swarbrick (Notre Dame '76)
Sr. Assoc. Athletic Director/Sport Admin.	Tom Nevala (Notre Dame '90)
Ticket Office Phone	(574) 631-7356
Home Ice (capacity)	Compton Family Ice Arena (4,850) Charles "Lefty" Smith Rink
Ice Surface	200 x 90

HOCKEY STAFF INFORMATION	
Head Coach	Jeff Jackson (Michigan State '78)
Record at Notre Dame	327-195-59 (15th season)
Record Overall	509-247-84 (21st season)
Regular Season Big Ten Record	32-19-5 (third season)
Associate Head Coach	Paul Pooley (Ohio State '84)
Associate Head Coach	Andy Slaggert (Notre Dame '89)
Volunteer Assistant Coach	Kyle Lawson (Notre Dame '10)
Coordinator of Hockey Operations	Nick Seirgiej (Wisconsin-River Falls '06)
Athletic Trainer	Kevin Ricks
Equipment Specialist	Ron Grove
Strength and Conditioning Coach	Tony Rolinski
Administrative Assistant	Sue Halasz
Hockey Office Phone	(574) 631-3630

TEAM INFORMATION	
2018-19 Overall Record	23-14-3
2018-19 Big Ten Record/Finish	11-11-2 (2nd)
2018-19 Post Season	Big Ten Champions NCAA Northeast Regional Final
Letter Winners Returning	20 (11 forwards, 6 defensemen, 3 goaltenders)
Letter Winners Lost	6 (4 forwards, 2 defensemen)
Newcomers	8 (5 forwards, 2 defenseman, 1 goaltender)
2019-20 Captain	Cal Burke
2019-20 Alternate Captains	Tory Dello, Cale Morris
NCAA Appearances	10 (Last: 2019)
NCAA Frozen Four Appearances	Four (2008, 2011, 2017, 2018)
All-Americans	15 players/16 times (Last: Bobby Nardella 2019)
Academic All-Americans	Nine (Last: Peter Schneider in 2015)

FOR STARTERS

- Notre Dame and Boston College will play a home-and-home series this weekend, beginning with Friday night's 7 p.m. game at Conte Forum in Chestnut Hill, Massachusetts.
- The series then shifts to Notre Dame for a 5 p.m. game on Sunday afternoon at the Compton Family Ice Arena.
- Longtime rivals and four year Hockey East foes, the teams have met every season since 1995-96 with the exception of the 1999-2000, 2005-06 and 2017-18 seasons.
- The Irish are coming off a weekend sweep at the hands of #11/13 Bowling Green, while the Eagles have won seven in a row dating back to Nov. 8.
- In Jerry York (1,076) and Jeff Jackson (509), the series will feature the two active leaders in NCAA DI head coaching wins.
- Prior to the 2019-20 season, Jackson averaged 25.05 wins per season, while York averaged 22.70 wins per season.
- Jackson's career winning percentage (.656) ranks second among active NCAA DI head coaches, while York's ranks sixth (.614).
- Friday night's contest will mark Notre Dame's sixth road game in its last seven contests.
- Mike O'Leary currently leads the Irish with 16 points (7-9-16) and he has an active four-game point streak (2-2-4).
- Dating back to last season's series at Wisconsin on Jan. 18-19, O'Leary has 32 points (11-21-32) in his last 32 games played (he had seven goals and 11 assist for 18 points in his first 96 career games).
- Cam Morrison has a four-game point streak (1-3-4), while Nick Leivermann has a three-game point streak (1-3-4).
- Notre Dame is 4-2-0 this season in non-conference play.
- The Fighting Irish have posted six comeback wins this season, including three third period comebacks (both wins over Ohio State and the overtime victory at Wisconsin) and added a third period comeback tie (and shootout win) at Michigan State on Nov. 22.
- The Irish are 2-0-2 in overtime this season, with game-winning goals from Pierce Crawford (vs. Ohio State on Nov. 8) and Alex Steeves (at Wisconsin on Nov. 16).
- Notre Dame is once again one of the nation's least penalized teams, with its 7.5 PIM/ game ranking second-lowest in the country.
- At .563, the Fighting Irish rank second in the NCAA in faceoff winning percentage (Western Michigan is first at .564).

MEDIA INFORMATION	
Director of Athletics Communications (Hockey Contact)	Dan Colleran
Office Phone Cell Phone	574-631-7519 574-339-9810
Email	dcollera@nd.edu
Assistant Athletics Communications Director (Secondary Hockey Contact)	Pat Durant
Cell Phone	574-485-4521
Email	pdurant@nd.edu
Compton Family Ice Arena Press Box Phone	574-631-4899
Mailing Address	University of Notre Dame 100 Compton Family Ice Arena Notre Dame, IN 44629
Media Availability	Coach Jackson and requested players are generally available once per week and then after a post-game cooling off period. Please contact Dan Colleran with requests or to be added to the email distribution list regarding availability.
Additional Media Info	UND.com/pressbox

No.	Name	Pos.	Ht.	Wt.	Cl.	Hometown/Last Team
1	Dylan St. Cyr	G	5-9	189	Jr.	Northville, MI/USNTDP (USHL)
2	Nate Clurman	D	6-2	207	So.	Boulder, CO/Sioux City (USHL)
3	Ryan Carmichael	D	6-2	191	Fr.	Greenwich, CT/Lincoln (USHL)
4	Nick Leivermann	D	5-11	184	So.	Eden Prairie, MN/Penticton (BCHL)
5	Matt Hellickson	D	6-1	192	Jr.	Rogers, MN/Sioux City (USHL)
6	Tory Dello	D	6-0	199	Sr.	Crystal Lake, IL/Tri-City (USHL)
8	Matt Steeves	F	6-0	203	Jr.	Eden Prairie, MN/Muskegon (USHL)
10	Cam Burke	F	5-8	170	So.	Boxborough, MA/Sioux Falls (USHL)
11	Cal Burke	F	5-10	184	Sr.	Boxborough, MA/Cedar Rapids (USHL)
13	Colin Theisen	F	6-0	194	Jr.	Monroe, MI/Dubuque (USHL)
14	Jesse Lansdell	Fr.	5-11	185	Fr.	Surrey, B.C./Vernon (BCHL)
15	Michael Graham	F	6-1	198	So.	Eden Prairie, MN/Dubuque (USHL)
16	Alex Steeves	F	5-10	188	So.	Eden Prairie, MN/Dubuque (USHL)
17	Pierce Crawford	F	5-9	185	Jr.	Park Ridge, IL/Youngstown (USHL)
18	Graham Slaggert	F	6-0	187	So.	South Bend, IN/Cedar Rapids (USHL)
19	Mike O'Leary	F	6-1	200	Sr.	Halifax, NS/Dubuque (USHL)
20	Jake Pivonka	F	6-0	205	So.	Naperville, IL/USNTDP (USHL)
21	Max Ellis	F	5-9	151	Fr.	Canton, MI/Muskegon (USHL)
22	Jack MacNab	F	6-0	202	Fr.	Indianapolis, IN/Central Illinois (USHL)
24	Spencer Stastney	D	5-11	189	So.	Mequon, WI/USNTDP (USHL)
25	Solag Bakich	F	6-0	194	Fr.	Dallas, TX/Waterloo (USHL)
26	Cam Morrison	F	6-3	214	Sr.	Aurora, ONT/Youngstown (USHL)
27	Trevor Janicke	F	5-10	191	Fr.	Maple Grove, MN/Central Illinois (USHL)
28	Christian DiCesare	D	6-1	205	Fr.	Morristown, NJ/Omaha (USHL)
29	Charlie Raith	D	5-9	174	Fr.	Winnetka, IL/Central Illinois (USHL)
30	Ryan Bischel	G	6-1	189	Fr.	Medina, MN/Fargo (USHL)
32	Cale Morris	G	6-1	195	Sr.	Larkspur, CO/Waterloo (USHL)
33	Nick Sanford	G	6-1	192	Jr.	Morristown, NJ/Boston (USPHL)

1	Dylan Saint Sear
13	Colin Ty-sin
25	SO-lawg Baw-k-itch
27	Trevor Jan-ick-ee
29	Charlie Rayth (rhymes with "faith")

COACHING STAFF

Head Coach	Jeff Jackson (Michigan State '78)
Associate Head Coach	Paul Pooley (Ohio State '84)
Associate Head Coach	Andy Slaggert (Notre Dame '89)
Volunteer Assistant Coach	Kyle Lawson (Notre Dame '10-)
Coordinator of Hockey Operations	Nick Seirgiej (Wisconsin-River Falls '06)
Athletic Trainer	Kevin Ricks
Equipment Specialist	Ron Grove
Strength and Conditioning Coach	Tony Rolinski

- Sophomore forward Michael Graham became the most recent Fighting Irish player to score a goal this season when he netted the game-tying, extra attacker goal at Michigan State (Nov. 22) to become Notre Dame's 17th goal scorer of the season.

NOTRE DAME VS. BOSTON COLLEGE

- Boston College holds a slight edge in the all-time series, 21-20-3.
- The series began Dec. 20, 1969 and, since 1995, the teams have met every season except for three (1999-2000, 2005-06 and 2017-18).
- Last season, Notre Dame posted a 4-0 win at the Compton Family Ice Arena in a New Year's Eve game that featured goals from Matt Hellickson, Matt Steeves, Colin Theisen and Dylan Malmquist and Cale Morris had 20 saves to earn the shutout.
- In 2016-17, the Irish and Eagles split their regular-season Hockey East series in their final meetings as conference opponents (Notre Dame won 3-2 at home on Dec. 10, BC then posted a 6-4 win on Jan. 28 at Conte Forum).
- In that meeting at the Compton Family Ice Arena on Dec. 10, 2016, the Irish faced a two-goal deficit against third-ranked Boston College but rallied for a comeback win on two goals by Anders Bjork and an Andrew Oglevie tally. Bjork buried the shorthanded, game-winner for the Irish at 17:30 of the second to lift the Irish to the win.
- Notre Dame also had a notable comeback against the Eagles at Conte Forum on Dec. 10, 2015 when they trailed 3-1 at 7:05 of the third period but rallied to score three straight goals to post a 4-3, come-from-behind win at third-ranked Boston College (Dennis Gilbert had the game winner).
- The Eagles helped dedicate the Compton Family Ice Arena on Nov. 18, 2011 as No. 4 Notre Dame downed No. 3 BC, 3-2 in overtime when Bryan Rust scored with 1.1 seconds remaining.
- Boston College led the first half of the series, going 14-7-2 against the Irish from 1969-2002, but Notre Dame has led the rivalry since, going 12-8-0 since 2003.
- The teams met in the 2014 Hockey East quarterfinals with Notre Dame claiming the best-of-three series at Conte Forum in Chestnut Hill, Mass., upsetting the top-seeded Eagles.
- Other recent notable meetings include a 4-3 BC win at Fenway Park (Jan. 4, 2014), while BC also defeated the Irish 4-1 in the 2008 NCAA Championship game in Denver, Colorado (Notre Dame's first appearance in the NCAA Championship game).
- Notre Dame's active career points leader against the Eagles is Tory Dello (3 GP, 0-2-2), while Cale Morris' 20 save shutout last season marked his only career appearance against Boston College.

GOALTENDER WIN TOTALS

- Senior goaltender Cale Morris is 51-24-6 in his Irish career.
- Morris is the fifth Fighting Irish goaltender to reach 50 career wins and he is climbing the all-time Notre Dame wins list:

Rank	Name (Years)	Career Victories
1.	Jordan Pearce (2005-09)	59
2.	Steven Summerhays (2010-14)	57
3.	David Brown (2003-07)	55
	Cal Petersen (2014-17)	55
5.	Cale Morris (2016-pres.)	51

THREE GOALS THE KEY

- Over the past two seasons, the Irish are 24-0-1 when scoring at least three goals.
- In 2019-20, the Irish are 7-0-0 when scoring at least three times.
- In 2018-19, Notre Dame went 17-0-1 when scoring three or more goals.
- The lone tie in 2018-19 came when Notre Dame opened the season on Oct. 12 against Mercyhurst in the Ice Breaker - a game that ended knotted at 6-6 before Notre Dame won the shootout to advance to the championship game.

WHERE THEY'RE FROM	2019-20 HONORS & AWARDS			
Colorado (2)	Player	Year	Pos.	Awards
Cale Morris Larkspur, Colorado	Cal Burke	Sr.	F	• B1G Second Star of the Week (Oct. 29) • Honorable Mention Preseason All-Big Ten (Sept. 30)
Nate Clurman Boulder, Colorado	Cale Morris	Sr.	G	• First Team Preseason All-Big Ten (Sept. 30)* * - <i>Unanimous selection</i>
Connecticut (1)	Cam Morrison	Sr.	F	• B1G Third Star of the Week (Nov. 5)
Ryan Carmichael Greenwich, Colorado	Mike O'Leary	Sr.	F	• HCA National Player of the Month for October (Nov. 8) • B1G First Star of the Week (Oct. 29)
Illinois (4)	Notre Dame			• College Hockey News Team of the Week (Nov. 12)
Tory Dello Crystal Lake, Illinois				
Pierce Crawford Park Ridge, Illinois				
Jake Pivonka Woodridge, Illinois				
Charlie Raith Winnetka, Illinois				
Indiana (2)				
Jack MacNab Indianapolis, Indiana				
Graham Slaggert South Bend, Indiana				
Massachusetts (2)				
Cal Burke Boxborough, Massachusetts				
Cam Burke Boxborough, Massachusetts				
Michigan (3)				
Dylan St. Cyr Northville, Michigan				
Max Ellis Canton, Michigan				
Colin Theisen Monroe, Michigan				
Minnesota (7)				
Ryan Bischel Medina, Minnesota				
Matt Hellickson Rogers, Minnesota				
Nick Leivermann Eden Prairie Minnesota				
Michael Graham Eden Prairie, Minnesota				
Trevor Janicke Maple Grove, Minnesota				
Matt Steeves Eden Prairie, Minnesota				
Alex Steeves Eden Prairie, Minnesota				
New Jersey (2)				
Christian DiCesare Morristown, New Jersey				
Nick Sanford Morristown, New Jersey				
Texas (1)				
Solag Bakich Dallas, Texas				
Wisconsin (1)				
Spencer Stastney Mequon, Wisconsin				
Canada (3)				
Jesse Lansdell Surrey, British Columbia				
Cam Morrison Aurora, Ontario				
Mike O'Leary Halifax, Nova Scotia				

THREE-SEASON WIN TOTALS (AS OF 12/3)

- Over the last three seasons (2017-18, 2018-19 and 2019-20), Notre Dame has totaled 59 wins to rank tied for fourth in the NCAA and first in the Big Ten over that span (as of Dec. 3):
 - 1. Minnesota State (73 wins)
 - 2. Minnesota Duluth (61 wins)
 - 3. Northeastern (60 wins)
 - 4. **Notre Dame (59 wins)** & Clarkson (59 wins)
 - 6. Bowling Green (58 wins)
 - 6. St. Cloud (57 wins) & UMass (57 wins)
 - 9. Denver (56 wins) & Providence (56 wins)

FAST STARTS

- Notre Dame's unbeaten streak to open the 2019-20 season was snapped at eight games (7-0-1), which marked the best unbeaten streak to start a season in program history.
- The subsequent 8-1-1 start by the Irish was the best start since also opening with an 8-1-1 record in 2006-07 (finished 32-7-3).
- On Nov. 8-9, the Irish swept a pair of tightly contested games with Ohio State by erasing one-goal, third period deficits in both games: winning game one 3-2 in overtime and game two 2-1.
- It marked Notre Dame's first sweep of a top-10 opponent since Nov. 24-25, 2017 when the Irish topped sixth-ranked Minnesota 1-0 and 5-2.

OF NCAA NOTE

- Notre Dame is coming off a program-best fourth consecutive trip to the NCAA tournament in 2018-19, which is also the fourth-longest active NCAA appearance streak.
- The Fighting Irish advanced to a regional final for the third consecutive season in 2019, having won regional final games in 2017 and 2018 to advance to back-to-back Frozen Fours.
- Notre Dame is one of three teams to make it to the NCAA Regional Finals in each of the last three seasons, joining Denver and Minnesota Duluth.
- The Fighting Irish have made seven of the last 10 NCAA tournaments, tied for the third most in the NCAA.

FAMILY TIES

- The 2019-20 Notre Dame roster features two sets of brothers, Cal and Cam Burke and Matt and Alex Steeves.
- They are the 12th and 13th sets of brothers to skate together at Notre Dame and the first since Ben (2008-11) and Andy Ryan (2012-16).
- Junior goaltender Dylan St. Cyr is the son of Son of Gerry St. Cyr, who played five

USCHO.com Division I Men's Poll (December 2, 2019)

Rk. Team (1st-place votes)	Record	Points	Last Week
1. Minnesota State (44)	12-1-1	994	1
2. Cornell (6)	9-0-0	947	2
3. North Dakota	12-1-2	889	3
4. Denver	9-3-2	826	4
5. Clarkson	10-3-1	758	6
6. Penn State	11-4-0	656	7
7. Ohio State	9-4-1	620	11
8. Northeastern	10-4-2	528	12
9. Notre Dame	8-4-2	527	5
10. Boston College	9-4-0	522	14
11. Massachusetts	9-4-1	491	10
12. Harvard	6-1-0	488	9
13. Bowling Green	10-5-0	478	16
14. Minnesota Duluth	7-6-1	429	8
15. Providence	8-4-3	388	13
16. UMass Lowell	9-3-4	375	15
17. Western Michigan	7-5-2	200	17
18. Omaha	6-4-2	128	18
19. Wisconsin	7-8-1	41	19
20. Arizona State	7-4-1	39	NR

Others receiving votes: Maine 27, Quinnipiac 21, Northern Michigan 20, Michigan State 19, Army 17, Sacred Heart 14, Alaska 12, Bemidji State 12, Michigan Tech 10, Dartmouth 7, RIT 7, New Hampshire 6, Robert Morris 3, Minnesota 1.

USA Today/USA Hockey Magazine Poll (December 2, 2019)

Rk. Team	Points (1st-place votes)	Last Poll	Record	WR
1. Minnesota State University	497 (21)	1	12-1-1	10
2. Cornell University	486 (13)	2	9-0-0	10
3. University of North Dakota	431	3	12-1-2	6
4. University of Denver	392	5	9-3-2	10
5. Clarkson University	304	8	10-3-1	10
6. Penn State University	262	7	11-4-0	10
7. Boston College	254	12	9-4-0	7
8. Ohio State University	252	11	9-4-1	10
9. Harvard University	229	6	6-1-0	5
10. University of Notre Dame	203	4	8-4-2	10
11. Bowling Green State University	173	15	10-5-0	10
12. Northeastern University	159	13	10-4-2	10
13. University of Massachusetts	139	10	9-4-1	10
14. University of Minnesota Duluth	105	9	7-6-1	10
15. University of Massachusetts Lowell	87	NR	9-3-4	3

Others receiving votes: Providence College, 78; University of Nebraska Omaha, 14; Michigan Tech University, 5; Western Michigan University, 4; University of Maine, 4; Arizona State University, 2.

Notre Dame in the Polls

Date	USCHO.com	USA Today
September 30 (Preseason)	9	10
October 7	8	9
October 14	7	7
October 21	5	4
October 28	5	4
November 4	5	5
November 11	4	3
November 18	3	3
November 25	5	4
December 2	9	10

seasons of professional hockey including the AHL's New Haven Senators and Manon Rheume, who played goaltender for Canada at the 1998 Olympic Winter Games and in several world championships and who was the first woman to appear in an NHL pre-season game when she skated for the Tampa Bay Lightning in 1992.

- Sophomore forward and South Bend native, Graham Slaggert, joins his father Andy Slaggert who serves as Associate Head Coach and former star for the Irish.
- The Slaggers were the fifth father-son duo to suit up for Notre Dame.
- Sophomore forward Jake Pivonka is the son of Czech Republic native and former NHL player Michael Pivonka who played over 800 games with the Washington Capitals (1986-99).
- Freshman forward Trevor Janicke is the son of Curtis Janicke, who played for the Irish from 1989-93, appearing in 125 games while scoring 46 goals and adding 98 assists 144 points.
- Trevor and Curtis are now the sixth father-son duo to play for the Irish.
- Freshman forward Solag Bakich is the son of Huntley Bakich, who was a linebacker for the Fighting Irish football team during the Lou Holtz era.

BIG PRESEASON HONORS

- Cale Morris was named a unanimous Preseason All-Big Ten First Team selection and Cal Burke was tabbed as an Honorable Mention honoree (Sept. 30).
- The Fighting Irish were picked to finish second in the Big Ten preseason coaches' poll:
 1. Penn State
 - 2. Notre Dame**
 3. Wisconsin
 4. Ohio State
 5. Minnesota
 6. Michigan
 7. Michigan State

BURKE NAMED CAPTAIN

- Senior Cal Burke was named the team captain for 2019-20, while his classmates Tory Dello and Cale Morris will take on alternate captain roles.
- Burke served as an alternate captain as a junior.
- Dello and Morris will each be donning a letter for the first time in their Irish careers.
- Morris becomes the second goaltender under Jackson to wear a letter following Cal Petersen, who served as the team's captain for the 2016-17 season.

IRISH IN THE NHL

- Nine former Notre Dame players have played in the NHL so far this season, including: Anders Bjork (Boston Bruins), Ian Cole (Colorado Avalanche), Dennis Gilbert (Chicago Blackhawks), Vinnie Hinostroza (Arizona Coyotes), Anders Lee (New York Islanders), Kyle Palmieri (New Jersey Devils), Bryan Rust (Pittsburgh Penguins), Riley Sheahan (Edmonton Oilers) and T.J. Tynan (Colorado Avalanche).
- That total could move to 10 if recent Columbus Blue Jacket call-up Andrew Peeke makes his NHL debut this week.
- Lee signed a seven-year, \$49 million contract to stay in New York this past summer and is in his second season serving at the Islanders' captain.
- A 2019 NHL All-Star, Palmieri has already notched a hat trick for the Devils this season.
- Palmieri is one of three Notre Dame hockey players to be selected in the first round of the NHL Draft, joining Cole and Sheahan.
- Rust, a two-time Stanley Cup Champion with the Pittsburgh Penguins, netted a career-high 18 goals last season while collecting 35 points in 72 games, and recently went on a seven game point streak.

- Cole is in the midst of his second season with the Colorado Avalanche after posting 15 points (2G, 13A) in 71 games last season.
- Hinostroza is in his second season with the Arizona Coyotes after posting career-highs in goals (16), assists (23) and points (39) a season ago.
- Sheahan is playing his first season with the Edmonton Oilers in what will be his ninth NHL season.
- After battling back from two injury plagued seasons, Bjork was recalled by Boston in the middle of October.
- Gilbert has been up and down, playing in three games for the Blackhawks so far this season (as of Dec. 3).
- Tynan was recalled and made his Avalanche debut on Nov. 7 and has now played 11 games (as of Dec. 3).
- In total, 35 former Irish players have seen ice time in the NHL, 20 of whom played at Notre Dame under current head coach Jeff Jackson.

PRO IRISH WEARING THE “C”

- While Cal Burke has been named the captain for Notre Dame this season, Irish alumni in the professional ranks are also picking up the honor and responsibility of wearing the “C” in 2019-20.
- Anders Lee, who captained the Irish in 2012-13, is in his second season serving as captain of the New York Islanders.
- Steven Fogarty, who was a two-year captain at Notre Dame in 2014-15 and 2015-16, was named the captain of the Hartford Wolfpack (AHL) to start the 2019-20 season.
- Sam Herr, an alternate captain with the Irish in 2015-16, was named the Nottingham Panthers’ (EIHL) for the 2019-20 season.
- Bo Brauer, a 2018 Notre Dame graduate, was named captain of the Worcester Railers (ECHL) to start the 2019-20 season as well.

YOUTH MOVEMENT

- The 2019-20 Notre Dame roster features 17 underclassmen (versus 11 upperclassmen).
- The Irish once again are among the 10 youngest teams in college hockey by average age as of Oct. 1 (College Hockey Inc.):
 - Minnesota – 20 years, 240 days
 - Wisconsin – 20 years, 256 days
 - Boston University – 20 years, 278 days
 - Boston College – 20 years, 294 days
 - Quinnipiac – 20 years, 357 days
 - Connecticut – 21 years, 5 days
 - Providence – 21 years, 24 days
 - Denver – 21 years, 57 days
 - Harvard – 21 years, 86 days
 - **Notre Dame – 21 years, 88 days**

IN THE CLASSROOM

- Notre Dame’s posted another GSR rating of 95 in October, 2019 marking the 15th consecutive season the Fighting Irish posted at least a 94 in the annual four-year graduation success rating from the NCAA.
- In the 2019-20 federal standings, Notre Dame’s hockey score of 91 ranked sixth among all Division I men’s ice hockey programs and first in the Big Ten.
- Last season, Cam Burke (Fall), Charlie Raith (Fall and Spring) and Alex Steeves (Fall and Spring) were each named to the Dean’s List.

NOTRE DAME IN THE 2019 NHL DRAFT

- Freshman forward Trevor Janicke was selected in the 2019 NHL Draft when the Anaheim Ducks picked him in the fifth round (132nd overall).
- The Irish have seen at least one player selected in the National Hockey League Entry Draft every year since 2004, and in 21 of the last 22 years.
- He was the 85th member of the Notre Dame hockey program to be selected in the NHL Draft.
- In head coach Jeff Jackson’s tenure, 38 Irish players have been selected in the draft.

2019 BIG TEN CHAMPIONSHIP RECAP

- Cam Morrison scored the game-winning goal in the Big Ten title game for the second consecutive season and Cale Morris finished with 46 saves en route to earning the tournament’s Most Outstanding Player honor for the second consecutive season as the Irish posted a 3-2 win over Penn State (March 23).
- The win sent Notre Dame to the NCAA Tournament for a program-record fourth consecutive season.
- Spencer Stastney scored his first career goal early in the first period to give the Irish a 1-0 lead and Cal Burke also netted a first period tally for the Irish.
- It marked the eighth championship in program history, all under the guidance of head coach Jeff Jackson:
 - Regular-season: 2006-07 (CCHA), 2008-08 (CCHA), 2017-18 (B1G)
 - Tournament: 2007 (CCHA), 2009 (CCHA), 2013 (CCHA), 2018 & 2019 (B1G)
- To reach the 2019 title game, Notre Dame swept Michigan State in the quarterfinals (March 8-9) and then defeated Minnesota in the semifinals with Michael Graham’s power-play goal 53 seconds into overtime proving to be the difference (March 16).
- In the first three Big Ten tournament games, Mike O’Leary, Pierce Crawford and Michael Graham accounted for Notre Dame’s game-winning goals.
- Cale Morris posted a 0.75 goals-against average and a .977 save percentage in the 2019 Big Ten Tournament.
- The Irish are now 6-0-0 on Big Ten Tournament games since joining the Big Ten.

FUTURE IRISH

- Six players signed NLI’s during the early signing period to join the Irish.
- Forward Tyler Carpenter (Palatine, Illinois/Chicago Steel), defenseman Ryan Helliwell (Burnaby, British Columbia/Langley Rivermen), defenseman Zach Plucinski (Eagle River, Alaska/Omaha Lancers), forward Ryder Rolston (Birmingham, Michigan/Waterloo Black Hawks), forward Landon Slaggert (South Bend, Indiana/USNTDP) and defenseman Hunter Weiss (Lake Forest, Illinois/Madison Capitols).
- Rolston is the son of Brian Rolston, who played for head coach Jeff Jackson at Lake Superior State, while Slaggert will join his father, Andy, and brother, Graham.
- In addition, Grant Silianoff (Edina, Minnesota/Cedar Rapids RoughRiders) signed last fall.



BOSTON COLLEGE SERIES

Series: BC leads, 21-20-3 (44 games)
At Notre Dame: BC leads, 9-7-1
At Boston College: ND leads, 11-10-1
At Neutral Sites: BC leads, 3-2-0
Overtime Wins: ND 2 ('11-'12, '13-'14)
One-Goal Wins: BC 4, ND 9
Last Meeting: Dec. 31, 2018 (ND 4-0)
Current Series Streak: ND 1 win

Year	Host	Site	Arena	Win	Loss	Tie	Result
1969-70	Boston College	Chestnut Hill, Mass.	McHugh Forum		L		3-7
	Notre Dame	Notre Dame, Ind.	Joyce Center		L		4-7
1970-71	Boston College	Chestnut Hill, Mass.	McHugh Forum	W			5-3
1971-72		Chicago, Ill.	Chicago Stadium	W			14-3
		New York, N.Y.	Madison Square Garden	W			7-4
1972-73	Boston College	Chestnut Hill, Mass.	McHugh Forum		L		4-11
1973-74	Notre Dame	Notre Dame, Ind.	Joyce Center		L		3-4
1974-75	Boston College	Chestnut Hills, Mass.	McHugh Forum	W			7-4
1975-76	Notre Dame	Notre Dame, Ind.	Joyce Center	W			6-5
1976-77	Boston College	Chestnut Hill, Mass.	McHugh Forum	W			7-4
1977-78	Notre Dame	Notre Dame, Ind.	Joyce Center		L		4-8
1978-79	Boston College	Chestnut Hill, Mass.	McHugh Forum		L		5-10
1988-89	Boston College	Chestnut Hill, Mass.	Conte Forum		L		5-7
1990-91	Boston College	Chestnut Hill, Mass.	Conte Forum		L		1-8
1994-95	Boston College	Chestnut Hill, Mass.	Conte Forum	W			3-2
1995-96	Notre Dame	Notre Dame, Ind.	Joyce Center		L		5-7
1996-97	Boston College	Chestnut Hill, Mass.	Conte Forum		L		1-6
1998-99	Boston College	Chestnut Hill, Mass.	Conte Forum			T (OT)	5-5
2000-01		Omaha, Neb.	Omaha Civic Auditorium		L		1-4
	Notre Dame	Notre Dame, Ind.	Joyce Center		L		3-5
2001-02	Boston College	Chestnut Hills, Mass.	Conte Forum		L		1-4
2002-03	Notre Dame	Notre Dame, Ind.	Joyce Center			T (OT)	3-3
2003-04	Boston College	Chestnut Hill, Mass.	Conte Forum	W			1-0
2004-05	Notre Dame	Notre Dame, Ind.	Joyce Center	W			3-2
2006-07	Boston College	Chestnut Hill, Mass.	Conte Forum	W			7-1
2007-08	NCAA	Denver, Colo.	Pepsi Center		L		1-4
2008-09	Boston College	Chestnut Hill, Mass.	Conte Forum	W			4-1
2009-10	Notre Dame	Notre Dame, Ind.	Joyce Center		L		2-3
2010-11	Notre Dame	Notre Dame, Ind.	Joyce Center	W			2-1
2011-12	Notre Dame	Notre Dame, Ind.	Compton Family Ice Arena	W (OT)			3-2
2012-13	Boston College	Chestnut Hill, Mass.	Conte Forum		L		1-3
2013-14	Boston College	Boston, Mass.	Fenway Park		L		3-4
	Boston College	Chestnut Hill, Mass.	Conte Forum	W (OT)			2-1
	Boston College	Chestnut Hill, Mass.	Conte Forum	W			7-2
	Boston College	Chestnut Hill, Mass.	Conte Forum		L		2-4
	Boston College	Chestnut Hill, Mass.	Conte Forum	W			4-2
2014-15	Notre Dame	Notre Dame, Ind.	Compton Family Ice Arena		L		0-2
	Notre Dame	Notre Dame, Ind.	Compton Family Ice Arena	W			3-1
2015-16	Boston College	Chestnut Hill, Mass.	Conte Forum	W			4-3
	Notre Dame	Notre Dame, Ind.	Compton Family Ice Arena		L		0-4
2016-17	Notre Dame	Notre Dame, Ind.	Compton Family Ice Arena	W			3-2
	Boston College	Chestnut Hill, Mass.	Conte Forum		L		4-6
2018-19	Notre Dame	Notre Dame, Ind.	Compton Family Ice Arena	W			4-0

PENN STATE SERIES

ND leads 11-4-3 (18 games) // 8-4-2 since PSU became NCAA DI
At Notre Dame: ND leads 7-2-1 // 5-2-1 since PSU became NCAA DI
At Penn State: ND leads 3-1-2 // 3-2-1 since PSU became NCAA DI
At Neutral Sites: N/A
Overtime Wins: PSU 1, ND 1
One-Goal Wins: ND 4, PSU 2
Current Series Streak: ND 1 win

ND Most Goals (Game): 10, in 1984 (ND 10-3)
PSU Most Goals (Game): 9, in 2018 (PSU 9-1)
High-Scoring Game: 13, in 1984 (ND 10-3)
Low-Scoring Game: 1, in 2017 (ND 1-0)
Longest ND Win Streak: 4 games (1984-2015)
Longest PSU Win Streak: 1 game (2015 & 2016)
Shutouts By: ND 1

Year	Host	Site	Arena	Win	Loss	Tie	Result
1983-84	Penn State	University Park, Pa.	Penn State Ice Pavilion			T (OT)	4-4
	Penn State	University Park, Pa.	Penn State Ice Pavilion	W			6-1
1984-85	Notre Dame	Notre Dame, Ind.	Joyce Center	W			8-2
	Notre Dame	Notre Dame, Ind.	Joyce Center	W			10-3
2015-16	Penn State	University Park, Pa.	Pegula Ice Arena	W			7-4
	Penn State	University Park, Pa.	Pegula Ice Arena		L		5-3
2016-17	Notre Dame	Notre Dame, Ind.	Compton Family Ice Arena			T (OT)	3-3
	Notre Dame	Notre Dame, Ind.	Compton Family Ice Arena		L (OT)		2-3
2017-18	Notre Dame	Notre Dame, Ind.	Compton Family Ice Arena	W			5-3
	Notre Dame	Notre Dame, Ind.	Compton Family Ice Arena	W			1-0
	Penn State	University Park, Pa.	Pegula Ice Arena	W			5-3
	Penn State	University Park, Pa.	Pegula Ice Arena			T (OT)	2-2
	Notre Dame	Notre Dame, Ind.	Compton Family Ice Arena	W			3-2
2018-19	Penn State	University Park, Pa.	Pegula Ice Arena	W			5-4
	Penn State	University Park, Pa.	Pegula Ice Arena		L		9-1
	Notre Dame	Notre Dame, Ind.	Compton Family Ice Arena	W (OT)			5-4
	Notre Dame	Notre Dame, Ind.	Compton Family Ice Arena		L		2-3
	Notre Dame	Notre Dame, Ind.	Compton Family Ice Arena	W			3-2

HEAD COACH JEFF JACKSON



- The 2019-20 season marks University of Notre Dame hockey coach Jeff Jackson's 15th season behind the Irish bench.
- The highly regarded Jackson now has over 30 years of coaching experience and is coming off back-to-back Big Ten championship seasons while also guiding the Irish to the 2018 national title game en route to being named the Spencer Penrose Award winner as the National Coach of the Year.
- Jackson was also named the Spencer Penrose award winner in 2007 and he is one of just 14 coaches to have earned the honor multiple times (dating back to 1951).
- Additionally, Jackson is the only coach to have earned the honor multiple times in the last 15 seasons.
- Notre Dame's Jeff Jackson era began in 2005 when the University searched for a coach who could move the program among the elite hockey schools in the country.
- Jackson's Notre Dame teams have made 10 trips to the NCAA Championship (2007-09, 2011, 2013-14, 2016-19), advancing to the Frozen Four four times and playing in the 2008 and 2018 national title games.
- Under Jackson, Notre Dame has become one of the nation's top teams while playing in the Central Collegiate Hockey Association, Hockey East and now Big Ten.
- The Irish won the CCHA regular-season title twice (2006-07 and 2008-09) while earning three Mason Cup championships (2007, 2009 and the final one in 2013).
- Then, in the team's first season in the Big Ten (2017-18), Notre Dame captured both the regular season and conference championships and followed up by once again winning the conference tournament in year two (2018-19).
- Jackson's success on the ice also has had a major impact off the ice for the Irish. With the wins came a commitment from the University that led to the new home of Irish hockey — The Compton Family Ice Arena — one of the finest college hockey facilities in the nation. The venue opened for business on Oct. 21, 2011.
- Since Jackson's arrival, the Irish have had 35 players selected in the National Hockey League Entry Draft, including three first round selections. In that same span, 24 players from USA Hockey's National Team

THE JEFF JACKSON FILE | COLLEGIATE HEAD COACHING

21st year as NCAA Div. I Head Coach					
Alma Mater: Michigan State ('78, '79)					
School	Seasons	Record			Pct.
Lake Superior State	6	182	52	25	.751
Notre Dame	15	327	195	59	.614
TOTALS	21	509	247	84	.656

THE JEFF JACKSON FILE | ADDITIONAL HEAD COACHING

Team	Seasons	Record			
USNTDP (USHL)	3	N/A	N/A	N/A	N/A
Guelph (OHL)	2	71	46	16	3

HONORS AND ACCOLADES

Year	Award
1990-91	CCHA Coach of the Year
2006-07	CCHA Coach of the Year
2006-07	Spencer Penrose Award
2010-11	CCHA Coach of the Year
2017-18	Spencer Penrose Award

JACKSON AND THE FROZEN FOUR

Year	Team
1992	Lake Superior State (NCAA Champion)
1993	Lake Superior State (NCAA Runner-Up)
1994	Lake Superior State (NCAA Champion)
2008	University of Notre Dame (NCAA Runner-Up)
2011	University of Notre Dame (NCAA Semifinalist)
2017	University of Notre Dame (NCAA Semifinalist)
2018	University of Notre Dame (NCAA Runner-Up)

Developmental Program have matriculated to Notre Dame.

- During Jackson's tenure, the Irish have had eight players garner All-America honors — Bobby Nardella in 2019, Cale Morris in 2018, Anders Bjork in 2017, Robbie Russo in 2015, Anders Lee in 2013, Ian Cole and Erik Condra in 2009 and David Brown in 2007.
- In addition, 20 of Jackson's Notre Dame players have gone on to play in the NHL.
- Jackson entered the 2019-20 season with a 20-year collegiate record of 501-243-82 for a .656 winning percentage, the second-highest winning percentage among all active coaches with five years or more in Division I (entering 2019-20).
- Entering the 2019-20 season, Jackson's 501 career wins ranked tied for 12th all-time in Division I and second among active coaches.

JEFF JACKSON RECORDS VS. DIVISION I TEAMS

Team	W	L	T
Air Force	3	0	0
Alabama Huntsville	8	1	0
Alaska	21	8	1
Alaska Anchorage	1	0	0
Arizona State	2	0	0
Army	1	0	0
Bemidji State	0	1	0
Boston College	11	8	0
Boston University	10	5	1
Bowling Green	43	11	4
Brown	0	1	0
Canisius	1	0	0
Clarkson	3	3	0
Colgate	1	0	0
Colorado College	0	1	0
Connecticut	4	1	1
Cornell	2	1	0
Denver	1	5	3
Ferris State	29	11	4
Harvard	1	1	0
Holy Cross	2	0	0
Illinois-Chicago	24	2	0
Kent State	7	0	1
Lake Superior State	22	4	4
Laurentian	2	0	0
Maine	9	4	1
Massachusetts	8	5	0
Massachusetts Lowell	4	9	2
Mercyhurst	1	0	2
Merrimack	6	2	1
Miami	20	16	10
Michigan	31	30	8
Michigan State	31	16	11
Michigan Tech	7	2	1
Minnesota	12	9	1
Minnesota-Duluth	6	9	2
Minnesota State	2	3	0
Nebraska Omaha	16	3	2
New Hampshire	6	3	1
Niagara	2	0	0
Northeastern	6	10	2
North Dakota	1	2	2
Northern Michigan	17	7	3
Notre Dame	11	2	0
Ohio State	35	17	7
Penn State	9	3	2
Princeton	4	1	0

Providence College	10	3	2
Rensselaer	7	1	0
Robert Morris	1	1	0
Sacred Heart	3	1	0
St. Cloud State	0	2	0
St. Lawrence	2	0	1
Toronto	1	0	0
Union College	1	1	0
Vermont	6	2	2
Western Michigan	30	14	10
Wisconsin	7	4	1
York University	1	0	0

POST-SEASON RECORD VS. DIVISION I TEAMS

Team	W	L	%
Alabama Huntsville	1	0	1.00
Alaska	2	2	0.50
Alaska Anchorage	1	0	1.00
Bemidji State	0	1	0.00
Boston College	2	2	0.50
Boston University	3	1	0.750
Bowling Green	4	0	1.00
Clarkson	3	2	0.75
Cornell	1	0	1.00
Denver	0	1	0.00
Ferris State	2	1	0.667
Harvard	1	0	1.00
Illinois-Chicago	6	0	1.00
Lake Superior State	3	1	0.750
Maine	0	1	0.00
Massachusetts	2	2	0.500
Massachusetts Lowell	2	4	0.333
Merrimack	1	0	1.00
Miami	2	2	0.50
Michigan	12	6	0.667
Michigan State	7	1	0.875
Michigan Tech	1	0	1.00
Minnesota	3	0	1.00
Minnesota-Duluth	1	2	0.333
Nebraska Omaha	2	0	1.00
New Hampshire	2	0	1.00
Northeastern	1	2	0.333
Northern Michigan	1	1	0.50
Ohio State	8	2	0.800
Penn State	2	0	1.00
Providence College	3	0	1.00
St. Cloud State	0	2	0.00
Vermont	0	1	0.00

NOTRE DAME'S 2019-20 RECORD WHEN	
Overall	8-4-2
In Big Ten regular season games	4-2-2-1
Non-conference games	4-2-0
Home	6-1-0
Road	2-3-2
Neutral	0-0-0
In overtime games	2-0-2
When Notre Dame scores first	3-2-1
When opponents score first	6-2-1
When Notre Dame leads after 1 period	1-1-0
When Notre Dame trails after 1 period	4-2-0
When score is tied after 1 period	3-1-2
When Notre Dame leads after 2 periods	4-0-1
When Notre Dame trails after 2 periods	1-3-1
When score is tied after 2 periods	3-1-0
When Notre Dame trails at any point in the third period	3-4-1
When Notre Dame outshoots opponent	6-0-2
When opponent outshoots Notre Dame	2-4-0
When shots are even	0-0-0
In Game 1 of weekend series	3-2-2
In Game 2 of weekend series	5-2-0
In Game 1 of Big Ten weekend series	1-1-2
In Game 2 of Big Ten weekend series	3-1-0
In one-goal games	4-1-0
In two-goal games	2-0-0
When scoring 0-1 goals	0-1-1
When scoring two or more goals	8-3-1
When scoring three or more goals	7-0-0

When scoring four or more goals	6-0-0
When scoring five or more goals	6-0-0
Against Ranked Opponents	
#8/9 Ohio State	2-0-0
#15/15 Wisconsin	1-1-0
#15/16 Bowling Green	0-2-0
Total	3-3-0
Month-By-Month	
Notre Dame in October	4-0-0
Notre Dame in November	4-4-2
Notre Dame in December	0-0-0
Notre Dame in January	0-0-0
Notre Dame in February	0-0-0
Notre Dame in March	0-0-0
Notre Dame in April	0-0-0
Vs. Conferences	
Atlantic Hockey	2-0-0
Big Ten	4-2-2
ECAC	0-0-0
Hockey East	0-0-0
NCHC	0-0-0
WCHA	2-2-0

THE LAST TIME...

TEAM	
Notre Dame won in overtime	November 16, 2019 at Wisconsin (5-4; Alex Steeves GWG)
Notre Dame lost in overtime	January 26, 2018 at Minnesota (1-0)
Notre Dame tied in overtime	November 22, 2019 at Michigan State (1-1, ND wins shootout)
Notre Dame scored 10 or more goals in a game	December 29, 2010 vs. Canisius (10-2)
Notre Dame allowed 10 or more goals in a game	March 12, 2005 at Michigan (10-1)
Notre Dame had a home shutout	March 9, 2019 vs. Michigan State (Cale Morris, 28 saves)
Notre Dame had a road shutout	December 2, 2017 at Michigan State (Cale Morris, 23 saves)
Notre Dame had a neutral site shutout	October 13, 2018 vs. Providence (Cale Morris, 22 saves)
Notre Dame was shutout at home	November 2, 2018 vs. Ohio State (Sean Romeo 23 saves)
Notre Dame was shutout on the road or neutral	November 15, 2019 at Wisconsin (Daniel Lebedeff, 22 saves; 3-0)
Notre Dame won 1-0	March 8, 2019 vs. Michigan State (Cale Morris, 27 saves)
Notre Dame had 40 or more shots in a game	January 11, 2019 vs. Minnesota in a 5-1 loss (43 Shots)
Notre Dame had 50 or more shots in a game	October 7, 2016 vs. Arizona State (51 shots)
Notre Dame surrendered 40 or more shots in a game	March 23, 2019 vs. Penn State (48 shots)
Notre Dame surrendered 50 or more shots in a game	January 25, 2019 vs. Michigan State (52 shots)
Notre Dame had three PP goals in a game	February 16, 2019 vs. Wisconsin (5-2 win)
Notre Dame had four PP goals in a game	October 20, 2013 vs. Michigan Tech (7-3 win)
Notre Dame had six PP goals in a game	October 7, 2016 vs. Arizona State (9-2 win) February 13, 2009 vs. Northern Michigan (9-5 win)
Notre Dame had one short-handed goal	February 12, 2019 vs. Michigan (Pierce Crawford, 5-2 win)
Notre Dame had two short-handed goals	October 20, 2018 at Omaha (Cal Burke and Bobby Nardella, 8-2 win) January 7, 2011 at Northern Michigan (8-1 win)
Notre Dame surrendered five PP goals	December 4, 2004 vs. Michigan (8-0 loss)
Notre Dame surrendered four PP goals	February 1, 2013 at Ohio State (6-3 loss)
Notre Dame surrendered three PP goals	December 8, 2018 at Penn State (9-1 loss)
Notre Dame surrendered two short-handed goals	February 8, 2013 vs. Michigan (7-4 win)
Notre Dame played a #1 ranked team	October 14, 2017 vs. Denver (L, 4-2)
Notre Dame tied a #1 ranked team	October 13 2017 vs. Denver (T, 2-2 in OT)
Notre Dame defeated a #1 ranked team	March 1, 2014 at Boston College (W, 2-1 in OT)
Notre Dame defeated a #1 ranked team at home	November 8, 2013 vs. Minnesota (W, 4-1)
Notre Dame swept a series versus a top-10 opponent	November 8-9, 2019 vs. #8/9 Ohio State (3-2 in ot & 2-1)
Notre Dame erased a two-goal deficit to win or tie	Nov. 2, 2019 at Minnesota (W, 5-3)
Notre Dame erased a two-goal, third period deficit to win	March 1, 2019 vs. Penn State (W, 5-4) December 8, 2017 at Wisconsin (W, 3-2)
Had at least eight penalty kills	October 20, 2018 at Omaha (ND 8-for-9 on the PK)
Notre Dame took zero penalties in a game	Feb. 23, 2019 at Minnesota (L, 2-1)

INDIVIDUAL	
Notre Dame player scored a hat trick	October 12, 2018 - Cal Burke vs. Mercyhurst
Notre Dame defenseman scored a hat trick	January 18, 2015 - Robbie Russo at UConn
Notre Dame player scored four goals	October 19, 1995 - Brian Urick at Alaska Fairbanks
Notre Dame player scored five goals	December 29, 1971 - Ian Williams at Dartmouth
Notre Dame player had three assists	Nov. 2, 2019 - Cam Morrison at Minnesota
Notre Dame player had four assists	January 25, 2019 - Mike O'Leary vs. Michigan State
Notre Dame player had five assists	October 21, 1994 - Jamie Ling vs. Waterloo (2-5-7)
Notre Dame player had four points	Oct. 25, 2019 - Cal Burke vs. Lake Superior State
Notre Dame player had five points	October 20, 2018 - Bobby Nardella and Cal Burke at Omaha
Notre Dame player had six points	October 21, 1994 - Jamie Ling vs. Waterloo (2-5-7)
Notre Dame player had seven points	October 21, 1994 - Jamie Ling vs. Waterloo (2-5-7)
Notre Dame goalie made 35+ saves	March 23, 2019 - Cale Morris vs. Penn State, 46 saves (W, 3-2)
Notre Dame goalie made 40+ saves	March 23, 2019 - Cale Morris vs. Penn State, 46 saves (W, 3-2)
Notre Dame goalie made 50+ saves	March 23, 2019 - Cale Morris vs. Penn State, 46 saves (W, 3-2)
Opposing player scored a hat trick	October 19, 2017 - Vito Bavaro of Sacred Heart
Opposing player scored four goals	March 12, 1994 - Colin Ward of Western Michigan
Opposing player scored five goals	November 10, 1973 - Tom Ross of Michigan State
Opposing player had four assists	December 2, 2011 - Ludwig Karlsson of Northeastern (0-4-4)
Opposing player had five assists	January 20, 1996 - Kevin Hilton of Michigan (0-5-5)
Opposing player had four points	December 8, 2018 - Chase Berger (1-3-4) and Evan Barratt (1-3-4) of Penn State
Opposing player had five points	January 27, 2001 - Jeff Hamilton of Yale (2-3-5)
Opposing player had six points	January 11, 1994 - John Gruden of Ferris State (4-3-7)
Opposing player had seven points	January 11, 1994 - John Gruden of Ferris State (4-3-7)
Opposing goalie made 35+ saves	November 22, 2019 - John Lethemon of Michigan State, 36 saves (1-1 tie)
Opposing goalie made 40+ saves	January 11, 2019 - Mat Robson of Minnesota, 42 saves (5-1 ND loss)
Opposing goalie made 50+ saves	March 6, 2015 - Steve Mastalerz of UMass, 75 saves (4-3 ND loss)
Notre Dame had a penalty shot	March 29, 2019 -- Cal Burke (saved vs. Clarkson in NCAA Northeast Region Semifinal) January 21, 2017 - Joe Wegwerth (saved vs. New Hampshire)
Notre Dame scored on a penalty shot	December 6, 2013 - Jeff Costello (vs. UMass) March 16, 2013 - Bryan Rust (vs. Bowling Green)
Opponent had a penalty shot	February 3, 2018 - Andrew Strurtz, Penn State (saved by Cale Morris in OT in 2-2 tie) January 19, 2018 - Trent Frederic, Wisconsin (scored on Cale Morris, 4-2 ND win) March 10, 2017 - Shane Kavanagh, Providence (vs. Cal Petersen, missed wide, 5-0 ND win) January 29, 2016 - Colin White, Boston College (saved by Cal Petersen, 4-0 ND loss) January 22, 2016 - Ara Nazarian, New Hampshire (scored on Cal Petersen, 5-1 ND win) December 10, 2015 - Colin White, Boston College (saved by Cal Petersen, 4-3 ND win)

2019-20 COMBINED STATS

Date	Opponent	Score	Att.	Record:	Overall	Home	Away	Neutral
Oct 11	AIR FORCE	W 4-3	4977	ALL GAMES	8-4-2	6-1-0	2-3-2	0-0-0
Oct 13	AIR FORCE	W 6-1	3506	CONFERENCE	4-2-2	2-0-0	2-2-2	0-0-0
Oct 25	LAKE SUPERIOR STATE	W 5-2	3991	NON-CONFERENCE	4-2-0	4-1-0	0-1-0	0-0-0
Oct 26	LAKE SUPERIOR STATE	W 6-4	4178					
* Nov 01	at Minnesota	Tot 2-2	7459					
* Nov 02	at Minnesota	W 5-3	8008					
* Nov 08	#8 OHIO STATE	Wot 3-2	4740					
* Nov 09	#8 OHIO STATE	W 2-1	4858					
* Nov 15	at #15 Wisconsin	L 0-3	9698					
* Nov 16	at #15 Wisconsin	Wot 5-4	12593					
* Nov 22	at Michigan State	Tot 1-1	4898					
* Nov 23	at Michigan State	L 2-3	5902					
Nov 29	#15 BOWLING GREEN	L 2-5	5271					
Nov 30	at #16 Bowling Green	L 2-5	3382					

TEAM STATISTICS	ND	OPP
SHOT STATISTICS		
Goals-Shot attempts	45-433	39-406
Shot pct.	.104	.096
Goals/Game	3.2	2.8
Shots/Game	30.9	29.0
POWER PLAYS		
Goals-Power Plays	10-40	8-39
Conversion Percent	.250	.205
Shot Attempts	63	58
Shot Percent	.159	.138
GOAL BREAKDOWN		
Power Play	10	8
Short-handed	0	0
Empty net	3	1
Penalty	0	0
Unassisted	1	5
Overtime	2	0
Shootout	0	0
Delayed Penalty	0	0
PENALTIES		
Number	47	48
Minutes	105	107
Penalties/Game	3.4	3.4
Pen minutes/Game	7.5	7.6
SHOOTOUTS (Made-Att)	0-0	0-0

##	Player	gp	g	a	pts	sh	sh%	pen-min	pp	sh
19	Mike O'Leary	14	7	9	16	37	.189	4-8	3	0
11	Cal Burke	14	4	10	14	39	.103	1-2	1	0
26	Cam Morrison	14	3	10	13	31	.097	0-0	1	0
13	Colin Theisen	14	4	7	11	47	.085	4-8	1	0
27	Trevor Janicke	14	6	3	9	32	.188	1-2	0	0
4	Nick Leivermann	14	3	6	9	35	.086	3-6	2	0
20	Jake Pivonka	14	4	4	8	19	.211	4-8	0	0
24	Spencer Stastney	14	2	6	8	12	.167	1-2	0	0
16	Alex Steeves	13	2	6	8	33	.061	2-4	0	0
5	Matt Hellickson	14	2	3	5	17	.118	4-8	2	0
2	Nate Clurman	14	0	5	5	22	.000	1-2	0	0
6	Tory Dello	14	0	5	5	19	.000	4-8	0	0
14	Jesse Lansdell	14	1	3	4	7	.143	4-19	0	0
18	Graham Slaggert	14	1	3	4	21	.048	2-4	0	0
15	Michael Graham	7	1	2	3	9	.111	0-0	0	0
8	Matt Steeves	12	0	3	3	6	.000	2-4	0	0
10	Cam Burke	14	2	0	2	14	.143	1-2	0	0
29	Charlie Raith	13	1	1	2	12	.083	0-0	0	0
25	Solag Bakich	8	1	0	1	3	.333	0-0	0	0
17	Pierce Crawford	14	1	0	1	15	.067	5-10	0	0
3	Ryan Carmichael	2	0	0	0	0	.000	1-2	0	0
21	Max Ellis	1	0	0	0	3	.000	0-0	0	0
TM	TEAM	5	0	0	0	0	.000	3-6	0	0
	Total	14	45	86	131	433	.104	47-105	10	0
	Opponents	14	39	60	99	406	.096	48-107	8	0

##	Goalie	gp	min	ga	gaavg	saves	save%	w-l-t
32	Cale Morris	10	592:43	26	2.63	249	.905	5-3-2
30	Ryan Bischel	5	259:25	12	2.78	118	.908	3-1-0
TM	EMPTY NET	5	3:31	1	-	0	.000	0-0-0
	Total	14	855:39	39	2.73	367	.904	8-4-2
	Opponents	14	855:39	45	3.16	388	.896	4-8-2

Attendance Summary	ND	Opponent
Total	31521	51940
Dates/Avg Per Date	7/4503	7/7420
Neutral Site #/Avg	0/0	

Goals by Period	1st	2nd	3rd	OT	Total
Notre Dame	10	13	20	2	45
Opponents	15	11	13	0	39

Saves by Period	1st	2nd	3rd	OT	Total
Notre Dame	115	132	115	5	367
Opponents	116	152	109	11	388

2019-20 LEADERS

##	Points	GP	G	A	Pts	Sh
19	Mike O'Leary	14	7	9	16	37
11	Cal Burke	14	4	10	14	39
26	Cam Morrison	14	3	10	13	31
13	Colin Theisen	14	4	7	11	47
27	Trevor Janicke	14	6	3	9	32
4	Nick Leivermann	14	3	6	9	35
20	Jake Pivonka	14	4	4	8	19
24	Spencer Stastney	14	2	6	8	12
16	Alex Steeves	13	2	6	8	33
5	Matt Hellickson	14	2	3	5	17

##	Goals	GP	G	A	Pts	Sh
19	Mike O'Leary	14	7	9	16	37
27	Trevor Janicke	14	6	3	9	32
11	Cal Burke	14	4	10	14	39
13	Colin Theisen	14	4	7	11	47
20	Jake Pivonka	14	4	4	8	19
26	Cam Morrison	14	3	10	13	31
4	Nick Leivermann	14	3	6	9	35
24	Spencer Stastney	14	2	6	8	12
16	Alex Steeves	13	2	6	8	33
5	Matt Hellickson	14	2	3	5	17

##	Power-Play Goals	GP	PPG
19	Mike O'Leary	14	3
4	Nick Leivermann	14	2
5	Matt Hellickson	14	2

##	Short-Handed Goals	GP	SHG
----	--------------------	----	-----

##	Game-Winning Goals	GP	GWG
5	Matt Hellickson	14	2

##	Plus/Minus	GP	+/-
2	Nate Clurman	14	+8
26	Cam Morrison	14	+8
20	Jake Pivonka	14	+7
24	Spencer Stastney	14	+5
27	Trevor Janicke	14	+4
11	Cal Burke	14	+3
19	Mike O'Leary	14	+2
29	Charlie Raith	13	+2
15	Michael Graham	7	+2
25	Solag Bakich	8	+2

##	Assists	GP	G	A	Pts	Sh
11	Cal Burke	14	4	10	14	39
26	Cam Morrison	14	3	10	13	31
19	Mike O'Leary	14	7	9	16	37
13	Colin Theisen	14	4	7	11	47
4	Nick Leivermann	14	3	6	9	35
24	Spencer Stastney	14	2	6	8	12
16	Alex Steeves	13	2	6	8	33
2	Nate Clurman	14	0	5	5	22
6	Tory Dello	14	0	5	5	19
20	Jake Pivonka	14	4	4	8	19

##	Shots	GP	G	A	Pts	Sh	Sh%
13	Colin Theisen	14	4	7	11	47	.085
11	Cal Burke	14	4	10	14	39	.103
19	Mike O'Leary	14	7	9	16	37	.189
4	Nick Leivermann	14	3	6	9	35	.086
16	Alex Steeves	13	2	6	8	33	.061
27	Trevor Janicke	14	6	3	9	32	.188
26	Cam Morrison	14	3	10	13	31	.097
2	Nate Clurman	14	0	5	5	22	.000
18	Graham Slaggert	14	1	3	4	21	.048
20	Jake Pivonka	14	4	4	8	19	.211

##	Shot Pct.	GP	G	A	Pts	Sh	Sh%
25	Solag Bakich	8	1	0	1	3	.333
20	Jake Pivonka	14	4	4	8	19	.211
19	Mike O'Leary	14	7	9	16	37	.189
27	Trevor Janicke	14	6	3	9	32	.188
24	Spencer Stastney	14	2	6	8	12	.167
10	Cam Burke	14	2	0	2	14	.143
14	Jesse Lansdell	14	1	3	4	7	.143
5	Matt Hellickson	14	2	3	5	17	.118
15	Michael Graham	7	1	2	3	9	.111
11	Cal Burke	14	4	10	14	39	.103

##	Penalties	GP	Pen	Min
17	Pierce Crawford	14	5	10
20	Jake Pivonka	14	4	8
19	Mike O'Leary	14	4	8
13	Colin Theisen	14	4	8
5	Matt Hellickson	14	4	8
14	Jesse Lansdell	14	4	19
6	Tory Dello	14	4	8
4	Nick Leivermann	14	3	6
TM	TEAM	5	3	6
16	Alex Steeves	13	2	4

##	Penalty Minutes	GP	Pen	Min
14	Jesse Lansdell	14	4	19
17	Pierce Crawford	14	5	10
13	Colin Theisen	14	4	8
19	Mike O'Leary	14	4	8
20	Jake Pivonka	14	4	8
5	Matt Hellickson	14	4	8
6	Tory Dello	14	4	8
4	Nick Leivermann	14	3	6
TM	TEAM	5	3	6
8	Matt Steeves	12	2	4

2019-20 RESULTS

Date	Opponent		Score	Shots	Overall	Conf	Time	Att.	Goalie of record
Oct 11	AIR FORCE	W	4-3	29/36	1-0-0	0-0-0	2:26	4977	Ryan Bischel
Oct 13	AIR FORCE	W	6-1	32/23	2-0-0	0-0-0	2:26	3506	Ryan Bischel
Oct 25	LAKE SUPERIOR STATE	W	5-2	32/26	3-0-0	0-0-0	2:21	3991	Ryan Bischel
Oct 26	LAKE SUPERIOR STATE	W	6-4	30/33	4-0-0	0-0-0	2:33	4178	Cale Morris
* Nov 01	at Minnesota	Tot	2-2	31/25	4-0-1	0-0-1	2:36	7459	Cale Morris
* Nov 02	at Minnesota	W	5-3	39/27	5-0-1	1-0-1	2:19	8008	Cale Morris
* Nov 08	#8 OHIO STATE	Wot	3-2	35/27	6-0-1	2-0-1	2:28	4740	Cale Morris
* Nov 09	#8 OHIO STATE	W	2-1	29/25	7-0-1	3-0-1	2:17	4858	Cale Morris
* Nov 15	at #15 Wisconsin	L	0-3	22/35	7-1-1	3-1-1	2:19	9698	Cale Morris
* Nov 16	at #15 Wisconsin	Wot	5-4	36/35	8-1-1	4-1-1	2:28	12593	Cale Morris
* Nov 22	at Michigan State	Tot	1-1	37/19	8-1-2	4-1-2	2:41	4898	Cale Morris
* Nov 23	at Michigan State	L	2-3	25/29	8-2-2	4-2-2	2:21	5902	Cale Morris
Nov 29	#15 BOWLING GREEN	L	2-5	29/31	8-3-2	4-2-2	2:10	5271	Cale Morris
Nov 30	at #16 Bowling Green	L	2-5	27/35	8-4-2	4-2-2	2:30	3382	Ryan Bischel

Team Record	W-L-T	Attendance	Dates	Total	Avg.
Overall:	8-4-2	Total:	14	83461	5962
Conference:	4-2-2	Home:	7	31521	4503
Home:	6-1-0	Away:	7	51940	7420
Away:	2-3-2	Neutral:	0	0	0
Neutral:	0-0-0				
Overtime:	2-0-2				

2019-20 INDIVIDUAL GAME-BY-GAME

Opponent	Date	Score	2 CLURMAN,NA	3 CARMICHAEL	4 LEIVERMANN	5 HELLICKSON,	6 DELLO,TORY	8 STEEVES,MA	10 BURKE,CAM	11 BURKE,CAL	13 THEISEN,COL	14 LANSDELL,JE	15 GRAHAM,MIC
AF	Oct 11	4-3 W	0-1-1	DNP	0-0-0	0-0-0	0-0-0	0-0-0	0-0-0	1-1-2	1-0-1	0-0-0	0-2-2
AF	Oct 13	6-1 W	0-0-0	DNP	0-1-1	1-0-1	0-2-2	0-0-0	0-0-0	1-1-2	2-1-3	0-0-0	0-0-0
LSSU	Oct 25	5-2 W	0-0-0	DNP	0-1-1	1-0-1	0-0-0	0-0-0	0-0-0	1-3-4	0-1-1	0-0-0	0-0-0
LSSU	Oct 26	6-4 W	0-1-1	DNP	0-0-0	0-1-1	0-0-0	0-0-0	0-0-0	1-2-3	0-2-2	0-0-0	DNP
at MINN	Nov 01	2-2 t	0-0-0	DNP	0-0-0	0-1-1	0-0-0	0-0-0	0-0-0	0-1-1	0-0-0	0-0-0	DNP
at MINN	Nov 02	5-3 W	0-0-0	DNP	2-0-2	0-1-1	0-0-0	0-0-0	0-0-0	0-1-1	0-0-0	0-1-1	DNP
OSU	Nov 08	3-2 W	0-1-1	DNP	0-0-0	0-0-0	0-1-1	0-1-1	0-0-0	0-0-0	0-0-0	0-0-0	DNP
OSU	Nov 09	2-1 W	0-0-0	DNP	0-0-0	0-0-0	0-0-0	0-1-1	1-0-1	0-0-0	0-0-0	0-1-1	DNP
at UW	Nov 15	0-3 L	0-0-0	DNP	0-0-0	0-0-0	0-0-0	0-0-0	0-0-0	0-0-0	0-0-0	0-0-0	DNP
at UW	Nov 16	5-4 W	0-2-2	DNP	0-1-1	0-0-0	0-1-1	0-1-1	1-0-1	0-0-0	1-1-2	1-1-2	DNP
at MSU	Nov 22	1-1 t	0-0-0	0-0-0	0-0-0	0-0-0	0-0-0	DNP	0-0-0	0-0-0	0-0-0	0-0-0	1-0-1
at MSU	Nov 23	2-3 L	0-0-0	DNP	1-0-1	0-0-0	0-0-0	0-0-0	0-0-0	0-1-1	0-2-2	0-0-0	0-0-0
BGSU	Nov 29	2-5 L	0-0-0	DNP	0-1-1	0-0-0	0-0-0	0-0-0	0-0-0	0-0-0	0-0-0	0-0-0	0-0-0
at BGSU	Nov 30	2-5 L	0-0-0	0-0-0	0-2-2	0-0-0	0-1-1	DNP	0-0-0	0-0-0	0-0-0	0-0-0	0-0-0

Opponent	Date	Score	16 STEEVES,AL	17 CRAWFORD,	18 SLAGGERT,G	19 O'LEARY,MIK	20 PIVONKA,JAK	21 ELLIS,MAX	24 STASTNEY,S	25 BAKICH,SOL	26 MORRISON,C	27 JANICKE,TRE	29 RAITH,CHARL
AF	Oct 11	4-3 W	1-1-2	0-0-0	0-0-0	0-2-2	0-0-0	DNP	0-0-0	DNP	1-0-1	0-0-0	0-0-0
AF	Oct 13	6-1 W	0-0-0	0-0-0	0-1-1	0-3-3	1-0-1	DNP	0-1-1	DNP	1-0-1	0-0-0	0-0-0
LSSU	Oct 25	5-2 W	0-1-1	0-0-0	1-0-1	2-1-3	0-1-1	DNP	0-0-0	DNP	0-2-2	0-0-0	0-0-0
LSSU	Oct 26	6-4 W	0-1-1	0-0-0	0-0-0	2-1-3	1-1-2	DNP	1-2-3	0-0-0	0-0-0	1-1-2	0-0-0
at MINN	Nov 01	2-2 t	0-0-0	0-0-0	0-0-0	1-0-1	0-0-0	DNP	0-0-0	0-0-0	0-1-1	1-0-1	0-0-0
at MINN	Nov 02	5-3 W	0-1-1	0-0-0	0-1-1	0-0-0	0-0-0	DNP	1-1-2	0-0-0	0-3-3	1-1-2	1-0-1
OSU	Nov 08	3-2 W	0-0-0	1-0-1	0-0-0	0-0-0	0-1-1	DNP	0-0-0	1-0-1	0-1-1	1-1-2	0-0-0
OSU	Nov 09	2-1 W	0-0-0	0-0-0	0-0-0	0-0-0	1-0-1	DNP	0-1-1	0-0-0	0-0-0	0-0-0	0-1-1
at UW	Nov 15	0-3 L	0-0-0	0-0-0	0-0-0	0-0-0	0-0-0	DNP	0-0-0	0-0-0	0-0-0	0-0-0	0-0-0
at UW	Nov 16	5-4 W	1-1-2	0-0-0	0-1-1	0-0-0	0-1-1	DNP	0-0-0	0-0-0	0-0-0	1-0-1	0-0-0
at MSU	Nov 22	1-1 t	0-0-0	0-0-0	0-0-0	0-1-1	0-0-0	DNP	0-0-0	DNP	0-1-1	0-0-0	0-0-0
at MSU	Nov 23	2-3 L	0-0-0	0-0-0	0-0-0	1-0-1	0-0-0	DNP	0-0-0	DNP	0-1-1	0-0-0	0-0-0
BGSU	Nov 29	2-5 L	0-1-1	0-0-0	0-0-0	0-1-1	1-0-1	DNP	0-1-1	DNP	1-0-1	0-0-0	0-0-0
at BGSU	Nov 30	2-5 L	DNP	0-0-0	0-0-0	1-0-1	0-0-0	0-0-0	0-0-0	0-0-0	0-1-1	1-0-1	DNP

2019-20 GAME-BY-GAME COMPARISON

Date	Opponent	Score	Goals	Shots		Penalties			Power Plays	
				Assists	Shots	Pen-Min		Pen-Min	G-Ch	G-Ch
Oct 11	AIR FORCE	4-3	4 / 3	7 / 6	29 / 36	3-6	/	4-8	0-4	/ 0-3
Oct 13	AIR FORCE	6-1	6 / 1	10 / 2	32 / 23	3-6	/	4-8	2-3	/ 0-2
Oct 25	LAKE SUPERIOR STATE	5-2	5 / 2	10 / 3	32 / 26	1-2	/	2-4	1-2	/ 0-1
Oct 26	LAKE SUPERIOR STATE	6-4	6 / 4	12 / 7	30 / 33	5-10	/	6-12	2-6	/ 1-5
Nov 01	at Minnesota	2-2	2 / 2	3 / 1	31 / 25	4-8	/	3-6	0-2	/ 0-3
Nov 02	at Minnesota	5-3	5 / 3	10 / 5	39 / 27	3-6	/	3-6	1-3	/ 0-3
Nov 08	OHIO STATE	3-2	3 / 2	6 / 4	35 / 27	5-21	/	4-8	0-4	/ 0-4
Nov 09	OHIO STATE	2-1	2 / 1	4 / 2	29 / 25	3-6	/	4-19	0-3	/ 0-3
Nov 15	at Wisconsin	0-3	0 / 3	0 / 6	22 / 35	4-8	/	3-6	0-1	/ 2-2
Nov 16	at Wisconsin	5-4	5 / 4	10 / 8	36 / 35	4-8	/	3-6	0-2	/ 1-3
Nov 22	at Michigan State	1-1	1 / 1	2 / 2	37 / 19	2-4	/	2-4	0-1	/ 0-1
Nov 23	at Michigan State	2-3	2 / 3	4 / 3	25 / 29	3-6	/	4-8	2-3	/ 0-2
Nov 29	BOWLING GREEN	2-5	2 / 5	4 / 7	29 / 31	3-6	/	3-6	1-3	/ 2-3
Nov 30	at Bowling Green	2-5	2 / 5	4 / 4	27 / 35	4-8	/	3-6	1-3	/ 2-4
Totals		45-39	45 / 39	86 / 60	433 / 406	47-105	/	48-107	10-40	/ 8-39

Note: Game totals are displayed in the format TEAM/OPPONENT for each category



2019-20 BOX SCORES

Hockey Game Box Score (Final) Air Force vs #8 Notre Dame (Oct 11, 2019 at Notre Dame, Ind.)

Air Force (0-1-0, 0-0-0 AHA) vs. Notre Dame (1-0-0, 0-0-0 B1G)

Date: Oct 11, 2019 • Location: Notre Dame, Ind. • Arena: Compton Family Arena
Attendance: 4977 • Start time: 7:10 PM • End time: 9:36 PM • Total time: 2:26

Prd	Time	Team	Scored by	Assists	Vis. on ice	Home on ice
1	1st 07:55	AF	EV TOMLAK, Brady/1	MEHNERT, Alex/1 LEVIN, Jake/1	28,6,3,9,11	19,11,14,5,6
2	1st 17:02	AF	EV PULVER, Matt/1	BRIDE, Blake/1 DURGAN, Kieran/1	21,12,8,8,25,47	18,20,27,24,4
3	2nd 05:05	ND	EV Colin Theisen/1	Mike O'Leary/1 Cal Burke/1	28,20,74,9,11	13,19,11,2,24
4	2nd 13:22	ND	EV Alex Steeves/1	Michael Graham/1 Nate Clurman/2	20,12,74,28,88	16,15,2,24,26
5	3rd 05:03	ND	EV Cam Morrison/1	Alex Steeves/1 Michael Graham/2	88,12,3,6,21	26,16,15,6,2
6	3rd 17:51	ND	EN Cal Burke/1	Mike O'Leary/2 TOMLAK, Brady/1	6,9,74,28,88,21	11,19,26,5,6
7	3rd 19:59	AF	EX PULVER, Matt/2	STONE, Trevor/1	21,28,9,6,74,88	17,5,20,10,6

TEAM SUMMARY

#	Air Force	1	2	3	Tot	+/-	#	Notre Dame	1	2	3	Tot	+/-
3	LEVIN, Jake	0	1	1	2	0	2	Nate Clurman	0	0	0	0	+3
5	MEHNERT, Alex	0	2	0	2	0	4	Nick Levermann	0	0	1	1	-1
8	BOWERY, Marshall	0	0	0	0	0	5	Matt Hellickson	1	1	0	2	-1
9	STONE, Trevor	0	0	1	1	0	6	Tory Dello	0	1	0	1	0
11	HARPER, Max	0	0	0	0	0	8	Matt Steeves	0	0	0	0	0
12	BRIDE, Blake	2	2	1	5	-1	10	Cam Burke	0	0	0	0	-1
17	TYRAN, Joe	2	1	1	4	0	11	Cal Burke	1	3	1	5	+1
18	POCHPINSKI, Ty	0	0	0	0	0	13	Colin Theisen	1	3	1	5	+1
19	MANNING, Luke	0	0	1	1	0	14	Jesse Lamsell	0	0	0	0	-1
20	KOCH, Brandon	2	0	2	4	-2	15	Michael Graham	0	0	1	1	-2
21	PULVER, Matt	1	0	1	2	0	16	Alex Steeves	1	1	1	3	+2
22	PLUMMER, Pierce	0	1	0	1	0	24	Pierce Crawford	0	0	0	0	-1
23	REIM, Willie	1	0	0	1	+1	18	Graham Slaggett	0	1	1	2	-1
25	EXBERG, Carter	0	0	1	1	+1	19	Mike O'Leary	1	3	0	4	+1
26	JAEGER, Erich	0	0	0	0	0	20	Jake Pivonka	0	0	0	0	-2
28	TOMLAK, Brady	1	1	2	4	-1	24	Spencer Stastney	0	0	0	0	+1
47	WEIGEL, Dalton	2	0	0	2	+1	26	Cam Morrison	1	0	3	4	+3
74	MIRAGEAS, Zach	0	1	1	2	-2	27	Trevor Janicke	1	0	0	1	-1
88	DURGAN, Kieran	0	1	3	4	-1	29	Charlie Raith	0	0	0	0	0
TM	TEAM	0	0	0	0	0	TM	TEAM	0	0	0	0	0
30	ANDERSON, Erik	dnp	dnp	dnp	dnp	dnp	1	Dylan St. Cyr	dnp	dnp	dnp	dnp	dnp
33	SCHILLING, Alex	dnp	dnp	dnp	dnp	dnp	33	Nick Sanford	dnp	dnp	dnp	dnp	dnp
Totals		11	11	14	36	-5	Totals		7	13	9	29	+5

GOALTEENDERS

#	Air Force	Dec	Min	GA	1	2	3	Saves	#	Notre Dame	Dec	Min	GA	1	2	3	Saves
31	LaROCCQUE, Zach	L	58:27	3	7	11	7	25	30	Ryan Bischel	W	59:43	3	9	11	13	33
	EMPTY NET		1:33	1	0	0	0	0		EMPTY NET		0:17	0	0	0	0	0

PENALTY SUMMARY

Prd	Player	Team	Min/Offense	Time	Prd	Player	Team	Min/Offense	Time
1st	WEIGEL, Dalton	AF	2:04	PP	3rd	Mike O'Leary	ND	2:00	PP
1st	Matt Steeves	ND	2:00	PP	3rd	MIRAGEAS, Zach	AF	09:42	PP
2nd	Colin Theisen	ND	2:00	PP	3rd	BRIDE, Blake	AF	2:15	PP
2nd	MANNING, Luke	ND	2:00	PP					

Win-Ryan Bischel (1-0-0). Loss-LaROCCQUE, Zach (0-1-0).

Hockey Game Box Score (Final) Air Force vs #8 Notre Dame (Oct 13, 2019 at Notre Dame, Ind.)

Air Force (0-2-0, 0-0-0 AHA) vs. Notre Dame (2-0-0, 0-0-0 B1G)

Date: Oct 13, 2019 • Location: Notre Dame, Ind. • Arena: Compton Family Arena
Attendance: 3506 • Start time: 3:05 PM • End time: 5:31 PM • Total time: 2:26

Prd	Time	Team	Scored by	Assists	Vis. on ice	Home on ice
1	1st 03:00	ND	EV Cam Morrison/2	-	6,23,3,12,22	26,2,24,10,15
2	1st 17:47	AF	EV HARPER, Max/1	MIRAGEAS, Zach/1 STONE, Trevor/1	11,74,9,20,28	5,13,6,19,11
3	2nd 02:54	ND	PP Matt Hellickson/1	Tory Dello/1	3,6,28,88	5,6,19,13,11
4	3rd 00:35	ND	PP Colin Theisen/2	Mike O'Leary/3 Spencer Stastney/1	88,28,6,74	13,11,24,5,19
5	3rd 04:20	ND	EV Cal Burke/2	Mike O'Leary/4 Mike O'Leary/5	12,20,21,74,88	11,19,13,2,24
6	3rd 06:57	ND	EV Colin Theisen/3	Colin Theisen/1 Tory Dello/2	6,9,11,20,28	13,6,11,19,5
7	3rd 19:59	ND	EV Jake Pivonka/1	Cal Burke/2 Nick Levermann/1	12,20,21,74,88	20,4,18,27,29
				Graham Slaggett/1		

TEAM SUMMARY

#	Air Force	1	2	3	Tot	+/-	#	Notre Dame	1	2	3	Tot	+/-
3	LEVIN, Jake	1	0	0	1	-1	2	Nate Clurman	0	0	0	0	+2
5	MEHNERT, Alex	0	1	1	2	-2	4	Nick Levermann	0	1	2	3	+1
8	BOWERY, Marshall	2	1	0	3	0	5	Matt Hellickson	0	1	0	1	0
9	STONE, Trevor	1	0	0	1	0	6	Tory Dello	0	0	0	0	0
11	HARPER, Max	1	0	0	1	0	8	Matt Steeves	0	0	1	1	0
12	BRIDE, Blake	0	0	0	0	-3	10	Cam Burke	1	1	1	3	+1
17	TYRAN, Joe	0	0	0	0	0	11	Cal Burke	1	1	2	4	+1
18	POCHPINSKI, Ty	0	0	1	1	0	13	Colin Theisen	0	1	2	3	+1
19	MANNING, Luke	0	1	0	1	0	14	Jesse Lamsell	0	0	0	0	0
20	KOCH, Brandon	2	1	1	4	-2	15	Michael Graham	1	0	0	1	+1
21	PULVER, Matt	0	1	0	1	-2	16	Alex Steeves	0	4	1	5	0
22	PLUMMER, Pierce	0	0	0	0	-1	17	Pierce Crawford	0	0	0	0	-2
23	REIM, Willie	2	0	1	3	-1	18	Graham Slaggett	0	0	0	0	+1
25	EXBERG, Carter	0	0	0	0	-3	19	Mike O'Leary	1	0	1	2	+1
26	JAEGER, Erich	0	1	0	1	0	20	Jake Pivonka	1	1	1	3	+1
28	TOMLAK, Brady	0	0	0	0	-2	24	Spencer Stastney	0	0	0	0	+2
47	WEIGEL, Dalton	0	1	1	2	-1	26	Cam Morrison	1	0	0	1	+1
74	MIRAGEAS, Zach	0	1	1	2	-1	27	Trevor Janicke	0	0	1	1	+1
88	DURGAN, Kieran	1	0	0	1	-2	29	Charlie Raith	2	0	1	3	+1
41	PARK, Austin	dnp	dnp	dnp	dnp	dnp	TM	TEAM	0	0	0	0	0
Totals		10	7	6	23	-15	1	Dylan St. Cyr	dnp	dnp	dnp	dnp	dnp
							33	Nick Sanford	dnp	dnp	dnp	dnp	dnp
Totals		8	11	13	32	+15	Totals		8	11	13	32	+15

GOALTEENDERS

#	Air Force	Dec	Min	GA	1	2	3	Saves	#	Notre Dame	Dec	Min	GA	1	2	3	Saves
31	LaROCCQUE, Zach	L	46:43	5	7	10	3	20	30	Ryan Bischel	W	60:00	1	9	7	6	22
	EMPTY NET		0:14	0	0	0	0	0		EMPTY NET		0:00	0	0	0	0	0
33	SCHILLING, Alex		13:03	1	0	0	6	6									

PENALTY SUMMARY

Prd	Player	Team	Min/Offense	Time	Prd	Player	Team	Min/Offense	Time
1st	Nate Clurman	ND	2:00	PP	3rd	Tory Dello	ND	00:20	PP
2nd	REIM, Willie	AF	2:00	PP	3rd	Jake Pivonka	ND	2:00	PP
2nd	MIRAGEAS, Zach	AF	2:00	PP					
3rd	PULVER, Matt	AF	2:00	PP					

Win-Ryan Bischel (2-0-0). Loss-LaROCCQUE, Zach (0-2-0).

Hockey Game Box Score (Final) Lake Superior State vs #4 Notre Dame (Oct 25, 2019 at Notre Dame, Ind.)

Lake Superior State (2-5-0, 0-0-0 WCHA) vs. Notre Dame (3-0-0, 0-0-0 B1G)

Date: Oct 25, 2019 • Location: Notre Dame, Ind. • Arena: Compton Family Arena
Attendance: 3991 • Start time: 7:10 PM • End time: 9:31 PM • Total time: 2:21

Prd	Time	Team	Scored by	Assists	Vis. on ice	Home on ice
1	1st 08:33	ND	EV Mike O'Leary/1	Cal Burke/3 Cam Morrison/1	8,4,14,7,21	19,11,2,13,24
2	1st 17:08	ND	EV Cal Burke/3	Mike O'Leary/6 Nick Levermann/2	3,20,8,9,23	11,19,4,29,13
3	1st 17:44	LSSU	PP MAX HUMITZ/4	HAMPUS ERIKSSON/5	21,24,15,14,22	13,11,6,19,24
4	2nd 08:05	ND	PP Matt Hellickson/2	Colin Theisen/2 Jake Pivonka/1	9,21,22,23	5,11,13,6,19
5	3rd 00:14	ND	EV Graham Slaggett/1	Alex Steeves/2 ASHTON CALDER/4	26,29,16,22,15	18,20,16,24,2
6	3rd 04:52	LSSU	EV Louis Boudon/2	PETE VILLETTE/4	29,16,26,4,7	5,24,15,27,26
7	3rd 17:32	ND	EN Mike O'Leary/2	Cal Burke/5 Cam Morrison/2	23,22,16,24,21,15	19,11,26,6,5

TEAM SUMMARY

#	Lake Superior State	1	2	3	Tot	+/-	#	Notre Dame	1	2	3	Tot	+/-
3	WILL RIEDELL	0	1	0	1	-1	2	Nate Clurman	0	0	0	0	+2
4	TYLER ANDERSON	0	0	1	1	0	4	Nick Levermann	1	1	0	2	+1
7	MITCHELL OLIVER	0	0	0	0	0	5	Matt Hellickson	0	1	0	1	0
8	Dustin Manz	0	2	1	3	-2	6	Tory Dello	1	0	1	2	0
9	ALEX AMBROSIO	0	0	0	0	-1	8	Matt Steeves	0	1	1	2	0
10	BRENDAN MCKAY	0	0	1	1	0	10	Cam Burke	0	1	0	1	0
13	IAN JOHNSTON	0	0	0	0	0	11	Cal Burke	1	1	1	3	+2
14	YUKI MIURA	0	0	1	1	0	13	Colin Theisen	1	0	2	3	+1
15	JACOB NORDQVIST	0	1	1	2	-1	14	Jesse Lamsell	0	0	0	0	0
16	ASHTON CALDER	0	0	1	1	-1	15	Michael Graham	0	0	0	0	-1
17	CHASE GAMELIN	0	0	0	0	0	16	Alex Steeves	1	1	0	2	+1
18	BRYAN BASILICO	1	0	0	1	0	17	Pierce Crawford	0	2	1	3	+1
20	MIROSLAV MUCHA	0	0	1	1	-1	18	Graham Slaggett	0	0	2	2	+1
21	MAX HUMITZ	2	3	0	5	-1	19	Mike O'Leary	1	1	1	3	+2
22	LUKAS KAELE	1	1	0	2	-1	20	Jake Pivonka	1	0	1	2	+1
23	COLLIN SACCOMAN	0	0	1	1	-2	24	Spencer Stastney	0	1	0	1	0
24	HAMPUS ERIKSSON	0	0	1	1	0	26	Cam Morrison	2	2	0	4	0
25	PETE VILLETTE	0	1	0	1	-1	27	Trevor Janicke	0	0	1	1	-1
29	Louis Boudon	0	1	2	3	0	29	Charlie Raith	1	0	0	1	+1
TM	TEAM	0	0	0	0	0	TM	TEAM	0	0	0	0	0
1	ROMAN BENGERT	dnp	dnp	dnp	dnp	dnp	32	Cale Morris	dnp	dnp	dnp	dnp	dnp
Totals		6	11	9	26	-11	33	Nick Sanford	dnp	dnp	dnp	dnp	dnp
Totals		10	12	10	32	+10	Totals		10	12	10	32	+10

GOALTEENDERS

#	Lake Superior State	Dec	Min	GA	1	2	3	Saves	#	Notre Dame	Dec
30	MAREKS MITENS	L	59:13	4	8	11	8	27	30	Ryan Bischel	W
	EMPTY NET		0:47	1	0	0	0	0			



2019-20 BOX SCORES

Hockey Game Box Score (Final) #5 Notre Dame vs Minnesota (Nov 01, 2019 at Minneapolis, Minn.)

Notre Dame (4-0-1, 0-0-1-0 B1G) vs. Minnesota (3-3-1, 0-0-1-1 B1G)
Date: Nov 01, 2019 • Location: Minneapolis, Minn. • Arena: 3M Arena at Mariucci
Attendance: 7459 • Start time: 7:33 pm • End time: 10:09 pm • Total time: 2:36

Prd	Time	Team	Scored by	Assists	Vis. on ice	Home on ice	Goals by Period																		
1.	2nd 02:58	ND	EV Mike O'Leary/5	Matt Hellickson/2	19,5,11,6,13	4,19,20,24,58	Team	1	2	3	OT	Total													
				Cal Burke/8			ND	0	1	1	0	2													
				Peribx, Jack/2	4,5,14,16,18	21,25,2,10,24	MINN	0	0	2	0	2													
2.	3rd 05:41	MINN	EV Burke, Nathan/2	Cam Morrison/3	27,26,2,20,29	10,11,12,20,22																			
3.	3rd 06:06	ND	EV Trevor Janicke/2	-	21,13,19,24	19,4,7,23,58																			
4.	3rd 06:24	MINN	EV Reedy, Scott/3	-																					
TEAM SUMMARY																									
#		Notre Dame		G	A	PI	Sh	+	-	BI	#		Minnesota		G	A	PI	Sh	+	-	BI				
2	Nate Clurman	0	0	0	0	1	0	0	0	1	2	Nate, Tyler	0	0	0	0	0	0	0	0	1	+1			
4	Nick Leivermann	0	0	2	1	-1	0	0	0	0	1	3	Strucker, Robbie	0	0	0	0	0	0	0	0	1			
5	Matt Hellickson	0	1	2	4	0	5	0	0	0	3	Brincker, Ben	0	0	0	0	2	+1	3	0	0				
6	Tory Dello	0	0	0	1	+1	3	0	0	0	1	2	McManis, Brynn	0	0	0	0	0	0	0	0	1			
8	Matt Steeves	0	0	0	0	0	0	0	0	0	1	9	Walker, Sammy	0	0	0	0	0	0	0	0	1			
10	Cam Burke	0	0	0	0	0	0	1	0	0	1	10	LaCombe, James	0	0	0	0	4	0	1	0	0			
11	Cal Burke	0	1	0	3	0	0	0	0	0	1	11	Green, Brian	0	0	0	0	0	0	0	0	1			
13	Colin Theisen	0	0	0	3	0	1	0	0	0	1	12	Maroney, Joey	0	0	0	0	2	-1	0	0	0			
14	Jesse Lansdell	0	0	0	0	-1	1	0	0	0	0	13	Reedy, Scott	1	0	0	3	0	0	0	0	0			
16	Alex Steeves	0	0	0	3	-1	0	0	0	0	1	20	Zuhlsdorf, Ryan	0	0	0	1	-2	-1	0	0	0			
17	Pierce Crawford	0	0	0	0	0	0	0	0	0	0	21	Burke, Nathan	0	0	0	2	0	0	0	0	0			
18	Graham Slaggett	0	0	0	0	0	0	0	0	0	0	22	Brodzinski, Bryce	0	0	0	0	0	0	-1	0	0			
19	Mike O'Leary	1	0	0	2	0	2	0	0	0	1	23	Johnson, Ryan	0	0	0	0	0	+1	3	0	0			
20	Jake Pivonka	0	0	0	1	+1	1	0	0	0	0	24	Nelson, Jason	0	0	0	2	0	0	0	0	0			
24	Spencer Stastne	0	0	0	0	0	0	0	0	0	0	25	Peribx, Jack	0	1	0	0	0	0	0	0	0			
25	Solag Bakich	0	0	0	0	0	0	0	0	0	0	27	McLaughlin, Blak	0	0	2	1	0	0	0	0	0			
26	Cam Morrison	0	1	0	2	+1	0	0	0	0	0	29	Mevers, Ben	0	0	0	0	2	0	0	0	0			
27	Trevor Janicke	1	0	2	4	+1	0	0	0	0	0	35	Schuchter, Matt	0	0	0	0	0	0	0	0	0			
29	Charlie Raith	0	0	0	1	+1	0	0	0	0	0	58	Ranta, Sampo	0	0	2	3	0	0	0	0	0			
T	TEAM											1	Close, Justen												
30	Ryan Bischel	dnp										45	LaFontaine, Jack	dnp											
33	Nick Sanford	dnp										Totals			2	1	6	25	0	11					
Totals			2	3	8	31	0	20																	
GOALTENDERS													Shots by Period												
#	Notre Dame	Dec	Min	GA	1	2	3	OT	Saves	Team <th>1</th> <th>2</th> <th>3</th> <th>OT</th> <th>Total</th>				1	2	3	OT	Total							
32	Cale Morris	T	65:00	2	6	8	6	3	23	ND				6	15	9	1	31							
31	Moe, Jared	T	65:00	2	6	14	8	1	29	MINN				6	8	8	3	25							
PENALTY SUMMARY													Power Play Goals-Att (Sh)												
Prd	Player	Team	MinOffense	Time	Prd	Player	Team	MinOffense	Time	Prd				1	2	3	OT	Total							
1st	McLaughlin, Blake	MINN	2.Tripping	11:09 PP	2nd	Trevor Janicke	ND	2.Slashing	16:28 PP	1st				0	0	0	0	0							
1st	TEAM	ND	2.Too Many Players On Ice	10:59 PP	3rd	Matt Hellickson	ND	2.Roughing	09:59	2nd				0	0	0	0	0							
2nd	Ranta, Sampo	MINN	2.Boarding	00:53 PP						3rd				1	0	0	0	1							
2nd	Nick Leivermann	ND	2.Tripping	07:20 PP						Total				2	-2	0	0	-4							
PENALTIES-MINUTES by Prd													Penalties-Minutes by Prd												
Prd	Player	Team	MinOffense	Time	Prd	Player	Team	MinOffense	Time	1st <td colspan="4">2nd</td> <td colspan="4">3rd</td> <td colspan="4">OT</td>				2nd				3rd				OT			
1st	McLaughlin, Blake	MINN	2.Tripping	11:09 PP	2nd	Trevor Janicke	ND	2.Slashing	16:28 PP	1st				1	2	1	2	1-2							
1st	TEAM	ND	2.Too Many Players On Ice	10:59 PP	3rd	Matt Hellickson	ND	2.Roughing	09:59	2nd				0	0	0	0	0-0							
2nd	Ranta, Sampo	MINN	2.Boarding	00:53 PP						3rd				1	2	1	2	1-2							
2nd	Nick Leivermann	ND	2.Tripping	07:20 PP						Total				0	0	0	0	0-0							
													Total				4-8				3-6				
Three stars:													Three stars:												
1. Mike O'Leary													1. Mike O'Leary												
2. Moe, Jared													2. Moe, Jared												
3. Burke, Nathan													3. Burke, Nathan												
Officials:													Officials:												
Referee: J. Sitarski													Referee: J. Sitarski												

Notre Dame-Cale Morris (1-0-1). Minnesota-Moe, Jared (2-1-1).
Minnesota timeout at 3:22 OT/1

Referee's signature

Hockey Game Box Score (Final) #5 Notre Dame vs Minnesota (Nov 02, 2019 at Minneapolis, Minn.)

Notre Dame (5-0-1, 1-0-1-0 B1G) vs. Minnesota (3-4-1, 0-1-1-1 B1G)
Date: Nov 02, 2019 • Location: Minneapolis, Minn. • Arena: 3M Arena at Mariucci
Attendance: 8008 • Start time: 4:04 pm • End time: 6:23 pm • Total time: 2:19

1st	Prd	Time	Team	Scored by	Assists	Vis. on ice	Home on ice	Goals by Period	
1	1st	12:34	MINN	EV McManus, Brannon/2	Ranta, Sampo/1	14,18,5,16,6	7,58,10,2,19	Team 1 2 3 Tot	
					LaCombe, Jackson/4			ND 0 0 2 5	
					Nelson, Jaxon/1	8,2,10,17,4	25,24,1,23,4	MINN 2 1 0 3	
2	2nd	05:20	ND	PP Nick Leivermann/1	Alex Steeves/4	4,16,18,27,26	20,4,19,58		
3	2nd	13:46	ND	EV Spencer Stastney/2	Graham Slaggett/2	Cal Burke/9	24,11,26,18,5	Shots by Period	
					Cam Morrison/4	24,11,26,18,5	7,39,9,4,23	Team 1 2 3 Tot	
4	2nd	14:28	MINN	EV Wait, Garrett/1	Cam Morrison/4	27,5,14,6,29	17,55,22,12,2	ND 10 12 17 39	
5	2nd	17:53	ND	EV Nick Leivermann/2	Staudacher, Matt/2	4,27,14,5,20	7,39,19,10,20	MINN 12 13 2 27	
6	2nd	17:53	ND	EV Nick Leivermann/2	Trevor Janicke/2	4,27,14,5,20	7,39,19,10,20		
7	3rd	01:25	ND	EV Charlie Raith/1	Jesse Lansdell/1	Matt Hellickson/3	29,25,26,16,18	Power Play Goals-Att (Sh)	
					Matt Hellickson/3	29,25,26,16,18	27,39,9,23,4	Prd Prd ND MINN	
8	3rd	19:49	ND	EN Trevor Janicke/3	Cam Morrison/5	Cam Morrison/6	27,26,24,20,2	1st 0-0 (0) 0-1 (0)	
					Spencer Stastney/4			2nd 1-2 (3) 0-1 (3)	
								3rd 0-1 (2) 0-1 (1)	
								Total 1-3 (5) 0-3 (4)	
TEAM SUMMARY									
#	Notre Dame	G	A	PI	Sh	+/-	BI	Penalties-Minutes by Prd	
2	Nate Clurman	0	0	0	0	0	4	1st 1-2 0-0	
4	Nick Leivermann	2	0	0	4	0	1	2nd 1-2 0-0	
5	Matt Hellickson	0	1	0	0	3	4	3rd 1-2 1-2	
6	Tory Dello	0	0	0	1	-2	1	Total 3-6 3-6	
8	Matt Steeves	0	0	0	0	-1	0		
10	Cam Burke	0	0	2	2	-1	0	Three stars:	
11	Cal Burke	0	1	0	5	+1	0	1. Nick Leivermann	
13	Colin Theisen	0	0	0	6	0	0	2. Charlie Raith	
14	Jesse Lansdell	0	1	0	1	-1	0	3. Cam Morrison	
16	Alex Steeves	0	1	0	3	0	0		
17	Pierce Crawford	0	0	2	0	-1	0	Officials:	
18	Graham Slaggett	0	1	0	2	+1	0	Referee: J. Sitarski	
19	Mike O'Leary	0	0	0	4	0	0	Referee-B: Sheve	
20	Jake Pivonka	0	0	2	1	+2	1	Linesman: J. Morrison	
24	Spencer Stastne	1	1	0	2	+2	0	Linesman: J. Slaggett	
25	Solag Bekich	0	0	0	0	+1	0		
26	Cam Morrison	0	3	0	1	+3	0		
27	Trevor Janicke	1	1	0	5	+1	1		
29	Charlie Raith	1	0	0	2	0	0		
30	Ryan Bischel	dnp							
33	Nick Sanford	dnp							
Totals		5	10	6	39	+5	11		
GOALTENDERS									
#	Notre Dame	Dec	Min	GA	1	2	3	OT	Saves
32	Cale Morris	W	60:00	3	10	12	2	24	
#	Minnesota	Dec	Min	GA	1	2	3	OT	Saves
31	Moe, Jared	L	58:55	4	10	9	15	34	
PENALTY SUMMARY									
Prd	Player	Team	MinOffense	Time	Prd	Player	Team	MinOffense	Time
1st	Jake Pivonka	ND	2.Tripping	07:33 PP	2nd	Pierce Crawford	ND	2.Elbowing	10:08 PP
2nd	Brodzinski, Bryce	MINN	2.Holding	04:35 PP	3rd	Cam Burke	ND	2.Cross-Checking	02:26 PP
2nd	LaCombe, Jackson	MINN	2.Hooking	07:03 PP	3rd	Johnson, Ryan	MINN	2.Holding	07:57 PP

GOALTENDERS																	
#	Notre Dame	Dec	Min	GA	1	2	3	Saves	#	Minnesota	Dec	Min	GA	1	2	3	Saves
32	Cale Morris	W	60:00	3	10	12	2	24	31	Moey, Jared	L	58:55	4	10	15	34	
										EMPTY NET		1:05	1	0	0	0	0
PENALTY SUMMARY																	
Prd	Player	Team	MinOffense	Time	Prd	Player	Team	MinOffense	Time								
1st	Jake Pivonka	ND	2.Tripping	07:33 PP	2nd	Ferris Crawford	ND	2.Elbowing	10:08 PP								
1st	Brodnisni, Bryce	MNN	2.Holding	04:35 PP	2nd	Cam Burke	MNN	2.Cross-Checking	02:26 PP								
2nd	LaCombe, Jackson	MNN	2.Hooking	07:03 PP	3rd	Johnson, Ryan	MNN	2.Holding	07:57 PP								

Win-Cale Morris (4-0-1). Loss-Tommy Nappier (6-3-1).
Referee's signature

Hockey Game Box Score (Final) #8 Ohio State vs #5 Notre Dame (Nov 08, 2019 at Notre Dame, Ind.)

Ohio State (6-1-2, 2-0-1-0 B1G) vs. Notre Dame (6-0-1, 3-0-1-0 B1G)
Date: Nov 08, 2019 • Location: Notre Dame, Ind. • Arena: Compton Family Arena
Attendance: 4740 • Start time: 8:10 PM • End time: 10:38 PM • Total time: 2:28

Prd	Time	Team	Scored by	Assists	Vis. on ice	Home on ice	Goals by Period		
1	1st	19:33	OSU	EV Tanner Lacynski/2	Grant Gabriele/3	61,13,9,5	5,11,13,19,24		
				Collin Peters/1			Team 1 2 3 OT Tot		
2	2nd	08:12	ND	EV Solag Bakich/1	Matt Steeves/1	61,29,24,72,18	25,8,2,20,24		
					Tony Dello/1		OSU 1 0 1 0 2		
							ND 0 1 1 1 3		
3	3rd	16:43	OSU	EV Carson Meyer/3	Austin Pooley/1	72,14,5,4,29	2,16,18,26,29		
					Gordy Meyer/3				
4	3rd	18:03	ND	EV Trevor Janicke/4	Cam Morrison/7	40,8,16,61,5	27,26,20,4,24		
					Jake Pivonia/3				
5	OT	03:59	ND	EV Pierce Crawford/1	Nate Clurman/3	65,24,40,16,12	17,2,27,20,24		
					Trevor Janicke/3				
TEAM SUMMARY									
#	Ohio State	1	2	3	OT	Tot	+/-		
3	Collin Peters	0	0	0	0	+1			
4	Layton Ahac	0	0	0	0	+1			
5	Gordy Meyer	0	1	0	0	+1			
7	Wyatt Ege	1	0	0	0	1			
8	Eugene Fadyevyev	0	0	1	0	-1			
9	Tanner Lacynski	1	2	0	0	3	+1		
12	Miguel Fidler	0	0	0	0	-1			
13	Tate Singleton	2	0	1	0	3	+1		
14	Austin Pooley	0	1	0	0	1	+1		
15	Quinn Preston	0	1	1	0	-2			
17	Sam McCormick	0	0	2	0	2	0		
18	Michael Gildon	0	0	0	0	-1			
19	Matthew Jennings	0	0	0	0	0			
24	Ryan O'Connell	0	0	0	0	-2			
29	Gustaf Westlund	1	1	1	0	3	0		
40	Ronnie Hein	2	0	2	0	-2			
61	Grant Gabriele	0	0	0	0	-1			
65	CJ Regula	1	0	0	1	-1			
72	Carson Meyer	0	2	1	0	3	0		
30	Ryan Snowden	dnp							
31	Evan Moysse	dnp							
Totals		8	9	10	0	27	-5		
GOALTENDERS									
#	Ohio State	Dec	Min	GA	1	2	3	OT	Saves
37	Tommy Nappier	OTL	63:59	3	5	17	7	3	32
#	Notre Dame	Dec	Min	GA	1	2	3	OT	Saves
32	Cale Morris	W	63:59	2	7	9	9	0	25
PENALTY SUMMARY									
Prd	Player	Team	MinOffense	Time	Prd	Player	Team	MinOffense	Time
1st	Ryan O'Connell	OSU	2.Interference	06:15 PP	1st	Jesse Lansdell	ND	10.Game Misconduct	19:41
1st	Collin Peters	ND	2.Tripping	07:20 PP	2nd	Collin Peters	OSU	2.Slashing	04:56 PP
1st	Tanner Lacynski	OSU	2.Holding	10:52 PP	2nd	Quinn Preston	OSU	2.Hooking	16:41 PP
1st	Pierce Crawford	ND	2.Tripping	15:42 PP	3rd	Matt Hellickson	ND	2.Cross-Checking	09:19 PP
1st	Jesse Lansdell	ND	5.Contact To The Head	19:41 PP					

Win-Cale Morris (3-0-1). Loss-Tommy Nappier (6-1-2).
Referee's signature

Hockey Game Box Score (Final)
#4 Notre Dame vs #15 Wisconsin (Nov 15, 2019 at Madison, Wis.)

Notre Dame (7-1-1, 3-1-1-0 B1G) vs. Wisconsin (6-5-0, 1-2-0-0 B1G)
Date: Nov 15, 2019 • Location: Madison, Wis. • Arena: Kohl Center
Attendance: 9698 • Start time: 7:02 pm • End time: 9:21 pm • Total time: 2:19

Prd		Time		Scored by		Assists		Vis.		On ice		Goals by Period					
1	1st	17:10	UW	PP	Cole Caulfield/9	K'Andre Miller/2		276, 29, 20		8, 19, 15, 13		Team	1	2	3	Tot	
2	2nd	12:01	UW	PP	Roman Ahan/5	Alex Turcotte/7		5, 6, 18, 11		13, 4, 15, 18, 19		UW	1	0	0	1	
3	3rd	17:20	UW	EN	Linus Weissbach/2	Dylan Holloway/4		16, 27, 19, 20, 24		9, 18, 5, 4, 19		UW	1	0	1	3	
												Shots by Period					
												Team	1	2	3	Tot	
												UW	5	9	8	22	
												UW	16	7	12	35	
TEAM SUMMARY																	
#	Notre Dame	G	A	P	Sh	+/-	BI	#	Wisconsin	G	A	P	Sh	+/-	BI		
2	Nate Clurman	0	0	0	3	0	2	2	Wyatt Kalynuk	0	0	0	3	0	4		
4	Nick Levernann	0	0	2	2	-1	4	4	Dylan Holloway	0	1	0	4	+1	0		
6	Todd Hellikson	0	0	0	0	0	0	5	Tommy Timony	0	0	1	+1	1			
8	Tory Dello	0	0	0	1	0	1	7	Mike Vorlicky	0	0	0	0	0	0		
8	Matt Steeves	0	0	0	0	0	1	8	Cole Caubank	1	0	0	3	0	0		
10	Cam Burke	0	0	0	0	0	0	9	Linus Weissbach	2	0	2	+1	0	0		
11	Cal Burke	0	0	0	0	0	0	11	Jack Gorkum	0	0	0	2	-0	0		
13	Colin Theisen	0	0	0	3	0	0	12	Mick Messner	0	0	0	3	0	0		
14	Jesse Lansell	0	0	2	0	0	0	13	Roman Ahan	1	0	2	4	0	3		
15	Alex Steeves	0	0	0	0	0	0	14	Alex Turcotte	0	0	0	0	0	0		
16	Adam Boudreau	0	0	0	0	0	0	16	Tyler Tardif	0	0	0	0	0	0		
17	Pierre Crawford	0	0	2	1	0	0	16	Tarek Bakic	0	0	2	1	0	2		
18	Graham Slaggett	0	0	1	0	0	0	18	Owen Lindmark	0	0	0	0	+1	1		
19	Mike O'Leary	0	0	2	-1	-1	0	19	K'Andre Caulfield	2	0	2	4	+1	1		
20	Jake Pivonka	0	0	0	1	-1	2	20	Josh Ess	0	0	0	0	0	0		
24	Spencer Stastne	0	0	2	0	-1	1	21	Ty Emberson	0	0	0	0	0	4		
25	Solay Bakich	0	0	0	0	0	0	24	Sean Dhooghe	0	0	0	1	0	0		
26	Cam Morrison	0	0	0	0	0	0	25	Dominick Mersch	0	0	2	0	0	0		
27	Brevar Janickie	0	0	0	0	0	0	27	Deron Doranov	0	0	0	0	0	0		
29	Charlie Ralt	0	0	0	1	0	1	29	Bruce Caubank	0	0	0	2	0	0		
30	Ryan Bischof	0	0	0	0	0	0	1	Jack Berry	0	0	0	0	0	0		
33	John Boudreau	0	0	0	0	0	0	35	John Boudreau	0	0	0	0	0	0		
Totals		0		8		22		-16		16		3		6		35	
		3		6		35		+17									

Power Play Goals-Att (Sh)

Prd	UND	UW
1st	0	0
2nd	0-1 (1)	1-1 (1)
3rd	0-0 (0)	0-0 (0)
Total	0-1 (1)	2-2 (4)

Penalties-Minutes by Prd

Prd	UND	UW
1st	2	2
2nd	1-2	1-2
3rd	0	2
Total	4	6

Three stars:

1. Daniel Ledbeeff

2. Cole Caulfield

3. Roman Ahan

Officials:

Referee:Steve Michnack

Referee:Joseph Carusone

Linesman: Chad Roethlisberger

GOALTENDERS

##	Notre Dame	Dec	Min	GA	1	2	3	Saves	##	Wisconsin	Dec	Min	GA	1	2	3	Saves
32	Cale Morris	L	58:29	2	15	6	11	32	32	Daniel Lebedeff	W	60:00	0	5	9	8	22
	EMPTY NET		1:31	1	0	0	0	0									

PENALTY SUMMARY

Prd	Player	Team	Min	Offense	Time
1st	Matt Hellickson	UND	2	Cross-Checking	15:53 PP
1st	Spencer Stastney	UND	2	Hooking	18:45
1st	Linus Weissbach	UW	2	Embellishment	18:45
2nd	Jesse Lansdell	UND	2	Tripping	11:33 PP

Prd	Player	Team	Min	Offense	Time
2nd	Roman Ahcan	UW	2	Goaltender Interfere	14:46 PP
3rd	Pierce Crawford	UND	2	Roughing	04:11
3rd	Tarek Baker	UW	2	Roughing	04:11

Win-Daniel Lebedeff (6-5-0). Loss-Cale Morris (4-1-1).
Timeout UW with 4:11 left in 3rd period

Referee's signature

Hockey Game Box Score (Final)
#4 Notre Dame vs #15 Wisconsin (Nov 16, 2019 at Madison, Wis.)

Notre Dame (8-1-1, 4-1-1-0 B1G) vs. Wisconsin (6-6-0, 1-3-0-0 B1G)
Date: Nov 16, 2019 • Location: Madison, Wis. • Arena: Kohl Center
Attendance: 12593 • Start time: 7:07 pm • End time: 9:35 • Total time: 2:28

[illegible]

GOALTENDERS

##	Notre Dame	Dec	Min	GA	1	2	3	OT	Saves	##	Wisconsin	Dec	Min	GA	1	2	3	OT	Saves
----	------------	-----	-----	----	---	---	---	----	-------	----	-----------	-----	-----	----	---	---	---	----	-------

PENALTY SUMMARY

Prd	Player	Team	Min	Offense	Time	Prd	Player	Team	Min	Offense	Time
1st	Graham Slaggert	UND	2.	Roughing	01:58	1st	Nick Liefermann	UND	2.	Cross-Checking	18:43 PP
1st	Jack Gormiak	UW	2.	Roughing	01:58	3rd	Alex Turcotte	UW	2.	Slashing	05:46 PP
1st	Mike O'Leary	UND	2.	Hooking	15:08 PP	3rd	TEAM	UND	2.	Too Many Players O	10:13 PP
1st	Mick Messner	UW	2.	Hooking	18:00 PP						

Win-Cale Morris (5-1-1). Loss-Daniel Lebedeff (6-6-0).

Hockey Game Box Score (Final)
#3 Notre Dame vs Michigan State (Nov 22, 2019 at East Lansing, Mich.)

Notre Dame (8-1-1, 4-1-2-1) vs. Michigan State (5-5-1, 3-1-1-0)
Date: Nov 22, 2019 • Location: East Lansing, Mich. • Arena: Munn Ice Arena
Attendance: 4898 • Start time: 7:00 pm • End time: 9:41 PM • Total time: 2:41

1	2	3rd	Time	Team	Scored by			Assists			Vis. on ice		Home on ice		Goals by Period				
					EV	Shallo	Sam/1	Kryger, Cole/1	13,15,16,24	8,7,21,15,20	Team	1	2	3	OT	Tot			
1	2nd	05:17	ND	EX	Michael Graham/1					Lambdin, Logan/4 Cam Morrison/8 Mike O'Leary/8	15,14,19,11,26	16,11,10,57,22	ND	0	0	1	0	1	
2	3rd	18:21	ND	EX	Michael Graham/1								MSU	0	1	0	0	1	
TEAM SUMMARY																			
No		Notre Dame		1	2	3	OT	Tot	+/-	Michigan State		1	2	3	OT	Tot	+/-		
2	Nate	Clurman	0	1	1	0	0	2	-1	8	Kryger, Cole	0	2	0	0	2	+1		
3	Ryan	Carmichael	0	0	0	0	0	0	0	9	Lewandowski, Mitch	0	1	0	0	1	0		
4	Nick	Jackiewicz	1	0	0	0	0	2	+1	10	Shalloo, Sam/1	0	3	0	0	3	0		
5	Matt	Hellikson	0	1	0	0	0	1	0	11	Apat, Tommy	0	0	0	0	0	-1		
6	Tory	Dello	0	1	3	2	6	0	0	12	Miller, Tommy	0	0	0	0	0	0		
7	Cam	Burke	1	1	1	0	1	3	0	14	Goodis, Adam	0	1	0	0	1	0		
11	Cal	Burke	1	1	2	5	1	+1	+1	15	Kryger, Christian	0	1	0	0	0	+1		
12	Colin	Thelsen	3	1	0	0	0	4	0	16	Stevens, Brady	1	0	1	1	1	-1		
14	Jesse	Landsall	1	0	0	0	1	1	0	18	Stachowiak, Wojciech	0	1	1	2	0	0		
15	Michael	Graham	0	1	1	0	2	0	0	19	Muller, Nico	1	0	0	0	1	0		
16	Alex	Stevens	0	1	0	1	0	2	0	20	Nodler, Josh	0	0	0	0	0	+1		
17	Pierre	Crawford	0	0	0	0	0	0	0	22	Coana, Dennis	0	0	0	0	0	-1		
18	Graham	Slaggett	0	0	2	0	2	0	0	23	Joshua, Justin	0	0	1	0	1	0		
19	Mike	O'Leary	1	0	1	0	2	+1	+1	24	Kamer, Alexander	0	0	0	0	0	0		
20	Jake	Pivonka	0	0	0	0	0	0	0	25	Hestevan, Ian	0	0	0	0	0	0		
22	Spencer	Stastney	0	1	0	0	1	-1	-1	28	Gafar, Gabriel	0	0	1	0	1	0		
23	Michael	Graham	0	0	1	1	1	2	0	55	Khodorenko, Patrick	0	0	0	0	0	0		
27	Trevor	Janicke	1	0	0	1	2	0	0	57	Rosburg, Jerad	1	1	1	0	3	-1		
29	Charlie	Raith	0	0	1	0	1	0	0	71	Lambdin, Logan	1	0	1	0	2	+1		
30	Ryan	Bischof	dnp							1	DeHidder, Drew	dnp							
33	Nick	Sarason	dnp							41	Wright, Spencer	dnp							
Totals			9	9	15	4	3	37	+1	Totals		3	10	6	0	19	0		

Shots by Period											
Team	1	2	3	OT	Tot	MSU	1	2	3	OT	Tot
ND	9	9	15	4	37	MSU	3	10	6	0	19
MSU	3	10	6	0	19						

Power Play Goals-At (Sh)			
Team	ND	MSU	
1st	0-1 (1)	0-1 (0)	
2nd	0-0 (0)	0-0 (0)	
3rd	0-0 (0)	0-0 (0)	
OT	0-0 (0)	0-0 (0)	
Total	0-1 (1)	0-1 (0)	

Penalties-Minutes by Prd					
Team	1	2	3	OT	MSU
1st	1-2	1-2	1-2		
2nd	0-0	0-0	0-0		
3rd	1-2	1-2	1-2		
OT	0-0	0-0	0-0		
Total	2-4	2-4	2-4		

Three shots:
1. Lethemon, John
2. Saliba, Sam
3. Michael Graham

GOALTENDERS

#	Notre Dame	Dec	Min	GA	1	2	3	OT	Saves
32	Cale Morris EMPTY NET	T	64:25 0:35	1 0	3 0	9 0	6 0	0 0	18 0

#	Michigan State	Dec	Min	GA	1	2	3	OT	Saves
31	Lethemon, John	T	65:00	1	9	9	14	4	36

PENALTY SUMMARY

Prd	Player	Team	Min	Offense	Time	Prd	Player	Team	Min	Offense	Time
1st	Alex Steeves	ND	2	Elbowing	12:32 PP	3rd	Cal Burke	ND	2	Roughing Atw	00:00
1st	Joshua, Jagger	MSU	2	Holding	15:46 PP	3rd	Saliba, Sam	MSU	2	Roughing Atw	00:00

Notre Dame-Cale Morris (5-1-2). Michigan State-Lethemon, John (5-2-1).
2ND OT SHOTS (MSU-1/ND-1) 2OT BLOCKS (MSU-0/ND-2)
2ND OT FACEOFFS (MSU-2/ND-0) MSU-ROSBURG PIPE 2OT
SHOOTOUT WON IN ONE ROUND BY ND (TORY DELLO)
TIMEOUTS (ND 2:00 3RD/MSU 2:21 OT/ND 1:03 OT)

Referee's signature _____

Hockey Game Box Score (Final)
#3 Notre Dame vs Michigan State (Nov 23, 2019 at East Lansing, Mich.)

Notre Dame (8-1-2, 4-1-2-1) vs. Michigan State (5-5-1, 3-1-1-0)
Date: Nov 23, 2019 • Location: East Lansing, Mich. • Arena: Munn Ice Arena
Attendance: 5902 • Start time: 7:00 pm • End time: 9:21 PM • Total time: 2:21

Prd	Time	Team	Scored by		Assists	Vis. on ice	Home on ice	Goals by Period						
1	st	02:20	ND	PP	Mike O'Leary/6	Cam Morrison/9	19,13,4,26,11	11,16,22,57	Team	1	2	3	Tot	
2	nd	13:17	MSU	EV	Saliba, Sam/2	Colin Theisen/6	14,12,20,24,27	10,22,57,20,71	ND	0	1	0	1	2
3	rd	00:18	ND	PP	Nick Nelsverman/3	Cal Burke/10	4,11,23,19,26	12,21,11,25,7	MSU	0	1	2	3	
4	3rd	13:48	MSU	EV	Lambdin, Logan/4	Colin Theisen/7			Shots by Period					
5	3rd	18:50	MSU	EV	Saliba, Sam/3	Nodler, Josh/3	13,6,18,15,5	71,20,10,22,57	Team	1	2	3	Tot	
						Rosburg, Jerad/4	2,13,20,27,5	10,57,22,20,71	ND	7	12	6	25	
						Cesana, Dennis/4			MSU	11	10	8	29	

TEAM SUMMARY														Power Play Goals-Att (Sh)		
#	Notre Dame	1	2	3	Tot	+/-	#	Michigan State	1	2	3	Tot	+/-	Prd	ND	MSU
2	Nate Curllman	0	0	0	0	-2	8	Kryger, Cole	1	1	0	2	0	1st	1-1 (2)	0-1 (2)
3	Nick Nelsverman	0	2	1	3	+3	9	Lewandowski, Mitch	0	1	1	2	0	2nd	0-0 (2)	+1-1 (0)
5	Matt Hellefich	1	3	0	4	+7	10	Saliba, Sam	2	1	2	5	+3	3rd	1-2 (1)	0-0 (0)
6	Tory Dello	0	0	0	0	-1	11	Apal, Tommy	0	0	0	0	0	Total	2-3 (5)	0-2 (2)
10	Matt Steeves	0	0	0	0	-1	12	Miller, Tommy	0	0	0	0	0			
10	Cam Burke	1	1	0	2	+1	14	Goodis, Adam	1	0	0	1	0			
11	Cal Burke	0	2	1	3	0	15	Kryger, Christopher	0	1	0	1	0			
13	Colin Theisen	1	0	1	2	-2	16	Stevens, Brody	0	0	0	0	0	1st	1-2	1-2
14	Jesse Lamsdell	0	0	1	1	-1	18	Stachowiak, Wojciec	0	0	0	0	0	2nd	2-4	3-6
15	Michael Graham	0	0	1	1	0	19	Muller, Nicc	0	0	0	0	0	3rd	0-0	0-0
16	Alex Steeves	0	1	0	1	0	20	Nodler, Josh	0	0	0	0	+3	Total	3-6	4-8
17	Pierce Crawford	0	0	0	0	0	22	Cesana, Dennis	2	0	1	3	+3			
18	Graban, Scott	0	0	0	0	-1	23	Joshua, Jagger	1	0	0	1	0	Three stars:		
19	Mike O'Leary	2	1	0	3	+3	24	Kramer, Austin	0	0	0	0	0	1. Saliba, Sam		
20	Jake Pivonica	0	0	0	0	-2	28	Estevens, Gianluca	0	0	0	0	0	2. Lambdin, Logan		
24	Spencer Stastney	0	0	0	0	-1	48	Chafars, Butrus	1	1	0	2	0	3. Mike O'Leary		
27	Trevor Janigan	0	1	1	2	+1	53	Rhodorenko, Patrick	2	1	0	3	+3	Officials:		
29	Charlie Raith	1	0	0	1	-2	52	Rosburg, Jerad	0	1	2	+3	Referee: David Marcello			
30	Ryan Bischel	0	1	0	1	0	71	Lambdin, Logan	0	1	3	+3	Referee:Tom Dorfart Franco			
33	Nick Spang	7	12	6	25	-15	41	DeRidder, Drew	dnp				Linesman:Pat Richardson			
	Totals:	dnp	dnp	dnp	dnp	dnp	41	Wright, Spencer	dnp				Linesman:Nick Nugitt			
										11	10	8	29	+15		

GOALTENDERS

#	Notre Dame	Dec	Min	GA	1	2	3	Saves	#	Michigan State	Dec	Min	GA	1	2	3	Saves
32	Cale Morris	L	59:14	3	11	9	6	26	31	Lethemon, John	W	60:00	2	6	12	5	23
	EMPTY NET		0:46	0	0	0	0	0									

PENALTY SUMMARY

Prd	Player	Team	MinOffense	Time	Prd	Player	Team	MinOffense	Time
1st	Krygier, Christian	MSU	2 Interference	01:27 PP	2nd	Jake Pivonka	MSU	2 Hooking	13:17 PP
1st	Alex Stephens	ND	2 High Stick	14:47 PP	2nd	Roshire, Jared	ND	2 Holding	18:16 PP

Win-Lethemon, John (6-2-1). Loss-Cale Morris (5-2-2).

Referee's signature _____



Hockey Game Box Score (Final)

#15 Bowling Green vs #6 Notre Dame (Nov 29, 2019 at Notre Dame, Ind.)

Bowling Green (9-5-0, 5-3-0-0 WCHA) vs. Notre Dame (8-3-2, 4-2-2-1 B1G)
Date: Nov 29, 2019 • Location: Notre Dame, Ind. • Arena: Compton Family Arena
Attendance: 5271 • Start time: 7:05 PM • End time: 9:15 PM • Total time: 2:10

Prd	Time	Team	Scored by	Assists	Vis. on ice	Home on ice	Goals by Period						
1	1st 03:07	BGSU	EV LINKENHELD, Casey/2	Nick Leivermann/4	17,7,18,22,23	29,17,14,6,10	Team 1 2 3 Tot						
2	1st 10:23	ND	PP Cam Morrison/3	Mike O'Leary/9	2,20,25,27	26,4,19,13,11	BGSU 1 3 1 5						
							ND 1 0 1 2						
3	2nd 07:32	BGSU	PP BARBER, Alex/2	KRUSE, Brandon/10	6,28,10,20,23	11,18,24,2							
				JOHNSON, Max/5									
4	2nd 14:42	BGSU	EV KRUSE, Brandon/1	FORD, Connor/7	28,20,21,6,23	18,20,2,27,24							
5	2nd 17:07	BGSU	EV RAUHAUSER, Alec/6	CRAGGS, Sam/2	23,7,8,25,16	8,2,17,29,10							
6	3rd 05:53	BGSU	PP LETOURNEAU, Frederic	MUSSER, Carson/3	8,16,2,11,27	27,24,20,2							
				CULLEN, Will/4									
7	3rd 15:29	ND	EV Jake Pivonka/4	Spencer Stastney/6	27,8,11,2,18	20,24,26,15,16							
				Alex Steeves/6									
TEAM SUMMARY													
#	Bowling Green	1	2	3	Tot	+/-	#	Notre Dame	1	2	3	Tot	+/-
2	CULLEN, Will	0	0	0	0	-1	2	Nate Clurman	0	0	0	0	-2
3	MUSSER, Carson	1	0	0	1	0	4	Nick Leivermann	2	1	1	4	0
4	BARBER, Alex	0	3	3	+1		5	Matt Hellickson	1	0	0	1	0
7	LLOYD, TJ	0	1	0	1	+2	6	Tory Dello	1	0	0	1	-1
8	LETOURNEAU, Frede	0	0	3	3	0	8	Matt Steeves	0	0	0	0	-1
10	JOHNSON, Max	0	0	1	1	0	10	Cam Burke	0	0	0	0	-2
11	SCHNEIDER, Taylor	0	0	0	0	-1	11	Cal Burke	0	1	0	1	0
12	WELLS, Justin	0	0	0	0	0	13	Colin Theisen	1	1	0	2	0
15	DOUGHERTY, Evan	2	0	0	2	0	14	Jesse Lansdell	0	1	0	1	-1
16	WRIGHT, Cameron	2	2	2	6	+1	15	Michael Graham	0	2	0	2	+1
17	LINKENHELD, Casey	1	0	0	1	+1	16	Alex Steeves	2	1	0	3	+1
18	ST-JEAN, Trevor	1	0	0	1	0	17	Pierce Crawford	0	0	0	0	-2
20	FORD, Connor	0	0	0	0	+1	18	Graham Slaggett	0	0	0	0	-1
21	DALTON, Jacob	0	0	0	0	+1	19	Mike O'Leary	2	0	0	2	0
22	PITTERS, Adam	0	0	0	0	+1	20	Jake Pivonka	0	2	1	3	0
23	RAUHAUSER, Alec	1	1	0	2	+3	24	Spencer Stastney	0	0	1	1	0
24	CRAGGS, Sam	0	2	0	2	+1	25	Cam Morrison	3	1	1	5	+1
27	THEOCHARIDIS, Tim	0	2	1	3	-1	27	Trevor Janicke	1	1	0	2	-1
28	KRUSE, Brandon	1	1	0	2	+1	29	Charlie Raith	0	1	0	1	-2
30	RICH, Brett	dnp					33	Nick Sanford	dnp				
40	ROSE, Zack	dnp						Totals	13	12	4	29	-10
	Totals		9	12	10	31	+10						

GOALTENDERS

#	Bowling Green	Dec	Min	GA	1	2	3	Saves	#	Notre Dame	Dec	Min	GA	1	2	3	Saves
31	DOP, Eric	W	60:00	2	12	12	3	27	32	Cale Morris	L	40:00	4	8	9	0	17
									30	Ryan Bischel		20:00	1	0	0	9	9

PENALTY SUMMARY

Prd	Player	Team	MinOffense	Time	Prd	Player	Team	MinOffense	Time
1st	BARBER, Alex	BGSU	2.Tripping	09:25 PP	3rd	Mike O'Leary	ND	2.Slashing	03:59 PP
1st	Tory Dello	ND	2.Slashing	16:24 PP	3rd	WRIGHT, Cameron	BGSU	2.Holding	07:43 PP
2nd	Tory Dello	ND	2.Holding	06:59 PP	3rd	ST-JEAN, Trevor	BGSU	2.Tripping	13:28 PP

Win-DOP, Eric (9-4-0). Loss-Cale Morris (5-3-2).

Hockey Game Box Score (Final)

#5 Notre Dame vs #16 Bowling Green (Nov 30, 2019 at Bowling Green, Ohio)

Notre Dame (8-4-2) vs. Bowling Green (10-5-0)
Date: Nov 30, 2019 • Location: Bowling Green, Ohio • Arena: Slater Ice Arena
Attendance: 3382 • Start time: 7:07 pm • End time: 9:37 pm • Total time: 2:30

1st	2nd	3rd	Overtime	Prd	Time	Team	Scored by	Assists	Vis. on ice	Home on ice	Goals by Period				
1	1st	01:15	ND	PP	Mike O'Leary/7	Cam Morrison/10	19,26,4,11,13	3,8,14,25			Team 1 2 3 Tot				
						Nick Leivermann/5					ND 1 1 0 2				
2	1st	14:03	BGSU	PP	LETOURNEAU, Frederic	-	27,20,2,24	8,7,11,16,27			BGSU 2 2 1 5				
3	1st	17:13	BGSU	EV	PITTERS, Adam/1	-	3,17,21,20,6	22,6,14,17,21							
4	2nd	07:16	ND	EV	Trevor Janicke/6	Nick Leivermann/6	27,4,6,19,20	7,10,16,17,27							
						Tory Dello/5									
5	2nd	11:09	BGSU	PP	WRIGHT, Cameron/10	LETOURNEAU, Fred/	17,24,20,2	16,8,11,7,23							
						SCHNEIDER, Taylor/									
6	2nd	18:03	BGSU	EV	CRAGGS, Sam/2	RAUHAUSER, Alec/8	4,6,11,19,26	25,23,7,8,14							
7	3rd	16:13	BGSU	EV	KRUSE, Brandon/2	MUSSER, Carson/4	17,21,24,10	20,28,3,6,14							
TEAM SUMMARY															
#	Notre Dame	G	A	PI	Sh +/-	BI	#	Bowling Green	G	A	PI	Sh +/-	BI		
2	Nate Clurman	0	0	0	1	-1	3	MUSSER, Carson	0	1	0	0	+1	0	
3	Ryan Carmichael	0	0	2	0	-1	4	DALY, Garrett	0	0	0	1	0	1	
4	Nick Leivermann	0	2	0	3	0	6	BARBER, Alex	0	0	0	3	+2	2	
5	Matt Hellickson	0	0	2	1	0	7	LLOYD, TJ	0	0	0	1	0	1	
6	Tory Dello	0	1	2	1	-1	8	LETOURNEAU, Fr	1	1	0	1	+1	0	
10	Cam Burke	0	0	0	0	-1	10	JOHNSON, Max	0	0	0	2	-1	1	
11	Cal Burke	0	0	0	1	-1	11	SCHNEIDER, Tay	0	1	0	3	0	0	
13	Colin Theisen	0	0	2	0	0	14	WELLS, Justin	0	0	0	0	+3	3	
14	Jesse Lansdell	0	0	0	0	0	15	DOUGHERTY, Ev	0	0	2	2	0	2	
15	Michael Graham	0	0	0	2	0	16	WRIGHT, Camer	1	0	0	6	-1	1	
17	Pierce Crawford	0	0	5	-2	0	17	LINKENHELD, Ca	0	0	0	1	0	0	
18	Graham Slaggett	0	0	0	0	0	20	FORD, Connor	0	0	0	3	+1	1	
19	Mike O'Leary	1	0	0	4	0	21	DALTON, Jacob	0	0	0	1	+1	0	
20	Jake Pivonka	0	0	0	1	0	22	PITTERS, Adam	1	0	0	1	+1	0	
21	Max Ellis	0	0	0	3	-2	23	RAUHAUSER, Ale	0	1	2	2	+1	1	
24	Spencer Stastne	0	0	0	2	-1	25	CRAGGS, Sam	1	0	0	1	+1	0	
25	Solag Bakich	0	0	0	0	0	27	THEOCHARIDIS,	0	0	2	2	-1	1	
26	Cam Morrison	0	1	0	1	-1	28	KRUSE, Brandon	1	0	0	5	+1	0	
27	Trevor Janicke	1	0	0	2	+1	29	DANOL, Chase	0	0	0	0	0	0	
32	Cale Morris						32	RICH, Brett							
33	Nick Sanford	dnp					40	ROSE, Zack	dnp						
Totals		2	4	8	27	-10	8	Totals		5	4	6	35	+1	14

GOALTENDERS

#	Notre Dame	Dec	Min	GA	1	2	3	Saves	#	Bowling Green	Dec	Min	GA	1	2	3	Saves
30	Ryan Bischel	L	59:42	5	5	16	9	30	31	DOP, Eric	W	59:42	2	7	8	10	25

PENALTY SUMMARY

Prd	Player	Team	MinOffense	Time	Prd	Player	Team	MinOffense	Time
1st	THEOCHARIDIS, Tim	BGSU	2.Hooking	00:21 PP	1st	Ryan Carmichael	ND	2.Interference	12:53 PP
1st	RAUHAUSER, Alec	BGSU	2.Cross-Checking	01:31 PP	2nd	Colin Theisen	ND	2.Holding	02:07 PP
1st	Matt Hellickson	ND	2.Boarding	04:21 PP	2nd	Tory Dello	ND	2.Cross-Checking	10:00 PP
1st	DOUGHERTY, Evan	BGSU	2.Tripping	07:40 PP					

Win-DOP, Eric (9-4-0). Loss-Ryan Bischel (3-1-0).

Referee's signature

#1 Dylan St. Cyr

Saves

-- 46 (vs. Denver 10/13/17)

Goals Against

5 (2x - vs. Omaha 10/26/17)

Shutouts (2)

-- vs. Alabama Huntsville 10/7/17 (W, 4-0; 34 saves)

-- vs. RPI 12/1/18 (W, 3-0; 33 saves)

#2 Nate Clurman

Goals: n/a

Assists: 2 (at Wisconsin 11/16/19)

Points: 2 (at Wisconsin 11/16/19)

Multi-Point Games: 1

Point Streak: n/a

Most Recent Goal: n/a

#3 Ryan Carmichael

Goals: n/a

Assists: n/a

Points: n/a

Multi-Point Games: n/a

Point Streak: n/a

Most Recent Goal: n/a

#4 Nick Leiverman

Goals: 2 (at Minnesota 11/1/19)

Assists: 2 (at Bowling Green 11/30/19)

Points: 2 (at Minnesota 11/1/19)

Multi-Point Games: 2

Point Streak: 3 games (Oct. 13 - 25.; 0-2-2)

Most Recent Goal: at Michigan State 11/23/19

#5 Matt Hellickson

Goals: 1 (9x - vs. Lake Superior 10/25/19)

Assists: 2 (3x - vs. Michigan 2/12/18)

Points: 3 (at Penn State 12/7/18)

Multi-Point Games: 3

Point Streak: 5 games (Oct. 13 - pres.; 2-3-5)

Most Recent Goal: vs. Lake Superior 10/25/19

#6 Tory Dello

Goals: 1 (4x - vs. Michigan State 1/25/19)

Assists: 2 (4x - Air Force 10/13/19)

Points: 2 (4x - Air Force 10/13/19)

Multi-Point Games: 4

Point Streak: 4 games (Feb. 12-23; 0-5-5)

Most Recent Goal: vs. Michigan State 1/25/19

#8 Matt Steeves

Goals: 1 (4x - vs. Penn State 3/1/19)

Assists: 1 (6x - at Wisconsin 11/16/19)

Points: 1 (10x - at Wisconsin 11/16/19)

Multi-Point Games: N/A

Point Streak: 2 games (twice)

Most Recent Goal: vs. Penn State 3/1/19

#10 Cam Burke

Goals: 1 (6x - at Wisconsin 11/16/19)

Assists: 1 (at Wisconsin 1/18/19)

Points: 1 (7x - at Wisconsin 11/16/19)

Multi-Point Games: n/a

Point Streak: n/a

Most Recent Goal: at Wisconsin 11/16/19

#11 Cal Burke

Goals: 3 (at Wisconsin 12/9/17 & vs. Mercyhurst 10/12/18)

Assists: 3 (2x - vs. Lake Superior 10/25/19)

Points: 5 (at Omaha 10/20/18)

Multi-Point Games: 15

Point Streak: 7 games (Nov. 17, 2018 - Dec. 31, 2018)

Most Recent Goal: vs. Lake Superior 10/26/19

#13 Colin Theisen

Goals: 2 (3x - vs. Air Force 10/13/19)

Assists: 2 (4x - at Michigan State 11/23/19)

Points: 3 (Air Force 10/13/19)

Multi-Point Games: 9

Point Streak: 5 games (Oct. 19- Nov. 3, 2017; 3-4-7)

Most Recent Goal: at Wisconsin 11/16/19

#14 Jesse Lansdell

Goals: 1 (at Wisconsin 11/16/19)

Assists: 1 (3x - at Wisconsin 11/16/19)

Points: 2 (at Wisconsin 11/16/19)

Multi-Point Games: 1

Point Streak: n/a

Most Recent Goal: at Wisconsin 11/16/19

#15 Michael Graham

Goals: 2 (4x - vs. Wisconsin 2/16/18)

Assists: 2 (2x - vs. Air Force 10/11/19)

Points: 4 (vs. Michigan State 1/25/19)

Multi-Point Games: 6

Point Streak: 3 games (Jan. 18-25, 2019; 6-3-9)

Most Recent Goal: at Michigan State 11/22/19

#16 Alex Steeves

Goals: 2 (2x - vs. RPI 11/30/18)

Assists: 1 (8x - vs. Bowling Green 11/29/19)

Points: 3 (Michigan 11/10/18)

Multi-Point Games: 4

Point Streak: 2 (three times)

Most Recent Goal: at Wisconsin 11/16/19

#17 Pierce Crawford

Goals: 1 (3x - vs. Ohio State 11/8/19)

Assists: 1 (3x - vs. Penn State 3/2/19)

Points: 1 (6x - vs. Ohio State 11/8/19)

Multi-Point Games: n/a

Point Streak: 2 games (March 1-2; 0-2-2)

Most Recent Goal: vs. Ohio State 11/8/19

#18 Graham Slaggert

Goals: 1 (4x - vs. Lake Superior 10/25/19)

Assists: 1 (8x - at Minnesota 11/1/19)

Points: 1 (12x - at Minnesota 11/1/19)

Multi-Point Games: n/a

Point Streak: 3 games (Oct. 13 - pres.; 1-2-3)

Most Recent Goal: vs. Michigan State 3/9/19

#19 Mike O'Leary

Goals: 2 (3x - vs. Lake Superior 10/26/19)

Assists: 4 (vs. Michigan State 1/25/19)

Points: 4 (2x - vs. Michigan State 1/25/19)

Multi-Point Games: 9

Point Streak: 5 games (Oct. 11 - pres.)

Most Recent Goal: at Bowling Green 11/30/19

#20 Jake Pivonka

Goals: 1 (6x - vs. Bowling Green 11/29/19)

Assists: 2 (at Michigan 11/10/18)

Points: 2 (2x - vs. Lake Superior 10/26/19)

Multi-Point Games: 2

Point Streak: 4 games (Oct. 13 - .)

Most Recent Goal: vs. Bowling Green 11/29/19

#21 Max Ellis

Goals: n/a

Assists: n/a

Points: n/a

Multi-Point Games: n/a

Point Streak: n/a

Most Recent Goal: n/a

#22 Jack MacNab

Goals: n/a

Assists: n/a

Points: n/a

Multi-Point Games: n/a

Point Streak: n/a

Most Recent Goal: n/a

#24 Spencer Stastney

Goals: 1 (3x - at Minnesota 11/1/19)

Assists: 2 (vs. Lake Superior 10/26/19)

Points: 3 (vs. Lake Superior 10/26/19)

Multi-Point Games: 1

Point Streak: N/A

Most Recent Goal: at Minnesota 11/1/19

#25 Solag Bakich

Goals: 1 (vs. Ohio State 11/8/19)

Assists: n/a

Points: 1 (vs. Ohio State 11/8/19)

Multi-Point Games: n/a

Point Streak: n/a

Most Recent Goal: vs. Ohio State 11/8/19

#26 Cam Morrison

Goals: 2 (2x - vs. Michigan State 2/23/18)
 Assists: 3 (2x - at Minnesota 11/1/19)
 Points: 3 (3x at Minnesota 11/1/19)
 Multi-Point Games: 14
 Point Streak: 5 games (Nov. 27, 2018 - Dec. 8, 2018)
 Most Recent Goal: vs. Bowling Green 11/29/19

#27 Trevor Janicke

Goals: 1 (6x - at Bowling Green 11/30/19)
 Assists: 1 (3x - vs. Ohio State 11/8/19)
 Points: 2 (3x - vs. Ohio State 11/8/19)
 Multi-Point Games: 3
 Point Streak: 4 games (Oct. 26 - Nov. 8, 2019.; 4-3-7)
 Most Recent Goal: at Bowling Green 11/30/19

#28 Christian DiCesare

Goals: n/a
 Assists: n/a
 Points: n/a
 Multi-Point Games: n/a
 Point Streak: n/a
 Most Recent Goal: n/a

#29 Charlie Raith

Goals: 1 (at Minnesota 11/1/19)
 Assists: 1 (vs. Ohio State 11/9/19)
 Points: 1 (2x - vs. Ohio State 11/9/19)
 Multi-Point Games: n/a
 Point Streak: n/a
 Most Recent Goal: at Minnesota 11/1/19

#30 Ryan Bischel

Saves
 -- 33 (vs. Air Force 10/11/19)
Goals Against
 5 (at Bowling Green 11/30/19)
Shutouts (0)

#32 Cale Morris

Saves
 -- 55 (at Penn State 2/3/18)
 -- 49 (vs. Michigan State 1/25/19)
 -- 48 (at Penn State 2/2/18)
 -- 46 (vs. Penn State 3/23/19)
 -- 44 (vs. Minnesota 11/24/17)
 -- 44 (at Penn State 12/7/18)

Goals Against

6 (vs. Mercyhurst 10/12/18)

Shutouts (8)

-- vs. Penn State 11/11/17 (W, 1-0; 33 saves)
 -- at RPI 11/18/17 (W, 1-0; 25 saves)
 -- vs. Minnesota 11/24/17 (W, 1-0; 44 saves)
 -- at Michigan State 12/2/17 (W, 2-0; 23 saves)
 -- vs. Providence 10/13/18 (W, 3-0; 22 saves)
 -- vs. Boston College 12/31/18 (W, 4-0; 20 saves)
 -- vs. Michigan State 3/8/19 (W, 1-0; 27 saves -- B1G QFinals)
 -- vs. Michigan State 3/9/19 (W, 2-0; 28 saves -- B1G QFinals)

Assists (2)

-- at RPI 11/17/17 (W, 4-1)
 -- vs. RPI 11/30/18 (W, 5-1)

#33 Nick Sanford

Saves: n/a
 Goals Against: n/a
 Shutouts: n/a
 Points: n/a

Solag Bakich

Season	GP	G	A	Points	Shots	Shot%	Pen-Min	+/-	PPG	SHG	GWG
2019	8	1	0	1	3	.333	0-0	+2	0	0	0
TOTAL	8	1	0	1	3	.333	0-0	+2	0	0	0

Ryan Bischel

Season	GP	G	A	Points	Shots	Shot%	Pen-Min	+/-	PPG	SHG	GWG
2019	5	0	0	0	-	-	0-0	0	0	0	0
TOTAL	5	0	0	0	-	-	0-0	0	0	0	0

Goalie	GP-GS	Minutes	GA	GAAvg	Saves	Save%	W	L	T	Sho	PPG	SHG
2019	5-4	259:25	12	2.78	118	.908	3	1	0	0.0	3	0
TOTAL	5-4	259:25	12	2.78	118	.908	3	1	0	0.0	3	0

Cal Burke

Season	GP	G	A	Points	Shots	Shot%	Pen-Min	+/-	PPG	SHG	GWG
2016	35	3	8	11	69	.043	4-8	+3	0	0	1
2017	38	14	12	26	99	.141	3-17	+3	1	0	3
2018	35	12	18	30	112	.107	4-8	+10	5	1	3
2019	14	4	10	14	39	.103	1-2	+3	1	0	1
TOTAL	122	33	48	81	319	.103	12-35	+19	7	1	8

Cam Burke

Season	GP	G	A	Points	Shots	Shot%	Pen-Min	+/-	PPG	SHG	GWG
2018	31	4	1	5	31	.129	6-23	-3	0	0	1
2019	14	2	0	2	14	.143	1-2	-4	0	0	1
TOTAL	45	6	1	7	45	.133	7-25	-7	0	0	2

Nate Clurman

Season	GP	G	A	Points	Shots	Shot%	Pen-Min	+/-	PPG	SHG	GWG
2018	38	0	3	3	27	.000	4-8	+5	0	0	0
2019	14	0	5	5	22	.000	1-2	+8	0	0	0
TOTAL	52	0	8	8	49	.000	5-10	+13	0	0	0

Pierce Crawford

Season	GP	G	A	Points	Shots	Shot%	Pen-Min	+/-	PPG	SHG	GWG
2017	8	0	0	0	2	.000	2-4	-1	0	0	0
2018	33	2	3	5	16	.125	1-2	-3	0	1	1
2019	14	1	0	1	15	.067	5-10	-5	0	0	1
TOTAL	55	3	3	6	33	.091	8-16	-9	0	1	2

Dylan St. Cyr

Season	GP	G	A	Points	Shots	Shot%	Pen-Min	+/-	PPG	SHG	GWG
2017	5	0	0	0	-	-	0-0	0	0	0	0
2018	6	0	0	0	-	-	0-0	0	0	0	0
TOTAL	11	0	0	0	-	-	0-0	0	0	0	0

Goalie	GP-GS	Minutes	GA	GAAvg	Saves	Save%	W	L	T	Sho	PPG	SHG
2017	5-4	235:11	12	3.06	133	.917	1	2	1	1.0	1	0
2018	6-5	326:57	11	2.02	157	.935	4	1	0	1.0	5	0
TOTAL	11-9	562:08	23	2.45	290	.927	5	3	1	2.0	6	0

Tory Dello

Season	GP	G	A	Points	Shots	Shot%	Pen-Min	+/-	PPG	SHG	GWG
2016	39	1	11	12	80	.013	23-65	+5	0	0	0
2017	38	1	1	2	28	.036	9-18	+3	0	0	0
2018	39	2	11	13	63	.032	12-24	+12	0	0	1
2019	14	0	5	5	19	.000	4-8	-4	0	0	0
TOTAL	130	4	28	32	190	.021	48-115	+16	0	0	1

Season	GP	G	A	Points	Shots	Shot%	Pen-Min	+/-	PPG	SHG	GWG
2019	1	0	0	0	3	.000	0-0	-2	0	0	0
TOTAL	1	0	0	0	3	.000	0-0	-2	0	0	0

Michael Graham

Season	GP	G	A	Points	Shots	Shot%	Pen-Min	+/-	PPG	SHG	GWG
2018	38	12	10	22	68	.176	5-10	+3	8	0	1
2019	7	1	2	3	9	.111	0-0	+2	0	0	0
TOTAL	45	13	12	25	77	.169	5-10	+5	8	0	1

Matt Hellickson

Season	GP	G	A	Points	Shots	Shot%	Pen-Min	+/-	PPG	SHG	GWG
2017	40	3	9	12	49	.061	6-12	+4	3	0	1
2018	39	4	12	16	59	.068	8-16	+6	2	0	1
2019	14	2	3	5	17	.118	4-8	-7	2	0	2
TOTAL	93	9	24	33	125	.072	18-36	+3	7	0	4

Trevor Janicke

Season	GP	G	A	Points	Shots	Shot%	Pen-Min	+/-	PPG	SHG	GWG
2019	14	6	3	9	32	.188	1-2	+4	0	0	0
TOTAL	14	6	3	9	32	.188	1-2	+4	0	0	0

Jesse Lansdell

Season	GP	G	A	Points	Shots	Shot%	Pen-Min	+/-	PPG	SHG	GWG
2019	14	1	3	4	7	.143	4-19	-1	0	0	0
TOTAL	14	1	3	4	7	.143	4-19	-1	0	0	0

Nick Leivermann

Season	GP	G	A	Points	Shots	Shot%	Pen-Min	+/-	PPG	SHG	GWG
2018	22	1	1	2	14	.071	0-0	-1	0	0	0
2019	14	3	6	9	35	.086	3-6	+1	2	0	0
TOTAL	36	4	7	11	49	.082	3-6	0	2	0	0

Jack MacNab

Cale Morris

Season	GP	G	A	Points	Shots	Shot%	Pen-Min	+/-	PPG	SHG	GWG
2016	1	0	0	0	-	-	0-0	0	0	0	0
2017	37	0	1	1	-	-	1-2	0	0	0	0
2018	34	0	1	1	-	-	0-0	0	0	0	0
2019	10	0	0	0	-	-	0-0	0	0	0	0
TOTAL	82	0	2	2	-	-	1-2	0	0	0	0

Goalie	GP-GS	Minutes	GA	GAAvg	Saves	Save%	W	L	T	Sho	PPG	SHG
2016	1-0	19:43	1	3.04	7	.875	0	0	0	0.0	0	0
2017	37-36	2192:43	71	1.94	1202	.944	27	8	1	4.0	12	2
2018	34-34	2028:47	73	2.16	981	.931	19	12	3	4.0	15	3
2019	10-10	592:43	26	2.63	249	.905	5	3	2	0.0	5	0
TOTAL	82-80	4833:56	171	2.12	2439	.934	51	23	6	8.0	32	5

Cam Morrison

Season	GP	G	A	Points	Shots	Shot%	Pen-Min	+/-	PPG	SHG	GWG
2016	40	12	12	24	83	.145	6-12	+5	5	0	1
2017	40	8	15	23	91	.088	6-12	-11	1	0	3
2018	31	11	10	21	79	.139	6-12	-2	1	0	3
2019	14	3	10	13	31	.097	0-0	+8	1	0	0
TOTAL	125	34	47	81	284	.120	18-36	0	8	0	7

Mike O'Leary

Season	GP	G	A	Points	Shots	Shot%	Pen-Min	+/-	PPG	SHG	GWG
2016	37	2	2	4	22	.091	16-40	+1	0	0	0
2017	38	3	6	9	39	.077	12-24	+4	0	0	0
2018	38	6	15	21	60	.100	9-18	+5	2	0	4
2019	14	7	9	16	37	.189	4-8	+2	3	0	1
TOTAL	127	18	32	50	158	.114	41-90	+12	5	0	5

Jake Pivonka

Season	GP	G	A	Points	Shots	Shot%	Pen-Min	+/-	PPG	SHG	GWG
2018	39	2	8	10	58	.034	7-25	+2	0	0	2
2019	14	4	4	8	19	.211	4-8	+7	0	0	0
TOTAL	53	6	12	18	77	.078	11-33	+9	0	0	2

Charlie Raith

Season	GP	G	A	Points	Shots	Shot%	Pen-Min	+/-	PPG	SHG	GWG
2019	13	1	1	2	12	.083	0-0	+2	0	0	1
TOTAL	13	1	1	2	-	-	0-0	+2	0	0	1

Nick Sanford

Graham Slaggert

Season	GP	G	A	Points	Shots	Shot%	Pen-Min	+/-	PPG	SHG	GWG
2018	39	3	6	9	46	.065	9-18	0	0	1	0
2019	14	1	3	4	21	.048	2-4	-1	0	0	0
TOTAL	53	4	9	13	67	.060	11-22	-1	0	1	0

Spencer Stastney

Season	GP	G	A	Points	Shots	Shot%	Pen-Min	+/-	PPG	SHG	GWG
2018	39	1	3	4	30	.033	4-8	+1	0	0	0
2019	14	2	6	8	12	.167	1-2	+5	0	0	0
TOTAL	53	3	9	12	42	.071	5-10	+6	0	0	0

Alex Steeves

Season	GP	G	A	Points	Shots	Shot%	Pen-Min	+/-	PPG	SHG	GWG
2018	38	7	2	9	78	.090	5-10	0	0	0	0
2019	13	2	6	8	33	.061	2-4	+1	0	0	1
TOTAL	51	9	8	17	111	.081	7-14	+1	0	0	1

Matt Steeves

Season	GP	G	A	Points	Shots	Shot%	Pen-Min	+/-	PPG	SHG	GWG
2017	13	1	0	1	14	.071	5-10	-2	0	0	0
2018	33	3	3	6	32	.094	5-10	0	0	0	1
2019	12	0	3	3	6	.000	2-4	-1	0	0	0
TOTAL	58	4	6	10	52	.077	12-24	-3	0	0	1

Colin Theisen

Season	GP	G	A	Points	Shots	Shot%	Pen-Min	+/-	PPG	SHG	GWG
2017	40	6	13	19	83	.072	11-22	+5	1	0	0
2018	39	11	9	20	93	.118	4-8	+6	4	0	1
2019	14	4	7	11	47	.085	4-8	+1	1	0	0
TOTAL	93	21	29	50	223	.094	19-38	+12	6	0	1



DYLAN ST. CYR

Jr., Goaltender
Northville, MI



NATE CLURMAN

So., Defenseman
Boulder, CO



RYAN CARMICHAEL

Fr., Defenseman
Greenwich, CT



NICK LEIVERMANN

So., Defenseman
Eden Prairie, MN




MATT HELLYCKSON

Jr., Defenseman
Rogers, MN



TORY DELLO

Sr., Defenseman
Crystal Lake, IL



MATT STEEVES

Jr., Forward
Eden Prairie, MN



CAM BURKE

So., Forward
Boxborough, MA



CAL BURKE

Sr., Forward
Boxborough, MA



COLIN THEISEN

Jr., Forward
Monroe, MI




JESSE LANSDELL

Fr., Forward
Surrey, British Columbia



MICHAEL GRAHAM

So., Forward
Eden Prairie, MN



ALEX STEEVES

So., Forward
Eden Prairie, MN



PIERCE CRAWFORD

Jr., Forward
Park Ridge, IL



GRAHAM SLAGGERT

So., Forward
South Bend, IN



MIKE O'LEARY

Sr., Forward
Halifax, Nova Scotia



JAKE PIVONKA

So., Forward
Naperville, IL



MAX ELLIS

Fr., Forward
Canton, MI



JACK MACNAB

Fr., Forward
Indianapolis, IN



SPENCER STASTNEY

So., Defenseman
Mequon, WI



SOLAG BAKICH

Fr., Forward
Dallas, TX



CAM MORRISON

Sr., Forward
Aurora, Ontario



TREVOR JANICKE

Fr., Forward
Maple Grove, MN




CHRISTIAN DICESARE

Fr., Defenseman
Morristown, NJ



CHARLIE RAITH

So., Defenseman
Winnetka, IL



RYAN BISCHSEL

Fr., Goaltender
Medina, MN



CALE MORRIS

Sr., Goaltender
Larkspur, CO



NICK SANFORD

Jr., Goaltender
Morristown, NJ



JEFF JACKSON

Head Coach



PAUL POOLEY

Associate Head Coach



ANDY SLAGGERT

Associate Head Coach



NICK SIERGIEJ

Coordinator of
Hockey Operations



RON GROVE

Equipment Specialist



KEVIN RICKS

Athletic Trainer



TONY ROLINSKI

Strength and
Conditioning Coach



KYLE LAWSON

Volunteer
Assistant Coach



JACK CEGLARSKI

Hockey Operation Intern



**REV. JOHN CONLEY,
C.S.C.**

Team Chaplain