



2011-12 NOTRE DAME MEN'S BASKETBALL

ATHLETICS MEDIA RELATIONS:
MEDIA RELATIONS CONTACTS:

Joyce Center
Bernadette Cafarelli
Sean Carroll

Room 112
o: (574) 631-8458
o: (574) 631-2664

Notre Dame, IN 46556
c: (574) 532-0249
c: (574) 340-2177

Fax: (574) 631-7941
cafarelli.1@nd.edu
carroll.64@nd.edu

2011-12 Schedule

Date	Opponent	Time
11/1	ST. XAVIER (Exhibition)	W, 90-72
11/7	STONEHILL (Exhibition)	W, 92-70
11/12	MISSISSIPPI VALLEY STATE	W, 80-67
11/14	DETROIT^ (ESPNU)	9:00 p.m.
11/16	SAM HOUSTON STATE@	7:30 p.m.
11/18	DELAWARE STATE	9:00 p.m.
11/21	vs. Missouri@ (ESPN2)	7:30 p.m.
11/22	vs. California/Georgia# (ESPN2/ESPNU)	7:45/10 p.m.
11/27	BRYANT	2:00 p.m.
11/30	at Gonzaga (ESPN2)	11:15 p.m.
12/4	vs. Maryland\$	4:45 p.m.
12/8	MAINE	7:30 p.m.
12/10	DARTMOUTH	7:30 p.m.
12/17	vs. Indiana% (ESPN2)	4:30 p.m.
12/19	SACRED HEART	7:30 p.m.
12/27	PITTSBURGH* (ESPN2)	7:00 p.m.
1/4	at Cincinnati*	7:00 p.m.
1/7	at Louisville* (ESPNU)	4:00 p.m.
1/10	USF*	7:00 p.m.
1/14	CONNECTICUT* (ESPN2)	11:00 a.m.
1/16	at Rutgers* (ESPNU)	9:00 p.m.
1/21	SYRACUSE* (ESPN)	6:00 p.m.
1/25	at Seton Hall*	8:00 p.m.
1/29	at Connecticut*	Noon
2/4	MARQUETTE* (CBS)	1:00 p.m.
2/8	at West Virginia* (ESPNU)	9:00 p.m.
2/11	DEPAUL*	Noon
2/15	RUTGERS* (ESPNU)	7:00 p.m.
2/18	at Villanova* (ESPNU)	9:00 p.m.
2/22	WEST VIRGINIA* (ESPN2)	7:00 p.m.
2/25	at St. John's* (ESPN)	Noon
2/27	at Georgetown* (ESPN)	7:00 p.m.
3/2	PROVIDENCE*	7:00 p.m.
BIG EAST CHAMPIONSHIP		
<i>(Madison Square Garden; New York, N.Y.)</i>		
3/6	First Round	
3/7	Second Round	
3/8	Quarterfinals	
3/9	Semifinals	
3/10	Final	
NCAA CHAMPIONSHIP		
3/13-14	First Round (Dayton, Ohio)	
3/15-18	Second & Third Rounds (various locations)	
3/22-25	Regional Rounds (various locations)	
3/31	Final Four - Semifinals (New Orleans, La.)	
4/2	Final Four - Final (New Orleans, La.)	

^ - CBE Classic (Regional Rounds)
 @ - CBE Classic - Kansas City, Mo. (Semifinals)
 # - CBE Classic - Kansas City, Mo. (Championship/Consolation)
 \$ - BB&T Classic - Washington, D.C.
 % - Crossroads Classic - Indianapolis, Ind.
 * - BIG EAST Conference Game
 Home events in **BOLD CAPS**
 All times Eastern

Detroit vs. Notre Dame
Progressive CBE Classic
Regional Round
Nov. 14, 2011 • 9:00 p.m. (ET)
Purcell Pavilion at the Joyce Center (9,149)
Notre Dame, Ind.



DETROIT
Titans

1-0, 0-0 Horizon League
H: 1-0; A: 0-0; N: 0-0



NOTRE DAME
Fighting Irish

1-0, 0-0 BIG EAST
H: 1-0; A: 0-0; N: 0-0

Notre Dame Leads Series 40-12

TV:
ESPNU
Jim Barbar (play-by-play)
LaPhonso Ellis (analyst)

Radio:
Affiliate listings on Pg. 5
Broadcast on UND.com
Jack Nolan (play-by-play)
Jordan Cornette (analyst)

Live Stats:
GameTracker (UND.com)

Live Blog:
UND.com/blog

IRISH OPEN CBE CLASSIC PLAY AGAINST DETROIT

- Notre Dame (1-0) will play host to Detroit (1-0) on Monday in the regional round of the Progressive CBE Classic. Tip-off between the Fighting Irish and Titans is slated for 9:00 p.m. (ET) inside Purcell Pavilion at the Joyce Center.
- The game will be aired live on ESPNU. Jim Barbar will handle play-by-play duties, while LaPhonso Ellis will serve as the analyst. Jack Nolan (play-by-play) and Jordan Cornette (analyst) will call the action on radio (affiliate listings on Pg. 5) and their broadcast can also be heard on UND.com.
- Notre Dame opened the 2011-12 campaign on Saturday with an 80-67 home win over Mississippi Valley State. That upped Notre Dame's home win streak to 20 games.
- Monday will be the 53rd meeting all-time between Notre Dame and Detroit, but the first encounter since the 1992-93 season. The Fighting Irish lead the series, 40-12.
- Detroit opened its season on Friday with a 95-57 victory over Lake Erie. The Titans are a member of the Horizon League. Detroit is the first current Horizon League member Notre Dame has faced since the 2007-08 campaign when the Irish captured an 87-75 home victory over Youngstown State.

CBE CLASSIC

- Notre Dame is serving as one of four regional-round hosts for the 2011 CBE Classic. The Irish will play host to Sam Houston State on Wednesday (7:30 p.m. ET) in their final regional-round contest.

NOTRE DAME PROBABLE STARTING LINEUP

No.	Player	Pos.	Ht.	Wt.	Yr.	PPG	RPG	APG
0	Eric Atkins	G	6-1	182	So.	27.0	4.0	6.0
22	Jerian Grant	G	6-5	195	So.	11.0	2.0	5.0
32	Joey Brooks	G	6-6	220	Jr.	9.0	4.0	3.0
14	Scott Martin	G	6-8	222	Sr.	15.0	5.0	2.0
45	Jack Cooley	F	6-9	248	Jr.	3.0	10.0	1.0

NOTRE DAME 2011-12 ROSTER

No.	Player	Pos	Ht.	Wt.	Yr.	Hometown/High School
0	Eric Atkins	G	6-1	182	So.	Columbia, Md./Mount Saint Joseph
4	Patrick Crowley	G	6-3	190	So.	Los Gatos, Calif./St. Francis
11	Garrick Sherman*	C	6-10	251	Jr.	Kenton, Ohio/Kenton/Michigan State
12	Alex Dragicevich	G	6-7	221	So.	Northbrook, Ill./Glenbrook North
14	Scott Martin	G	6-8	222	Sr.	Valparaiso, Ind./Valparaiso
21	Tim Abromaitis	F	6-8	236	GS	Unionville, Conn./Farmington
22	Jerian Grant	G	6-5	195	So.	Bowie, Md./DeMatha
24	Pat Connaughton	G/F	6-5	206	Fr.	Arlington, Mass./St. John's Prep
25	Tom Knight	F	6-9	250	Jr.	Dixfield, Maine/Dirigo
32	Joey Brooks	G	6-6	220	Jr.	Houston, Texas/Strake Jesuit College Prep
33	Mike Broghammer	F	6-9	265	Jr.	Orono, Minn./Hopkins
45	Jack Cooley	F	6-9	248	Jr.	Glenview, Ill./Glenbrook South

* - will have to sit out the entire 2011-12 season due to NCAA transfer rules

Alphabetical Roster

21	Tim Abromaitis	GS/F
0	Eric Atkins	So./G
33	Mike Broghammer	Jr./F
32	Joey Brooks	Jr./G
24	Pat Connaughton	Fr./G/F
45	Jack Cooley	Jr./F
4	Patrick Crowley	So./G
12	Alex Dragicevich	So./G
22	Jerian Grant	So./G
25	Tom Knight	Jr./F
14	Scott Martin	Sr./G
11	Garrick Sherman	Jr./C

Head Coach: Mike Brey (George Washington '82)
Assistant Coach: Anthony Solomon (Virginia '87)
Assistant Coach: Rod Balanis (Georgia Tech '93)
Assistant Coach: Martin Ingelsby (Notre Dame '01)
Coordinator of Basketball Operations: Harold Swanagan (Notre Dame '02)
Athletic Trainer: Skip Meyer (Central Connecticut State '74)

Pronunciation Guide

Tim Abromaitis ab-row-MY-tis
 Pat Connaughton Con-UH-tin
 Jack Cooley COOL-ee
 Mike Broghammer BROGE-hammer
 Alex Dragicevich Drag-ee-vich
 Jerian Grant JARE-in

Series vs. Detroit

Notre Dame leads 40-12

Home: 18-4, Away: 22-8, Neutral: 0-0

Date	Site	Result
2-8-12	Notre Dame, IN	W, 32-19
2-21-12	Detroit, MI	W, 28-19
2-14-20	Notre Dame, IN	W, 29-26
1-15-26	Detroit, MI	W, 31-14
1-30-26	Notre Dame, IN (ot)	W, 31-26
1-8-27	Notre Dame, IN	W, 41-24
2-22-27	Detroit, MI	W, 24-23
1-5-29	Notre Dame, IN	W, 49-14
2-23-29	Detroit, MI	W, 19-16
2-3-34	Detroit, MI	W, 36-17
1-21-35	Detroit, MI	W, 41-28
3-10-36	Detroit, MI	W, 51-28
3-12-37	Detroit, MI	W, 36-18
3-11-38	Detroit, MI	W, 45-31
3-7-39	Detroit, MI	W, 48-42
3-9-40	Detroit, MI	W, 47-40
3-12-41	Detroit, MI	W, 56-42
3-12-42	Detroit, MI	W, 43-41
3-12-43	Notre Dame, IN	W, 52-43
3-6-45	Notre Dame, IN	W, 87-43
3-2-46	Detroit, MI	W, 66-39
1-18-47	Detroit, MI	W, 81-40
2-5-48	Detroit, MI	W, 55-30
12-10-53	Notre Dame, IN	W, 72-45
12-1-55	Detroit, MI	L, 71-77
2-20-57	Notre Dame, IN	W, 99-88
3-1-58	Detroit, MI	W, 102-96
1-10-59	Notre Dame, IN	W, 73-62
1-9-60	Notre Dame, IN	W, 75-63
1-19-60	Detroit, MI	L, 61-68
1-14-61	Notre Dame, IN	W, 66-62
2-11-61	Detroit, MI	L, 71-82
1-13-62	Notre Dame, IN	W, 77-59
2-17-62	Detroit, MI	L, 87-105
1-12-63	Notre Dame, IN	W, 105-70
2-23-63	Detroit, MI	W, 83-79
1-13-64	Notre Dame, IN (ot)	L, 104-114
2-8-64	Detroit, MI	L, 89-100
12-10-64	Notre Dame, IN	W, 107-86
2-6-65	Detroit, MI	L, 74-77
1-13-66	Notre Dame, IN	L, 84-97
2-12-66	Detroit, MI	W, 76-67
12-7-66	Notre Dame, IN	L, 73-74
1-21-67	Detroit, MI	W, 76-71
1-10-68	Notre Dame, IN	W, 83-63
2-3-68	Detroit, MI	L, 79-82
1-15-69	Notre Dame, IN	W, 84-77
2-8-69	Detroit, MI	W, 79-72
2-14-70	Detroit, MI (ot)	W, 95-93
1-14-71	Notre Dame, IN	W, 93-79
2-4-92	Notre Dame, IN	L, 70-72
1-6-93	Detroit, MI	L, 59-83

*-Game played at South Bend YMCA

- The championship rounds will be held at the Sprint Center in Kansas City, Mo. The Fighting Irish are slated to play Missouri in the semifinals on Nov. 21. Notre Dame will face either California or Georgia in the championship/consolation game on Nov. 22.
- Missouri, California and Georgia join Notre Dame as regional-round hosts for the CBE Classic. Each of the four regional-round hosts will play two games on campus before advancing to the championship rounds in Kansas City, Mo.
- Joining Missouri, Notre Dame, Cal and Georgia in the 2011 CBE Classic are Austin Peay, Bowling Green, Detroit, George Washington, Mercer, Niagara, Sam Houston State and South Dakota State. Bowling Green and Mercer will serve as subregional round hosts for games played Nov. 21-23.
- Notre Dame was the runner-up in the 2002 event when it was called the Guardians Classic. The Irish topped Belmont (76-48) and IUPUI (89-45) at home before traveling to Kansas City's Municipal Auditorium for the semifinals and final. Notre Dame bested Furman (75-50) in the semifinals before falling to Creighton (80-75) in the title game.

OFF TO A GOOD START

- Saturday's 80-67 win over Mississippi Valley State upped Notre Dame's record to 89-18 (.832) all-time in season openers. The Irish have won 13 straight season openers, including all 12 during the Mike Brey era.
- Since the opening of Purcell Pavilion (formerly the Joyce Center), Notre Dame teams are 38-6 (.864) in season openers at home. The last time Notre Dame lost a season opener at home was against Miami of Ohio (76-65) on November 13, 1998.

NO SOPHOMORE SLUMP FOR ATKINS

- Sophomore point guard **Eric Atkins** scored a career-high 27 points in the season-opening victory over Mississippi Valley State.
- Atkins was 6-of-7 from the field, including 3-3 from three-point range, and 12-of-12 from the free-throw line. Both the three-point and free-throw totals were career-high figures.
- Atkins' perfect day from the charity stripe marked the most makes without a miss for an Irish player since Tim Abromaitis also went 12-of-12 against Seton Hall on Feb. 11, 2010.

Notre Dame's record in 2011-12 when ...

Played at the Purcell Pavilion.....	1-0
Played on the road.....	0-0
Played at a neutral site.....	0-0
BIG EAST Conference record (all games)	0-0
Non-conference record	1-0
Leading at halftime.....	1-0
Trailing at halftime.....	0-0
Tied at halftime.....	0-0
Playing an overtime game.....	0-0
Shoots .500 or better	0-0
Shoots .500 or less.....	1-0
Opponents shoots .500 or less.....	1-0
Shoots better than opponent.....	0-0
Shoots worse than opponent.....	0-0
Shoots same as opponent	1-0
Makes more free throws than opponent.....	1-0
Makes less free throws than opponent	0-0
Same number of free throws	0-0
Outrebounded opponents	1-0
Outrebounded by opponent	0-0
Same number of rebounds.....	0-0
Has more turnovers than opponent.....	0-0
Has fewer turnovers than opponent	1-0
Has same number of turnovers	0-0
Bench outscores opponent's bench.....	1-0
Outscored by opponent's bench	0-0
Bench points are the same.....	0-0
Plays a ranked opponent.....	0-0
Makes 10 or more three-pointers	0-0
No Notre Dame player fouls out.....	1-0
One Notre Dame player fouls out.....	0-0
Two or more Notre Dame players foul out.....	0-0
Wears White Uniforms	1-0
Wears Blue Uniforms	0-0
Wears Gold Uniforms.....	0-0
Wears Black Uniforms.....	0-0
Plays in an In-Season Tournament.....	0-0
Plays on Television	0-0
Plays in November	1-0
Plays in December	0-0
Plays in January	0-0
Plays in February	0-0
Plays in March.....	0-0
Plays in Day Games.....	1-0
Plays in Night Games	0-0
Plays on Sundays.....	0-0
Plays on Mondays.....	0-0
Plays on Tuesdays.....	0-0
Plays on Wednesdays	0-0
Plays on Thursdays.....	0-0
Plays on Fridays.....	0-0
Plays on Saturdays	1-0
Final Margin is 5 points or less	0-0
Final Margin is 6-10 points	0-0
Final Margin is 11-20 points	1-0
Final Margin is 20-plus points.....	0-0
Has a player score 20-plus points	1-0
Has a player score 30-plus points	0-0
Scores 59 points or less	0-0
Scores 60-69 points.....	0-0
Scores 70-79 points.....	0-0
Scores 80-89 points.....	1-0
Scores 90-plus points.....	0-0

COOLEY CRASHING THE BOARDS

• Junior forward **Jack Cooley** grabbed a career-high 10 rebounds against Mississippi Valley State in the season opener. His previous high was eight on two occasions.

FIRST-TIME STARTERS

• **Jack Cooley** (Jr./F), **Joey Brooks** (Jr./G) and **Jerian Grant** (So./G) all made their first career starts in the season opener versus Mississippi Valley State. It was the first regular-season game action for Grant, who sat out last season. He finished with 11 points and five assists against the Delta Devils

BUSY BEGINNING

• Saturday's season opener against Mississippi Valley State was the first of eight games in an 18-day span for the Fighting Irish. The stretch will end with a road test at Gonzaga on Nov. 30.

ABSENCE OF ABRO

• Forward **Tim Abromaitis** will miss the first four games of the regular season due to a misunderstanding in the technicality of an NCAA rule governing seasons of competition that dates back to the 2008-09 campaign.

• In his sophomore year ('08-'09), Abromaitis played in Notre Dame's first two exhibition games against Briar Cliff (Oct. 31) and Stonehill (Nov. 9) and then was withheld from competition for the remainder of the season in order to preserve an extra year of eligibility. Under NCAA rules, and specifically Bylaw 14.2.3.1.3, freshman student-athletes are allowed to participate in preseason exhibition contests and still preserve the entire year of eligibility. The Bylaw, however, does not provide the same exception for returning student-athletes in their sophomore, junior and senior seasons. Therefore, Abromaitis technically used a season of eligibility when he participated in those two preseason exhibition contests during that year.

• Abromaitis' fifth year of eligibility has been preserved for this season due to an NCAA waiver that took into consideration the Notre Dame men's basketball coaching staff's misunderstanding of the rule and on the condition that he be withheld from the first four regular-season games.

• Saturday's season opener was the first game Abromaitis missed since he sat out the 2008-09 campaign. He had played in 69 straight contests.

107 YEARS AND STRONG

• The 2011-12 campaign marks the 107th season of basketball at Notre Dame and the 17th season as a member of the BIG EAST Conference. Notre Dame teams have posted an all-time record of 1702-927 for a .647 winning percentage. In 15 seasons as a member of the BIG EAST, the Irish own a 147-125 (.540) record in conference regular-season play.

ABROMAITIS EARNS PRESEASON ACCOLADES

• Notre Dame forward **Tim Abromaitis** has been selected to the preseason watch lists for both the John R. Wooden Award and the Naismith Trophy. Both awards are presented annually to the national player of the year. Fifty student-athletes appear on both watch lists.

• Abromaitis was named to the six-man preseason All-BIG EAST First Team.

• The Fighting Irish forward also is one of 30 candidates up for the Lowe's Senior CLASS Award.

SOLID SCHEDULE

• Eight teams on Notre Dame's 2011-12 schedule are ranked in the Associated Press top-25 preseason poll. Six of the squads - #4 Connecticut, #5 Syracuse, #9 Louisville, #10 Pittsburgh, #21 Cincinnati and #22 Marquette - are BIG EAST foes, while the Fighting Irish will face #23 Gonzaga and #25 Missouri in non-conference action. The Irish will face fourth-ranked UConn twice during the regular season. Notre Dame could also face #24 California in the CBE Classic.

BACK TO THE BB&T

• Notre Dame will meet Maryland on Dec. 4 in the BB&T Classic at the Verizon Center in Washington, D.C. The Fighting Irish will be making their third appearance in the event, which is held annually in the nation's capital. Each of the last two meetings between Notre Dame and Maryland has occurred at the BB&T Classic. Notre Dame topped Maryland 79-67 during the 2002 event and the Irish bested the Terrapins again, 81-74, in the 2006 BB&T Classic.

Number of Games Led Irish in This Season/Career (Career figure in parenthesis)

Tim Abromaitis

Points	-- (16)
Rebounds	-- (14)
Assists	-- (4)
Blocks	-- (7)
Steals	-- (14)

Eric Atkins

Points	1 (3)
Assists	1 (11)
Steals	-- (9)

Mike Broghammer

Blocks	1 (3)
Steals	-- (1)

Joey Brooks

Rebounds	-- (1)
Steals	-- (4)

Jack Cooley

Points	-- (1)
Rebounds	1 (2)
Blocks	1 (11)
Steals	-- (2)

Jerian Grant

Steals	1 (1)
--------	-------

Scott Martin

Points	-- (1)
Rebounds	-- (5)
Assists	-- (1)
Blocks	-- (3)
Steals	-- (4)

Number of Games This Season With ...

(Career figure in parenthesis)

Double-Figure Points

Tim Abromaitis	-- (57)
Scott Martin	1 (33, 20 at ND)
Eric Atkins	1 (8)
Jerian Grant	1 (1)
Jack Cooley	-- (4)
Joey Brooks	-- (1)

30-Plus Points

Tim Abromaitis	-- (3)
----------------	--------

20-Plus Points

Tim Abromaitis	-- (21)
Eric Atkins	1 (1)
Scott Martin	-- (1, 1 at ND)

10-Plus Rebounds

Tim Abromaitis	-- (4)
Jack Cooley	1 (1)
Scott Martin	-- (1, 1 at ND)

Double-Doubles

Tim Abromaitis	-- (3)
Scott Martin	-- (1, 1 at ND)

Free-Throw Shooting in Final Five Minutes and Overtime This Season:

Tim Abromaitis	0-0 (.000)
Eric Atkins	0-0 (.000)
Mike Broghammer	0-0 (.000)
Joey Brooks	1-2 (.500)
Pat Connaughton	2-2 (1.000)
Jack Cooley	2-2 (1.000)
Patrick Crowley	0-0 (.000)
Alex Dragicevich	3-4 (.750)
Jerian Grant	0-0 (.000)
Tom Knight	0-0 (.000)
Scott Martin	0-0 (.000)
Total	8-10 (.800)
Opponents	0-2 (.000)

CROSSROADS CLASSIC

• Notre Dame will battle in-state rival Indiana in the inaugural Crossroads Classic at Consecro Fieldhouse in Indianapolis, Ind. The game between the Irish and the Hoosiers is part of a doubleheader on Saturday, Dec. 17. Purdue and Butler meet in the first game at 2:00 p.m. (ET) followed by Notre Dame and Indiana at 4:30 p.m. (ET).

LIGHTS, CAMERA, ACTION

• Notre Dame will have 17 television appearances during the 2011-12 season. The Irish will appear on ESPN's family of networks 16 times in addition to being on CBS once.

DOUBLE-DUTY

• Freshman guard/forward **Pat Connaughton** also is a pitcher on the Fighting Irish baseball team. Connaughton is the 66th Notre Dame student-athlete to compete in both basketball and baseball and the first to do so since Tom Hansen during the 1973-74 academic year.

IRISH CAPTAINS

• **Tim Abromaitis** and **Scott Martin** will captain the Fighting Irish during the 2011-12 season. Abromaitis is the 19th player in program history to serve as a two-time team captain.

HOME SWEET HOME

- The Fighting Irish currently have a 20-game home win streak
- The Fighting Irish concluded their 2010-11 home slate with a perfect 17-0 mark. It's the third undefeated season at Purcell Pavilion at the Joyce Center in the last five years and the fifth overall for Notre Dame since the building opened at the start of the 1968-69 campaign. The other perfect home seasons occurred in: 1973-74 (15-0), 1985-86 (15-0), 2006-07 (18-0) and 2007-08 (17-0).
- Notre Dame is the only BIG EAST team that did not lose at home in 2010-11.
- Over the course of the last five seasons, Notre Dame is the only school nationally to go undefeated at home in three seasons (Duke and Kansas have done it twice), while its 84-6 record at home for a .933 winning percentage is the sixth best among NCAA Division I schools. The Irish also own the best record among all BIG EAST teams in regular-season conference home games over the same time span with a sterling 39-5 record for an .886 winning percentage.
- See page 8 of this notes packet for more information

409 AND COUNTING

• Notre Dame has made at least one three-pointer in 409 straight contests dating back to the 1998-99 campaign. The Fighting Irish have made at least one three pointer during every game of the Mike Brey era. The last time an Irish team failed to hit a three-pointer in a game was in a 101-70 loss to Connecticut at the Hartford Civic Center on Jan. 12, 1999. Notre Dame finished 0-7 from beyond the arc in that contest. In 2008-09, the Irish set a single-season three-point record with 319.

UNPRECEDENTED SUCCESS

- Last season's 27 wins (27-7) were the most in the modern era of Fighting Irish basketball. Notre Dame's highest win total ever was 33 (33-7) in 1908-09.
- The 14 regular-season BIG EAST victories in 2010-11 tied the program standard. The Fighting Irish went 14-4 in BIG EAST play in 2007-08.
- Notre Dame's 15 BIG EAST wins (14 regular season, 1 tournament) last season were the most in program history (combined regular season and tournament).

WHAT A RUN

- Notre Dame has posted a 97-42 (.698) record over the past five seasons. The 97 wins are the most victories in program history over a five-year span. The previous standard was 94 from 2006-10.
- The past four seasons has produced the most regular-season BIG EAST victories (46) in school history. The Irish have gone 46-26 in BIG EAST regular-season play over the past four seasons.

IRISH AIM FOR SIXTH STRAIGHT 20-WIN CAMPAIGN

• Notre Dame has reached the 20-win mark in each of the last five seasons and eight times in the last 11 seasons under head coach **Mike Brey**. The last time Irish teams reached the 20-win plateau in six straight campaigns was from 1983-89 under head coach Digger Phelps.

Hitting The Century Mark

Notre Dame has scored at least 100 points 13 times during the Mike Brey era. Most recently, the Fighting Irish deposited 102 points on Nov. 17, 2010 versus Chicago State. Here are Notre Dame's 100-point outputs during Brey's tenure.

Date	Opponent	Result
11/18/00	Sacred Heart	W, 104-58
11/22/00	Loyola (Chicago)	W, 107-68
2/9/02	at Georgetown (4ot)*	W, 116-111
12/14/02	DePaul	W, 102-71
1/25/03	at Boston College (ot)*	W, 101-96
2/18/06	at Seton Hall*	W, 102-91
12/28/06	Rider	W, 101-51
1/30/07	at Syracuse*	W, 103-91
12/8/07	Northern Illinois	W, 108-62
12/2/08	South Dakota	W, 102-76
2/21/09	at Providence*	W, 103-84
12/22/09	Bucknell	W, 101-69
11/17/10	Chicago State	W, 102-62

* - BIG EAST Game

Taking Care Of The Basketball

Under Irish head coach Mike Brey, Notre Dame always has been a team that has had a high number of assists and very few turnovers. Here's a look at the Irish under Brey:

	FGs	Assts	TOs	Asst/Bskt	Asst/TO
2000-01	814	527	434	.647	1.21
2001-02	934	629	435	.673	1.45
2002-03	917	558	446	.609	1.25
2003-04	766	434	329	.567	1.32
2004-05	671	415	341	.618	1.22
2005-06	772	468	364	.606	1.29
2006-07	869	552	414	.635	1.33
2007-08	914	608	429	.665	1.42
2008-09	988	601	343	.608	1.75
2009-10	918	585	362	.637	1.62
2010-11	843	563	364	.668	1.55
2011-12	24	19	11	.792	1.73

ELDER STATESMAN

• **Mike Brey** is in his 12th season along the Irish sidelines. He is the third-longest tenured coach in the BIG EAST, behind only Jim Boeheim of Syracuse and Jim Calhoun of Connecticut. Brey stands sixth all-time in career BIG EAST victories (both regular-season and tournament) with his 119-83 (.589) mark. He is one of eight coaches in BIG EAST history to record 100 conference wins.

POSTSEASON STRETCH

• Notre Dame has earned appearances in the postseason in each of the last 12 seasons, which marks the longest stretch in school history. The Irish have been to the NCAA Tournament on seven occasions and the National Invitation Tournament (NIT) five times during this current stretch. Under head coach **Mike Brey**, Notre Dame has played in the NCAAs seven times and NIT four times.

2011-12 Notre Dame Men's Basketball on the Radio

Fighting Irish Digital Media (FIDM) will originate the Notre Dame Basketball Radio Network in 2011-2012 with the broadcast teams of Jack Nolan and two former players, LaPhonso Ellis ('92) and Jordan Cornette ('05) bringing basketball fans all the exciting action.

Affiliates: WSBT AM 960 (South Bend, Ind.); WLS AM 890 (Chicago, Ill.); WXNT-AM 1430 in Indianapolis, Ind.; WNUY-FM 100.1 (Fort Wayne, Ind.); WRSW ESPN 1480 AM (Warsaw, Ind.); WEFM FM 95.9 (Michigan City, Ind.); WLUV-AM 1520 (Rockford, Ill.); WVIL-FM 101.3 (Jacksonville/Peoria, Ill.); WJLS-AM 560 (Beckley, W.Va); WKKX-AM 1600 (Wheeling, W.Va.); SiriusXM Satellite Radio (129) and worldwide on UND.com.

Watch the Irish on UND.com

UND.com, the official web site of the University of Notre Dame athletics department, will feature a free broadcast for all Notre Dame non-conference home games that are not being televised. The live streaming feed will feature the official radio play-by-play call from Jack Nolan and LaPhonso Ellis or Jordan Cornette will serve as analyst. Here is the list of games that will be carried by UND.com ...

Nov. 16	Sam Houston State	7:30 p.m. (ET)
Nov. 18	Delaware State	9:00 p.m. (ET)
Nov. 27	Bryant	2:00 p.m. (ET)
Dec. 8	Maine	7:30 p.m. (ET)
Dec. 10	Dartmouth	7:30 p.m. (ET)
Dec. 19	Sacred Heart	7:30 p.m. (ET)

2011-12 Mike Brey Radio Show

The Mike Brey Radio Show is broadcast live from O'Rourke's Public House just south of the Notre Dame campus on Thursdays at 7:00 p.m. (ET) during the basketball season. Irish fans can join head coach Mike Brey as well as Irish players for an in-depth look inside Notre Dame Basketball. Notre Dame Men's Basketball play-by-play announcer Jack Nolan hosts the show which can be heard live on NewsRadio 960 WSBT-AM in South Bend and worldwide on UND.com. The show can also be heard Friday nights on Sirius XM College Sports Nation Channel 91.

Schedule

Show #1	Thursday, December 1, 2011
Show #2	Thursday, December 15, 2011
Show #3	Thursday, December 29, 2011
Show #4	Monday, January 2, 2012
Show #5	Thursday, January 12, 2012
Show #6	Thursday, January 19, 2012
Show #7	Thursday, January 26, 2012
Show #8	Thursday, February 2, 2012
Show #9	Thursday, February 9, 2012
Show #10	Thursday, February 16, 2012
Show #11	Thursday, February 23, 2012
Show #12	Thursday, March 1, 2012



2011-12 BIG EAST STANDINGS

(as of games played on Nov. 12)

	BIG EAST Record	Overall Record
St. John's	0-0	2-0
Connecticut	0-0	1-0
DePaul	0-0	1-0
Georgetown	0-0	1-0
Louisville	0-0	1-0
Marquette	0-0	1-0
NOTRE DAME	0-0	1-0
Pittsburgh	0-0	1-0
Providence	0-0	1-0
Rutgers	0-0	1-0
Seton Hall	0-0	1-0
Syracuse	0-0	1-0
USF	0-0	1-0
Villanova	0-0	1-0
West Virginia	0-0	1-0
Cincinnati	0-0	0-0

Players of the Week

NA

Rookies of the Week

NA

Notre Dame Weekly Honor Roll Honorees

NA

2011-12 Notre Dame Men's Basketball Press Conferences

(Contact Bernie Cafarelli at (574) 631-7516 or at cafarelli.1@nd.edu for teleconference number information)

Monday, Nov. 28	10:00 a.m. (ET)
Tuesday, Dec. 6	10:00 a.m. (ET)
Thursday, Dec. 15	1:00 p.m. (ET)*
Monday, Dec. 26	10:00 a.m. (ET)
Monday, Jan. 2	10:00 a.m. (ET)
Thursday, Jan. 12	10:00 a.m. (ET)
Monday, Jan. 23	10:00 a.m. (ET)
Monday, Feb. 6	10:00 a.m. (ET)
Monday, Feb. 13	10:00 a.m. (ET)
Monday, Feb. 20	10:00 a.m. (ET)
Wednesday, Feb. 29	10:00 a.m. (ET)

* - Note special time

2011-12 BIG EAST Teleconferences

(Contact the BIG EAST Conference at (401) 453-0660 for teleconference number information)

Jan. 5, Jan. 19, Feb. 2 and Feb. 16

11:00 a.m.	Buzz Williams, Marquette
11:08 a.m.	Mike Brey, Notre Dame
11:16 a.m.	Ed Cooley, Providence
11:24 a.m.	Jim Calhoun, Connecticut
11:32 a.m.	Steve Lavin, St. John's
11:40 a.m.	Mick Cronin, Cincinnati
11:48 a.m.	Kevin Willard, Seton Hall
11:56 a.m.	Rick Pitino, Louisville

Jan. 12, Jan. 26, Feb. 9 and Feb. 23

11:00 a.m.	Jay Wright, Villanova
11:08 a.m.	Stan Heath, USF
11:16 a.m.	Bob Huggins, West Virginia
11:24 a.m.	Mike Rice, Rutgers
11:32 a.m.	Oliver Purnell, DePaul
11:40 a.m.	Jamie Dixon, Pittsburgh
11:48 a.m.	Jim Boeheim, Syracuse
11:56 a.m.	John Thompson III, Georgetown

2011-12 BIG EAST Preseason Coaches' Poll

	Pts.
1. Connecticut (7)	209
Syracuse (5)	209
3. Louisville (3)	201
4. Pittsburgh (1)	188
5. Cincinnati	169
6. Marquette	155
7. West Virginia	132
8. Villanova	127
9. NOTRE DAME	114
10. Georgetown	104
11. Rutgers	75
12. St. John's	71
13. Seton Hall	56
14. USF	43
15. Providence	40
16. DePaul	27

First-place votes in parentheses

2011-12 BIG EAST Preseason Awards

PLAYER OF THE YEAR

Ashton Gibbs, Pittsburgh

ROOKIE OF THE YEAR

Andre Drummond, Connecticut

PRESEASON FIRST TEAM

Tim Abromaitis, Notre Dame, F, Gr.

Ashton Gibbs, Pittsburgh, G, Sr.

Jeremy Lamb, Connecticut, G/F, So.

Darius Johnson-Odom, Marquette, G, Sr.

Kris Joseph, Syracuse, F, Sr.

Kevin Jones, West Virginia, F, Sr.

PRESEASON SECOND TEAM

Yancy Gates, Cincinnati, F, Sr.

Alex Oriakhi Connecticut, F/C, Jr.

Peyton Siva, Louisville, G, Jr.

Scoop Jardine, Syracuse, G, Sr.

Maalik Wayns, Villanova, G, Jr.

HONORABLE MENTION

Andre Drummond, Connecticut, C, Fr.

Shabazz Napier, Connecticut, G, So.

Cleveland Melvin, DePaul, F, So.

Jae Crowder, Marquette, F, Sr.

Augustus Gilchrist, USF, F/C, Sr.

National Polls

Associated Press Top 25 (Preseason)

- North Carolina
- Kentucky
- Ohio State
- Connecticut**
- Syracuse**
- Duke
- Vanderbilt
- Florida
- Louisville**
- Pittsburgh**
- Memphis
- Baylor
- Kansas
- Xavier
- Wisconsin
- Arizona
- UCLA
- Michigan
- Alabama
- Texas A&M
- Cincinnati**
- Marquette**
- Gonzaga**
- California
- Missouri**

ESPN/USA Today Coaches Poll (Preseason)

- North Carolina
- Kentucky
- Ohio State
- Connecticut**
- Syracuse**
- Duke
- Vanderbilt
- Louisville**
- Memphis
- Florida
- Pittsburgh**
- Baylor
- Kansas
- Wisconsin
- Xavier
- Arizona
- Alabama
- Michigan
- Texas A&M
- UCLA
- Marquette**
- Cincinnati**
- Gonzaga**
- California
- Missouri**

Bold indicates 2011-12 Irish opponent

2011-12 GAME-BY-GAME STARTING LINEUP

Date	Opponent (Result)	Starting Lineup	# of Times	Record With Lineup
11/12	Mississippi Valley State (W, 80-67)	Atkins-Brooks-Cooley-Grant-Martin ^	1	1-0

^ - Indicates first time that lineup was used

ALL ABOUT ABRO

IN THE IRISH RECORD BOOK

Three-Point Field Goals Made

1.	Colin Falls	2003-07	331
2.	Chris Thomas	2001-05	302
3.	Matt Carroll	1999-03	301
4.	Kyle McAlarney	2005-09	298
5.	David Graves	1998-02	259
6.	Ryan Hoover	1992-96	248
7.	Chris Quinn	2002-05	239
8.	Ryan Ayers	2005-09	170
9.	Martin Ingelsby	1997-01	167
10.	Tim Abromaitis	2007-11	160
11.	Ben Hansbrough	2009-11	154
12.	Russell Carter	2003-07	139
13.	Luke Zeller	2005-09	107
14.	Tory Jackson	2006-10	103
15.	Pat Garrity	1994-98	100
16.	Antoni Wyché	1995-99	93
17.	Elmer Bennett	1988-92	91
18.	Jordan Cornette	2001-05	74
19.	Joe Fredrick	1986-90	73
20.	Rob Kurz	2004-08	72

Three-Point Field Goals Attempted

1.	Chris Thomas	2001-05	833
2.	Colin Falls	2003-07	826
3.	Matt Carroll	2002-03	762
4.	Kyle McAlarney	2005-09	687
5.	Ryan Hoover	1992-96	680
6.	David Graves	1998-02	630
7.	Chris Quinn	2002-06	573
8.	Ryan Ayers	2005-09	401
9.	Martin Ingelsby	1997-01	394
10.	Tim Abromaitis	2007-11	379
11.	Ben Hansbrough	2009-11	362
12.	Russell Carter	2003-07	342
13.	Antoni Wyché	1995-99	333
14.	Tory Jackson	2006-10	320
15.	Luke Zeller	2005-09	297
16.	Pat Garrity	1994-98	279
17.	Elmer Bennett	1988-92	259
18.	Jordan Cornette	2001-05	245
19.	Troy Murphy	1998-01	191
20.	Pete Miller	1993-97	190

Three-Point Field Goal Percentage

(Min. 120 Attempted)

1.	Joe Fredrick	1986-90	.490
2.	Kyle McAlarney	2005-09	.434
3.	Ben Hansbrough	2009-11	.425
4.	Ryan Ayers	2005-09	.424
	Martin Ingelsby	1997-01	.424
6.	Tim Abromaitis	2007-11	.422
7.	Chris Quinn	2002-06	.417
8.	David Graves	1998-02	.411
9.	Rob Kurz	2004-08	.409
10.	David Rivers	1984-88	.406
	Russell Carter	2003-07	.406
12.	Colin Falls	2003-07	.401
13.	Keith Friel	1996-98	.397
14.	Matt Carroll	1999-03	.395
15.	Jamere Jackson	1987-90	.380
	Jonathan Peoples	2006-10	.377
17.	Kevin Ellery	1988-91	.372
18.	Carl Cozen	1991-94	.370
19.	Ryan Hoover	1993-96	.365
20.	Chris Thomas	2001-05	.363



- 2011-12 Preseason All-BIG EAST First Team
- John R. Wooden Award Preseason Top 50 List (2011-12)
- Naismith Trophy Preseason Watch List (2011-12)
- Lowe's Senior CLASS Award Candidate (2011-12)
- Capital One First Team Academic All-American (2011)
- *ESPN The Magazine* First Team Academic All-American (2010)
- BIG EAST Scholar Athlete of the Year (2010 & 2011)
- BIG EAST Sports Excellence Award (2010 & 2011)
- Third Team All-BIG EAST (2011)
- BIG EAST Honorable Mention (2010)
- Four-Time BIG EAST Weekly Honor Roll Selection
- Four-Time BIG EAST Academic All-Star
- Notre Dame Club of St. Joseph Valley Rockne Student-Athlete Award (2010 & 2011)
- Notre Dame Co-Most Improved Player Award (2010)
- Team Captain (2010-11, 2011-12)
- Old Spice Classic MVP (2010)
- Graduate of Notre Dame's Mendoza College of Business
 - Bachelor's Degree in Finance (2010) - 3.73 GPA
 - MBA (2011)
- 2011 World University Games Participant
 - Started three games and averaged 6.4 ppg and 4.3 rpg.
 - Team USA posted a 7-1 record (fifth-place finish)

HOME SWEET HOME

Home Winning Percentage Leaders Since the Beginning of 2006-07 Season (five-plus seasons)

(as of games played on 11/12)

	Team	Wins	Losses	Percentage
1.	Utah State	82	2	97.62
2.	Kansas	90	4	95.74
3.	BYU	75	4	94.94
4.	Xavier	74	4	94.87
5.	Pittsburgh	88	5	94.62
6.	NOTRE DAME	85	6	93.40
7.	Duke	82	6	93.18
8.	Wisconsin	81	6	93.10
9.	Memphis	92	7	92.93
10.	Purdue	78	7	91.76
11.	Ohio State	88	8	91.67
12.	Butler	69	7	90.79
13.	Michigan State	74	8	90.24
14.	Texas	76	9	89.41
15.	North Carolina	73	9	89.02
16.	San Diego State	71	9	88.75
17.	Kent State	67	9	88.16
18.	South Dakota	66	9	88.00
19.	Missouri	80	11	87.91
20.	Creighton	79	12	86.81
	Dayton	79	12	86.81
22.	Old Dominion	71	11	86.59
23.	Oklahoma State	70	11	86.42
24.	Belmont	55	9	85.94

- The Fighting Irish currently have a 20-game home win streak.
- The Fighting Irish concluded their 2010-11 home slate with a perfect 17-0 mark. It's the third undefeated season at Purcell Pavilion at the Joyce Center in the last five years and the fifth overall for Notre Dame since the building opened at the start of the 1968-69 campaign. The other perfect home seasons occurred in: 1973-74 (15-0), 1985-86 (15-0), 2006-07 (18-0) and 2007-08 (17-0).
- Notre Dame is the only BIG EAST team that did not lose at home in 2010-11.
- Over the course of the last five seasons, Notre Dame is the only school nationally to go undefeated at home in three seasons (Duke and Kansas have done it twice), while its 85-6 record at home for a .934 winning percentage is the sixth best among NCAA Division I schools. The Irish also own the best record among all BIG EAST teams in regular-season conference home games over the same time span with a sterling 39-5 record for an .886 winning percentage.

BIG EAST Home Records in League Play Since the Beginning of 2006-07 Season (five-plus seasons)

	Team	Wins	Losses	Percentage
1.	NOTRE DAME	39	5	88.64
2.	Louisville	38	6	86.36
	Pittsburgh	38	6	86.36
4.	West Virginia	34	10	77.27
5.	Connecticut	33	11	75.00
6.	Syracuse	32	12	72.73
	Marquette	32	12	72.73
8.	Georgetown	31	13	70.45
9.	Villanova	30	14	68.18
10.	St. John's	24	20	54.55
11.	Cincinnati	23	21	52.27
12.	Seton Hall	22	22	50.00
	Providence	22	22	50.00
14.	USF	16	28	36.36
15.	Rutgers	12	32	27.27
16.	DePaul	11	33	25.00

IRISH ENJOYING SUCCESSFUL RUN IN LEAGUE PLAY

BIG EAST Records Since the Beginning of 2006-07 Season (five-plus seasons)

	Overall			BIG EAST			Rank by Percentage	
	Wins	Losses	Percentage	Wins	Losses	Percentage	Overall	BIG EAST
Cincinnati	87	77	.530	36	52	.409	1.	Pittsburgh
Connecticut	123	53	.699	50	38	.568	2.	Syracuse
DePaul	56	104	.350	17	71	.193	3.	Louisville
Georgetown	119	50	.704	55	33	.625	4.	West Virginia
Louisville	128	48	.727	65	23	.739	5.	NOTRE DAME
Marquette	119	56	.680	53	35	.602	6.	Georgetown
NOTRE DAME	121	50	.708	57	31	.648	7t.	Georgetown
Pittsburgh	141	38	.788	65	23	.739	7t.	West Virginia
Providence	80	79	.503	32	56	.364	7t.	Villanova
Rutgers	63	94	.401	18	70	.205	7t.	Marquette
St. John's	83	80	.509	36	42	.462	9.	Connecticut
Seton Hall	80	77	.510	34	54	.386	10.	St. John's
Syracuse	131	48	.732	57	31	.648	11.	Cincinnati
USF	64	95	.403	22	66	.250	12.	Seton Hall
Villanova	121	52	.699	53	35	.602	13.	Providence
West Virginia	129	51	.717	54	34	.614	14.	USF
							15.	Rutgers
							16.	DePaul

Last Notre Dame Win/Loss Versus Ranked Opponent in Associated Press Poll

	Date	Opponent (Location)	Score				
Win vs. #1	2-1-87	North Carolina (H)	60-58	Win vs. #20	1-15-98	West Virginia (A)	74-72
Loss vs. #1	11-26-08	(8) North Carolina (LC)!	87-102	Loss vs. #20	1-12-09	(12) Louisville (A)	73-87
Win vs. #2	1-24-11	(15) Pittsburgh (A)	56-51	Win vs. #21	1-9-07	(22) West Virginia (H)	61-58
Loss vs. #2	2-28-09	Connecticut (A)	65-72	Loss vs. #21	3-22-08	(15) Washington St. (PC)\$	41-61
Win vs. #3	3-3-90	Missouri (H)	98-67	Win vs. #22	12-7-05	Alabama (A)	78-71
Loss vs. #3	1-27-10	Villanova (A)	90-72	Loss vs. #22	3-16-07	Winthrop (SA)\$	64-74
Win vs. #4	12-7-06	Alabama (H)	99-85	Win vs. #23	12-3-06	Maryland (VC)@	81-74
Loss vs. #4	2-7-04	Pittsburgh (H)	58-66	Loss vs. #23	3-8-06	Georgetown (MSG)*	63-67
Win vs. #5	2-12-09	Louisville (H)	90-57	Win vs. #24	NA		
Loss vs. #5	1-1-11	(15) Syracuse (A)	58-70	Loss vs. #24	3-5-05	Pittsburgh (H)	77-85
Win vs. #6	11-25-08	(8) Texas (LC)!	81-80	Win vs. #25	3-10-11	(4) Cincinnati (MSG)*	89-51
Loss vs. #6	1-6-03	(5) Pittsburgh (A)	55-72	Loss vs. #25	3-13-08	Marquette (MSG)*	79-89
Win vs. #7	2-2-82	San Francisco (H)	75-66	<i>Event/Location Notes</i>			
Loss vs. #7	3-12-10	West Virginia (MSG)*	51-53	\$ - NCAA Tournament			
Win vs. #8	1-4-11	(14) Connecticut (H)	73-70	* - BIG EAST Tournament			
Loss vs. #8	1-17-09	(12) Syracuse (A)	74-93	! - Maui Invitational			
Win vs. #9	12-29-10	(15) Georgetown (H)	69-55	^ - SEC/BIG EAST Invitational			
Loss vs. #9	3-9-07	(20) Georgetown (MSG)*	82-84	@ - BB&T Classic			
Win vs. #10	2-21-01	(18) Boston College (H)	76-75	(H) - Home			
Loss vs. #10	1-2-10	Connecticut (A)	70-82	(A) - Away			
Win vs. #11	2-27-10	Georgetown (A)	78-64	(LC) - Lahaina Civic Center (Maui)			
Loss vs. #11	3-2-09	Villanova (H)	60-77	(MCI) - MCI Center (Washington, D.C.)			
Win vs. #12	2-24-10	Pittsburgh (H)	68-53	(MSG) - Madison Square Garden (New York, N.Y.)			
Loss vs. #12	3-4-03	Syracuse (A)	88-92	(KC) - Kansas City, Mo.			
Win vs. #13	12-2-02	Marquette (H)	92-71	(D) - Dayton, Ohio			
Loss vs. #13	2-28-08	(17) Louisville (A)	85-90	(BFC) - Big Four Classic (Indianapolis, Ind.)			
Win vs. #14	12-5-87	Louisville (BFC)	69-54	(FH) - Freedom Hall (Louisville, Ky.)			
Loss vs. #14	3-11-11	(4) Louisville (MSG)* (ot)	77-83	(PC) - Pepsi Center (Denver, Colo.)			
Win vs. #15	1-21-98	Syracuse (H)	83-63	(SA) - Spokane Arena (Spokane, Wash.)			
Loss vs. #15	2-7-09	UCLA (A)	63-89	(VC) - Verizon Center (Washington, D.C.)			
Win vs. #16	3-5-11	(8) Connecticut (A)	70-67	<i>Note - Number before opponent indicates Notre Dame's AP ranking at the time of the game</i>			
Loss vs. #16	1-18-03	(10) Kentucky (A)	73-88	<i>Bold italics</i> indicates result from this season			
Win vs. #17	3-7-70	(15) Ohio U. (D)\$	112-82				
Loss vs. #17	12-8-10	(23) Kentucky (FH)^	58-72				
Win vs. #18	1-26-08	Villanova (A)	90-80				
Loss vs. #18	2-12-05	Pittsburgh (A)	66-68				
Win vs. #19	2-28-11	(8) Villanova (H)	93-72				
Loss vs. #19	3-8-02	Connecticut (MSG)*	77-82				

THE MIKE BREY FILE

2011 AP, Basketball Times & Henry Iba Coach of the Year

2007, 2008 & 2011 BIG EAST Coach of the Year

Third Longest Tenured Coach in BIG EAST

Record at Notre Dame: 239-120 (.666)

Overall Record: 338-172 (.663)

WHAT HIS TEAMS HAVE DONE:

9 NCAA Tournament Appearances

14 Total Postseason Appearances (5 NIT)

3 BIG EAST Players of the Year

(Troy Murphy '01 / Luke Harangody '08 / Ben Hansbrough '11)

10 First-Team All-BIG EAST Honorees



IRISH UNDER MIKE BREY:

IN OVERTIME GAMES: 7-8

at Georgetown (2/9/02)	W	116-111 (4 OT)
at Boston College (1/25/03)	W	101-96
vs. Georgetown (2/1/03)	W	93-92 (2OT)
at Pittsburgh (1/4/06)	L	97-100 (2OT)
vs. Georgetown (1/24/06)	L	82-85 (2OT)
at Louisville (2/4/06)	L	86-89
at Connecticut (2/21/06)	L	74-75
at Michigan (3/20/06)	L	84-87 (2OT)
vs. Providence (1/31/08)	W	81-74
at Louisville (1/12/09)	L	73-87
at Louisville (2/17/10)	L	89-91 (2OT)
at Marquette (3/6/10)	W	63-60
vs. Georgia (11/25/10)	W	89-83 (2OT)
vs. Louisville (2/9/11)	W	89-79
vs. Louisville (3/11/11)	L	77-83

IN GAMES DECIDED BY...

1 point.....	12-11
2 points.....	6-11
3 points.....	16-16
4 points.....	4-6
5 points.....	7-7
6 points.....	11-6
7 points.....	17-7
8 points.....	6-10
9 points.....	7-4
10 points.....	13-6
11-15 points.....	49-24
16-20 points.....	27-9
21-30 points.....	28-3
31-40 points.....	26-0
41-50 points.....	10-0
50+points.....	0-0
Total.....	239-120

ON THE ROAD...

	Away	Neutral	Overall
2011-12	0-0	0-0	0-0
2010-11	5-4	5-3	10-7
2009-10	3-6	3-3	6-9
2008-09	3-8	3-4	6-12
2007-08	5-4	3-4	8-8
2006-07	3-5	3-3	6-8
2005-06	4-7	0-2	4-9
2004-05	4-6	0-1	4-7
2003-04	6-5	2-1	8-6
2002-03	4-5	6-3	10-8
2001-02	8-4	5-3	13-7
2000-01	6-4	2-2	8-6
Totals	51-58	32-29	83-87
	(.468)	(.525)	(.488)

VS. RANKED OPPONENTS:

2011-12.....	0-0
2010-11.....	8-3
2009-10.....	4-4
2008-09.....	3-9
2007-08.....	2-6
2006-07.....	4-2
2005-06.....	1-7
2004-05.....	2-5
2003-04.....	2-8
2002-03.....	5-6
2001-02.....	3-6
2000-01.....	4-3
Totals.....	38-59
	(.392)

NOTRE DAME SEASON-BY-SEASON UNDER BREY:

	Overall	BIG EAST (regular season)
2000-01	20-10	11-5 (1st place-West Division)
2001-02	22-11	10-6 (2nd place-West Division)
2002-03	24-10	10-6 (t-3rd place-West Division)
2003-04	19-13	9-7 (7th place)
2004-05	17-12	9-7 (6th place)
2005-06	16-14	6-10 (t-11th place)
2006-07	24-8	11-5 (4th place)
2007-08	25-8	14-4 (t-2nd place)
2008-09	21-15	8-10 (t-9th place)
2009-10	23-12	10-8 (t-7th place)
2010-11	27-7	14-4 (2nd place)
2011-12	1-0	0-0
	239-120 (.666)	112-72 (.609)

MIKE BREY IN THE BIG EAST RANKINGS:

BIG EAST Coaching Percentage Regular Season and BIG EAST Tournament

	W-L	Pct.	Yrs.	Tour.	Pct.
1. Jamie Dixon, Pittsburgh	109-45	.708	8	11-7	.611
2. John Thompson, Georgetown	231-123	.653	20	33-13	.717
3. Steve Lavin, St. John's	13-7	.650	1	1-1	.500
4. Jim Boeheim, Syracuse	384-211	.645	32	46-27	.630
5. Jim Calhoun, Connecticut	303-172	.638	25	33-18	.647
6. Lou Carnesecca, St. John's	139-80	.635	13	12-11	.522
7. Bob Huggins, West Virginia	52-30	.634	4	7-3	.700
8. Rick Pitino, Providence/Louisville	95-55	.633	8	7-7	.500
9. John Thompson III, Georgetown	84-53	.613	7	11-6	.647
9. Mike Jarvis, St. John's	57-36	.613	5	7-4	.636
11. Tom Crean, Marquette	34-22	.607	3	3-3	.500
12. Buzz Williams, Marquette	37-25	.597	3	5-3	.625
12. Ben Howland, Pittsburgh	43-29	.597	4	8-3	.727
14. Mike Brey, Notre Dame	119-83	.589	11	7-11	.388
15. Jay Wright, Villanova	107-79	.576	10	8-10	.444

BIG EAST Coaching Wins Regular Season and BIG EAST Tournament

	W-L	Pct.	Yrs.	Tour.	Pct.
1. Jim Boeheim, Syracuse	384-211	.645	32	46-27	.630
2. Jim Calhoun, Connecticut	303-172	.638	25	33-18	.647
3. John Thompson, Georgetown	231-123	.653	20	33-13	.717
4. Lou Carnesecca, St. John's	139-80	.635	13	12-11	.522
5. Rollie Massimino, Villanova	123-92	.572	12	13-12	.520
6. Mike Brey, Notre Dame	119-83	.589	11	7-11	.388
7. Jamie Dixon, Pittsburgh	109-45	.708	8	11-7	.611
8. Jay Wright, Villanova	107-79	.576	10	8-10	.444
9. Steve Lappas, Villanova	97-79	.551	9	10-8	.556
10. Rick Pitino, Providence/Louisville	95-55	.633	8	7-7	.500

Bold indicates active BIG EAST head coach

Notre Dame Highs and Lows Under Mike Brey

Notre Dame – Team Game Highs (1st Half)

Points 62 vs. Loyola-Chicago (11/22/00)
 62 vs. Georgia Southern (11/12/10)*
 Field Goals Made 24 vs. IPFW (11/10/06)*
 24 vs. Syracuse (1/30/07)
 Field Goals Attempted 43 vs. New Hampshire (11/16/01)*
 43 vs. Syracuse (1/30/07)
 Field Goal Percentage 75.0% (18-24) vs. West Virginia (1/9/10)*
 3 PT Field Goals Made 14 vs. South Dakota (12/2/08)*
 3 PT Field Goals Attempted 23 vs. South Dakota (12/2/08)*
 3 PT Field Goals Percentage ..85.7% (6-7) vs. West Virginia (1/9/10)*
 Free Throws Made 18 vs. Liberty (11/22/09)*
 18 vs. Maine (11/22/10)*
 Free Throws Attempted 24 vs. Liberty (11/22/09)*
 Free Throw Percentage..... 100.0% on 18 occasions
 Total Rebounds..... 32 vs. Chicago State (11/17/10)*
 Offensive Rebounds 15 vs. Savannah State (12/2/08)*
 Defensive Rebounds..... 24 vs. Northern Illinois (12/8/07)*
 Assists..... 19 vs. Canisius (12/19/00)*
 Steals..... 12 vs. New Hampshire (11/16/01)*
 Blocked Shots..... 13 vs. Belmont (11/17/02)*
 Turnovers..... 14 vs. Monmouth (11/16/07)
 14 vs. St. John's (1/16/11)
 Fouls..... 13 vs. St. John's (1/16/11)

Notre Dame – Team Game Highs (2nd Half)

Points 68 vs. Georgetown (4OT) (2/9/02)
 Field Goals Made 24 vs. Pittsburgh (1/4/06)
 Field Goals Attempted 63 vs. Georgetown (4OT) (2/9/02)
 Field Goal Percentage..... 72.0% vs. Lafayette (11/14/06)
 3 PT Field Goals Made 11 vs. St. John's (3/6/04)
 11 vs. North Carolina (11/26/08)
 3 PT Field Goals Attempted 24 vs. Pittsburgh (1/4/06)
 3 PT Field Goals Percentage . 75.0% (6-8) vs. Connecticut (2/21/05)
 Free Throws Made 27 vs. Seton Hall (2/18/06)
 Free Throws Attempted 32 vs. California (11/26/10)
 Free Throw Percentage..... 100.0% on six occasions
 Total Rebounds..... 34 vs. Seton Hall (1/8/01)
 Offensive Rebounds 15 vs. Army (12/19/04)*
 Defensive Rebounds..... 25 vs. Sacred Heart (11/18/00)*
 Assists..... 16 vs. Army (12/19/04)*
 16 vs. Maine (11/22/10)*
 Steals..... 14 vs. New Hampshire (11/16/01)*
 Blocked Shots 6 vs. Belmont (11/17/02)*
 6 vs. IUPUI (12/9/09)*
 Turnovers..... 13 vs. Niagara (12/21/05)*
 13 vs. Marquette (1/12/08)
 Fouls..... 26 vs. Pittsburgh (1/4/06)

Notre Dame – Team Game Highs (Total)

Points 116 vs. Georgetown (4OT) (2/9/02)
 Field Goals Made 42 vs. Canisius (12/19/00)*
 Field Goals Attempted 94 vs. Georgetown (4OT) (2/9/02)
 Field Goal Percentage..... 66.7% (34-51) vs. Pittsburgh (1/30/02)*
 3 PT Field Goals Made 20 vs. Villanova (2/28/11)*#
 3 PT Field Goals Attempted 44 vs. Canisius (12/22/00)
 3 PT Field Goals Percentage 72.7% (16-22) vs. Loyola Chicago
 (11/22/00)*#
 Free Throws Made 33 vs. Seton Hall (2/18/06)
 Free Throws Attempted 45 vs. Columbia (12/23/05)*
 Free Throw Percentage..... 100% (5-5) vs. Illinois (3/22/03)
 100% (19-19) vs. Villanova (1/8/05)*#
 Total Rebounds..... 64 vs. Georgetown (4OT) (2/9/02)
 Offensive Rebounds 24 vs. Seton Hall (1/8/01)
 Defensive Rebounds..... 41 vs. Northern Illinois (12/8/07)*
 Assists..... 32 vs. Canisius (12/19/00)*#
 Steals..... 26 vs. New Hampshire (11/16/01)*#
 Blocked Shots 19 vs. Belmont (12/17/02)*#
 Turnovers..... 24 vs. Marquette (1/12/08)
 Fouls..... 32 vs. Pittsburgh (1/4/06)

Notre Dame – Team Game Lows (1st Half)

Points 17 vs. Connecticut (3/3/10)*
 Field Goals Made 4 vs. St. John's (1/16/11)
 Field Goals Attempted 14 vs. St. John's (1/16/11)
 Field Goal Percentage..... 18.8% (6-32) vs. Connecticut (2/21/04)
 3 PT Field Goals Made 0 vs. West Virginia (1/7/04)
 0 vs. California (11/26/10)
 3 PT Field Goals Attempted 4 vs. St. Louis (11/28/09)
 3 PT Field Goals Percentage 0.0% on three occasions
 Free Throws Made 0 on ten occasions
 Free Throws Attempted 0 on seven occasions
 Free Throw Percentage..... 0.0% on ten occasions
 Total Rebounds..... 9 vs. UCF (12/6/09)*
 9 vs. Pittsburgh (3/11/10)
 Offensive Rebounds 0 vs. West Virginia (1/9/10)*
 Defensive Rebounds..... 6 vs. Louisville (2/17/10)
 Assists..... 1 vs. Villanova (1/27/07)*
 Steals..... 0 on eight occasions
 Blocked Shots..... 0 on 32 occasions
 Turnovers..... 0 vs. DePaul (1/23/10)*
 Fouls..... 0 vs. Samford (12/30/04)*

Notre Dame – Team Game Lows (2nd Half)

Points 18 vs. Pittsburgh (3/11/10)
 Field Goals Made 5 vs. West Virginia (1/9/10)*
 5 vs. Pittsburgh (3/11/10)
 Field Goals Attempted 13 vs. Pittsburgh (3/11/10)
 Field Goal Percentage..... 21.4% (6-28) vs. Harvard (11/19/04)*
 3 PT Field Goals Made 0 on four occasions
 3 PT Field Goals Attempted 2 vs. Rutgers (2/6/11)*
 3 PT Field Goals Percentage ... 0.0% (0-6) vs. Providence (1/31/08)*
 Free Throws Made 0 vs. Rutgers (2/6/11)*
 0 vs. Pittsburgh (1/12/04)
 0 vs. Indiana (11/24/08)
 Free Throws Attempted 0 vs. Old Dominion (3/18/10)
 0 vs. Indiana (11/24/08)
 Free Throw Percentage..... 0.0% on four occasions
 Total Rebounds..... 7 vs. Rutgers (3/1/03)
 Offensive Rebounds 2 on five occasions
 Defensive Rebounds..... 4 vs. Rutgers (3/1/03)
 Assists..... 0 vs. Harvard (11/19/04)
 Steals..... 0 on 11 occasions
 Blocked Shots..... 0 on 29 occasions
 Turnovers..... 0 vs. West Virginia (3/10/04)
 0 vs. Cincinnati (3/10/11)
 Fouls..... 3 on three occasions

Notre Dame – Team Game Lows (Total)

Points 41 vs. Washington State (3/22/08)
 Field Goals Made 13 vs. Rutgers (3/1/03)
 13 vs. Washington State (3/22/08)
 Field Goals Attempted 34 vs. Pittsburgh (3/11/10)
 Field Goal Percentage 24.5% (13-53) vs. Washington State (3/22/08)
 3 PT Field Goals Made 1 vs. Pittsburgh (2/3/01)
 1 vs. California (11/26/10)
 3 PT Field Goals Attempted 8 vs. Pittsburgh (2/3/01)
 3 PT Field Goals Percentage 5.0% (1-20) vs. California(11/26/10)
 Free Throws Made 1 vs. Connecticut (2/28/09)
 Free Throws Attempted 3 vs. Old Dominion (3/18/10)
 Free Throw Percentage..... 20.0% (1-5) vs. Connecticut (2/28/09)
 Total Rebounds..... 21 vs. Rutgers (3/1/03)
 Offensive Rebounds 3 vs. DePaul (12/14/02)*
 Defensive Rebounds..... 14 vs. DePaul (12/11/04)*
 Assists..... 6 vs. Mississippi (3/18/01)
 Steals..... 1 on four occasions
 Blocked Shots..... 0 on seven occasions
 Turnovers..... 2 vs. DePaul (1/23/10)*
 Fouls..... 6 on three occasions

* Indicates game played at the Purcell Pavilion, Notre Dame, Ind.

Indicates school record

Opponent Highs and Lows Under Mike Brey

Opponent – Team Game Highs (1st Half)

Points 53, Arizona (3/27/03)
 Field Goals Made 23, Arizona (3/27/03)
 Field Goals Attempted 44, Georgetown (3/4/01)*
 Field Goal Percentage 61.5% (16-26), UCF (12/6/09)*
 61.5% (16-26), Marquette (1/22/11)*
 3 PT Field Goals Made 9, Syracuse (1/11/06)*
 9, Lehigh (11/27/06)*
 3 PT Field Goals Attempted 19, Syracuse (1/11/06)*
 3 PT Field Goal Percentage 81.8% (9-11), Lehigh (11/26/06)*
 Free Throws Made 14, Sacred Heart (11/18/00)*
 Free Throws Attempted 19, Sacred Heart (11/18/00)*
 Free Throw Percentage 100.0%, on 23 occasions
 Total Rebounds 33, Connecticut (2/21/04)
 Offensive Rebounds 16, Northern Illinois (11/24/03)*
 Defensive Rebounds 21, on six occasions
 Assists 15, Seton Hall (2/11/10)
 Steals 9, Miami (Fla.) (2/23/02)
 9, Marquette (1/12/08)
 Blocked Shots 10, Connecticut (2/21/04)
 Turnovers 16, Loyola (Chicago) (11/22/00)*
 Fouls 16, on four occasions

Opponent – Team Game Highs (2nd Half)

Points 68, Georgetown (4 OT) (2/9/02)
 Field Goals Made 21, Syracuse (2/24/08)*
 Field Goals Attempted 49, Syracuse (2/24/08)*
 Field Goal Percentage 68.2% (15-22), American (12/21/03)*
 3 PT Field Goals Made 9, on three occasions
 3 PT Field Goals Attempted 22, Tennessee Tech (12/17/00)*
 3 PT Field Goal Percentage 100.0% (3-3), Seton Hall (2/5/03)
 Free Throws Made 24, Pittsburgh (2 OT) (1/4/06)
 Free Throws Attempted 39, Pittsburgh (2 OT) (1/4/06)
 Free Throw Percentage 100.0% on eight occasions
 Total Rebounds 38, Georgetown (4 OT) (2/9/02)
 Offensive Rebounds 16, Syracuse (2/24/08)*
 Defensive Rebounds 27, Georgetown (4 OT) (2/9/02)
 Assists 19, Pittsburgh (2 OT) (1/4/06)
 Steals 9, on two occasions
 Blocked Shots 11, Georgetown (4 OT) (2/9/02)
 Turnovers 15, New Hampshire (11/16/01)*
 Fouls 20, Seton Hall (2/18/06)
 20, Rutgers (2/6/11)

Opponent – Team Game Highs (Total)

Points 111, Georgetown (4 OT) (2/9/02)
 Field Goals Made 41, Syracuse (3/4/03)*
 Field Goals Attempted 82, Syracuse (2/24/08)*
 Field Goal Percentage 63.0% (29-46), American (12/21/03)*
 3 PT Field Goals Made 14, Texas (12/7/02)
 14, Lehigh (11/27/06)*
 3 PT Field Goals Attempted 37, West Virginia (1/9/10)*
 3 PT Field Goal Percentage 73.7% (14-19), Lehigh (11/27/06)*
 Free Throws Made 35, Louisville (2OT) (2/17/10)
 Free Throws Attempted 46, Pittsburgh (2 OT) (1/4/06)
 Free Throw Percentage (min. 8 att.) 100%, on three occasions
 Total Rebounds 59, Connecticut (2/21/04)
 Offensive Rebounds 27, Loyola (Chicago) (11/22/00)*
 Defensive Rebounds 42, Connecticut (1/24/09)*
 Assists 30, Pittsburgh (2 OT) (1/4/06)
 Steals 13, Niagara (12/21/05)*
 Blocked Shots 19, Connecticut (OT) (2/21/06)
 Turnovers 30, New Hampshire (11/16/01)*
 Fouls 31, Columbia (12/23/05)*

Opponent – Team Game Lows (1st Half)

Points 5, California (11/26/10)
 Field Goals Made 2, California (11/26/10)
 Field Goals Attempted 18, Georgetown (2/27/10)
 Field Goal Percentage 8.0% (2-25), California (11/26/10)
 3 PT Field Goals Made 0, on 12 occasions
 3 PT Field Goals Attempted 2, Georgetown (2/9/02)
 3 PT Field Goal Percentage 0.0%, on 12 occasions
 Free Throws Made 0, on 29 occasions
 Free Throws Attempted 0, on 15 occasions
 Free Throw Percentage 0.0%, on 29 occasions
 Total Rebounds 7, Georgetown (2/27/10)
 7, Maine (11/22/10)*
 Offensive Rebounds 0, Lafayette (11/14/06)
 Defensive Rebounds 5, on three occasions
 Assists 1, California (11/26/10)
 Steals 0, on 12 occasions
 Blocked Shots 0, on 36 occasions
 Turnovers 1, on six occasions
 Fouls 1, Pittsburgh (2/12/05)
 1, DePaul (12/31/08)
 1, West Virginia (3/12/10)

Opponent – Team Game Lows (2nd Half)

Points 8, Monmouth (11/16/07)
 Field Goals Made 3, Monmouth (11/16/07)
 Field Goals Attempted 19, Old Dominion (3/18/10)
 Field Goal Percentage 13.0% (3-23), Monmouth (11/16/07)
 3 PT Field Goals Made 0, on 11 occasions
 3 PT Field Goals Attempted 3, on seven occasions
 3 PT Field Goal Percentage 0.0% on 11 occasions
 Free Throws Made 0, on three occasions
 Free Throws Attempted 1, on three occasions
 Free Throw Percentage 0.0% on three occasions
 Total Rebounds 6, Marquette (3/6/10)
 Offensive Rebounds 0, Kentucky (3/25/09)*
 0, Marquette (3/6/10)
 Defensive Rebounds 3, Virginia Tech (2/22/03)*
 3, Marquette (1/22/11)*
 Assists 1, UAB (3/17/09)*
 1, Pittsburgh (3/11/10)
 Steals 0, on eight occasions
 Blocked Shots 0, on 24 occasions
 Turnovers 0, West Virginia (3/10/04)
 0, Pittsburgh (1/31/09)
 Fouls 4, on four occasions

Opponent – Team Game Lows (Total)

Points 33, Monmouth (11/16/07)
 Field Goals Made 12, Bucknell (11/22/02)*
 Field Goals Attempted 35, Rutgers (3/1/03)
 Field Goal Percentage 21.1% (12-57), Bucknell (11/22/02)*
 3 PT Field Goals Made 1, on five occasions
 3 PT Field Goals Attempted 7, Seton Hall (2/5/03)
 3 PT Field Goal Percentage 5.9% (1-17), Cincinnati (11/24/00)
 Free Throws Made 0, Charleston Southern (11/26/04)*
 Free Throws Attempted 0, Charleston Southern (11/26/04)*
 Free Throw Percentage 0.0% (0-0), Charleston Southern (11/26/04)*
 Total Rebounds 19, Winston-Salem St. (11/29/06)*
 Offensive Rebounds 3, Army (12/19/04)*
 3, West Virginia (2/1/06)
 Defensive Rebounds 12, Georgetown (2/27/10)
 12, Marquette (1/22/11)*
 Assists 5, Bucknell (11/22/02)*
 Steals 1, on three occasions
 Blocked Shots 0, on 12 occasions
 Turnovers 3, Marquette (1/26/09)*
 3, Connecticut (3/5/11)
 Fouls 7, Connecticut (1/24/09)*
 7, Connecticut (2/28/09)

* - Indicates games played at Purcell Pavilion (Notre Dame, Ind.)

Notre Dame Highs and Lows in a BIG EAST Game

Notre Dame – BIG EAST Team Game Highs (1st Half)

Points	61 vs. Syracuse (1/30/07)
Field Goals Made	24 vs. Syracuse (1/30/07)
Field Goals Attempted	43 vs. Syracuse (1/30/07)
Field Goal Percentage	75.0% (18-24) vs. West Virginia (1/9/10)*
3 PT Field Goals Made	11, on three occasions
3 PT Field Goals Attempted	22 vs. Pittsburgh (1/31/09)
3 PT Field Goals Percentage	85.7% (6-7) vs. West Virginia (1/9/10)*
Free Throws Made	13 vs. Seton Hall (2/11/10)
Free Throws Attempted	19 vs. Villanova (1/27/10)
Free Throw Percentage	100.0% on 12 occasions
Total Rebounds	29 vs. Connecticut (1/5/08)
Offensive Rebounds	14 vs. Providence (2/19/05)
Defensive Rebounds	23 vs. Louisville (2/12/09)*
Assists	17 vs. West Virginia (1/9/10)*
Steals	7 on four occasions
Blocked Shots	7 vs. Connecticut (2/9/04)*
	7 vs. West Virginia (1/19/05)
Turnovers	14 vs. St. John's (1/16/11)
Fouls	13 vs. St. John's (1/16/11)

Notre Dame – BIG EAST Team Game Highs (2nd Half)

Points	68 vs. Georgetown (4OT) (2/9/02)
Field Goals Made	24 vs. Pittsburgh (1/4/06)
Field Goals Attempted	63 vs. Georgetown (4OT) (2/9/02)
Field Goal Percentage	71.4% vs. Georgetown (2/27/10)
3 PT Field Goals Made	11 vs. St. John's (3/6/04)
3 PT Field Goals Attempted	24 vs. Pittsburgh (1/4/06)
3 PT Field Goals Percentage	71.4% (6-8) vs. Connecticut (2/21/05)
Free Throws Made	27 vs. Seton Hall (2/18/06)
Free Throws Attempted	30 vs. Rutgers (2/6/11)*
Free Throw Percentage	100.0% on three occasions
Total Rebounds	34 vs. Seton Hall (1/8/01)
Offensive Rebounds	18 vs. Seton Hall (1/8/01)
Defensive Rebounds	27 vs. Georgetown (3/4/04)*
Assists	14 vs. Cincinnati (1/15/08)*
Steals	6 vs. Villanova (1/17/07)
Blocked Shots	5 vs. Georgetown (2/27/10)
Turnovers	13 vs. Marquette (1/12/08)
Fouls	26 vs. Pittsburgh (1/4/06)

Notre Dame – BIG EAST Team Game Highs (Total)

Points	116 vs. Georgetown (4OT) (2/9/02)
Field Goals Made	41 vs. Georgetown (4OT) (2/9/02)
Field Goals Attempted	94 vs. Georgetown (4OT) (2/9/02)
Field Goal Percentage	66.7% (34-51) vs. Pittsburgh (1/30/02)*
3 PT Field Goals Made	20 vs. Villanova (2/28/11)*#
3 PT Field Goals Attempted	36 vs. Pittsburgh (1/4/06)
3 PT Field Goals Percentage	62.5% (20-32) vs. Villanova (2/28/11)*
Free Throws Made	34 vs. Cincinnati (1/15/08)*
Free Throws Attempted	42 vs. Cincinnati (1/15/08)*
Free Throw Percentage	100.0% (19-19) vs. Villanova (1/14/03)*#
Total Rebounds	64 vs. Georgetown (4OT) (2/9/02)
Offensive Rebounds	24 vs. Seton Hall (1/8/01)
Defensive Rebounds	35 vs. Louisville (2/12/09)*
Assists	25 vs. Cincinnati (2/4/10)*
Steals	10 on six occasions
Blocked Shots	9 vs. Connecticut (2/9/04)*
Turnovers	26 vs. Pittsburgh (2/8/00)
Fouls	32 vs. Pittsburgh (1/4/06)

*Indicates game played at the Purcell Pavilion, Notre Dame, Ind.
#Indicates school record

Notre Dame – BIG EAST Team Game Lows (1st Half)

Points	17 vs. Connecticut (3/3/10)*
Field Goals Made	4 vs. St. John's (1/16/11)
Field Goals Attempted	14 vs. St. John's (1/16/11)
Field Goal Percentage	18.8% (6-32) vs. Connecticut (2/21/04)
3 PT Field Goals Made	0 vs. West Virginia (1/7/04)
	0 vs. Connecticut (1/12/99)
3 PT Field Goals Attempted	5 on three occasions
3 PT Field Goals Percentage	8.3% (1-12) vs. Providence (1/21/03)
Free Throws Made	0 on nine occasions
Free Throws Attempted	0 on seven occasions
Free Throw Percentage	0.0% on nine occasions
Total Rebounds	9 vs. Pittsburgh (3/11/10)
Offensive Rebounds	0 on four occasions
Defensive Rebounds	6 vs. Louisville (2/17/10)
Assists	1 vs. Villanova (1/27/07)*
Steals	0 on seven occasions
Blocked Shots	0 on 20 occasions
Turnovers	0 vs. DePaul (1/23/10)*
Fouls	2 vs. West Virginia (2/18/09)
	2 vs. Georgetown (2/27/10)

Notre Dame – BIG EAST Team Game Lows (2nd Half)

Points	18 vs. Pittsburgh (3/11/10)
Field Goals Made	5 vs. West Virginia (1/9/10)*
	5 vs. Pittsburgh (3/11/10)
Field Goals Attempted	13 vs. Pittsburgh (3/11/10)*
Field Goal Percentage	26.3% (5-19) vs. West Virginia (1/9/10)*
3 PT Field Goals Made	0 vs. Connecticut (1/12/99)
	0 vs. Providence (1/31/08)*
	0 vs. Rutgers (2/6/11)*
3 PT Field Goals Attempted	2 vs. Rutgers (2/6/11)*
3 PT Field Goals Percentage	0.0% (0-6) vs. Providence (1/31/08)*
	0.0% (0-2) vs. Rutgers (2/6/11)*
Free Throws Made	0 vs. Pittsburgh (1/12/04)
Free Throws Attempted	2 on four occasions
Free Throw Percentage	0.0% (0-2) vs. Pittsburgh (1/12/04)
Total Rebounds	7 vs. Rutgers (3/1/03)
Offensive Rebounds	2 vs. Connecticut (3/3/10)*
	2 vs. St. John's (1/8/11)*
Defensive Rebounds	4 vs. Rutgers (3/1/03)
Assists	2 on three occasions
Steals	0 on 10 occasions
Blocked Shots	0 on 20 occasions
Turnovers	0 vs. West Virginia (3/10/04)
	0 vs. Cincinnati (3/10/11)
Fouls	3 vs. West Virginia (1/7/04)*
	3 vs. Pittsburgh (2/24/10)*

Notre Dame – BIG EAST Team Game Lows (Total)

Points	48 vs. Georgetown (1/7/06)
Field Goals Made	13 vs. Rutgers (3/1/03)
Field Goals Attempted	34 vs. Pittsburgh (3/11/10)
Field Goal Percentage	29.7% (19-64) vs. Connecticut (2/21/04)
3 PT Field Goals Made	0 vs. Connecticut (1/12/99)
3 PT Field Goals Attempted	6 vs. Seton Hall (2/6/99)
3 PT Field Goals Percentage	10.5% vs. Rutgers (2/14/02)
Free Throws Made	1 vs. Connecticut (2/28/09)
Free Throws Attempted	4 vs. Pittsburgh (3/8/01)
	4 vs. Connecticut (1/24/09)*
Free Throw Percentage	20.0% (1-5) vs. Connecticut (2/28/09)
Total Rebounds	21 vs. Rutgers (3/1/03)
Offensive Rebounds	4 on three occasions
Defensive Rebounds	16 vs. Pittsburgh (1/24/11)
Assists	7 vs. Rutgers (3/1/03)
	7 vs. Pittsburgh (3/8/01)
Steals	1 vs. Marquette (1/26/09)*
	1 vs. Cincinnati (2/4/09)
Blocked Shots	0 on three occasions
Turnovers	2 vs. DePaul (1/23/10)*
Fouls	6 vs. West Virginia (1/7/04)*

*Indicates game played at the Purcell Pavilion, Notre Dame, Ind.
#Indicates school record

Opponent Highs and Lows in a BIG EAST Game

Opponent – BIG EAST Team Game High (1st Half)

Points	54, Connecticut (1/12/99)
Field Goals Made	22, Syracuse (3/4/03)*
Field Goals Attempted	44, Georgetown (3/4/01)*
Field Goal Percentage	65.2% (15-23), Providence (2/21/96)*
3 PT Field Goals Made	9 on three occasions
3 PT Field Goals Attempted	19, West Virginia (2/2/00)*
3 PT Field Goals Percentage	100.0% (5-5), Connecticut (2/8/97)*
Free Throws Made	21, Connecticut (1/12/99)
Free Throws Attempted	23, Connecticut (1/12/99)
Free Throw Percentage	100.0% on 11 occasions
Total Rebounds	33, Connecticut (2/21/04)
Offensive Rebounds	14, Georgetown (3/8/03)
Defensive Rebounds	21, on three occasions
Assists	15, Seton Hall (2/11/10)
Steals	9, Marquette (1/12/08)
Blocked Shots	10, Connecticut (2/21/04)
Turnovers	14, Pittsburgh (1/6/03)
Fouls	15, Villanova (1/27/10)

Opponent – BIG EAST Team Game High (2nd Half)

Points	68, Georgetown (4OT) (2/9/02)
Field Goals Made	23, Georgetown (4OT) (2/9/02)
Field Goals Attempted	60, Georgetown (4OT) (2/9/02)
Field Goal Percentage	66.7% (20-30), Pittsburgh (3/5/05)*
3 PT Field Goals Made	9, on three occasions
3 PT Field Goals Attempted	20, Miami (2/23/02)
3 PT Field Goals Percentage	83.3% (5-6), Boston College (3/1/97)
Free Throws Made	24, Pittsburgh (1/4/06)
Free Throws Attempted	39, Pittsburgh (1/4/06)
Free Throw Percentage	100.0% on four occasions
Total Rebounds	31, Syracuse (2/24/08)*
Offensive Rebounds	16, Syracuse (2/24/08)*
Defensive Rebounds	26, Connecticut (2/21/04)
Assists	19, Pittsburgh (1/4/06)
Steals	8, Marquette (1/12/08)
Blocked Shots	11, Georgetown (4 OT) (2/9/02)
Turnovers	10, Rutgers (1/31/04)
Fouls	20, Seton Hall (2/18/06)
	20, Rutgers (2/6/11)*

Opponent – BIG EAST Team Game High (Total)

Points	111, Georgetown (2/9/02)
Field Goals Made	41, Syracuse (3/4/03)*
Field Goals Attempted	87, Georgetown (1/7/97)
Field Goal Percentage	56.5% (34-60), Syracuse (1/17/04)*
3 PT Field Goals Made	14, Syracuse (1/16/00)
3 PT Field Goals Attempted	37, West Virginia (1/9/10)*
3 PT Field Goals Percentage	71.4% (5-7), Seton Hall (2/5/03)
Free Throws Made	35, Louisville (2OT) (2/10/10)
Free Throws Attempted	46, Pittsburgh (1/4/06)
Free Throw Percentage	100% (11-11), Connecticut (3/5/11)*
Total Rebounds	59, Connecticut (2/21/04)
Offensive Rebounds	32, Georgetown (1/7/97)
Defensive Rebounds	42, Connecticut (1/24/09)*
Assists	30, Pittsburgh (1/4/06)
Steals	24, Georgetown (2/10/99)*
Blocked Shots	19, Connecticut (OT) (2/21/06)
Turnovers	23, Villanova (1/6/02)*
Fouls	33, West Virginia (2/11/97)*

Opponent – BIG EAST Team Game Lows (1st Half)

Points	16, Georgetown (3/4/04)*
Field Goals Made	6, Georgetown (2/16/05)*
	6, USF (2/12/11)
Field Goals Attempted	18, Georgetown (2/27/10)
Field Goal Percentage	20.0% (6-30), USF (2/12/11)
3 PT Field Goals Made	0 on nine occasions
3 PT Field Goals Attempted	2, Georgetown (2/1/03)*
3 PT Field Goals Percentage	0.0% on nine occasions
Free Throws Made	0 on 10 occasions
Free Throws Attempted	0, on five occasions
Free Throw Percentage	0.0% on 10 occasions
Total Rebounds	7, Georgetown (2/27/10)
Offensive Rebounds	0, Virginia Tech (1/20/04)
Defensive Rebounds	5, Pittsburgh (2/24/10)*
Assists	2, USF (2/15/06)*
	2, Seton Hall (3/10/10)
Steals	0 on seven occasions
Blocked Shots	0 on 15 occasions
Turnovers	1 on five occasions*
Fouls	1, DePaul (12/31/08)
	1, West Virginia (3/12/10)

Opponent – BIG EAST Team Game Lows (2nd Half)

Points	16, Pittsburgh (3/11/10)*
Field Goals Made	5, West Virginia (1/9/02)
Field Goals Attempted	17, Boston College (1/9/96)
Field Goal Percentage	22.7%, West Virginia (1/9/02)
3 PT Field Goals Made	0, on three occasions
3 PT Field Goals Attempted	2, Connecticut (2/28/09)
3 PT Field Goals Percentage	0.0%, on three occasions
Free Throws Made	0, on four occasions
Free Throws Attempted	0, Pittsburgh (1/29/97)
	0, St. John's (1/23/07)
Free Throw Percentage	0.0% on four occasions
Total Rebounds	6, Marquette (3/6/10)
Offensive Rebounds	0, Marquette (3/6/10)
Defensive Rebounds	3, Virginia Tech (2/22/03)*
	3, Marquette (1/22/11)*
Assists	1, Pittsburgh (3/11/10)
Steals	0, on six occasions
Blocked Shots	0, on 12 occasions
Turnovers	0, West Virginia (3/10/04)
	0, Pittsburgh (1/31/09)
Fouls	2, Connecticut (2/21/05)

Opponent – BIG EAST Team Game Lows (Total)

Points	45, Pittsburgh (3/11/10)*
Field Goals Made	17 on four occasions
Field Goals Attempted	40, Syracuse (2/5/05)
Field Goal Percentage	28.1% (18-64), Georgetown (3/4/04)*
3 PT Field Goals Made	1, Georgetown (2/7/98)
	1, South Florida (2/15/06)*
3 PT Field Goals Attempted	7, Seton Hall (2/5/03)
3 PT Field Goals Percentage	9.5% (2-21), Seton Hall (2/6/99)
Free Throws Made	1, DePaul (2/2/08)*
	1, Rutgers (2/25/09)*
Free Throws Attempted	3, Connecticut (2/12/00)*
	3, DePaul (2/2/08)*
Free Throw Percentage	20.0% (1-5), Rutgers (2/25/09)*
Total Rebounds	20, Georgetown (2/27/10)
Offensive Rebounds	4, West Virginia (2/18/03)
Defensive Rebounds	12, Georgetown (2/27/10)
	12, Marquette (1/22/11)
Assists	6, Syracuse (2/5/05)
	6, Seton Hall (3/10/10)
Steals	1, Connecticut (3/11/04)
Blocked Shots	0 on four occasions
Turnovers	3, Marquette (1/26/09)*
	3, Connecticut (3/5/11)
Fouls	7, Connecticut (1/24/09)*
	7, Connecticut (2/28/09)

* Indicates game played at the Purcell Pavilion, Notre Dame, Ind.

The Last Time ...

Notre Dame recorded a ...

30-Point win..... was on 3/10/11 - ND 89, Cincinnati 51 (38 points)
40-Point win..... was on 12/22/10 - ND 93, UMBC 53 (40 points)*
50-Point win..... was on 12/28/06 - ND 101, Rider 51 (50 points)
30-Point loss..... was on 1/7/99 - ND 62, Villanova 93 (31 points)*

Notre Dame shot ...

60% on FGs was on 12/22/09 - 60.7% (37-61) vs. Bucknell (ND 101 - Bucknell 69)*
65% on FGs was on 1/30/02 - 66.7% (34-51) vs. Pittsburgh (ND 89 - Pittsburgh 76)*
90% on FTs was on 12/19/10 - 91.7% (11-12) vs. Stony Brook (ND 88 - Stony Brook 62)*

Notre Dame ...

Won 10 games in a row..... was from 11/24/07 thru 1/5/08 (10 straight)
Won 15 games in a row..... was from 12/31/53 thru 3/9/54 (18 straight)
Won 20 games in a row..... never
Lost 5 games in a row..... was from 1/12/09 thru 2/7/09 (7 straight)
Scored 100 points..... was on 11/17/10 (ND 102 - Chicago State 62)*
- Scored 100 points on the road was on 2/21/09 (ND 103 - Providence 84)
- Scored 100 points at a neutral site..... was on 3/12/78 (ND 100 - Houston 77) (NCAA First Round, Tulsa, OK)
- Scored 100 points and lost..... was on 3/20/71 (ND 106 - Houston 119) (NCAA Regional Semi-finals at Wichita, KS)
Allowed 100 points was on 11/26/08 vs. North Carolina (ND 87 - North Carolina 102)
Scored less than 50 points was on 3/22/08 vs. Washington State (ND 41 - Washington State 61)
Allowed less than 50 points was on 2/26/11 vs. Seton Hall (ND 66 - Seton Hall 48)*
Played an Overtime Game..... was on 3/11/11 (OT) vs. Louisville (ND 77 - Louisville 83)
- Played in a Multi-Overtime Game..... was on 11/28/10 (2OT) vs. Georgia (ND 89 - Georgia 83)
Won on a "last second" shot was on 3/19/09 vs. New Mexico (ND 70 - Pittsburgh 68 - Tory Jackson layup at 00:02)*
Had 5 double figure scorers.... was on 3/11/11 vs. Louisville (OT) (ND 77 - Louisville 83) Scott Martin 21, Tim Abromaitis 16, Ben Hansbrough 13, Ty Nash 13, Carleton Scott 10
Had 6 double figure scorers.... was on 2/12/11 vs. USF (ND 78 - USF 55) Jack Cooley 18, Carleton Scott 13, Ben Hansbrough 12, Tim Abromaitis 12, Ty Nash 10, Scott Martin 10
Had 7 double figure scorers never
Had two double-figure rebounders was on 11/26/10 vs. California (ND 57 - California 44) Carleton Scott 10, Tim Abromaitis 11
Had two players with double-doubles was on 2/28/11 vs. Villanova (ND 93 - Villanova 72) Ty Nash (11 pts, 11 rebs), Ben Hansbrough (30 pts, 10 assts)*
Had three players with double-doubles .. was on 11/17/10 vs. Chicago State (ND 102 - Chicago State 62) Tim Abromaitis (21 pts, 10 rebs), Carleton Scott (17 pts, 11 rebs), Tyrone Nash (11 pts, 10 rebs)*
Had two 30-point scorers was on 2/28/11 vs. Villanova (ND 93 - Villanova 72) Ben Hansbrough - 30, Tim Abromaitis - 30*
Had two 20-point scorers was on 2/28/11 vs. Villanova (ND 93 - Villanova 72) Ben Hansbrough - 30, Tim Abromaitis - 30*
Had three 20-point scorers was on 3/8/07 vs. Syracuse (ND 89 - Syracuse 83) Russell Carter 24, Luke Harangody 20, Colin Falls 23
Made 10 three-point field goals..... was on 2/28/11 vs. Villanova - 20-32 (62.5%) (ND 93 - Villanova 72)*
Made 20 three-point field goals..... was on 2/28/11 vs. Villanova - 20-32 (62.5%) (ND 93 - Villanova 72)*
Committed 10 turnovers or less was on 3/20/11 - 8 turnovers vs. Florida State (ND 57 - Florida State 71)
Committed 5 turnovers or less was on 3/10/11 - 5 turnovers vs. Cincinnati (ND 89 - Cincinnati 51)
Committed 25 turnovers was on 2/8/00 - 26 turnovers vs. Villanova (ND 69 - Villanova 86)
Forced 25 turnovers was on 11/16/01 - 30 turnovers vs. New Hampshire (ND 95 - New Hampshire 53)

An Irish player had ...

25+ points was on 11/12/11 - Eric Atkins (27) vs. Mississippi Valley State (ND 80 - Mississippi Valley State 67)*
30+ points was on 2/28/11 - Ben Hansbrough (30), Tim Abromaitis (30) vs. Villanova (ND 93 - Villanova 72)*
35+ points was on 2/4/10 - Luke Harangody (37) vs. Cincinnati (ND 83 - Cincinnati 65)*
40+ points was on 2/28/08 - Luke Harangody (40) vs. Louisville (ND 85 - Louisville 90)
50+ points..... never
15 or more rebounds was on 2/7/10 - Luke Harangody (15) vs. USF (ND 65 - USF 62)*
20 rebounds was on 3/22/08 - Luke Harangody (22) vs. Washington State (ND 41 - Washington State 61)
a "double-double" was on 2/28/11 - Ben Hansbrough (30 pts., 10 assts.), Ty Nash (11 pts., 11 rebs.) vs. Villanova (ND 93 - Villanova 72)*
a "triple-double" was on 11/16/01 - Chris Thomas (24 pts, 11 ast, 11 steals) vs. New Hampshire (ND 99 - New Hampshire 53)*
20 points and 10 rebounds was on 12/22/10 - Tim Abromaitis (21 pts., 11 rebs.) vs. UMBC (ND 93 - UMBC 62)*
20 points and 20 rebounds was on 1/8/01 - Troy Murphy (25 pts, 20 rebs) vs. Seton Hall (ND 76 - Seton Hall 78)
10 assists was on 2/28/11 - Ben Hansbrough (10) vs. Villanova (ND 93 - Villanova 72)*
10 blocks was on 11/17/02 - Jordan Cornette (11) vs. Belmont (ND 76 - Belmont 48)*#
10 steals was on 11/16/01 - Chris Thomas (11) vs. New Hampshire (ND 99, New Hampshire 53)*#

An opposing player had ...

25+ points was on 3/5/11 - Kemba Walker (34), Connecticut (ND 70 - Providence 67)
30+ points was on 3/5/11 - Kemba Walker (34), Connecticut (ND 70 - Providence 67)
35+ points was on 2/23/11 - Marshon Brooks (52), Providence (ND 94 - Providence 93)
40+ points was on 2/23/11 - Marshon Brooks (52), Providence (ND 94 - Providence 93)
50+ points was on 2/23/11 - Marshon Brooks (52), Providence (ND 94 - Providence 93)
15 rebounds was on 1/2/10 - Stanley Robinson (16), Connecticut (ND 70 - Connecticut 82)
20 rebounds was on 1/31/09 - DeJuan Blair (22), Pittsburgh (ND 80 - Pittsburgh 93)
a "double-double" was on 3/20/11 - Bernard James (14 pts., 10 rebs.), Florida State (ND 57 - Florida State 71)
a "triple-double" was on 2/21/06 - Marcus Williams (18 pts, 10 rebs, 13 asts) Connecticut (ND 74 - Connecticut 75 - OT)
20 points and 10 rebounds was on 1/2/10 - Stanley Robinson (22 pts., 16 rebs.), Connecticut (ND 70 - Connecticut 82)
20 points and 20 rebounds was on 1/31/09 - DeJuan Blair (23 pts., 22 rebs.), Pittsburgh (ND 80 - Pittsburgh 93)
10 assists was on 2/11/10 - Eugene Harvey (10), Seton Hall (ND 87 - Seton Hall 90)
10 blocks was on 1/5/08 - Hasheem Thabeet (10), Connecticut (ND 73 - Connecticut 67)*
10 steals was on 1/29/89 - Mark Macon (11), Temple (ND 64 - Temple 60)*

*indicates Notre Dame home game; #school record; @Purcell Pavilion record

The Last Time in a BIG EAST Game ...

Notre Dame Recorded a ...

30-Point win was on 3/10/11 - ND 89, Cincinnati 51 (38 points)
 40-Point win never
 50-Point win never
 30-Point loss was on 1/7/99 - ND 62, Villanova 93 (31 points)

Notre Dame Shot ...

60% on FGs was on 1/6/01 - 60.8% (31-51) vs. Rutgers (ND 87 - Rutgers 80)*
 65% on FGs was on 1/30/02 - 66.7% (34-51) vs. Pittsburgh (ND 89 - Pittsburgh 76)*
 90% on FTs was on 1/30/10 - 90.0% (9-10) vs. Rutgers (ND 73 - Rutgers 74)

Notre Dame ...

Won 5 BIG EAST games in a row was from 2/23/11 thru 3/11/11 (5 straight)
 Won 10 BIG EAST games in a row never
 Lost 5 BIG EAST games in a row was from 1/12/09 thru 2/4/09 - (6 straight)
 Scored 100 points was on 2/21/09 (ND 103 - Providence 84)
 - Scored 100 points on the road was on 2/21/09 (ND 103 - Providence 84)
 - Scored 100 points on the neutral site never
 - Scored 100 points and lost never
 Allowed 100 points was on 1/17/07 vs. Villanova (ND 87 - Villanova 102)
 Scored less than 50 points was on 1/6/07 vs. Georgetown (ND 48 - Georgetown 66)
 Allowed less than 50 points was on 2/26/11 vs. Seton Hall (ND 66 - Seton Hall 48)*
 Played an Overtime Game was on 3/11/11 (OT) vs. Louisville (ND 77 - Louisville 83)
 - Played in a Multi-Overtime Game was on 2/17/10 (2OT) at Louisville (ND 89 - Louisville 91)
 Won on a "last second" shot was on 2/9/03 vs. Pittsburgh (ND 66 - Pittsburgh 64 - Torin Francis layup at 00:00.6)*
 Had 5 double figure scorers.... was on 3/11/11 vs. Louisville (OT) (ND 77 - Louisville 83) Scott Martin 21, Tim Abromaitis 16, Ben Hansbrough 13, Ty Nash 13, Carleton Scott 10
 Had 6 double figure scorers.... was on 2/12/11 vs. USF (ND 78 - USF 55) Jack Cooley 18, Carleton Scott 13, Ben Hansbrough 12, Tim Abromaitis 12, Ty Nash 10, Scott Martin 10
 Had 7 double figure scorers..... never
 Had two double-figure rebounders was on 1/23/10 vs. DePaul (ND 87 - DePaul 77) Luke Harangody 11, Tyrone Nash 10, Ben Hansbrough 10*
 Had two players with double-doubles was on 2/28/11 vs. Villanova (ND 93 - Villanova 72) Ty Nash (11 pts, 11 rebs), Ben Hansbrough (30 pts, 10 assts)*
 Had three players with double-doubles ... was on 1/23/10 vs. DePaul (ND 87 - DePaul 77) Luke Harangody (24 pts, 11 rebs), Ben Hansbrough (15 pts, 10 rebs), Tyrone Nash (13 pts, 10 rebs)*
 Had four players with double-doubles was on 2/9/02 vs. Georgetown (Notre Dame 116, Georgetown 111 - 4OT) - Matt Carroll (30 pts, 10 rebs, Ryan Humphrey (23 pts, 14 rebs), Chris Thomas (22 pts, 12 assts.), Harold Swanagan (11 pts, 10 reb.)
 Had two 30-point scorers was on 2/28/11 vs. Villanova (ND 93 - Villanova 72) Ben Hansbrough - 30, Tim Abromaitis - 30*
 Had two 20-point scorers was on 2/28/11 vs. Villanova (ND 93 - Villanova 72) Ben Hansbrough - 30, Tim Abromaitis - 30*
 Had three 20-point scorers was on 3/8/07 vs. Syracuse (ND 89 - Syracuse 83) - Russell Carter 24, Luke Harangody 20, Colin Falls 23
 Made 10 three-point field goals was on 2/28/11 vs. Villanova - 20-32 (62.5%) (ND 93 - Villanova 72)*
 Made 20 three-point field goals was on 2/28/11 vs. Villanova - 20-32 (62.5%) (ND 93 - Villanova 72)*
 Committed 10 turnovers or less was on 3/10/11 - 5 turnovers vs. Cincinnati (ND 89 - Cincinnati 51)
 Committed 5 turnovers or less was on 3/10/11 - 5 turnovers vs. Cincinnati (ND 89 - Cincinnati 51)
 Committed 25 turnovers was on 2/8/00 - 26 turnovers vs. Villanova (ND 69 - Villanova 86)
 Forced 25 turnovers never

An Irish player had ...

25+ points was on 2/28/11 - Ben Hansbrough (30), Tim Abromaitis (30) vs. Villanova (ND 93 - Villanova 72)*
 30+ points was on 2/28/11 - Ben Hansbrough (30), Tim Abromaitis (30) vs. Villanova (ND 93 - Villanova 72)*
 35+ points was on 2/4/10 - Luke Harangody (37) vs. Cincinnati (ND 83 - Cincinnati 65)*
 40+ points was on 2/28/08 - Luke Harangody (40) vs. Louisville (ND 85 - Louisville 90)
 50+ points never
 15 or more rebounds was on 2/7/10 - Luke Harangody (15) vs. USF (ND 65 - USF 62)*
 20 rebounds was on 1/8/01 - Troy Murphy (20) vs. Seton Hall (ND 76 - Seton Hall 78)
 a "double-double" was on 2/28/11 - Ben Hansbrough (30 pts., 10 assts.), Ty Nash (11 pts., 11 rebs.) vs. Villanova (ND 93 - Villanova 72)*
 a "triple-double" never
 20 points and 10 rebounds was on 2/4/10 - Luke Harangody (37 pts., 14 rebs.) vs. Cincinnati (ND 83 - Cincinnati 65)*
 20 points and 10 rebounds was on 3/10/10 - Luke Harangody (20 pts., 10 rebs.) vs. Seton Hall (ND 68 - Seton Hall 56)
 10 assists was on 2/28/11 - Ben Hansbrough (10) vs. Villanova (ND 93 - Villanova 72)*
 10 blocks never
 10 steals never

An opposing player had ...

25+ points was on 3/5/11 - Kemba Walker (34), Connecticut (ND 70 - Providence 67)
 30+ points was on 3/5/11 - Kemba Walker (34), Connecticut (ND 70 - Providence 67)
 35+ points was on 2/23/11 - Marshon Brooks (52), Providence (ND 94 - Providence 93)
 40+ points was on 2/23/11 - Marshon Brooks (52), Providence (ND 94 - Providence 93)
 50+ points was on 2/23/11 - Marshon Brooks (52), Providence (ND 94 - Providence 93)
 15 rebounds was on 1/2/10 - Stanley Robinson (16), Connecticut (ND 70 - Connecticut 82)
 20 rebounds was on 1/31/09 - DeJuan Blair (22), Pittsburgh (ND 80 - Pittsburgh 93)
 a "double-double" was on 2/19/11 - Kevin Jones (11 pts., 11 rebs.), West Virginia (ND 58 - West Virginia 72)
 a "triple-double" was on 2/21/06 - Marcus Williams (18 pts, 10 rebs, 13 assts), Connecticut (ND 74 - Connecticut 75 - OT)
 20 points and 10 rebounds was on 1/2/10 - Stanley Robinson (22 pts., 16 rebs.), Connecticut (ND 70 - Connecticut 82)
 20 points and 20 rebounds was on 1/31/09 - DeJuan Blair (23 pts., 22 rebs.), Pittsburgh (ND 80 - Pittsburgh 93)
 10 assists was on 2/11/10 - Eugene Harvey (10), Seton Hall (ND 87 - Seton Hall 90)
 10 blocks was on 1/5/08 - Hasheem Thabeet (10), Connecticut (ND 73 - Connecticut 67)*
 10 steals never

Note: Notre Dame began playing as a member of the BIG EAST Conference in 1995-96.

* indicates Notre Dame home game; @ indicates Purcell Pavilion record; # indicates school record



0 Eric Atkins

Sophomore • Guard
 6-1 • 182
 Columbia, Md. • Mount Saint Joseph

Career Games With:

Double Figure Points	8
20-Plus Points.....	1
30-Plus Points.....	N/A
10-Plus Rebounds.....	N/A
10-Plus Assists	N/A
Double-Double	N/A

Season and Career Bests

Points		FG's	
Season	27 (vs. MVSU 11/12/11)	Season	6 (vs. MVSU 11/12/11)
Career	27 (vs. MVSU 11/12/11)	Career	6 (vs. MVSU 11/12/11)
Rebounds		3PT FG's	
Season	4 (vs. MVSU 11/12/11)	Season	3 (vs. MVSU 11/12/11)
Career	7 (vs. Gonzaga 12/11/10)	Career	3 (vs. MVSU 11/12/11)
Assists		FT's	
Season	6 (vs. MVSU 11/12/11)	Season	12 (vs. MVSU 11/12/11)
Career	7 (on two occasions)	Career	12 (vs. MVSU 11/12/11)
Steals		Minutes	
Season	1 (vs. MVSU 11/12/11)	Season	37 (vs. MVSU 11/12/11)
Career	3 (on two occasions)	Career	39 (on two occasions)
Blocks			
Season	--		
Career	1 (vs. Maine 11/22/10)		

2011-12 Honors, Awards & Accomplishments

- Set career highs in points (27), FG's (6), 3FG's (3) and FT's (12) in opener against Mississippi Valley State (11/12/11)

Game-By-Game Stats

	Start	FG-A	3P-A	FT-A	Reb	PF	TP	A	TO	BK	S	Min
Mississippi Valley State	*	6-7	3-3	12-12	4	3	27	6	4	0	1	37
Detroit												
Sam Houston State												
Delaware State												
Missouri												
California/Georgia												
Bryant												
Gonzaga												
Maryland												
Maine												
Dartmouth												
Indiana												
Sacred Heart												
Pittsburgh												
Cincinnati												
Louisville												
South Florida												
Connecticut												
Rutgers												
Syracuse												
Seton Hall												
Connecticut												
Marquette												
West Virginia												
DePaul												
Rutgers												
Villanova												
West Virginia												
St. John's												
Georgetown												
Providence												

Career Stats vs. The BIG EAST


Opponent	GP-GS	Min.	FG-A	3PT-A	FT-A	Reb.	A	PF	B	S	Pts.
Cincinnati	2-1	54	3-8	1-2	6-6	5/2.5	6	4	0	0	15/7.5
Connecticut	2-1	60	4-12	2-6	3-7	1/0.5	8	3	0	4	13/6.5
DePaul	1-0	21	2-3	1-2	1-1	2/2.0	3	0	0	0	6/6.0
Georgetown	1-0	19	0-2	0-1	0-0	1/1.0	2	4	0	0	0/0.0
Louisville	2-0	39	1-4	0-1	0-0	1/0.5	7	4	0	2	2/1.0
Marquette	2-1	57	9-15	3-8	6-7	1/0.5	4	4	0	3	27/13.5
Pittsburgh	1-0	22	1-1	0-0	0-0	0/0.0	1	0	0	1	2/2.0
Providence	1-0	17	0-0	0-0	3-4	1/1.0	0	2	0	0	3/3.0
Rutgers	1-0	23	2-4	0-0	1-2	2/2.0	6	3	0	2	5/5.0
St. John's	2-2	77	3-8	2-5	8-10	1/0.5	11	6	0	3	16/8.0
Seton Hall	1-0	16	0-1	0-0	0-0	0/0.0	1	2	0	0	0/0.0
USF	1-0	17	0-4	0-1	0-0	0/0.0	7	0	0	1	0/0.0
Syracuse	1-0	16	1-5	1-3	0-0	1/1.0	2	2	0	2	3/3.0
Villanova	1-0	19	1-1	1-1	2-3	0/0.0	1	2	0	0	5/5.0
West Virginia	1-0	21	0-2	0-0	0-0	1/1.0	3	3	0	0	0/0.0

Career Statistics

Season	GP-GS	Min	Avg	FG-A	Pct	3FG-A	Pct	FT-A	Pct	O-D-TOT	Avg	PF-FO	Ast	TO	Blk	Stl	Pts	Avg
2010-11	34-6	863	25.4	61-150	.407	23-66	.348	53-76	.697	16-46-62	1.8	60-0	110	43	1	21	198	5.8
2011-12	1-1	37	37.0	6-7	.857	3-3	1.000	12-12	1.000	0-4-4	4.0	3-0	6	4	0	1	27	27.0
TOTAL	35-7	900	25.7	67-157	.427	26-69	.377	65-88	.739	16-50-66	1.9	63-0	116	47	1	22	225	6.4

Career BIG EAST Statistics

Season	GP-GS	Min	Avg	FG-A	Pct	3FG-A	Pct	FT-A	Pct	O-D-TOT	Avg	PF-FO	Ast	TO	Blk	Stl	Pts	Avg
2010-11	18-5	447	24.8	27-64	.422	11-29	.379	28-38	.737	4-11-15	0.8	34-0	60	22	0	18	93	5.2
2011-12	0-0	0	0.0	0-0	.000	0-0	.000	0-0	.000	0-0-0	0.0	0-0	0	0	0	0	0	0.0
TOTAL	18-5	447	24.8	27-64	.422	11-29	.379	28-38	.737	4-11-15	0.8	34-0	60	22	0	18	93	5.2



4 Patrick Crowley

Sophomore • Guard
6-3 • 190
Los Gatos, Calif. • St. Francis

Career Games With:

Double Figure Points	N/A
20-Plus Points.....	N/A
30-Plus Points.....	N/A
10-Plus Rebounds.....	N/A
10-Plus Assists	N/A
Double-Double	N/A

Season and Career Bests

Points		FG's	
Season	--	Season	--
Career	--	Career	--
Rebounds		3PT FG's	
Season	--	Season	--
Career	--	Career	--
Assists		FT's	
Season	--	Season	--
Career	--	Career	--
Steals		Minutes	
Season	--	Season	1 (vs. MVSU 11/12/11)
Career	--	Career	1 (vs. MVSU 11/12/11)
Blocks			
Season	--		
Career	--		

2011-12 Honors, Awards & Accomplishments

Game-By-Game Stats

	Start	FG-A	3P-A	FT-A	Reb	PF	TP	A	TO	BK	S	Min
Mississippi Valley State		0-0	0-0	0-0	0	0	0	0	0	0	0	1
Detroit												
Sam Houston State												
Delaware State												
Missouri												
California/Georgia												
Bryant												
Gonzaga												
Maryland												
Maine												
Dartmouth												
Indiana												
Sacred Heart												
Pittsburgh												
Cincinnati												
Louisville												
South Florida												
Connecticut												
Rutgers												
Syracuse												
Seton Hall												
Connecticut												
Marquette												
West Virginia												
DePaul												
Rutgers												
Villanova												
West Virginia												
St. John's												
Georgetown												
Providence												

Career Stats vs. The BIG EAST

Opponent	GP-GS	Min.	FG-A	3PT-A	FT-A	Reb.	A	PF	B	S	Pts.
Cincinnati	0-0	0	0-0	0-0	0-0	0/0.0	0	0	0	0	0/0.0
Connecticut	0-0	0	0-0	0-0	0-0	0/0.0	0	0	0	0	0/0.0
DePaul	0-0	0	0-0	0-0	0-0	0/0.0	0	0	0	0	0/0.0
Georgetown	0-0	0	0-0	0-0	0-0	0/0.0	0	0	0	0	0/0.0
Louisville	0-0	0	0-0	0-0	0-0	0/0.0	0	0	0	0	0/0.0
Marquette	0-0	0	0-0	0-0	0-0	0/0.0	0	0	0	0	0/0.0
Pittsburgh	0-0	0	0-0	0-0	0-0	0/0.0	0	0	0	0	0/0.0
Providence	0-0	0	0-0	0-0	0-0	0/0.0	0	0	0	0	0/0.0
Rutgers	0-0	0	0-0	0-0	0-0	0/0.0	0	0	0	0	0/0.0
St. John's	0-0	0	0-0	0-0	0-0	0/0.0	0	0	0	0	0/0.0
Seton Hall	0-0	0	0-0	0-0	0-0	0/0.0	0	0	0	0	0/0.0
USF	0-0	0	0-0	0-0	0-0	0/0.0	0	0	0	0	0/0.0
Syracuse	0-0	0	0-0	0-0	0-0	0/0.0	0	0	0	0	0/0.0
Villanova	0-0	0	0-0	0-0	0-0	0/0.0	0	0	0	0	0/0.0
West Virginia	0-0	0	0-0	0-0	0-0	0/0.0	0	0	0	0	0/0.0

Career Statistics

Season	GP-GS	Min	Avg	FG-A	Pct	3FG-A	Pct	FT-A	Pct	O-D-TOT	Avg	PF-FO	Ast	TO	Blk	Stl	Pts	Avg
2011-12	1-0	1	1.0	0-0	.000	0-0	.000	0-0	.000	0-0-0	0.0	0-0	0	0	0	0	0	0.0
TOTAL	1-0	1	1.0	0-0	.000	0-0	.000	0-0	.000	0-0-0	0.0	0-0	0	0	0	0	0	0.0

Career BIG EAST Statistics

Season	GP-GS	Min	Avg	FG-A	Pct	3FG-A	Pct	FT-A	Pct	O-D-TOT	Avg	PF-FO	Ast	TO	Blk	Stl	Pts	Avg
2011-12	0-0	0	0.0	0-0	.000	0-0	.000	0-0	.000	0-0-0	0.0	0-0	0	0	0	0	0	0.0
TOTAL	0-0	0	0.0	0-0	.000	0-0	.000	0-0	.000	0-0-0	0.0	0-0	0	0	0	0	0	0.0



12 Alex Dragicevich

Sophomore • Guard

6-7 • 221

Northbrook, Ill. • Glenbrook North

Career Games With:

Double Figure Points	N/A
20-Plus Points	N/A
30-Plus Points	N/A
10-Plus Rebounds	N/A
10-Plus Assists	N/A
Double-Double	N/A

Season and Career Bests

Points	Season 7 (vs. MVSU 11/12/11)	FG's	Season 2 (vs. MVSU 11/12/11)
Career 9 (vs. Georgia Southern 11/12/10)	Career 2 (on two occasions)	3PT FG's	Season --
Rebounds	Season 4 (vs. MVSU 11/12/11)	Career 1 (on two occasions)	FT's
Career 4 (vs. MVSU 11/12/11)	Career 4 (vs. Georgia Southern 11/12/10)	Season 3 (vs. MVSU 11/12/11)	Career 4 (vs. Georgia Southern 11/12/10)
Assists	Season 2 (vs. MVSU 11/12/11)	Minutes	Season 21 (vs. MVSU 11/12/11)
Career 2 (vs. MVSU 11/12/11)	Career 21 (vs. MVSU 11/12/11)	Career 21 (vs. MVSU 11/12/11)	
Steals	Season --		
Career 1 (vs. Florida State 3/20/11)			
Blocks	Season --		
Career --			

2011-12 Honors, Awards & Accomplishments

Game-By-Game Stats

	Start	FG-A	3P-A	FT-A	Reb	PF	TP	A	TO	BK	S	Min
Mississippi Valley State		2-7	0-3	3-4	4	0	7	2	0	0	0	21
Detroit												
Sam Houston State												
Delaware State												
Missouri												
California/Georgia												
Bryant												
Gonzaga												
Maryland												
Maine												
Dartmouth												
Indiana												
Sacred Heart												
Pittsburgh												
Cincinnati												
Louisville												
South Florida												
Connecticut												
Rutgers												
Syracuse												
Seton Hall												
Connecticut												
Marquette												
West Virginia												
DePaul												
Rutgers												
Villanova												
West Virginia												
St. John's												
Georgetown												
Providence												

Career Stats vs. The BIG EAST

Opponent	GP-GS	Min.	FG-A	3PT-A	FT-A	Reb.	A	PF	B	S	Pts.
Cincinnati	1-0	4	0-0	0-0	0-0	1/1.0	1	0	0	0	0/0.0
Connecticut	0-0	0	0-0	0-0	0-0	0/0.0	0	0	0	0	0/0.0
DePaul	1-0	3	0-0	0-0	0-0	1/1.0	0	0	0	0	0/0.0
Georgetown	0-0	0	0-0	0-0	0-0	0/0.0	0	0	0	0	0/0.0
Louisville	0-0	0	0-0	0-0	0-0	0/0.0	0	0	0	0	0/0.0
Marquette	1-0	4	1-1	0-0	0-0	0/0.0	1	0	0	0	2/2.0
Pittsburgh	0-0	0	0-0	0-0	0-0	0/0.0	0	0	0	0	0/0.0
Providence	0-0	0	0-0	0-0	0-0	0/0.0	0	0	0	0	0/0.0
Rutgers	0-0	0	0-0	0-0	0-0	0/0.0	0	0	0	0	0/0.0
St. John's	1-0	3	0-2	0-2	1-2	0/0.0	0	0	0	0	1/1.0
Seton Hall	0-0	0	0-0	0-0	0-0	0/0.0	0	0	0	0	0/0.0
USF	1-0	5	1-2	1-2	0-0	0/0.0	0	0	0	0	3/3.0
Syracuse	0-0	0	0-0	0-0	0-0	0/0.0	0	0	0	0	0/0.0
Villanova	1-0	1	0-0	0-0	0-2	1/1.0	0	0	0	0	0/0.0
West Virginia	1-0	2	0-2	0-2	0-0	0/0.0	0	0	0	0	0/0.0

Career Statistics

Season	GP-GS	Min	Avg	FG-A	Pct	3FG-A	Pct	FT-A	Pct	O-D-TOT	Avg	PF-FO	Ast	TO	Blk	Stl	Pts	Avg
2010-11	14-0	62	4.4	5-17	.294	2-10	.200	8-13	.615	4-7-11	0.8	1-0	3	2	0	1	20	1.4
2011-12	1-0	21	21.0	2-7	.286	0-3	.000	3-4	.750	2-2-4	4.0	0-0	2	0	0	0	7	7.0
TOTAL	15-0	83	5.5	7-24	.292	2-13	.154	11-17	.647	6-9-15	1.0	1-0	5	2	0	1	27	1.8

Career BIG EAST Statistics

Season	GP-GS	Min	Avg	FG-A	Pct	3FG-A	Pct	FT-A	Pct	O-D-TOT	Avg	PF-FO	Ast	TO	Blk	Stl	Pts	Avg
2010-11	6-0	18	3.0	2-7	.286	1-6	.167	1-4	.250	0-2-2	0.3	0-0	1	2	0	0	6	1.0
2011-12	0-0	0	0.0	0-0	.000	0-0	.000	0-0	.000	0-0-0	0.0	0-0	0	0	0	0	0	0.0
TOTAL	6-0	18	3.0	2-7	.286	1-6	.167	1-4	.250	0-2-2	0.3	0-0	1	2	0	0	6	1.0



14 Scott Martin | Senior • Guard 6-8 • 222 Valparaiso, Ind. • Valparaiso

Career Games With:

Double Figure Points ...33 (20 with ND)
 20-Plus Points.....1 (1 with ND)
 30-Plus Points.....N/A
 10-Plus Rebounds.....1 (1 with ND)
 10-Plus AssistsN/A
 Double-Double1 (1 with ND)

Season and Career Bests

Points	Season 15 (vs. MVSU 11/12/11) Career 21 (vs. Louisville 3/11/11)	FG's	Season 6 (vs. MVSU 11/12/11) Career 8 (vs. Louisville 3/11/11)
Rebounds	Season 5 (vs. MVSU 11/12/11) Career 11 (vs. Marquette 1/10/11)	3PT FG's	Season 2 (vs. MVSU 11/12/11) Career 3 (on three occasions)
Assists	Season 2 (vs. MVSU 11/12/11) Career 6 (vs. Syracuse 1/1/11)	FT's	Season 1 (vs. MVSU 11/12/11) Career 8 (on three occasions)
Steals	Season 1 (vs. MVSU 11/12/11) Career 4 (vs. Clemson 11/27/07)	Minutes	Season 34 (vs. MVSU 11/12/11) Career 44 (vs. Louisville 3/11/11)
Blocks	Season --- Career 3 (on three occasions)		

2011-12 Honors, Awards & Accomplishments

- Team Captain

Game-By-Game Stats

	Start	FG-A	3P-A	FT-A	Reb	PF	TP	A	TO	BK	S	Min
Mississippi Valley State	*	6-14	2-6	1-2	5	3	15	2	3	0	1	34
Detroit												
Sam Houston State												
Delaware State												
Missouri												
California/Georgia												
Bryant												
Gonzaga												
Maryland												
Maine												
Dartmouth												
Indiana												
Sacred Heart												
Pittsburgh												
Cincinnati												
Louisville												
South Florida												
Connecticut												
Rutgers												
Syracuse												
Seton Hall												
Connecticut												
Marquette												
West Virginia												
DePaul												
Rutgers												
Villanova												
West Virginia												
St. John's												
Georgetown												
Providence												

Career Stats vs. The BIG EAST


Opponent	GP-GS	Min.	FG-A	3PT-A	FT-A	Reb.	A	PF	B	S	Pts.
Cincinnati	2-2	66	9-18	3-4	1-3	11/5.5	3	1	1	1	22/11.0
Connecticut	2-2	65	6-16	2-7	3-7	9/4.5	3	6	1	0	17/8.5
DePaul	2-2	66	9-20	4-8	3-4	8/4.0	2	4	0	2	25/12.5
Georgetown	1-1	30	5-9	1-1	0-4	3/3.0	1	1	0	1	11/11.0
Louisville	3-3	105	13-29	4-12	8-14	17/5.7	7	6	0	4	38/12.7
Marquette	2-2	69	5-20	1-7	9-12	14/7.0	3	6	1	0	20/10.0
Pittsburgh	0-0	0	0-0	0-0	0-0	0/0.0	0	0	0	0	0/0.0
Providence	1-1	33	4-8	2-4	0-0	5/5.0	1	3	0	1	10/10.0
Rutgers	1-1	34	3-6	0-1	8-9	2/2.0	3	2	0	0	14/14.0
St. John's	2-2	64	7-18	0-6	2-4	12/6.0	3	5	0	0	16/8.0
Seton Hall	1-1	35	2-7	2-5	0-0	4/4.0	3	1	1	2	6/6.0
USF	1-1	30	4-6	2-3	0-0	7/7.0	2	0	3	1	10/10.0
Syracuse	1-1	34	3-9	0-2	4-4	7/7.0	6	2	1	1	10/10.0
Villanova	1-1	28	2-5	1-2	0-0	0/0.0	1	2	0	0	5/5.0
West Virginia	1-1	32	4-11	1-6	0-0	6/6.0	0	4	0	0	9/9.0

Career Statistics

Season	GP-GS	Min	Avg	FG-A	Pct	3FG-A	Pct	FT-A	Pct	O-D-TOT	Avg	PF-FO	Ast	TO	Blk	Stl	Pts	Avg
2007-08	32-8	700	21.9	84-225	.373	26-83	.313	78-112	.696	42-79-121	3.8	78-3	44	48	21	31	272	8.5
2008-09																		
2009-10																		
2010-11	33-33	1008	30.5	115-269	.428	34-102	.333	55-86	.640	33-125-158	4.8	63-0	61	51	10	16	319	9.7
2011-12	1-1	34	34.0	6-14	.429	2-6	.333	1-2	.500	1-4-5	5.0	3-0	2	3	0	1	15	15.0
TOTAL	66-42	1742	26.4	205-508	.404	62-191	.325	134-200	.670	76-208-284	4.3	144-3	107	102	31	48	606	9.2

Career BIG EAST Statistics

Season	GP-GS	Min	Avg	FG-A	Pct	3FG-A	Pct	FT-A	Pct	O-D-TOT	Avg	PF-FO	Ast	TO	Blk	Stl	Pts	Avg
2008-09																		
2009-10																		
2010-11	18-18	593	32.9	60-151	.397	19-57	.333	31-49	.633	18-73-91	5.1	38-0	33	32	7	9	170	9.4
2011-12	0-0	0	0.0	0-0	.000	0-0	.000	0-0	.000	0-0-0	0.0	0-0	0	0	0	0	0	0.0
TOTAL	18-18	593	32.9	60-151	.397	19-57	.333	31-49	.633	18-73-91	5.1	38-0	33	32	7	9	170	9.4



21 Tim Abromaitis | Graduate Student • Forward 6-8 • 236 Unionville, Conn. • Farmington

Career Games With:

Double Figure Points	57
20-Plus Points.....	21
30-Plus Points.....	3
10-Plus Rebounds.....	4
10-Plus Assists	N/A
Double-Double	3

Season and Career Bests

Points	Season --	FG's	Season --
Career 31 (vs. UCF 12/6/09)		Career 11 (on two occasions)	
Rebounds	Season --	3PT FG's	Season --
Career 11 (on two occasions)		Career 9 (vs. Villanova 2/28/11)	
Assists	Season --	FT's	Season --
Career 7 (vs. Chicago State 11/17/10)		Career 12 (vs. Seton Hall 2/11/10)	
Steals	Season --	Minutes	Season --
Career 3 (vs. DePaul 2/3/11)		Career 46 (vs. Georgia 11/25/10)	
Blocks	Season --		
Career 2 (on four occasions)			

2011-12 Honors, Awards & Accomplishments

- Preseason All-BIG EAST First Team
- John R. Wooden Award Preseason Top 50 List
- Naismith Trophy Preseason Watch List
- Lowe's Senior CLASS Award Candidate
- Team Captain

Game-By-Game Stats

Start FG-A 3P-A FT-A Reb PF TP A TO BK S Min

Mississippi Valley State
Detroit
Sam Houston State
Delaware State
Missouri
California/Georgia
Bryant
Gonzaga
Maryland
Maine
Dartmouth
Indiana
Sacred Heart
Pittsburgh
Cincinnati
Louisville
South Florida
Connecticut
Rutgers
Syracuse
Seton Hall
Connecticut
Marquette
West Virginia
DePaul
Rutgers
Villanova
West Virginia
St. John's
Georgetown
Providence

Career Stats vs. The BIG EAST

Opponent	GP-GS	Min.	FG-A	3PT-A	FT-A	Reb.	A	PF	B	S	Pts.
Cincinnati	4-4	127	21-42	10-17	15-20	23/5.8	9	13	1	4	67/16.8
Connecticut	4-3	147	18-42	6-20	6-12	22/5.5	4	7	1	4	48/12.0
DePaul	2-2	62	13-25	6-12	11-12	10/5.0	4	3	0	4	43/21.5
Georgetown	3-2	75	13-31	6-16	9-9	8/2.7	4	3	2	2	41/13.7
Louisville	3-3	130	22-41	5-11	19-20	16/5.3	5	7	2	1	68/22.7
Marquette	4-3	110	12-32	3-14	9-11	17/4.3	4	6	0	1	36/9.0
Pittsburgh	3-3	102	7-15	3-6	9-10	9/3.0	1	3	3	0	26/8.7
Providence	2-2	62	19-30	9-15	3-6	12/6.0	2	2	0	2	50/25.0
Rutgers	2-2	72	10-21	4-11	3-4	18/9.0	3	5	0	0	27/13.5
St. John's	3-3	113	15-31	7-15	9-11	18/6.0	5	8	0	3	46/15.3
Seton Hall	4-3	116	11-29	7-16	20-24	22/5.5	4	5	0	1	49/12.3
USF	3-3	91	12-24	5-11	1-1	11/3.7	6	5	1	3	30/10.0
Syracuse	2-2	76	16-32	8-17	1-3	9/4.5	5	7	1	1	41/20.5
Villanova	2-2	74	13-30	11-21	9-12	9/4.5	6	6	0	0	46/23.0
West Virginia	3-3	98	8-23	4-12	13-17	15/5.0	4	11	1	2	33/11.0

Career Statistics

Season	GP-GS	Min	Avg	FG-A	Pct	3FG-A	Pct	FT-A	Pct	O-D-TOT	Avg	PF-FO	Ast	TO	Blk	Stl	Pts	Avg
2007-08	12-0	40	3.3	6-21	.286	1-8	.125	7-7	1.000	5-7-12	1.0	5-0	3	4	1	1	20	1.7
2008-09										Did Not Play								
2009-10	35-26	1104	31.5	183-370	.495	81-189	.429	117-134	.873	43-123-166	4.7	76-1	52	42	11	17	564	16.1
2010-11	34-34	1162	34.2	169-371	.456	78-182	.429	109-139	.784	45-161-206	6.1	66-1	61	52	15	26	525	15.4
2011-12	0-0	0	0.0	0-0	.000	0-0	.000	0-0	.000	0-0-0	0.0	0-0	0	0	0	0	0	0.0
TOTAL	81-60	2306	28.5	358-762	.470	160-379	.422	233-280	.832	93-291-384	4.7	147-2	116	98	27	44	1109	13.7

Career BIG EAST Statistics

Season	GP-GS	Min	Avg	FG-A	Pct	3FG-A	Pct	FT-A	Pct	O-D-TOT	Avg	PF-FO	Ast	TO	Blk	Stl	Pts	Avg
2007-08	3-0	5	1.7	1-2	.500	0-1	.000	2-2	1.000	0-0-0	0.0	1-0	1	1	0	0	4	1.3
2008-09										Did Not Play								
2009-10	18-17	647	35.9	102-217	.470	45-109	.413	78-90	.867	28-74-102	5.7	37-1	34	25	6	9	327	18.2
2010-11	18-18	632	35.1	89-188	.473	43-91	.473	43-61	.705	22-75-97	5.4	39-1	24	32	5	16	264	14.7
2011-12	0-0	0	0.0	0-0	.000	0-0	.000	0-0	.000	0-0-0	0.0	0-0	0	0	0	0	0	0.0
TOTAL	39-35	1284	32.9	192-407	.472	88-201	.438	123-153	.804	50-149-199	5.1	77-2	59	58	11	25	595	15.3



22 Jerian Grant | Sophomore • Guard 6-5 • 195 Bowie, Md. • DeMatha

Career Games With:

Double Figure Points	1
20-Plus Points.....	N/A
30-Plus Points.....	N/A
10-Plus Rebounds.....	N/A
10-Plus Assists	N/A
Double-Double	N/A

2011-12 Honors, Awards & Accomplishments

- Played in first game and recorded first start in season opener against Mississippi Valley State (11/12/11)

Season and Career Bests

Points	Season 11 (vs. MVSU 11/12/11)	FG's	Season 4 (vs. MVSU 11/12/11)
Career 11 (vs. MVSU 11/12/11)	Career 4 (vs. MVSU 11/12/11)	3PT FG's	Season 2 (vs. MVSU 11/12/11)
Rebounds	Season 2 (vs. MVSU 11/12/11)	Career 2 (vs. MVSU 11/12/11)	FT's
Career 2 (vs. MVSU 11/12/11)	Season 5 (vs. MVSU 11/12/11)	Career 1 (vs. MVSU 11/12/11)	Season 1 (vs. MVSU 11/12/11)
Assists	Season 5 (vs. MVSU 11/12/11)	Career 1 (vs. MVSU 11/12/11)	Minutes
Career 5 (vs. MVSU 11/12/11)	Season 2 (vs. MVSU 11/12/11)	Career 33 (vs. MVSU 11/12/11)	Season 33 (vs. MVSU 11/12/11)
Steals	Season 2 (vs. MVSU 11/12/11)	Career 33 (vs. MVSU 11/12/11)	
Career 2 (vs. MVSU 11/12/11)			
Blocks	Season --		
Career --			

Game-By-Game Stats

	Start	FG-A	3P-A	FT-A	Reb	PF	TP	A	TO	BK	S	Min
Mississippi Valley State	*	4-7	2-3	1-1	2	1	11	5	1	0	2	33
Detroit												
Sam Houston State												
Delaware State												
Missouri												
California/Georgia												
Bryant												
Gonzaga												
Maryland												
Maine												
Dartmouth												
Indiana												
Sacred Heart												
Pittsburgh												
Cincinnati												
Louisville												
South Florida												
Connecticut												
Rutgers												
Syracuse												
Seton Hall												
Connecticut												
Marquette												
West Virginia												
DePaul												
Rutgers												
Villanova												
West Virginia												
St. John's												
Georgetown												
Providence												

Career Stats vs. The BIG EAST

Opponent	GP-GS	Min.	FG-A	3PT-A	FT-A	Reb.	A	PF	B	S	Pts.
Cincinnati	0-0	0	0-0	0-0	0-0	0/0.0	0	0	0	0	0/0.0
Connecticut	0-0	0	0-0	0-0	0-0	0/0.0	0	0	0	0	0/0.0
DePaul	0-0	0	0-0	0-0	0-0	0/0.0	0	0	0	0	0/0.0
Georgetown	0-0	0	0-0	0-0	0-0	0/0.0	0	0	0	0	0/0.0
Louisville	0-0	0	0-0	0-0	0-0	0/0.0	0	0	0	0	0/0.0
Marquette	0-0	0	0-0	0-0	0-0	0/0.0	0	0	0	0	0/0.0
Pittsburgh	0-0	0	0-0	0-0	0-0	0/0.0	0	0	0	0	0/0.0
Providence	0-0	0	0-0	0-0	0-0	0/0.0	0	0	0	0	0/0.0
Rutgers	0-0	0	0-0	0-0	0-0	0/0.0	0	0	0	0	0/0.0
St. John's	0-0	0	0-0	0-0	0-0	0/0.0	0	0	0	0	0/0.0
Seton Hall	0-0	0	0-0	0-0	0-0	0/0.0	0	0	0	0	0/0.0
USF	0-0	0	0-0	0-0	0-0	0/0.0	0	0	0	0	0/0.0
Syracuse	0-0	0	0-0	0-0	0-0	0/0.0	0	0	0	0	0/0.0
Villanova	0-0	0	0-0	0-0	0-0	0/0.0	0	0	0	0	0/0.0
West Virginia	0-0	0	0-0	0-0	0-0	0/0.0	0	0	0	0	0/0.0

Career Statistics

Season	GP-GS	Min	Avg	FG-A	Pct	3FG-A	Pct	FT-A	Pct	O-D-TOT	Avg	PF-FO	Ast	TO	Blk	Stl	Pts	Avg	
2010-11										Did Not Play									
2011-12	1-1	33	33.0	4-7	.571	2-3	.667	1-1	1.000	1-1-2	2.0	1-0	5	1	0	2	11	11.0	
TOTAL	1-1	33	33.0	4-7	.571	2-3	.667	1-1	1.000	1-1-2	2.0	1-0	5	1	0	2	11	11.0	

Career BIG EAST Statistics

Season	GP-GS	Min	Avg	FG-A	Pct	3FG-A	Pct	FT-A	Pct	O-D-TOT	Avg	PF-FO	Ast	TO	Blk	Stl	Pts	Avg	
2010-11										Did Not Play									
2011-12	0-0	0	0.0	0-0	.000	0-0	.000	0-0	.000	0-0-0	0.0	0-0	0	0	0	0	0	0.0	
TOTAL	0-0	0	0.0	0-0	.000	0-0	.000	0-0	.000	0-0-0	0.0	0-0	0	0	0	0	0	0.0	



24 Pat Connaughton

Freshman • Guard/Forward
6-5 • 206
Arlington, Mass. • St. John's Prep

Career Games With:

Double Figure Points	N/A
20-Plus Points	N/A
30-Plus Points	N/A
10-Plus Rebounds	N/A
10-Plus Assists	N/A
Double-Double	N/A

2011-12 Honors, Awards & Accomplishments

Season and Career Bests

Points		FG's	
Season	2 (vs. MVSU 11/12/11)	Season	--
Career	2 (vs. MVSU 11/12/11)	Career	--
Rebounds		3PT FG's	
Season	4 (vs. MVSU 11/12/11)	Season	--
Career	4 (vs. MVSU 11/12/11)	Career	--
Assists		FT's	
Season	--	Season	2 (vs. MVSU 11/12/11)
Career	--	Career	2 (vs. MVSU 11/12/11)
Steals		Minutes	
Season	--	Season	15 (vs. MVSU 11/12/11)
Career	--	Career	15 (vs. MVSU 11/12/11)
Blocks			
Season	--		
Career	--		

Game-By-Game Stats

	Start	FG-A	3P-A	FT-A	Reb	PF	TP	A	TO	BK	S	Min
Mississippi Valley State		0-4	0-2	2-2	4	1	2	0	0	0	0	15
Detroit												
Sam Houston State												
Delaware State												
Missouri												
California/Georgia												
Bryant												
Gonzaga												
Maryland												
Maine												
Dartmouth												
Indiana												
Sacred Heart												
Pittsburgh												
Cincinnati												
Louisville												
South Florida												
Connecticut												
Rutgers												
Syracuse												
Seton Hall												
Connecticut												
Marquette												
West Virginia												
DePaul												
Rutgers												
Villanova												
West Virginia												
St. John's												
Georgetown												
Providence												

Career Stats vs. The BIG EAST


Opponent	GP-GS	Min.	FG-A	3PT-A	FT-A	Reb.	A	PF	B	S	Pts.
Cincinnati	0-0	0	0-0	0-0	0-0	0/0.0	0	0	0	0	0/0.0
Connecticut	0-0	0	0-0	0-0	0-0	0/0.0	0	0	0	0	0/0.0
DePaul	0-0	0	0-0	0-0	0-0	0/0.0	0	0	0	0	0/0.0
Georgetown	0-0	0	0-0	0-0	0-0	0/0.0	0	0	0	0	0/0.0
Louisville	0-0	0	0-0	0-0	0-0	0/0.0	0	0	0	0	0/0.0
Marquette	0-0	0	0-0	0-0	0-0	0/0.0	0	0	0	0	0/0.0
Pittsburgh	0-0	0	0-0	0-0	0-0	0/0.0	0	0	0	0	0/0.0
Providence	0-0	0	0-0	0-0	0-0	0/0.0	0	0	0	0	0/0.0
Rutgers	0-0	0	0-0	0-0	0-0	0/0.0	0	0	0	0	0/0.0
St. John's	0-0	0	0-0	0-0	0-0	0/0.0	0	0	0	0	0/0.0
Seton Hall	0-0	0	0-0	0-0	0-0	0/0.0	0	0	0	0	0/0.0
USF	0-0	0	0-0	0-0	0-0	0/0.0	0	0	0	0	0/0.0
Syracuse	0-0	0	0-0	0-0	0-0	0/0.0	0	0	0	0	0/0.0
Villanova	0-0	0	0-0	0-0	0-0	0/0.0	0	0	0	0	0/0.0
West Virginia	0-0	0	0-0	0-0	0-0	0/0.0	0	0	0	0	0/0.0

Career Statistics

Season	GP-GS	Min	Avg	FG-A	Pct	3FG-A	Pct	FT-A	Pct	O-D-TOT	Avg	PF-FO	Ast	TO	Blk	Stl	Pts	Avg
2011-12	1-0	15	15.0	0-4	.000	0-2	.000	2-2	1.000	0-4-4	4.0	1-0	0	0	0	0	2	2.0
TOTAL	1-0	15	15.0	0-4	.000	0-2	.000	2-2	1.000	0-4-4	4.0	1-0	0	0	0	0	2	2.0

Career BIG EAST Statistics

Season	GP-GS	Min	Avg	FG-A	Pct	3FG-A	Pct	FT-A	Pct	O-D-TOT	Avg	PF-FO	Ast	TO	Blk	Stl	Pts	Avg
2010-11	0-0	0	0.0	0-0	.000	0-0	.000	0-0	.000	0-0-0	0.0	0-0	0	0	0	0	0	0.0
TOTAL	0-0	0	0.0	0-0	.000	0-0	.000	0-0	.000	0-0-0	0.0	0-0	0	0	0	0	0	0.0



25 Tom Knight | Junior • Forward 6-9 • 250 Dixfield, Maine • Dirigo

Career Games With:

Double Figure Points	N/A
20-Plus Points	N/A
30-Plus Points	N/A
10-Plus Rebounds.....	N/A
10-Plus Assists	N/A
Double-Double	N/A

Season and Career Bests

Points		FG's	
Season	--	Season	--
Career	7 (on two occasions)	Career	3 (on two occasions)
Rebounds		3PT FG's	
Season	2 (vs. MVSU 11/12/11)	Season	--
Career	5 (vs. UMBC 12/22/10)	Career	--
Assists		FT's	
Season	--	Season	--
Career	1 (on three occasions)	Career	1 (on two occasions)
Steals		Minutes	
Season	--	Season	5 (vs. MVSU 11/12/11)
Career	--	Career	9 (on two occasions)
Blocks			
Season	--		
Career	1 (on two occasions)		

2011-12 Honors, Awards & Accomplishments

Game-By-Game Stats

	Start	FG-A	3P-A	FT-A	Reb	PF	TP	A	TO	BK	S	Min
Mississippi Valley State		0-0	0-0	0-0	2	0	0	0	0	0	0	5
Detroit												
Sam Houston State												
Delaware State												
Missouri												
California/Georgia												
Bryant												
Gonzaga												
Maryland												
Maine												
Dartmouth												
Indiana												
Sacred Heart												
Pittsburgh												
Cincinnati												
Louisville												
South Florida												
Connecticut												
Rutgers												
Syracuse												
Seton Hall												
Connecticut												
Marquette												
West Virginia												
DePaul												
Rutgers												
Villanova												
West Virginia												
St. John's												
Georgetown												
Providence												

Career Stats vs. The BIG EAST


Opponent	GP-GS	Min.	FG-A	3PT-A	FT-A	Reb.	A	PF	B	S	Pts.
Cincinnati	1-0	4	1-1	0-0	0-0	0/0.0	0	1	0	0	2/2.0
Connecticut	0-0	0	0-0	0-0	0-0	0/0.0	0	0	0	0	0/0.0
DePaul	1-0	2	1-1	0-0	0-0	0/0.0	0	0	0	0	2/2.0
Georgetown	0-0	0	0-0	0-0	0-0	0/0.0	0	0	0	0	0/0.0
Louisville	0-0	0	0-0	0-0	0-0	0/0.0	0	0	0	0	0/0.0
Marquette	1-0	2	0-0	0-0	0-0	1/1.0	0	0	0	0	0/0.0
Pittsburgh	0-0	0	0-0	0-0	0-0	0/0.0	0	0	0	0	0/0.0
Providence	0-0	0	0-0	0-0	0-0	0/0.0	0	0	0	0	0/0.0
Rutgers	0-0	0	0-0	0-0	0-0	0/0.0	0	0	0	0	0/0.0
St. John's	1-0	0	0-0	0-0	0-0	0/0.0	0	0	0	0	0/0.0
Seton Hall	0-0	0	0-0	0-0	0-0	0/0.0	0	0	0	0	0/0.0
USF	1-0	5	0-2	0-0	0-0	0/0.0	0	0	0	0	0/0.0
Syracuse	1-0	0+	0-0	0-0	0-0	0/0.0	0	0	0	0	0/0.0
Villanova	1-0	1	0-0	0-0	0-0	1/1.0	1	1	0	0	0/0.0
West Virginia	0-0	0	0-0	0-0	0-0	0/0.0	0	0	0	0	0/0.0

Career Statistics

Season	GP-GS	Min	Avg	FG-A	Pct	3FG-A	Pct	FT-A	Pct	O-D-TOT	Avg	PF-FO	Ast	TO	Blk	Stl	Pts	Avg	
2009-10										Did Not Play									
2010-11	14-0	53	3.8	9-19	.474	0-0	.000	2-2	1.000	7-9-16	1.1	3-0	3	1	2	0	20	1.4	
2011-12	1-0	5	5.0	0-0	.000	0-0	.000	0-0	.000	0-2-2	2.0	0-0	0	0	0	0	0	0.0	
TOTAL	15-0	58	3.9	9-19	.474	0-0	.000	2-2	1.000	7-11-18	1.2	3-0	3	1	2	0	20	1.3	

Career BIG EAST Statistics

Season	GP-GS	Min	Avg	FG-A	Pct	3FG-A	Pct	FT-A	Pct	O-D-TOT	Avg	PF-FO	Ast	TO	Blk	Stl	Pts	Avg	
2009-10										Did Not Play									
2010-11	6-0	11	1.8	1-3	.333	0-0	.000	0-0	.000	1-1-2	0.3	1-0	1	0	0	0	2	0.3	
2011-12	0-0	0	0.0	0-0	.000	0-0	.000	0-0	.000	0-0-0	0.0	0-0	0	0	0	0	0	0.0	
TOTAL	6-0	11	1.8	1-3	.333	0-0	.000	0-0	.000	1-1-2	0.3	1-0	1	0	0	0	2	0.3	



32 Joey Brooks | Junior • Guard

6-6 • 220
Houston, Texas • Strake Jesuit Prep School

Career Games With:

Double Figure Points	1
20-Plus Points.....	N/A
30-Plus Points.....	N/A
10-Plus Rebounds.....	N/A
10-Plus Assists	N/A
Double-Double	N/A

2011-12 Honors, Awards & Accomplishments

- First career start against Mississippi Valley State (11/12/11)

Season and Career Bests

Points	9 (vs. MVSU 11/12/11)	FG's	3 (vs. MVSU 11/12/11)
Season	12 (vs. Bucknell 12/22/09)	Career	3 (on four occasions)
Rebounds	4 (vs. MVSU 11/12/11)	3PT FG's	1 (vs. MVSU 11/12/11)
Season	4 (on five occasions)	Career	1 (on six occasions)
Assists	3 (vs. MVSU 11/12/11)	FT's	2 (vs. MVSU 11/12/11)
Season	3 (on two occasions)	Career	6 (vs. Bucknell 12/22/09)
Steals	--	Minutes	29 (vs. MVSU 11/12/11)
Season	3 (vs. Georgia Southern 11/12/10)	Career	29 (vs. MVSU 11/12/11)
Blocks	--		
Season	--		
Career	--		

Game-By-Game Stats

	Start	FG-A	3P-A	FT-A	Reb	PF	TP	A	TO	BK	S	Min
Mississippi Valley State	*	3-6	1-2	2-4	4	1	9	3	2	0	0	29
Detroit												
Sam Houston State												
Delaware State												
Missouri												
California/Georgia												
Bryant												
Gonzaga												
Maryland												
Maine												
Dartmouth												
Indiana												
Sacred Heart												
Pittsburgh												
Cincinnati												
Louisville												
South Florida												
Connecticut												
Rutgers												
Syracuse												
Seton Hall												
Connecticut												
Marquette												
West Virginia												
DePaul												
Rutgers												
Villanova												
West Virginia												
St. John's												
Georgetown												
Providence												

Career Stats vs. The BIG EAST

Opponent	GP-GS	Min.	FG-A	3PT-A	FT-A	Reb.	A	PF	B	S	Pts.
Cincinnati	4-0	13	2-4	1-3	0-1	3/0.8	1	1	0	0	5/1.3
Connecticut	3-0	8	0-0	0-0	0-0	1/0.3	1	2	0	0	0/0.0
DePaul	2-0	11	0-0	0-0	2-2	1/0.5	0	0	0	0	2/1.0
Georgetown	0-0	0	0-0	0-0	0-0	0/0.0	0	0	0	0	0/0.0
Louisville	1-0	2	0-0	0-0	0-0	0/0.0	0	1	0	0	0/0.0
Marquette	2-0	18	1-2	0-0	1-4	1/0.5	0	3	0	2	3/1.5
Pittsburgh	0-0	0	0-0	0-0	0-0	0/0.0	0	0	0	0	0/0.0
Providence	1-0	0	0-0	0-0	0-0	0/0.0	0	0	0	0	0/0.0
Rutgers	2-0	5	0-1	0-0	0-0	0/0.0	0	0	0	1	0/0.0
St. John's	3-0	38	1-1	0-0	9-16	5/1.7	0	4	0	2	11/3.7
Seton Hall	2-0	8	1-1	0-0	1-2	0/0.0	0	2	0	1	3/1.5
USF	1-0	9	0-1	0-0	0-2	0/0.0	0	1	0	0	0/0.0
Syracuse	1-0	1	0-0	0-0	0-0	0/0.0	0	0	0	0	0/0.0
Villanova	2-0	8	1-2	0-0	0-0	0/0.0	1	0	0	1	2/1.0
West Virginia	2-0	11	2-3	1-1	0-0	1/0.5	0	1	0	0	5/2.5

Career Statistics

Season	GP-GS	Min	Avg	FG-A	Pct	3FG-A	Pct	FT-A	Pct	O-D-TOT	Avg	PF-FO	Ast	TO	Blk	Stl	Pts	Avg
2009-10	22-0	86	3.9	15-31	.484	4-7	.571	11-16	.688	5-4-9	0.4	12-0	4	5	0	9	45	2.0
2010-11	27-0	205	7.6	12-34	.353	1-13	.077	17-37	.459	7-22-29	1.1	25-1	11	15	0	10	42	1.6
2011-12	1-1	29	29.0	3-6	.500	1-2	.500	2-4	.500	1-3-4	4.0	1-0	3	2	0	0	9	9.0
TOTAL	50-1	320	6.4	30-71	.423	6-22	.273	30-57	.526	13-29-42	0.8	38-1	18	22	0	19	96	1.9

Career BIG EAST Statistics

Season	GP-GS	Min	Avg	FG-A	Pct	3FG-A	Pct	FT-A	Pct	O-D-TOT	Avg	PF-FO	Ast	TO	Blk	Stl	Pts	Avg
2009-10	11-0	39	3.5	5-8	.625	2-2	1.000	3-4	.750	0-3-3	0.3	5-0	2	1	0	3	15	1.4
2010-11	13-0	87	6.7	2-6	.333	0-2	.000	10-23	.435	1-8-9	0.7	9-0	0	5	0	4	14	1.1
2011-12	0-0	0	0.0	0-0	.000	0-0	.000	0-0	.000	0-0-0	0.0	0-0	0	0	0	0	0	0.0
TOTAL	24-0	126	5.3	7-14	.500	2-4	.500	13-27	.481	1-11-12	0.5	14-0	2	6	0	7	29	1.2



33 Mike Broghammer | Junior • Forward

6-9 • 265
Orono, Minn. • Hopkins

Career Games With:

Double Figure Points.....	N/A
20-Plus Points.....	N/A
30-Plus Points.....	N/A
10-Plus Rebounds.....	N/A
10-Plus Assists.....	N/A
Double-Double.....	N/A

2011-12 Honors, Awards & Accomplishments

Season and Career Bests

Points	Season 6 (vs. MVSU 11/12/11) Career 6 (vs. MVSU 11/12/11)	FG's	Season 3 (vs. MVSU 11/12/11) Career 3 (vs. MVSU 11/12/11)
Rebounds	Season 2 (vs. MVSU 11/12/11) Career 4 (vs. Chicago State 11/17/10)	3PT FG's	Season -- Career 1 (vs. Bucknell 12/22/09)
Assists	Season -- Career 1 (on three occasions)	FT's	Season -- Career 1 (on six occasions)
Steals	Season 1 (vs. MVSU 11/12/11) Career 2 (vs. Louisville 2/17/10)	Minutes	Season 8 (vs. MVSU 11/12/11) Career 11 (on three occasions)
Blocks	Season 1 (vs. MVSU 11/12/11) Career 1 (on four occasions)		

Game-By-Game Stats

	Start	FG-A	3P-A	FT-A	Reb	PF	TP	A	TO	BK	S	Min
Mississippi Valley State		3-4	0-0	0-0	2	0	6	0	0	1	1	8
Detroit												
Sam Houston State												
Delaware State												
Missouri												
California/Georgia												
Bryant												
Gonzaga												
Maryland												
Maine												
Dartmouth												
Indiana												
Sacred Heart												
Pittsburgh												
Cincinnati												
Louisville												
South Florida												
Connecticut												
Rutgers												
Syracuse												
Seton Hall												
Connecticut												
Marquette												
West Virginia												
DePaul												
Rutgers												
Villanova												
West Virginia												
St. John's												
Georgetown												
Providence												

Career Stats vs. The BIG EAST

Opponent	GP-GS	Min.	FG-A	3PT-A	FT-A	Reb.	A	PF	B	S	Pts.
Cincinnati	0-0	0	0-0	0-0	0-0	0/0.0	0	0	0	0	0/0.0
Connecticut	1-0	1	0-0	0-0	0-0	0/0.0	0	0	0	0	0/0.0
DePaul	0-0	0	0-0	0-0	0-0	0/0.0	0	0	0	0	0/0.0
Georgetown	0-0	0	0-0	0-0	0-0	0/0.0	0	0	0	0	0/0.0
Louisville	1-0	10	1-2	0-0	0-0	1/1.0	0	5	0	2	2/2.0
Marquette	1-0	2	1-1	0-0	0-0	0/0.0	0	0	0	0	2/2.0
Pittsburgh	1-0	3	0-1	0-0	0-0	0/0.0	0	0	0	0	0/0.0
Providence	0-0	0	0-0	0-0	0-0	0/0.0	0	0	0	0	0/0.0
Rutgers	0-0	0	0-0	0-0	0-0	0/0.0	0	0	0	0	0/0.0
St. John's	1-0	2	0-0	0-0	0-0	0/0.0	0	0	1	0	0/0.0
Seton Hall	0-0	0	0-0	0-0	0-0	0/0.0	0	0	0	0	0/0.0
USF	0-0	0	0-0	0-0	0-0	0/0.0	0	0	0	0	0/0.0
Syracuse	1-0	1	0-0	0-0	0-0	0/0.0	0	0	0	0	0/0.0
Villanova	0-0	0	0-0	0-0	0-0	0/0.0	0	0	0	0	0/0.0
West Virginia	0-0	0	0-0	0-0	0-0	0/0.0	0	0	0	0	0/0.0

Career Statistics

Season	GP-GS	Min	Avg	FG-A	Pct	3FG-A	Pct	FT-A	Pct	O-D-TOT	Avg	PF-FO	Ast	TO	Blk	Stl	Pts	Avg
2009-10	13-0	71	5.5	10-22	.455	1-4	.250	3-7	.429	8-6-14	1.1	13-1	2	4	1	4	24	1.8
2010-11	10-0	52	5.2	8-20	.400	0-0	.000	2-6	.333	6-4-10	1.0	8-0	1	2	2	0	18	1.8
2011-12	1-0	8	8.0	3-4	.750	0-0	.000	0-0	.000	1-1-2	2.0	0-0	0	0	1	1	6	6.0
TOTAL	24-0	131	5.5	21-46	.457	1-4	.250	5-13	.385	15-11-26	1.1	21-1	3	6	4	5	48	2.0

Career BIG EAST Statistics

Season	GP-GS	Min	Avg	FG-A	Pct	3FG-A	Pct	FT-A	Pct	O-D-TOT	Avg	PF-FO	Ast	TO	Blk	Stl	Pts	Avg
2009-10	3-0	14	4.7	1-3	.333	0-0	.000	0-0	.000	1-0-1	0.3	5-1	0	1	0	2	2	0.7
2010-11	3-0	5	1.7	1-1	1.000	0-0	.000	0-0	.000	0-0-0	0.0	0-0	0	0	0	0	2	0.7
2011-12	0-0	0	0.0	0-0	.000	0-0	.000	0-0	.000	0-0-0	0.0	0-0	0	0	0	0	0	0.0
TOTAL	6-0	19	3.2	2-4	.500	0-0	.000	0-0	.000	1-0-1	0.2	5-1	0	1	0	2	4	0.7



45 Jack Cooley | Junior • Forward 6-9 • 248 Glenview, Ill. • Glenbrook South

Career Games With:

Double Figure Points.....	4
20-Plus Points.....	N/A
30-Plus Points.....	N/A
10-Plus Rebounds.....	1
10-Plus Assists.....	N/A
Double-Double.....	N/A

Season and Career Bests

Points	3 (vs. MVSU 11/12/11)	FG's	--
Season	18 (vs. USF 2/12/11)	Season	9 (vs. USF 2/12/11)
Career		Career	
Rebounds	10 (vs. MVSU 11/12/11)	3PT FG's	--
Season	10 (vs. MVSU 11/12/11)	Season	--
Career		Career	--
Assists	1 (vs. MVSU 11/12/11)	FT's	3 (vs. MVSU 11/12/11)
Season	2 (on three occasions)	Season	3 (on three occasions)
Career		Career	
Steals	--	Minutes	17 (vs. MVSU 11/12/11)
Season	2 (on two occasions)	Season	19 (on two occasions)
Career		Career	
Blocks	1 (vs. MVSU 11/12/11)		
Season	2 (on three occasions)		
Career			

2011-12 Honors, Awards & Accomplishments

- First career start versus Mississippi Valley State (11/12/11)

Game-By-Game Stats

	Start	FG-A	3P-A	FT-A	Reb	PF	TP	A	TO	BK	S	Min
Mississippi Valley State	*	0-5	0-0	3-4	10	3	3	1	1	1	0	17
Detroit												
Sam Houston State												
Delaware State												
Missouri												
California/Georgia												
Bryant												
Gonzaga												
Maryland												
Maine												
Dartmouth												
Indiana												
Sacred Heart												
Pittsburgh												
Cincinnati												
Louisville												
South Florida												
Connecticut												
Rutgers												
Syracuse												
Seton Hall												
Connecticut												
Marquette												
West Virginia												
DePaul												
Rutgers												
Villanova												
West Virginia												
St. John's												
Georgetown												
Providence												

Career Stats vs. The BIG EAST

Opponent	GP-GS	Min.	FG-A	3PT-A	FTA	Reb.	A	PF	B	S	Pts.
Cincinnati	3-0	21	2-3	0-0	0-0	7/2.3	0	2	2	0	4/1.3
Connecticut	4-0	40	3-7	0-0	1-2	14/3.5	0	5	0	1	7/1.8
DePaul	1-0	7	1-2	0-0	1-2	1/1.0	1	3	0	0	3/3.0
Georgetown	2-0	17	3-3	0-0	0-0	4/2.0	0	0	0	0	6/3.0
Louisville	3-0	51	8-8	0-0	0-1	14/4.7	0	10	3	3	16/5.3
Marquette	2-0	11	0-2	0-0	0-0	3/1.5	0	2	0	0	0/0.0
Pittsburgh	2-0	23	1-2	0-0	0-1	5/2.5	0	5	2	0	2/1.0
Providence	1-0	8	1-2	0-0	0-0	2/2.0	2	0	0	0	2/2.0
Rutgers	1-0	4	1-2	0-0	0-0	1/1.0	0	0	1	0	2/2.0
St. John's	3-0	29	2-5	0-0	3-6	8/2.7	0	4	2	1	7/2.3
Seton Hall	1-0	5	0-0	0-0	0-2	1/1.0	0	1	0	0	0/0.0
USF	2-0	16	9-10	0-0	0-1	8/4.0	0	2	1	1	18/9.0
Syracuse	1-0	12	2-3	0-0	0-0	2/2.0	0	2	1	0	4/4.0
Villanova	2-0	14	0-0	0-0	0-0	5/2.5	1	1	1	0	0/0.0
West Virginia	1-0	9	0-2	0-0	0-0	3/3.0	1	1	0	0	0/0.0

Career Statistics

Season	GP-GS	Min	Avg	FG-A	Pct	3FG-A	Pct	FT-A	Pct	O-D-TOT	Avg	PF-FO	Ast	TO	Blk	Stl	Pts	Avg
2009-10	21-0	111	5.3	8-20	.400	0-0	.000	4-12	.333	22-15-37	1.8	19-1	1	4	5	3	20	1.0
2010-11	34-0	351	10.3	55-84	.655	0-0	.000	15-29	.517	53-53-106	3.1	51-0	11	11	18	8	125	3.7
2011-12	1-1	17	17.0	0-5	.000	0-0	.000	3-4	.750	4-6-10	10.0	3-0	1	1	1	0	3	3.0
TOTAL	56-1	479	8.6	63-109	.578	0-0	.000	22-45	.489	79-74-153	2.7	73-1	13	16	24	11	148	2.6

Career BIG EAST Statistics

Season	GP-GS	Min	Avg	FG-A	Pct	3FG-A	Pct	FT-A	Pct	O-D-TOT	Avg	PF-FO	Ast	TO	Blk	Stl	Pts	Avg
2009-10	9-0	59	6.6	4-6	.667	0-0	.000	1-4	.250	7-8-15	1.7	14-1	0	1	2	2	9	1.0
2010-11	18-0	177	9.8	25-40	.625	0-0	.000	4-11	.364	23-27-50	2.8	23-0	5	4	8	3	54	3.0
2011-12	0-0	0	0.0	0-0	.000	0-0	.000	0-0	.000	0-0-0	0.0	0-0	0	0	0	0	0	0.0
TOTAL	27-0	236	8.7	29-46	.630	0-0	.000	5-15	.333	30-35-65	2.4	37-1	5	5	10	5	63	2.3

Game #1
Notre Dame 80, Mississippi Valley State 67
Notre Dame, Ind. (Purcell Pavilion)
November 12, 2011

Mississippi Valley State	FG-A	3FG-A	FT-A	REB	PF	TP	A	TO	BK	ST	MIN
Amos Studivant	6-9	0-0	0-0	1-4-5	4	12	0	1	0	0	33
Falando Jones	5-11	1-2	2-3	4-1-5	5	13	1	4	0	1	27
Paul Crosby	3-9	1-3	0-0	1-3-4	4	7	3	3	0	0	31
Terrence Joyner	5-15	3-10	1-5	1-8-9	1	14	5	3	0	2	33
Kevin Burwell	6-9	2-4	0-0	0-2-2	3	14	4	0	0	0	30
Luka Pajkovic	0-0	0-0	0-0	0-1-1	1	0	3	0	0	1	5
Brent Arrington	1-2	1-2	0-0	0-0-0	3	3	0	1	0	0	17
Cor-J Cox	2-7	0-1	0-0	0-2-2	2	4	0	0	0	1	23
Blake Ralling	0-1	0-1	0-0	0-0-0	0	0	0	0	0	0	1
Team				2-0-2							
Totals	28-63	8-23	3-8	9-21-30	23	67	16	12	0	5	200
Total FG%	1st Half: 13-31, 41.9%			2nd Half: 15-32, 46.9%				Game: 44.4%			
3-PT FG%	1st Half: 3-9, 33.3%			2nd Half: 5-14, 35.7%				Game: 34.8%			
FT %	1st Half: 1-4, 25.0%			2nd Half: 2-4, 50.0%				Game: 37.5%			
Deadball Rebounds: 2											

Notre Dame	FG-A	3FG-A	FT-A	REB	PF	TP	A	TO	BK	ST	MIN
Jack Cooley	0-5	0-0	3-4	4-6-10	3	3	1	1	1	0	17
Eric Atkins	6-7	3-3	12-12	0-4-4	3	27	6	4	0	1	37
Scott Martin	6-14	2-6	1-2	1-4-5	3	15	2	3	0	1	34
Jerian Grant	4-7	2-3	1-1	1-1-2	1	11	5	1	0	2	33
Joey Brooks	3-6	1-2	2-4	1-3-4	1	9	3	2	0	0	29
Patrick Crowley	0-0	0-0	0-0	0-0-0	0	0	0	0	0	0	1
Alex Dragicevich	2-7	0-3	3-4	2-2-4	0	7	2	0	0	0	21
Pat Connaughton	0-4	0-2	2-2	0-4-4	1	2	0	0	0	0	15
Tom Knight	0-0	0-0	0-0	0-2-2	0	0	0	0	0	0	5
Mike Broghammer	3-4	0-0	0-0	1-1-2	0	6	0	0	1	1	8
Team				0-2-2							
Totals	24-54	8-19	24-29	10-29-39	12	80	19	11	2	5	200
Total FG%	1st Half: 13-27, 48.1%			2nd Half: 11-27, 40.7%				Game: 44.4%			
3-PT FG%	1st Half: 5-11, 45.5%			2nd Half: 3-8, 37.5%				Game: 42.1%			
FT %	1st Half: 7-8, 87.5%			2nd Half: 17-21, 81.0%				Game: 82.8%			
Deadball Rebounds: 4											

SCORE BY PERIODS

	1	2	F
Mississippi Valley State	30	37	67
Notre Dame	38	42	80

OFFICIALS: Tim Clougherty, Jeff Clark, Alfred Smith

TECHNICALS: Mississippi Valley State - TEAM 2. Notre Dame - None.

ATTENDANCE: 7,087

Notes: The contest was the first-ever meeting between the Irish and Mississippi Valley State ... Notre Dame extended its home win streak at Purcell Pavilion to 20 games ... The Irish have won 13 straight season openers (all 12 under Mike Brey) and are now 89-18 all-time in season openers ... Notre Dame has made a three-pointer in 409 consecutive games ... Making the first starts of their career were Joey Brooks, Jack Cooley and Jerian Grant ... Eric Atkins' 27 points were a career high and he reached double figures for the eighth time in his career ... He also made a career-high three three-pointers and 12 free throws ... Jerian Grant's 11 points were a career high ... Mike Broghammer's six points were a career best ... Jack Cooley notched double figures in rebounds for the first time in his career ... Scott Martin's 15 points marked the 33rd time that he reached double figures in his career.

2011-12 Notre Dame Men's Basketball
 Notre Dame Combined Team Statistics (as of Nov 13, 2011)
 All games

RECORD:	OVERALL	HOME	AWAY	NEUTRAL
ALL GAMES	1-0	1-0	0-0	0-0
CONFERENCE	0-0	0-0	0-0	0-0
NON-CONFERENCE	1-0	1-0	0-0	0-0

##	Player	gp-gs	min	avg	Total		3-Point		F-Throw		Rebounds				pf	dq	a	to	blk	stl	pts	avg
					fg-fga	fg%	3fg-fga	3fg%	ft-fta	ft%	off	def	tot	avg								
00	ATKINS, Eric	1-1	37	37.0	6-7	.857	3-3	1.000	12-12	1.000	0	4	4	4.0	3	0	6	4	0	1	27	27.0
14	MARTIN, Scott	1-1	34	34.0	6-14	.429	2-6	.333	1-2	.500	1	4	5	5.0	3	0	2	3	0	1	15	15.0
22	GRANT, Jerian	1-1	33	33.0	4-7	.571	2-3	.667	1-1	1.000	1	1	2	2.0	1	0	5	1	0	2	11	11.0
32	BROOKS, Joey	1-1	29	29.0	3-6	.500	1-2	.500	2-4	.500	1	3	4	4.0	1	0	3	2	0	0	9	9.0
12	DRAGICEVICH, Alex	1-0	21	21.0	2-7	.286	0-3	.000	3-4	.750	2	2	4	4.0	0	0	2	0	0	0	7	7.0
33	BROGHAMMER, Mike	1-0	8	8.0	3-4	.750	0-0	.000	0-0	.000	1	1	2	2.0	0	0	0	0	1	1	6	6.0
45	COOLEY, Jack	1-1	17	17.0	0-5	.000	0-0	.000	3-4	.750	4	6	10	10.0	3	0	1	1	1	0	3	3.0
24	CONNAUGHTON, Pat	1-0	15	15.0	0-4	.000	0-2	.000	2-2	1.000	0	4	4	4.0	1	0	0	0	0	0	2	2.0
04	CROWLEY, Patrick	1-0	1	1.0	0-0	.000	0-0	.000	0-0	.000	0	0	0	0.0	0	0	0	0	0	0	0	0.0
25	KNIGHT, Tom	1-0	5	5.0	0-0	.000	0-0	.000	0-0	.000	0	2	2	2.0	0	0	0	0	0	0	0	0.0
Team											0	2	2									
Total.....		1	200		24-54	.444	8-19	.421	24-29	.828	10	29	39	39.0	12	0	19	11	2	5	80	80.0
Opponents.....		1	200		28-63	.444	8-23	.348	3-8	.375	9	21	30	30.0	23	-	16	12	0	5	67	67.0

TEAM STATISTICS	ND	OPP	Date	Opponent	Score	Att.
SCORING	80	67	11-12-11	MISS. VALLEY STATE	w 80-67	7087
Points per game	80.0	67.0	* - Conference game			
Scoring margin	+13.0	-				
FIELD GOALS-ATT	24-54	28-63				
Field goal pct	.444	.444				
3 POINT FG-ATT	8-19	8-23				
3-point FG pct	.421	.348				
3-pt FG made per game	8.0	8.0				
FREE THROWS-ATT	24-29	3-8				
Free throw pct	.828	.375				
F-Throws made per game	24.0	3.0				
REBOUNDS	39	30				
Rebounds per game	39.0	30.0				
Rebounding margin	+9.0	-				
ASSISTS	19	16				
Assists per game	19.0	16.0				
TURNOVERS	11	12				
Turnovers per game	11.0	12.0				
Turnover margin	+1.0	-				
Assist/turnover ratio	1.7	1.3				
STEALS	5	5				
Steals per game	5.0	5.0				
BLOCKS	2	0				
Blocks per game	2.0	0.0				
ATTENDANCE	7087	0				
Home games-Avg/Game	1-7087	0-0				
Neutral site-Avg/Game	-	0-0				

Score by Periods	1st	2nd	Totals
Notre Dame	38	42	80
Opponents	30	37	67

PROGRESSIVE CBE CLASSIC



2011 PROGRESSIVE CBE CLASSIC



All Times Eastern

REGIONAL ROUNDS

COLUMBIA REGIONAL Mizzou Arena - Columbia, Mo.

Nov. 14	Mercer at No. 25 Missouri	8:00 ET	
Nov. 17	Niagara at No. 25 Missouri	8:00 ET	

SOUTH BEND REGIONAL Purcell Pavilion at the Joyce Center - South Bend, Ind.

Nov. 14	Detroit at Notre Dame	9:00 ET	
Nov. 16	Sam Houston State at Notre Dame	7:30 ET	

BERKELEY REGIONAL Haas Pavilion - Berkeley, Calif.

Nov. 13	George Washington at No. 24 Cal	9:30 ET	
Nov. 15	Austin Peay at No. 24 Cal	10:00 ET	

ATHENS REGIONAL Stegeman Coliseum - Athens, Ga.

Nov. 13	Bowling Green at Georgia	6:00 ET	
Nov. 16	South Dakota State at Georgia	7:00 ET	

SUBREGIONAL ROUNDS

BOWLING GREEN SUBREGIONAL Stroh Center - Bowling Green, Ohio

Nov. 21	Detroit vs. George Washington	5:00 ET
	Austin Peay vs. Bowling Green	

Nov. 22	George Washington vs. Austin Peay	5:00 ET
	Detroit vs. Bowling Green	

Nov. 23	Austin Peay vs. Detroit	5:00 ET
	George Washington vs. Bowling Green	

MACON SUBREGIONAL The University Center - Macon, Ga.

Nov. 21	Niagara vs. South Dakota State	4:30 ET
	Sam Houston State vs. Mercer	WRWR

Nov. 22	South Dakota St. vs. Sam Houtson St.	4:30 ET
	Niagara vs. Mercer	WRWR

Nov. 23	Sam Houtson State vs. Niagara	4:30 ET
	South Dakota State vs. Mercer	WRWR

CHAMPIONSHIP ROUNDS

CHAMPIONSHIP ROUNDS Sprint Center - Kansas City, Mo.

