



NOTRE DAME

WOMEN'S BASKETBALL

FIGHTING IRISH MEDIA

Primary Women's Basketball Contact

Josh Bates	jbates2@nd.edu
@Josh13Bates	574-310-9954

GAME II

#4 UCONN (7-0)

2019-20 RESULTS (5-5)

Date	Opponent	TV	Time/Result
N5	at Fordham	ESPN+	W, 60-55
N8	Loyola Maryland	ACCNX	W, 84-60
N11	(RV/RV) Tennessee	ESPN2	L, 74-63
N14	#16/21 Michigan State	ACCN	L, 72-69
N20	Toledo	ACCNX	W, 54-51
N23	at #21/19 Michigan	BTN+	W, 76-72
N28	FGCU +	Flo Stream	L, 69-60
N29	South Dakota State +	Flo Stream	L, 65-59
N30	#21/20 USF +	Flo Stream	W, 67-51
D4	Minnesota ^	ACCN	L, 75-67
D8	at UConn &	ESPN	4 pm
D11	DePaul	ACCN	6:30 pm
D21	Guelph		1 pm
D29	Clemson *	RSN	4 pm
J2	at Pittsburgh *	ACCNX	7 pm
J5	at Syracuse *	ACCN	4 pm
J9	Boston College *	ACCNX	7 pm
J12	NC State *	ACCN	4 pm
J16	at Duke *	ACCN	8 pm
J19	Miami *	ESPN2/ACCN	1 pm
J26	at Virginia *	ACCNX	2 pm
J30	Louisville *	ESPN	7 pm
F2	at Georgia Tech *	ACCN	2 pm
F6	at Wake Forest *	ACCNX	7 pm
F9	Pittsburgh *	ACCN	4 pm
F13	at Boston College *	ACCNX	7 pm
F16	at Louisville *	ACCN	3 pm
F20	Virginia Tech *	RSN	8 pm
F23	Syracuse *	ACCN	12 pm
F27	North Carolina *	ACCNX	7 pm
M1	at Florida State *	ESPN2/ACCN	2 pm
M4-8	ACC Championships		
M20-23	NCAA 1st & 2nd Rounds		
M27-30	NCAA Regional Round		
A3-5	NCAA Final Four		

+ - Cancun Challenge

^ - ACC/Big Ten Challenge

& - Jimmy V Classic | Hartford, Connecticut

* - Atlantic Coast Conference game

- ACC Tournament (Greensboro, N.C.)

! - NCAA Championship

GAME INFO

	Sunday, Dec. 8 4:00 p.m. ET	Storrs, Conn. Gampel Pavilion (10,167)
	ESPN	Adam Amin, Rebecca Lobo, Holly Rowe
	Pulse FM 96.9 /92.1/103.1	Tony Simeone & Karen Keyes
	Follow the live stats on UND.com	
	@NDWBB #GoIrish	

THE SERIES

vs UConn	ND trails, 37-13	Last: ND won, 81-76, in Tampa, on 4/5/19	Streak: W1
at UConn	ND trails, 20-4	Last: ND lost, 81-70, in Hartford, on 12/3/17	Streak: L2

THE COACHES

	Head Coach	At School	Overall
ND	Muffet McGraw	840-239 (33rd year)	928-280 (38th year)
UConn	Geno Auriemma	1068-139 (35th year)	Same

BY THE NUMBERS

10,230	The record breaking career amount of points lost with last year's starting five
3,384	Points lost from players last season (includes transfers and current injured players) - equates to 98 percent of the offense
1,004	All-time Notre Dame program wins
928	Coach McGraw Career Wins
840	Coach McGraw wins at Notre Dame
234	Consecutive weeks ranked in the AP Poll before ND dropped out in week two (dated back to 2007-08 season) - ranked as the 3rd best active streak behind UConn and Baylor
91-5	Notre Dame's record in league play since joining the ACC for 2013-14 season
67	NCAA Tournament wins - 4th most in Division I
58	Straight conference wins at home, dating back to 2012
27	Total conference championships
24	straight NCAA Championship appearances - fourth longest active streak & fifth longest all-time
22	Different All-Americans
13	The amount of opponents on ND's schedule that are either ranked or receiving votes
11	30-win seasons in program history and 9th straight year
9	Final Four appearances - ranks as fifth most
8	Regular season league championships in a row (2 Big East / 6 ACC)
7	NCAA Title game appearances - 1 of 4 schools to do so (Tennessee, UConn and La Tech) // Brunelle became the first freshman to start her Irish career with seven double-digit scoring efforts
6	Natalie Achonwa became the sixth women's basketball player inducted into ND's Ring of Honor
3	National ranking for Notre Dame's 2020 recruiting class - the highest in Coach McGraw's tenure
2	National Titles - Notre Dame is the seventh program with multiple national championships
1	Naismith Hall of Fame Coach



NOTRE DAME ROSTER

No.	Name	Position	Height	Year	Hometown	Previous School
2	Kaitlin Cole	G	5-10	Sr.	Toledo, Ohio	Sylvania Northview
3	Maggie Murdock	G	5-8	So.	Glencoe, Ill.	New Trier
5	Cate Murdock	G	5-8	So.	Glencoe, Ill.	New Trier
10	Katlyn Gilbert	G	5-10	So.	Indianapolis, Ind.	Heritage Christian
12	Abby Prohaska	G	5-10	So.	Liberty Township, Ohio	Lakota West
13	Marta Sniezek	G	5-8	Gs.	McLean, Va.	Stanford
20	Nicole Benz	G	5-8	Jr.	Valencia, Calif.	William S. Hart
21	Anaya Peoples	G	5-10	Fr.	Danville, Ill.	Schlarman
22	Danielle Cosgrove	F	6-4	So.	Holbrook, N.Y.	Sachem East
24	Destinee Walker	G	5-10	Gr.	Orlando, Fla.	North Carolina
30	Mikayla Vaughn	C	6-3	Jr.	Philadelphia, Penn.	Paul VI/Friends' Central
33	Sam Brunelle	F	6-2	Fr.	Ruckersville, Va.	William Monroe
40	Katie Keyes	F	5-11	Fr.	Ridgewood, N.J.	Ridgewood

Karen & Kevin Keyes Women's Basketball Head Coach	Muffet McGraw	Saint Joseph's '77	33rd Season / 38th Overall
Associate Head Coach	Carol Owens	Northern Illinois '90	19th Season
Associate Head Coach	Beth Cunningham	Notre Dame '97	8th Season
Assistant Coach	Michaela Mabrey	Notre Dame '16	1st Season
Director of Operations	Angie Potthoff	Penn State '97	1st Season
Video Coordinator	James Spinelli	Temple '14	2nd Season
Sport Administrator	Katie Capps	Western Kentucky '02	5th Season

AT THE HELM

Karen and Kevin Keyes head coach Muffet McGraw completed her 32nd season at the helm of the Irish (840-239) and 37th year overall as a head coach (928-280). With 928 career wins, McGraw ranks seventh all-time among Division I coaches. McGraw also ranks fifth among active coaches, trailing Tara VanDerveer, Geno Auriemma, Barbara Stevens and Vivian Stringer.

McGraw is also just one of four coaches (men's or women's basketball) in NCAA Division I history with over 900 wins, nine Final Fours and multiple national championships. The prestigious list includes Pat Summitt, Geno Auriemma and Duke men's coach Mike Krzyzewski.

In September of 2017, McGraw was enshrined into the Naismith Memorial Basketball Hall of Fame, becoming the 32nd woman ever to do so and 13th female coach.

Coach McGraw boasts nine Final Fours (third behind Auriemma and Summitt), seven NCAA title game appearances and the third most NCAA Tournament wins with 67. Coach McGraw is also the sixth different coach with multiple NCAA titles, joining Auriemma, Summitt, Linda Sharp, Tara VanDerveer and Kim Mulkey.

Finally, against the very school in which she began her head coaching career, Coach McGraw joined the 900-win club when the Irish defeated Lehigh on Dec. 30, 2018. McGraw became the fourth fastest Division I coach to

reach the 900 win milestone, doing so in 1,172 games:

Geno Auriemma	1,034 games
Pat Summitt	1,072 games
Tara VanDerveer	1,104 games

NCAA HISTORY

Notre Dame wrapped its 26th NCAA Championship appearance and 24th in a row. Their 24 straight appearances are the fourth longest active streak in the country and fifth best all-time.

Most Consecutive NCAA Berths

No.	School	Streak	Years
1.	Tennessee	38	1982-2019*
2.	Stanford	32	1988-2019*
3.	UConn	31	1989-2019*
4.	Louisiana Tech	25	1982-2011
5.	Notre Dame	24	1996-2019*

* denotes active streak

The Irish are 67-24 all-time in the NCAA Tournament, as their 67 wins rank fourth all-time.

Notre Dame joins Louisiana Tech, USC and Stanford with two NCAA titles behind UConn (11), Tennessee (8) and Baylor (3).

Notre Dame is one of three schools (Tennessee & UConn) to reach seven NCAA Title games. Their nine Final Four appearances are the fifth-most of any school behind Tennessee (18), UConn (18), Stanford (13) and La Tech (10).

PRONUNCIATION

Katlyn Gilbert	Kate-lyn
Anaya Peoples	Uh-nay-uh
Abby Prohaska	Pro-hask-kuh
Marta Sniezek	Sneeze-ick

TEAM INFORMATION

Conference	Atlantic Coast
Home Arena (Capacity)	Purcell Pavilion (9,149)
Starters Returning/Lost	0/5
Total Returning/Lost	6/8
Newcomers	4
First Season	1977-78
Full Seasons	41
All-Time Record	1,004-338 (.748)
NCAA Appearances/Record	26 / 67-24 (.736)
First/Last NCAA Appearance	1992 / 2018
ACC Member	2013-14 - present
ACC Regular Season	91-5 (.948)
ACC Tournament	17-1 (.933)
ACC Tournament Championships	4 (2014-17)

NATIONAL RANKINGS

2019-20 AP TOP 25
(Week 5)

- Stanford
- Louisville
- Oregon
- UConn
- Oregon State
- South Carolina
- Baylor
- Florida State
- Maryland
- Mississippi State
- UCLA
- Texas A&M
- NC State
- Indiana
- Kentucky
- DePaul
- Tennessee
- Gonzaga
- Michigan State
- Arizona
- Miami
- Missouri State
- Arkansas
- Michigan
- LSU

Receiving Votes:

Syracuse 29, Florida Gulf Coast 28, South Dakota 27, West Virginia 24, Minnesota 10, North Carolina 5, Notre Dame 5, Rutgers 3, Northwestern 3, Purdue 2, TCU 1, Drake 1, Colorado 1, Creighton 1

2019-20 USA TODAY COACHES
(Week 5)

- Stanford
- Louisville
- Oregon
- UConn
- Oregon St
- Baylor
- South Carolina
- Mississippi St
- Maryland
- Florida St
- UCLA
- NC State
- Texas A&M
- Kentucky
- DePaul
- Indiana
- Gonzaga
- Missouri St
- Tennessee
- Arizona
- Michigan St
- Miami
- Arkansas
- South Dakota
- Michigan

Receiving Votes:

Syracuse 49, LSU 42, Florida Gulf Coast 26, Oklahoma State 14, Arizona State 12, Minnesota 8, West Virginia 8, South Florida 6, Purdue 5, Princeton 4, Northwestern 3, Notre Dame 2, Green Bay 2, Marquette 2, Iowa State 1, New Mexico 1, Creighton 1



NOTRE DAME ACC STATS

Team Stats	ACC Only (Rk)	All Games (Rk)
Scoring Offense		65.9 (12)
Scoring Defense		64.4 (9)
Scoring Margin		+1.5 (12)
FT Percentage		.645 (13)
FG Percentage		.425 (10)
FG Pct. Defense		.361 (8)
3-FG Percentage		.228 (15)
3-FG Pct. Defense		.269 (7)
Rebounding Offense		35.7 (15)
Rebounding Defense		44.2 (15)
Rebounding Margin		-8.5 (15)
Blocked Shots		3.8 (9)
Assists		12.9 (12)
Steals		8.5 (5)
Turnover Margin		+2.1 (4)
Assist/TO Ratio		0.8 (11)
Offensive Rebounds		9.4 (15)
Defensive Rebounds		26.3 (15)
3-FG Made		3.1 (15)

The Irish have reached 10 Elite Eights. In fact, Notre Dame and UConn are the only teams to reach the Elite Eight eight times in the last nine years. Yet, the Irish have been more successful than any other regularly-appearing school at that stage, as their .900 winning percentage (9-1) is the best of any program to play in at least five Elite Eights.

Best Elite Fight Winning % (Min. Five App.)

No.	School	Record	Pct.
1.	Notre Dame	9-1	.900
2.	UConn	20-5	.800
3.	Stanford	13-7	.650
4.	Tennessee	18-10	.643

Finally, Notre Dame has advanced to 17 Sweet 16s. The Irish are one of four schools to make the last 10 straight Sweet 16s, joining UConn, Stanford and Baylor.

THE RIVALRY

The past two seasons, UConn has gotten the upper-hand during the regular season, while the Irish got the last laugh at the Final Four, knocking off the Huskies in back-to-back National Semifinals.

Notre Dame is 5-3 all-time against UConn in the NCAA Tournament, with a 5-1 mark in National Semifinals. The five NCAA Tournament wins against UConn not only stand as the most of any program, but also doubles the next highest team.

Overall, over the last nine years, Notre Dame has defeated UConn nine times -- all other Division I teams have combined for eight wins.

PEOPLES - ACC ROOKIE OF THE WEEK

When the Cancun Challenge wrapped, freshman Anaya Peoples had garnered two major accolades: the Cancun All-Tournament Team and ACC Rookie of the Week.

Peoples averaged 17.3 points and 8.7 rebounds over three games in Cancun. Peoples led the Irish in both scoring and rebounding against No. 21 USF with 18 points and nine boards, helping Notre Dame earn its second ranked victory on the season.

Peoples also tallied a career-high tying 19 points against FGCU and pulled down nine boards. Against South Dakota State, the Danville, Illinois native logged 15 points and eight boards. Thus, Peoples came just shy in the rebounding department in all three games of potential double-doubles (9/8/9 rebounds).

Furthermore, Peoples boasted the best shooting percentage on the team this past week, converting 20-of-32 from the floor, a.k.a. 62.5 percent of her shots.

GILBERT-PEOPLES CONNECTION

The on-the-court chemistry between guards Katlyn Gilbert and Anaya Peoples has been immediate and there's

ACC

Team	ACC Record	Overall Record
Boston College		5-4
Clemson		3-6
Duke		6-3
Florida State		8-0
Georgia Tech		6-1
Louisville		8-1
Miami		5-3
NC State		9-0
North Carolina		7-0
Notre Dame		5-5
Pitt		3-5
Syracuse		4-4
Virginia		4-5
Virginia Tech		7-1
Wake Forest		4-4

PRESEASON ALL-ACC

BLUE RIBBON PANEL	COACHES PANEL
All-ACC	All-ACC
Kobi Thornton, Clemson	Kobi Thornton, Clemson
Haley Gorecki, Duke	Haley Gorecki, Duke
Nicki Ekhomu, FSU	Nicki Ekhomu, FSU
Kiah Gillespie, FSU	Kiah Gillespie, FSU
Elizabeth Balogun, UL	Elizabeth Balogun, UL
Dana Evans, UL	Beatrice Mompremier, UM
Beatrice Mompremier, UM	Elissa Cunane, NC State
Elissa Cunane, NC State	Aislinn Konig, NC State
Janelle Bailey, UNC	Janelle Bailey, UNC
Jocelyn Willoughby, UVA	Jocelyn Willoughby, UVA
Player of the Year	Player of the Year
Beatrice Mompremier, UM	Beatrice Mompremier, UM
Newcomer Watch List	Newcomer Watch List
River Baldwin, FSU	River Baldwin, FSU
Nyah Green, UL	Nyah Green, UL
Jakie Brown-Turner, NC ST	Jakie Brown-Turner, NC ST
Sam Brunelle, ND	Sam Brunelle, ND
Anaya Peoples, ND	Anaya Peoples, ND

INDIVIDUAL ACC STATS

Individual Leaders	Stat	ACC (Rk)	All (Rk)
Katlyn Gilbert	Scoring		14.9 (15)
	FG%		.484 (13)
	Steals		1.8 (10)
	Minutes		33.7 (9)
Destinee Walker	FT%		.714 (13)
	Steals		1.6 (14)
	Minutes		36.4 (2)
Anaya Peoples	Rebounds		7.3 (13)
	FG%		.477 (15)
	Steals		1.9 (4)
	D-Reb		5.6 (9)
Sam Brunelle	Blocks		1.3 (11)
	D-Reb		5.4 (11)
	Minutes		33.9 (8)
Marta Sniezek	Assists		5.2 (3)
	Steals		1.6 (14)
	A/TO Ratio		1.2 (14)
	Minutes		35.9 (3)



NCAA NATIONAL RANKINGS

Statistic	Nat'l Rank	Conf Rank	Value	National Leader	Value
Free Throw Attempts	2	1	220	LSU	242
Free Throws Made	7	2	142	Denver/Troy	159
3PT FG Defense	68	7	.269	Georgia Tech	.184
Statistic	Player	Nat'l Rank	Value	National Leader	Value
Assists/Game	Marta Sniezek	35	5.2	Sabrina Ionescu, Oregon	8.6
FG Attempts	Sam Brunelle	24	131	Raina Perez, Cal St. Fullerton	163
	Katlyn Gilbert	35	126		
FG Made	Katlyn Gilbert	13	61	Raina Perez, Cal St. Fullerton	77
	Anaya Peoples	46	53		
FT Attempts	Anaya Peoples	17	54	Keni Jo Lippe, Oral Roberts	74
	Destinee Walker	24	49		
FT Made	Destinee Walker	38	35	Ayzhiana Basallo, San Jose St.	65
Minutes/Game	Destinee Walker	38	36.43	Laren VanArsdale, Hampton	39.75
3PT FG Attempted	Sam Brunelle	46	56	Taylor Robertson, Oklahoma	88

no wonder way. Gilbert, from the Indianapolis area, and Peoples from Danville, Illinois, have played together every summer since they were seven and six years old, respectively. The duo first played on FBC together and later finished playing with Midwest Elite in Chicago.

Fast forward to now. Over the last four games, the duo are leading the Irish in both scoring and rebounding. Peoples is averaging a double-double in that span with 15.3 points and 10.0 rebounds. Meanwhile, Gilbert is averaging 14.3 points and 6.8 boards. Both Gilbert and Peoples are shooting over 50 percent from the field in that span as well, knocking down 55.6 percent and 53.3 percent, respectively.

ABILITY TO FINISH OFF THE RALLY

The Irish have shown on multiple occasions their ability to execute and fight back after falling into a deep hole. What has hurt the Irish this non-conference season is the ability to finish off the rally.

Dec. 4 vs. Minnesota – Down 18 in the 2nd quarter – took a 57-56 lead in the 4th quarter before losing 75-67.

Nov. 29 vs. South Dakota State – Down 16 in the 3rd quarter – took a 48-45 lead at the start of the 4th quarter before losing 65-59.

Nov. 14 vs. Michigan State – Down 13 in the 1Q – had chance to tie at the buzzer before losing 72-69.

*Lone exception came Nov. 23 at Michigan - Down 11 in the 2nd quarter - outscored the Wolverines 19-11 in

final period to win 76-72.

SLOW STARTS - LATE RALLIES CONTINUED

Adding on to the above note - the Irish have nearly scored 100 more points on the year in the second half compared to their first half output. Notre Dame has scored 287 points in the first half for an average of 28.7, compared to 372 points in the second for an average of 37.2.

CHALLENGING SCHEDULE

With the release of the AP Week 5 Top-25 poll, the Irish have either faced or will face 13 teams who are currently ranked or receiving votes:

#2 Louisville, #4 UConn, #8 Florida State, #13 NC State, #16 DePaul, #17 Tennessee, #19 Michigan State, #21 Miami, #24 Michigan.

RV – Syracuse, FGCU, Minnesota, North Carolina – 4

UNLIKELY TERRITORY

Given the challenging schedule and the young Irish team learning along the way, the result has been a 5-5 record to start the year.

It is their lowest mark through 10 games or more into a season since likewise standing 5-5 in the 2001-02 season. The last time the Irish had a losing record after 10 games into the season was the 1992-93 campaign when they sat at 7-8.

With their third home loss, the Irish already have fallen more times at Purcell than they did over the previous six

seasons combined, when they went 116-3.

YOU ARE MY DESTINEE

When looking at 'wins-only' stats versus 'losses-only' stats, one starter's stat-line is a little different. The lesson - when Destinee Walker goes, the Irish go.

In games the Irish have won, Walker leads the team in scoring with 17.0 ppg, knocking down 42.9 percent from the field. The Orlando native is also more active on the glass, averaging 5.6 rpg.

In losses only, Walker's average dips to 10.0 ppg on 33.3 percent shooting to go along with her 2.2 rpg.

IF ONLY THEY KEPT THE STAT

If charges taken was an official NCAA kept stat, Marta Sniezek could very well be atop the list in the nation. Just in Cancun alone, Sniezek took one against FGCU, four against South Dakota State, then took four again the very next day versus No. 21 South Florida for a weekly total of nine.

Coach McGraw suspects the program record is around 20 set by Kristina Nelson in the 2017-18 season. Sniezek is officially up to 13 on the year.

BRUNELLE SETS FRESHMAN RECORD

Never in the history of the Fighting Irish women's basketball program has a player started her ND career with five straight games in double figures ... until now. Freshman Sam Brunelle did just that and then more, recording a stretch of seven in a row before her streak came to an end vs. South Dakota State on Nov. 29.

TURNOVER TURMOIL

One has to give props to the Irish defense where it is due. In five of the last eight games, Notre Dame has forced at least 20 turnovers:

Tennessee – 28
Michigan State - 20
Toledo – 21
Michigan – 24
South Dakota State – 22

Notre Dame ranks second in the ACC in turnovers forced, averaging 18.7 on the year. Furthermore, the Irish boast a +2.1 turnover margin, which ranks fourth in the league. The Irish also rank fifth in the ACC in steals per game with an 8.5 average.

Speaking of steals, there are four Irish who all rank within the top-15 in the ACC: Peoples fourth with 1.9, Gilbert 10th with 1.8 and both Sniezek/Walker 14th with 1.6.

WELCOME BACK GILBERT

Last season, Gilbert played in six full games, before

**NOTRE DAME'S RECORD WHEN ...****Day of the Week**

Sunday	
Monday	0-1
Tuesday	1-0
Wednesday	1-1
Thursday	0-2
Friday	1-1
Saturday	2-0

Time of Game

Day games (before 6 pm local time)	2-2
Night games (6 pm or later local time)	3-3

Location

Home games	2-3
Road games	2-0
Neutral site	1-2

Halftime Score

Leading at the half	3-0
Tied at the half	
Trailing at the half	2-5

Individual Scoring

Two or fewer double-figure scorers	
Three double-figure scorers	1-3
Four double-figure scorers	4-2
Five or more double-figure scorers	

Rebounding margin

More rebounds than opponent	2-2
Same number of rebounds	
Fewer rebounds than opponent	3-3

Field goal shooting

Shot higher percentage than opponent	5-3
Shot same percentage as opponent	
Show lower percentage than opponent	0-2
Shot 45% or better	3-3
Shoot less than 45%	2-2
Hold opponent under 40%	5-2

Free-throw margin

Make more free-throws than opponent	4-4
Make same number of free-throws	
Make fewer free-throws than opponent	1-1

Turnovers

Commit fewer turnovers	3-3
Commit same number of turnovers	1-0
Commit more turnovers	1-2

Uniform Combinations

White jerseys with gold	1-0
White jerseys with green trim	2-2
White jerseys with navy trim	0-2
Blue jerseys	2-1

Miscellaneous

Vs. top-25	2-1
Vs. top-10	
When ranked higher	2-2
When ranked lower	2-0
On commercial tv	0-3
In overtime games	

Margin of Victory

1-5 points	3-1
6-10 points	0-3
11-15 points	0-1
16-20 points	1-0
21+ points	1-0

Month

November	5-4
December	0-1
January	
February	
March	
April	

suffering a season-ending shoulder injury against Iowa on Nov. 29, 2018. A year later, Gilbert has returned in full force, leading the team in scoring with her 14.9 ppg, which ranks 15th in the ACC. In fact, Gilbert is riding a career best stretch of 10 consecutive double-digit scoring performances - the only player on the team to be in double-figures in every game.

Gilbert ranks 13th in the nation in made field goals with 61 and ranks 13th in the ACC in field goal percentage, converting 48.4 percent. Gilbert also has one 20+ scoring effort under her belt, recording a career high of 24 points against Loyola.

BRUNELLE 4TH QUARTER SURGES

Trailing by seven points in the fourth quarter to Michigan State, Sam Brunelle tried spearheading the rally by scoring 11 of her 19 points in the final period alone. Brunelle connected on two treys in the quarter, including one with 10 seconds left to cut the deficit to one. Brunelle also got a final three-point attempt up at the buzzer to tie the game, but the shot came up just short.

Then at No. 21 Michigan on Nov. 23, Brunelle recorded a stretch in the fourth quarter in which she scored nine of the team's next 11 points, ultimately finishing with 12 points for the game.

Against Minnesota on Dec. 4, Brunelle tallied seven of her 19 points in the fourth quarter.

SNIEZEK'S OFFENSE PICKING UP

Irish fans know Sniezek can distribute well and play sound defense and take a charge, but it's her offense

that has begun to churn as of late. Over the first five games, Sniezek went 1-for-11 from the field, averaging just 2.0 ppg. Over the last five games, Sniezek is driving to the basket more and is 12-of-18 from the floor (.667), averaging 7.2 ppg in that span.

HIGHEST RANKED RECRUITING CLASS

Coach McGraw just signed her highest ranked recruiting class during her time at Notre Dame, reeling in the No. 3 ranked group in the 2020 recruiting class. The Irish received NLI's from Amirah Abdur-Rahim, No. 25 Alli Campbell, No. 44 Alasia Hayes, No. 32 Natalija Marshall and No. 23 Maddy Westbeld. It not only marks the highest ranked recruiting class in her tenure, but also ties the most commits as well.

"This is one of the best classes we've ever had," Coach McGraw stated. "Obviously down to six scholarship players right now so numbers was our first priority. We got four kids ranked in the top-50 and a top-3 recruiting class. All such a great fit for our program."

In addition, the Atlanta Tipoff Club announced those student-athletes on the 2020 Jersey Mike's Naismith Girls High School Trophy Watch List. Campbell, Marshall and Westbeld were all recognized as top-50 player of the year candidates.

AN IMPRESSIVE STREAK ENDED

A 12-year streak ended on Monday, Nov. 18, when Notre Dame exited the A.P. Top-25 poll. At the time, the Irish boasted the third highest active streak in the country with 234 straight weeks in the poll - only UConn and Baylor were higher. The streak dates back to the start of the 2007-08 season.

PROTECTING THE HOUSE

Before the back-to-back losses at home against Tennessee and Michigan State, the Irish were 110-3 over their last 113 games, which dates back to the 2012-13 season. The only three losses suffered in that stretch came at the hands of the UConn Huskies.

Notre Dame is now 484-96 all-time inside Purcell Pavilion. The Irish have sold out Purcell Pavilion 56 times and boasts a 46-10 record in those instances.

Most notably, however, has been how dominant the Irish have been in league play at home. Notre Dame has won a school-record 58 consecutive home conference games, beginning with a 66-47 win over Providence on Feb. 14, 2012, in BIG EAST play.

NO REST FOR THE IRISH

Four Notre Dame starters all rank within the top-10 in the ACC in minutes played:
2nd - Destinee Walker - 36.4
3rd - Marta Sniezek - 35.9
8th - Sam Brunelle - 33.9



GAME BY GAME STARTING LINEUPS

DATE	OPPONENT	LINEUP					RECORD
11/5	Fordham	Snizek	Peoples	Walker	Brunelle	Vaughn	1-0
11/8	Loyola Maryland	Snizek	Peoples	Walker	Brunelle	Gilbert	1-0
11/11	Tennessee	Snizek	Peoples	Walker	Brunelle	Gilbert	1-1
11/14	Michigan St	Snizek	Peoples	Walker	Brunelle	Gilbert	1-2
11/20	Toledo	Snizek	Peoples	Walker	Brunelle	Gilbert	2-2
11/23	Michigan	Snizek	Cosgrove	Walker	Brunelle	Gilbert	1-0
11/28	FGCU	Snizek	Peoples	Walker	Brunelle	Gilbert	2-3
11/29	South Dakota St	Snizek	Peoples	Walker	Brunelle	Gilbert	2-4
11/30	USF	Snizek	Cosgrove	Walker	Brunelle	Gilbert	2-0
12/4	Minnesota	Snizek	Cosgrove	Walker	Brunelle	Gilbert	2-1
12/8	UConn						
12/11	DePaul						
12/29	Clemson						
1/2	Pittsburgh						
1/5	Syracuse						
1/9	Boston College						
1/12	NC State						
1/16	Duke						
1/19	Miami						
1/26	Virginia						
1/30	Louisville						
2/2	Georgia Tech						
2/6	Wake Forest						
2/9	Pittsburgh						
2/13	Boston College						
2/16	Louisville						
2/20	Virginia Tech						
2/23	Syracuse						
2/27	North Carolina						
3/1	Florida St						

Season/Career Start Totals

Player	2019-20	Career	Streak
Destinee Walker	10	61	10
Marta Snizek	10	60	10
Sam Brunelle	10	10	10
Katlyn Gilbert	9	9	9
Anaya Peoples	7	7	
Danielle Cosgrove	3	3	2
Mikayla Vaughn	1	1	
Abby Prohaska	0	3	

Record When Starting

Player	2019-20	Career
Marta Snizek	5-5	5-5
Destinee Walker	5-5	5-5
Sam Brunelle	5-5	5-5
Katlyn Gilbert	4-5	4-5
Anaya Peoples	3-4	3-4
Danielle Cosgrove	2-1	2-1
Mikayla Vaughn	1-0	1-0
Abby Prohaska	0-0	2-1

9th - Katlyn Gilbert - 33.7

#24 CONTINUED

Putting on the No. 24 jersey in 2019 means big shoes to fill in South Bend. Though Arike's final two seasons with the Irish could never be replicated, grad transfer Destinee Walker is looking to step up to the plate.

It's been a long road back for Walker, who is competing in a full season for the first time in two years. Her only true injury-free season came her freshman year in 2015-16 at North Carolina, starting in 31-of-32 games played.

Walker debuted with the Irish with a 10-point, 10-rebound, double-double - just the second of her career. In game two, Walker came out hot, scoring 13 of her 19 points against Loyola MD in the first half. Walker then led the Irish in scoring against Tennessee with 18 points.

After the loss to the Lady Vols on Nov. 11, Coach McGraw urged Walker to be confident and take more shots when she has open looks.

Next, Walker hit the game-winning basket for the Irish in the 54-51 win over Toledo (11/20), tallying 12 points in the game.

Then Walker exploded with a season high 27 points at No. 21 Michigan on Nov. 23, tying her career high from beyond the arc with five made three's (5-for-8). Walker scored nine of the team's 14 third quarter points.

In the Cancun Challenge, Walker scored seven of her 17 points against No. 21 USF (11/30) in the fourth quarter, helping the Irish to the ranked win.

Thus, over the last two ranked games, Walker has tallied 44 points on 15-of-30 shooting (.500) with a 6-of-15 mark from three and an 8-of-13 mark from the free-throw line.

WHAT WE'VE LOST

Starters Ogunbowale, Young, Mabrey, Shepard and Turner went down as the most prolific scoring fivesome in NCAA Division I history. The ND quintet amassed a total of 10,230 points, becoming the first group to ever accumulate 10,000 points or more.

When you look at those who graduated/went to the WNBA, transferred or who are currently injured (Prohaska & Vaughn), the Irish have lost 3,384 points of their 3,454 team total from last season. That equates to 98 percent of their offense. Both the percentage and total rank as the most all-time lost for a power-five school.

Now last year's starters went on to make WNBA Draft history - becoming the first starting five to not only be drafted but do so in the first 20 picks. Jackie Young



became the second Irish player in program history selected No. 1 overall, joining Jewell Loyd, when she was picked by the Las Vegas Aces. Notre Dame joined Stanford, Tennessee and UConn as the only programs with multiple No. 1 overall selections.

Moments later, the Dallas Wings selected Arike Ogunbowale fifth overall. This marked the first time the Irish had two first round picks within the top five. History continued with the 11th overall pick, where the Atlanta Dream selected Brianna Turner, thus marking the first time Notre Dame had three first round picks. However, shortly after, the Mercury traded for the rights of Turner, shipping the forward to Phoenix, Arizona. Next up, Jessica Shepard went 16th overall to the Minnesota Lynx. Then Marina Mabrey completed the group after going 19th overall to the Los Angeles Sparks.

Furthermore, Ogunbowale, Young and Turner were later named to the WNBA All-Rookie Team, as ND became the first program to have three selections.

CHANGE IN COACHING

Out of 349 NCAA Division I women's basketball programs at the start of the 2018-19 season, Notre Dame was one of just six, whose head coach and three assistant coaches were together seven consecutive seasons. However, change met familiarity for the 2019-20 season. Just months after Coach McGraw's passionate Final Four speech about wanting more female leadership, Niele Ivey accepted an assistant coaching position with the Memphis Grizzlies, becoming the ninth active NBA female coach.

Enter a last name Notre Dame fans know all too well - Mabrey. Michaela ensures that a Mabrey will be on Notre Dame's campus for the eighth straight year. A 2016 alumna, her younger sister just graduated in 2019. Mabrey has spent one year coaching stints at Miami, Miami (Ohio) and LSU.

FRESHMEN STARTERS

A program rarity occurred in the season opener at Fordham, when Coach McGraw started freshmen Sam Brunelle and Anaya Peoples. It marked the first time two freshmen started a season opener for Notre Dame since the 2001-02 season opener in which Teresa Borton and Jacqueline Batteast started. And in that moment back in 2001, it marked the first time in 20 years two freshmen had started.

FRESH FIVE

With the exit of last year's starting five, the transfers of Nixon and Patterson, along with Prohaska's and Vaughn's injury, the Irish had a starting five who have never started in an Irish uniform: two grad transfers, two true freshmen and a redshirt freshman (sophomore Katlyn Gilbert).

In addition, Danielle Cosgrove made her first career start at No. 21 Michigan on Nov. 23.

1,000 PROGRAM WINS

With the victory over Fordham on Nov. 5, the Irish became the 13th team to reach the 1,000-win milestone. The teams right in front of the Irish are:
No. 12 Maryland - 1,001 wins
No. 11 Western Kentucky - 1,004 wins
No. 10 Green Bay - 1,005 wins
(win total listed was before season kicked off)*

RING OF HONOR

On November 8, Natalie Achonwa joined Notre Dame's prestigious Ring of Honor. Achonwa becomes the sixth player to have a banner raised in the rafters, joining Ruth Riley-Hunter, Skylar Diggins-Smith, Niele Ivey, Beth (Morgan) Cunningham and Kayla McBride.

Donning an Irish uniform from 2010-14, Achonwa-led squads reached four consecutive Final Fours, including three NCAA title games. Achonwa accumulated an impressive 138-15 overall record (second most by a senior class) with a 60-4 mark in conference play, in addition to winning five combined regular season and conference tournament championships.

The Guelph, Ontario, native was a two-time All-American, three-time All-NCAA Regional nod and a two-time All-Conference selection (2013 Big East / 2014 ACC). Achonwa, who captained the Irish her senior year, now ranks 16th on the Irish all-time scoring list, amassing 1,546 points over her storied career.

AGAINST THE BIG TEN

For the past decade, the Irish have been absolutely dominant against the Big Ten conference. Before this season, the Irish were 22-0 against the Big Ten dating back to the 2009-10 season. This year the Irish have dropped decisions against Michigan State and Minnesota, but took down Michigan, moving the mark to 23-2.

ACC/B1G CHALLENGE

With a 75-67 loss to Minnesota, the Irish dropped their first ACC/B1G Challenge game since joining the league for the 2013-14 season - thus moving to 6-1 in Challenge games.

Past Results

2018: Iowa - won 105-71
2017: at Michigan - won 83-63
2016: at Iowa - won 73-58
2015: Ohio State - won 75-72
2014: Maryland - won 92-72
2013: Penn State - won 77-67

ROSTER BREAKDOWN

A current breakdown of the seven healthy scholarship players on this year's team:

Freshmen - Brunelle, Peoples
Sophomores - Cosgrove, Gilbert
Senior - Cole (was a walk-on the past two years)
Grads - Sniezek, Walker

NOTRE DAME - UCONN EXTENDED

The top rivalry in NCAA Division I women's basketball, Notre Dame and Connecticut, will live on through the 2023-24 season, as both programs agreed to extend the series four more years. The final game of the previous contract will take place Dec. 8 of this year inside Gampel Pavilion in Storrs, Connecticut.

The new extension will see the Huskies visit Purcell Pavilion on both Dec. 6, 2020, and Dec. 4 of 2022. The Irish will then return the trips to Connecticut on Dec. 5 of 2021, and Dec. 3 of 2023.

The two sides have competed 50 times since their inaugural bout back in January of 1996, with UConn leading the series 37-13. However, over the last nine years, Notre Dame has defeated UConn nine times, while all other Division I teams have combined for eight wins.

ACC NEWCOMER WATCH LIST

The Atlantic Coast Conference named freshmen Anaya Peoples and Sam Brunelle to its Newcomer Watch List, claiming two of the five spots on both the Blue Ribbon media poll and the coaches poll.

Brunelle and Peoples were top-20 ranked recruits, who comprised yet another top-10 ranked recruiting class for Karen & Kevin Keyes head coach Muffet McGraw and company. Brunelle, who was ranked No. 6 overall by espnW, was a two-time Naismith High School All-American and 2019 McDonald's All-American - won the three-point contest at the latter. Brunelle was also both the 2018 Gatorade Virginia Player of the Year and USA Today Virginia Player of the Year. Ultimately, she finished her prep career with 2,229 points and 1,272 rebounds.

Peoples, who was ranked fourth at her position, was a two-time Illinois Class 1A State champion at Dan Schlarman High, where she finished her prep career with 2,086 points. Peoples was a 2019 McDonald's All-American and Jordan Brand Classic member. In 2018, Peoples was a Naismith All-America honorable mention.

CHERYL MILLER AWARD WATCH LIST

The Naismith Memorial Basketball Hall of Fame and the Women's Basketball Coaches Association announced its watch list for the 2020 Cheryl Miller Award, with freshman Sam Brunelle making the cut. The Cheryl Miller Award Watch List recognizes the top 20 small forwards in the country.

This marks the second consecutive year the Irish have had a representative on the Cheryl Miller Award Watch



List. Last season, Jackie Young was a top-five finalist for the award.

STATISTICAL CHAMPION

The 2018-19 version of the Fighting Irish earned a statistical championship by season's end for the country's top offense. Averaging a blistering 88.6 points per game, it marks the first time in which the Irish finished as the nation's top offense. All-in-all, the Irish totaled 3,454 points.

Notre Dame's scoring average will also go down as the program's top offense as well. The 2013-14 Irish squad led by Kayla McBride and Natalie Achonwa previously held the record at 86.1 ppg (3,271 points in 38 games).

RECORD BREAKER X 3

Three players --> Four different record holders. Arike Ogunbowale became Notre Dame's all-time scoring leader on Feb. 21 vs Duke. The senior surpassed Skylar Diggins-Smith's record of 2,357 career points. In addition, Ogunbowale was just 1-of-5 Irish greats to score over 2,000 points, joining Ruth Riley, Katryna Gaither, Beth (Morgan) Cunningham and of course Skylar Diggins-Smith. Ogunbowale ultimately finished with 2,626 career points, which ranked third all-time in the ACC.

On March 9 in the ACC Semis vs Syracuse, Marina Mabrey became Notre Dame's made three-pointers record holder. Mabrey went 4-for-9 from deep, surpassing Alicia Ratay (262). The senior finished with 274 career made threes, which ranks eighth all-time in the ACC.

Next, on March 25 vs Michigan State, Brianna Turner became the new rebounding leader at Notre Dame, surpassing Ruth Riley's mark of 1,007. Turner finished with 1,048 rebounds.

However, Turner wasn't done there, becoming the program's new blocks leader on the game-clinching play of the National Semifinal vs. UConn. Turner surpassed Ruth Riley's 370 mark to finish with 372 --> third all-time in the ACC.

*Honorable Mention to Jessica Shepard, who after two years with the Irish, posted a 9.2 career rebounding average. That number qualifies for first all-time.

A 30-WIN CAMPAIGN

Notre Dame wrapped the 2018-19 year with a 35-4 overall record, marking the program's ninth consecutive 30-win season and 11th in school history. Nationally, only UConn has a longer active streak of 30-win seasons at 14, while Baylor matches the Irish with a streak that began in 2010-11.

ACC CHAMPS

Notre Dame earned its sixth straight ACC regular season title and eighth straight conference regular season title when dating back to the final two years of the Big East.

The six consecutive regular season titles tie the all-time mark set by Virginia from 1991-96.

In addition, the eight in a row marks the second highest active streak in the country, only behind nine from Baylor. Green Bay lost its streak of 20 to Wright State this season in the Horizon League.

**Leading Scorer**

Kate Gilbert	4 (4)
Sam Brunelle	4 (4)
Destinee Walker	2 (2)
Anaya Peoples	2 (2)

Leading Rebounder

Sam Brunelle	4 (4)
Anaya Peoples	4 (4)
Destinee Walker	1 (1)
Katlyn Gilbert	1 (1)

Leader in Assists

Marta Sniezek	10 (10)
Danielle Cosgrove	1 (1)
Katlyn Gilbert	1 (1)
Abby Prohaska	0 (1)

20-Point Scoring Games

Opponents	3
Notre Dame	2
Katlyn Gilbert	1
Destinee Walker	1

30-Point Scoring Games

Opponents	1
Notre Dame	0

Tip-Offs Controlled

Opponents	6
Notre Dame	4
Mikayla Vaughn	1-1
Sam Brunelle	3-9

First Score

Opponents	5
Notre Dame	5
Anaya Peoples	2
Katlyn Gilbert	1
Sam Brunelle	1
Destinee Walker	1

Runs of 10 or Better

Opponents	2
Notre Dame	6

Largest Halftime Lead

18 vs Loyola MD, 11/8/19

Largest Halftime Deficit

13 vs South Dakota State (Cancun Challenge), 11/29/19

Largest Lead

28 vs Loyola MD (1:20 in 4Q), 11/8/19

Largest Deficit

18 vs Tennessee (7:06 in 3Q), 11/11/19

Largest Deficit Overcome to Win

11 at Michigan (2nd Q, 6:35, 33-22), 11/23/19

9 vs Toledo (2nd Q, 1:43, 31-22), 11/20/19

Largest Lead Given Out in Loss

7 vs FGCU (5:43 in 1Q, 11/28/19)

Most Consecutive Points

17 at Fordham, 11/5/19

Most Consecutive Points (Opponent)

16, FGCU, 11/28/19

Double-Figure Points

Player	2019-20	Career
Katlyn Gilbert	10	10
Sam Brunelle	9	9
Destinee Walker	8	48
Anaya Peoples	7	7
Marta Sniezek	1	10
Danielle Cosgrove	1	1
Mikayla Vaughn	0	4

Double-Figure Rebounds

Player	2019-20	Career
Sam Brunelle	2	2
Destinee Walker	1	2
Anaya Peoples	1	1
Mikayla Vaughn	0	1

5-5-5 Games

(aka "Stat Sheet Stuffers")

Player	2019-20	Career
Marta Sniezek	2	8
Anaya Peoples	1	1
Destinee Walker	0	1

Double-Doubles

Player	2019-20	Career
Sam Brunelle	2	2
Destinee Walker	1	2

Season Point Totals

Date	Opp.	OffT0	Paint	2ndCh	FBreak	Bench
11/5	Fordham	14/13	32/22	14/9	9/3	16/8
11/8	Loyola MD	24/18	42/30	11/9	15/8	8/35
11/11	Tennessee	19/14	16/26	9/14	11/9	3/13
11/14	Michigan St	18/29	28/24	9/13	9/9	12/13
11/20	Toledo	16/8	24/28	7/2	6/2	3/13
11/23	Michigan	32/9	36/26	8/29	13/0	15/14
11/28	FGCU	9/20	26/34	2/13	12/10	3/11
11/29	South Dakota St	22/10	32/38	5/10	18/4	3/13
11/30	USF	23/20	34/24	5/17	17/6	18/27
12/4	Minnesota	10/11	44/22	8/14	10/4	11/3

*Notre Dame is listed first in each column

Points Off Turnovers

	Total	Average
Notre Dame	187	18.7
Opponents	152	15.2

Points in the Paint

	Total	Average
Notre Dame	314	31.4
Opponents	274	27.4

Second Chance Points

	Total	Average
Notre Dame	78	7.8
Opponents	130	13.0

Fast Break Points

	Total	Average
Notre Dame	120	12.0
Opponents	55	5.5

Bench Scoring

	Total	Average
Notre Dame	92	9.2
Opponents	150	15.0



KATIE COLE

2

5-10 // SENIOR // GUARD

TOLEDO, OHIO

SYLVANIA NORTHVIEW

UPDATE

- Played in all 10 games, averaging 8.8 minutes off the bench.
- Awarded a scholarship for her senior season.
- Grabbed a season high 3 boards vs. Minnesota (12/4).
- Played a season high 15 minutes at No. 21 Michigan (11/23).
- Picked up a career high tying two steals in seven minutes versus Tennessee on Nov. 11.
- Saw five minutes of action in the season opener at Fordham. Marked her first appearance since her sophomore campaign after sitting out her junior year with a knee injury.

SEASON BESTS

Pts: 2, 2x (last at Michigan, 11/23/19)
 Rebs: 3 (vs Minnesota, 12/4/19)
 FGM: 1, 3x (last vs Minnesota, 12/4/19)
 FGA: 2 (vs Minnesota, 12/4/19)
 3FGM: 3FGA:
 3FGA: 1, 2x (last vs Minnesota, 12/4/19)
 FTM: 1 (vs Toledo, 11/20/19)
 FTA: 2 (vs Toledo, 11/20/19)
 Ast: 1, 2x (last vs FGCU, 11/28/19)
 Blk: 1 (vs Minnesota, 12/4/19)
 Stl: 2 (vs Tennessee, 11/11/19)
 Min: 15 (at Michigan, 11/23/19)

CAREER BESTS

Pts: 5, 2x (last at Wake Forest, 12/31/17)
 Rebs: 4 (vs Virginia, 3/2/18)
 FGM: 2, 2x (last at Wake Forest, 12/31/17)
 FGA: 4 (vs Mount, 11/11/17)
 3FGM: 1, 6x (last vs CSUN, 3/16/18)
 3FGA: 2, 3x (last vs UNC, 2/1/18)
 FTM: 1, 2x (last vs Toledo, 11/20/19)
 FTA: 3 (at Pitt, 1/25/18)
 Ast: 1, 4x (last vs FGCU, 11/28/19)
 Blk: 1, 4x (last vs Minnesota, 12/4/19)
 Stl: 2, 2x (last vs Tennessee, 11/11/19)
 Min: 15 (at Michigan, 11/23/19)

SEASON

0..... Double-Figure Scoring.....0

CAREER

2019-20 GAME-BY-GAME STATISTICS

Date	Opponent	GS	MIN	FG-A	3P-A	FT-A	RB	PF	A	TO	ST	BL	PTS
11/5	@ Fordham	5	0-0	0-0	0-0	0-0-0	0	0	0	0	0	0	0
11/8	Loyola MD	8	1-1	0-0	0-0	0-1-1	1	0	0	0	0	0	2
11/11	Tennessee	7	0-0	0-0	0-0	0-0-0	2	0	0	2	0	0	0
11/14	Michigan St	11	0-1	0-0	0-0	0-0-0	2	0	1	0	0	0	0
11/20	Toledo	3	0-0	0-0	1-2	1-1-2	2	1	0	0	0	0	1
11/23	@ Michigan	15	1-1	0-0	0-0	1-0-1	4	0	1	1	0	0	2
11/28	vs FGCU	14	0-0	0-0	0-0	1-0-1	2	1	2	0	0	0	0
11/29	vs South Dakota St	11	0-1	0-1	0-0	0-0-0	0	0	0	1	0	0	0
11/30	vs USF	7	0-1	0-0	0-0	1-1-2	0	0	0	0	0	0	0
12/4	Minnesota	8	1-2	0-1	0-0	1-2-3	1	0	0	0	1	2	
12/8	@ UConn												
12/11	DePaul												
12/29	Clemson												
1/2	@ Pittsburgh												
1/5	@ Syracuse												
1/9	Boston College												
1/12	NC State												
1/16	@ Duke												
1/19	Miami												
1/26	@ Virginia												
1/30	Louisville												
2/2	@ Georgia Tech												
2/6	@ Wake Forest												
2/9	Pittsburgh												
2/13	@ Boston College												
2/16	@ Louisville												
2/20	Virginia Tech												
2/23	Syracuse												
2/27	UNC												
3/1	@ Florida St												

COLE'S OVERALL CAREER STATISTICS

SEASON	TEAM	GP-GS	MIN/AVG	FG-FGA	FG%	3FG-FGA	3FG%	FT-FTA	FT%	OFF	DEF	TOT	AVG	PF-FO	AST	TO	BLK	STL	PTS	AVG
2017-18	ND	24-0	120/5.0	11-28	.393	6-17	.353	1-3	.333	5	11	16	0.7	11-0	2	9	3	6	29	1.2
2019-20	ND	10-0	88/8.8	3-7	.429	0-2	.000	1-2	.500	5	5	10	1.0	14-0	2	4	1	4	7	0.7
TOTAL		34-0	208/6.1	14-35	.400	6-19	.316	2-5	.400	10	16	26	0.8	25-0	4	13	4	10	36	1.1



MAGGIE MURDOCK 3

5-8 // SOPHOMORE // GUARD

GLENCOE, ILLINOIS

NEW TRIER

SEASON BESTS

Pts:
Rebs:
FGM:
FGA: 1 (vs Loyola MD, 11/8/19)
3FGM:
3FGA: 1 (vs Loyola MD, 11/8/19)
FTM:
FTA:
Ast:
Blk:
Stl:
Min: 1 (vs Loyola MD, 11/8/19)

CAREER BESTS

Pts:
Rebs:
FGM:
FGA: 1 (vs Loyola MD, 11/8/19)
3FGM:
3FGA: 1 (vs Loyola MD, 11/8/19)
FTM:
FTA:
Ast:
Blk:
Stl:
Min: 1 (vs Loyola MD, 11/8/19)

UPDATE

- 1-of-3 walk-ons added to this year's team. 1-of-4 total.
 - First set of twins in program history.
- HIGH SCHOOL
- Attended New Trier High School
 - 2018 CSL South Player of the Year // 2018 IBCA 4A All-State Honorable Mention // 2018 Team 22 All-Area Team Honorable Mention // 2018 Daily NorthShore.com Best Long-Range Shooter
 - 2018 Team captain
 - Averaged 9.4 ppg, 2.4 apg, 3.0 rpg and 2.0 spg her senior year. Also shot 40.6 percent from the field and 41.0 percent from three. Shot 73.2 percent from the free-throw line
 - Lettered one year in volleyball – played setter
 - Four-year honor roll recipient
 - 2018 Illinois State Scholar // 2018 Outstanding Student of Mathematics
 - Her uncle, Dennis Carroll, played basketball and tennis at Notre Dame
 - Majoring in Mathematics
 - Played on the Notre Dame Club Basketball squad her freshman year – Nationals qualifier

2019-20 GAME-BY-GAME STATISTICS

Date	Opponent	GS	MIN	FG-A	3P-A	FT-A	RB	PF	A	TO	ST	BL	PTS
11/5	@ Fordham		DNP										
11/8	Loyola MD		1	0-1	0-1	0-0	0	0	0	0	0	0	0
11/11	Tennessee		DNP										
11/14	Michigan St		DNP										
11/20	Toledo		DNP										
11/23	@ Michigan		DNP										
11/28	vs FGCU		DNP										
11/29	vs South Dakota St		DNP										
11/30	vs USF		DNP										
12/4	Minnesota		DNP										
12/8	@ UConn		DNP										
12/11	DePaul		DNP										
12/29	Clemson		DNP										
1/2	@ Pittsburgh		DNP										
1/5	@ Syracuse		DNP										
1/9	Boston College		DNP										
1/12	NC State		DNP										
1/16	@ Duke		DNP										
1/19	Miami		DNP										
1/26	@ Virginia		DNP										
1/30	Louisville		DNP										
2/2	@ Georgia Tech		DNP										
2/6	@ Wake Forest		DNP										
2/9	Pittsburgh		DNP										
2/13	@ Boston College		DNP										
2/16	@ Louisville		DNP										
2/20	Virginia Tech		DNP										
2/23	Syracuse		DNP										
2/27	UNC		DNP										
3/1	@ Florida St		DNP										

MURDOCK'S OVERALL CAREER STATISTICS

SEASON	TEAM	GP-GS	MIN/AVG	FG-FGA	FG%	3FG-FGA	3FG%	FT-FTA	FT%	OFF	DEF	TOT	AVG	PF-FO	AST	TO	BLK	STL	PTS	AVG
2019-20	ND	1-0	1/1.5	0-1	.000	0-1	.000	0-0	.000	0	0	0	0.0	0-0	0	0	0	0	0	0.0
TOTAL		1-0	1/1.5	0-1	.000	0-1	.000	0-0	.000	0	0	0	0.0	0-0	0	0	0	0	0	0.0



CATE MURDOCK

5

5-8 // SOPHOMORE // GUARD

GLENCOE, ILLINOIS

NEW TRIER

SEASON BESTS

Pts:
Rebs:
FGM:
FGA:
3FGM:
3FGA:
FTM:
FTA:
Ast:
Blk:
Stl:
Min: 1 (vs Loyola MD, 11/8/19)

CAREER BESTS

Pts:
Rebs:
FGM:
FGA:
3FGM:
3FGA:
FTM:
FTA:
Ast:
Blk:
Stl:
Min: 1 (vs Loyola MD, 11/8/19)

UPDATE

• 1-of-3 walk-ons added to this year's team. 1-of-4 total.

• First set of twins in program history.

HIGH SCHOOL

• Attended New Trier High School

• Two-time CSL South All-Conference // Team 22 All-Area First Team her senior year // IBCA 4A All-State Honorable Mention her senior year

• Averaged 10.9 ppg, 2.9 apg, 3.8 rpg and 2.0 spg her senior year. Also shot 44.5 percent from the field and 36.3 percent from three.

• Four-year honor roll recipient // 2018 Illinois State Scholar

• Her uncle, Dennis Carroll, played basketball and tennis at Notre Dame

• Majoring in Mathematics

• Played on the Notre Dame Club Basketball squad her freshman year – Nationals qualifier and MVP of the Regionals tournament in 2019

2019-20 GAME-BY-GAME STATISTICS

Date	Opponent	GS	MIN	FG-A	3P-A	FT-A	RB	PF	A	TO	ST	BL	PTS
11/5	@ Fordham		DNP										
11/8	Loyola MD		1	0-0	0-0	0-0	0	0	0	1	0	0	0
11/11	Tennessee		DNP										
11/14	Michigan St		DNP										
11/20	Toledo		DNP										
11/23	@ Michigan		DNP										
11/28	vs FGCU		DNP										
11/29	vs South Dakota St		DNP										
11/30	vs USF		DNP										
12/4	Minnesota		DNP										
12/8	@ UConn		DNP										
12/11	DePaul		DNP										
12/29	Clemson		DNP										
1/2	@ Pittsburgh		DNP										
1/5	@ Syracuse		DNP										
1/9	Boston College		DNP										
1/12	NC State		DNP										
1/16	@ Duke		DNP										
1/19	Miami		DNP										
1/26	@ Virginia		DNP										
1/30	Louisville		DNP										
2/2	@ Georgia Tech		DNP										
2/6	@ Wake Forest		DNP										
2/9	Pittsburgh		DNP										
2/13	@ Boston College		DNP										
2/16	@ Louisville		DNP										
2/20	Virginia Tech		DNP										
2/23	Syracuse		DNP										
2/27	UNC		DNP										
3/1	@ Florida St		DNP										

MURDOCK'S OVERALL CAREER STATISTICS

SEASON	TEAM	GP-GS	MIN/AVG	FG-FGA	FG%	3FG-FGA	3FG%	FT-FTA	FT%	OFF	DEF	TOT	AVG	PF-FO	AST	TO	BLK	STL	PTS	AVG
2019-20	ND	1-0	1/1.5	0-0	.000	0-0	.000	0-0	.000	0	0	0	0.0	0-0	0	1	0	0	0	0.0
TOTAL		1-0	1/1.5	0-0	.000	0-0	.000	0-0	.000	0	0	0	0.0	0-0	0	1	0	0	0	0.0



KATLYN GILBERT 10

5-10 // SOPHOMORE // GUARD

INDIANAPOLIS, INDIANA

HERITAGE CHRISTIAN

SEASON BESTS

Pts: 24 (vs Loyola MD, 11/8/19)
 Rebs: 8, 2x (last vs USF, 11/30/19)
 FGM: 9, 2x (last vs Michigan St, 11/14/19)
 FGA: 16 (vs Michigan St, 11/14/19)
 3FGM: 1, 3x (last vs Minnesota, 12/4/19)
 3FGA: 3 (vs FGCU, 11/28/19)
 FTM: 6 (vs Loyola MD, 11/8/19)
 FTA: 9 (at Fordham, 11/5/19)
 Ast: 4 (at Michigan, 11/23/19)
 Blk: 2 (vs Michigan St, 11/14/19)
 Stl: 4, 2x (last at Michigan, 11/23/19)
 Min: 39 (vs Toledo, 11/20/19)

CAREER BESTS

Pts: 14, 2x (last at Fordham, 11/5/19)
 Rebs: 8, 2x (last vs USF, 11/30/19)
 FGM: 9, 2x (last vs Michigan St, 11/14/19)
 FGA: 16 (vs Michigan St, 11/14/19)
 3FGM: 1, 3x (last vs Minnesota, 12/4/19)
 3FGA: 3 (vs FGCU, 11/28/19)
 FTM: 6 (vs Loyola MD, 11/8/19)
 FTA: 9 (at Fordham, 11/5/19)
 Ast: 4 (at Michigan, 11/23/19)
 Blk: 2 (vs Michigan St, 11/14/19)
 Stl: 4, 3x (last at Michigan, 11/23/19)
 Min: 39 (vs Toledo, 11/20/19)

UPDATE

- Played in all 10 games, starting in all but the season opener. Averages 33.7 minutes/game - ranks 9th in the ACC.
- Riding a career best streak of 10 double-digit scoring games in a row. Gilbert leads the Irish in scoring with 14.9 ppg, which ranks 15th in the ACC.
- Gilbert has knocked down 61 made field goals, ranking 13th in the country. Her 48.4 shooting percentage leads the team and ranks 13th in the ACC.
- Last 4 games: Gilbert is shooting 55.6 percent from the field, averaging 6.8 boards and 14.3 points.
- Her 1.8 steals/game ranks 10th in the ACC.
- Scored all 15 of her points in the second half vs. Minnesota (12/4). Gilbert scored 8 of her points in the 4th quarter.
- Tied her career high of 8 rebounds against USF (11/30) to go along with her 11 points.
- Reeled in a career high 8 rebounds against Toledo (11/20) to go along with her 11 points.
- Tied her career high of four steals to go with her 19 points against No. 16 Michigan State (11/14).
- Made the most of her first career start, leading the Irish with a career high 24 points on 9-of-15 shooting from the floor, including a career best 6-of-9 from the line. Also reeled in a career best 6 boards.
- Gilbert & Peoples have played together every summer since they were seven & six years old, respectively. The chemistry between the two was evident against Loyola Maryland as the duo combined for 26 of the team's 44 second half points.
- In her first game back since Nov. 29, 2018, Gilbert shone bright, co-leading the Irish with 14 points.
- Last season, Gilbert separated her right shoulder in the win over No. 14 Iowa (11/29). Had surgery to repair the damage and sat out the remainder of the season.

SEASON

10 Double-Figure Scoring 11

CAREER

KEY STATISTICS

POINTS	FG%	FG MADE	STEALS
14.9	.484	61	1.8
LEADS TEAM 15TH IN ACC	LEADS TEAM 13TH IN ACC	LEADS TEAM 13TH IN NATION	2ND ON TEAM 10TH IN ACC

2019-20 GAME-BY-GAME STATISTICS

Date	Opponent	GS	MIN	FG-A	3P-A	FT-A	RB	PF	A	TO	ST	BL	PTS
11/5	@ Fordham		30	5-9	0-0	4-9	2-3-5	1	0	3	2	1	14
11/8	Loyola MD	*	33	9-15	0-1	6-7	3-3-6	2	2	4	1	1	24
11/11	Tennessee	*	37	6-15	0-1	0-0	0-2-2	3	2	3	1	0	12
11/14	Michigan St	*	38	9-16	0-0	3-4	1-3-4	2	0	8	4	2	19
11/20	Toledo	*	39	4-15	0-1	3-4	1-7-8	0	0	2	3	0	11
11/23	@ Michigan	*	29	4-11	0-2	4-6	1-5-6	3	4	2	4	0	12
11/28	vs FGCU	*	31	6-12	1-3	1-2	1-6-7	3	2	5	1	0	14
11/29	vs South Dakota St	*	27	7-11	0-1	3-4	0-5-5	3	2	3	2	0	17
11/30	vs USF	*	35	5-9	1-1	0-2	1-7-8	0	1	5	0	1	11
12/4	Minnesota	*	38	7-13	1-2	0-0	3-4-7	2	1	1	0	0	15
12/8	@ UConn												
12/11	DePaul												
12/29	Clemson												
1/2	@ Pittsburgh												
1/5	@ Syracuse												
1/9	Boston College												
1/12	NC State												
1/16	@ Duke												
1/19	Miami												
1/26	@ Virginia												
1/30	Louisville												
2/2	@ Georgia Tech												
2/6	@ Wake Forest												
2/9	Pittsburgh												
2/13	@ Boston College												
2/16	@ Louisville												
2/20	Virginia Tech												
2/23	Syracuse												
2/27	UNC												
3/1	@ Florida St												

GILBERT'S OVERALL CAREER STATISTICS

SEASON	TEAM	GP-GS	MIN/AVG	FG-FGA	FG%	3FG-FGA	3FG%	FT-FTA	FT%	OFF	DEF	TOT	AVG	PF-FO	AST	TO	BLK	STL	PTS	AVG
2018-19	ND	7-0	111/15.9	9-20	.450	1-5	.200	6-8	.750	4	11	15	2.1	11-0	2	8	1	6	25	3.6
2019-20	ND	10-9	337/33.7	61-126	.484	3-12	.250	24-38	.632	13	45	58	5.8	19-0	14	36	5	18	149	14.9
TOTAL		17-9	448/26.4	70-146	.479	4-17	.235	30-46	.652	17	56	73	4.3	30-0	16	44	6	24	174	10.2



ABBY PROHASKA 12

5-10 // SOPHOMORE // GUARD

LIBERTY TOWNSHIP, OHIO

LAKOTA WEST

SEASON BESTS

Pts:
Rebs:
FGM:
FGA:
3FGM:
3FGA:
FTM:
FTA:
Ast:
Blk:
Stl:
Min:

CAREER BESTS

Pts: 6, 2x (last vs FSU, 2/10/19)
Rebs: 5, 2x (last vs FSU, 2/10/19)
FGM: 3 (vs FSU, 2/10/19)
FGA: 5 (vs Duke, 2/21/19)
3FGM: 1, 2x (last vs Syracuse, 3/9/19)
3FGA: 2 (vs Syracuse, 3/9/19)
FTM: 4 (vs Harvard, 11/9/18)
FTA: 4, 2x (last at Boston College, 2/13/19)
Ast: 4, 2x (last vs WKU, 12/19/18)
Blk: 1 (vs Iowa, 11/29/18)
Stl: 4, 2x (last at Virginia Tech, 1/16/19)
Min: 30 (vs Drake, 11/23/18)

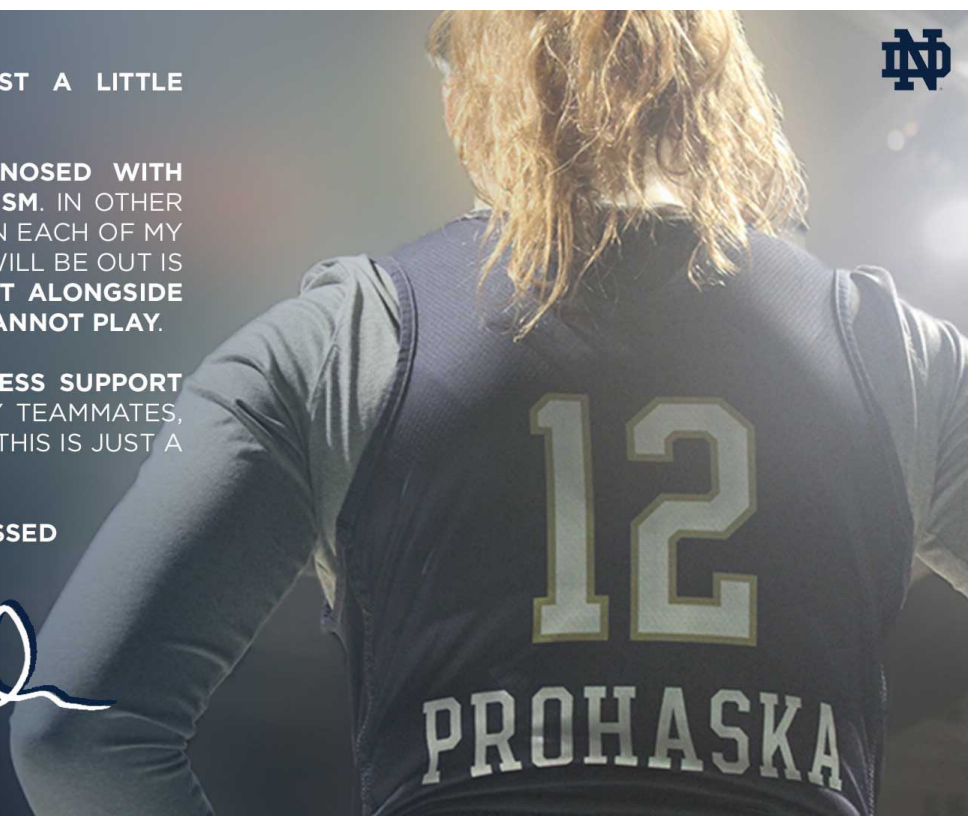
I AM APPROACHING THIS POST A LITTLE DIFFERENTLY TODAY...

RECENTLY, I HAVE BEEN **DIAGNOSED WITH BILATERAL PULMONARY EMBOLISM**. IN OTHER WORDS, I HAVE A BLOOD CLOT IN EACH OF MY LUNGS. THE AMOUNT OF TIME I WILL BE OUT IS INDEFINITE, BUT I WILL BE **RIGHT ALONGSIDE THIS TEAM FOR EVERY GAME I CANNOT PLAY**.

I AM THANKFUL FOR THE **ENDLESS SUPPORT** AND LOVE FROM MY FAMILY, MY TEAMMATES, MY COACHES, AND MY FRIENDS. THIS IS JUST A BUMP IN THE ROAD.

#SEETHEFUTURE #BLESSED

Abby Prohaska



PROHASKA'S OVERALL CAREER STATISTICS

SEASON	TEAM	GP-GS	MIN/AVG	FG-FGA	FG%	3FG-FGA	3FG%	FT-FTA	FT%	OFF	DEF	TOT	AVG	PF-FO	AST	TO	BLK	STL	PTS	AVG
2018-19	ND	38-3	547/14.4	18-49	.367	2-7	.286	20-26	.769	25	44	69	1.8	58-0	43	30	1	30	58	1.5
TOTAL		38-3	547/14.4	18-49	.367	2-7	.286	20-26	.769	25	44	69	1.8	58-0	43	30	1	30	58	1.5



MARTA SNIEZEK

13

5-8 // GRADUATE // GUARD

MCLEAN, VIRGINIA

STANFORD // NATIONAL CATHEDRAL

UPDATE

- Started in all 10 games, averaging 35.9 minutes, which ranks 3rd in the ACC.
- The defensive catalyst of the team. Sniezek has taken 13 charges on the season. Coach McGraw suspects the program record is around 20 set by Kristina Nelson in the 2017-18 season.
- Took 4 charges against South Dakota State and then took 4 charges the very next day vs. USF in Cancun.
- Over first 5 games - 1-of-11 from the field, averaging 2.0 ppg. Over the last 5 games - 12-of-18 from the floor (.667), averaging 7.2 ppg.
- Averaging 5.2 assists/game which ranks 3rd in the ACC and 35th in the nation. Her 1.2 A/TO ratio ranks 14th in the league.
- In addition, Sniezek averages 1.6 steals/game, which ranks 14th in the ACC.
- Notched a season high 10 points vs. Minnesota on Dec. 4. Also tied her season high of 8 assists.
- Collected a season high five steals at No. 21 Michigan (11/23), one shy of her career best.
- Irish up three with two minutes remaining against Toledo (11/20), Sniezek recorded a clutch steal which Walker converted to points, extending the lead to 54-49, for the eventual 54-51 win.
- Dished out a season high eight assists versus Michigan State (11/14).
- Took two charges in the Tennessee game, helping the Irish force 28 turnovers against the Lady Vols.
- Fun Fact: 1-of-9 siblings in her family.
- Fun Fact: In 2015, she was both the Washington D.C. Gatorade Basketball Player of the Year and the Soccer Player of the Year.

SEASON BESTS

Pts: 9 (vs FGCU, 11/28/19)
Rebs: 7 (vs Loyola MD, 11/8/19)
FGM: 3, 2x (last vs Minnesota, 12/4/19)
FGA: 6 (vs Minnesota, 12/4/19)
3FGM: 1 (vs FGCU, 11/28/19)
3FGA: 1, 3x (last vs FGCU, 11/28/19)
FTM: 4, 2x (last vs Minnesota, 12/4/19)
FTA: 6 (vs FGCU, 11/28/19)
Ast: 8, 2x (last vs Minnesota, 12/4/19)
Blk: 1, 2x (last vs USF, 11/30/19)
Stl: 5 (at Michigan, 11/23/19)
Min: 40 (vs Minnesota, 12/4/19)

CAREER BESTS

Pts: 13, 2x (last at Washington, 2/23/18)
Rebs: 10 (vs USC, 12/31/17)
FGM: 5, 2x (last vs Arizona St, 1/26/18)
FGA: 12 (vs Belmont, 11/24/17)
3FGM: 3, 2x (last vs Utah, 2/9/18)
3FGA: 8 (vs Belmont, 11/24/17)
FTM: 6, 2x (last vs USC, 3/2/18)
FTA: 9 (vs Tennessee, 12/16/15)
Ast: 13 (vs Washington, 3/4/16)
Blk: 1, 9x (last vs USF, 11/30/19)
Stl: 6 (vs Oregon St, 1/8/17)
Min: 40, 2x (last vs Minnesota, 12/4/19)

SEASON

1 Double-Figure Scoring..... 10
0 Double-Figure Rebounds..... 1
0 Double-Figure Assists 2

CAREER

KEY STATISTICS			
POINTS	ASSISTS	A/TO RATIO	CHARGES TAKEN
4.6	5.2	1.2	13
5TH ON TEAM	3RD IN ACC 35TH IN NATION	LEADS TEAM 14TH IN ACC	LEADS TEAM

2019-20 GAME-BY-GAME STATISTICS

Date	Opponent	GS	MIN	FG-A	3P-A	FT-A	RB	PF	A	TO	ST	BL	PTS
11/5	@ Fordham	*	38	0-3	0-0	1-2	0-4-4	0	6	5	3	0	1
11/8	Loyola MD	*	29	0-0	0-0	2-2	0-7-7	3	6	6	2	0	2
11/11	Tennessee	*	37	1-5	0-1	3-3	0-4-4	5	4	2	1	0	5
11/14	Michigan St	*	38	0-3	0-0	0-0	0-4-4	4	8	3	1	0	0
11/20	Toledo	*	34	0-0	0-0	2-2	0-1-1	3	3	4	2	1	2
11/23	@ Michigan	*	39	2-3	0-1	2-2	0-4-4	4	5	6	5	0	6
11/28	vs FGCU	*	35	2-2	1-1	4-6	0-3-3	4	5	6	0	0	9
11/29	vs South Dakota St	*	34	2-3	0-0	1-2	0-4-4	4	2	4	0	0	5
11/30	vs USF	*	34	3-4	0-0	0-0	1-5-6	5	5	3	1	1	6
12/4	Minnesota	*	40	3-6	0-0	4-5	0-2-2	4	8	4	1	0	10
12/8	@ UConn												
12/11	DePaul												
12/29	Clemson												
1/2	@ Pittsburgh												
1/5	@ Syracuse												
1/9	Boston College												
1/12	NC State												
1/16	@ Duke												
1/19	Miami												
1/26	@ Virginia												
1/30	Louisville												
2/2	@ Georgia Tech												
2/6	@ Wake Forest												
2/9	Pittsburgh												
2/13	@ Boston College												
2/16	@ Louisville												
2/20	Virginia Tech												
2/23	Syracuse												
2/27	UNC												
3/1	@ Florida St												

SNIEZEK'S OVERALL CAREER STATISTICS

SEASON	TEAM	GP-GS	MIN/AVG	FG-FGA	FG%	3FG-FGA	3FG%	FT-FTA	FT%	OFF	DEF	TOT	AVG	PF-FO	AST	TO	BLK	STL	PTS	AVG
2015-16	Stan	35-9	656/18.7	35-99	.354	4-17	.235	28-42	.667	8	48	56	1.6	27-0	109	63	1	21	102	2.9
2016-17	Stan	38-9	948/24.9	56-149	.376	6-20	.300	54-75	.720	6	100	106	2.8	64-0	169	93	3	51	172	4.5
2017-18	Stan	35-32	971/27.7	56-156	.359	20-59	.339	61-90	.678	7	115	122	3.5	68-1	150	78	3	38	193	5.5
2019-20	ND	10-10	359/35.9	13-29	.448	1-3	.333	19-24	.792	1	38	39	3.9	36-2	52	43	2	16	46	4.6
TOTAL FOR ND		10-10	359/35.9	13-29	.448	1-3	.333	19-24	.792	1	38	39	3.9	36-2	52	43	2	16	46	4.6
TOTAL		118-60	2934/24.9	160-433	.370	31-99	.313	162-231	.701	22	301	323	2.7	195-3	480	277	9	126	513	4.3



NICOLE BENZ

20

5-8 // JUNIOR // GUARD

VALENCIA, CALIF.

WILLIAM S. HART

SEASON BESTS

Pts: 2 (vs Loyola MD, 11/8/19)
 Rebs: 2 (vs Loyola MD, 11/8/19)
 FGM: 2 (vs Loyola MD, 11/8/19)
 FGA: 2 (vs Loyola MD, 11/8/19)
 3FGM: 2 (vs Loyola MD, 11/8/19)
 3FGA: 2 (vs Loyola MD, 11/8/19)
 FTM: 2 (vs Loyola MD, 11/8/19)
 FTA: 2 (vs Loyola MD, 11/8/19)
 Ast: 2 (vs Loyola MD, 11/8/19)
 Blk: 2 (vs Loyola MD, 11/8/19)
 Stl: 2 (vs Loyola MD, 11/8/19)
 Min: 2 (vs Loyola MD, 11/8/19)

CAREER BESTS

Pts: 3 (vs UNC, 2/1/18)
 Rebs: 3 (vs Harvard, 11/9/18)
 FGM: 1, 4x (last vs Virginia, 3/3/19)
 FGA: 2, 7x (last vs Virginia, 3/3/19)
 3FGM: 1 (vs UNC, 2/1/18)
 3FGA: 2, 2x (last vs Villanova, 3/18/18)
 FTM: 2 (vs Harvard, 11/9/18)
 FTA: 2 (vs Harvard, 11/9/18)
 Ast: 1, 2x (last at Marquette, 12/22/18)
 Blk: 1 (vs Harvard, 11/9/18)
 Stl: 1 (vs Harvard, 11/9/18)
 Min: 10 (vs Binghamton, 12/16/18)

UPDATE

• Was the third walk-on for the Irish for the 2017-18 championship season, where she made 13 appearances on the year.

• Started the 2018-19 season as a student-manager before receiving the call-up once again right before the season opener.

• Recipient of the Elite 90 award at the 2019 Final Four - which recognizes the student-athlete with the highest GPA at a championship event.

• Now 1-of-4 total walk-ons on this year's squad.

2019-20 GAME-BY-GAME STATISTICS

Date	Opponent	GS	MIN	FG-A	3P-A	FT-A	RB	PF	A	TO	ST	BL	PTS
11/5	@ Fordham	DNP											
11/8	Loyola MD	2		0-0	0-0	0-0	0	1	0	0	0	0	0
11/11	Tennessee	DNP											
11/14	Michigan St	DNP											
11/20	Toledo	DNP											
11/23	@ Michigan	DNP											
11/28	vs FGCU	1		0-0	0-0	0-0	0-0-0	0	0	0	0	0	0
11/29	vs South Dakota St	1		0-0	0-0	0-0	0-0-0	0	0	0	0	0	0
11/30	vs USF	DNP											
12/4	Minnesota	DNP											
12/8	@ UConn												
12/11	DePaul												
12/29	Clemson												
1/2	@ Pittsburgh												
1/5	@ Syracuse												
1/9	Boston College												
1/12	NC State												
1/16	@ Duke												
1/19	Miami												
1/26	@ Virginia												
1/30	Louisville												
2/2	@ Georgia Tech												
2/6	@ Wake Forest												
2/9	Pittsburgh												
2/13	@ Boston College												
2/16	@ Louisville												
2/20	Virginia Tech												
2/23	Syracuse												
2/27	UNC												
3/1	@ Florida St												

BENZ'S OVERALL CAREER STATISTICS

SEASON	TEAM	GP-GS	MIN/AVG	FG-FGA	FG%	3FG-FGA	3FG%	FT-FTA	FT%	OFF	DEF	TOT	AVG	PF-FO	AST	TO	BLK	STL	PTS	AVG
2017-18	ND	13-0	27/2.1	1-7	.143	1-7	.143	0-0	.000	3	6	9	0.7	1-0	0	1	0	0	3	0.2
2018-19	ND	23-0	72/3.1	3-15	.200	0-7	.000	2-2	1.000	2	14	16	0.7	3-0	2	3	0	0	8	0.3
2019-20	ND	3-0	3/0.8	0-0	.000	0-0	.000	0-0	.000	0	0	0	0.0	1-0	0	0	0	0	0	0.0
TOTAL		39-0	102/2.6	4-22	.182	1-14	.071	2-2	1.000	5	20	25	0.6	5-0	2	4	0	0	11	0.3



ANAYA PEOPLES 21

5-10 // FRESHMAN // GUARD

DANVILLE, ILLINOIS

SCHLARMAN

SEASON BESTS

Pts: 19, 2x (last vs FGCU, 11/28/19)
 Rebs: 14 (vs Minnesota, 12/4/19)
 FGM: 9 (vs Loyola MD, 11/8/19)
 FGA: 14 (vs Loyola MD, 11/8/19)
 3FGM: 1, 2x (last vs USF, 11/30/19)
 3FGA: 2, 2x (at Michigan, 11/23/19)
 FTM: 5, 2x (last vs USF, 11/30/19)
 FTA: 9, 2x (last vs USF, 11/30/19)
 Ast: 6 (vs Minnesota, 12/4/19)
 Blk: 2, 3x (last vs Minnesota, 12/4/19)
 Stl: 4, 2x (last vs South Dakota St., 11/29/19)
 Min: 39 (vs South Dakota State, 11/29/19)

CAREER BESTS

Pts: 19, 2x (last vs FGCU, 11/28/19)
 Rebs: 14 (vs Minnesota, 12/4/19)
 FGM: 9 (vs Loyola MD, 11/8/19)
 FGA: 14 (vs Loyola MD, 11/8/19)
 3FGM: 1, 2x (last vs USF, 11/30/19)
 3FGA: 2, 2x (at Michigan, 11/23/19)
 FTM: 5, 2x (last vs USF, 11/30/19)
 FTA: 9, 2x (last vs USF, 11/30/19)
 Ast: 6 (vs Minnesota, 12/4/19)
 Blk: 2, 3x (last vs Minnesota, 12/4/19)
 Stl: 4, 2x (last vs South Dakota St., 11/29/19)
 Min: 39 (vs South Dakota State, 11/29/19)

KEY STATISTICS

POINTS	REBOUNDS	FG%	STEALS
13.5	7.3	.477	1.9
T-3RD ON TEAM	LEADS TEAM	2ND ON TEAM	LEADS TEAM
	13TH IN ACC	15TH IN ACC	4TH IN ACC

UPDATE

- Played in all 10 games, starting in 7. Averages 31.9 minutes/game.
- Last 4 games: Peoples is averaging a double-double and leading the Irish in both categories with 15.3 ppg and 10.0 rpg. She's also converted 24 of her last 45 shots, raising her FG% to 47.7 percent, which ranks 15th in the ACC and second on the team behind Gilbert.
- Garnered career highs in both rebounds (14) and assists (6) vs. Minnesota (12/4) to go with her 9 points.
- Named to the Cancun Challenge All-Tournament Team, along with earning ACC Rookie of the Week honors. Peoples averaged 17.3 points and 8.7 rebounds down in Cancun. She tied her career high in points with 19 against FGCU, then led the Irish in scoring against No. 21 USF with 18 points, spearheading the ranked win. Peoples nearly achieved a double-double in each game, reeling in 9, 8, 9, respectively. Peoples also shot a highly efficient 62.5 percent from the field on 20-of-32 shooting.
- Reeled in at least five boards in every game, averaging 7.3 on the year, which leads the team and ranks 13th in the ACC. Peoples also averages 5.6 defensive rebounds/game, which ranks 9th in the league.
- Leads the team in steals/game, averaging 1.9, which ranks 4th in the ACC.
- Peoples and Brunelle became the first pair of freshmen starters for a season opener since Teresa Borton & Jacqueline Batteast started the 2001-02 season opener.
- Gets to the free-throw line the most often, as her 54 attempts ranks 17th in the nation.
- Gilbert & Peoples have played together every summer since they were seven & six years old, respectively. The chemistry between the two was evident against Loyola Maryland as the duo combined for 26 of the team's 44 second half points.
- Tallied 11 points & 7 rebounds in her Irish debut at Fordham. Peoples scored seven of her points in the third quarter. The freshman then grabbed a critical offensive board off a missed free throw with nine seconds left, before returning to the line to ice the 60-55 win.

SEASON

7..... Double-Figure Scoring.....7	CAREER
1..... Double-Figure Rebounding.....1	

2019-20 GAME-BY-GAME STATISTICS

Date	Opponent	GS	MIN	FG-A	3P-A	FT-A	RB	PF	A	TO	ST	BL	PTS
11/5	@ Fordham	*	24	3-9	0-1	5-9	3-4-7	3	1	1	1	0	11
11/8	Loyola MD	*	32	9-14	0-0	1-5	2-5-7	2	3	1	2	2	19
11/11	Tennessee	*	31	3-11	1-2	2-6	1-4-5	2	2	1	4	1	9
11/14	Michigan St	*	26	6-10	0-0	3-7	2-1-3	3	1	0	0	2	15
11/20	Toledo	*	32	3-10	0-0	1-3	2-4-6	5	1	3	1	0	7
11/23	@ Michigan		30	5-12	0-2	3-4	2-3-5	3	1	0	2	1	13
11/28	vs FGCU	*	36	8-13	0-1	3-4	1-8-9	1	0	3	1	1	19
11/29	vs South Dakota St	*	39	6-12	0-0	3-6	1-7-8	4	1	1	4	0	15
11/30	vs USF		33	6-7	1-1	5-9	1-8-9	2	2	0	3	1	18
12/4	Minnesota		37	4-13	0-1	1-1	2-12-14	2	6	1	1	2	9
12/8	@ UConn												
12/11	DePaul												
12/29	Clemson												
1/2	@ Pittsburgh												
1/5	@ Syracuse												
1/9	Boston College												
1/12	NC State												
1/16	@ Duke												
1/19	Miami												
1/26	@ Virginia												
1/30	Louisville												
2/2	@ Georgia Tech												
2/6	@ Wake Forest												
2/9	Pittsburgh												
2/13	@ Boston College												
2/16	@ Louisville												
2/20	Virginia Tech												
2/23	Syracuse												
2/27	UNC												
3/1	@ Florida St												

PEOPLES' OVERALL CAREER STATISTICS

SEASON	TEAM	GP-GS	MIN/AVG	FG-FGA	FG%	3FG-FGA	3FG%	FT-FTA	FT%	OFF DEF	TOT	AVG	PF-FO	AST	TO	BLK	STL	PTS	AVG	
2019-20	ND	10-7	319/31.9	53-111	.477	2-8	.250	27-54	.500	17	56	73	7.3	27-1	18	11	10	19	135	13.5
TOTAL		10-7	319/31.9	53-111	.477	2-8	.250	27-54	.500	17	56	73	7.3	27-1	18	11	10	19	135	13.5



DANIELLE COSGROVE 22

6-4 // SOPHOMORE // FORWARD

HOLBROOK, N.Y.

SACHEM EAST

SEASON BESTS

Pts: 12 (vs Michigan St, 11/14/19)
Rebs: 8 (vs Loyola MD, 11/8/19)
FGM: 3 (vs Michigan St, 11/14/19)
FGA: 8, 2x (last vs Tennessee, 11/11/19)
3FGM: 1, 3x (last vs USF, 11/30/19)
3FGA: 3 (vs Tennessee, 11/11/19)
FTM: 5 (vs Michigan St, 11/14/19)
FTA: 8 (vs Michigan St, 11/14/19)
Ast: 3 (vs USF, 11/30/19)
Blk: 2 (vs South Dakota State, 11/29/19)
Stl: 2 (vs Toledo, 11/20/19)
Min: 23 (vs South Dakota State, 11/29/19)

CAREER BESTS

Pts: 12 (vs Michigan St, 11/14/19)
Rebs: 8 (vs Loyola MD, 11/8/19)
FGM: 3 (vs Michigan St, 11/14/19)
FGA: 8, 2x (last vs Tennessee, 11/11/19)
3FGM: 2 (vs Binghamton, 12/16/18)
3FGA: 4, 2x (last vs Binghamton, 12/16/18)
FTM: 5 (vs Michigan St, 11/14/19)
FTA: 8 (vs Michigan St, 11/14/19)
Ast: 3 (vs USF, 11/30/19)
Blk: 3 (vs WKU, 12/19/18)
Stl: 2 (vs Toledo, 11/20/19)
Min: 23 (vs South Dakota State, 11/29/19)

UPDATE

- Played in all 10 games, including 3 starts. Averages 16.6 minutes.
- In 2 of the 3 games Cosgrove has started - the Irish have picked up ranked wins (#21 Michigan & #21 USF).
- Started against No. 21 USF (11/30), dishing out a career high 3 assists to go with her 5 points.
- Notched her first career start at No. 21 Michigan (11/25), tallying four points.
- Garnered a career high 2 steals against Toledo (11/20).
- Broke out against No. 16 Michigan State (11/14) with a career high 12 points, including a career best 5-for-8 day from the free-throw line.
- Reeled in a career best 8 rebounds against Loyola Maryland in the home opener on Nov. 8.
- Opened the season in Fordham, less than an hour away from her hometown. Collected two points, one block and two boards.

SEASON

1..... Double-Figure Scoring..... 1


CAREER

2019-20 GAME-BY-GAME STATISTICS

Date	Opponent	GS	MIN	FG-A	3P-A	FT-A	RB	PF	A	TO	ST	BL	PTS
11/5	@ Fordham		12	1-4	0-1	0-0	0-2-2	0	0	3	0	1	2
11/8	Loyola MD		20	2-8	0-1	2-2	3-5-8	3	1	1	1	1	6
11/11	Tennessee		21	1-8	1-3	0-0	2-1-3	3	1	1	0	0	3
11/14	Michigan St		14	3-5	1-1	5-8	4-1-5	1	0	2	0	1	12
11/20	Toledo		20	1-4	0-0	0-0	0-2-2	0	1	2	2	0	2
11/23	@ Michigan	*	17	2-4	0-1	0-0	0-1-1	5	1	3	0	1	4
11/28	vs FGCU		12	1-3	0-0	1-1	0-1-1	0	1	1	1	0	3
11/29	vs South Dakota St		23	1-7	0-2	1-2	2-1-3	0	2	1	0	2	3
11/30	vs USF	*	22	1-2	1-1	2-4	1-2-3	2	3	2	0	0	5
12/4	Minnesota	*	5	0-1	0-0	0-0	0-2-2	0	0	1	0	0	0
12/8	@ UConn												
12/11	DePaul												
12/29	Clemson												
1/2	@ Pittsburgh												
1/5	@ Syracuse												
1/9	Boston College												
1/12	NC State												
1/16	@ Duke												
1/19	Miami												
1/26	@ Virginia												
1/30	Louisville												
2/2	@ Georgia Tech												
2/6	@ Wake Forest												
2/9	Pittsburgh												
2/13	@ Boston College												
2/16	@ Louisville												
2/20	Virginia Tech												
2/23	Syracuse												
2/27	UNC												
3/1	@ Florida St												

COSGROVE'S OVERALL CAREER STATISTICS

SEASON	TEAM	GP-GS	MIN/AVG	FG-FGA	FG%	3FG-FGA	3FG%	FT-FTA	FT%	OFF	DEF	TOT	AVG	PF-FO	AST	TO	BLK	STL	PTS	AVG
2018-19	ND	27-0	132/4.9	14-48	.292	9-35	.257	0-0	.000	4	14	18	0.7	14-0	5	8	6	1	37	1.4
2019-20	ND	10-3	166/16.6	13-46	.283	3-10	.300	11-17	.647	12	18	30	3.0	14-1	10	17	6	4	40	4.0
TOTAL		37-3	298/8.0	27-94	.287	12-45	.267	11-17	.647	16	32	48	1.3	28-1	15	25	12	5	77	2.1



DESTINEE WALKER 24

5-10 // GRADUATE // GUARD

ORLANDO, FLORIDA

NORTH CAROLINA // LAKE HIGHLAND

UPDATE

- Started in all 10 games, averaging 36.4 minutes - which ranks 2nd in the ACC.
- Participating in her first full season of basketball since the 2016-17 campaign with the Tar Heels.
- Wins vs Losses: In wins only, Walker leads the team with 17.0 ppg on 42.9 percent shooting to go along with her 5.6 rpg. In losses only, Walker averages 10.0 ppg on 33.3 percent shooting to go with her 2.2 rpg.
- Walker scored 7 of her 17 points against No. 21 USF (11/30) in the 4th quarter, helping lift the Irish to a ranked win.
- Exploded with a season best 27 points at No. 21 Michigan (11/23), tying her career high from beyond the arc with five made three's (5-for-8). She scored nine of the team's 14 third quarter points.
- Walker hit the game-winning basket for the Irish in the 54-51 win over Toledo (11/20), tallying 12 points in the game.
- Her 35 made free-throws leads the team and ranks 38th in the country. Walker also leads the squad in free-throw percentage (at least 25 attempts) at 71.4 percent.
- Tennessee post-game press conference, Coach McGraw urged Walker to take more shots in the game.
- Scored 13 of her 19 points against Loyola MD in the first half.
- In her Irish debut, Walker stepped up with a 10-point, 10-rebound, double-double in 38 minutes of play. The 10 boards tied her career high.

SEASON BESTS

Pts: 27 (at Michigan, 11/23/19)
 Rebs: 10 (at Fordham, 11/5/19)
 FGM: 9, 2x (last at Michigan, 11/23/19)
 FGA: 17 (vs Toledo, 11/20/19)
 3FGM: 5 (at Michigan, 11/23/19)
 3FGA: 9 (vs South Dakota State, 11/29/19)
 FTM: 6 (vs Loyola MD, 11/8/19)
 FTA: 7, 2x (last vs USF, 11/30/19)
 Ast: 4 (vs Loyola MD, 11/8/19)
 Blk: 1 (vs Loyola MD, 11/8/19)
 Stl: 4, 2x (last at Michigan, 11/23/19)
 Min: 39 (vs FGCU, 11/28/19)

CAREER BESTS

Pts: 32 (vs Florida A&M, 11/17/15)
 Rebs: 10, 2x (last at Fordham, 11/5/19)
 FGM: 10, 2x (last vs Iona, 11/21/15)
 FGA: 19, 2x (last at Virginia Tech, 1/2/17)
 3FGM: 5, 3x (last at Michigan, 11/23/19)
 3FGA: 12 (vs Louisville, 2/4/16)
 FTM: 10 (vs Florida A&M, 11/17/15)
 FTA: 10, 2x (last vs Jacksonville, 12/20/16)
 Ast: 6 (vs Pacific, 11/25/15)
 Blk: 1, 4x (last vs Loyola MD, 11/8/19)
 Stl: 4, 3x (last at Michigan, 11/23/19)
 Min: 45 (vs Pitt, 3/2/16)

KEY STATISTICS

POINTS	REBOUNDS	FT%	STEALS
13.5	3.9	.714	1.6
T-3RD ON TEAM	4TH ON TEAM	2ND ON TEAM 13TH IN ACC	T-3RD ON TEAM 14th IN ACC

SEASON

8.....	Double-Figure Scoring.....	48
1.....	20-Point Games.....	8
0.....	30-Point Games.....	1
1.....	Double-Doubles.....	2
1.....	Double-Figure Rebounds.....	2

CAREER

2019-20 GAME-BY-GAME STATISTICS

Date	Opponent	GS	MIN	FG-A	3P-A	FT-A	RB	PF	A	TO	ST	BL	PTS
11/5	@ Fordham	*	38	3-9	0-2	4-6	3-7-10	2	0	1	1	0	10
11/8	Loyola MD	*	33	9-15	0-1	6-7	3-3-6	2	4	1	2	1	19
11/11	Tennessee	*	36	5-13	3-7	5-6	1-1-2	3	2	2	4	0	18
11/14	Michigan St	*	35	0-2	0-1	4-6	2-0-2	5	1	1	1	0	4
11/20	Toledo	*	37	6-17	0-3	0-0	2-4-6	1	2	1	1	0	12
11/23	@ Michigan	*	33	9-14	5-8	4-6	0-2-2	3	1	1	4	0	27
11/28	vs FGCU	*	39	2-7	0-2	0-0	0-4-4	2	0	4	0	0	4
11/29	vs South Dakota St	*	38	4-16	0-9	4-6	0-1-1	4	1	1	2	0	12
11/30	vs USF	*	37	6-16	1-7	4-7	1-3-4	1	1	1	1	0	17
12/4	Minnesota	*	35	4-7	0-1	4-4	1-1-2	0	0	2	0	0	12
12/8	@ UConn												
12/11	DePaul												
12/29	Clemson												
1/2	@ Pittsburgh												
1/5	@ Syracuse												
1/9	Boston College												
1/12	NC State												
1/16	@ Duke												
1/19	Miami												
1/26	@ Virginia												
1/30	Louisville												
2/2	@ Georgia Tech												
2/6	@ Wake Forest												
2/9	Pittsburgh												
2/13	@ Boston College												
2/16	@ Louisville												
2/20	Virginia Tech												
2/23	Syracuse												
2/27	UNC												
3/1	@ Florida St												

WALKER'S OVERALL CAREER STATISTICS

SEASON	TEAM	GP-GS	MIN/AVG	Field Goals		3-Point		F-Two's		Rebounds				Scoring						
				FG-FGA	FG%	3FG-FGA	3FG%	FT-FTA	FT%	OFF	DEF	TOT	AVG	PF-FO	AST	TO	BLK	STL	PTS	AVG
2015-16	UNC	32-31	1194/37.3	160-428	.374	48-180	.267	78-96	.813	31	86	117	3.7	66-0	79	91	2	35	446	13.9
2016-17	UNC	21-20	684/32.6	91-238	.382	39-115	.339	40-55	.727	24	54	78	3.7	48-1	42	45	1	24	261	12.4
2018-19	UNC	4-0	39/9.7	2-7	.286	1-1	1.000	5-6	.833	2	2	4	1.0	4-0	2	2	0	0	10	2.5
2019-20	ND	10-10	364/36.4	45-115	.391	10-44	.227	35-49	.714	12	27	39	3.9	23-1	12	15	1	16	135	13.5
TOTAL FOR ND		10-10	364/36.4	45-115	.391	10-44	.227	35-49	.714	12	27	39	3.9	23-1	12	15	1	16	135	13.5
TOTAL		67-61	2281/34.0	298-788	.378	98-340	.288	158-206	.767	69	169	238	3.6	141-2	135	153	4	75	852	12.7



MIKKY VAUGHN 30

6-3 // JUNIOR // CENTER

PHILADELPHIA, PENNSYLVANIA

PAUL VI / FRIENDS' CENTRAL

SEASON BESTS

Pts: 8 (at Fordham, 11/5/19)
Rebs: 9 (at Fordham, 11/5/19)
FGM: 3 (at Fordham, 11/5/19)
FGA: 6 (at Fordham, 11/5/19)
3FGM:
3FGA:
FTM: 2 (at Fordham, 11/5/19)
FTA: 3 (at Fordham, 11/5/19)
Ast: 4 (at Fordham, 11/5/19)
Blk:
Stl: 1 (at Fordham, 11/5/19)
Min: 20 (at Fordham, 11/5/19)

CAREER BESTS

Pts: 12 (vs Harvard, 11/9/18)
Rebs: 11 (vs BCU, 3/23/19)
FGM: 6 (vs Harvard, 11/9/18)
FGA: 9 (vs Mount, 11/11/17)
3FGM:
3FGA:
FTM: 4 (vs Binghamton, 12/16/18)
FTA: 4, 3x (last vs Wake Forest, 1/13/19)
Ast: 4 (at Fordham, 11/5/19)
Blk: 4, 2x (last vs Wake Forest, 1/13/19)
Stl: 2, 2x (last vs Penn, 11/12/18)
Min: 24 (vs Binghamton, 12/16/18)

UPDATE

• Made her first career start for the Irish in the season opener at Fordham. Vaughn was closing in on a double-double with eight points and nine boards in 20 minutes of action before being sidelined with a right knee injury. Vaughn also set a career high in assists with four.

• MRI results confirmed an ACL sprain in her right knee - opposite knee of what she tore in her freshman season. Continues to rehab in hopes of a return this season - could be as soon as ACC play.

SEASON

0 Double-Figure Scoring.....3
0 Double-Figure Rebounds.....1


CAREER

2019-20 GAME-BY-GAME STATISTICS

Date	Opponent	GS	MIN	FG-A	3P-A	FT-A	RB	PF	A	TO	ST	BL	PTS
11/5	@ Fordham	*	20	3-6	0-0	2-3	2-7-9	0	4	3	1	0	8
11/8	Loyola MD		DNP										
11/11	Tennessee		DNP										
11/14	Michigan St		DNP										
11/20	Toledo		DNP										
11/23	@ Michigan		DNP										
11/28	vs FGCU		DNP										
11/29	vs South Dakota St		DNP										
11/30	vs USF		DNP										
12/4	Minnesota		DNP										
12/8	@ UConn												
12/11	DePaul												
12/29	Clemson												
1/2	@ Pittsburgh												
1/5	@ Syracuse												
1/9	Boston College												
1/12	NC State												
1/16	@ Duke												
1/19	Miami												
1/26	@ Virginia												
1/30	Louisville												
2/2	@ Georgia Tech												
2/6	@ Wake Forest												
2/9	Pittsburgh												
2/13	@ Boston College												
2/16	@ Louisville												
2/20	Virginia Tech												
2/23	Syracuse												
2/27	UNC												
3/1	@ Florida St												

VAUGHN'S OVERALL CAREER STATISTICS

SEASON	TEAM	GP-GS	MIN/AVG	FG-FGA	FG%	3FG-FGA	3FG%	FT-FTA	FT%	OFF	DEF	TOT	AVG	PF-FO	AST	TO	BLK	STL	PTS	AVG
2017-18	ND	6-0	79/13.2	23-37	.622	0-0	.000	2-6	.333	14	12	26	4.3	11-0	4	8	7	3	48	8.0
2018-19	ND	38-0	362/9.5	53-101	.525	0-0	.000	19-30	.633	41	49	90	2.4	48-1	7	25	24	10	125	3.3
2019-20	ND	1-1	20/20.3	3-6	.500	0-0	.000	2-3	.667	2	7	9	9.0	0-0	4	3	0	1	8	8.0
TOTAL		45-1	462/10.3	79-144	.549	0-0	.000	23-39	.590	57	68	125	2.8	59-1	15	36	31	14	181	4.0



SAM BRUNELLE 33

6-2 // FRESHMAN // FORWARD

RUCKERSVILLE, VIRGINIA

WILLIAM MONROE

SEASON BESTS

Pts: 19, 3x (last vs Minnesota, 12/4/19)
 Rebs: 13 (vs Toledo, 11/20/19)
 FGM: 9 (vs Minnesota, 12/4/19)
 FGA: 18, 2x (last vs Minnesota, 12/4/19)
 3FGM: 2, 4x (last vs USF, 11/30/19)
 3FGA: 11 (vs Tennessee, 11/11/19)
 FTM: 6 (vs Toledo, 11/20/19)
 FTA: 10 (vs Toledo, 11/20/19)
 Ast: 3, 4x (last vs Minnesota, 12/4/19)
 Blk: 3, 2x (last vs Toledo, 11/20/19)
 Stl: 2, 2x (last vs Toledo, 11/20/19)
 Min: 39 (at Michigan, 11/23/19)

CAREER BESTS

Pts: 19, 3x (last vs Minnesota, 12/4/19)
 Rebs: 13 (vs Toledo, 11/20/19)
 FGM: 9 (vs Minnesota, 12/4/19)
 FGA: 18, 2x (last vs Minnesota, 12/4/19)
 3FGM: 2, 4x (last vs USF, 11/30/19)
 3FGA: 11 (vs Tennessee, 11/11/19)
 FTM: 6 (vs Toledo, 11/20/19)
 FTA: 10 (vs Toledo, 11/20/19)
 Ast: 3, 4x (last vs Minnesota, 12/4/19)
 Blk: 3, 2x (last vs Toledo, 11/20/19)
 Stl: 2, 2x (last vs Toledo, 11/20/19)
 Min: 39 (at Michigan, 11/23/19)

KEY STATISTICS

POINTS	REBOUNDS	BLOCKS	D-REB
13.9	6.6	1.3	5.4
2ND ON TEAM	2ND ON TEAM	LEADS TEAM 11TH IN ACC	2ND ON TEAM 11TH IN ACC

UPDATE

- Started all 10 games, averaging 33.9 minutes - 8th most in the ACC.
- Became the first player to start her Irish career with seven double-digit scoring performances - previous record was four.
- Tied her career high of 19 points for the third time this season against Minnesota (12/4). Brunelle produced yet another late surge, scoring seven of her points in the fourth quarter.
- Notched her second double-double with an 11-point, 12-rebound performance against FGCU (11/28). All 12 boards were defensive rebounds, which marked a career best for that category.
- Brunelle helped spearhead the Irish to victory at No. 21 Michigan (11/23), recording a stretch in which she scored 9 of the team's next 11 points in the fourth quarter, totaling 12 for the game.
- Logged her first double-double of her career with 19 points and 13 rebounds against Toledo (11/20).
- Brunelle almost rallied the Irish back against the No. 16 Spartans (11/14), scoring 11 of her season high 19 points in the fourth quarter.
- Peoples and Brunelle became the first pair of freshmen starters for a season opener since Teresa Borton & Jacqueline Batteast started the 2001-02 season opener.
- Impressive debut for the freshman at Fordham, co-leading the Irish in scoring with 14 points, including a pair of threes and a 4-for-4 day from the line. It marked the first time a freshman lead the team in scoring in a season opener since Bri Turner shattered the program record for points in an opener with 29 in 2015.
- A 6-2 forward who doubles as Notre Dame's biggest threat from beyond the arc. Last spring, Brunelle won the three-point shooting contest at the McDonald's All-America game. Currently ranks 46th in the nation in three-point attempts with 56.
- Fun Fact: Can make a perfect cricket noise with her mouth.
- Fun Fact: Wants to go into broadcasting - already hosting a segment in the Muffet McGraw Radio Show this year.

SEASON

CAREER

9.....	Double-Figure Scoring.....	9
2.....	Double-Figure Rebounds.....	2
2.....	Double-Doubles.....	2

2019-20 GAME-BY-GAME STATISTICS

Date	Opponent	GS	MIN	FG-A	3P-A	FT-A	RB	PF	A	TO	ST	BL	PTS
11/5	@ Fordham	*	33	4-12	2-6	4-4	2-3-5	3	3	5	2	0	14
11/8	Loyola MD	*	34	6-15	0-5	0-0	3-6-9	1	3	4	0	2	12
11/11	Tennessee	*	32	6-18	2-11	2-2	1-2-3	4	0	3	1	0	16
11/14	Michigan St	*	37	7-13	2-6	3-6	1-7-8	1	3	2	1	3	19
11/20	Toledo	*	37	6-12	1-6	6-10	3-10-13	2	0	2	2	3	19
11/23	@ Michigan	*	39	5-11	1-5	1-2	1-3-4	4	2	2	1	2	12
11/28	vs FGCU	*	30	4-12	1-5	2-4	0-12-12	5	2	3	0	1	11
11/29	vs South Dakota St	*	27	1-7	1-4	4-4	0-2-2	3	0	0	0	0	7
11/30	vs USF	*	33	4-13	2-5	0-0	1-3-4	3	1	1	0	0	10
12/4	Minnesota	*	38	9-18	0-3	1-1	0-6-6	4	3	5	0	2	19
12/8	@ UConn												
12/11	DePaul												
12/29	Clemson												
1/2	@ Pittsburgh												
1/5	@ Syracuse												
1/9	Boston College												
1/12	NC State												
1/16	@ Duke												
1/19	Miami												
1/26	@ Virginia												
1/30	Louisville												
2/2	@ Georgia Tech												
2/6	@ Wake Forest												
2/9	Pittsburgh												
2/13	@ Boston College												
2/16	@ Louisville												
2/20	Virginia Tech												
2/23	Syracuse												
2/27	UNC												
3/1	@ Florida St												

BRUNELLE'S OVERALL CAREER STATISTICS

SEASON	TEAM	GP-GS	MIN/AVG	FG-FGA	FG%	3FG-FGA	3FG%	FT-FTA	FT%	OFF	DEF	TOT	AVG	PF-FO	AST	TO	BLK	STL	PTS	AVG
2019-20	ND	10-10	339/33.9	52-131	.397	12-56	.214	23-33	.697	12	54	66	6.6	30-1	17	27	13	7	139	13.9
TOTAL		10-10	339/33.9	52-131	.397	12-56	.214	23-33	.697	12	54	66	6.6	30-1	17	27	13	7	139	13.9



KATIE KEYES

40

5-11 // FRESHMAN // FORWARD

RIDGEWOOD, NEW JERSEY

RIDGEWOOD

SEASON BESTS

Pts:
Rebs:
FGM:
FGA:
3FGM:
3FGA:
FTM:
FTA:
Ast:
Blk:
Stl:
Min: 1 (vs Loyola MD, 11/8/19)

CAREER BESTS

Pts:
Rebs:
FGM:
FGA:
3FGM:
3FGA:
FTM:
FTA:
Ast:
Blk:
Stl:
Min: 1 (vs Loyola MD, 11/8/19)

UPDATE

- 1-of-3 walk-ons added to this year's team - 4 walk-ons in total.
- Made her Irish debut against Loyola MD in the final minute of action.
- Daughter of Karen & Kevin Keyes – Karen (Robinson) graduated the NDWBB program as the all-time leading scorer in 1991.

2019-20 GAME-BY-GAME STATISTICS

Date	Opponent	GS	MIN	FG-A	3P-A	FT-A	RB	PF	A	TO	ST	BL	PTS
11/5	@ Fordham		DNP										
11/8	Loyola MD		1	0-0	0-0	0-0	0	0	0	1	0	0	0
11/11	Tennessee		DNP										
11/14	Michigan St		DNP										
11/20	Toledo		DNP										
11/23	@ Michigan		DNP										
11/28	vs FGCU		DNP										
11/29	vs South Dakota St		DNP										
11/30	vs USF		DNP										
12/4	Minnesota		DNP										
12/8	@ UConn												
12/11	DePaul												
12/29	Clemson												
1/2	@ Pittsburgh												
1/5	@ Syracuse												
1/9	Boston College												
1/12	NC State												
1/16	@ Duke												
1/19	Miami												
1/26	@ Virginia												
1/30	Louisville												
2/2	@ Georgia Tech												
2/6	@ Wake Forest												
2/9	Pittsburgh												
2/13	@ Boston College												
2/16	@ Louisville												
2/20	Virginia Tech												
2/23	Syracuse												
2/27	UNC												
3/1	@ Florida St												

KEYES' OVERALL CAREER STATISTICS

SEASON	TEAM	GP-GS	MIN/AVG	FG-FGA	FG%	3FG-FGA	3FG%	FT-FTA	FT%	OFF	DEF	TOT	AVG	PF-FO	AST	TO	BLK	STL	PTS	AVG
2019-20	ND	1-0	1/1.5	0-0	.000	0-0	.000	0-0	.000	0	0	0	0.0	0-0	0	1	0	0	0	0.0
TOTAL		1-0	1/1.5	0-0	.000	0-0	.000	0-0	.000	0	0	0	0.0	0-0	0	1	0	0	0	0.0



LAST TIME NOTRE DAME ...

SCORING

Player scored 25 points	Destinee Walker (27) at Michigan, 11/23/19
Player scored 30 points	Arike Ogunbowale (31) vs Baylor, 4/7/19 (Tampa)
Player scored 35 points	Jessica Shepard (39) vs DePaul, 12/17/17
Player scored 40 points	Jewell Loyd (41) at DePaul, 12/10/14
Player came off bench and scored 20 points	Jackie Young (22), vs. Virginia, 3/3/19
Two players scored 20 points	Arike Ogunbowale (31) & Marina Mabrey (21), vs Baylor, 4/7/19 (Tampa)
Three players scored 20 points	Jessica Shepard (30), Jackie Young (21), Brianna Turner (20) vs Louisville, 3/10/19 (Greensboro, N.C.)
Three players scored 20 points/consecutive games	Arike Ogunbowale (30), Jessica Shepard (24), Marina Mabrey (23) vs CSUN, 3/16/18; Arike Ogunbowale (24), Jessica Shepard (25), Jackie Young (24) vs. Villanova, 3/18/18
Two players scored 25 points	Arike Ogunbowale (27) & Jessica Shepard (26) vs FSU, 2/10/19
Player scored 25 points/consecutive games	Arike Ogunbowale (27 vs. Georgia Tech, 2/11/18; 27 at Virginia, 2/15/18)
None in double figures	at Seton Hall, 2/8/04
One in double figures	Brianna Turner (25) vs. Duke, 1/26/17
Six in double figures	Arike Ogunbowale (13), Brianna Turner (14), Jessica Shepard (18), McKayla Vaughn (10), Marina Mabrey (21), Jackie Young (21) vs Binghamton, 12/16/18
Seven in double figures	See eight in double figures
Eight in double figures	Devereaux Peters (20), Natalie Achonwa (19), Kaila Turner (14), Natalie Novosel (13), Skylar Diggins (11), Brittany Mallory (11), Kayla McBride (11) and Markisha Wright (11) vs Pittsburgh, 1/17/12
ND scored 55 points/half	58 (2nd half) vs Stanford, 4/1/19 (Chicago)
ND scored 60 points/half	60 (1st half) vs Pitt, 1/3/19
ND scored 50 points in both halves	50 (1st) & 53 (2nd) vs. Harvard, 11/9/18
ND scored 100 points/game	103 vs Virginia, 3/3/19
ND scored 100 points/home game	See 100 points
ND scored 100 points/neutral site	100 vs. Duquesne, 12/1/13 (@ Toronto, Ontario)
ND scored 100 points/conference game	103 vs Virginia, 3/3/19
ND scored fewer than 15 points/half	11 (1st half) at West Virginia, 1/13/08
ND scored fewer than 20 points/half	17 (1st half) at Connecticut, 4/1/18
ND scored fewer than 50 points/game	44 at Connecticut, 3/8/10

FIELD GOAL SHOOTING

Player made every shot from the field (min. 7)	Jessica Shepard (8-8) vs Binghamton, 12/16/18
ND shot 55 percent/consecutive games	56.7 (38-67) at Syracuse, 2/25/19; 55.1 (38-69) vs Virginia, 3/3/19, 58.0 (40-69) vs North Carolina, 3/8/19 (Greensboro, N.C.)
ND shot 60 percent/game	61.4 (35-57) vs Lehigh, 12/30/18
ND shot 65 percent/game	69.8 (37-53) vs WKU, 12/19/18
ND shot 70 percent/game	70.2 (40-57) at Mercer, 12/30/11
ND shot below 25 percent/game	24.5 (13-53) at West Virginia, 1/13/08
ND shot below 30 percent/game	29.7 (22-74) vs. Connecticut, 4/7/13 (@ New Orleans, La.)
ND shot below 35 percent/game	34.5 (20-58) vs. Toledo, 11/20/19
ND shot below 35 percent/game and won	34.5 (20-58) vs. Toledo, 11/20/19
ND shot 65 percent/half	69.2 (18-26) at Syracuse, 2/25/19
ND shot 70 percent/half	See 75
ND shot 75 percent or greater/half	.758 (22-29), 2nd half at Clemson, 1/31/19
ND shot below 25 percent/half	24.0 (6-25), 1st half at Miami, 1/8/15
ND shot below 30 percent/half	25.9 (7-27), 1st half vs South Dakota State, 11/29/19

THREE-POINT SHOOTING

Player made 4 three-pointers/half	See 5/half
Player made 5 three-pointers/half	Marina Mabrey (1st half) vs Texas A&M, 3/24/18 (Spokane, Wash.)
Player made 5 three-pointers	Destinee Walker at Michigan, 11/23/19
Player made 6 three-pointers	Arike Ogunbowale vs Virginia, 3/3/19
Player made 7 three-pointers	Marina Mabrey vs Texas A&M, 3/24/18 (Spokane, Wash.)
Player made 8 three-pointers	Sheila McMillen vs. St. John's, 2/28/98 (@ Piscataway, N.J.)
Player attempted 10 three-pointers	Sam Brunelle (11) vs Tennessee, 11/11/19
ND made 10 three-pointers	13 vs Virginia, 3/3/19
ND did not make a three-pointer	vs. Saint Joseph's (Pa.), 12/21/14
ND attempted 20 three-pointers	25 vs Tennessee, 11/11/19
ND shot 60 percent 3FG (min. 5 att.)	66.7 (8-12) vs WKU, 12/19/18

FREE-THROW SHOOTING

Player made 10 free-throws	Arike Ogunbowale (12) vs Louisville, 1/10/19
Player made 15 free-throws	Jewell Loyd (15) at DePaul, 12/10/14
Player attempted 15 free-throws	Brianna Turner (16) at North Carolina, 1/15/15
Player made 10 for 10 or better	12-12 by Arike Ogunbowale vs Louisville, 1/10/19
ND shot 90 percent (min. 10 att.)	90.9 (10-11) vs Minnesota, 12/4/19
ND shot below 50 percent (min. 10 att.)	46.7 (7-15) at Georgia Tech, 1/6/19
ND made 30 free-throws	31 (attempted 46) vs. UCLA, 11/28/15 (@ Freeport, Bahamas)
ND made fewer than five FTs	4 (attempted 7) vs. Wake Forest, 1/5/17
ND attempted 40 free-throws	46 (made 31) vs. UCLA, 11/28/15 (@ Freeport, Bahamas)
ND attempted fewer than five FTs	2 (made 2) at Connecticut, 3/8/10

REBOUNDS

Player had 15 rebounds	Brianna Turner (15) vs UConn, 4/5/19 (Tampa)
Player had 20 rebounds	Natalie Achonwa (20) vs. South Florida, 3/10/13 (@ Hartford, Conn.)
Two players had double-figure rebounds	Brianna Turner (12) & Jessica Shepard (10), vs Baylor, 4/7/19 (Tampa)
Three players had double-figure rebounds	Jessica Shepard (12), Kathryn Westbeld (10), and Jackie Young (10) vs Marquette, 12/20/17
ND had 50 rebounds	50 vs Loyola Maryland, 11/8/19
ND had 25 offensive rebounds	25 vs Iowa, 11/29/18
ND had 30 offensive rebounds	30 vs Longwood, 12/28/11

DOUBLE-DOUBLES

Points & rebounds/3 consecutive games	See 4
Points & rebounds/4 consecutive games	Jessica Shepard (24/14) vs Texas A&M, 3/30/19; (11/14) vs Stanford, 4/1/19; (20/13) vs UConn, 4/5/19; (11/10) vs Baylor, 4/7/19
Points & rebounds/5 consecutive games	Jessica Shepard (17/10) vs Florida State, 3/3/18; (23/10) vs Louisville, 3/4/18; (24/10) vs CSUN, 3/16/18; (25/10) vs Villanova, 3/18/18; (13/10) vs Texas A&M, 3/24/18 (Spokane, Wash.)
Points & assists	Marina Mabrey (12/12) vs UConn, 4/5/19 (Tampa)
Rebounds & assists	Lindsay Allen (11/10) vs. Virginia 1/29/17
Points & assists/consecutive games	Niele Ivey (12/10) at Valparaiso, 11/17/00; (14/11) vs. Arizona, 11/20/00
Two players had double-doubles	Jessica Shepard (11p/10r) & Brianna Turner (12p/12r) vs Baylor, 4/7/19 (Tampa)
Three players had double-doubles	Jessica Shepard (20p/13r), Brianna Turner (15p/15r), Marina Mabrey (12p/12a), vs UConn, 4/5/19 (Tampa)
20+ points and 10+ rebounds	Jessica Shepard (20p/13r) vs UConn, 4/5/19 (Tampa)
30+ points and 10+ rebounds	Jessica Shepard vs Louisville, 3/10/19 (Greensboro, N.C.)
40+ points and 10+ rebounds	Jewell Loyd (41/12) vs DePaul, 12/10/14
15 points and 15 rebounds	Brianna Turner (15p/15r) vs UConn, 4/5/19 (Tampa)
20 points and 20 rebounds	Natalie Achonwa (20/20) vs. South Florida, 3/10/13 (@ Hartford, Conn.)

TRIPLE DOUBLES (8 in school history)

Jackie Young (22p/10r/11a) vs Virginia, 3/3/19
Jackie Young (16p/12r/10a) at Tennessee, 1/24/19
Lindsay Allen (11p/11r/12a) at Chattanooga, 12/27/16
Marina Mabrey (18p/10a/12s) at Valparaiso, 11/23/15
Skylar Diggins (17p/10r/10a) at DePaul, 2/24/13
Skylar Diggins (22p/10r/11a) vs. Maryland, 3/27/12 (@ Raleigh, N.C.)
Sara Liebscher (17p/12r/10a) vs. Detroit, 2/15/90
Mary Gavin (11p/14a/10s) vs. Marquette, 1/31/87

ASSISTS

Player had 10 assists	Marina Mabrey (12), vs UConn, 4/5/19 (Tampa)
Player had 10 assists/consecutive games	Jackie Young - 12 at Syracuse, 2/25/19; 11 vs Virginia, 3/3/19
Player had 15 assists	Mary Gavin (17) at Marquette, 2/28/87
ND had 30 assists	30 at Georgia Tech, 1/6/19
ND had fewer than 10 assists	8 vs Toledo, 11/20/19
ND had fewer than 5 assists	3 vs. Villanova, 3/8/09 (@ Hartford, Conn.)

BLOCKED SHOTS

Player blocked 5 shots	Brianna Turner (5) vs UConn, 4/5/19
Player blocked 6 shots	Jessica Shepard (6) at Penn, 12/9/17
Player blocked 7 shots	Brianna Turner (7) vs. Boston College, 2/23/17
Player blocked 10 shots	Amanda Barksdale (11) vs. Boston College, 2/10/02
ND blocked 10 shots	12 vs WKU, 12/19/18
ND blocked 15 shots	16 vs. Boston College, 2/10/02
ND blocked 0 shots	vs. Boston College, 1/14/18

STEALS

Player had 5 steals	Marta Sniezek (5) at Michigan, 11/23/19
Player had 10 steals	Marina Mabrey (12) at Valparaiso, 11/23/15
ND had 20 steals	21 vs. Saint Francis (Pa.), 12/31/12

TURNOVERS

ND committed 25 or more	25 vs Florida Gulf Coast, 11/28/19
ND committed 25 or more and won	See 25 or more
ND committed 30 or more	30 at West Virginia, 2/22/11
ND committed 10 or fewer	10 vs South Dakota State, 11/29/19
ND committed 10 or fewer/consecutive games	9 vs Texas A&M, 3/30/19 (Chicago); 7 vs Stanford, 4/1/19 (Chicago); 9 vs UConn, 4/5/19 (Tampa); 10 vs Baylor, 4/7/19 (Tampa)
ND committed 5 or fewer	5 vs. Louisville, 3/4/17 (@ Conway, S.C.)



MISCELLANEOUS

Led team in points/rebounds/assists
Hit "final minute" game-winning shot
Four-point play
Made shot from midcourt or beyond
Played every minute
Played more than 40 minutes
ND rallied from 10-point deficit to win
ND rallied from 15-point deficit to win
ND rallied from 20-point deficit to win
ND scored 20 straight points
ND scored 25 straight points
ND scored 30 straight points

Jackie Young (18p/13r/5a) vs Syracuse, 3/9/19
Arike Ogunbowale (OT - 0:01), vs UConn, 3/30/18 (Columbus, Ohio);
Arike Ogunbowale (4Q - 0:01), vs Mississippi State, 4/1/18 (Columbus, Ohio).
Madison Cable (9:52, 2nd half) vs. Wake Forest, 2/1/15
Arike Ogunbowale (50 feet at 0:00, 2nd half) vs. Louisville, 3/4/18
Marta Sniezek vs Minnesota, 12/4/19
Marina Mabrey & Arike Ogunbowale vs UConn in OT (45 min), 3/30/18 (Columbus, Ohio)
Trailed Michigan, 33-22 (6:25 - 2nd), won 76-72, 11/23/19
Trailed Mississippi State, 40-25 (6:41, 3rd), won 61-58, 4/1/18 (Columbus, Ohio)
Trailed vs Tennessee, 37-14 (7:03 - 2nd); won 84-70, 1/18/18
22-0 run vs. Duke, 2/21/19
25-0 run vs. Bethune-Cookman, 3/23/19
36-0 run vs. Southeast Missouri State, 1/2/11

OVERTIME

ND played an OT game
ND played multiple overtimes
ND won an OT game
ND won an OT game at home
ND won an OT game on the road
ND lost an OT game

vs UConn (W, 91-89), 3/30/18 (Columbus, Ohio)
vs. Connecticut (W, 96-87, 3ot), 3/4/13
vs UConn (W, 91-89), 3/30/18 (Columbus, Ohio)
See played an OT game
vs UConn (W, 91-89), 3/30/18 (Columbus, Ohio)
vs. UCLA (L, 86-83, 2ot), 11/18/10

RANKINGS

Played the No. 1 team in the AP poll
Played the No. 1 team in the WBCA/USA Today poll
Defeated top-5 opponent
Defeated top-10 opponent
Defeated top-10 opponent at home
Defeated top-10 opponent on the road
Defeated top-10 opponent by double digits

vs Baylor (L, 82-81), 4/7/19 (Tampa)
vs Baylor (L, 82-81), 4/7/19 (Tampa)
vs #3 Louisville (W, 99-79), 3/10/19 (Greensboro, N.C.)
vs #6 Stanford (W, 84-68), 4/1/19 (Chicago, Ill.)
#2 Louisville (W, 82-68), 1/10/19
#10 NC State (W, 95-72), 2/18/19
s #6 Stanford (W, 84-68), 4/1/19 (Chicago, Ill.)

SCORING MARGINS

ND won by 40-plus points
ND won by 50-plus points
ND won by 60-plus points
ND won by 70-plus points
ND lost by 10-19 points
ND lost by 10-19 at home
ND lost by 10-19 points on the road
ND lost by 10-19 points at a neutral site
ND lost by 20-29 points
ND lost by 20-29 points at home
ND lost by 20-29 points on the road
ND lost by 30-plus points

42 --- ND 92, Bethune-Cookman 50, 3/23/19
50 --- ND 97, Boston College 47, 2/13/19
60 --- at ND 114, Valparaiso 54, 12/4/16
75 --- at ND 104, Holy Cross 29, 11/23/14
11 --- Tennessee 74, ND 63, 11/11/19
11 --- Tennessee 74, ND 63, 11/11/19
10 --- at Connecticut 91, ND 81, 12/5/15
10 --- Connecticut 63, ND 53, 4/7/15 (@ Tampa, Fla.)
21 --- Connecticut 79, ND 58, 4/8/14 (@ Nashville, Tenn.)
25 --- Connecticut 76, at ND 51, 3/11/10
21 --- at Connecticut 78, ND 57, 2/19/11
33 --- at Louisville 100, ND 67, 1/11/18

LAST TIME OPPONENT ...

SCORING

Player scored 25 points
Player scored 30 points
Player scored 35 points
Two players scored 20 points
Three players scored 20 points
Two players scored 25 points
None in double figures
Five in double figures
Six in double figures
Scored 50 points/half
Scored 55 points/half
Scored 60 points/half
Scored 100 points/game
Scored 100 points/non-conference game
Scored fewer than 15 points/half
Scored fewer than 20 points/half
Scored fewer than 40 points/game

Nia Clouden (28), Michigan State, 11/14/19
Rennia Davis (33), Tennessee, 11/11/19
Chennedy Carter (35), Texas A&M, 3/30/19 (Chicago)
Chloe Jackson (26) & Kalani Brown (20), Baylor, 4/7/19 (Tampa)
Channon Fluker (25), Destiny Brooks (24) and Tessa Boagni (23), CSUN, 3/16/18
Brittney Griner (32) and Odyssey Sims (25) at Baylor, 11/20/11 vs Pitt, 1/3/19
Gabby Williams (12), Napheesa Collier (24), Kia Nurse (10), Katie Lou Samuelson (16) and Azura Stevens (19), vs UConn, 3/30/18 (Columbus, Ohio)
Erika Davenport (19), Danielle King (12), Natisha Hiedeman (12), Allazia Blockton (20), Amani Wilborn (10), Isabelle Spingola (12), Marquette, 12/20/17
50 (1st half), vs Oregon State, 11/24/18
56 (1st half), at Louisville, 1/11/18
63 (2nd half), Northwestern State, 3/24/95 (@ Amarillo, Texas)
100, at Louisville, 1/11/18
103, Northwestern State, 3/24/95 (@ Amarillo, Texas)
13 (1st half), Georgia Tech, 2/3/19
18 (2nd half), Toledo, 11/20/19
37, vs Clemson, 1/21/18

FIELD GOAL SHOOTING

Shot 55 percent/game
Shot 60 percent/game
Shot below 20 percent/game
Shot below 25 percent/game
Shot below 30 percent/game
Shot 55 percent/half
Shot 60 percent/half
Shot 65 percent/half
Shot 70 percent/half
Shot below 20 percent/half
Shot below 25 percent/half

56.9 (29-51), vs Tennessee, 1/18/18
65.1 (41-63), at Louisville, 1/11/18
18.6 (11-59), Holy Cross, 11/23/14
24.1 (14-58), at Georgia Tech, 1/2/17
28.6 (18-63), Wake Forest, 1/13/19
58.8 (20-34), 1st half, vs Oregon, 3/26/18 (Spokane, Wash.)
62.5 (20-32), 1st half vs Baylor, 4/7/19 (Tampa)
68.2 (15-22), 2nd half by Texas A&M, 4/5/11 (@ Indianapolis, Ind.)
71.8 (23-32), 1st half at Louisville, 1/11/18
14.7 (5-34), 1st half vs Georgia Tech, 2/3/19
21.2 (7-33), 2nd half, at Michigan, 11/23/19

THREE-POINT SHOOTING

Player made 5 three-pointers
Player made 6 three-pointers
Player made 7 or more three-pointers
Player attempted 10 three-pointers
Made 10 three-pointers
Did not make a three-pointer
Attempted 30 three-pointers
Shot 50 percent 3FG (min. 5 att.)
Shot 60 percent 3FG (min. 5 att.)

See 6
Gadiva Hubbard, Minnesota, 12/4/19
Chennedy Carter (7), Texas A&M, 3/30/19 (Chicago)
Gadiva Hubbard (6-13), Minnesota, 12/4/19
10, vs Stanford, 4/1/19
Duke, 2/16/15
32, Minnesota, 12/4/19
50.0 (10-20) vs Duke, 2/21/19
64.7 (11-17) at Louisville, 1/11/18

FREE-THROW SHOOTING

Player made 10 free-throws
Player made 15 free-throws
Player attempted 15 free-throws
Player made 10 for 10 or better
Shot 90 percent (min. 10 att.)
Shot below 50 percent (min. 10 att.)
Made 30 free-throws
Made 5 or fewer FTs
Attempted 40 free-throws
Attempted fewer than five FTs

Asia Durr (10), Louisville, 1/10/19
Nok Duany (15) at Georgetown, 2/23/02
Brittany Hrynok (16) at DePaul, 12/10/14
Alisha Gray (10-10) at North Carolina, 1/15/15
90.9 (10-11), at N.C. State, 2/18/19
50.0 (6-12), Loyola Maryland, 11/8/19
32 (attempted 37), Illinois, 11/24/98
4 (attempted 5), Toledo, 11/20/19
45 (made 28), at South Florida, 1/13/07
5 (made 4), Toledo, 11/20/19

REBOUNDS

Player had 15 rebounds
Player had 20 rebounds
Two players had double-figure rebounds
Three players had double-figure rebounds
Had 50 rebounds
Out-rebounded ND by 10 or more

Naz Hillmon (16) at Michigan, 11/23/19
Wendy Scholtens (20) at Vanderbilt, 1/8/89
Naz Hillmon (16) & Kayla Robbins (12) at Michigan, 11/23/19
Aurora Adams (16), Brenda McCunn (11) and Paula Langseth (10), Hawaii, 3/22/81 (@ Anchorage, Alaska)
53, South Dakota State, 11/29/19
28, South Dakota State, 11/29/19

DOUBLE-DOUBLES

Points & assists
Points & steals
Two players had double-doubles
Three players had double-doubles
15 points and 15 rebounds
20 points and 10 rebounds
20 points and 20 rebounds
30 points and 10 rebounds

Paris Kea (30p/10a) at North Carolina, 1/27/19
Alexis Jones (16/10) at Duke, 2/2/14
Naz Hillmon (17p/16r) & Kayla Robbins (11p/12r) at Michigan, 11/23/19
Mary Raese (24p/10r), Mary Westerwelle (11p/10r) and Netra McGrew (10p/10a), Idaho, 3/21/86 (@ Amarillo, Texas)
Taiye Bello (16p/16r), Minnesota, 12/4/19
Kalani Brown (20/13), Baylor, 4/7/19 (Tampa)
Wendy Scholtens (29/20) at Vanderbilt, 1/8/89
Myisha Hines-Allen (31/12) at Louisville, 1/11/18

TRIPLE-DOUBLES

Points, rebounds, assists
Points, rebounds, steals

Liad Suez-Karni (14p/10r/10a), Villanova, 2/7/06
Diana Vines (23p/11r/12s) at DePaul, 1/24/89

ASSISTS

Player had 10 assists
Player had 15 assists
Had 25 assists
Had 30 assists
Had fewer than 10 assists
Had 5 or fewer assists

Paris Kea (10), at North Carolina, 1/27/19
Veronica Pettry (16) at Loyola-Chicago, 2/18/89
25, at Louisville, 1/11/18
30 at Loyola-Chicago, 2/18/89
9, vs Mississippi State, 4/1/18 (Columbus, Ohio)
5, vs ETSU, 11/24/17 (@ Estero, Fla.)

BLOCKED SHOTS

Player blocked 5 shots
Blocked 10 shots
Blocked 15 shots
Blocked 0 shots

Taiye Bello (5), Minnesota, 12/4/19
12, Tennessee, 11/11/19
16 at Connecticut, 1/27/07
Binghamton, 12/16/18



STEALS

Player had 5 steals	J'Kyra Brown, Virginia, 1/29/17
Player had 6 steals	see player had seven steals
Player had 7 steals	Kala Green, North Carolina A&T, 3/19/16
Player had 10 steals	Alexis Jones at Duke, 2/2/14
Had 15 steals	16 at Duke, 2/2/14
Had 20 steals	24, Georgetown, 1/29/00

TURNOVERS

Player committed 10 turnovers	Samantha Logic (11) at Iowa, 3/26/13
Committed 20 turnovers or more and won	22, South Dakota State, 11/29/19
Committed 25 turnovers or more	28, vs Tennessee, 11/11/19
Committed 30 turnovers or more	31 vs. Valparaiso, 12/4/16
Committed 35 turnovers or more	35, Connecticut, 3/4/13
Committed 40 turnovers or more	46, Akron, 11/11/11
Committed 10 turnovers or fewer	9, Minnesota, 12/4/19
Committed 5 turnovers or fewer	5, Oregon, 3/26/18 (Spokane, Wash.)

MISCELLANEOUS

Led team in points/rebounds/assists	Nicki Ekhomu (26p/8r/6a), Florida State, 2/10/19
Four-point play	Tori Jankoska (2:44, 1st quarter) at Michigan State, 12/20/16
Hit "final minute" game-winning shot	Chloe Jackson (0:05 left), Baylor, 4/7/19 (Tampa)
Played every minute	Destiny Pitts, Minnesota, 12/4/19
Played more than 40 minutes	Kia Nurse (45) & Katie Lou Samuelson (45), UConn, 3/30/18 (Columbus, Ohio)
Rallied from 10-point deficit to win	at UConn, 12/3/17 (ND led by 12, 42-30, 1:15 left in 2nd quarter. UConn won, 80-71)
Led ND by 10 or more at halftime	12 vs Minnesota, 12/4/19
Led ND by 15 or more at halftime	28 at Louisville (56-28), 1/11/18
Led ND by 25 or more points	44 at Louisville (92-48 at 7:32 in 4Q), 1/11/18



NOTRE DAME HIGHS



2019-20 Notre Dame Women's Basketball
Team High/Low Analysis
All games

as

Notre Dame - Game Highs

POINTS	84	Loyola Maryland (11/08/2019)
	76	at Michigan (11/23/2019)
	69	Michigan St. (11/14/2019)
	67	Minnesota (12/04/2019)
	67	vs South Fla. (N) (11/30/2019)
FIELD GOALS MADE	33	Loyola Maryland (11/08/2019)
	28	Minnesota (12/04/2019)
	28	at Michigan (11/23/2019)
FIELD GOAL ATTEMPTS	70	Tennessee (11/11/2019)
	68	Loyola Maryland (11/08/2019)
FIELD GOAL PERCENTAGE	.500 (28-56)	at Michigan (11/23/2019)
	.485 (33-68)	Loyola Maryland (11/08/2019)
3 PT FG MADE	7	Tennessee (11/11/2019)
	6	vs South Fla. (N) (11/30/2019)
	6	at Michigan (11/23/2019)
3 PT FG ATTEMPTS	25	Tennessee (11/11/2019)
	19	at Michigan (11/23/2019)
3 PT FG PERCENTAGE	.400 (6-15)	vs South Fla. (N) (11/30/2019)
	.375 (3-8)	Michigan St. (11/14/2019)
FREE THROWS MADE	20	at Fordham (11/05/2019)
	18	Michigan St. (11/14/2019)
FREE THROW ATTEMPTS	33	at Fordham (11/05/2019)
	31	Michigan St. (11/14/2019)
FREE THROW PERCENTAGE	.909 (10-11)	Minnesota (12/04/2019)
	.708 (17-24)	Loyola Maryland (11/08/2019)
REBOUNDS	50	Loyola Maryland (11/08/2019)
	42	at Fordham (11/05/2019)
ASSISTS	19	Loyola Maryland (11/08/2019)
	18	Minnesota (12/04/2019)
STEALS	17	at Michigan (11/23/2019)
	13	Tennessee (11/11/2019)
BLOCKED SHOTS	8	Michigan St. (11/14/2019)
	7	Loyola Maryland (11/08/2019)
TURNOVERS	25	vs FGCU (N) (11/28/2019)
	21	at Fordham (11/05/2019)
FOULS	26	at Michigan (11/23/2019)
	22	Tennessee (11/11/2019)

OPPONENT HIGHS



2019-20 Notre Dame Women's Basketball
Team High/Low Analysis
All games

as

Opponent - Game Highs

POINTS	75	Minnesota (12/04/2019)
	74	Tennessee (11/11/2019)
	72	at Michigan (11/23/2019)
	72	Michigan St. (11/14/2019)
	69	vs FGCU (N) (11/28/2019)
FIELD GOALS MADE	28	Minnesota (12/04/2019)
	27	vs FGCU (N) (11/28/2019)
FIELD GOAL ATTEMPTS	76	Loyola Maryland (11/08/2019)
	72	Minnesota (12/04/2019)
	72	vs South Fla. (N) (11/30/2019)
	72	at Fordham (11/05/2019)
FIELD GOAL PERCENTAGE	.472 (25-53)	Tennessee (11/11/2019)
	.417 (25-60)	vs South Dakota St. (N) (11/29/2019)
3 PT FG MADE	12	Minnesota (12/04/2019)
	9	vs FGCU (N) (11/28/2019)
3 PT FG ATTEMPTS	41	vs South Fla. (N) (11/30/2019)
	38	at Fordham (11/05/2019)
3 PT FG PERCENTAGE	.421 (8-19)	Tennessee (11/11/2019)
	.375 (12-32)	Minnesota (12/04/2019)
FREE THROWS MADE	21	at Michigan (11/23/2019)
	16	Tennessee (11/11/2019)
FREE THROW ATTEMPTS	36	at Michigan (11/23/2019)
	25	Tennessee (11/11/2019)
FREE THROW PERCENTAGE	.875 (14-16)	Michigan St. (11/14/2019)
	.800 (4-5)	Toledo (11/20/2019)
REBOUNDS	55	Tennessee (11/11/2019)
	53	vs South Dakota St. (N) (11/29/2019)
	53	at Michigan (11/23/2019)
ASSISTS	20	Minnesota (12/04/2019)
	18	Tennessee (11/11/2019)
STEALS	12	vs FGCU (N) (11/28/2019)
	12	Michigan St. (11/14/2019)
	12	Loyola Maryland (11/08/2019)
BLOCKED SHOTS	12	Tennessee (11/11/2019)
	6	Minnesota (12/04/2019)
	6	vs South Dakota St. (N) (11/29/2019)
TURNOVERS	28	Tennessee (11/11/2019)
	24	at Michigan (11/23/2019)
FOULS	27	Michigan St. (11/14/2019)
	27	at Fordham (11/05/2019)

NOTRE DAME LOWS



2019-20 Notre Dame Women's Basketball
Team High/Low Analysis
All games

as of

Notre Dame - Game Lows

POINTS	54	Toledo (11/20/2019)
	59	vs South Dakota St. (N) (11/29/2019)
	60	vs FGCU (N) (11/28/2019)
	60	at Fordham (11/05/2019)
	63	Tennessee (11/11/2019)
FIELD GOALS MADE	19	at Fordham (11/05/2019)
	20	Toledo (11/20/2019)
FIELD GOAL ATTEMPTS	49	vs FGCU (N) (11/28/2019)
	50	Michigan St. (11/14/2019)
FIELD GOAL PERCENTAGE	.314 (22-70)	Tennessee (11/11/2019)
	.345 (20-58)	Toledo (11/20/2019)
3 PT FG MADE	1	Minnesota (12/04/2019)
	1	vs South Dakota St. (N) (11/29/2019)
	1	Toledo (11/20/2019)
	1	Loyola Maryland (11/08/2019)
3 PT FG ATTEMPTS	8	Minnesota (12/04/2019)
	8	Michigan St. (11/14/2019)
3 PT FG PERCENTAGE	.059 (1-17)	vs South Dakota St. (N) (11/29/2019)
	.083 (1-12)	Loyola Maryland (11/08/2019)
FREE THROWS MADE	10	Minnesota (12/04/2019)
	11	vs South Fla. (N) (11/30/2019)
	11	vs FGCU (N) (11/28/2019)
FREE THROW ATTEMPTS	11	Minnesota (12/04/2019)
	17	vs FGCU (N) (11/28/2019)
	17	Tennessee (11/11/2019)
FREE THROW PERCENTAGE	.500 (11-22)	vs South Fla. (N) (11/30/2019)
	.581 (18-31)	Michigan St. (11/14/2019)
REBOUNDS	24	at Michigan (11/23/2019)
	25	vs South Dakota St. (N) (11/29/2019)
ASSISTS	8	vs South Dakota St. (N) (11/29/2019)
	8	Toledo (11/20/2019)
STEALS	2	Minnesota (12/04/2019)
	3	vs FGCU (N) (11/28/2019)
BLOCKED SHOTS	1	Tennessee (11/11/2019)
	2	vs South Dakota St. (N) (11/29/2019)
	2	vs FGCU (N) (11/28/2019)
	2	at Fordham (11/05/2019)
TURNOVERS	10	vs South Dakota St. (N) (11/29/2019)
	12	Tennessee (11/11/2019)
FOULS	9	at Fordham (11/05/2019)
	13	Minnesota (12/04/2019)
	13	vs South Fla. (N) (11/30/2019)

OPPONENT LOWS



2019-20 Notre Dame Women's Basketball
Team High/Low Analysis
All games

as

Opponent - Game Lows

POINTS	51	vs South Fla. (N) (11/30/2019)
	51	Toledo (11/20/2019)
	55	at Fordham (11/05/2019)
	60	Loyola Maryland (11/08/2019)
	65	vs South Dakota St. (N) (11/29/2019)
FIELD GOALS MADE	20	vs South Fla. (N) (11/30/2019)
	21	Toledo (11/20/2019)
FIELD GOAL ATTEMPTS	53	Tennessee (11/11/2019)
	60	vs South Dakota St. (N) (11/29/2019)
FIELD GOAL PERCENTAGE	.278 (20-72)	vs South Fla. (N) (11/30/2019)
	.316 (24-76)	Loyola Maryland (11/08/2019)
3 PT FG MADE	4	vs South Dakota St. (N) (11/29/2019)
	5	Toledo (11/20/2019)
3 PT FG ATTEMPTS	19	Tennessee (11/11/2019)
	21	at Michigan (11/23/2019)
3 PT FG PERCENTAGE	.160 (4-25)	vs South Dakota St. (N) (11/29/2019)
	.195 (8-41)	vs South Fla. (N) (11/30/2019)
FREE THROWS MADE	1	at Fordham (11/05/2019)
	3	vs South Fla. (N) (11/30/2019)
FREE THROW ATTEMPTS	2	at Fordham (11/05/2019)
	5	vs South Fla. (N) (11/30/2019)
	5	Toledo (11/20/2019)
FREE THROW PERCENTAGE	.400 (6-15)	vs FGCU (N) (11/28/2019)
	.500 (6-12)	Loyola Maryland (11/08/2019)
	.500 (1-2)	at Fordham (11/05/2019)
REBOUNDS	34	vs FGCU (N) (11/28/2019)
	38	Minnesota (12/04/2019)
ASSISTS	11	Toledo (11/20/2019)
	12	at Michigan (11/23/2019)
STEALS	3	vs South Fla. (N) (11/30/2019)
	5	Tennessee (11/11/2019)
BLOCKED SHOTS	2	Loyola Maryland (11/08/2019)
	3	vs FGCU (N) (11/28/2019)
	3	Toledo (11/20/2019)
	3	at Fordham (11/05/2019)
TURNOVERS	9	Minnesota (12/04/2019)
	10	vs FGCU (N) (11/28/2019)
FOULS	15	Tennessee (11/11/2019)
	16	at Michigan (11/23/2019)
	16	Toledo (11/20/2019)



NOTRE DAME INDIVIDUAL HIGHS



2019-20 Notre Dame Women's Basketball
Player Highs Analysis
All games

Page
as of Dec 05, 21

Notre Dame - Individual Game Highs		
POINTS	27	Destinee Walker at Michigan (11/23/2019)
	24	Katlyn Gilbert vs Loyola Maryland (11/08/2019)
	19	Sam Brunelle vs Minnesota (12/04/2019)
	19	Anaya Peoples vs FGCU (N) (11/28/2019)
	19	Sam Brunelle vs Toledo (11/20/2019)
	19	Sam Brunelle vs Michigan St. (11/14/2019)
	19	Katlyn Gilbert vs Michigan St. (11/14/2019)
FIELD GOALS MADE	9	Destinee Walker vs Loyola Maryland (11/08/2019)
	9	Anaya Peoples vs Loyola Maryland (11/08/2019)
	9	Sam Brunelle vs Minnesota (12/04/2019)
	9	Destinee Walker at Michigan (11/23/2019)
FIELD GOAL ATTEMPTS	18	Katlyn Gilbert vs Loyola Maryland (11/08/2019)
	18	Sam Brunelle vs Tennessee (11/11/2019)
FIELD GOAL PERCENTAGE (min 5 made)	.857 (6-7)	Anaya Peoples vs South Fla. (N) (11/30/2019)
	.643 (9-14)	Destinee Walker at Michigan (11/23/2019)
	.643 (9-14)	Anaya Peoples vs Loyola Maryland (11/08/2019)
3 PT FG MADE	5	Destinee Walker at Michigan (11/23/2019)
	3	Destinee Walker vs Tennessee (11/11/2019)
3 PT FG ATTEMPTS	11	Sam Brunelle vs Tennessee (11/11/2019)
	9	Destinee Walker vs South Dakota St. (N) (11/29/2019)
3 PT FG PERCENTAGE (min 2 made)	.625 (5-8)	Destinee Walker at Michigan (11/23/2019)
	.429 (3-7)	Destinee Walker vs Tennessee (11/11/2019)
FREE THROWS MADE	6	Sam Brunelle vs Toledo (11/20/2019)
	6	Destinee Walker vs Loyola Maryland (11/08/2019)
	6	Katlyn Gilbert vs Loyola Maryland (11/08/2019)
FREE THROW ATTEMPTS	10	Sam Brunelle vs Toledo (11/20/2019)
	9	Anaya Peoples vs South Fla. (N) (11/30/2019)
	9	Katlyn Gilbert at Fordham (11/05/2019)
	9	Anaya Peoples at Fordham (11/05/2019)
FREE THROW PERCENTAGE (min 3 made)	1.000 (4-4)	Destinee Walker vs Minnesota (12/04/2019)
	1.000 (4-4)	Sam Brunelle vs South Dakota St. (N) (11/29/2019)
	1.000 (4-4)	Sam Brunelle at Fordham (11/05/2019)
	1.000 (3-3)	Marta Sniezek vs Tennessee (11/11/2019)
REBOUNDS	14	Anaya Peoples vs Minnesota (12/04/2019)
	13	Sam Brunelle vs Toledo (11/20/2019)
ASSISTS	8	Marta Sniezek vs Minnesota (12/04/2019)
	8	Marta Sniezek vs Michigan St. (11/14/2019)
STEALS	5	Marta Sniezek at Michigan (11/23/2019)
	4	Anaya Peoples vs South Dakota St. (N) (11/29/2019)
	4	Katlyn Gilbert at Michigan (11/23/2019)
	4	Destinee Walker at Michigan (11/23/2019)
	4	Katlyn Gilbert vs Michigan St. (11/14/2019)
	4	Destinee Walker vs Tennessee (11/11/2019)
	4	Anaya Peoples vs Tennessee (11/11/2019)
BLOCKED SHOTS	3	Sam Brunelle vs Toledo (11/20/2019)
	3	Sam Brunelle vs Michigan St. (11/14/2019)
TURNOVERS	8	Katlyn Gilbert vs Michigan St. (11/14/2019)
	6	Marta Sniezek vs FGCU (N) (11/28/2019)
	6	Marta Sniezek at Michigan (11/23/2019)
	6	Marta Sniezek vs Loyola Maryland (11/08/2019)

OPPONENT INDIVIDUAL HIGHS



2019-20 Notre Dame Women's Basketball
Player Highs Analysis
All games

Page 3/5
as of Dec 05, 2019

Opponent - Individual Game Highs		
POINTS	33	Rennia Davis vs Tennessee (11/11/2019)
	28	Nia Clouden vs Michigan St. (11/14/2019)
	20	Gadiva Hubbard vs Minnesota (12/04/2019)
	19	Davion Wingate vs FGCU (N) (11/28/2019)
	17	Naz Hillmon at Michigan (11/23/2019)
	17	Nia Clouden vs Michigan St. (11/14/2019)
	17	Nia Clouden vs Michigan St. (11/14/2019)
FIELD GOALS MADE	12	Rennia Davis vs Tennessee (11/11/2019)
	9	Nia Clouden vs Michigan St. (11/14/2019)
FIELD GOAL ATTEMPTS	22	Bre Cavanaugh at Fordham (11/05/2019)
	21	Nia Clouden vs Michigan St. (11/14/2019)
FIELD GOAL PERCENTAGE (min 5 made)	.857 (6-7)	Palton Burckhard vs South Dakota St. (N) (11/29/2019)
	.750 (6-8)	Myah Selland vs South Dakota St. (N) (11/29/2019)
3 PT FG MADE	6	Gadiva Hubbard vs Minnesota (12/04/2019)
	5	Rennia Davis vs Tennessee (11/11/2019)
3 PT FG ATTEMPTS	13	Gadiva Hubbard vs Minnesota (12/04/2019)
	13	Maria Alvarez vs South Fla. (N) (11/30/2019)
3 PT FG PERCENTAGE (min 2 made)	1.000 (2-2)	Jasmine Brunson vs Minnesota (12/04/2019)
	.600 (3-5)	Jordan Horston vs Tennessee (11/11/2019)
FREE THROWS MADE	7	Naz Hillmon at Michigan (11/23/2019)
	6	Amy Dilk at Michigan (11/23/2019)
	6	Nia Clouden vs Michigan St. (11/14/2019)
FREE THROW ATTEMPTS	12	Naz Hillmon at Michigan (11/23/2019)
	9	Kayla Robbins at Michigan (11/23/2019)
FREE THROW PERCENTAGE (min 3 made)	1.000 (6-6)	Nia Clouden vs Michigan St. (11/14/2019)
	.833 (5-6)	Taryn McCutcheon vs Michigan St. (11/14/2019)
REBOUNDS	16	Taiye Bello vs Minnesota (12/04/2019)
	16	Naz Hillmon at Michigan (11/23/2019)
ASSISTS	9	Jazmine Massengill vs Tennessee (11/11/2019)
	9	Anna DeWolfe at Fordham (11/05/2019)
STEALS	5	Amy Dilk at Michigan (11/23/2019)
	5	Kaitlyn Downey at Fordham (11/05/2019)
BLOCKED SHOTS	5	Taiye Bello vs Minnesota (12/04/2019)
	4	Jazmine Massengill vs Tennessee (11/11/2019)
TURNOVERS	8	Jordan Horston vs Tennessee (11/11/2019)
	7	Amy Dilk at Michigan (11/23/2019)
	7	Amy Dilk at Michigan (11/23/2019)
FOULS	5	Rylie Cascio Jensen vs South Dakota St. (N) (11/29/2019)
	5	Kaitlyn Downey at Fordham (11/05/2019)



GAME BY GAME COMPARISON



2019-20 Notre Dame Women's Basketball Team Game-by-Game All games

Page 1/1
as of Dec 05, 2019

Opponent	Date	Score		Total		3-Pointers		Free throws		Rebounds										
				FG-FGA	PCT	3FG-FGA	PCT	FT-FTA	PCT	OFF	DEF	TOT	AVG	PF	A	TO	BLK	STL	PTS	AVG
at Fordham	11/05/2019	60-55	W	19-52	.365	2-10	.200	20-33	.606	12	30	42	42.0	9	14	21	2	10	60	60.0
Loyola Maryland	11/08/2019	84-60	W	33-68	.485	1-12	.083	17-24	.708	14	36	50	46.0	15	19	19	7	8	84	72.0
Tennessee	11/11/2019	63-74	L	22-70	.314	7-25	.280	12-17	.706	11	17	28	40.0	22	11	12	1	13	63	69.0
Michigan St.	11/14/2019	69-72	L	24-50	.480	3-8	.375	18-31	.581	13	17	30	37.5	18	13	18	8	7	69	69.0
Toledo	11/20/2019	54-51	W	20-58	.345	1-10	.100	13-21	.619	11	29	40	38.0	13	8	14	4	11	54	66.0
at Michigan	11/23/2019	76-72	W	28-56	.500	6-19	.316	14-20	.700	5	19	24	35.7	26	14	17	4	17	76	67.7
vs FGCU	11/28/2019	60-69	L	23-49	.469	3-12	.250	11-17	.647	7	34	41	36.4	17	11	25	2	3	60	66.6
vs South Dakota St.	11/29/2019	59-65	L	21-57	.368	1-17	.059	16-24	.667	5	20	25	35.0	18	8	10	2	9	59	65.6
vs South Fla.	11/30/2019	67-51	W	25-52	.481	6-15	.400	11-22	.500	8	30	38	35.3	13	13	15	3	5	67	65.8
Minnesota	12/04/2019	67-75	L	28-60	.467	1-8	.125	10-11	.909	8	31	39	35.7	13	18	15	5	2	67	65.9
Total		659		243-572	.425	31-136	.228	142-220	.645	94	263	357	35.7	164	129	166	38	85	659	65.9
Opponents		644		240-664	.361	75-279	.269	89-144	.618	177	265	442	44.2	201	146	187	48	86	644	64.4

Notre Dame Averages

Games Played	Points/game	FG Pct	3FG Pct	FT Pct	Rebounds/game	Assists/game	Turnovers/game	Assist/Turnover ratio	Steals/game	Blocks/game
10	65.9	42.5	22.8	64.5	35.7	12.9	16.6	0.8	8.5	3.8



GAME

5

TOLEDO, 51
(RV/RV) NOTRE DAME, 54

Nov. 20, 2019
Purcell Pavilion (Notre Dame, Ind.)



Official Basketball Box Score - Final
Toledo at Notre Dame
11/21/19 Purcell Pavilion at the Joyce Center, Notre Dame
2019-20 Women's Basketball
Game Time: 12:00 AM
Game Duration: 1:44
Attendance: 7,269
Officials: Edward Sidasky, Katie Lukanich, Natasha Camy

Table with columns: NO. Name, Min, FG, 3P, FT, Rebounds, Fouls, TP, AS, TO, ST, Blocks, +/-

Shooting By Period table with columns: 1st FG%, 3PT%, 2nd FG%, 3PT%, 3rd FG%, 3PT%, 4th FG%, 3PT%, GM FG%, 3PT%, FT%

Table with columns: NO. Name, Min, FG, 3P, FT, Rebounds, Fouls, TP, AS, TO, ST, Blocks, +/-

Shooting By Period table with columns: 1st FG%, 3PT%, 2nd FG%, 3PT%, 3rd FG%, 3PT%, 4th FG%, 3PT%, GM FG%, 3PT%, FT%

Summary table with columns: TOL, ND, Points from Turnovers, Paint, Second Chance, Fast Breaks, Bench

GAME

7

FLORIDA GULF COAST, 69
(RV) NOTRE DAME, 60

Nov. 28, 2019
Hard Rock Hotel Riviera Maya (Cancun, Mexico)



Official Basketball Box Score - Final
FGCU at Notre Dame
11/28/19 Hard Rock Hotel, Cancun
2019-20 Women's Basketball
Game Time: 6:30 PM
Game Duration: 1:44
Attendance: 235
Officials: Timothy Bryant, Chris Suedesa, Jess Fortner

Table with columns: NO. Name, Min, FG, 3P, FT, Rebounds, Fouls, TP, AS, TO, ST, Blocks, +/-

Shooting By Period table with columns: 1st FG%, 3PT%, 2nd FG%, 3PT%, 3rd FG%, 3PT%, 4th FG%, 3PT%, GM FG%, 3PT%, FT%

Table with columns: NO. Name, Min, FG, 3P, FT, Rebounds, Fouls, TP, AS, TO, ST, Blocks, +/-

Shooting By Period table with columns: 1st FG%, 3PT%, 2nd FG%, 3PT%, 3rd FG%, 3PT%, 4th FG%, 3PT%, GM FG%, 3PT%, FT%

Summary table with columns: FGC, UND, Points from Turnovers, Paint, Second Chance, Fast Breaks, Bench

GAME

6

(RV) NOTRE DAME, 76
#21/19 MICHIGAN, 72

Nov. 23, 2019
Purcell Pavilion (Ann Arbor, Mich.)



Official Basketball Box Score - Final
Notre Dame at Michigan
11/23/19 Crisler Center, Ann Arbor
2019-20 Women's Basketball
Game Time: 6:00 PM
Game Duration: 1:56
Attendance: 4,008
Officials: Beverly Roberts, Felicia Ginter, Gina Cross

Table with columns: NO. Name, Min, FG, 3P, FT, Rebounds, Fouls, TP, AS, TO, ST, Blocks, +/-

Shooting By Period table with columns: 1st FG%, 3PT%, 2nd FG%, 3PT%, 3rd FG%, 3PT%, 4th FG%, 3PT%, GM FG%, 3PT%, FT%

Table with columns: NO. Name, Min, FG, 3P, FT, Rebounds, Fouls, TP, AS, TO, ST, Blocks, +/-

Shooting By Period table with columns: 1st FG%, 3PT%, 2nd FG%, 3PT%, 3rd FG%, 3PT%, 4th FG%, 3PT%, GM FG%, 3PT%, FT%

Summary table with columns: N-D, Mich, Points from Turnovers, Paint, Second Chance, Fast Breaks, Bench

GAME

8

SOUTH DAKOTA STATE, 65
(RV) NOTRE DAME, 59

Nov. 29, 2019
Hard Rock Hotel Riviera Maya (Cancun, Mexico)



Official Basketball Box Score - Final
Notre Dame at South Dakota St.
11/29/19 HRH Riviera Maya, Cancun, Quintana Roo
2019-20 Women's Basketball
Game Time: 4:00 PM
Game Duration: 1:41
Attendance: 259
Officials: Timothy Bryant, Kaiti Entlerne, Jess Fortner

Table with columns: NO. Name, Min, FG, 3P, FT, Rebounds, Fouls, TP, AS, TO, ST, Blocks, +/-

Shooting By Period table with columns: 1st FG%, 3PT%, 2nd FG%, 3PT%, 3rd FG%, 3PT%, 4th FG%, 3PT%, GM FG%, 3PT%, FT%

Table with columns: NO. Name, Min, FG, 3P, FT, Rebounds, Fouls, TP, AS, TO, ST, Blocks, +/-

Shooting By Period table with columns: 1st FG%, 3PT%, 2nd FG%, 3PT%, 3rd FG%, 3PT%, 4th FG%, 3PT%, GM FG%, 3PT%, FT%

Summary table with columns: UND, SDS, Points from Turnovers, Paint, Second Chance, Fast Breaks, Bench



GAME

9

#21/20 SOUTH FLORIDA, 51
(RV/RV) NOTRE DAME, 67

Nov. 30, 2019
Hard Rock Hotel Riviera Maya (Cancun, Mexico)



Official Basketball Box Score - Final
South Fla. at Notre Dame
11:00:19 HRH Riviera Maya, Cancun
2019-20 Women's Basketball

Game Time: 4:00 PM
Game Duration: 1:41
Attendance: 174

Officials:

South Fla. - 51

Record: 5-4

Box score table for South Florida vs Notre Dame. Columns include NO., Name, Min, FG, 3P, FT, Rebounds, Fouls, TP, AS, TO, ST, Blocks, +/-.

Shooting By Period table for South Florida. Columns include 1st FG%, 3PT%, 2nd FG%, 3PT%, 3rd FG%, 3PT%, 4th FG%, 3PT%, GM FG%, 3PT%, FT%.

Notre Dame - 67

Record: 5-4

Box score table for Notre Dame vs South Florida. Columns include NO., Name, Min, FG, 3P, FT, Rebounds, Fouls, TP, AS, TO, ST, Blocks, +/-.

Shooting By Period table for Notre Dame. Columns include 1st FG%, 3PT%, 2nd FG%, 3PT%, 3rd FG%, 3PT%, 4th FG%, 3PT%, GM FG%, 3PT%, FT%.

Summary statistics table for Game 9. Columns include USF, UND, Points from Turnovers, Paint, Second Chance, Fast Breaks, Bench, and Period by Period Scoring.

GAME

10

(RV/RV) MINNESOTA, 75
(RV/RV) NOTRE DAME, 67

Dec. 4, 2019
Purcell Pavilion (Notre Dame, Ind.)



Official Basketball Box Score - Final
Minnesota at Notre Dame
12:05:19 Purcell Pavilion at the Joyce Center, Notre Dame
2019-20 Women's Basketball

Game Time: 1:00 AM
Game Duration: 1:40
Attendance: 7,093

Officials: Maj Forsberg, Eric Brewton, Rod Creech

Minnesota - 75

Record: 6-1

Box score table for Minnesota vs Notre Dame. Columns include NO., Name, Min, FG, 3P, FT, Rebounds, Fouls, TP, AS, TO, ST, Blocks, +/-.

Shooting By Period table for Minnesota. Columns include 1st FG%, 3PT%, 2nd FG%, 3PT%, 3rd FG%, 3PT%, 4th FG%, 3PT%, GM FG%, 3PT%, FT%.

Notre Dame - 67

Record: 5-5

Box score table for Notre Dame vs Minnesota. Columns include NO., Name, Min, FG, 3P, FT, Rebounds, Fouls, TP, AS, TO, ST, Blocks, +/-.

Shooting By Period table for Notre Dame. Columns include 1st FG%, 3PT%, 2nd FG%, 3PT%, 3rd FG%, 3PT%, 4th FG%, 3PT%, GM FG%, 3PT%, FT%.

Summary statistics table for Game 10. Columns include MINN, ND, Points from Turnovers, Paint, Second Chance, Fast Breaks, Bench, and Period by Period Scoring.

GAME

11

(RV/RV) NOTRE DAME,
#4/4 UCONN,

Dec. 8, 2019
Gampel Pavilion (Storrs, Conn.)

GAME

12

DEPAUL,
NOTRE DAME,

Dec. 11, 2019
Purcell Pavilion (Notre Dame, Ind.)



2019-20 Notre Dame Women's Basketball Combined Team Statistics All games

Page 1/1
as of Dec 05, 2019

Game Records

Record	Overall	Home	Away	Neutral
ALL GAMES	5-5	2-3	2-0	1-2
CONFERENCE	0-0	0-0	0-0	0-0
NON-CONFERENCE	5-5	2-3	2-0	1-2

Score by Periods

Team	1st	2nd	3rd	4th	OT	TOT
Notre Dame	130	157	192	180	0	659
Opponents	158	154	174	158	0	644

Team Box Score

No.	Player	GP-GS		MIN	AVG	Total		3-Point		F-Throw		Rebounds				PF	DQ	A	TO	BLK	STL	PTS	AVG
		GP	GS			FG-FGA	FG%	3FG-3FGA	3FG%	FT-FTA	FT%	OFF	DEF	TOT	AVG								
10	GILBERT, Katlyn	10-9		337:15	33.7	61-126	.484	3-12	.250	24-38	.632	13	45	58	5.8	19	0	14	36	5	18	149	14.9
33	BRUNELLE, Sam	10-10		339:20	33.9	52-131	.397	12-56	.214	23-33	.697	12	54	66	6.6	30	1	17	27	13	7	139	13.9
24	WALKER, Destinee	10-10		364:20	36.4	45-115	.391	10-44	.227	35-49	.714	12	27	39	3.9	23	1	12	15	1	16	135	13.5
21	PEOPLES, Anaya	10-7		318:46	31.9	53-111	.477	2-8	.250	27-54	.500	17	56	73	7.3	27	1	18	11	10	19	135	13.5
30	VAUGHN, Mikayla	1-1		20:18	20.3	3-6	.500	0-0	.000	2-3	.667	2	7	9	9.0	0	0	4	3	0	1	8	8.0
13	SNIEZEK, Marta	10-10		359:02	35.9	13-29	.448	1-3	.333	19-24	.792	1	38	39	3.9	36	2	52	43	2	16	46	4.6
22	COSGROVE, Danielle	10-3		166:08	16.6	13-46	.283	3-10	.300	11-17	.647	12	18	30	3.0	14	1	10	17	6	4	40	4.0
2	COLE, Kaitlin	10-0		87:54	8.8	3-7	.429	0-2	.000	1-2	.500	5	5	10	1.0	14	0	2	4	1	4	7	0.7
5	MURDOCK, Catherine	1-0		01:29	1.5	0-0	.000	0-0	.000	0-0	.000	0	0	0	0.0	0	0	0	1	0	0	0	0.0
20	BENZ, Nicole	3-0		02:30	0.8	0-0	.000	0-0	.000	0-0	.000	0	0	0	0.0	1	0	0	0	0	0	0	0.0
40	KEYES, Kathleen	1-0		01:29	1.5	0-0	.000	0-0	.000	0-0	.000	0	0	0	0.0	0	0	0	1	0	0	0	0.0
3	MURDOCK, Margaret	1-0		01:29	1.5	0-1	.000	0-1	.000	0-0	.000	0	0	0	0.0	0	0	0	0	0	0	0	0.0
Team												20	13	33					8				
Total		10	2000			243-572	.425	31-136	.228	142-220	.645	94	263	357	35.7	164	6	129	166	38	85	659	65.9
Opponents		10	2000			240-664	.361	75-279	.269	89-144	.618	177	265	442	44.2	201	-	146	187	48	86	644	64.4

Team Statistics

	ND	OPP
Scoring	659	644
Points per game	65.9	64.4
Scoring margin	+1.5	-
Field goals-att	243-572	240-664
Field goal pct	.425	.361
3 point fg-att	31-136	75-279
3-point FG pct	.228	.269
3-pt FG made per game	3.1	7.5
Free throws-att	142-220	89-144
Free throw pct	.645	.618
F-Throws made per game	14.2	8.9
Rebounds	357	442
Rebounds per game	35.7	44.2
Rebounding margin	-8.5	-
Assists	129	146
Assists per game	12.9	14.6
Turnovers	166	187
Turnovers per game	16.6	18.7
Turnover margin	+2.1	-
Assist/turnover ratio	0.8	0.8
Steals	85	86
Steals per game	8.5	8.6
Blocks	38	48
Blocks per game	3.8	4.8
Winning streak	0	-
Home win streak	0	-
Attendance	37332	7208
Home games-Avg/Game	5-7466	2-3604
Neutral site-Avg/Game	-	3-223

Team Results

Date	Opponent		Score	Att.
11/05/2019	at Fordham	W	60-55	3200
11/08/2019	Loyola Maryland	W	84-60	7613
11/11/2019	Tennessee	L	63-74	7801
11/14/2019	Michigan St.	L	69-72	7556
11/20/2019	Toledo	W	54-51	7269
11/23/2019	at Michigan	W	76-72	4008
11/28/2019	vs FGCU	L	60-69	235
11/29/2019	vs South Dakota St.	L	59-65	259
11/30/2019	vs South Fla.	W	67-51	174
12/04/2019	Minnesota	L	67-75	7093

TV/RADIO ROSTER



#2 Katie Cole
Sr. // G // 5-10
Toledo, Ohio
Sylvania Northview



#3 Maggie Murdock
So. // G // 5-8
Glencoe, Ill.
New Trier



#5 Cate Murdock
So. // G // 5-8
Glencoe, Ill.
New Trier



#10 Katlyn Gilbert
So. // G // 5-10
Indianapolis, Ind.
Heritage Christian



#12 Abby Prohaska
So. // G // 5-10
Libert Township, Ohio
Lakota West



#13 Marta Sniezek
Sr. // G // 5-8
McLean, Va.
Stanford



#20 Nicole Benz
Jr. // G // 5-8
Valencia, Calif.
William S. Hart



#21 Anaya Peoples
Fr. // G // 5-10
Danville, Ill.
Schlarman



#22 Danielle Cosgrove
So. // F // 6-4
Holbrook, N.Y.
Sachem East



#24 Destinee Walker
Gr. // G // 5-10
Orlando, Fla.
North Carolina



#30 Mikky Vaughn
Jr. // C // 6-3
Philadelphia, Penn.
Paul VI/Friends' Central



#33 Sam Brunelle
Fr. // F // 6-2
Ruckersville, Va.
William Monroe



#40 Katie Keyes
Fr. // 5-11 // F
Ridgewood, N.J.
Ridgewood



Muffet McGraw
Karen & Kevin Keyes Head Coach
33rd Season at Notre Dame
38th Overall as Head Coach



Carol Owens
Associate Head Coach
11th Season as Associate
20th Season at Notre Dame



Beth Cunningham
Associate Head Coach
8th Season



Michaela Mabrey
Assistant Coach
1st Season