



# NOTRE DAME

## WOMEN'S BASKETBALL

### FIGHTING IRISH MEDIA

#### Primary Women's Basketball Contact

<b>Josh Bates</b> @Josh13Bates	jbates2@nd.edu 574-310-9954
-----------------------------------	--------------------------------

## GAME 12

## #16 DEPAUL (7-1)

### 2019-20 RESULTS (5-6)

Date	Opponent	TV	Time/Result
N5	at Fordham	ESPN+	W, 60-55
N8	Loyola Maryland	ACCNX	W, 84-60
N11	(RV/RV) Tennessee	ESPN2	L, 74-63
N14	#16/21 Michigan State	ACCN	L, 72-69
N20	Toledo	ACCNX	W, 54-51
N23	at #21/19 Michigan	BTN+	W, 76-72
N28	FGCU +	Flo Stream	L, 69-60
N29	South Dakota State +	Flo Stream	L, 65-59
N30	#21/20 USF +	Flo Stream	W, 67-51
D4	(RV/RV) Minnesota ^	ACCN	L, 75-67
D8	at #4/4 UConn &	ESPN	L, 81-57
D11	#16/15 DePaul	ACCN	6:30 pm
D21	Guelph		1 pm
D29	Clemson *	RSN	4 pm
J2	at Pittsburgh *	ACCNX	7 pm
J5	at Syracuse *	ACCN	4 pm
J9	Boston College *	ACCNX	7 pm
J12	NC State *	ACCN	4 pm
J16	at Duke *	ACCN	8 pm
J19	Miami *	ESPN2/ACCN	1 pm
J26	at Virginia *	ACCNX	2 pm
J30	Louisville *	ESPN	7 pm
F2	at Georgia Tech *	ACCN	2 pm
F6	at Wake Forest *	ACCNX	7 pm
F9	Pittsburgh *	ACCN	4 pm
F13	at Boston College *	ACCNX	7 pm
F16	at Louisville *	ACCN	3 pm
F20	Virginia Tech *	RSN	8 pm
F23	Syracuse *	ACCN	12 pm
F27	North Carolina *	ACCNX	7 pm
M1	at Florida State *	ESPN2/ACCN	2 pm
M4-8	ACC Championships		
M20-23	NCAA 1st & 2nd Rounds		
M27-30	NCAA Regional Round		
A3-5	NCAA Final Four		

+ - Cancun Challenge

^ - ACC/Big Ten Challenge

&amp; - Jimmy V Classic | Hartford, Connecticut

\* - Atlantic Coast Conference game

# - ACC Tournament (Greensboro, N.C.)

! - NCAA Championship

### GAME INFO

	Wednesday, Dec. 11   6:30 p.m. ET	Notre Dame, Ind.   Purcell Pavilion (9,149)
	ACC Network	Jenn Hildreth & LaChina Robinson
	Pulse FM 96.9 / 92.1 / 103.1	Bob Nagle & Karen Keyes
	Follow the live stats on <a href="http://UND.com">UND.com</a>	
	@NDWBB   #GoIrish	

### THE SERIES

vs DePaul	ND leads, 26-19	Last: ND won, 101-77, at DePaul, on 11/17/18	Streak: W11
Home vs DePaul	ND leads, 14-6	Last: ND won, 91-82, on 12/17/17	Streak: W7

### THE COACHES

	Head Coach	At School	Overall
ND	Muffet McGraw	840-240 (33rd year)	928-281 (38th year)
DePaul	Doug Bruno	701-343 (34th year)	Same

### BY THE NUMBERS

<b>10,230</b>	The record breaking career amount of points lost with last year's starting five
<b>3,384</b>	Points lost from players last season (includes transfers and current injured players) - equates to 98 percent of the offense
<b>1,004</b>	All-time Notre Dame program wins
<b>928</b>	Coach McGraw Career Wins
<b>840</b>	Coach McGraw wins at Notre Dame
<b>234</b>	Consecutive weeks ranked in the AP Poll before ND dropped out in week two (dated back to 2007-08 season) - ranked as the 3rd best active streak behind UConn and Baylor
<b>91-5</b>	Notre Dame's record in league play since joining the ACC for 2013-14 season
<b>67</b>	NCAA Tournament wins - 4th most in Division I
<b>58</b>	Straight conference wins at home, dating back to 2012
<b>27</b>	Total conference championships
<b>24</b>	straight NCAA Championship appearances - fourth longest active streak & fifth longest all-time
<b>22</b>	Different All-Americans
<b>13</b>	The amount of opponents on ND's schedule that are either ranked or receiving votes
<b>11</b>	30-win seasons in program history and 9th straight year // 11 straight games in double-figures for Gilbert
<b>9</b>	Final Four appearances - ranks as fifth most
<b>8</b>	Regular season league championships in a row (2 Big East / 6 ACC)
<b>7</b>	NCAA Title game appearances - 1 of 4 schools to do so (Tennessee, UConn and La Tech) // Brunelle became the first freshman to start her Irish career with seven double-digit scoring efforts
<b>6</b>	Natalie Achonwa became the sixth women's basketball player inducted into ND's Ring of Honor
<b>3</b>	National ranking for Notre Dame's 2020 recruiting class - the highest in Coach McGraw's tenure
<b>2</b>	National Titles - Notre Dame is the seventh program with multiple national championships
<b>1</b>	Naismith Hall of Fame Coach



## NOTRE DAME ROSTER

No.	Name	Position	Height	Year	Hometown	Previous School
2	Kaitlin Cole	G	5-10	Sr.	Toledo, Ohio	Sylvania Northview
3	Maggie Murdock	G	5-8	So.	Glencoe, Ill.	New Trier
5	Cate Murdock	G	5-8	So.	Glencoe, Ill.	New Trier
10	Katlyn Gilbert	G	5-10	So.	Indianapolis, Ind.	Heritage Christian
12	Abby Prohaska	G	5-10	So.	Liberty Township, Ohio	Lakota West
13	Marta Sniezek	G	5-8	Gs.	McLean, Va.	Stanford
20	Nicole Benz	G	5-8	Jr.	Valencia, Calif.	William S. Hart
21	Anaya Peoples	G	5-10	Fr.	Danville, Ill.	Schlarman
22	Danielle Cosgrove	F	6-4	So.	Holbrook, N.Y.	Sachem East
24	Destinee Walker	G	5-10	Gr.	Orlando, Fla.	North Carolina
30	Mikayla Vaughn	C	6-3	Jr.	Philadelphia, Penn.	Paul VI/Friends' Central
33	Sam Brunelle	F	6-2	Fr.	Ruckersville, Va.	William Monroe
40	Katie Keyes	F	5-11	Fr.	Ridgewood, N.J.	Ridgewood

Karen & Kevin Keyes Women's Basketball Head Coach	Muffet McGraw	Saint Joseph's '77	33rd Season / 38th Overall
Associate Head Coach	Carol Owens	Northern Illinois '90	19th Season
Associate Head Coach	Beth Cunningham	Notre Dame '97	8th Season
Assistant Coach	Michaela Mabrey	Notre Dame '16	1st Season
Director of Operations	Angie Potthoff	Penn State '97	1st Season
Video Coordinator	James Spinelli	Temple '14	2nd Season
Sport Administrator	Katie Capps	Western Kentucky '02	5th Season

### AT THE HELM

Karen and Kevin Keyes head coach Muffet McGraw completed her 32nd season at the helm of the Irish (840-240) and 37th year overall as a head coach (928-281). With 928 career wins, McGraw ranks seventh all-time among Division I coaches. McGraw also ranks fifth among active coaches, trailing Tara VanDerveer, Geno Auriemma, Barbara Stevens and Vivian Stringer.

McGraw is also just one of four coaches (men's or women's basketball) in NCAA Division I history with over 900 wins, nine Final Fours and multiple national championships. The prestigious list includes Pat Summitt, Geno Auriemma and Duke men's coach Mike Krzyzewski.

In September of 2017, McGraw was enshrined into the Naismith Memorial Basketball Hall of Fame, becoming the 32nd woman ever to do so and 13th female coach.

Coach McGraw boasts nine Final Fours (third behind Auriemma and Summitt), seven NCAA title game appearances and the third most NCAA Tournament wins with 67. Coach McGraw is also the sixth different coach with multiple NCAA titles, joining Auriemma, Summitt, Linda Sharp, Tara VanDerveer and Kim Mulkey.

Finally, against the very school in which she began her head coaching career, Coach McGraw joined the 900-win club when the Irish defeated Lehigh on Dec. 30, 2018. McGraw became the fourth fastest Division I coach to

reach the 900 win milestone, doing so in 1,172 games:

Geno Auriemma	1,034 games
Pat Summitt	1,072 games
Tara VanDerveer	1,104 games

### NCAA HISTORY

Notre Dame wrapped its 26th NCAA Championship appearance and 24th in a row. Their 24 straight appearances are the fourth longest active streak in the country and fifth best all-time.

### Most Consecutive NCAA Berths

No.	School	Streak	Years
1.	Tennessee	38	1982-2019*
2.	Stanford	32	1988-2019*
3.	UConn	31	1989-2019*
4.	Louisiana Tech	25	1982-2011
5.	<b>Notre Dame</b>	<b>24</b>	<b>1996-2019*</b>

\* denotes active streak

The Irish are 67-24 all-time in the NCAA Tournament, as their 67 wins rank fourth all-time.

Notre Dame joins Louisiana Tech, USC and Stanford with two NCAA titles behind UConn (11), Tennessee (8) and Baylor (3).

Notre Dame is one of three schools (Tennessee & UConn) to reach seven NCAA Title games. Their nine Final Four appearances are the fifth-most of any school behind Tennessee (18), UConn (18), Stanford (13) and La Tech (10).

## PRONUNCIATION

Katlyn Gilbert	Kate-lyn
Anaya Peoples	Uh-nay-uh
Abby Prohaska	Pro-hask-kuh
Marta Sniezek	Sneeze-ick

## TEAM INFORMATION

Conference	Atlantic Coast
Home Arena (Capacity)	Purcell Pavilion (9,149)
Starters Returning/Lost	0/5
Total Returning/Lost	6/8
Newcomers	4
First Season	1977-78
Full Seasons	41
All-Time Record	1,004-339 (.748)
NCAA Appearances/Record	26 / 67-24 (.736)
First/Last NCAA Appearance	1992 / 2018
ACC Member	2013-14 - present
ACC Regular Season	91-5 (.948)
ACC Tournament	17-1 (.933)
ACC Tournament Championships	4 (2014-17)

## NATIONAL RANKINGS

2019-20 AP TOP 25  
(Week 6)

- Stanford
- UConn
- Oregon
- Oregon State
- South Carolina
- Baylor
- Louisville
- Florida State
- NC State
- UCLA
- Texas A&M
- Indiana
- Maryland
- Kentucky
- Mississippi State
- DePaul
- Gonzaga
- Arizona
- Michigan State
- Missouri State
- Arkansas
- West Virginia
- Tennessee
- Michigan
- Miami

2019-20 USA TODAY COACHES  
(Week 5)

- Stanford
- UConn
- Oregon
- Oregon St
- Baylor
- South Carolina
- Louisville
- Florida St
- NC State
- UCLA
- Kentucky
- Maryland
- Texas A&M
- Mississippi St
- Indiana
- DePaul
- Gonzaga
- Missouri St
- Arizona
- Arkansas
- South Dakota
- Michigan
- Michigan St
- Tennessee
- West Virginia

Receiving Votes:

South Dakota 46, Florida Gulf Coast 39, Minnesota 19, North Carolina 10, Ohio State 6, Rutgers 5, Colorado 3, Arizona State 1, TCU 1, Texas 1

Receiving Votes:

Florida Gulf Coast 46, Miami 23, Princeton 14, Minnesota 13, Arizona State 12, Creighton 6, Northwestern 5, LSU 3, Rutgers 3, Drake 3, Ohio State 1, South Florida 1, Iowa State 1





## NCAA NATIONAL RANKINGS

Statistic	Nat'l Rank	Conf Rank	Value	National Leader	Value
Free Throw Attempts	4	1	229	LSU	250
Free Throws Made	12	3	147	Denver	172
3PT FG Defense	78	5	.275	Idaho	.195
Statistic	Player	Nat'l Rank	Value	National Leader	Value
Assists/Game	Marta Sniezek	36	5.3	Sabrina Ionescu, Oregon	8.9
FG Attempts	Sam Brunelle	31	141	Dyaisha Fair, Buffalo	185
	Katlyn Gilbert	31	141		
FG Made	Katlyn Gilbert	16	67	Raina Perez, Cal St. Fullerton	89
	Anaya Peoples	38	61		
FT Attempts	Anaya Peoples	24	56	Ayzhiana Basallo, San Jose St.	79
	Destinee Walker	46	49		
FT Made	Destinee Walker	58	35	Ayzhiana Basallo, San Jose St.	72
Minutes	Marta Sniezek	1	399:01		
	Destinee Walker	2	394:12		
	Katlyn Gilbert	6	374:29		
Minutes/Game	Marta Sniezek	38	36.28	Laren VanArsdale, Hampton	39.40
	Destinee Walker	49	35.84		

the ACC in minutes played:  
2nd - Marta Sniezek - 36.3  
3rd - Destinee Walker - 35.8  
8th - Katlyn Gilbert - 34.1

Furthermore, Sniezek has been a true ironwoman, re-  
cording back-to-back games (vs. Minnesota and UConn)  
in which she played all 40 minutes.

### GILBERT-PEOPLES CONNECTION

The on-the-court chemistry between guards Katlyn  
Gilbert and Anaya Peoples has been immediate and  
there's no wonder way. Gilbert, from the Indianapolis  
area, and Peoples from Danville, Illinois, have played  
together every summer since they were seven and six  
years old, respectively. The duo first played on FBC  
together and later finished playing with Midwest Elite  
in Chicago.

Fast forward to now. Over the last five games, the duo  
are leading the Irish in both scoring and rebounding.  
The two are combining for 30.0 ppg and 16.2 rpg. Both  
are shooting over 50 percent from the field in that span  
as well.

### IF ONLY THEY KEPT THE STAT

If charges taken was an official NCAA kept stat, Marta  
Sniezek could very well be atop the list in the nation.

The defensive catalyst of the team, Sniezek has taken  
14 charges this season. Coach McGraw suspects the

program record is around 20 set by Kristina Nelson in  
the 2017-18 championship season.

What a week it was in Cancun for Sniezek. The Virginia  
native took a charge against FGCU, four against South  
Dakota State and then four again vs. USF in Cancun.

All-in-all, Sniezek has taken a charge in five straight  
games.

### ABILITY TO FINISH OFF THE RALLY

The Irish have shown on multiple occasions their ability  
to execute and fight back after falling into a deep hole.  
What has hurt the Irish this non-conference season is  
the ability to finish off the rally.

Dec. 4 vs. Minnesota – Down 18 in the 2nd quarter  
– took a 57-56 lead in the 4th quarter before losing  
75-67.

Nov. 29 vs. South Dakota State – Down 16 in the 3rd  
quarter – took a 48-45 lead at the start of the 4th  
quarter before losing 65-59.

Nov. 14 vs. Michigan State – Down 13 in the 1Q – had  
chance to tie at the buzzer before losing 72-69.

\*Lone exception came Nov. 23 at Michigan - Down 11  
in the 2nd quarter - outscored the Wolverines 19-11 in  
final period to win 76-72.

### SLOW STARTS - LATE RALLIES CONTINUED

Adding on to the above note - the Irish have nearly  
scored 100 more points on the year in the second half  
compared to their first half output. Notre Dame has  
scored 312 points in the first half for an average of 28.4,  
compared to 404 points in the second for an average  
of 36.7

### PEOPLES - ACC ROOKIE OF THE WEEK

When the Cancun Challenge wrapped, freshman Anaya  
Peoples had garnered two major accolades: the Cancun  
All-Tournament Team and ACC Rookie of the Week.

Peoples averaged 17.3 points and 8.7 rebounds over  
three games in Cancun. Peoples led the Irish in both  
scoring and rebounding against No. 21 USF with 18  
points and nine boards, helping Notre Dame earn its  
second ranked victory on the season.

Peoples also tallied a career-high tying 19 points  
against FGCU and pulled down nine boards. Against  
South Dakota State, the Danville, Illinois native logged  
15 points and eight boards. Thus, Peoples came just  
shy in the rebounding department in all three games of  
potential double-doubles (9/8/9 rebounds).

Furthermore, Peoples boasted the best shooting  
percentage on the team this past week, converting 20-  
of-32 from the floor, a.k.a. 62.5 percent of her shots.

### CHALLENGING SCHEDULE

With the release of the AP Week 5 Top-25 poll, the  
Irish have either faced or will face 12 teams who are  
currently ranked or receiving votes:

#2 UConn, #7 Louisville, #8 Florida State, #9 NC State,  
#16 DePaul, #19 Michigan State, #23 Tennessee, #24  
Michigan and #25 Miami.

RV – FGCU, Minnesota, North Carolina.

### UNLIKELY TERRITORY

Given the challenging schedule and the young Irish  
team learning along the way, the result has been a 5-6  
record to start the year.

It is their lowest mark after 10 games since the 1992-93  
campaign when they sat at 7-8.

With their third home loss, the Irish already have fallen  
more times at Purcell than they did over the previous six  
seasons combined, when they went 116-3.

### YOU ARE MY DESTINEE

When looking at 'wins-only' stats versus 'losses-only'  
stats, one starter's stat-line is a little different. The  
lesson - when Destinee Walker goes, the Irish go.

In games the Irish have won, Walker leads the team

**NOTRE DAME'S RECORD WHEN ...****Day of the Week**

Sunday	0-1
Monday	0-1
Tuesday	1-0
Wednesday	1-1
Thursday	0-2
Friday	1-1
Saturday	2-0

**Time of Game**

Day games (before 6 pm local time)	2-3
Night games (6 pm or later local time)	3-3

**Location**

Home games	2-3
Road games	2-1
Neutral site	1-2

**Halftime Score**

Leading at the half	3-0
Tied at the half	
Trailing at the half	2-6

**Individual Scoring**

Two or fewer double-figure scorers	
Three double-figure scorers	1-4
Four double-figure scorers	4-2
Five or more double-figure scorers	

**Rebounding margin**

More rebounds than opponent	2-2
Same number of rebounds	
Fewer rebounds than opponent	3-4

**Field goal shooting**

Shot higher percentage than opponent	5-3
Shot same percentage as opponent	
Show lower percentage than opponent	0-3
Shot 45% or better	3-3
Shoot less than 45%	2-3
Hold opponent under 40%	5-2

**Free-throw margin**

Make more free-throws than opponent	4-4
Make same number of free-throws	
Make fewer free-throws than opponent	1-2

**Turnovers**

Commit fewer turnovers	3-3
Commit same number of turnovers	1-0
Commit more turnovers	1-3

**Uniform Combinations**

White jerseys with gold	1-0
White jerseys with green trim	2-2
White jerseys with navy trim	0-2
Blue jerseys	2-2

**Miscellaneous**

Vs. top-25	2-2
Vs. top-10	0-1
When ranked higher	2-2
When ranked lower	2-1
On commercial tv	0-4
In overtime games	

**Margin of Victory**

1-5 points	3-1
6-10 points	0-3
11-15 points	0-1
16-20 points	1-0
21+ points	1-1

**Month**

November	5-4
December	0-2
January	
February	
March	
April	

in scoring with 17.0 ppg, knocking down 42.9 percent from the field. The Orlando native is also more active on the glass, averaging 5.6 rpg.

In losses only, Walker's average dips to 8.7 ppg on 30.8 percent shooting to go along with her 2.3 rpg.

**BRUNELLE SETS FRESHMAN RECORD**

Never in the history of the Fighting Irish women's basketball program has a player started her ND career with five straight games in double figures ... until now. Freshman Sam Brunelle did just that and then more, recording a stretch of seven in a row before her streak came to an end vs. South Dakota State on Nov. 29.

**TURNOVER TURMOIL**

In five games this season, Notre Dame has forced at least 20 turnovers:

Tennessee – 28  
Michigan State – 20  
Toledo – 21  
Michigan – 24  
South Dakota State – 22

Notre Dame ranks third in the ACC in turnovers forced, averaging 18.4 on the year. Furthermore, the Irish boast a +1.8 turnover margin, which ranks fourth in the league. The Irish also rank fifth in the ACC in steals per game with an 8.5 average.

Speaking of steals, there are three Irish who all rank within the top-15 in the ACC: Gilbert 3rd with 1.9 steals/game; Snizek 7th with 1.8; Peoples 10th with 1.7.

**WELCOME BACK GILBERT**

Last season, Gilbert played in six full games, before suffering a season-ending shoulder injury against Iowa on Nov. 29, 2018. A year later, Gilbert has returned in full force, leading the team in scoring with her 14.9 ppg, which ranks 13th in the ACC. In fact, Gilbert is riding a career best stretch of 11 consecutive double-digit scoring performances - the only player on the team to be in double-figures in every game.

Gilbert ranks 17th in the nation in made field goals with 67 and ranks 10th in the ACC in field goal percentage, converting 47.5 percent. Gilbert also has one 20+ scoring effort under her belt, recording a career high of 24 points against Loyola.

**BRUNELLE 4TH QUARTER SURGES**

Trailing by seven points in the fourth quarter to Michigan State, Sam Brunelle tried spearheading the rally by scoring 11 of her 19 points in the final period alone. Brunelle connected on two treys in the quarter, including one with 10 seconds left to cut the deficit to one. Brunelle also got a final three-point attempt up at the buzzer to tie the game, but the shot came up just short.

Then at No. 21 Michigan on Nov. 23, Brunelle recorded a stretch in the fourth quarter in which she scored nine of the team's next 11 points, ultimately finishing with 12 points for the game.

Against Minnesota on Dec. 4, Brunelle tallied seven of her 19 points in the fourth quarter.

**HIGHEST RANKED RECRUITING CLASS**

Coach McGraw just signed her highest ranked recruiting class during her time at Notre Dame, reeling in the No. 3 ranked group in the 2020 recruiting class. The Irish received NLI's from Amirah Abdur-Rahim, No. 25 Alli Campbell, No. 44 Alasia Hayes, No. 32 Natalija Marshall and No. 23 Maddy Westbeld. It not only marks the highest ranked recruiting class in her tenure, but also ties the most commits as well.

"This is one of the best classes we've ever had," Coach McGraw stated. "Obviously down to six scholarship players right now so numbers was our first priority. We got four kids ranked in the top-50 and a top-3 recruiting class. All such a great fit for our program."

In addition, the Atlanta Tipoff Club announced those student-athletes on the 2020 Jersey Mike's Naismith Girls High School Trophy Watch List. Campbell, Marshall and Westbeld were all recognized as top-50 player of the year candidates.

**AN IMPRESSIVE STREAK ENDED**

A 12-year streak ended on Monday, Nov. 18, when Notre Dame exited the A.P. Top-25 poll. At the time,





Turner went down as the most prolific scoring fivesome in NCAA Division I history. The ND quintet amassed a total of 10,230 points, becoming the first group to ever accumulate 10,000 points or more.

When you look at those who graduated/went to the WNBA, transferred or who are currently injured (Prohaska & Vaughn), the Irish have lost 3,384 points of their 3,454 team total from last season. That equates to 98 percent of their offense. Both the percentage and total rank as the most all-time lost for a power-five school.

Now last year's starters went on to make WNBA Draft history - becoming the first starting five to not only be drafted but do so in the first 20 picks. Jackie Young became the second Irish player in program history selected No. 1 overall, joining Jewell Loyd, when she was picked by the Las Vegas Aces. Notre Dame joined Stanford, Tennessee and UConn as the only programs with multiple No. 1 overall selections.

Moments later, the Dallas Wings selected Arike Ogunbowale fifth overall. This marked the first time the Irish had two first round picks within the top five. History continued with the 11th overall pick, where the Atlanta Dream selected Brianna Turner, thus marking the first time Notre Dame had three first round picks. However, shortly after, the Mercury traded for the rights of Turner, shipping the forward to Phoenix, Arizona. Next up, Jessica Shepard went 16th overall to the Minnesota Lynx. Then Marina Mabrey completed the group after going 19th overall to the Los Angeles Sparks.

Furthermore, Ogunbowale, Young and Turner were later named to the WNBA All-Rookie Team, as ND became the first program to have three selections.

### **CHANGE IN COACHING**

Out of 349 NCAA Division I women's basketball programs at the start of the 2018-19 season, Notre Dame was one of just six, whose head coach and three assistant coaches were together seven consecutive seasons. However, change met familiarity for the 2019-20 season. Just months after Coach McGraw's passionate Final Four speech about wanting more female leadership, Niele Ivey accepted an assistant coaching position with the Memphis Grizzlies, becoming the ninth active NBA female coach.

Enter a last name Notre Dame fans know all too well - Mabrey. Michaela ensures that a Mabrey will be on Notre Dame's campus for the eighth straight year. A 2016 alumna, her younger sister just graduated in 2019. Mabrey has spent one year coaching stints at Miami, Miami (Ohio) and LSU.

### **FRESHMEN STARTERS**

A program rarity occurred in the season opener at Fordham, when Coach McGraw started freshmen Sam

Brunelle and Anaya Peoples. It marked the first time two freshmen started a season opener for Notre Dame since the 2001-02 season opener in which Teresa Borton and Jacqueline Batteast started. And in that moment back in 2001, it marked the first time in 20 years two freshmen had started.

### **FRESH FIVE**

With the exit of last year's starting five, the transfers of Nixon and Patterson, along with Prohaska's and Vaughn's injury, the Irish had a starting five who have never started in an Irish uniform: two grad transfers, two true freshmen and a redshirt freshman (sophomore Katlyn Gilbert).

In addition, Danielle Cosgrove made her first career start at No. 21 Michigan on Nov. 23.

### **1,000 PROGRAM WINS**

With the victory over Fordham on Nov. 5, the Irish became the 13th team to reach the 1,000-win milestone. The teams right in front of the Irish are:  
No. 12 Maryland - 1,001 wins  
No. 11 Western Kentucky - 1,004 wins  
No. 10 Green Bay - 1,005 wins  
(win total listed was before season kicked off)\*

### **RING OF HONOR**

On November 8, Natalie Achonwa joined Notre Dame's prestigious Ring of Honor. Achonwa becomes the sixth player to have a banner raised in the rafters, joining Ruth Riley-Hunter, Skylar Diggins-Smith, Niele Ivey, Beth (Morgan) Cunningham and Kayla McBride.

Donning an Irish uniform from 2010-14, Achonwa-led squads reached four consecutive Final Fours, including three NCAA title games. Achonwa accumulated an impressive 138-15 overall record (second most by a senior class) with a 60-4 mark in conference play, in addition to winning five combined regular season and conference tournament championships.

The Guelph, Ontario, native was a two-time All-American, three-time All-NCAA Regional nod and a two-time All-Conference selection (2013 Big East / 2014 ACC). Achonwa, who captained the Irish her senior year, now ranks 16th on the Irish all-time scoring list, amassing 1,546 points over her storied career.

### **ROSTER BREAKDOWN**

A current breakdown of the seven healthy scholarship players on this year's team:  
Freshmen - Brunelle, Peoples  
Sophomores - Cosgrove, Gilbert  
Senior - Cole (was a walk-on the past two years)  
Grads - Sniezek, Walker

### **ACC NEWCOMER WATCH LIST**

The Atlantic Coast Conference named freshmen Anaya

Peoples and Sam Brunelle to its Newcomer Watch List, claiming two of the five spots on both the Blue Ribbon media poll and the coaches poll.

Brunelle and Peoples were top-20 ranked recruits, who comprised yet another top-10 ranked recruiting class for Karen & Kevin Keyes head coach Muffet McGraw and company. Brunelle, who was ranked No. 6 overall by ESPNW, was a two-time Naismith High School All-American and 2019 McDonald's All-American - won the three-point contest at the latter. Brunelle was also both the 2018 Gatorade Virginia Player of the Year and USA Today Virginia Player of the Year. Ultimately, she finished her prep career with 2,229 points and 1,272 rebounds.

Peoples, who was ranked fourth at her position, was a two-time Illinois Class 1A State champion at Dan Schlarman High, where she finished her prep career with 2,086 points. Peoples was a 2019 McDonald's All-American and Jordan Brand Classic member. In 2018, Peoples was a Naismith All-America honorable mention.

### **CHERYL MILLER AWARD WATCH LIST**

The Naismith Memorial Basketball Hall of Fame and the Women's Basketball Coaches Association announced its watch list for the 2020 Cheryl Miller Award, with freshman Sam Brunelle making the cut. The Cheryl Miller Award Watch List recognizes the top 20 small forwards in the country.

This marks the second consecutive year the Irish have had a representative on the Cheryl Miller Award Watch List. Last season, Jackie Young was a top-five finalist for the award.

### **STATISTICAL CHAMPION**

The 2018-19 version of the Fighting Irish earned a statistical championship by season's end for the country's top offense. Averaging a blistering 88.6 points per game, it marks the first time in which the Irish finished as the nation's top offense. All-in-all, the Irish totaled 3,454 points.

Notre Dame's scoring average will also go down as the program's top offense as well. The 2013-14 Irish squad led by Kayla McBride and Natalie Achonwa previously held the record at 86.1 ppg (3,271 points in 38 games).

### **RECORD BREAKER X 3**

Three players --> Four different record holders. Arike Ogunbowale became Notre Dame's all-time scoring leader on Feb. 21 vs Duke. The senior surpassed Skylar Diggins-Smith's record of 2,357 career points. In addition, Ogunbowale was just 1-of-5 Irish greats to score over 2,000 points, joining Ruth Riley, Katryna Gaither, Beth (Morgan) Cunningham and of course Skylar Diggins-Smith. Ogunbowale ultimately finished with 2,626 career points, which ranked third all-time in the ACC.



On March 9 in the ACC Semis vs Syracuse, Marina Mabrey became Notre Dame's made three-pointers record holder. Mabrey went 4-for-9 from deep, surpassing Alicia Ratay (262). The senior finished with 274 career made threes, which ranks eighth all-time in the ACC.

Next, on March 25 vs Michigan State, Brianna Turner became the new rebounding leader at Notre Dame, surpassing Ruth Riley's mark of 1,007. Turner finished with 1,048 rebounds.

However, Turner wasn't done there, becoming the program's new blocks leader on the game-clinching play of the National Semifinal vs. UConn. Turner surpassed Ruth Riley's 370 mark to finish with 372 --> third all-time in the ACC.

\*Honorable Mention to Jessica Shepard, who after two years with the Irish, posted a 9.2 career rebounding average. That number qualifies for first all-time.

### **A 30-WIN CAMPAIGN**

Notre Dame wrapped the 2018-19 year with a 35-4 overall record, marking the program's ninth consecutive 30-win season and 11th in school history. Nationally, only UConn has a longer active streak of 30-win seasons at 14, while Baylor matches the Irish with a streak that began in 2010-11.

### **ACC CHAMPS**

Notre Dame earned its sixth straight ACC regular season title and eighth straight conference regular season title when dating back to the final two years of the Big East. The six consecutive regular season titles tie the all-time mark set by Virginia from 1991-96.

In addition, the eight in a row marks the second highest active streak in the country, only behind nine from Baylor. Green Bay lost its streak of 20 to Wright State this season in the Horizon League.



**Leading Scorer**

Kate Gilbert	4 (4)
Sam Brunelle	4 (4)
Anaya Peoples	3 (3)
Destinee Walker	2 (2)

**Leading Rebounder**

Anaya Peoples	5 (5)
Sam Brunelle	4 (4)
Destinee Walker	1 (1)
Katlyn Gilbert	1 (1)

**Leader in Assists**

Marta Sniezek	11 (11)
Danielle Cosgrove	1 (1)
Katlyn Gilbert	1 (1)
Abby Prohaska	0 (1)

**20-Point Scoring Games**

Opponents	4
Notre Dame	2
Katlyn Gilbert	1
Destinee Walker	1

**30-Point Scoring Games**

Opponents	1
Notre Dame	0

**Tip-Offs Controlled**

Opponents	7
Notre Dame	4
Mikayla Vaughn	1-1
Sam Brunelle	3-10

**First Score**

Opponents	6
Notre Dame	5
Anaya Peoples	2
Katlyn Gilbert	1
Sam Brunelle	1
Destinee Walker	1

**Runs of 10 or Better**

Opponents	3
Notre Dame	6

**Largest Halftime Lead**

18 vs Loyola MD, 11/8/19

**Largest Halftime Deficit**

27, at #4 UConn, 12/8/19

**Largest Lead**

28 vs Loyola MD (1:20 in 4Q), 11/8/19

**Largest Deficit**

34 at #4 UConn (6:09 in 3Q), 11/11/19

**Largest Deficit Overcome to Win**

11 at Michigan (2nd Q, 6:35, 33-22), 11/23/19

9 vs Toledo (2nd Q, 1:43, 31-22), 11/20/19

**Largest Lead Given Out in Loss**

7 vs FGCU (5:43 in 1Q, 11/28/19)

**Most Consecutive Points**

17 at Fordham, 11/5/19

**Most Consecutive Points (Opponent)**

18, at #4 UConn, 12/8/19

16, FGCU, 11/28/19

**Double-Figure Points**

Player	2019-20	Career
Katlyn Gilbert	11	12
Sam Brunelle	9	9
Destinee Walker	8	48
Anaya Peoples	8	8
Marta Sniezek	2	11
Danielle Cosgrove	1	1
Mikayla Vaughn	0	4

**Double-Figure Rebounds**

Player	2019-20	Career
Anaya Peoples	2	2
Sam Brunelle	2	2
Destinee Walker	1	2
Mikayla Vaughn	0	1

**5-5-5 Games**

(aka "Stat Sheet Stuffers")

Player	2019-20	Career
Marta Sniezek	2	8
Anaya Peoples	1	1
Destinee Walker	0	1

**Double-Doubles**

Player	2019-20	Career
Sam Brunelle	2	2
Destinee Walker	1	2
Anaya Peoples	1	1

**Season Point Totals**

Date	Opp.	OffT0	Paint	2ndCh	FBreak	Bench
11/5	Fordham	14/13	32/22	14/9	9/3	16/8
11/8	Loyola MD	24/18	42/30	11/9	15/8	8/35
11/11	Tennessee	19/14	16/26	9/14	11/9	3/13
11/14	Michigan St	18/29	28/24	9/13	9/9	12/13
11/20	Toledo	16/8	24/28	7/2	6/2	3/13
11/23	Michigan	32/9	36/26	8/29	13/0	15/14
11/28	FGCU	9/20	26/34	2/13	12/10	3/11
11/29	South Dakota St	22/10	32/38	5/10	18/4	3/13
11/30	USF	23/20	34/24	5/17	17/6	18/27
12/4	Minnesota	10/11	44/22	8/14	10/4	11/3
12/8	UConn	11/23	36/34	5/21	8/13	19/12

\*Notre Dame is listed first in each column

**Points Off Turnovers**

	Total	Average
Notre Dame	198	18.0
Opponents	175	15.9

**Points in the Paint**

	Total	Average
Notre Dame	350	31.8
Opponents	308	28.0

**Second Chance Points**

	Total	Average
Notre Dame	83	7.5
Opponents	151	13.7

**Fast Break Points**

	Total	Average
Notre Dame	128	11.6
Opponents	68	6.2

**Bench Scoring**

	Total	Average
Notre Dame	111	10.1
Opponents	162	14.7



# KATIE COLE

# 2

5-10 // SENIOR // GUARD

TOLEDO, OHIO

SYLVANIA NORTHVIEW

### SEASON BESTS

Pts: 2, 3x (last at UConn, 12/8/19)  
 Rebs: 3 (vs Minnesota, 12/4/19)  
 FGM: 1, 4x (last at UConn, 12/8/19)  
 FGA: 3 (at UConn, 12/8/19)  
 3FGM: 3FGA:  
 3FGA: 1, 2x (last vs Minnesota, 12/4/19)  
 FTM: 1 (vs Toledo, 11/20/19)  
 FTA: 2 (vs Toledo, 11/20/19)  
 Ast: 1, 2x (last vs FGCU, 11/28/19)  
 Blk: 1 (vs Minnesota, 12/4/19)  
 Stl: 2 (vs Tennessee, 11/11/19)  
 Min: 15 (at Michigan, 11/23/19)

### CAREER BESTS

Pts: 5, 2x (last at Wake Forest, 12/31/17)  
 Rebs: 4 (vs Virginia, 3/2/18)  
 FGM: 2, 2x (last at Wake Forest, 12/31/17)  
 FGA: 4 (vs Mount, 11/11/17)  
 3FGM: 1, 6x (last vs CSUN, 3/16/18)  
 3FGA: 2, 3x (last vs UNC, 2/1/18)  
 FTM: 1, 2x (last vs Toledo, 11/20/19)  
 FTA: 3 (at Pitt, 1/25/18)  
 Ast: 1, 4x (last vs FGCU, 11/28/19)  
 Blk: 1, 4x (last vs Minnesota, 12/4/19)  
 Stl: 2, 2x (last vs Tennessee, 11/11/19)  
 Min: 15 (at Michigan, 11/23/19)

### UPDATE

- Played in all 11 games, averaging 9.0 minutes off the bench.
- Awarded a scholarship for her senior season.
- Reeled in 7 boards over the last three games.
- Grabbed a season high 3 boards vs. Minnesota (12/4).
- Played a season high 15 minutes at No. 21 Michigan (11/23).
- Picked up a career high tying two steals in seven minutes versus Tennessee on Nov. 11.
- Saw five minutes of action in the season opener at Fordham. Marked her first appearance since her sophomore campaign after sitting out her junior year with a knee injury.

### SEASON

0..... Double-Figure Scoring.....0

### CAREER

### 2019-20 GAME-BY-GAME STATISTICS

Date	Opponent	GS	MIN	FG-A	3P-A	FT-A	RB	PF	A	TO	ST	BL	PTS
11/5	@ Fordham	5	0-0	0-0	0-0	0-0-0	0	0	0	0	0	0	0
11/8	Loyola MD	8	1-1	0-0	0-0	0-1-1	1	0	0	0	0	0	2
11/11	Tennessee	7	0-0	0-0	0-0	0-0-0	2	0	0	2	0	0	0
11/14	Michigan St	11	0-1	0-0	0-0	0-0-0	2	0	1	0	0	0	0
11/20	Toledo	3	0-0	0-0	1-2	1-1-2	2	1	0	0	0	0	1
11/23	@ Michigan	15	1-1	0-0	0-0	1-0-1	4	0	1	1	0	0	2
11/28	vs FGCU	14	0-0	0-0	0-0	1-0-1	2	1	2	0	0	0	0
11/29	vs South Dakota St	11	0-1	0-1	0-0	0-0-0	0	0	0	1	0	0	0
11/30	vs USF	7	0-1	0-0	0-0	1-1-2	0	0	0	0	0	0	0
12/4	Minnesota	8	1-2	0-1	0-0	1-2-3	1	0	0	0	1	0	2
12/8	@ UConn	11	1-3	0-0	0-0	1-1-2	1	0	1	0	0	0	2
12/11	DePaul												
12/29	Clemson												
1/2	@ Pittsburgh												
1/5	@ Syracuse												
1/9	Boston College												
1/12	NC State												
1/16	@ Duke												
1/19	Miami												
1/26	@ Virginia												
1/30	Louisville												
2/2	@ Georgia Tech												
2/6	@ Wake Forest												
2/9	Pittsburgh												
2/13	@ Boston College												
2/16	@ Louisville												
2/20	Virginia Tech												
2/23	Syracuse												
2/27	UNC												
3/1	@ Florida St												

### COLE'S OVERALL CAREER STATISTICS

SEASON	TEAM	GP-GS	MIN/AVG	FG-FGA	FG%	3FG-FGA	3FG%	FT-FTA	FT%	OFF DEF	TOT	AVG	PF-FO	AST	TO	BLK	STL	PTS	AVG	
2017-18	ND	24-0	120/5.0	11-28	.393	6-17	.353	1-3	.333	5	11	16	0.7	11-0	2	9	3	6	29	1.2
2019-20	ND	11-0	99/9.0	4-10	.400	0-2	.000	1-2	.500	6	6	12	1.1	15-0	2	5	1	4	9	0.8
<b>TOTAL</b>		<b>35-0</b>	<b>219/6.3</b>	<b>15-38</b>	<b>.395</b>	<b>6-19</b>	<b>.316</b>	<b>2-5</b>	<b>.400</b>	<b>11</b>	<b>17</b>	<b>28</b>	<b>0.8</b>	<b>26-0</b>	<b>4</b>	<b>14</b>	<b>4</b>	<b>10</b>	<b>38</b>	<b>1.1</b>



# MAGGIE MURDOCK 3

5-8 // SOPHOMORE // GUARD

GLENCOE, ILLINOIS

NEW TRIER

### SEASON BESTS

Pts:  
Rebs:  
FGM:  
FGA: 1 (vs Loyola MD, 11/8/19)  
3FGM:  
3FGA: 1 (vs Loyola MD, 11/8/19)  
FTM:  
FTA:  
Ast:  
Blk:  
Stl:  
Min: 1 (vs Loyola MD, 11/8/19)

### CAREER BESTS

Pts:  
Rebs:  
FGM:  
FGA: 1 (vs Loyola MD, 11/8/19)  
3FGM:  
3FGA: 1 (vs Loyola MD, 11/8/19)  
FTM:  
FTA:  
Ast:  
Blk:  
Stl:  
Min: 1 (vs Loyola MD, 11/8/19)

### UPDATE

• 1-of-3 walk-ons added to this year's team. 1-of-4 total.

• First set of twins in program history.

#### HIGH SCHOOL

• Attended New Trier High School

• 2018 CSL South Player of the Year // 2018 IBCA 4A All-State Honorable Mention // 2018 Team 22 All-Area Team Honorable Mention // 2018 Daily NorthShore.com Best Long-Range Shooter

• 2018 Team captain

• Averaged 9.4 ppg, 2.4 apg, 3.0 rpg and 2.0 spg her senior year. Also shot 40.6 percent from the field and 41.0 percent from three. Shot 73.2 percent from the free-throw line

• Lettered one year in volleyball – played setter

• Four-year honor roll recipient

• 2018 Illinois State Scholar // 2018 Outstanding Student of Mathematics

• Her uncle, Dennis Carroll, played basketball and tennis at Notre Dame

• Majoring in Mathematics

• Played on the Notre Dame Club Basketball squad her freshman year – Nationals qualifier

### 2019-20 GAME-BY-GAME STATISTICS

Date	Opponent	GS	MIN	FG-A	3P-A	FT-A	RB	PF	A	TO	ST	BL	PTS
11/5	@ Fordham		DNP										
11/8	Loyola MD		1	0-1	0-1	0-0	0	0	0	0	0	0	0
11/11	Tennessee		DNP										
11/14	Michigan St		DNP										
11/20	Toledo		DNP										
11/23	@ Michigan		DNP										
11/28	vs FGCU		DNP										
11/29	vs South Dakota St		DNP										
11/30	vs USF		DNP										
12/4	Minnesota		DNP										
12/8	@ UConn		DNP										
12/11	DePaul		DNP										
12/29	Clemson		DNP										
1/2	@ Pittsburgh		DNP										
1/5	@ Syracuse		DNP										
1/9	Boston College		DNP										
1/12	NC State		DNP										
1/16	@ Duke		DNP										
1/19	Miami		DNP										
1/26	@ Virginia		DNP										
1/30	Louisville		DNP										
2/2	@ Georgia Tech		DNP										
2/6	@ Wake Forest		DNP										
2/9	Pittsburgh		DNP										
2/13	@ Boston College		DNP										
2/16	@ Louisville		DNP										
2/20	Virginia Tech		DNP										
2/23	Syracuse		DNP										
2/27	UNC		DNP										
3/1	@ Florida St		DNP										

### MURDOCK'S OVERALL CAREER STATISTICS

SEASON	TEAM	GP-GS	MIN/AVG	FG-FGA	FG%	3FG-FGA	3FG%	FT-FTA	FT%	OFF	DEF	TOT	AVG	PF-FO	AST	TO	BLK	STL	PTS	AVG
2019-20	ND	1-0	1/1.5	0-1	.000	0-1	.000	0-0	.000	0	0	0	0.0	0-0	0	0	0	0	0	0.0
<b>TOTAL</b>		<b>1-0</b>	<b>1/1.5</b>	<b>0-1</b>	<b>.000</b>	<b>0-1</b>	<b>.000</b>	<b>0-0</b>	<b>.000</b>	<b>0</b>	<b>0</b>	<b>0</b>	<b>0.0</b>	<b>0-0</b>	<b>0</b>	<b>0</b>	<b>0</b>	<b>0</b>	<b>0</b>	<b>0.0</b>



# CATE MURDOCK

# 5

5-8 // SOPHOMORE // GUARD

GLENCOE, ILLINOIS

NEW TRIER

## SEASON BESTS

Pts:  
Rebs:  
FGM:  
FGA:  
3FGM:  
3FGA:  
FTM:  
FTA:  
Ast:  
Blk:  
Stl:  
Min: 1 (vs Loyola MD, 11/8/19)

## CAREER BESTS

Pts:  
Rebs:  
FGM:  
FGA:  
3FGM:  
3FGA:  
FTM:  
FTA:  
Ast:  
Blk:  
Stl:  
Min: 1 (vs Loyola MD, 11/8/19)

## UPDATE

• 1-of-3 walk-ons added to this year's team. 1-of-4 total.

• First set of twins in program history.

### HIGH SCHOOL

• Attended New Trier High School

• Two-time CSL South All-Conference // Team 22 All-Area First Team her senior year // IBCA 4A All-State Honorable Mention her senior year

• Averaged 10.9 ppg, 2.9 apg, 3.8 rpg and 2.0 spg her senior year. Also shot 44.5 percent from the field and 36.3 percent from three.

• Four-year honor roll recipient // 2018 Illinois State Scholar

• Her uncle, Dennis Carroll, played basketball and tennis at Notre Dame

• Majoring in Mathematics

• Played on the Notre Dame Club Basketball squad her freshman year – Nationals qualifier and MVP of the Regionals tournament in 2019

## 2019-20 GAME-BY-GAME STATISTICS

Date	Opponent	GS	MIN	FG-A	3P-A	FT-A	RB	PF	A	TO	ST	BL	PTS
11/5	@ Fordham	DNP											
11/8	Loyola MD	1		0-0	0-0	0-0	0	0	0	1	0	0	0
11/11	Tennessee	DNP											
11/14	Michigan St	DNP											
11/20	Toledo	DNP											
11/23	@ Michigan	DNP											
11/28	vs FGCU	DNP											
11/29	vs South Dakota St	DNP											
11/30	vs USF	DNP											
12/4	Minnesota	DNP											
12/8	@ UConn	DNP											
12/11	DePaul	DNP											
12/29	Clemson	DNP											
1/2	@ Pittsburgh												
1/5	@ Syracuse												
1/9	Boston College												
1/12	NC State												
1/16	@ Duke												
1/19	Miami												
1/26	@ Virginia												
1/30	Louisville												
2/2	@ Georgia Tech												
2/6	@ Wake Forest												
2/9	Pittsburgh												
2/13	@ Boston College												
2/16	@ Louisville												
2/20	Virginia Tech												
2/23	Syracuse												
2/27	UNC												
3/1	@ Florida St												

## MURDOCK'S OVERALL CAREER STATISTICS

SEASON	TEAM	GP-GS	MIN/AVG	FG-FGA	FG%	3FG-FGA	3FG%	FT-FTA	FT%	OFF	DEF	TOT	AVG	PF-FO	AST	TO	BLK	STL	PTS	AVG
2019-20	ND	1-0	1/1.5	0-0	.000	0-0	.000	0-0	.000	0	0	0	0.0	0-0	0	1	0	0	0	0.0
<b>TOTAL</b>		<b>1-0</b>	<b>1/1.5</b>	<b>0-0</b>	<b>.000</b>	<b>0-0</b>	<b>.000</b>	<b>0-0</b>	<b>.000</b>	<b>0</b>	<b>0</b>	<b>0</b>	<b>0.0</b>	<b>0-0</b>	<b>0</b>	<b>1</b>	<b>0</b>	<b>0</b>	<b>0</b>	<b>0.0</b>



# KATLYN GILBERT 10

5-10 // SOPHOMORE // GUARD

INDIANAPOLIS, INDIANA

HERITAGE CHRISTIAN

### SEASON BESTS

Pts: 24 (vs Loyola MD, 11/8/19)  
 Rebs: 8, 2x (last vs USF, 11/30/19)  
 FGM: 9, 2x (last vs Michigan St, 11/14/19)  
 FGA: 16 (vs Michigan St, 11/14/19)  
 3FGM: 2 (at UConn, 12/8/19)  
 3FGA: 5 (at UConn, 12/8/19)  
 FTM: 6 (vs Loyola MD, 11/8/19)  
 FTA: 9 (at Fordham, 11/5/19)  
 Ast: 4 (at Michigan, 11/23/19)  
 Blk: 2 (vs Michigan St, 11/14/19)  
 Stl: 4, 2x (last at Michigan, 11/23/19)  
 Min: 39 (vs Toledo, 11/20/19)

### CAREER BESTS

Pts: 14, 2x (last at Fordham, 11/5/19)  
 Rebs: 8, 2x (last vs USF, 11/30/19)  
 FGM: 9, 2x (last vs Michigan St, 11/14/19)  
 FGA: 16 (vs Michigan St, 11/14/19)  
 3FGM: 2 (at UConn, 12/8/19)  
 3FGA: 5 (at UConn, 12/8/19)  
 FTM: 6 (vs Loyola MD, 11/8/19)  
 FTA: 9 (at Fordham, 11/5/19)  
 Ast: 4 (at Michigan, 11/23/19)  
 Blk: 2 (vs Michigan St, 11/14/19)  
 Stl: 4, 3x (last at Michigan, 11/23/19)  
 Min: 39 (vs Toledo, 11/20/19)

### UPDATE

- Played in all 11 games, starting in all but the season opener. Averages 34.0 minutes/game - ranks 8th in the ACC.
- Riding a career best streak of 11 double-digit scoring games in a row. Gilbert leads the Irish in scoring with 14.9 ppg, which ranks 13th in the ACC.
- Gilbert has knocked down 67 made field goals, ranking 16th in the country. Her 47.5 shooting percentage ranks 10th in the ACC.
- Last 5 games: Gilbert is shooting 51.7 percent from the field, averaging 6.0 boards.
- Her 1.9 steals/game ranks 3rd in the ACC.
- Scored 11 of her 15 points at No. 4 UConn (12/8) in the second half. Prior, Gilbert scored all 15 of her points in the second half vs. Minnesota (12/4) - 8 of which came in the 4th quarter.
- Tied her career high of 8 rebounds against USF (11/30) to go along with her 11 points.
- Made the most of her first career start, leading the Irish with a career high 24 points on 9-of-15 shooting from the floor, including a career best 6-of-9 from the line. Also reeled in a career best 6 boards.
- Gilbert & Peoples have played together every summer since they were seven & six years old, respectively. The chemistry between the two have been quite evident as of late. Over the last five games, the duo are leading the Irish in both scoring and rebounding. The two are combining for 30.0 ppg and 16.2 rpg. Both are shooting over 50 percent from the field in that span as well.
- In her first game back since Nov. 29, 2018, Gilbert shone bright, co-leading the Irish with 14 points.
- Last season, Gilbert separated her right shoulder in the win over No. 14 Iowa (11/29). Had surgery to repair the damage and sat out the remainder of the season.

### SEASON

11 ..... Double-Figure Scoring ..... 12

### CAREER

### KEY STATISTICS

POINTS	FG%	FG MADE	STEALS
14.9	.475	61	1.9
LEADS TEAM 13TH IN ACC	2ND ON TEAM 10TH IN ACC	LEADS TEAM 13TH IN NATION	LEADS TEAM 3RD IN ACC

### 2019-20 GAME-BY-GAME STATISTICS

Date	Opponent	GS	MIN	FG-A	3P-A	FT-A	RB	PF	A	TO	ST	BL	PTS
11/5	@ Fordham		30	5-9	0-0	4-9	2-3-5	1	0	3	2	1	14
11/8	Loyola MD	*	33	9-15	0-1	6-7	3-3-6	2	2	4	1	1	24
11/11	Tennessee	*	37	6-15	0-1	0-0	0-2-2	3	2	3	1	0	12
11/14	Michigan St	*	38	9-16	0-0	3-4	1-3-4	2	0	8	4	2	19
11/20	Toledo	*	39	4-15	0-1	3-4	1-7-8	0	0	2	3	0	11
11/23	@ Michigan	*	29	4-11	0-2	4-6	1-5-6	3	4	2	4	0	12
11/28	vs FGCU	*	31	6-12	1-3	1-2	1-6-7	3	2	5	1	0	14
11/29	vs South Dakota St	*	27	7-11	0-1	3-4	0-5-5	3	2	3	2	0	17
11/30	vs USF	*	35	5-9	1-1	0-2	1-7-8	0	1	5	0	1	11
12/4	Minnesota	*	38	7-13	1-2	0-0	3-4-7	2	1	1	0	0	15
12/8	@ UConn	*	37	6-15	2-5	1-4	1-2-3	2	0	1	3	0	15
12/11	DePaul												
12/29	Clemson												
1/2	@ Pittsburgh												
1/5	@ Syracuse												
1/9	Boston College												
1/12	NC State												
1/16	@ Duke												
1/19	Miami												
1/26	@ Virginia												
1/30	Louisville												
2/2	@ Georgia Tech												
2/6	@ Wake Forest												
2/9	Pittsburgh												
2/13	@ Boston College												
2/16	@ Louisville												
2/20	Virginia Tech												
2/23	Syracuse												
2/27	UNC												
3/1	@ Florida St												

### GILBERT'S OVERALL CAREER STATISTICS

SEASON	TEAM	GP-GS	MIN/AVG	FG-FGA	FG%	3FG-FGA	3FG%	FT-FTA	FT%	OFF	DEF	TOT	AVG	PF-FO	AST	TO	BLK	STL	PTS	AVG
2018-19	ND	7-0	111/15.9	9-20	.450	1-5	.200	6-8	.750	4	11	15	2.1	11-0	2	8	1	6	25	3.6
2019-20	ND	11-10	374/34.0	67-141	.475	5-17	.294	25-42	.595	14	47	61	5.5	21-0	14	37	5	21	164	14.9
<b>TOTAL</b>		<b>18-10</b>	<b>486/27.0</b>	<b>76-161</b>	<b>.472</b>	<b>6-22</b>	<b>.273</b>	<b>31-50</b>	<b>.620</b>	<b>18</b>	<b>58</b>	<b>76</b>	<b>4.2</b>	<b>32-0</b>	<b>16</b>	<b>45</b>	<b>6</b>	<b>27</b>	<b>189</b>	<b>10.5</b>



# ABBY PROHASKA 12

5-10 // SOPHOMORE // GUARD

LIBERTY TOWNSHIP, OHIO

LAKOTA WEST

## SEASON BESTS

Pts:  
Rebs:  
FGM:  
FGA:  
3FGM:  
3FGA:  
FTM:  
FTA:  
Ast:  
Blk:  
Stl:  
Min:

## CAREER BESTS

Pts: 6, 2x (last vs FSU, 2/10/19)  
Rebs: 5, 2x (last vs FSU, 2/10/19)  
FGM: 3 (vs FSU, 2/10/19)  
FGA: 5 (vs Duke, 2/21/19)  
3FGM: 1, 2x (last vs Syracuse, 3/9/19)  
3FGA: 2 (vs Syracuse, 3/9/19)  
FTM: 4 (vs Harvard, 11/9/18)  
FTA: 4, 2x (last at Boston College, 2/13/19)  
Ast: 4, 2x (last vs WKU, 12/19/18)  
Blk: 1 (vs Iowa, 11/29/18)  
Stl: 4, 2x (last at Virginia Tech, 1/16/19)  
Min: 30 (vs Drake, 11/23/18)

I AM APPROACHING THIS POST A LITTLE DIFFERENTLY TODAY...

RECENTLY, I HAVE BEEN **DIAGNOSED WITH BILATERAL PULMONARY EMBOLISM**. IN OTHER WORDS, I HAVE A BLOOD CLOT IN EACH OF MY LUNGS. THE AMOUNT OF TIME I WILL BE OUT IS INDEFINITE, BUT I WILL BE **RIGHT ALONGSIDE THIS TEAM FOR EVERY GAME I CANNOT PLAY**.

I AM THANKFUL FOR THE **ENDLESS SUPPORT** AND LOVE FROM MY FAMILY, MY TEAMMATES, MY COACHES, AND MY FRIENDS. THIS IS JUST A BUMP IN THE ROAD.

#SEETHEFUTURE #BLESSED

*Abby Prohaska*



PROHASKA'S OVERALL CAREER STATISTICS

SEASON	TEAM	GP-GS	MIN/AVG	FG-FGA	FG%	3FG-FGA	3FG%	FT-FTA	FT%	OFF	DEF	TOT	AVG	PF-FO	AST	TO	BLK	STL	PTS	AVG
2018-19	ND	38-3	547/14.4	18-49	.367	2-7	.286	20-26	.769	25	44	69	1.8	58-0	43	30	1	30	58	1.5
<b>TOTAL</b>		<b>38-3</b>	<b>547/14.4</b>	<b>18-49</b>	<b>.367</b>	<b>2-7</b>	<b>.286</b>	<b>20-26</b>	<b>.769</b>	<b>25</b>	<b>44</b>	<b>69</b>	<b>1.8</b>	<b>58-0</b>	<b>43</b>	<b>30</b>	<b>1</b>	<b>30</b>	<b>58</b>	<b>1.5</b>



# MARTA SNIEZEK 13

5-8 // GRADUATE // GUARD

MCLEAN, VIRGINIA

STANFORD // NATIONAL CATHEDRAL

### SEASON BESTS

Pts: 14 (at UConn, 12/8/19)  
 Rebs: 7 (vs Loyola MD, 11/8/19)  
 FGM: 5 (at UConn, 12/8/19)  
 FGA: 8 (at UConn, 12/8/19)  
 3FGM: 1, 2x (last at UConn, 12/8/19)  
 3FGA: 4 (at UConn, 12/8/19)  
 FTM: 4, 2x (last vs Minnesota, 12/4/19)  
 FTA: 6 (vs FGCU, 11/28/19)  
 Ast: 8, 2x (last vs Minnesota, 12/4/19)  
 Blk: 1, 2x (last vs USF, 11/30/19)  
 Stl: 5 (at Michigan, 11/23/19)  
 Min: 40, 2x (last at UConn, 12/8/19)

### CAREER BESTS

Pts: 14 (at UConn, 12/8/19)  
 Rebs: 10 (vs USC, 12/31/17)  
 FGM: 5, 3x (last at UConn, 12/8/19)  
 FGA: 12 (vs Belmont, 11/24/17)  
 3FGM: 3, 2x (last vs Utah, 2/9/18)  
 3FGA: 8 (vs Belmont, 11/24/17)  
 FTM: 6, 2x (last vs USC, 3/2/18)  
 FTA: 9 (vs Tennessee, 12/16/15)  
 Ast: 13 (vs Washington, 3/4/16)  
 Blk: 1, 9x (last vs USF, 11/30/19)  
 Stl: 6 (vs Oregon St, 1/8/17)  
 Min: 40, 3x (last at UConn, 12/8/19)

### UPDATE

- Started in all 11 games, averaging 36.3 minutes, which ranks 2nd in the ACC.
- The defensive catalyst of the team. Sniezek has taken 14 charges this season. Coach McGraw suspects the program record is around 20 set by Kristina Nelson in the 2017-18 season.
- Took 4 charges against South Dakota State and then took 4 charges the very next day vs. USF in Cancun. All-in-all, Sniezek has taken a charge in five straight games.
- Over first 5 games - 1-of-11 from the field, averaging 2.0 ppg. Over the last 6 games - 17-of-26 from the floor (.654), averaging 8.3 ppg.
- Offensive surge continued -- back-to-back games with double-digit points, including a career high 14 points at No. 4 UConn (12/8).
- Averaging 5.3 assists/game which ranks 4th in the ACC and 36th in the nation. Her 1.2 A/T0 ratio ranks 13th in the league.
- In addition, Sniezek averages 1.8 steals/game, which ranks 7th in the ACC.
- Almost nabbed a double-double vs. Minnesota (12/4) with 10 points and a season high 8 assists.
- Collected a season high five steals at No. 21 Michigan (11/23), one shy of her career best.
- Irish up three with two minutes remaining against Toledo (11/20), Sniezek recorded a clutch steal which Walker converted to points, extending the lead to 54-49, for the eventual 54-51 win.
- Dished out a season high eight assists versus Michigan State (11/14).
- Took two charges in the Tennessee game, helping the Irish force 28 turnovers against the Lady Vols.
- Fun Fact: 1-of-9 siblings in her family.
- Fun Fact: In 2015, she was both the Washington D.C. Gatorade Basketball Player of the Year and the Soccer Player of the Year.

### SEASON

2.....Double-Figure Scoring.....11  
 0.....Double-Figure Rebounds.....1  
 0.....Double-Figure Assists.....2

### CAREER

KEY STATISTICS			
POINTS	ASSISTS	STEALS	CHARGES TAKEN
5.5	5.3	1.8	14
5TH ON TEAM	4TH IN ACC 36TH IN NATION	2ND ON TEAM 7TH IN ACC	LEADS TEAM

### 2019-20 GAME-BY-GAME STATISTICS

Date	Opponent	GS	MIN	FG-A	3P-A	FT-A	RB	PF	A	TO	ST	BL	PTS
11/5	@ Fordham	*	38	0-3	0-0	1-2	0-4-4	0	6	5	3	0	1
11/8	Loyola MD	*	29	0-0	0-0	2-2	0-7-7	3	6	6	2	0	2
11/11	Tennessee	*	37	1-5	0-1	3-3	0-4-4	5	4	2	1	0	5
11/14	Michigan St	*	38	0-3	0-0	0-0	0-4-4	4	8	3	1	0	0
11/20	Toledo	*	34	0-0	0-0	2-2	0-1-1	3	3	4	2	1	2
11/23	@ Michigan	*	39	2-3	0-1	2-2	0-4-4	4	5	6	5	0	6
11/28	vs FGCU	*	35	2-2	1-1	4-6	0-3-3	4	5	6	0	0	9
11/29	vs South Dakota St	*	34	2-3	0-0	1-2	0-4-4	4	2	4	0	0	5
11/30	vs USF	*	34	3-4	0-0	0-0	1-5-6	5	5	3	1	1	6
12/4	Minnesota	*	40	3-6	0-0	4-5	0-2-2	4	8	4	1	0	10
12/8	@ UConn	*	40	5-8	1-4	3-3	0-1-1	2	6	6	4	0	14
12/11	DePaul												
12/29	Clemson												
1/2	@ Pittsburgh												
1/5	@ Syracuse												
1/9	Boston College												
1/12	NC State												
1/16	@ Duke												
1/19	Miami												
1/26	@ Virginia												
1/30	Louisville												
2/2	@ Georgia Tech												
2/6	@ Wake Forest												
2/9	Pittsburgh												
2/13	@ Boston College												
2/16	@ Louisville												
2/20	Virginia Tech												
2/23	Syracuse												
2/27	UNC												
3/1	@ Florida St												

### SNIEZEK'S OVERALL CAREER STATISTICS

SEASON	TEAM	GP-GS	MIN/AVG	FG-FGA	FG%	3FG-FGA	3FG%	FT-FTA	FT%	OFF DEF	TOT	AVG	PF-FO	AST	TO	BLK	STL	PTS	AVG
2015-16	Stan	35-9	656/18.7	35-99	.354	4-17	.235	28-42	.667	8 48	56	1.6	27-0	109	63	1	21	102	2.9
2016-17	Stan	38-9	948/24.9	56-149	.376	6-20	.300	54-75	.720	6 100	106	2.8	64-0	169	93	3	51	172	4.5
2017-18	Stan	35-32	971/27.7	56-156	.359	20-59	.339	61-90	.678	7 115	122	3.5	68-1	150	78	3	38	193	5.5
2019-20	ND	11-11	399/36.3	18-37	.486	2-7	.286	22-27	.815	1 39	40	3.6	38-2	58	49	2	20	60	5.5
<b>TOTAL FOR ND</b>		<b>11-11</b>	<b>399/36.3</b>	<b>18-37</b>	<b>.486</b>	<b>2-7</b>	<b>.286</b>	<b>22-27</b>	<b>.815</b>	<b>1 39</b>	<b>40</b>	<b>3.6</b>	<b>38-2</b>	<b>58</b>	<b>49</b>	<b>2</b>	<b>20</b>	<b>60</b>	<b>5.5</b>
<b>TOTAL</b>		<b>119-61</b>	<b>2974/25.0</b>	<b>165-441</b>	<b>.374</b>	<b>32-103</b>	<b>.311</b>	<b>165-234</b>	<b>.705</b>	<b>22 302</b>	<b>324</b>	<b>2.7</b>	<b>197-3</b>	<b>486</b>	<b>283</b>	<b>9</b>	<b>130</b>	<b>527</b>	<b>4.4</b>



# NICOLE BENZ

# 20

5-8 // JUNIOR // GUARD

VALENCIA, CALIF.

WILLIAM S. HART

### SEASON BESTS

Pts: 2  
Rebs: 2  
FGM: 1  
FGA: 1 (at UConn, 12/8/19)  
3FGM: 1  
3FGA: 1 (at UConn, 12/8/19)  
FTM: 1  
FTA: 1  
Ast: 1  
Blk: 1  
Stl: 1  
Min: 2, 2x (last at UConn, 12/8/19)

### CAREER BESTS

Pts: 3 (vs UNC, 2/1/18)  
Rebs: 3 (vs Harvard, 11/9/18)  
FGM: 1, 4x (last vs Virginia, 3/3/19)  
FGA: 2, 7x (last vs Virginia, 3/3/19)  
3FGM: 1 (vs UNC, 2/1/18)  
3FGA: 2, 2x (last vs Villanova, 3/18/18)  
FTM: 2 (vs Harvard, 11/9/18)  
FTA: 2 (vs Harvard, 11/9/18)  
Ast: 1, 2x (last at Marquette, 12/22/18)  
Blk: 1  
Stl: 1  
Min: 10 (vs Binghamton, 12/16/18)

### UPDATE

• Was the third walk-on for the Irish for the 2017-18 championship season, where she made 13 appearances on the year.

• Started the 2018-19 season as a student-manager before receiving the call-up once again right before the season opener.

• Recipient of the Elite 90 award at the 2019 Final Four - which recognizes the student-athlete with the highest GPA at a championship event.

• Now 1-of-4 total walk-ons on this year's squad.


### 2019-20 GAME-BY-GAME STATISTICS

Date	Opponent	GS	MIN	FG-A	3P-A	FT-A	RB	PF	A	TO	ST	BL	PTS
11/5	@ Fordham	DNP											
11/8	Loyola MD	2		0-0	0-0	0-0	0	1	0	0	0	0	0
11/11	Tennessee	DNP											
11/14	Michigan St	DNP											
11/20	Toledo	DNP											
11/23	@ Michigan	DNP											
11/28	vs FGCU	1		0-0	0-0	0-0	0-0-0	0	0	0	0	0	0
11/29	vs South Dakota St	1		0-0	0-0	0-0	0-0-0	0	0	0	0	0	0
11/30	vs USF	DNP											
12/4	Minnesota	DNP											
12/8	@ UConn	2		0-1	0-1	0-0	0-0-0	0	0	0	0	0	0
12/11	DePaul												
12/29	Clemson												
1/2	@ Pittsburgh												
1/5	@ Syracuse												
1/9	Boston College												
1/12	NC State												
1/16	@ Duke												
1/19	Miami												
1/26	@ Virginia												
1/30	Louisville												
2/2	@ Georgia Tech												
2/6	@ Wake Forest												
2/9	Pittsburgh												
2/13	@ Boston College												
2/16	@ Louisville												
2/20	Virginia Tech												
2/23	Syracuse												
2/27	UNC												
3/1	@ Florida St												

### BENZ'S OVERALL CAREER STATISTICS

SEASON	TEAM	GP-GS	MIN/AVG	FG-FGA	FG%	3FG-FGA	3FG%	FT-FTA	FT%	OFF	DEF	TOT	AVG	PF-FO	AST	TO	BLK	STL	PTS	AVG
2017-18	ND	13-0	27/2.1	1-7	.143	1-7	.143	0-0	.000	3	6	9	0.7	1-0	0	1	0	0	3	0.2
2018-19	ND	23-0	72/3.1	3-15	.200	0-7	.000	2-2	1.000	2	14	16	0.7	3-0	2	3	0	0	8	0.3
2019-20	ND	4-0	5/1.1	0-1	.000	0-1	.000	0-0	.000	0	0	0	0.0	1-0	0	0	0	0	0	0.0
<b>TOTAL</b>		<b>40-0</b>	<b>104/2.6</b>	<b>4-23</b>	<b>.174</b>	<b>1-15</b>	<b>.067</b>	<b>2-2</b>	<b>1.000</b>	<b>5</b>	<b>20</b>	<b>25</b>	<b>0.6</b>	<b>5-0</b>	<b>2</b>	<b>4</b>	<b>0</b>	<b>0</b>	<b>11</b>	<b>0.3</b>





# ANAYA PEOPLES 21

5-10 // FRESHMAN // GUARD

DANVILLE, ILLINOIS

SCHLARMAN

### SEASON BESTS

Pts: 19, 2x (last vs FGCU, 11/28/19)  
 Rebs: 14 (vs Minnesota, 12/4/19)  
 FGM: 9 (vs Loyola MD, 11/8/19)  
 FGA: 16 (at UConn, 12/8/19)  
 3FGM: 1, 2x (last vs USF, 11/30/19)  
 3FGA: 4 (at UConn, 12/8/19)  
 FTM: 5, 2x (last vs USF, 11/30/19)  
 FTA: 9, 2x (last vs USF, 11/30/19)  
 Ast: 6 (vs Minnesota, 12/4/19)  
 Blk: 2, 3x (last vs Minnesota, 12/4/19)  
 Stl: 4, 2x (last vs South Dakota St., 11/29/19)  
 Min: 39 (vs South Dakota State, 11/29/19)

### CAREER BESTS

Pts: 19, 2x (last vs FGCU, 11/28/19)  
 Rebs: 14 (vs Minnesota, 12/4/19)  
 FGM: 9 (vs Loyola MD, 11/8/19)  
 FGA: 16 (at UConn, 12/8/19)  
 3FGM: 1, 2x (last vs USF, 11/30/19)  
 3FGA: 4 (at UConn, 12/8/19)  
 FTM: 5, 2x (last vs USF, 11/30/19)  
 FTA: 9, 2x (last vs USF, 11/30/19)  
 Ast: 6 (vs Minnesota, 12/4/19)  
 Blk: 2, 3x (last vs Minnesota, 12/4/19)  
 Stl: 4, 2x (last vs South Dakota St., 11/29/19)  
 Min: 39 (vs South Dakota State, 11/29/19)

### KEY STATISTICS

POINTS	REBOUNDS	FG%	STEALS
13.8	7.6	.480	1.7
2ND ON TEAM	LEADS TEAM 14TH IN ACC	LEADS TEAM 9TH IN ACC	3RD TEAM 10TH IN ACC

### UPDATE

- Played in all 11 games, starting in 7. Averages 32.1 minutes/game.
- Last 5 games: Peoples is averaging a double-double with 15.6 ppg and 10.2 rpg. She's converted 32-of-61 shots aka 52.5 percent. Also averaging 2.4 apg in that span.
- Since Nov. 28, there are only two true freshmen averaging over 15 ppg and 10 rpg - Peoples and Texas Tech's Alexis Tucker.
- Peoples' 13.8 ppg ranks 20th in the nation among true freshmen, while her 7.6 rpg ranks 15th. Knocking down 51.3 percent from two, which ranks 9th among true freshmen.
- Due to the shooting surge, Peoples has raised her shooting percentage to .480, which ranks 9th in the ACC.
- Back-to-back games with double-digit rebounds. Peoples recorded her first career double-double with 17 points and 11 boards at No. 4 UConn (12/8).
- Garnered career highs in both rebounds (14) and assists (6) vs. Minnesota (12/4) to go with her 9 points.
- Reeled in at least five boards in every game, averaging 7.6 on the year, which leads the team and ranks 14th in the ACC. Peoples also averages 5.6 defensive rebounds/game, which ranks 11th in the league.
- Named to the Cancun Challenge All-Tournament Team, along with earning ACC Rookie of the Week honors. Peoples averaged 17.3 points and 8.7 rebounds down in Cancun. She tied her career high in points with 19 against FGCU, then led the Irish in scoring against No. 21 USF with 18 points, spearheading the ranked win. Peoples nearly achieved a double-double in each game, reeling in 9, 8, 9, respectively. Peoples also shot a highly efficient 62.5 percent from the field on 20-of-32 shooting.
- Averaging 1.7 steals/game, which ranks 10th in the ACC.
- Peoples and Brunelle became the first pair of freshmen starters for a season opener since Teresa Borton & Jacqueline Batteast started the 2001-02 season opener.
- Gets to the free-throw line the most often on the team, as her 56 attempts ranks 24th in the nation.
- Gilbert & Peoples have played together every summer since they were seven & six years old, respectively. The chemistry between the two have been quite evident as of late. Over the last five games, the duo are leading the Irish in both scoring and rebounding. The two are combining for 30.0 ppg and 16.2 rpg. Both are shooting over 50 percent from the field in that span as well.
- Tallied 11 points & 7 rebounds in her Irish debut at Fordham. Peoples scored seven of her points in the third quarter. The freshman then grabbed a critical offensive board off a missed free throw with nine seconds left, before returning to the line to ice the 60-55 win.

### SEASON

8.....	Double-Figure Scoring.....	8
2.....	Double-Figure Rebounding.....	2
1.....	Double-Doubles.....	1

### CAREER

### 2019-20 GAME-BY-GAME STATISTICS

Date	Opponent	GS	MIN	FG-A	3P-A	FT-A	RB	PF	A	TO	ST	BL	PTS
11/5	@ Fordham	*	24	3-9	0-1	5-9	3-4-7	3	1	1	1	0	11
11/8	Loyola MD	*	32	9-14	0-0	1-5	2-5-7	2	3	1	2	2	19
11/11	Tennessee	*	31	3-11	1-2	2-6	1-4-5	2	2	1	4	1	9
11/14	Michigan St	*	26	6-10	0-0	3-7	2-1-3	3	1	0	0	2	15
11/20	Toledo	*	32	3-10	0-0	1-3	2-4-6	5	1	3	1	0	7
11/23	@ Michigan	*	30	5-12	0-2	3-4	2-3-5	3	1	0	2	1	13
11/28	vs FGCU	*	36	8-13	0-1	3-4	1-8-9	1	0	3	1	1	19
11/29	vs South Dakota St	*	39	6-12	0-0	3-6	1-7-8	4	1	1	4	0	15
11/30	vs USF	*	33	6-7	1-1	5-9	1-8-9	2	2	0	3	1	18
12/4	Minnesota	*	37	4-13	0-1	1-1	2-12-14	2	6	1	1	2	9
12/8	@ UConn	*	35	8-16	0-4	1-2	5-6-11	3	3	1	0	1	17
12/11	DePaul												
12/29	Clemson												
1/2	@ Pittsburgh												
1/5	@ Syracuse												
1/9	Boston College												
1/12	NC State												
1/16	@ Duke												
1/19	Miami												
1/26	@ Virginia												
1/30	Louisville												
2/2	@ Georgia Tech												
2/6	@ Wake Forest												
2/9	Pittsburgh												
2/13	@ Boston College												
2/16	@ Louisville												
2/20	Virginia Tech												
2/23	Syracuse												
2/27	UNC												
3/1	@ Florida St												

### PEOPLES' OVERALL CAREER STATISTICS

SEASON	TEAM	GP-GS	MIN/AVG	FG-FGA	FG%	3FG-FGA	3FG%	FT-FTA	FT%	OFF	DEF	TOT	AVG	PF-FO	AST	TO	BLK	STL	PTS	AVG
2019-20	ND	11-7	353/32.1	61-127	.480	2-12	.167	28-56	.500	22	62	84	7.6	30-1	21	12	11	19	152	13.8
<b>TOTAL</b>		<b>11-7</b>	<b>353/32.1</b>	<b>61-127</b>	<b>.480</b>	<b>2-12</b>	<b>.167</b>	<b>28-56</b>	<b>.500</b>	<b>22</b>	<b>62</b>	<b>84</b>	<b>7.6</b>	<b>30-1</b>	<b>21</b>	<b>12</b>	<b>11</b>	<b>19</b>	<b>152</b>	<b>13.8</b>



# DANIELLE COSGROVE 22

6-4 // SOPHOMORE // FORWARD

HOLBROOK, N.Y.

SACHEM EAST

## SEASON BESTS

Pts: 12 (vs Michigan St, 11/14/19)  
Rebs: 8 (vs Loyola MD, 11/8/19)  
FGM: 3 (vs Michigan St, 11/14/19)  
FGA: 8, 2x (last vs Tennessee, 11/11/19)  
3FGM: 1, 4x (last at UConn, 12/8/19)  
3FGA: 5 (at UConn, 12/8/19)  
FTM: 5 (vs Michigan St, 11/14/19)  
FTA: 8 (vs Michigan St, 11/14/19)  
Ast: 3 (vs USF, 11/30/19)  
Blk: 2 (vs South Dakota State, 11/29/19)  
Stl: 2 (vs Toledo, 11/20/19)  
Min: 26 (at UConn, 12/8/19)

## CAREER BESTS

Pts: 12 (vs Michigan St, 11/14/19)  
Rebs: 8 (vs Loyola MD, 11/8/19)  
FGM: 3 (vs Michigan St, 11/14/19)  
FGA: 8, 2x (last vs Tennessee, 11/11/19)  
3FGM: 2 (vs Binghamton, 12/16/18)  
3FGA: 5 (at UConn, 12/8/19)  
FTM: 5 (vs Michigan St, 11/14/19)  
FTA: 8 (vs Michigan St, 11/14/19)  
Ast: 3 (vs USF, 11/30/19)  
Blk: 3 (vs WKU, 12/19/18)  
Stl: 2 (vs Toledo, 11/20/19)  
Min: 26 (at UConn, 12/8/19)

## UPDATE

- Played in all 11 games, including 4 starts. Averages 17.5 minutes.
- Played a career high 26 minutes at No. 4 UConn, logging a made three and three rebounds.
- Started against No. 21 USF (11/30), dishing out a career high 3 assists to go with her 5 points.
- Notched her first career start at No. 21 Michigan (11/25), tallying four points.
- Garnered a career high 2 steals against Toledo (11/20).
- Broke out against No. 16 Michigan State (11/14) with a career high 12 points, including a career best 5-for-8 day from the free-throw line.
- Reeled in a career best 8 rebounds against Loyola Maryland in the home opener on Nov. 8.
- Opened the season in Fordham, less than an hour away from her hometown. Collected two points, one block and two boards.

## SEASON

1..... Double-Figure Scoring..... 1

## CAREER

## 2019-20 GAME-BY-GAME STATISTICS

Date	Opponent	GS	MIN	FG-A	3P-A	FT-A	RB	PF	A	TO	ST	BL	PTS
11/5	@ Fordham	12	1-4	0-1	0-0	0-2-2	0	0	3	0	1	2	
11/8	Loyola MD	20	2-8	0-1	2-2	3-5-8	3	1	1	1	1	6	
11/11	Tennessee	21	1-8	1-3	0-0	2-1-3	3	1	1	0	0	3	
11/14	Michigan St	14	3-5	1-1	5-8	4-1-5	1	0	2	0	1	12	
11/20	Toledo	20	1-4	0-0	0-0	0-2-2	0	1	2	2	0	2	
11/23	@ Michigan	*	17	2-4	0-1	0-0	0-1-1	5	1	3	0	1	4
11/28	vs FGCU	12	1-3	0-0	1-1	0-1-1	0	1	1	1	0	3	
11/29	vs South Dakota St	23	1-7	0-2	1-2	2-1-3	0	2	1	0	2	3	
11/30	vs USF	*	22	1-2	1-1	2-4	1-2-3	2	3	2	0	0	5
12/4	Minnesota	*	5	0-1	0-0	0-0	0-2-2	0	0	1	0	0	0
12/8	@ UConn	*	26	1-5	1-5	0-0	0-3-3	2	1	1	0	1	3
12/11	DePaul												
12/29	Clemson												
1/2	@ Pittsburgh												
1/5	@ Syracuse												
1/9	Boston College												
1/12	NC State												
1/16	@ Duke												
1/19	Miami												
1/26	@ Virginia												
1/30	Louisville												
2/2	@ Georgia Tech												
2/6	@ Wake Forest												
2/9	Pittsburgh												
2/13	@ Boston College												
2/16	@ Louisville												
2/20	Virginia Tech												
2/23	Syracuse												
2/27	UNC												
3/1	@ Florida St												

## COSGROVE'S OVERALL CAREER STATISTICS

SEASON	TEAM	GP-GS	MIN/AVG	FG-FGA	FG%	3FG-FGA	3FG%	FT-FTA	FT%	OFF	DEF	TOT	AVG	PF-FO	AST	TO	BLK	STL	PTS	AVG
2018-19	ND	27-0	132/4.9	14-48	.292	9-35	.257	0-0	.000	4	14	18	0.7	14-0	5	8	6	1	37	1.4
2019-20	ND	11-4	192/17.5	14-51	.275	4-15	.267	11-17	.647	12	21	33	3.0	16-1	11	18	7	4	43	3.9
<b>TOTAL</b>		<b>38-4</b>	<b>324/8.5</b>	<b>28-99</b>	<b>.283</b>	<b>13-50</b>	<b>.260</b>	<b>11-17</b>	<b>.647</b>	<b>16</b>	<b>35</b>	<b>51</b>	<b>1.3</b>	<b>30-1</b>	<b>16</b>	<b>26</b>	<b>13</b>	<b>5</b>	<b>80</b>	<b>2.1</b>



# DESTINEE WALKER 24

5-10 // GRADUATE // GUARD

ORLANDO, FLORIDA

NORTH CAROLINA // LAKE HIGHLAND

### UPDATE

- Started in all 11 games, averaging 35.8 minutes - which ranks 3rd in the ACC.
- Participating in her first full season of basketball since the 2016-17 campaign with the Tar Heels.
- Wins vs Losses: In wins only, Walker leads the team with 17.0 ppg on 42.9 percent shooting to go along with her 5.6 rpg. In losses only, Walker averages 8.7 ppg on 30.8 percent shooting to go with her 2.3 rpg.
- Walker scored 7 of her 17 points against No. 21 USF (11/30) in the 4th quarter, helping lift the Irish to a ranked win.
- Exploded with a season best 27 points at No. 21 Michigan (11/23), tying her career high from beyond the arc with five made three's (5-for-8). She scored nine of the team's 14 third quarter points.
- Walker hit the game-winning basket for the Irish in the 54-51 win over Toledo (11/20), tallying 12 points in the game.
- Her 35 made free-throws leads the team and ranks 38th in the country. Walker also leads the squad in free-throw percentage (at least 25 attempts) at 71.4 percent.
- Tennessee post-game press conference, Coach McGraw urged Walker to take more shots in the game.
- Scored 13 of her 19 points against Loyola MD in the first half.
- In her Irish debut, Walker stepped up with a 10-point, 10-rebound, double-double in 38 minutes of play. The 10 boards tied her career high.

### SEASON BESTS

Pts: 27 (at Michigan, 11/23/19)  
 Rebs: 10 (at Fordham, 11/5/19)  
 FGM: 9, 2x (last at Michigan, 11/23/19)  
 FGA: 17 (vs Toledo, 11/20/19)  
 3FGM: 5 (at Michigan, 11/23/19)  
 3FGA: 9 (vs South Dakota State, 11/29/19)  
 FTM: 6 (vs Loyola MD, 11/8/19)  
 FTA: 7, 2x (last vs USF, 11/30/19)  
 Ast: 4 (vs Loyola MD, 11/8/19)  
 Blk: 1 (vs Loyola MD, 11/8/19)  
 Stl: 4, 2x (last at Michigan, 11/23/19)  
 Min: 39 (vs FGCU, 11/28/19)

### CAREER BESTS

Pts: 32 (vs Florida A&M, 11/17/15)  
 Rebs: 10, 2x (last at Fordham, 11/5/19)  
 FGM: 10, 2x (last vs Iona, 11/21/15)  
 FGA: 19, 2x (last at Virginia Tech, 1/2/17)  
 3FGM: 5, 3x (last at Michigan, 11/23/19)  
 3FGA: 12 (vs Louisville, 2/4/16)  
 FTM: 10 (vs Florida A&M, 11/17/15)  
 FTA: 10, 2x (last vs Jacksonville, 12/20/16)  
 Ast: 6 (vs Pacific, 11/25/15)  
 Blk: 1, 4x (last vs Loyola MD, 11/8/19)  
 Stl: 4, 3x (last at Michigan, 11/23/19)  
 Min: 45 (vs Pitt, 3/2/16)

### KEY STATISTICS

POINTS	REBOUNDS	FT%	STEALS
12.5	3.8	.714	1.5
4TH ON TEAM	4TH ON TEAM	2ND ON TEAM	4TH ON TEAM
		14TH IN ACC	

### SEASON

8.....	Double-Figure Scoring.....	48
1.....	20-Point Games.....	8
0.....	30-Point Games.....	1
1.....	Double-Doubles.....	2
1.....	Double-Figure Rebounds.....	2

### CAREER

### 2019-20 GAME-BY-GAME STATISTICS

Date	Opponent	GS	MIN	FG-A	3P-A	FT-A	RB	PF	A	TO	ST	BL	PTS
11/5	@ Fordham	*	38	3-9	0-2	4-6	3-7-10	2	0	1	1	0	10
11/8	Loyola MD	*	33	9-15	0-1	6-7	3-3-6	2	4	1	2	1	19
11/11	Tennessee	*	36	5-13	3-7	5-6	1-1-2	3	2	2	4	0	18
11/14	Michigan St	*	35	0-2	0-1	4-6	2-0-2	5	1	1	1	0	4
11/20	Toledo	*	37	6-17	0-3	0-0	2-4-6	1	2	1	1	0	12
11/23	@ Michigan	*	33	9-14	5-8	4-6	0-2-2	3	1	1	4	0	27
11/28	vs FGCU	*	39	2-7	0-2	0-0	0-4-4	2	0	4	0	0	4
11/29	vs South Dakota St	*	38	4-16	0-9	4-6	0-1-1	4	1	1	2	0	12
11/30	vs USF	*	37	6-16	1-7	4-7	1-3-4	1	1	1	1	0	17
12/4	Minnesota	*	35	4-7	0-1	4-4	1-1-2	0	0	2	0	0	12
12/8	@ UConn	*	30	1-7	0-3	0-0	0-3-3	2	0	2	1	0	2
12/11	DePaul												
12/29	Clemson												
1/2	@ Pittsburgh												
1/5	@ Syracuse												
1/9	Boston College												
1/12	NC State												
1/16	@ Duke												
1/19	Miami												
1/26	@ Virginia												
1/30	Louisville												
2/2	@ Georgia Tech												
2/6	@ Wake Forest												
2/9	Pittsburgh												
2/13	@ Boston College												
2/16	@ Louisville												
2/20	Virginia Tech												
2/23	Syracuse												
2/27	UNC												
3/1	@ Florida St												

### WALKER'S OVERALL CAREER STATISTICS

SEASON	TEAM	GP-GS	MIN/AVG	FG-FGA	FG%	3FG-FGA	3FG%	FT-FTA	FT%	OFF	DEF	TOT	AVG	PF-FO	AST	TO	BLK	STL	PTS	AVG
2015-16	UNC	32-31	1194/37.3	160-428	.374	48-180	.267	78-96	.813	31	86	117	3.7	66-0	79	91	2	35	446	13.9
2016-17	UNC	21-20	684/32.6	91-238	.382	39-115	.339	40-55	.727	24	54	78	3.7	48-1	42	45	1	24	261	12.4
2018-19	UNC	4-0	39/9.7	2-7	.286	1-1	1.000	5-6	.833	2	2	4	1.0	4-0	2	2	0	0	10	2.5
2019-20	ND	11-11	394/35.8	46-122	.377	10-47	.213	35-49	.714	12	30	42	3.8	25-1	12	17	1	17	137	12.5
<b>TOTAL FOR ND</b>		<b>11-11</b>	<b>394/35.8</b>	<b>46-122</b>	<b>.377</b>	<b>10-47</b>	<b>.213</b>	<b>35-49</b>	<b>.714</b>	<b>12</b>	<b>30</b>	<b>42</b>	<b>3.8</b>	<b>25-1</b>	<b>12</b>	<b>17</b>	<b>1</b>	<b>17</b>	<b>137</b>	<b>12.5</b>
<b>TOTAL</b>		<b>68-62</b>	<b>2311/34.0</b>	<b>299-795</b>	<b>.376</b>	<b>98-343</b>	<b>.286</b>	<b>158-206</b>	<b>.767</b>	<b>69</b>	<b>172</b>	<b>241</b>	<b>3.5</b>	<b>143-2</b>	<b>135</b>	<b>155</b>	<b>4</b>	<b>76</b>	<b>854</b>	<b>12.6</b>



# MIKKY VAUGHN 30

6-3 // JUNIOR // CENTER

PHILADELPHIA, PENNSYLVANIA

PAUL VI / FRIENDS' CENTRAL

## SEASON BESTS

Pts: 8 (at Fordham, 11/5/19)  
 Rebs: 9 (at Fordham, 11/5/19)  
 FGM: 3 (at Fordham, 11/5/19)  
 FGA: 6 (at Fordham, 11/5/19)  
 3FGM:  
 3FGA:  
 FTM: 2 (at Fordham, 11/5/19)  
 FTA: 3 (at Fordham, 11/5/19)  
 Ast: 4 (at Fordham, 11/5/19)  
 Blk:  
 Stl: 1 (at Fordham, 11/5/19)  
 Min: 20 (at Fordham, 11/5/19)

## CAREER BESTS

Pts: 12 (vs Harvard, 11/9/18)  
 Rebs: 11 (vs BCU, 3/23/19)  
 FGM: 6 (vs Harvard, 11/9/18)  
 FGA: 9 (vs Mount, 11/11/17)  
 3FGM:  
 3FGA:  
 FTM: 4 (vs Binghamton, 12/16/18)  
 FTA: 4, 3x (last vs Wake Forest, 1/13/19)  
 Ast: 4 (at Fordham, 11/5/19)  
 Blk: 4, 2x (last vs Wake Forest, 1/13/19)  
 Stl: 2, 2x (last vs Penn, 11/12/18)  
 Min: 24 (vs Binghamton, 12/16/18)

## UPDATE

• Made her first career start for the Irish in the season opener at Fordham. Vaughn was closing in on a double-double with eight points and nine boards in 20 minutes of action before being sidelined with a right knee injury. Vaughn also set a career high in assists with four.

• MRI results confirmed an ACL sprain in her right knee - opposite knee of what she tore in her freshman season. Continues to rehab in hopes of a return this season - could be as soon as ACC play.

## SEASON

0 ..... Double-Figure Scoring.....3  
 0 ..... Double-Figure Rebounds.....1


## CAREER

## 2019-20 GAME-BY-GAME STATISTICS

Date	Opponent	GS	MIN	FG-A	3P-A	FT-A	RB	PF	A	TO	ST	BL	PTS
11/5	@ Fordham	*	20	3-6	0-0	2-3	2-7-9	0	4	3	1	0	8
11/8	Loyola MD		DNP										
11/11	Tennessee		DNP										
11/14	Michigan St		DNP										
11/20	Toledo		DNP										
11/23	@ Michigan		DNP										
11/28	vs FGCU		DNP										
11/29	vs South Dakota St		DNP										
11/30	vs USF		DNP										
12/4	Minnesota		DNP										
12/8	@ UConn		DNP										
12/11	DePaul												
12/29	Clemson												
1/2	@ Pittsburgh												
1/5	@ Syracuse												
1/9	Boston College												
1/12	NC State												
1/16	@ Duke												
1/19	Miami												
1/26	@ Virginia												
1/30	Louisville												
2/2	@ Georgia Tech												
2/6	@ Wake Forest												
2/9	Pittsburgh												
2/13	@ Boston College												
2/16	@ Louisville												
2/20	Virginia Tech												
2/23	Syracuse												
2/27	UNC												
3/1	@ Florida St												

## VAUGHN'S OVERALL CAREER STATISTICS

SEASON	TEAM	GP-GS	MIN/AVG	FG-FGA	FG%	3FG-FGA	3FG%	FT-FTA	FT%	OFF	DEF	TOT	AVG	PF-FO	AST	TO	BLK	STL	PTS	AVG
2017-18	ND	6-0	79/13.2	23-37	.622	0-0	.000	2-6	.333	14	12	26	4.3	11-0	4	8	7	3	48	8.0
2018-19	ND	38-0	362/9.5	53-101	.525	0-0	.000	19-30	.633	41	49	90	2.4	48-1	7	25	24	10	125	3.3
2019-20	ND	1-1	20/20.3	3-6	.500	0-0	.000	2-3	.667	2	7	9	9.0	0-0	4	3	0	1	8	8.0
<b>TOTAL</b>		<b>45-1</b>	<b>462/10.3</b>	<b>79-144</b>	<b>.549</b>	<b>0-0</b>	<b>.000</b>	<b>23-39</b>	<b>.590</b>	<b>57</b>	<b>68</b>	<b>125</b>	<b>2.8</b>	<b>59-1</b>	<b>15</b>	<b>36</b>	<b>31</b>	<b>14</b>	<b>181</b>	<b>4.0</b>



# SAM BRUNELLE 33

6-2 // FRESHMAN // FORWARD

RUCKERSVILLE, VIRGINIA

WILLIAM MONROE

### SEASON BESTS

Pts: 19, 3x (last vs Minnesota, 12/4/19)  
 Rebs: 13 (vs Toledo, 11/20/19)  
 FGM: 9 (vs Minnesota, 12/4/19)  
 FGA: 18, 2x (last vs Minnesota, 12/4/19)  
 3FGM: 2, 4x (last vs USF, 11/30/19)  
 3FGA: 11 (vs Tennessee, 11/11/19)  
 FTM: 6 (vs Toledo, 11/20/19)  
 FTA: 10 (vs Toledo, 11/20/19)  
 Ast: 3, 4x (last vs Minnesota, 12/4/19)  
 Blk: 3, 2x (last vs Toledo, 11/20/19)  
 Stl: 2, 2x (last vs Toledo, 11/20/19)  
 Min: 39 (at Michigan, 11/23/19)

### CAREER BESTS

Pts: 19, 3x (last vs Minnesota, 12/4/19)  
 Rebs: 13 (vs Toledo, 11/20/19)  
 FGM: 9 (vs Minnesota, 12/4/19)  
 FGA: 18, 2x (last vs Minnesota, 12/4/19)  
 3FGM: 2, 4x (last vs USF, 11/30/19)  
 3FGA: 11 (vs Tennessee, 11/11/19)  
 FTM: 6 (vs Toledo, 11/20/19)  
 FTA: 10 (vs Toledo, 11/20/19)  
 Ast: 3, 4x (last vs Minnesota, 12/4/19)  
 Blk: 3, 2x (last vs Toledo, 11/20/19)  
 Stl: 2, 2x (last vs Toledo, 11/20/19)  
 Min: 39 (at Michigan, 11/23/19)

### KEY STATISTICS

POINTS	REBOUNDS	BLOCKS	D-REB
13.0	6.5	1.2	5.4
4TH ON TEAM	2ND ON TEAM	LEADS TEAM 12TH IN ACC	2ND ON TEAM 12TH IN ACC

### UPDATE

- Started all 11 games, averaging 32.6 minutes.
- Became the first player to start her Irish career with seven double-digit scoring performances - previous record was four.
- Left UConn (12/8) game early in third quarter with a right knee injury.
- Tied her career high of 19 points for the third time this season against Minnesota (12/4). Brunelle produced yet another late surge, scoring seven of her points in the fourth quarter.
- Notched her second double-double with an 11-point, 12-rebound performance against FGCU (11/28). All 12 boards were defensive rebounds, which marked a career best for that category.
- Brunelle helped spearhead the Irish to victory at No. 21 Michigan (11/23), recording a stretch in which she scored 9 of the team's next 11 points in the fourth quarter, totaling 12 for the game.
- Logged her first double-double of her career with 19 points and 13 rebounds against Toledo (11/20).
- Brunelle almost rallied the Irish back against the No. 16 Spartans (11/14), scoring 11 of her season high 19 points in the fourth quarter.
- Peoples and Brunelle became the first pair of freshmen starters for a season opener since Teresa Borton & Jacqueline Batteast started the 2001-02 season opener.
- Impressive debut for the freshman at Fordham, co-leading the Irish in scoring with 14 points, including a pair of threes and a 4-for-4 day from the line. It marked the first time a freshman lead the team in scoring in a season opener since Bri Turner shattered the program record for points in an opener with 29 in 2015.
- A 6-2 forward who doubles as Notre Dame's biggest threat from beyond the arc. Last spring, Brunelle won the three-point shooting contest at the McDonald's All-America game. Currently ranks 46th in the nation in three-point attempts with 56.
- Fun Fact: Wants to go into broadcasting - already hosting a segment in the Muffet McGraw Radio Show this year.

### SEASON

### CAREER

9.....	Double-Figure Scoring.....	9
2.....	Double-Figure Rebounds.....	2
2.....	Double-Doubles.....	2

### 2019-20 GAME-BY-GAME STATISTICS

Date	Opponent	GS	MIN	FG-A	3P-A	FT-A	RB	PF	A	TO	ST	BL	PTS
11/5	@ Fordham	*	33	4-12	2-6	4-4	2-3-5	3	3	5	2	0	14
11/8	Loyola MD	*	34	6-15	0-5	0-0	3-6-9	1	3	4	0	2	12
11/11	Tennessee	*	32	6-18	2-11	2-2	1-2-3	4	0	3	1	0	16
11/14	Michigan St	*	37	7-13	2-6	3-6	1-7-8	1	3	2	1	3	19
11/20	Toledo	*	37	6-12	1-6	6-10	3-10-13	2	0	2	2	3	19
11/23	@ Michigan	*	39	5-11	1-5	1-2	1-3-4	4	2	2	1	2	12
11/28	vs FGCU	*	30	4-12	1-5	2-4	0-12-12	5	2	3	0	1	11
11/29	vs South Dakota St	*	27	1-7	1-4	4-4	0-2-2	3	0	0	0	0	7
11/30	vs USF	*	33	4-13	2-5	0-0	1-3-4	3	1	1	0	0	10
12/4	Minnesota	*	38	9-18	0-3	1-1	0-6-6	4	3	5	0	2	19
12/8	@ UConn	*	19	2-10	0-3	0-0	1-5-6	1	2	2	0	0	4
12/11	DePaul												
12/29	Clemson												
1/2	@ Pittsburgh												
1/5	@ Syracuse												
1/9	Boston College												
1/12	NC State												
1/16	@ Duke												
1/19	Miami												
1/26	@ Virginia												
1/30	Louisville												
2/2	@ Georgia Tech												
2/6	@ Wake Forest												
2/9	Pittsburgh												
2/13	@ Boston College												
2/16	@ Louisville												
2/20	Virginia Tech												
2/23	Syracuse												
2/27	UNC												
3/1	@ Florida St												

### BRUNELLE'S OVERALL CAREER STATISTICS

SEASON	TEAM	GP-GS	MIN/AVG	FG-FGA	FG%	3FG-FGA	3FG%	FT-FTA	FT%	OFF	DEF	TOT	AVG	PF-FO	AST	TO	BLK	STL	PTS	AVG
2019-20	ND	11-11	359/32.6	54-141	.383	12-59	.203	23-33	.697	13	59	72	6.5	31-1	19	29	13	7	143	13.0
<b>TOTAL</b>		<b>11-11</b>	<b>359/32.6</b>	<b>54-141</b>	<b>.383</b>	<b>12-59</b>	<b>.203</b>	<b>23-33</b>	<b>.697</b>	<b>13</b>	<b>59</b>	<b>72</b>	<b>6.5</b>	<b>31-1</b>	<b>19</b>	<b>29</b>	<b>13</b>	<b>7</b>	<b>143</b>	<b>13.0</b>



# KATIE KEYES

# 40

5-11 // FRESHMAN // FORWARD

RIDGEWOOD, NEW JERSEY

RIDGEWOOD

## SEASON BESTS

Pts:  
Rebs:  
FGM:  
FGA:  
3FGM:  
3FGA:  
FTM:  
FTA:  
Ast:  
Blk:  
Stl:  
Min: 1 (vs Loyola MD, 11/8/19)

## CAREER BESTS

Pts:  
Rebs:  
FGM:  
FGA:  
3FGM:  
3FGA:  
FTM:  
FTA:  
Ast:  
Blk:  
Stl:  
Min: 1 (vs Loyola MD, 11/8/19)

## UPDATE

- 1-of-3 walk-ons added to this year's team - 4 walk-ons in total.
- Made her Irish debut against Loyola MD in the final minute of action.
- Daughter of Karen & Kevin Keyes – Karen (Robinson) graduated the NDWBB program as the all-time leading scorer in 1991.

## 2019-20 GAME-BY-GAME STATISTICS

Date	Opponent	GS	MIN	FG-A	3P-A	FT-A	RB	PF	A	TO	ST	BL	PTS
11/5	@ Fordham	DNP											
11/8	Loyola MD	1		0-0	0-0	0-0	0	0	0	1	0	0	0
11/11	Tennessee	DNP											
11/14	Michigan St	DNP											
11/20	Toledo	DNP											
11/23	@ Michigan	DNP											
11/28	vs FGCU	DNP											
11/29	vs South Dakota St	DNP											
11/30	vs USF	DNP											
12/4	Minnesota	DNP											
12/8	@ UConn	DNP											
12/11	DePaul												
12/29	Clemson												
1/2	@ Pittsburgh												
1/5	@ Syracuse												
1/9	Boston College												
1/12	NC State												
1/16	@ Duke												
1/19	Miami												
1/26	@ Virginia												
1/30	Louisville												
2/2	@ Georgia Tech												
2/6	@ Wake Forest												
2/9	Pittsburgh												
2/13	@ Boston College												
2/16	@ Louisville												
2/20	Virginia Tech												
2/23	Syracuse												
2/27	UNC												
3/1	@ Florida St												

## KEYES' OVERALL CAREER STATISTICS

SEASON	TEAM	GP-GS	MIN/AVG	FG-FGA	FG%	3FG-FGA	3FG%	FT-FTA	FT%	OFF	DEF	TOT	AVG	PF-FO	AST	TO	BLK	STL	PTS	AVG
2019-20	ND	1-0	1/1.5	0-0	.000	0-0	.000	0-0	.000	0	0	0	0.0	0-0	0	1	0	0	0	0.0
<b>TOTAL</b>		<b>1-0</b>	<b>1/1.5</b>	<b>0-0</b>	<b>.000</b>	<b>0-0</b>	<b>.000</b>	<b>0-0</b>	<b>.000</b>	<b>0</b>	<b>0</b>	<b>0</b>	<b>0.0</b>	<b>0-0</b>	<b>0</b>	<b>1</b>	<b>0</b>	<b>0</b>	<b>0</b>	<b>0.0</b>



## LAST TIME NOTRE DAME ...

## SCORING

Player scored 25 points	Destinee Walker (27) at Michigan, 11/23/19
Player scored 30 points	Arike Ogunbowale (31) vs Baylor, 4/7/19 (Tampa)
Player scored 35 points	Jessica Shepard (39) vs DePaul, 12/17/17
Player scored 40 points	Jewell Loyd (41) at DePaul, 12/10/14
Player came off bench and scored 20 points	Jackie Young (22), vs. Virginia, 3/3/19
Two players scored 20 points	Arike Ogunbowale (31) & Marina Mabrey (21), vs Baylor, 4/7/19 (Tampa)
Three players scored 20 points	Jessica Shepard (30), Jackie Young (21), Brianna Turner (20) vs Louisville, 3/10/19 (Greensboro, N.C.)
Three players scored 20 points/consecutive games	Arike Ogunbowale (30), Jessica Shepard (24), Marina Mabrey (23) vs CSUN, 3/16/18; Arike Ogunbowale (24), Jessica Shepard (25), Jackie Young (24) vs. Villanova, 3/18/18
Two players scored 25 points	Arike Ogunbowale (27) & Jessica Shepard (26) vs FSU, 2/10/19
Player scored 25 points/consecutive games	Arike Ogunbowale (27 vs. Georgia Tech, 2/11/18; 27 at Virginia, 2/15/18)
None in double figures	at Seton Hall, 2/8/04
One in double figures	Brianna Turner (25) vs. Duke, 1/26/17
Six in double figures	Arike Ogunbowale (13), Brianna Turner (14), Jessica Shepard (18), McKayla Vaughn (10), Marina Mabrey (21), Jackie Young (21) vs Binghamton, 12/16/18
Seven in double figures	See eight in double figures
Eight in double figures	Devereaux Peters (20), Natalie Achonwa (19), Kaila Turner (14), Natalie Novosel (13), Skylar Diggins (11), Brittany Mallory (11), Kayla McBride (11) and Markisha Wright (11) vs Pittsburgh, 1/17/12
ND scored 55 points/half	58 (2nd half) vs Stanford, 4/1/19 (Chicago)
ND scored 60 points/half	60 (1st half) vs Pitt, 1/3/19
ND scored 50 points in both halves	50 (1st) & 53 (2nd) vs. Harvard, 11/9/18
ND scored 100 points/game	103 vs Virginia, 3/3/19
ND scored 100 points/home game	See 100 points
ND scored 100 points/neutral site	100 vs. Duquesne, 12/1/13 (@ Toronto, Ontario)
ND scored 100 points/conference game	103 vs Virginia, 3/3/19
ND scored fewer than 15 points/half	11 (1st half) at West Virginia, 1/13/08
ND scored fewer than 20 points/half	17 (1st half) at Connecticut, 4/1/18
ND scored fewer than 50 points/game	44 at Connecticut, 3/8/10

## FIELD GOAL SHOOTING

Player made every shot from the field (min. 7)	Jessica Shepard (8-8) vs Binghamton, 12/16/18
ND shot 55 percent/consecutive games	56.7 (38-67) at Syracuse, 2/25/19; 55.1 (38-69) vs Virginia, 3/3/19, 58.0 (40-69) vs North Carolina, 3/8/19 (Greensboro, N.C.)
ND shot 60 percent/game	61.4 (35-57) vs Lehigh, 12/30/18
ND shot 65 percent/game	69.8 (37-53) vs WKU, 12/19/18
ND shot 70 percent/game	70.2 (40-57) at Mercer, 12/30/11
ND shot below 25 percent/game	24.5 (13-53) at West Virginia, 1/13/08
ND shot below 30 percent/game	29.7 (22-74) vs. Connecticut, 4/7/13 (@ New Orleans, La.)
ND shot below 35 percent/game	34.5 (20-58) vs. Toledo, 11/20/19
ND shot below 35 percent/game and won	34.5 (20-58) vs. Toledo, 11/20/19
ND shot 65 percent/half	69.2 (18-26) at Syracuse, 2/25/19
ND shot 70 percent/half	See 75
ND shot 75 percent or greater/half	.758 (22-29), 2nd half at Clemson, 1/31/19
ND shot below 25 percent/half	24.0 (6-25), 1st half at Miami, 1/8/15
ND shot below 30 percent/half	25.9 (7-27), 1st half vs South Dakota State, 11/29/19

## THREE-POINT SHOOTING

Player made 4 three-pointers/half	See 5/half
Player made 5 three-pointers/half	Marina Mabrey (1st half) vs Texas A&M, 3/24/18 (Spokane, Wash.)
Player made 5 three-pointers	Destinee Walker at Michigan, 11/23/19
Player made 6 three-pointers	Arike Ogunbowale vs Virginia, 3/3/19
Player made 7 three-pointers	Marina Mabrey vs Texas A&M, 3/24/18 (Spokane, Wash.)
Player made 8 three-pointers	Sheila McMillen vs. St. John's, 2/28/98 (@ Piscataway, N.J.)
Player attempted 10 three-pointers	Sam Brunelle (11) vs Tennessee, 11/11/19
ND made 10 three-pointers	13 vs Virginia, 3/3/19
ND did not make a three-pointer	vs. Saint Joseph's (Pa.), 12/21/14
ND attempted 20 three-pointers	25 at UConn, 12/8/19
ND shot 60 percent 3FG (min. 5 att.)	66.7 (8-12) vs WKU, 12/19/18

## FREE-THROW SHOOTING

Player made 10 free-throws	Arike Ogunbowale (12) vs Louisville, 1/10/19
Player made 15 free-throws	Jewell Loyd (15) at DePaul, 12/10/14
Player attempted 15 free-throws	Brianna Turner (16) at North Carolina, 1/15/15
Player made 10 for 10 or better	12-12 by Arike Ogunbowale vs Louisville, 1/10/19
ND shot 90 percent (min. 10 att.)	90.9 (10-11) vs Minnesota, 12/4/19
ND shot below 50 percent (min. 10 att.)	46.7 (7-15) at Georgia Tech, 1/6/19
ND made 30 free-throws	31 (attempted 46) vs. UCLA, 11/28/15 (@ Freeport, Bahamas)
ND made fewer than five FTs	4 (attempted 7) vs. Wake Forest, 1/5/17
ND attempted 40 free-throws	46 (made 31) vs. UCLA, 11/28/15 (@ Freeport, Bahamas)
ND attempted fewer than five FTs	2 (made 2) at Connecticut, 3/8/10

## REBOUNDS

Player had 15 rebounds	
Player had 20 rebounds	
Two players had double-figure rebounds	
Three players had double-figure rebounds	
ND had 50 rebounds	
ND had 25 offensive rebounds	
ND had 30 offensive rebounds	

Brianna Turner (15) vs UConn, 4/5/19 (Tampa)
Natalie Achonwa (20) vs. South Florida, 3/10/13 (@ Hartford, Conn.)
Brianna Turner (12) & Jessica Shepard (10), vs Baylor, 4/7/19 (Tampa)
Jessica Shepard (12), Kathryn Westbeld (10), and Jackie Young (10) vs Marquette, 12/20/17
50 vs Loyola Maryland, 11/8/19
25 vs Iowa, 11/29/18
30 vs Longwood, 12/28/11

## DOUBLE-DOUBLES

Points & rebounds/3 consecutive games	
Points & rebounds/4 consecutive games	

See 4
Jessica Shepard (24/14) vs Texas A&M, 3/30/19; (11/14) vs Stanford, 4/1/19; (20/13) vs UConn, 4/5/19; (11/10) vs Baylor, 4/7/19
Jessica Shepard (17/10) vs Florida State, 3/3/18; (23/10) vs Louisville, 3/4/18; (24/10) vs CSUN, 3/16/18; (25/10) vs Villanova, 3/18/18; (13/10) vs Texas A&M, 3/24/18 (Spokane, Wash.)
Marina Mabrey (12/12) vs UConn, 4/5/19 (Tampa)

Points & rebounds/5 consecutive games	
---------------------------------------	--

Points & assists	
Rebounds & assists	
Points & assists/consecutive games	
Two players had double-doubles	

Lindsay Allen (11/10) vs. Virginia 1/29/17
Niele Ivey (12/10) at Valparaiso, 11/17/00; (14/11) vs. Arizona, 11/20/00
Jessica Shepard (11p/10r) & Brianna Turner (12p/12r) vs Baylor, 4/7/19 (Tampa)
Jessica Shepard (20p/13r), Brianna Turner (15p/15r), Marina Mabrey (12p/12a), vs UConn, 4/5/19 (Tampa)
Jessica Shepard (20p/13r) vs UConn, 4/5/19 (Tampa)
Jessica Shepard vs Louisville, 3/10/19 (Greensboro, N.C.)
Jewell Loyd (41/12) vs DePaul, 12/10/14
Brianna Turner (15p/15r) vs UConn, 4/5/19 (Tampa)
Natalie Achonwa (20/20) vs. South Florida, 3/10/13 (@ Hartford, Conn.)

## TRIPLE DOUBLES (8 in school history)

Jackie Young (22p/10r/11a) vs Virginia, 3/3/19
Jackie Young (16p/12r/10a) at Tennessee, 1/24/19
Lindsay Allen (11p/11r/12a) at Chattanooga, 12/27/16
Marina Mabrey (18p/10a/12s) at Valparaiso, 11/23/15
Skylar Diggins (17p/10r/10a) at DePaul, 2/24/13
Skylar Diggins (22p/10r/11a) vs. Maryland, 3/27/12 (@ Raleigh, N.C.)
Sara Liebscher (17p/12r/10a) vs. Detroit, 2/15/90
Mary Gavin (11p/14a/10s) vs. Marquette, 1/31/87

## ASSISTS

Player had 10 assists	
Player had 10 assists/consecutive games	
Player had 15 assists	
ND had 30 assists	
ND had fewer than 10 assists	
ND had fewer than 5 assists	

Marina Mabrey (12), vs UConn, 4/5/19 (Tampa)
Jackie Young - 12 at Syracuse, 2/25/19; 11 vs Virginia, 3/3/19
Mary Gavin (17) at Marquette, 2/28/87
30 at Georgia Tech, 1/6/19
8 vs Toledo, 11/20/19
3 vs. Villanova, 3/8/09 (@ Hartford, Conn.)

## BLOCKED SHOTS

Player blocked 5 shots	
Player blocked 6 shots	
Player blocked 7 shots	
Player blocked 10 shots	
ND blocked 10 shots	
ND blocked 15 shots	
ND blocked 0 shots	

Brianna Turner (5) vs UConn, 4/5/19
Jessica Shepard (6) at Penn, 12/9/17
Brianna Turner (7) vs. Boston College, 2/23/17
Amanda Barksdale (11) vs. Boston College, 2/10/02
12 vs WKU, 12/19/18
16 vs. Boston College, 2/10/02
vs. Boston College, 1/14/18

## STEALS

Player had 5 steals	
Player had 10 steals	
ND had 20 steals	

Marta Sniezek (5) at Michigan, 11/23/19
Marina Mabrey (12) at Valparaiso, 11/23/15
21 vs. Saint Francis (Pa.), 12/31/12

## TURNOVERS

ND committed 25 or more	
ND committed 25 or more and won	
ND committed 30 or more	
ND committed 10 or fewer	
ND committed 10 or fewer/consecutive games	
ND committed 5 or fewer	

25 vs Florida Gulf Coast, 11/28/19
See 25 or more
30 at West Virginia, 2/22/11
10 vs South Dakota State, 11/29/19
9 vs Texas A&M, 3/30/19 (Chicago); 7 vs Stanford, 4/1/19 (Chicago); 9 vs UConn, 4/5/19 (Tampa); 10 vs Baylor, 4/7/19 (Tampa)
5 vs. Louisville, 3/4/17 (@ Conway, S.C.)



## MISCELLANEOUS

Led team in points/rebounds/assists  
Hit "final minute" game-winning shot  
Four-point play  
Made shot from midcourt or beyond  
Played every minute  
Played more than 40 minutes  
ND rallied from 10-point deficit to win  
ND rallied from 15-point deficit to win  
ND rallied from 20-point deficit to win  
ND scored 20 straight points  
ND scored 25 straight points  
ND scored 30 straight points

Jackie Young (18p/13r/5a) vs Syracuse, 3/9/19  
Arike Ogunbowale (OT - 0:01), vs UConn, 3/30/18 (Columbus, Ohio);  
Arike Ogunbowale (4Q - 0:01), vs Mississippi State, 4/1/18 (Columbus, Ohio).  
Madison Cable (9:52, 2nd half) vs. Wake Forest, 2/1/15  
Arike Ogunbowale (50 feet at 0:00, 2nd half) vs. Louisville, 3/4/18  
Marta Sniezek at UConn, 12/8/19  
Marina Mabrey & Arike Ogunbowale vs UConn in OT (45 min), 3/30/18 (Columbus, Ohio)  
Trailed Michigan, 33-22 (6:25 - 2nd), won 76-72, 11/23/19  
Trailed Mississippi State, 40-25 (6:41, 3rd), won 61-58, 4/1/18 (Columbus, Ohio)  
Trailed vs Tennessee, 37-14 (7:03 - 2nd); won 84-70, 1/18/18  
22-0 run vs. Duke, 2/21/19  
25-0 run vs. Bethune-Cookman, 3/23/19  
36-0 run vs. Southeast Missouri State, 1/2/11

## OVERTIME

ND played an OT game  
ND played multiple overtimes  
ND won an OT game  
ND won an OT game at home  
ND won an OT game on the road  
ND lost an OT game

vs UConn (W, 91-89), 3/30/18 (Columbus, Ohio)  
vs. Connecticut (W, 96-87, 3ot), 3/4/13  
vs UConn (W, 91-89), 3/30/18 (Columbus, Ohio)  
See played an OT game  
vs UConn (W, 91-89), 3/30/18 (Columbus, Ohio)  
vs. UCLA (L, 86-83, 2ot), 11/18/10

## RANKINGS

Played the No. 1 team in the AP poll  
Played the No. 1 team in the WBCA/USA Today poll  
Defeated top-5 opponent  
Defeated top-10 opponent  
Defeated top-10 opponent at home  
Defeated top-10 opponent on the road  
Defeated top-10 opponent by double digits

vs Baylor (L, 82-81), 4/7/19 (Tampa)  
vs Baylor (L, 82-81), 4/7/19 (Tampa)  
vs #3 Louisville (W, 99-79), 3/10/19 (Greensboro, N.C.)  
vs #6 Stanford (W, 84-68), 4/1/19 (Chicago, Ill.)  
#2 Louisville (W, 82-68), 1/10/19  
#10 NC State (W, 95-72), 2/18/19  
s #6 Stanford (W, 84-68), 4/1/19 (Chicago, Ill.)

## SCORING MARGINS

ND won by 40-plus points  
ND won by 50-plus points  
ND won by 60-plus points  
ND won by 70-plus points  
ND lost by 10-19 points  
ND lost by 10-19 at home  
ND lost by 10-19 points on the road  
ND lost by 10-19 points at a neutral site  
ND lost by 20-29 points  
ND lost by 20-29 points at home  
ND lost by 20-29 points on the road  
ND lost by 30-plus points

42 --- ND 92, Bethune-Cookman 50, 3/23/19  
50 --- ND 97, Boston College 47, 2/13/19  
60 --- at ND 114, Valparaiso 54, 12/4/16  
75 --- at ND 104, Holy Cross 29, 11/23/14  
11 --- Tennessee 74, ND 63, 11/11/19  
11 --- Tennessee 74, ND 63, 11/11/19  
10 --- at Connecticut 91, ND 81, 12/5/15  
10 --- Connecticut 63, ND 53, 4/7/15 (@ Tampa, Fla.)  
24 --- at Connecticut 81, ND 57, 12/8/19  
25 --- Connecticut 76, at ND 51, 3/1/10  
24 --- at Connecticut 81, ND 57, 12/8/19  
33 --- at Louisville 100, ND 67, 1/11/18

## LAST TIME OPPONENT ...

## SCORING

Player scored 25 points  
Player scored 30 points  
Player scored 35 points  
Two players scored 20 points  
Three players scored 20 points  
Two players scored 25 points  
None in double figures  
Five in double figures  
Six in double figures  
Scored 50 points/half  
Scored 55 points/half  
Scored 60 points/half  
Scored 100 points/game  
Scored 100 points/non-conference game  
Scored fewer than 15 points/half  
Scored fewer than 20 points/half  
Scored fewer than 40 points/game

Megan Walker (26), UConn, 12/8/19  
Rennia Davis (33), Tennessee, 11/11/19  
Chennedy Carter (35), Texas A&M, 3/30/19 (Chicago)  
Chloe Jackson (26) & Kalani Brown (20), Baylor, 4/7/19 (Tampa)  
Channon Fluker (25), Destiny Brooks (24) and Tessa Boagni (23), CSUN, 3/16/18  
Brittney Griner (32) and Odyssey Sims (25) at Baylor, 11/20/11 vs Pitt, 1/3/19  
Gabby Williams (12), Napheesa Collier (24), Kia Nurse (10), Katie Lou Samuelson (16) and Azura Stevens (19), vs UConn, 3/30/18 (Columbus, Ohio)  
Erika Davenport (19), Danielle King (12), Natisha Hiedeman (12), Allazia Blockton (20), Amani Wilborn (10), Isabelle Spingola (12), Marquette, 12/20/17  
52 (1st half), at UConn, 12/8/19  
56 (1st half), at Louisville, 1/11/18  
63 (2nd half), Northwestern State, 3/24/95 (@ Amarillo, Texas)  
100, at Louisville, 1/11/18  
103, Northwestern State, 3/24/95 (@ Amarillo, Texas)  
13 (1st half), Georgia Tech, 2/3/19  
18 (2nd half), Toledo, 11/20/19  
37, vs Clemson, 1/21/18

## FIELD GOAL SHOOTING

Shot 55 percent/game  
Shot 60 percent/game  
Shot below 20 percent/game  
Shot below 25 percent/game  
Shot below 30 percent/game  
Shot 55 percent/half  
Shot 60 percent/half  
Shot 65 percent/half  
Shot 70 percent/half  
Shot below 20 percent/half  
Shot below 25 percent/half

56.9 (29-51), vs Tennessee, 1/18/18  
65.1 (41-63), at Louisville, 1/11/18  
18.6 (11-59), Holy Cross, 11/23/14  
24.1 (14-58), at Georgia Tech, 1/2/17  
28.6 (18-63), Wake Forest, 1/13/19  
58.8 (20-34), 1st half, vs Oregon, 3/26/18 (Spokane, Wash.)  
62.5 (20-32), 1st half vs Baylor, 4/7/19 (Tampa)  
68.2 (15-22), 2nd half by Texas A&M, 4/5/11 (@ Indianapolis, Ind.)  
71.8 (23-32), 1st half at Louisville, 1/11/18  
14.7 (5-34), 1st half vs Georgia Tech, 2/3/19  
21.2 (7-33), 2nd half, at Michigan, 11/23/19

## THREE-POINT SHOOTING

Player made 5 three-pointers  
Player made 6 three-pointers  
Player made 7 or more three-pointers  
Player attempted 10 three-pointers  
Made 10 three-pointers  
Did not make a three-pointer  
Attempted 30 three-pointers  
Shot 50 percent 3FG (min. 5 att.)  
Shot 60 percent 3FG (min. 5 att.)

See 6  
Gadiva Hubbard, Minnesota, 12/4/19  
Chennedy Carter (7), Texas A&M, 3/30/19 (Chicago)  
Gadiva Hubbard (6-13), Minnesota, 12/4/19  
10, vs Stanford, 4/1/19  
Duke, 2/16/15  
32, Minnesota, 12/4/19  
50.0 (10-20) vs Duke, 2/21/19  
64.7 (11-17) at Louisville, 1/11/18

## FREE-THROW SHOOTING

Player made 10 free-throws  
Player made 15 free-throws  
Player attempted 15 free-throws  
Player made 10 for 10 or better  
Shot 90 percent (min. 10 att.)  
Shot below 50 percent (min. 10 att.)  
Made 30 free-throws  
Made 5 or fewer FTs  
Attempted 40 free-throws  
Attempted fewer than five FTs

Asia Durr (10), Louisville, 1/10/19  
Nok Duany (15) at Georgetown, 2/23/02  
Brittany Hrynok (16) at DePaul, 12/10/14  
Allisha Gray (10-10) at North Carolina, 1/15/15  
90.9 (10-11), at N.C. State, 2/18/19  
50.0 (6-12), Loyola Maryland, 11/8/19  
32 (attempted 37), Illinois, 11/24/98  
4 (attempted 5), Toledo, 11/20/19  
45 (made 28), at South Florida, 1/13/07  
5 (made 4), Toledo, 11/20/19

## REBOUNDS

Player had 15 rebounds  
Player had 20 rebounds  
Two players had double-figure rebounds  
Three players had double-figure rebounds  
Had 50 rebounds  
Out-rebounded ND by 10 or more

Naz Hillmon (16) at Michigan, 11/23/19  
Wendy Scholtens (20) at Vanderbilt, 1/8/89  
Megan Walker (13) & Olivia Nelson-Ododa (10), at UConn, 12/8/19  
Aurora Adams (16), Brenda McCunn (11) and Paula Langseth (10), Hawaii, 3/22/81 (@ Anchorage, Alaska)  
53, South Dakota State, 11/29/19  
16, at UConn, 12/8/19

## DOUBLE-DOUBLES

Points & assists  
Points & steals  
Two players had double-doubles  
Three players had double-doubles

Paris Kea (30p/10a) at North Carolina, 1/27/19  
Alexis Jones (16/10) at Duke, 2/2/14  
Megan Walker (26p/13r) & Olivia Nelson-Ododa (16p/10r), at UConn, 12/8/19  
Mary Raese (24p/10r), Mary Westerwelle (11p/10r) and Netra McGrew (10p/10a), Idaho, 3/21/86 (@ Amarillo, Texas)  
Taiye Bello (16p/16r), Minnesota, 12/4/19  
Megan Walker (26p/13r), at UConn, 12/8/19  
Wendy Scholtens (29/20) at Vanderbilt, 1/8/89  
Myisha Hines-Allen (31/12) at Louisville, 1/11/18

## TRIPLE-DOUBLES

Points, rebounds, assists  
Points, rebounds, steals

Liad Suez-Karni (14p/10r/10a), Villanova, 2/7/06  
Diana Vines (23p/11r/12s) at DePaul, 1/24/89

## ASSISTS

Player had 10 assists  
Player had 15 assists  
Had 25 assists  
Had 30 assists  
Had fewer than 10 assists  
Had 5 or fewer assists

Paris Kea (10), at North Carolina, 1/27/19  
Veronica Pettry (16) at Loyola-Chicago, 2/18/89  
25, at Louisville, 1/11/18  
30 at Loyola-Chicago, 2/18/89  
9, vs Mississippi State, 4/1/18 (Columbus, Ohio)  
5, vs ETSU, 11/24/17 (@ Estero, Fla.)

## BLOCKED SHOTS

Player blocked 5 shots  
Blocked 10 shots  
Blocked 15 shots  
Blocked 0 shots

Taiye Bello (5), Minnesota, 12/4/19  
12, Tennessee, 11/11/19  
16 at Connecticut, 1/27/07  
Binghamton, 12/16/18





**STEALS**

Player had 5 steals	J'Kyra Brown, Virginia, 1/29/17
Player had 6 steals	see player had seven steals
Player had 7 steals	Kala Green, North Carolina A&T, 3/19/16
Player had 10 steals	Alexis Jones at Duke, 2/2/14
Had 15 steals	16 at Duke, 2/2/14
Had 20 steals	24, Georgetown, 1/29/00

**TURNOVERS**

Player committed 10 turnovers	Samantha Logic (11) at Iowa, 3/26/13
Committed 20 turnovers or more and won	22, South Dakota State, 11/29/19
Committed 25 turnovers or more	28, vs Tennessee, 11/11/19
Committed 30 turnovers or more	31 vs. Valparaiso, 12/4/16
Committed 35 turnovers or more	35, Connecticut, 3/4/13
Committed 40 turnovers or more	46, Akron, 11/11/11
Committed 10 turnovers or fewer	9, Minnesota, 12/4/19
Committed 5 turnovers or fewer	5, Oregon, 3/26/18 (Spokane, Wash.)

**MISCELLANEOUS**

Led team in points/rebounds/assists	Nicki Ekhomu (26p/8r/6a), Florida State, 2/10/19
Four-point play	Tori Jankoska (2:44, 1st quarter) at Michigan State, 12/20/16
Hit "final minute" game-winning shot	Chloe Jackson (0:05 left), Baylor, 4/7/19 (Tampa)
Played every minute	Destiny Pitts, Minnesota, 12/4/19
Played more than 40 minutes	Kia Nurse (45) & Katie Lou Samuelson (45), UConn, 3/30/18 (Columbus, Ohio)
Rallied from 10-point deficit to win	at UConn, 12/3/17 (ND led by 12, 42-30, 1:15 left in 2nd quarter. UConn won, 80-71)
Led ND by 10 or more at halftime	See 15 or more
Led ND by 15 or more at halftime	27 at UConn (52-25), 12/8/19
Led ND by 25 or more points	34 at UConn (59-25 at 6:09 in 3Q), 1/11/18



## NOTRE DAME HIGHS

## OPPONENT HIGHS



2019-20 Notre Dame Women's Basketball  
Team High/Low Analysis  
All games



2019-20 Notre Dame Women's Basketball  
Team High/Low Analysis  
All games

### Notre Dame - Game Highs

<b>POINTS</b>	84	Loyola Maryland (11/08/2019)
	76	at Michigan (11/23/2019)
	69	Michigan St. (11/14/2019)
	67	Minnesota (12/04/2019)
	67	vs South Fla. (N) (11/30/2019)
<b>FIELD GOALS MADE</b>	33	Loyola Maryland (11/08/2019)
	28	Minnesota (12/04/2019)
	28	at Michigan (11/23/2019)
<b>FIELD GOAL ATTEMPTS</b>	70	Tennessee (11/11/2019)
	68	Loyola Maryland (11/08/2019)
<b>FIELD GOAL PERCENTAGE</b>	.500 (28-56)	at Michigan (11/23/2019)
	.485 (33-68)	Loyola Maryland (11/08/2019)
<b>3 PT FG MADE</b>	7	Tennessee (11/11/2019)
	6	vs South Fla. (N) (11/30/2019)
	6	at Michigan (11/23/2019)
<b>3 PT FG ATTEMPTS</b>	25	at UConn (12/08/2019)
	25	Tennessee (11/11/2019)
<b>3 PT FG PERCENTAGE</b>	.400 (6-15)	vs South Fla. (N) (11/30/2019)
	.375 (3-8)	Michigan St. (11/14/2019)
<b>FREE THROWS MADE</b>	20	at Fordham (11/05/2019)
	18	Michigan St. (11/14/2019)
<b>FREE THROW ATTEMPTS</b>	33	at Fordham (11/05/2019)
	31	Michigan St. (11/14/2019)
<b>FREE THROW PERCENTAGE</b>	.909 (10-11)	Minnesota (12/04/2019)
	.708 (17-24)	Loyola Maryland (11/08/2019)
<b>REBOUNDS</b>	50	Loyola Maryland (11/08/2019)
	42	at Fordham (11/05/2019)
<b>ASSISTS</b>	19	Loyola Maryland (11/08/2019)
	18	Minnesota (12/04/2019)
<b>STEALS</b>	17	at Michigan (11/23/2019)
	13	Tennessee (11/11/2019)
<b>BLOCKED SHOTS</b>	8	Michigan St. (11/14/2019)
	7	Loyola Maryland (11/08/2019)
<b>TURNOVERS</b>	25	vs FGCU (N) (11/28/2019)
	21	at Fordham (11/05/2019)
<b>FOULS</b>	26	at Michigan (11/23/2019)
	22	Tennessee (11/11/2019)

### Opponent - Game Highs

<b>POINTS</b>	81	at UConn (12/08/2019)
	75	Minnesota (12/04/2019)
	74	Tennessee (11/11/2019)
	72	at Michigan (11/23/2019)
	72	Michigan St. (11/14/2019)
<b>FIELD GOALS MADE</b>	30	at UConn (12/08/2019)
	28	Minnesota (12/04/2019)
<b>FIELD GOAL ATTEMPTS</b>	76	Loyola Maryland (11/08/2019)
	72	Minnesota (12/04/2019)
	72	vs South Fla. (N) (11/30/2019)
	72	at Fordham (11/05/2019)
<b>FIELD GOAL PERCENTAGE</b>	.472 (25-53)	Tennessee (11/11/2019)
	.455 (30-66)	at UConn (12/08/2019)
<b>3 PT FG MADE</b>	12	Minnesota (12/04/2019)
	9	vs FGCU (N) (11/28/2019)
<b>3 PT FG ATTEMPTS</b>	41	vs South Fla. (N) (11/30/2019)
	38	at Fordham (11/05/2019)
<b>3 PT FG PERCENTAGE</b>	.421 (8-19)	Tennessee (11/11/2019)
	.375 (12-32)	Minnesota (12/04/2019)
<b>FREE THROWS MADE</b>	21	at Michigan (11/23/2019)
	16	Tennessee (11/11/2019)
<b>FREE THROW ATTEMPTS</b>	36	at Michigan (11/23/2019)
	25	Tennessee (11/11/2019)
<b>FREE THROW PERCENTAGE</b>	.875 (14-16)	Michigan St. (11/14/2019)
	.800 (4-5)	Toledo (11/20/2019)
<b>REBOUNDS</b>	55	Tennessee (11/11/2019)
	53	vs South Dakota St. (N) (11/29/2019)
	53	at Michigan (11/23/2019)
<b>ASSISTS</b>	20	Minnesota (12/04/2019)
	18	at UConn (12/08/2019)
	18	Tennessee (11/11/2019)
<b>STEALS</b>	12	vs FGCU (N) (11/28/2019)
	12	Michigan St. (11/14/2019)
	12	Loyola Maryland (11/08/2019)
<b>BLOCKED SHOTS</b>	12	Tennessee (11/11/2019)
	6	at UConn (12/08/2019)
	6	Minnesota (12/04/2019)
	6	vs South Dakota St. (N) (11/29/2019)
<b>TURNOVERS</b>	28	Tennessee (11/11/2019)
	24	at Michigan (11/23/2019)
<b>FOULS</b>	27	Michigan St. (11/14/2019)
	27	at Fordham (11/05/2019)

## NOTRE DAME LOWS

## OPPONENT LOWS



2019-20 Notre Dame Women's Basketball  
Team High/Low Analysis  
All games



2019-20 Notre Dame Women's Basketball  
Team High/Low Analysis  
All games

### Notre Dame - Game Lows

<b>POINTS</b>	54	Toledo (11/20/2019)
	57	at UConn (12/08/2019)
	59	vs South Dakota St. (N) (11/29/2019)
	60	vs FGCU (N) (11/28/2019)
	60	at Fordham (11/05/2019)
<b>FIELD GOALS MADE</b>	19	at Fordham (11/05/2019)
	20	Toledo (11/20/2019)
<b>FIELD GOAL ATTEMPTS</b>	49	vs FGCU (N) (11/28/2019)
	50	Michigan St. (11/14/2019)
<b>FIELD GOAL PERCENTAGE</b>	.314 (22-70)	Tennessee (11/11/2019)
	.345 (20-58)	Toledo (11/20/2019)
<b>3 PT FG MADE</b>	1	Minnesota (12/04/2019)
	1	vs South Dakota St. (N) (11/29/2019)
	1	Toledo (11/20/2019)
	1	Loyola Maryland (11/08/2019)
<b>3 PT FG ATTEMPTS</b>	8	Minnesota (12/04/2019)
	8	Michigan St. (11/14/2019)
<b>3 PT FG PERCENTAGE</b>	.059 (1-17)	vs South Dakota St. (N) (11/29/2019)
	.083 (1-12)	Loyola Maryland (11/08/2019)
<b>FREE THROWS MADE</b>	5	at UConn (12/08/2019)
	10	Minnesota (12/04/2019)
<b>FREE THROW ATTEMPTS</b>	9	at UConn (12/08/2019)
	11	Minnesota (12/04/2019)
<b>FREE THROW PERCENTAGE</b>	.500 (11-22)	vs South Fla. (N) (11/30/2019)
	.556 (5-9)	at UConn (12/08/2019)
<b>REBOUNDS</b>	24	at Michigan (11/23/2019)
	25	vs South Dakota St. (N) (11/29/2019)
<b>ASSISTS</b>	8	vs South Dakota St. (N) (11/29/2019)
	8	Toledo (11/20/2019)
<b>STEALS</b>	2	Minnesota (12/04/2019)
	3	vs FGCU (N) (11/28/2019)
<b>BLOCKED SHOTS</b>	1	Tennessee (11/11/2019)
	2	at UConn (12/08/2019)
	2	vs South Dakota St. (N) (11/29/2019)
	2	vs FGCU (N) (11/28/2019)
	2	at Fordham (11/05/2019)
<b>TURNOVERS</b>	10	vs South Dakota St. (N) (11/29/2019)
	12	Tennessee (11/11/2019)
<b>FOULS</b>	9	at Fordham (11/05/2019)
	13	at UConn (12/08/2019)
	13	Minnesota (12/04/2019)

### Opponent - Game Lows

<b>POINTS</b>	51	vs South Fla. (N) (11/30/2019)
	51	Toledo (11/20/2019)
	55	at Fordham (11/05/2019)
	60	Loyola Maryland (11/08/2019)
	65	vs South Dakota St. (N) (11/29/2019)
<b>FIELD GOALS MADE</b>	20	vs South Fla. (N) (11/30/2019)
	21	Toledo (11/20/2019)
<b>FIELD GOAL ATTEMPTS</b>	53	Tennessee (11/11/2019)
	60	vs South Dakota St. (N) (11/29/2019)
<b>FIELD GOAL PERCENTAGE</b>	.278 (20-72)	vs South Fla. (N) (11/30/2019)
	.316 (24-76)	Loyola Maryland (11/08/2019)
<b>3 PT FG MADE</b>	4	vs South Dakota St. (N) (11/29/2019)
	5	Toledo (11/20/2019)
<b>3 PT FG ATTEMPTS</b>	19	Tennessee (11/11/2019)
	21	at Michigan (11/23/2019)
<b>3 PT FG PERCENTAGE</b>	.160 (4-25)	vs South Dakota St. (N) (11/29/2019)
	.195 (8-41)	vs South Fla. (N) (11/30/2019)
<b>FREE THROWS MADE</b>	1	at Fordham (11/05/2019)
	3	vs South Fla. (N) (11/30/2019)
<b>FREE THROW ATTEMPTS</b>	2	at Fordham (11/05/2019)
	5	vs South Fla. (N) (11/30/2019)
	5	Toledo (11/20/2019)
<b>FREE THROW PERCENTAGE</b>	.400 (6-15)	vs FGCU (N) (11/28/2019)
	.500 (6-12)	Loyola Maryland (11/08/2019)
	.500 (1-2)	at Fordham (11/05/2019)
<b>REBOUNDS</b>	34	vs FGCU (N) (11/28/2019)
	38	Minnesota (12/04/2019)
<b>ASSISTS</b>	11	Toledo (11/20/2019)
	12	at Michigan (11/23/2019)
<b>STEALS</b>	3	vs South Fla. (N) (11/30/2019)
	5	at UConn (12/08/2019)
	5	Tennessee (11/11/2019)
<b>BLOCKED SHOTS</b>	2	Loyola Maryland (11/08/2019)
	3	vs FGCU (N) (11/28/2019)
	3	Toledo (11/20/2019)
	3	at Fordham (11/05/2019)
<b>TURNOVERS</b>	9	Minnesota (12/04/2019)
	10	vs FGCU (N) (11/28/2019)
<b>FOULS</b>	9	at UConn (12/08/2019)
	15	Tennessee (11/11/2019)



## NOTRE DAME INDIVIDUAL HIGHS

### Notre Dame - Individual Game Highs

<b>POINTS</b>	27	Destinee Walker at Michigan (11/23/2019)
	24	Katlyn Gilbert vs Loyola Maryland (11/08/2019)
	19	Sam Brunelle vs Minnesota (12/04/2019)
	19	Anaya Peoples vs FGCU (N) (11/28/2019)
	19	Sam Brunelle vs Toledo (11/20/2019)
	19	Sam Brunelle vs Michigan St. (11/14/2019)
	19	Katlyn Gilbert vs Michigan St. (11/14/2019)
	19	Destinee Walker vs Loyola Maryland (11/08/2019)
	19	Anaya Peoples vs Loyola Maryland (11/08/2019)
<b>FIELD GOALS MADE</b>	9	Sam Brunelle vs Minnesota (12/04/2019)
	9	Destinee Walker at Michigan (11/23/2019)
	9	Katlyn Gilbert vs Loyola Maryland (11/08/2019)
	9	Anaya Peoples vs Loyola Maryland (11/08/2019)
<b>FIELD GOAL ATTEMPTS</b>	18	Sam Brunelle vs Minnesota (12/04/2019)
	18	Sam Brunelle vs Tennessee (11/11/2019)
<b>FIELD GOAL PERCENTAGE (min 5 made)</b>	.857 (6-7)	Anaya Peoples vs South Fla. (N) (11/30/2019)
	.643 (9-14)	Destinee Walker at Michigan (11/23/2019)
	.643 (9-14)	Anaya Peoples vs Loyola Maryland (11/08/2019)
<b>3 PT FG MADE</b>	5	Destinee Walker at Michigan (11/23/2019)
	3	Destinee Walker vs Tennessee (11/11/2019)
<b>3 PT FG ATTEMPTS</b>	11	Sam Brunelle vs Tennessee (11/11/2019)
	9	Destinee Walker vs South Dakota St. (N) (11/29/2019)
<b>3 PT FG PERCENTAGE (min 2 made)</b>	.625 (5-8)	Destinee Walker at Michigan (11/23/2019)
	.429 (3-7)	Destinee Walker vs Tennessee (11/11/2019)
<b>FREE THROWS MADE</b>	6	Sam Brunelle vs Toledo (11/20/2019)
	6	Destinee Walker vs Loyola Maryland (11/08/2019)
	6	Katlyn Gilbert vs Loyola Maryland (11/08/2019)
<b>FREE THROW ATTEMPTS</b>	10	Sam Brunelle vs Toledo (11/20/2019)
	9	Anaya Peoples vs South Fla. (N) (11/30/2019)
	9	Katlyn Gilbert at Fordham (11/05/2019)
	9	Anaya Peoples at Fordham (11/05/2019)
<b>FREE THROW PERCENTAGE (min 3 made)</b>	1.000 (4-4)	Destinee Walker vs Minnesota (12/04/2019)
	1.000 (4-4)	Sam Brunelle vs South Dakota St. (N) (11/29/2019)
	1.000 (4-4)	Sam Brunelle at Fordham (11/05/2019)
	1.000 (3-3)	Marta Sniezek at UConn (12/08/2019)
	1.000 (3-3)	Marta Sniezek vs Tennessee (11/11/2019)
<b>REBOUNDS</b>	14	Anaya Peoples vs Minnesota (12/04/2019)
	13	Sam Brunelle vs Toledo (11/20/2019)
<b>ASSISTS</b>	8	Marta Sniezek vs Minnesota (12/04/2019)
	8	Marta Sniezek vs Michigan St. (11/14/2019)
<b>STEALS</b>	5	Marta Sniezek at Michigan (11/23/2019)
	4	Marta Sniezek at UConn (12/08/2019)
	4	Anaya Peoples vs South Dakota St. (N) (11/29/2019)
	4	Katlyn Gilbert at Michigan (11/23/2019)
	4	Destinee Walker at Michigan (11/23/2019)
	4	Katlyn Gilbert vs Michigan St. (11/14/2019)
	4	Destinee Walker vs Tennessee (11/11/2019)
	4	Anaya Peoples vs Tennessee (11/11/2019)
<b>BLOCKED SHOTS</b>	3	Sam Brunelle vs Toledo (11/20/2019)
	3	Sam Brunelle vs Michigan St. (11/14/2019)
<b>TURNOVERS</b>	8	Katlyn Gilbert vs Michigan St. (11/14/2019)
	6	Marta Sniezek at UConn (12/08/2019)
	6	Marta Sniezek vs FGCU (N) (11/28/2019)
	6	Marta Sniezek at Michigan (11/23/2019)

## OPPONENT INDIVIDUAL HIGHS

### Opponent - Individual Game Highs

<b>POINTS</b>	33	Rennia Davis vs Tennessee (11/11/2019)
	28	Nia Clouden vs Michigan St. (11/14/2019)
	26	Megan Walker at UConn (12/09/2019)
	20	Gadiva Hubbard vs Minnesota (12/04/2019)
	19	Davion Wingate vs FGCU (N) (11/28/2019)
<b>FIELD GOALS MADE</b>	12	Rennia Davis vs Tennessee (11/11/2019)
	10	Megan Walker at UConn (12/08/2019)
<b>FIELD GOAL ATTEMPTS</b>	22	Bre Cavanaugh at Fordham (11/05/2019)
	21	Nia Clouden vs Michigan St. (11/14/2019)
<b>FIELD GOAL PERCENTAGE (min 5 made)</b>	.857 (6-7)	Patton Burckhard vs South Dakota St. (N) (11/29/2019)
	.750 (6-8)	Myah Selland vs South Dakota St. (N) (11/29/2019)
<b>3 PT FG MADE</b>	6	Gadiva Hubbard vs Minnesota (12/04/2019)
	5	Rennia Davis vs Tennessee (11/11/2019)
<b>3 PT FG ATTEMPTS</b>	13	Gadiva Hubbard vs Minnesota (12/04/2019)
	13	Maria Alvarez vs South Fla. (N) (11/30/2019)
<b>3 PT FG PERCENTAGE (min 2 made)</b>	1.000 (2-2)	Jasmine Brunson vs Minnesota (12/04/2019)
	.600 (3-5)	Megan Walker at UConn (12/08/2019)
	.600 (3-5)	Jordan Horston vs Tennessee (11/11/2019)
<b>FREE THROWS MADE</b>	7	Naz Hillmon at Michigan (11/23/2019)
	6	Amy Dilk at Michigan (11/23/2019)
	6	Nia Clouden vs Michigan St. (11/14/2019)
<b>FREE THROW ATTEMPTS</b>	12	Naz Hillmon at Michigan (11/23/2019)
	9	Kayla Robbins at Michigan (11/23/2019)
<b>FREE THROW PERCENTAGE (min 3 made)</b>	1.000 (6-6)	Nia Clouden vs Michigan St. (11/14/2019)
	.833 (5-6)	Taryn McCutcheon vs Michigan St. (11/14/2019)
<b>REBOUNDS</b>	16	Taiye Bello vs Minnesota (12/04/2019)
	16	Naz Hillmon at Michigan (11/23/2019)
<b>ASSISTS</b>	9	Jasmine Massengill vs Tennessee (11/11/2019)
	9	Anna DeWolfe at Fordham (11/05/2019)
<b>STEALS</b>	5	Amy Dilk at Michigan (11/23/2019)
	5	Kaitlyn Downey at Fordham (11/05/2019)
<b>BLOCKED SHOTS</b>	5	Taiye Bello vs Minnesota (12/04/2019)
	4	Jasmine Massengill vs Tennessee (11/11/2019)
<b>TURNOVERS</b>	8	Jordan Horston vs Tennessee (11/11/2019)
	7	Amy Dilk at Michigan (11/23/2019)
<b>FOULS</b>	5	Rylie Cascio Jensen vs South Dakota St. (N) (11/29/2019)
	5	Kaitlyn Downey at Fordham (11/05/2019)



## GAME BY GAME COMPARISON



### 2019-20 Notre Dame Women's Basketball Team Game-by-Game All games

Page 1/1  
as of Dec 08, 2019

Opponent	Date	Score	Total		3-Pointers		Free throws		Rebounds				PF	A	TO	BLK	STL	PTS	AVG
			FG-FGA	PCT	3FG-FGA	PCT	FT-FTA	PCT	OFF	DEF	TOT	AVG							
at Fordham	11/05/2019	60-55 W	19-52	.365	2-10	.200	20-33	.606	12	30	42	42.0	9	14	21	2	10	60	60.0
Loyola Maryland	11/08/2019	84-60 W	33-68	.485	1-12	.083	17-24	.708	14	36	50	46.0	15	19	19	7	8	84	72.0
Tennessee	11/11/2019	63-74 L	22-70	.314	7-25	.280	12-17	.706	11	17	28	40.0	22	11	12	1	13	63	69.0
Michigan St.	11/14/2019	69-72 L	24-50	.480	3-8	.375	18-31	.581	13	17	30	37.5	18	13	18	8	7	69	69.0
Toledo	11/20/2019	54-51 W	20-58	.345	1-10	.100	13-21	.619	11	29	40	38.0	13	8	14	4	11	54	66.0
at Michigan	11/23/2019	76-72 W	28-56	.500	6-19	.316	14-20	.700	5	19	24	35.7	26	14	17	4	17	76	67.7
vs FGCU	11/28/2019	60-69 L	23-49	.469	3-12	.250	11-17	.647	7	34	41	36.4	17	11	25	2	3	60	66.6
vs South Dakota St.	11/29/2019	59-65 L	21-57	.368	1-17	.059	16-24	.667	5	20	25	35.0	18	8	10	2	9	59	65.6
vs South Fla.	11/30/2019	67-51 W	25-52	.481	6-15	.400	11-22	.500	8	30	38	35.3	13	13	15	3	5	67	65.8
Minnesota	12/04/2019	67-75 L	28-60	.467	1-8	.125	10-11	.909	8	31	39	35.7	13	18	15	5	2	67	65.9
at UConn	12/08/2019	57-81 L	24-65	.369	4-25	.160	5-9	.556	10	22	32	35.4	13	12	16	2	8	57	65.1
<b>Total</b>		<b>716</b>	<b>267-637</b>	<b>.419</b>	<b>35-161</b>	<b>.217</b>	<b>147-229</b>	<b>.642</b>	<b>104</b>	<b>285</b>	<b>389</b>	<b>35.4</b>	<b>177</b>	<b>141</b>	<b>182</b>	<b>40</b>	<b>93</b>	<b>716</b>	<b>65.1</b>
Opponents		725	270-730	.370	83-302	.275	102-163	.626	193	297	490	44.5	210	164	202	54	91	725	65.9

#### Notre Dame Averages

Games Played	Points/game	FG Pct	3FG Pct	FT Pct	Rebounds/game	Assists/game	Turnovers/game	Assist/Turnover ratio	Steals/game	Blocks/game
11	65.1	41.9	21.7	64.2	35.4	12.8	16.5	0.8	8.5	3.6



### 2019-20 Notre Dame Women's Basketball Opponents Game-by-Game All games

Page 1/1  
as of Dec 08, 2019

Opponent	Date	Score	Total		3-Pointers		Free throws		Rebounds				PF	A	TO	BLK	STL	PTS	AVG
			FG-FGA	PCT	3FG-FGA	PCT	FT-FTA	PCT	OFF	DEF	TOT	AVG							
at Fordham	11/05/2019	60-55 W	23-72	.319	8-38	.211	1-2	.500	16	25	41	41.0	27	14	16	3	10	55	55.0
Loyola Maryland	11/08/2019	84-60 W	24-76	.316	6-24	.250	6-12	.500	17	24	41	41.0	23	15	19	2	12	60	57.5
Tennessee	11/11/2019	63-74 L	25-53	.472	8-19	.421	16-25	.640	15	40	55	45.7	15	18	28	12	5	74	63.0
Michigan St.	11/14/2019	69-72 L	25-62	.403	8-23	.348	14-16	.875	20	19	39	44.0	27	13	20	4	12	72	65.3
Toledo	11/20/2019	54-51 W	21-61	.344	5-25	.200	4-5	.800	12	30	42	43.6	16	11	21	3	7	51	62.4
at Michigan	11/23/2019	76-72 W	22-65	.338	7-21	.333	21-36	.583	27	26	53	45.2	16	12	24	4	8	72	64.0
vs FGCU	11/28/2019	60-69 L	27-71	.380	9-31	.290	6-15	.400	14	20	34	43.6	19	13	10	3	12	69	64.7
vs South Dakota St.	11/29/2019	59-65 L	25-60	.417	4-25	.160	11-18	.611	18	35	53	44.8	21	16	22	6	8	65	64.8
vs South Fla.	11/30/2019	67-51 W	20-72	.278	8-41	.195	3-5	.600	23	23	46	44.9	20	14	18	5	3	51	63.2
Minnesota	12/04/2019	67-75 L	28-72	.389	12-32	.375	7-10	.700	15	23	38	44.2	17	20	9	6	9	75	64.4
at UConn	12/08/2019	57-81 L	30-66	.455	8-23	.348	13-19	.684	16	32	48	44.5	9	18	15	6	5	81	65.9
<b>Total</b>		<b>725</b>	<b>270-730</b>	<b>.370</b>	<b>83-302</b>	<b>.275</b>	<b>102-163</b>	<b>.626</b>	<b>193</b>	<b>297</b>	<b>490</b>	<b>44.5</b>	<b>210</b>	<b>164</b>	<b>202</b>	<b>54</b>	<b>91</b>	<b>725</b>	<b>65.9</b>
Notre Dame		716	267-637	.419	35-161	.217	147-229	.642	104	285	389	35.4	177	141	182	40	93	716	65.1

#### Opponents Averages

Games Played	Points/game	FG Pct	3FG Pct	FT Pct	Rebounds/game	Assists/game	Turnovers/game	Assist/Turnover ratio	Steals/game	Blocks/game
11	65.9	37.0	27.5	62.6	44.5	14.9	18.4	0.8	8.3	4.9

# GAME 1

## #16/14 NOTRE DAME, 60

### FORDHAM, 55

Nov. 5, 2019  
Rose Hill Gymnasium (Bronx, N.Y.)



Official Basketball Box Score - Final  
**Notre Dame at Fordham**  
11/05/19 Purcell Pavilion at the Joyce Center, Notre Dame  
2019-20 Women's Basketball  
Game Time: 12:00 AM  
Game Duration: 1:52  
Attendance: 3,200  
Officials: Ed Sidisky, Kevin Dillard, Kristi Mosley

Notre Dame - 60		Record: 1-0										Shooting By Period							
NO. Name	Min	FG	3P	FT	Rebounds	Fouls	TP	AS	TO	ST	Blocks	+/-	1st FG%	2nd FG%	3rd FG%	4th FG%	GM FG%	FT%	
		M/A	M/A	M/A	OR DR TOT	PF					BS BA								
33 Sam Brunelle	F 32:52	4/12	2/6	4/4	2	3	5	3	5	14	3	5	2	0	0	7	1st FG%: 5-11 45.5%	3PT%: 1-3 33.3%	FT%: 5-6 83.3%
30 Mikayla Vaughn	C 20:18	3/6	0/0	2/3	2	7	9	0	2	8	4	3	1	0	0	7	2nd FG%: 8-18 44.4%	3PT%: 1-3 33.3%	FT%: 3-3 100%
13 Marta Sniezek	G 38:15	0/3	0/0	1/2	0	4	4	0	3	1	6	5	3	0	1	5	3rd FG%: 3-13 23.1%	3PT%: 0-1 0.0%	FT%: 5-9 55.6%
24 Anya Peoples	G 24:04	3/9	0/1	5/9	3	4	7	3	6	11	1	1	1	0	1	-7	4th FG%: 3-10 30.0%	3PT%: 0-1 0.0%	FT%: 0-1 0.0%
24 Destinee Walker	G 38:01	3/9	0/2	4/6	3	7	10	2	4	10	0	1	0	0	4	GM FG%: 19-52 36.5%	FT%: 7-15 46.7%	FT%: 0-0 0.0%	
10 Kaitlyn Gilbert	29:58	5/9	0/0	4/9	2	3	5	1	6	14	0	3	2	1	0	10	FT%: 20-33 60.6%	FT%: 2-10 20.0%	FT%: 0-0 0.0%
22 Danielle Cosgrove	11:40	1/4	0/1	0/0	0	2	2	0	1	2	0	3	0	1	0	-2			
2 Kaitlin Cole	04:52	0/0	0/0	0/0	0	0	0	0	0	0	0	0	0	0	0	1			
<b>Team</b>					0	0	0	0	0	0	0	0	0	0	0				
<b>Totals</b>		19-52	2-10	20-33	12	30	42	9	27	60	14	21	10	2	3	5			

Fordham - 55		Record: 0-1										Shooting By Period							
NO. Name	Min	FG	3P	FT	Rebounds	Fouls	TP	AS	TO	ST	Blocks	+/-	1st FG%	2nd FG%	3rd FG%	4th FG%	GM FG%	FT%	
		M/A	M/A	M/A	OR DR TOT	PF					BS BA								
24 Kaitlyn Downey	F 33:31	3/11	1-8	0-0	6	5	11	5	1	7	0	3	5	2	1	-2	1st FG%: 6-13 46.2%	3PT%: 1-5 20.0%	FT%: 1-2 50%
14 Villi Tavali	G 13:07	1/1	0/0	0/0	0	0	0	4	1	2	0	1	1	0	0	-1	2nd FG%: 4-22 18.2%	3PT%: 2-13 15.4%	FT%: 0-0 0%
2 Anna DeWolfe	G 36:35	5/16	0/6	0/0	2	7	9	4	0	10	9	4	1	0	0	-5	3rd FG%: 5-21 23.8%	3PT%: 1-10 10.0%	FT%: 0-0 0%
10 Bre Cavannaugh	G 40:00	6/22	2/12	0/0	5	3	8	3	4	14	2	1	1	0	0	-5	4th FG%: 8-16 50.0%	3PT%: 4-10 40.0%	FT%: 0-0 0%
20 Kendall Hereimala	G 26:36	5/10	4/7	0/0	0	9	9	4	0	14	0	6	0	1	0	5	GM FG%: 19-52 36.5%	FT%: 8-16 50.0%	FT%: 0-0 0%
13 Sarah Karpell	24:29	1/5	1-3	1-2	0	1	1	4	2	4	3	1	2	0	0	-2	FT%: 0-0 0%	FT%: 0-0 0%	FT%: 0-0 0%
43 Megan Jonassen	16:57	2/5	0-0	0/0	3	0	3	3	0	4	0	0	0	0	0	-7			
0 Zara Jillings	03:57	0/0	0/0	0/0	0	0	0	0	0	0	0	0	0	0	0	-1			
3 Katie McLoughlin	04:48	0/2	0/2	0/0	0	0	0	0	1	0	0	0	0	0	0	-3			
<b>Team</b>					0	0	0	0	0	0	0	0	0	0	0				
<b>Totals</b>		23-72	8-38	1-2	16	25	41	27	9	55	14	16	10	3	2	-5			

Biggest lead	NOT	FOR	Points from Turnovers	NOT	FOR	Period by Period Scoring
Best Scoring Run	15 (2nd 3:50)	2 (1st 9:29)	14	13		1st 2nd 3rd 4th TOT
Lead Changes	17 (2nd 3:50)	8 (4th 8:34)	32	22		NOT 16 20 11 13 60
Times Tied	5		Second Chance	14	9	FOR 14 10 11 20 55
Time with Lead	32:14	03:33	Fast Breaks	9	3	
			Bench	16	8	

# GAME 2

## LOYOLA MARYLAND, 60

### #16/14 NOTRE DAME, 84

Nov. 8, 2019  
Purcell Pavilion (Notre Dame, Ind.)



Official Basketball Box Score - Final  
**Loyola Maryland at Notre Dame**  
11/08/19 Purcell Pavilion at the Joyce Center, Notre Dame  
2019-20 Women's Basketball  
Game Time: 6:30 PM  
Game Duration: 1:52  
Attendance: 7,613  
Officials: Billy Smith, Mark Berger, Linda Mies

Loyola Maryland - 60		Record: 0-1										Shooting By Period							
NO. Name	Min	FG	3P	FT	Rebounds	Fouls	TP	AS	TO	ST	Blocks	+/-	1st FG%	2nd FG%	3rd FG%	4th FG%	GM FG%	FT%	
		M/A	M/A	M/A	OR DR TOT	PF					BS BA								
23 Delaney Connolly	F 17:32	2-9	1-4	0-0	0	1	1	1	0	5	1	1	0	0	0	-19	1st FG%: 3-19 15.8%	3PT%: 1-4 25.0%	FT%: 0-2 0%
2 Laryn Edwards	G 30:45	1-9	0-1	1-4	2	4	6	3	2	3	3	3	1	0	1	-20	2nd FG%: 6-17 35.3%	3PT%: 2-5 40.0%	FT%: 1-2 50%
10 Stephanie Karcz	G 24:26	2-7	0-1	0-0	3	5	8	3	2	4	3	6	3	0	1	-14	3rd FG%: 9-14 64.3%	3PT%: 3-5 60.0%	FT%: 0-2 0%
20 Alexis Gray	G 27:58	4-9	2-4	0-2	0	1	1	1	3	10	3	1	2	0	0	-20	4th FG%: 6-26 23.1%	3PT%: 0-6 0.0%	FT%: 5-6 83.3%
32 Hannah Niles	G 13:27	1-4	1-3	0-0	1	2	3	4	1	4	2	1	0	0	0	-20	GM FG%: 24-76 31.6%	3PT%: 6-24 25.0%	FT%: 6-12 50.0%
22 Bri Rozzi	19:53	2-9	0-3	0-0	1	3	4	1	1	3	1	3	2	1	1	-11			
11 Emma Glazen	07:13	0-2	0-0	0-0	0	0	0	0	2	1	0	1	0	0	0	-8			
34 Emily McAteer	12:26	0-3	0-3	2-2	1	2	1	2	1	2	0	0	1	1	0	0			
5 Mackenzie Wagner	16:58	3-8	2-5	1-2	0	2	2	3	3	9	0	2	2	0	1	2			
15 Ashley Hunter	12:25	7-10	0-0	2-2	4	0	2	4	1	16	0	0	0	0	1	3			
35 Ava Therien	16:57	2-6	0-0	0-0	1	2	3	2	0	4	2	1	1	0	0	-4			
<b>Team</b>					4	3	7	0	0	0	0	1	0	0	0	-4			
<b>Totals</b>		24-76	6-24	6-12	17	24	41	23	15	60	15	19	12	2	7	-24			

Notre Dame - 84		Record: 2-0										Shooting By Period							
NO. Name	Min	FG	3P	FT	Rebounds	Fouls	TP	AS	TO	ST	Blocks	+/-	1st FG%	2nd FG%	3rd FG%	4th FG%	GM FG%	FT%	
		M/A	M/A	M/A	OR DR TOT	PF					BS BA								
33 Sam Brunelle	F 33:34	6-15	0-5	0-0	3	6	9	1	2	12	3	4	0	2	0	16	1st FG%: 8-20 40.0%	3PT%: 0-3 0.0%	FT%: 3-3 100%
10 Kaitlyn Gilbert	G 32:49	9-15	0-1	6-7	3	3	6	2	6	24	2	4	1	1	1	25	2nd FG%: 8-17 47.1%	3PT%: 1-4 25.0%	FT%: 4-8 50%
13 Marta Sniezek	G 32:28	0-0	0-0	2-2	0	7	7	2	4	19	3	1	2	2	0	19	3rd FG%: 9-15 60.0%	3PT%: 0-3 0.0%	FT%: 9-9 88.9%
21 Anya Peoples	G 32:15	9-14	0-0	1-5	2	5	7	2	4	19	3	1	2	2	0	19	4th FG%: 8-16 50.0%	3PT%: 0-2 0.0%	FT%: 2-4 50%
24 Destinee Walker	G 37:13	6-14	1-4	6-8	2	4	6	2	6	19	4	2	1	1	28	GM FG%: 33-68 48.5%	3PT%: 1-12 8.3%	FT%: 17-24 70.8%	
22 Danielle Cosgrove	19:59	2-8	0-1	2-2	3	5	8	3	2	6	1	1	1	0	14				
2 Kaitlin Cole	08:25	1-1	0-0	0-0	0	1	1	1	1	2	0	0	0	0	0	-1			
20 Nicole Benz	01:50	0-0	0-0	0-0	0	0	0	0	1	0	0	0	0	0	0	-1			
3 Margaret Murdock	01:29	0-1	0-1	0-0	0	0	0	0	0	0	0	0	0	0	0	-2			
5 Catherine Murdock	01:29	0-0	0-0	0-0	0	0	0	0	0	0	0	0	0	0	0	-2			
40 Kathleen Keyes	01:29	0-0	0-0	0-0	0	0	0	0	0	0	0	0	0	0	0	-2			
<b>Team</b>					1	5	6	0	0	0	0	0	0	0	0	0			
<b>Totals</b>		33-68	1-12	17-24	14	36	50	15	23	84	19	19	8	7	24				

Biggest lead	LOY	ND	Points from Turnovers	LOY	ND	Period by Period Scoring
Best Scoring Run	0 (1st 10:00)	28 (4th 1:20)	18	24		1st 2nd 3rd 4th TOT
Lead Changes	7 (3rd 2:42)	12 (2nd 1:11)	30	42		LOY 7 15 21 17 60
Times Tied	0		Second Chance	9	11	ND 19 21 20 24 84
Time with Lead	00:00	38:42	Fast Breaks	8	15	
			Bench	35	8	

# GAME 3

## TENNESSEE, 74

### #15/14 NOTRE DAME, 63

Nov. 11, 2019  
Purcell Pavilion (Notre Dame, Ind.)



Official Basketball Box Score - Final  
**Tennessee at Notre Dame**  
11/11/19 Purcell Pavilion at the Joyce Center, Notre Dame  
2019-20 Women's Basketball  
Game Time: 12:00 AM  
Game Duration: 1:52  
Attendance: 7,801  
Officials: Dee Karntner, Karen Preato, Pulani Spurlock

Tennessee - 74		Record: 3-0										Shooting By Period							
NO. Name	Min	FG	3P	FT	Rebounds	Fouls	TP	AS	TO	ST	Blocks	+/-	1st FG%	2nd FG%	3rd FG%	4th FG%	GM FG%	FT%	
		M/A	M/A	M/A	OR DR TOT	PF					BS BA								
00 Renna Davis	F 36:14	12-20	5-9	4-5	4	6	10	2	5	33	1	5	0	1	1	18	1st FG%: 9-19 42.1%	3PT%: 4-9 44.4%	FT%: 1-2 50%
21 Lou Brown	F 23:55	0-3	0-3	0-0	1	4	5	2	0	2	2	1	0	0	0	22	2nd FG%: 5-10 50.0%	3PT%:	



GAME 5

TOLEDO, 51 (RV/RV) NOTRE DAME, 54

Nov. 20, 2019 Purcell Pavilion (Notre Dame, Ind.)



Official Basketball Box Score - Final Toledo at Notre Dame 11/21/19 Purcell Pavilion at the Joyce Center, Notre Dame 2019-20 Women's Basketball

Table with columns: NO. Name, Min, FG, 3P, FT, Rebounds, Fouls, TP, AS, TO, ST, Blocks, +/-

Shooting By Period table with columns: 1st FG%, 3PT%, 2nd FG%, 3PT%, 3rd FG%, 3PT%, 4th FG%, 3PT%, GM FG%, 3PT%, FT%

Table with columns: NO. Name, Min, FG, 3P, FT, Rebounds, Fouls, TP, AS, TO, ST, Blocks, +/-

Shooting By Period table with columns: 1st FG%, 3PT%, 2nd FG%, 3PT%, 3rd FG%, 3PT%, 4th FG%, 3PT%, GM FG%, 3PT%, FT%

Summary table with columns: TOL, ND, Points from Turnovers, Paint, Second Chance, Fast Breaks, Bench

GAME 7

FLORIDA GULF COAST, 69 (RV) NOTRE DAME, 60

Nov. 28, 2019 Hard Rock Hotel Riviera Maya (Cancun, Mexico)



Official Basketball Box Score - Final FGCU at Notre Dame 11/28/19 Hard Rock Hotel, Cancun 2019-20 Women's Basketball

Table with columns: NO. Name, Min, FG, 3P, FT, Rebounds, Fouls, TP, AS, TO, ST, Blocks, +/-

Shooting By Period table with columns: 1st FG%, 3PT%, 2nd FG%, 3PT%, 3rd FG%, 3PT%, 4th FG%, 3PT%, GM FG%, 3PT%, FT%

Table with columns: NO. Name, Min, FG, 3P, FT, Rebounds, Fouls, TP, AS, TO, ST, Blocks, +/-

Shooting By Period table with columns: 1st FG%, 3PT%, 2nd FG%, 3PT%, 3rd FG%, 3PT%, 4th FG%, 3PT%, GM FG%, 3PT%, FT%

Summary table with columns: FGC, UND, Points from Turnovers, Paint, Second Chance, Fast Breaks, Bench

GAME 6

(RV) NOTRE DAME, 76 #21/19 MICHIGAN, 72

Nov. 23, 2019 Purcell Pavilion (Ann Arbor, Mich.)



Official Basketball Box Score - Final Notre Dame at Michigan 11/23/19 Crisler Center, Ann Arbor 2019-20 Women's Basketball

Table with columns: NO. Name, Min, FG, 3P, FT, Rebounds, Fouls, TP, AS, TO, ST, Blocks, +/-

Shooting By Period table with columns: 1st FG%, 3PT%, 2nd FG%, 3PT%, 3rd FG%, 3PT%, 4th FG%, 3PT%, GM FG%, 3PT%, FT%

Table with columns: NO. Name, Min, FG, 3P, FT, Rebounds, Fouls, TP, AS, TO, ST, Blocks, +/-

Shooting By Period table with columns: 1st FG%, 3PT%, 2nd FG%, 3PT%, 3rd FG%, 3PT%, 4th FG%, 3PT%, GM FG%, 3PT%, FT%

Summary table with columns: N-D, Mich, Points from Turnovers, Paint, Second Chance, Fast Breaks, Bench

GAME 8

SOUTH DAKOTA STATE, 65 (RV) NOTRE DAME, 59

Nov. 29, 2019 Hard Rock Hotel Riviera Maya (Cancun, Mexico)



Official Basketball Box Score - Final Notre Dame at South Dakota St. 11/29/19 HRH Riviera Maya, Cancun, Quintana Roo 2019-20 Women's Basketball

Table with columns: NO. Name, Min, FG, 3P, FT, Rebounds, Fouls, TP, AS, TO, ST, Blocks, +/-

Shooting By Period table with columns: 1st FG%, 3PT%, 2nd FG%, 3PT%, 3rd FG%, 3PT%, 4th FG%, 3PT%, GM FG%, 3PT%, FT%

Table with columns: NO. Name, Min, FG, 3P, FT, Rebounds, Fouls, TP, AS, TO, ST, Blocks, +/-

Shooting By Period table with columns: 1st FG%, 3PT%, 2nd FG%, 3PT%, 3rd FG%, 3PT%, 4th FG%, 3PT%, GM FG%, 3PT%, FT%

Summary table with columns: UND, SDS, Points from Turnovers, Paint, Second Chance, Fast Breaks, Bench



GAME

9

#21/20 SOUTH FLORIDA, 51  
(RV/RV) NOTRE DAME, 67

Nov. 30, 2019  
Hard Rock Hotel Riviera Maya (Cancun, Mexico)



Official Basketball Box Score - Final  
South Fla. at Notre Dame  
11/30/19 HRH Riviera Maya, Cancun  
2019-20 Women's Basketball

Game Time: 4:00 PM  
Game Duration: 1:41  
Attendance: 174

Officials:

Table with columns: NO., Name, Min, FG, 3P, FT, Rebounds, Fouls, TP, AS, TO, ST, Blocks, +/-

Shooting By Period table with columns: 1st, 2nd, 3rd, 4th FG%, 3PT%, GM FG%, 3PT%

Table with columns: NO., Name, Min, FG, 3P, FT, Rebounds, Fouls, TP, AS, TO, ST, Blocks, +/-

Shooting By Period table with columns: 1st, 2nd, 3rd, 4th FG%, 3PT%, GM FG%, 3PT%

Summary table with columns: USF, UND, Points from Turnovers, Period by Period Scoring

GAME

10

(RV/RV) MINNESOTA, 75  
(RV/RV) NOTRE DAME, 67

Dec. 4, 2019  
Purcell Pavilion (Notre Dame, Ind.)



Official Basketball Box Score - Final  
Minnesota at Notre Dame  
12/05/19 Purcell Pavilion at the Joyce Center, Notre Dame  
2019-20 Women's Basketball

Game Time: 1:00 AM  
Game Duration: 1:40  
Attendance: 7,093

Officials: Maj Forsberg, Eric Brewton, Rod Crech

Table with columns: NO., Name, Min, FG, 3P, FT, Rebounds, Fouls, TP, AS, TO, ST, Blocks, +/-

Shooting By Period table with columns: 1st, 2nd, 3rd, 4th FG%, 3PT%, GM FG%, 3PT%

Table with columns: NO., Name, Min, FG, 3P, FT, Rebounds, Fouls, TP, AS, TO, ST, Blocks, +/-

Shooting By Period table with columns: 1st, 2nd, 3rd, 4th FG%, 3PT%, GM FG%, 3PT%

Summary table with columns: MINN, ND, Points from Turnovers, Period by Period Scoring

GAME

11

(RV/RV) NOTRE DAME, 57  
#4/4 UCONN, 81

Dec. 8, 2019  
Gampel Pavilion (Storrs, Conn.)



Official Basketball Box Score - Final  
Notre Dame at UConn  
12/08/19 Harry A. Gampel Pavilion, Storrs, Conn.  
2019-20 Women's Basketball

Game Time: 8:00 PM  
Game Duration: 1:40  
Attendance: 10,167

Officials: Joseph Vaszily, Karen Presto, Pualani Spurlock

Table with columns: NO., Name, Min, FG, 3P, FT, Rebounds, Fouls, TP, AS, TO, ST, Blocks, +/-

Shooting By Period table with columns: 1st, 2nd, 3rd, 4th FG%, 3PT%, GM FG%, 3PT%

Table with columns: NO., Name, Min, FG, 3P, FT, Rebounds, Fouls, TP, AS, TO, ST, Blocks, +/-

Shooting By Period table with columns: 1st, 2nd, 3rd, 4th FG%, 3PT%, GM FG%, 3PT%

Summary table with columns: ND, UConn, Points from Turnovers, Period by Period Scoring

GAME

12

DEPAUL,  
NOTRE DAME,

Dec. 11, 2019  
Purcell Pavilion (Notre Dame, Ind.)



**2019-20 Notre Dame Women's Basketball  
Combined Team Statistics  
All games**

Page 1/1  
as of Dec 08, 2019

**Game Records**

Record	Overall	Home	Away	Neutral
ALL GAMES	5-6	2-3	2-1	1-2
CONFERENCE	0-0	0-0	0-0	0-0
NON-CONFERENCE	5-6	2-3	2-1	1-2

**Score by Periods**

Team	1st	2nd	3rd	4th	OT	TOT
Notre Dame	143	169	206	198	0	716
Opponents	187	177	191	170	0	725

**Team Box Score**

No.	Player	GP-GS		MIN	AVG	Total		3-Point		F-Throw		Rebounds				PF	DQ	A	TO	BLK	STL	PTS	AVG
						FG-FGA	FG%	3FG-FGA	3FG%	FT-FTA	FT%	OFF	DEF	TOT	AVG								
10	GILBERT, Katlyn	11-10		374:30	34.0	67-141	.475	5-17	.294	25-42	.595	14	47	61	5.5	21	0	14	37	5	21	164	14.9
21	PEOPLES, Anaya	11-7		353:02	32.1	61-127	.480	2-12	.167	28-56	.500	22	62	84	7.6	30	1	21	12	11	19	152	13.8
33	BRUNELLE, Sam	11-11		358:32	32.6	54-141	.383	12-59	.203	23-33	.697	13	59	72	6.5	31	1	19	29	13	7	143	13.0
24	WALKER, Destinee	11-11		394:12	35.8	46-122	.377	10-47	.213	35-49	.714	12	30	42	3.8	25	1	12	17	1	17	137	12.5
30	VAUGHN, Mikayla	1-1		20:18	20.3	3-6	.500	0-0	.000	2-3	.667	2	7	9	9.0	0	0	4	3	0	1	8	8.0
13	SNIEZEK, Marta	11-11		399:02	36.3	18-37	.486	2-7	.286	22-27	.815	1	39	40	3.6	38	2	58	49	2	20	60	5.5
22	COSGROVE, Danielle	11-4		192:11	17.5	14-51	.275	4-15	.267	11-17	.647	12	21	33	3.0	16	1	11	18	7	4	43	3.9
2	COLE, Kaitlin	11-0		99:13	9.0	4-10	.400	0-2	.000	1-2	.500	6	6	12	1.1	15	0	2	5	1	4	9	0.8
5	MURDOCK, Catherine	1-0		01:29	1.5	0-0	.000	0-0	.000	0-0	.000	0	0	0	0.0	0	0	0	1	0	0	0	0.0
20	BENZ, Nicole	4-0		04:33	1.1	0-1	.000	0-1	.000	0-0	.000	0	0	0	0.0	1	0	0	0	0	0	0	0.0
40	KEYES, Kathleen	1-0		01:29	1.5	0-0	.000	0-0	.000	0-0	.000	0	0	0	0.0	0	0	0	1	0	0	0	0.0
3	MURDOCK, Margaret	1-0		01:29	1.5	0-1	.000	0-1	.000	0-0	.000	0	0	0	0.0	0	0	0	0	0	0	0	0.0
Team												22	14	36					10				
<b>Total</b>		<b>11</b>	<b>2200</b>			<b>267-637</b>	<b>.419</b>	<b>35-161</b>	<b>.217</b>	<b>147-229</b>	<b>.642</b>	<b>104</b>	<b>285</b>	<b>389</b>	<b>35.4</b>	<b>177</b>	<b>6</b>	<b>141</b>	<b>182</b>	<b>40</b>	<b>93</b>	<b>716</b>	<b>65.1</b>
<b>Opponents</b>		<b>11</b>	<b>2200</b>			<b>270-730</b>	<b>.370</b>	<b>83-302</b>	<b>.275</b>	<b>102-163</b>	<b>.626</b>	<b>193</b>	<b>297</b>	<b>490</b>	<b>44.5</b>	<b>210</b>	<b>-</b>	<b>164</b>	<b>202</b>	<b>54</b>	<b>91</b>	<b>725</b>	<b>65.9</b>

**Team Statistics**

	ND	OPP
<b>Scoring</b>	<b>716</b>	<b>725</b>
Points per game	65.1	65.9
Scoring margin	-0.8	-
<b>Field goals-att</b>	<b>267-637</b>	<b>270-730</b>
Field goal pct	.419	.370
<b>3 point fg-att</b>	<b>35-161</b>	<b>83-302</b>
3-point FG pct	.217	.275
3-pt FG made per game	3.2	7.5
<b>Free throws-att</b>	<b>147-229</b>	<b>102-163</b>
Free throw pct	.642	.626
F-Throws made per game	13.4	9.3
<b>Rebounds</b>	<b>389</b>	<b>490</b>
Rebounds per game	35.4	44.5
Rebounding margin	-9.2	-
<b>Assists</b>	<b>141</b>	<b>164</b>
Assists per game	12.8	14.9
<b>Turnovers</b>	<b>182</b>	<b>202</b>
Turnovers per game	16.5	18.4
Turnover margin	+1.8	-
Assist/turnover ratio	0.8	0.8
<b>Steals</b>	<b>93</b>	<b>91</b>
Steals per game	8.5	8.3
<b>Blocks</b>	<b>40</b>	<b>54</b>
Blocks per game	3.6	4.9
<b>Winning streak</b>	<b>0</b>	<b>-</b>
Home win streak	0	-
<b>Attendance</b>	<b>37332</b>	<b>17375</b>
Home games-Avg/Game	5-7466	3-5792
Neutral site-Avg/Game	-	3-223

**Team Results**

Date	Opponent		Score	Att.
11/05/2019	at Fordham	W	60-55	3200
11/08/2019	Loyola Maryland	W	84-60	7613
11/11/2019	Tennessee	L	63-74	7801
11/14/2019	Michigan St.	L	69-72	7556
11/20/2019	Toledo	W	54-51	7269
11/23/2019	at Michigan	W	76-72	4008
11/28/2019	vs FGCU	L	60-69	235
11/29/2019	vs South Dakota St.	L	59-65	259
11/30/2019	vs South Fla.	W	67-51	174
12/04/2019	Minnesota	L	67-75	7093
12/08/2019	at UConn	L	57-81	10167



**TV/RADIO ROSTER**



**#2 Katie Cole**  
Sr. // G // 5-10  
Toledo, Ohio  
Sylvania Northview



**#3 Maggie Murdock**  
So. // G // 5-8  
Glencoe, Ill.  
New Trier



**#5 Cate Murdock**  
So. // G // 5-8  
Glencoe, Ill.  
New Trier



**#10 Katlyn Gilbert**  
So. // G // 5-10  
Indianapolis, Ind.  
Heritage Christian




**#12 Abby Prohaska**  
So. // G // 5-10  
Libert Township, Ohio  
Lakota West



**#13 Marta Sniezek**  
Sr. // G // 5-8  
McLean, Va.  
Stanford



**#20 Nicole Benz**  
Jr. // G // 5-8  
Valencia, Calif.  
William S. Hart



**#21 Anaya Peoples**  
Fr. // G // 5-10  
Danville, Ill.  
Schlarman



**#22 Danielle Cosgrove**  
So. // F // 6-4  
Holbrook, N.Y.  
Sachem East



**#24 Destinee Walker**  
Gr. // G // 5-10  
Orlando, Fla.  
North Carolina



**#30 Mikky Vaughn**  
Jr. // C // 6-3  
Philadelphia, Penn.  
Paul VI/Friends' Central



**#33 Sam Brunelle**  
Fr. // F // 6-2  
Ruckersville, Va.  
William Monroe



**#40 Katie Keyes**  
Fr. // 5-11 // F  
Ridgewood, N.J.  
Ridgewood



**Muffet McGraw**  
Karen & Kevin Keyes Head Coach  
33rd Season at Notre Dame  
38th Overall as Head Coach



**Carol Owens**  
Associate Head Coach  
11th Season as Associate  
20th Season at Notre Dame



**Beth Cunningham**  
Associate Head Coach  
8th Season



**Michaela Mabrey**  
Assistant Coach  
1st Season