



# NOTRE DAME FOOTBALL



## CAMPING WORLD BOWL

## #15 NOTRE DAME (10-2) VS. IOWA STATE (7-5)

### GAME INFORMATION

	Saturday, December 28 Noon ET	Camping World Stadium (artificial) Orlando, FL
	ABC ESPN app	Bob Wischusen (play-by-play) Dan Orlovsky (color) Allison Williams (sideline)
	Notre Dame Radio Network SiriusXM (Channel 129) 96.1 FM, 101.5 FM & 960 AM (South Bend)	Paul Burmeister (play-by-play) Ryan Harris (analysis) Jack Nolan (sideline)
	CampingWorldBowl.com/tickets Capacity: 65,000	Notre Dame Ticket Exchange powered by VividSeats.com

### 2019 SCHEDULE (10-2)

Date	ND Rk	Opp Rk	Opponent	Location	TV	Time/Score
Sep. 2	9/9		at Louisville	Louisville, KY	ESPN	W, 35-17
Sep. 14	7/7		New Mexico	Notre Dame, IN	NBC	W, 66-14
Sep. 21	7/7	3/3	at Georgia	Athens, GA	CBS	L, 17-23
Sep. 28	10/10	18/18	Virginia	Notre Dame, IN	NBC	W, 35-20
Oct. 5	9/10		Bowling Green	Notre Dame, IN	NBC	W, 52-0
Oct. 12	9/10	RV/--	Southern Cal	Notre Dame, IN	NBC	W, 30-27
Oct. 26	8/8	16/16	at Michigan	Ann Arbor, MI	ABC	L, 14-45
Nov. 2	16/16	--/RV	Virginia Tech	Notre Dame, IN	NBC	W, 21-20
Nov. 9	15/15/15		at Duke	Durham, NC	ACCN	W, 38-7
Nov. 18	16/16/16	21/21/23	Navy	Notre Dame, IN	NBC	W, 52-20
Nov. 23	16/15/15		Boston College	Notre Dame, IN	NBC	W, 40-7
Nov. 30	16/15/15		at Stanford	Palo Alto, CA	FOX	W, 45-24

#### Camping World Bowl

Dec. 28	15/14/14	--/RV/RV	vs. Iowa State	Orlando, FL	ABC	Noon
---------	----------	----------	----------------	-------------	-----	------

Rankings: (CFP)/AP/Coaches (current for upcoming opponents, at time of game for past opponents) | All times Eastern

### THE TRADITION

7	Heisman Trophy Winners – Angelo Bertelli (1943), John Lujack (1947), Leon Hart (1948), John Lattner (1953), Paul Hornung (1956), John Huarte (1964), Tim Brown (1987)
11	Consensus National Championships: 1924, 1929, 1930, 1943, 1946, 1947, 1949, 1966, 1973, 1977, 1988
13	NFL Hall of Famers – the most of any college football program
21	Different seasons Notre Dame has been selected as the National Champion by at least one poll listed in the NCAA official record book
22	Different undefeated regular seasons
52	College Football Hall of Famers – Raghib Ismail (1988-90) is a 2019 inductee
102	Consensus All-Americans – most recent Julian Love (2018)
928 <sup>~</sup>	All-time wins – second in college football history.
.731 <sup>^</sup>	All-time winning percentage – the best in college football history.

### THE COACHES

	Head Coach	At School	Overall	vs. Opponent
ND	Brian Kelly	91-37 (10th year) <sup>^</sup>	262-94-2 (29th year) <sup>^</sup>	0-0
ISU	Matt Campbell	24-23 (5th year)	59-38 (8th year)	0-0

<sup>^</sup>-Includes 20 regular-season wins and two postseason appearances vacated under discretionary NCAA penalty

### BY THE NUMBERS

3	<b>Brian Kelly</b> became just the third coach in Notre Dame history with three or more wins of at least 25 points over ranked teams with the victory vs. Navy. Lou Holtz and Frank Leahy each secured eight such victories. Ara Parseghian and Dan Devine had two such victories apiece.
3.67	During the regular season, the Irish allowed just 3.67 points/game in the opening stanza this season (just 2.40 points per first quarter at home). Notre Dame totaled six first-quarter shutouts this season. At Notre Dame Stadium in 2019, the Irish defense allowed only two touchdowns in the first quarter and just five in the first half.
4	<b>WR Chase Claypool</b> totaled four touchdown receptions vs. Navy, tying the program record for a single game. Three of those receptions came in the first half, marking the first time an Irish player has scored three receiving touchdowns in a single half since at least 1950.
5	With his four touchdown passes in the last game, <b>QB Ian Book</b> totaled five games this season with four or more passing touchdowns, the most for a single season in school history. He joined Brady Quinn as the only Irish quarterbacks to throw four or more touchdown passes in a single game on six occasions in their career (Quinn accomplished the feat seven times).
10	For the third consecutive season, Notre Dame has reached 10 wins, the first time since the 1991-93 seasons that the Irish have accomplished the feat.
18	Notre Dame has won 18 consecutive games at Notre Dame Stadium. It is the third-longest winning streak at home for the Irish since the stadium opened in 1930. Clemson and Ohio State are the only other Power 5 programs that boast home streaks of 18 or more games.
24	Notre Dame has held 24 of 25 opponents during <b>Clark Lea's</b> tenure as defensive coordinator to 30 points or less. That includes includes ranked opponents LSU, Michigan, Stanford, Virginia Tech, Syracuse, Clemson, Georgia, Virginia and Navy.
26	Notre Dame totaled 26 takeaways this season, the second-most in the FBS after the regular season, also noting the highest number of fumble recoveries in the FBS (17, overtaking Illinois).
30	Notre Dame defeated three-straight opponents by 30 points or more - Duke (38-7), Navy (52-20) and Boston College (40-7) - in the 2019 season. The last time the program accomplished this feat was during the 1989 season when the Irish defeated Pittsburgh (45-7), Navy (41-0) and SMU (59-6).
139	<b>QB Ian Book</b> became the first player in program history with four passing touchdowns and at least 100 rushing yards in a single game after his performance at Duke. His 139 rushing yard total was the third-highest by an Irish quarterback since 1996. The last Irish quarterback to rush for more than 100 yards was Brandon Wimbush vs. Wake Forest in 2017 (110).
+188	The +188 point differential (296-108) for the Irish during their 2019 home slate is the largest since the 1932 season, when Hunk Anderson's Notre Dame team outscored opponents by 198 (they shut out every team that visited Notre Dame Stadium that season).
358 <sup>^</sup>	Career games coached by <b>Brian Kelly</b> , second among active NCAA coaches to Mack Brown (North Carolina).
400	<b>WR Chase Claypool</b> has passed the 400-yard receiving mark for the third consecutive season. He is among only four Notre Dame wideouts since 1996 to accomplish this feat (Michael Floyd, Rhema McKnight and Malcolm Johnson). Claypool passed Jim Seymour (16, 1966-68) to move into 10th place in the Notre Dame record book for career touchdown receptions (18). Claypool also passed the 2,000 career receiving yard plateau with the first TD reception, ending the day with 2,013 career receiving yards.
2,500	<b>QB Ian Book</b> became the first Notre Dame quarterback with 2,500 passing yards, 500 rushing yards and 30 touchdown passes in a season. Jalen Hurts is the only other collegiate student-athlete to hit these marks in the 2019 season and, since 2017, only Book, Hurts, Kyler Murray, JT Barrett and D'Eriq King have hit these marks in the regular season.

**BOWL GAME HISTORY**

- The 2019 Camping World Bowl is the first-ever meeting between the Fighting Irish and the Iowa State Cyclones.
- This marks Notre Dame's second trip to the Camping World Bowl. The Irish played the 2017 Citrus Bowl in Camping World Stadium in Orlando, beating LSU 21-17, and also took part in the 2011 Champs Sports Bowl, which eventually became the Camping World Bowl, falling to Florida State, 14-18.
- Notre Dame is 18-19\* in all-time Bowl Game play, including a trip to the BCS National Championship in 2012 and the College Football Playoff in 2018.

Season	Bowl	Date	Opponent	Result	Score
1924	Rose	Jan. 1, 1925	Stanford	W	27-10
1969	Cotton	Jan. 1, 1970	Texas	L	17-21
1970	Cotton	Jan. 1, 1971	Texas	W	24-11
1972	Orange	Jan. 1, 1973	Nebraska	L	6-40
1973	Sugar	Dec. 31, 1973	Alabama	W	24-23
1974	Orange	Jan. 1, 1975	Alabama	W	13-11
1976	Gator	Dec. 27, 1976	Penn State	W	20-9
1977	Cotton	Jan. 2, 1978	Texas	W	38-10
1978	Cotton	Jan. 1, 1979	Houston	W	35-34
1980	Sugar	Jan. 1, 1981	Georgia	L	10-17
1983	Liberty	Dec. 29, 1983	Boston College	W	19-18
1984	Aloha	Dec. 29, 1984	SMU	L	20-27
1987	Cotton	Jan. 1, 1988	Texas A&M	L	10-35
1988	Fiesta	Jan. 2, 1989	West Virginia	W	34-21
1989	Orange	Jan. 1, 1990	Colorado	W	21-6
1990	Orange	Jan. 1, 1991	Colorado	L	9-10
1991	Sugar	Jan. 1, 1992	Florida	W	39-28
1992	Cotton	Jan. 1, 1993	Texas A&M	W	28-3
1993	Cotton	Jan. 1, 1994	Texas A&M	W	24-21
1994	Fiesta	Jan. 2, 1995	Colorado	L	24-41
1995	Orange	Jan. 1, 1996	Florida State	L	26-31
1997	Independence	Dec. 28, 1997	LSU	L	9-27
1998	Gator	Jan. 1, 1999	Georgia Tech	L	28-35
2000	Fiesta	Jan. 1, 2001	Oregon State	L	9-41
2002	Gator	Jan. 1, 2003	North Carolina State	L	6-28
2004	Insight	Dec. 28, 2004	Oregon State	L	21-38
2005	Fiesta	Jan. 2, 2006	Ohio State	L	20-34
2006	Sugar	Jan. 3, 2007	LSU	L	14-41
2008	Hawai'i	Dec. 24, 2008	Hawai'i	W	49-21
2010	Sun	Dec. 31, 2010	Miami (Fla.)	W	33-17
2011	Champs Sports	Dec. 29, 2011	Florida State	L	14-18
*2012	BCS N.C. Game	Jan. 7, 2013	Alabama	L	14-42
*2013	Pinstripe	Dec. 28, 2013	Rutgers	W	29-16
2014	Music City	Dec. 30, 2014	LSU	W	31-28
2015	Fiesta	Jan. 1, 2016	Ohio State	L	28-44
2017	Citrus	Jan. 1, 2018	LSU	W	21-17
2018	CFP (Cotton)	Dec. 29, 2018	Clemson	L	3-30

\*-Includes 20 regular-season wins and two postseason appearances vacated under discretionary NCAA penalty

**CFB 150**

- The University of the Notre Dame honored the 150th Anniversary of College Football by donning Under Armour Heritage uniforms that pay homage to the 1988 National Championship team on November 23 against Boston College.

**ALL-AROUND EXCELLENCE**

- The University of Notre Dame was recently ranked 15th in the U.S. News and World Report rankings for Top Colleges.
- Of all teams that have made a College Football Playoff appearance, Notre Dame is the only school in the top 25 of those rankings. The university closest to Notre Dame in the rankings that has also made a CFP appearance is Georgia, which comes in at a tie for 50th.


**FOOTBALL STAFF GAME DAY LOCATIONS**

Coach	Title	Location
Brian Kelly	Head Coach	Sideline
Clark Lea	Def. Coordinator/Linebackers	Press Box
Mike Elston	Defensive Line	Sideline
Lance Taylor	Running Backs	Sideline
Jeff Quinn	Offensive Line	Sideline
Todd Lyght	Defensive Backs	Sideline
Terry Joseph	Def. Pass Game Coordinator	Sideline
Brian Polian	Special Teams Coordinator	Sideline
Del Alexander	Wide Receivers	Sideline
Tom Rees	Quarterbacks	Press Box

*Note: Regular season locations; may be subject to change*

**FOOTBALL ATHLETICS COMMUNICATIONS STAFF**

Interim Director of Football Communications Primary Football	Michael Scholl	mscholl@nd.edu o - 574-631-4780 c - 574-876-6248
Assistant Athletic Director Strategic Communications Secondary Football	Aaron Horvath	ahorvat3@nd.edu o - 574-631-8978 c - 574-340-3106
Senior Associate Athletic Director, Media and Brand	Rob Kelly	rkelly1@nd.edu o - 574-631-0979 c - 574-514-6100
Assistant Athletics Communications Director	Claire Kramer	ckramer@nd.edu c - 913-952-6454



Michael Scholl



Aaron Horvath



Rob Kelly



Claire Kramer

**ADDITIONAL INFORMATION**

Additional information and resources, including the 2019 Media Guide, statistics, transcripts, headshots, rosters, videos, audio files and more, can be found at [und.com/pressbox](http://und.com/pressbox).





**SEVEN CAPTAINS IN 2019**

- Quarterback Ian Book, safety Jalen Elliott, wide receiver Chris Finke, safety Alohi Gilman, offensive lineman Robert Hainsey, defensive lineman Khalid Kareem and defensive lineman Julian Okwara will serve as team captains for Notre Dame in 2019.
- The seven total captains matches a program-high from the 2017 season (DeShone Kizer was part of that group but eventually declared for the NFL Draft, leaving the Irish with six captains for the actual football season).

**HOME FIELD WIN STREAK**

- The Irish completed an undefeated home slate for the second consecutive season. Notre Dame had not achieved back-to-back undefeated home seasons since 1988-89.
- Notre Dame completed an undefeated season at Notre Dame Stadium in 2019 for the third time in five seasons (2015, 6-0 and 2018, 6-0) after finishing 7-0 following a 40-7 win over Boston College. From 1990-2011, only the 1998 campaign (6-0) saw a perfect Notre Dame home slate.
- Notre Dame has won 18 straight games at home dating back to Sept. 30, 2017, starting with a victory over Miami (Ohio). It is the third-longest home winning streak for the Irish since Notre Dame Stadium opened in 1930 (28 straight from 1942-50; 19 straight from 1987-90). Clemson and Ohio State are the only other Power 5 programs that boast home streaks of 18 or more games:

School (*Power 5)	Home Winning Streak
Clemson*	23
Ohio State*	21
UCF	20
<b>NOTRE DAME*</b>	<b>18</b>
UAB	18
Oklahoma*	16

- *See page nine for home sellout streak information*

**ENTERING POSTSEASON**

**ROAD TO THE BOWL**

- Notre Dame ranked 12th nationally in points per game vs. FBS teams (37.1) and 12th nationally in points allowed per game vs. FBS teams (18.7).
- The Irish totaled three wins against CFP-ranked teams and zero losses to unranked teams.
- Notre Dame held four of five opponents in November below their season scoring average, including holding a Navy team that is 10th in scoring offense at 39.3 ppg to 20 points.
- Among CFP teams ranked 6-20, only Notre Dame, Alabama, Oregon and Wisconsin rank among the top 20 nationally in scoring offense and scoring defense against FBS competition (Oregon & Wisconsin both have losses to an unranked team, while Alabama did not defeat a ranked opponent all year).

**TAKING CARE OF BUSINESS**

- Over the last 37 games, the Irish were 31-6, their best record over a 37-game span since 1991-93, when Notre Dame went 31-5-1. The Irish improved to 14-1 in regular-season games against Atlantic Coast Conference opponents over the last three seasons.
- Of the top 10 teams in the CFP rankings and Notre Dame, the Irish lead all other teams in number of opponents that were ranked at some point during the season (7). The next closest program is Ohio State with six.
- The Irish faced seven teams coming off of their bye week this season, and won all seven of those games.
- Notre Dame and Alabama are the only two teams that have not lost to an unranked team since the beginning of 2017.
- Notre Dame has been ranked in the top 25 for 43 consecutive weeks, the longest such streak for the Irish since the 1994 season.

- For the first time in Notre Dame history, an Irish team recorded six touchdown passes in two games during the same season (vs. New Mexico and vs. Bowling Green). The six touchdown passes match the Irish team record for passing touchdowns in a game.
- The Irish completed their third consecutive season of 10 or more wins with a 45-24 victory at Stanford. Notre Dame's offense racked up 445 yards, while the defense upped its season takeaway total to 26, the second-most in the FBS.
- Notre Dame completed its second consecutive undefeated home slate in the 40-7 win over Boston College. Notre Dame's offense traveled 501 yards on the day, while the Irish defense held the Eagles to 191 offensive yards.
- The Irish dominated No. 23 Navy, 52-20, marking the most points Notre Dame has ever scored against a ranked Navy team. The previous high came on Nov. 1, 1958, when the Irish defeated the Mids, 40-20, at Baltimore's Memorial Stadium. It was Notre Dame's 24th victory over a ranked team by a margin of 25 points or more, and it marked the third time the Irish have secured such a win against the Mids. It also marked the third time this season the Irish have scored at least 50 points (New Mexico and Bowling Green). The last time Notre Dame reached that plateau in multiple games in a season was in 2011 when the Irish did it twice (vs. Air Force and vs. Navy).
- Notre Dame beat Duke handily, 38-7, with a performance that saw QB Ian Book go 18-of-32 for 181 yards and four touchdowns, in addition to a career-best 139 rushing yards. His four-score performance made him one of just two Notre Dame quarterbacks to throw at least four touchdown passes on four occasions, joining Brady Quinn, who accomplished the feat seven times. He was also the first Notre Dame quarterback ever to throw four TD passes and rush for 100 yards in the same game.
- The Irish defeated Virginia Tech, 21-20. QB Ian Book rushed seven yards for a last-minute touchdown to give Notre Dame the score, with K/P Jonathan Doerer netting the go-ahead PAT. The winning drive took 18 plays and covered 87 yards in just 2 minutes and 53 seconds. The last time the Irish scored to win a game in the final minute came against Virginia in 2015. Notre Dame forced three-and-outs on six of Virginia Tech's nine drives in the first half, holding the Hokies to 85 yards, against Notre Dame's 243 yards.
- Prior to the break, Notre Dame defeated rival Southern Cal at home, 30-27, on an impressive effort from all three phases. RB Tony Jones rushed for a career-high 176 yards, while K/P Jonathan Doerer sent his name to the Irish record books, becoming the first Irish kicker since Dave Reeve (1977) to make three field goals of 40 or more yards in a single game.
- Against Bowling Green, Notre Dame's 35-0 halftime lead was the largest since opening a 35-0 halftime margin over Rutgers in 1996.
- The contest vs. Virginia marked the second-consecutive week Notre Dame appeared in the week's highest-ranked matchup (lowest total of both squads' rankings). From 2015-2018 among all FBS teams, it has only happened three times: Alabama (Weeks 7-8, 2016; Weeks 10-11, 2018) and Penn State (Weeks 8-9, 2017). As the current AP rankings stand, the only other teams with back-to-back top-ranked matchups in 2019 were Florida in Weeks 6-7 and Ohio State in Weeks 13-14.
- The Irish made a statement in the home opener vs. New Mexico, scoring 66 points, the most in a home opener since 1932. The win marked the first time since 2015 the Irish scored more than 60 points in a game (62-27 win vs. Massachusetts). The pick-six to open the scoring for the Irish marked the first time since 2002 (Gerome Sapp in 24-17 win vs. Purdue) that the first Notre Dame score of the year at home was a defensive touchdown. The three interceptions by the Irish defense were the most in a game since they picked off three in a 36-3 win over Syracuse in 2018.
- In the season-opening win at Louisville on Labor Day, the Irish scored first on a Jahmir Smith three-yard rushing touchdown. Notre Dame has scored the first points in the season-opening game in nine of the last 10 seasons. Since 1958, the Irish are 38-4 when scoring first in the season opener. Notre Dame also recovered three fumbles, tying the then-program record set in 2012 vs. Navy in Dublin.

**IAN BOOK NOTABLES**

- Senior quarterback **Ian Book** became the first Notre Dame quarterback with 2,500 passing yards, 500 rushing yards and 30 touchdown passes in a season. Jalen Hurts is the only other collegiate student-athlete to hit these marks in the 2019 season and, since 2017, only Book, Hurts, Kyler Murray, JT Barrett and D'Eriq King have hit these marks in the regular season.
- Just five FBS players have been responsible for more points than Book's 222 this season.

Player	School	Points Responsible For
Joe Burrow	Louisiana State	308
Jalen Hurts	Oklahoma	308
Justin Fields	Ohio State	300
Anthony Gordon	Washington State	272
Trevor Lawrence	Clemson	246
<b>IAN BOOK</b>	<b>NOTRE DAME</b>	<b>222 (33 passing TDs, 4 rushing TDs)</b>

- Book matched a career high vs. Navy when he passed for five touchdowns, including a 70-yard career-long pass (and career-long passing TD) to WR Braden Lenzy and four scoring passes to WR Chase Claypool.
- Book is the first Notre Dame quarterback to start and win consecutive matchups vs. Southern Cal since Rick Mirer (played 1989-92).

**BOOK SOLID LATE**

- In the last eight games, Ian Book has been sacked just once on third down (73 passing attempts), the best rate among Power 5 quarterbacks.
- Book completed 29 passes for 336 yards and two touchdowns vs. Virginia Tech, rushing for the game-winning score in the final minute. Book became the fourth Irish QB to complete 29 or more passes at least two times in one season, along with Jimmy Clausen, Brady Quinn and Everett Golson.

**HEADED FOR THE RECORD BOOKS**

- Following his four passing touchdowns vs. Stanford, Book moved into fourth all-time in program history for career touchdown passes (56), passing Ron Powlus (52), current associate athletic director for football.

Player	Years	Passing Touchdowns
Brady Quinn	2003-06	95
Tommy Rees	2010-13	61
Jimmy Clausen	2007-09	60
<b>IAN BOOK</b>	<b>2017-19</b>	<b>56</b>
Ron Powlus	1994-97	52
DeShone Kizer	2015-16	47

- Book's 33 touchdown passes this season rank second in program history. Brady Quinn's 37 touchdown passes in 2006 is the only more-prolific QB scoring campaign.
- With another four-touchdown passing game vs. Stanford, it marked the fifth time this season that Book has notched at least four TD passes in a game the most all time in Notre Dame history. Book has now hit the four TD passes mark in six games in his career (one behind Notre Dame all-time leader Brady Quinn).
- Book totaled three games with five TD passes this season (two -Bowling Green- with five in one half), the most in a season by an Irish QB, and is the first Notre Dame passer to record five touchdown passes in one half.
- Book went 18-of-32 for 181 yards and four touchdowns at Duke, in addition to a career-best 139 rushing yards. He led the Irish in rushing, and was the first player in program history with four passing touchdowns and at least 100 rushing yards in a game. The last Notre Dame quarterback to rush for more than 100 yards was Brandon Wimbush vs. Wake Forest in 2017 (110). Book's rushing total was the third-highest for an Irish quarterback since 1996.

**NOTEWORTHY DEFENSIVE NOTABLES**

- During the regular season, the Irish allowed just 3.67 points/game in the opening stanza this season (just 2.40 points per first quarter at home). Notre Dame totaled six first-quarter shutouts this season. At Notre Dame Stadium in 2019, the Irish defense allowed only two touchdowns in the first quarter and just five in the first half.
- At home in 2019, the Irish defense allowed only two touchdowns in the first quarter and just five in the first half. In total, Notre Dame's defense has faced 47 first-half drives.
- Notre Dame totaled 26 takeaways this season, the second-most in the FBS after the regular season, and the highest number of fumble recoveries (17) in the FBS (overtaking Illinois' 16). Over the last three games of the regular season, the Irish notched eight takeaways.
- Notre Dame's defense currently ranks third among FBS teams in pass yards allowed/game:

School	Total Passing Yards Allowed	Passing Yards Allowed Per Game
Clemson	1,801	138.5
Ohio State	1,925	148.1
<b>NOTRE DAME</b>	<b>1,964</b>	<b>163.7</b>
Kentucky	2,072	172.7
Michigan	2,085	173.8

- Notre Dame's offense traveled 501 yards vs. Boston College, and the Irish defense held the Eagles to 191 offensive yards, including just 63 yards passing. Prior to that game, the Eagles had averaged 201.5 passing yards per game.
- Entering the matchup, Navy had allowed just eight touchdown receptions on the season. The Irish scored five passing TDs on the Mids, limiting Navy to 79 total passing yards.
- In the first quarter vs. Duke, the Irish held the Blue Devils to 26 offensive yards to Notre Dame's 180. The Irish totaled eight first downs in the quarter while limiting Duke to just one. Duke did not post their second first down until halfway through the second quarter.
- In the first half vs. Virginia Tech, Notre Dame forced three-and-outs on six of the Hokies' nine drives, holding them to 85 yards against Notre Dame's 243 yards.
- The Irish forced a shutout vs. Bowling Green for the first time since 2014 (vs. Michigan, 31-0), scoring 35 points in the first half. Notre Dame's 35-0 halftime lead was the largest since opening a 35-0 halftime margin over Rutgers in 1996. It is Notre Dame's largest shutout margin since that game, when Lou Holtz's Irish won, 62-0.
- Notre Dame held Bowling Green to just four drives that ended in Notre Dame territory (out of 11 total), the farthest point reached by the Falcons being the ND 23-yard line.
- In 2019, Notre Dame has outscored opponents 93-33 in the third quarter.

**FOLLOW HIS LEA-D**

- Notre Dame has held 24 of 25 opponents during Clark Lea's tenure as defensive coordinator to 30 points or less. That includes includes ranked opponents LSU, Michigan, Stanford, Virginia Tech, Syracuse, Clemson, Georgia, Virginia and Navy.

**BORN TO (STOP THE) RUN**

- The Irish defense held Virginia to just four total rushing yards, marking the fourth-lowest total by an opposing team of Notre Dame since 1996, and the fewest in the Brian Kelly era. Notre Dame produced tackles for loss on 44.8 percent of Virginia's rushing attempts, a rate which led the FBS. The four yards was also the lowest total against a ranked team since Nov. 26, 1966 (Southern Cal, 51-0 win, -12 rushing yards).
- In the first half, Notre Dame held Virginia to -2 rushing yards. In their previous four games, the Cavaliers had rushed for an average of 55.75 yards in the first half.
- Notre Dame's defense held Georgia to just 34 total yards of offense in the first quarter. The Bulldogs gained at least 150 yards in the first quarter during each of their first three games this season.
- In the first half, Notre Dame outgained Duke, 273-123. The Irish racked up 175 rushing yards to the Blue Devils' 44. On the game, the Notre Dame defense held Duke to 95 total rushing yards.

**NOTEWORTHY OFFENSIVE NOTABLES**

- The Irish tight ends have totaled 11 touchdown catches this season (Kmet – 6, Tremble – 4, Takacs –1), the most in a single season for the position group in Notre Dame records. The previous highs came in 2013 and 1991, both with eight.
- The Irish marked the third time this season scoring at least 52 points in a game with the win over Navy, marking the most points Notre Dame has ever scored against a ranked Navy team. The previous high came on Nov. 1, 1958, when the Irish defeated the Mids, 40–20, at Baltimore’s Memorial Stadium.
- Notre Dame was the last remaining team in the FBS hold a perfect red zone scoring percentage, converting on its first 24–of–24 visits inside the 20. Of the two dozen scores, 21 were touchdowns (11 rushing, 10 passing). This season, the Irish have scored on 47 of 51 visits to the red zone.
- The Irish totaled 573 yards of total offense vs. Bowling Green, having a 100–yard receiver (Javon McKinley) and 100–yard rusher (Tony Jones Jr.) for the first time since 2018 at Virginia Tech (WR Miles Boykin and RB Dexter Williams).
- Notre Dame’s running backs have recorded 1,375 carries with one fumble. The streak prior to the fumble (1,273), dating back to Nov. 21, 2015, was the longest active FBS streak.

**NOTEWORTHY SPECIAL TEAMS NOTABLES**

- **LS John Shannon** won the Patrick Mannelly award, recognizing the nation’s top long snapper. He recovered a muffed punt by Stanford in the third quarter, reclaiming possession for the Irish at the Cardinal 48–yard line and earning the game ball.
- On the season, **K/P Jonathan Doerer** has compiled a 81.3 FG–make percentage (13–16), the fifth–best by an Irish kicker in a single season since 1996. In 2019, Doerer was perfect on PAT attempts (54–of–54), totaling 93 points between field goals and points after.
- Doerer kicked a 47–yard field goal (his second–longest of the season) vs. Boston College to notch the first points of the game on Notre Dame’s opening drive. He also made field goals of 45, 37 and 29 yards. With his four field goals vs. Boston College, Doerer ties for seventh–most by an Irish kicker in a single game.
- Doerer inscribed his name in Notre Dame record books vs. Southern Cal, becoming the first Irish kicker since Dave Reeve (1977) to make three field goals of 40 or more yards in a single game. Doerer made a career–long 52–yard field goal on the opening drive of the second half vs. Southern Cal, also making a 45–yard field goal with 15 seconds remaining in the first half. Doerer added a 43–yard field goal in the fourth quarter. All three surpassed his previous career–long (36 yards).
- Doerer’s 52–yarder also places him in the Irish record books, matching the third–longest field goal made in Notre Dame history. Dave Reeve (1976 vs. Pittsburgh) and Kyle Brindza (2013 vs. Arizona State in Arlington, Texas) both had 53–yard field goals for the Irish. Notre Dame’s last made field goal of 50 yards or longer came in 2015, when Justin Yoon netted a 52–yarder against Navy.
- At Stanford, **DL Isaiah Foskey** blocked a Stanford punt with less than five minutes remaining in the second half, the second blocked punt this season by the Irish (Bo Bauer) and Foskey’s first of his career. It was recovered by **DL Justin Ademilola** at the Cardinal 1–yard line, his first career recovery.
- **LS John Shannon** recovered a muffed punt by Stanford in the third quarter, reclaiming possession for the Irish at the Cardinal 48–yard line.
- Lending voice to the importance of veteran players making their mark on special teams, in the first quarter at Georgia, **WR Chase Claypool** recovered a Georgia muffed punt return at the Bulldog eight–yard line to set up a Notre Dame touchdown drive (QB Ian Book one–yard pass to TE Cole Kmet). It was Claypool’s first–career fumble recovery.

**NOTEWORTHY INDIVIDUAL NOTABLES**

- **WR Chase Claypool** passed Jim Seymour (16, 1966–68) to move into 10th place in the Notre Dame record book for career touchdown receptions (18). Claypool also passed the 2,000 career receiving yard plateau, currently totaling 2,013 career receiving yards.
- Just five receivers in Notre Dame history have posted more touchdown receptions in a season than Claypool’s 12 in 2019. He ties for sixth in the record books with Michael Floyd (2010) and Jeff Samardzija (2005).
- Claypool posted 12 touchdown receptions this season, the sixth–most in a season by an Irish receiver in program history
- Claypool posted a career–high four touchdown receptions vs. Navy, tying for the most in a single game by an Irish receiver with Maurice Stovall (vs. BYU, 2005). Three of those receptions came in the first half, marking the first time an Irish player has scored three receiving touchdowns in a single half since at least 1950.
- Claypool caught two touchdown passes at Stanford, the first a 41–yard TD pass from Book to cap a three–play, 76–yard drive to take the lead, 21–17, heading into halftime; and the second an eight–yard reception to help put the Irish up, 28–17.
- In the month of November over the past four seasons, Claypool has totaled 63 receptions for 962 yards and eight TDs.
- He recorded eight receptions for 118 yards vs. Virginia Tech, including a key 26–yard catch on fourth down in the final minutes of the game. His reception kept the Irish drive alive, which culminated in the go–ahead touchdown run by Ian Book.
- Claypool caught a seven–yard pass for a touchdown from Book in the first quarter at Duke, his fifth touchdown catch of the season and 11th of his career. It was Claypool’s first score since his two receiving touchdowns vs. Bowling Green. Claypool finished the night with 5 receptions for 97 yards, marking the fifth–highest single–game total of his career.
- Claypool has passed the 400–yard receiving mark for the third consecutive season. He is among only four Notre Dame wideouts since 1996 to accomplish this feat (joining Michael Floyd, Rhema McKnight and Malcolm Johnson).
- Claypool caught two touchdown passes vs. Bowling Green, totaling 61 yards on three total receptions, while catching three passes for 47 yards vs. Southern Cal. He surpassed the 100–career receptions mark on his first catch vs. Virginia, and on his now 121 career receptions, Claypool has recorded 1,676 yards (13.9 average) and 10 touchdowns in four seasons. He joins a group of just 14 other Irish players who have reached the 100–career receptions mark since 1996. The most recent receivers to reach the benchmark were Chris Brown and Will Fuller V.
- Lending voice to the importance of veteran players making their mark on special teams, in the first quarter at Georgia, Claypool recovered a Georgia muffed punt return at the Bulldog eight–yard line to set up a Notre Dame touchdown drive (QB Ian Book one–yard pass to TE Cole Kmet). It was Claypool’s first–career fumble recovery. He also added 6 catches for 66 yards and a touchdown at Georgia.
- **S Jalen Elliott** and **LB Asmar Bilal** each played in their 50th career game against the Cardinal. They become just the fifth and sixth players in Notre Dame history to play in 50 or more games during their career (Manti Te’o, Harrison Smith and Drue Tranquill with 51; Tyler Newsome with 50).
- **LS John Shannon** recovered a muffed punt by Stanford in the third quarter, reclaiming possession for the Irish at the Cardinal 48–yard line.
- **WR Chris Finke** caught his fourth touchdown pass of the season vs. Boston College. He posted five receptions in the first half, matching his single–game season–high. He totaled seven receptions (matches career high) for 71 yards (season high, previous was 57 yards vs. Navy) and a touchdown on the game.

- Finke put up the first points at Duke on an 18-yard touchdown catch from Book. Finke recorded his second touchdown of the game on a six-yard pass from Book on Notre Dame's first drive in the third quarter. The two scores mark Finke's first career multi-TD game. He also recorded a career-long 46-yard punt return, and received the game ball.
- **DL Khalid Kareem** recorded two forced fumbles in the first half vs. Navy, his first two of the season and third of his career. The first was recovered by **LB Asmar Bilal** on Navy's opening drive to give Notre Dame possession at the Irish 27-yard line. It was Bilal's first fumble recovery of the season and the second of his career (vs. Clemson, 2018). The second was recovered by **DE Jamir Jones**, his first of the season and the second of his career (vs. Navy, 2018). He forced his third fumble of the season vs. Boston College, which was also recovered by White.
- **WR Braden Lenzy** scored on a 61-yard rush vs. Boston College, the longest rushing touchdown (previously 51) and longest rushing play (previously 53) of the season for Notre Dame. It also marked Lenzy's fourth touchdown of the season (two rushing, two receiving).
- Lenzy also scored on a 70-yard spiral from Book vs. Navy, the longest pass/reception, scoring or otherwise, for both Book and Lenzy in their careers. Lenzy notched his first career rushing touchdown (second career TD), a 51-yard score, in the second quarter vs. Southern Cal. It was Notre Dame's longest rushing touchdown of the season.
- **LB Drew White** has recovered two fumbles on the season, one vs. Boston College and one vs. Navy. He led the Irish in tackles vs. Navy, totaling 10 on the day. White made a career-best 11 tackles in the effort at Michigan, and led the Irish with eight total tackles vs. Virginia Tech.
- Freshman **DB Kyle Hamilton** led the Notre Dame defense in interceptions (four) in 2019, and is one of two true freshman in the FBS to total four interceptions on the season (LSU's Derek Stingley Jr.). He recorded his fourth interception of the season in the fourth quarter vs. Boston College to set up an Irish touchdown drive. His third interception sealed the Irish victory in the final seconds vs. Virginia Tech.
- **LB Paul Moala** recorded a fumble recovery and returned it for a touchdown vs. Navy, marking his first career scoop and score.
- **CB Troy Pride Jr.** snagged an interception on the opening drive of the second half at Duke, returning it 39 yards. The interception marked the fourth of his career and first of the season.
- **RB Tony Jones Jr.** posted a career-high 176 rushing yards vs. Southern Cal, marking his fourth 100-yard rushing performance of the season and the fifth of his career. His previous rushing career-high came this season vs. Virginia (131 yards).
- Jones Jr. surpassed 100 rushing yards with fewer than three minutes remaining in the first half vs. Southern Cal, and is now tied for 14th in Notre Dame history with four 100-yard rushing games in a season.
- **S Alohi Gilman** posted his first career sack on Boston College's opening drive, forcing a three-and-out.
- **LB Asmar Bilal** recorded five tackles in the first quarter vs. Southern Cal, totaling 11 (8 solo) on the game and leading the Irish defense. His 11 total tackles mark his single game career high, passing his previous total of nine. He also led the Irish in the Boston College game with eight tackles and earned the game ball.
- **LB Jeremiah Owusu-Koramoah** recovered a Virginia Tech fumble, the first fumble recovery of his career, to give the Irish possession at the Hokie 47-yard line late in the second quarter. He also notched his first career sack on Southern Cal's opening drive, setting up an eventual punt for the Trojans.
- No Notre Dame tight end in his first year of playing experience has caught more touchdown passes than **TE Tommy Tremble**. His second-quarter touchdown catch at Stanford was the sophomore's fourth receiving TD of the season. For the first time in school history, two TE's have had four touchdown receptions or more in the same season (Kmet 6, Tremble 4).

- **K/P Jonathan Doerer** compiled a 85.7 FG-make percentage (12-14) on the season, the fourth-best by an Irish kicker in a single season since 1996.
- Doerer kicked four field goals vs. Boston College - a 47-yarder (his second-longest of the season) and makes from 45, 37 and 29 yards - tied for seventh-most field goals by an Irish kicker in a single game.
- Doerer made three field goals of more than 40 yards vs. Southern Cal, becoming the first Irish kicker ever to do so in a single game. (See Noteworthy Special Teams Notables for more details.) Doerer was awarded a game ball, the first of his career.
- **TE Cole Kmet** tied the Irish record for touchdown receptions in a season (six) by a tight end. Ken McAfee is the only other Notre Dame tight end to reach six touchdowns in a single season (1977).
- Kmet became the 10th tight end in Irish history to have 400 or more yards in a season (first since Troy Niklas in 2013).
- Kmet has totaled 41 receptions, the seventh-highest number of receptions by an Irish tight end in a single season, over the last ten games. Kmet missed the first two games of the season with a collarbone injury. With his second catch vs. Southern Cal, Kmet doubled his career total entering the 2019 season (17) in those four games.
- Kmet posted four catches for 65 yards vs. Virginia, totaling 13 receptions over two games (vs. Virginia and at Georgia). Just two Irish tight ends have totaled more receptions over a two-game span (most was 16 by Kyle Rudolph in 2010 vs. Michigan and Michigan State) since 1996.

Player	Games	Receptions
Kyle Rudolph	Michigan and Michigan State, 2010	16
Tyler Eifert	Air Force and Southern Cal, 2011	15
<b>Cole Kmet</b>	<b>Georgia and Virginia, 2019</b>	<b>13</b>
John Carlson	Navy and North Carolina, 2006	13
Anthony Fasano	Michigan State and Washington, 2005	13
Alizé Mack	Virginia Tech and Pittsburgh, 2018	12

- Kmet totaled a career-high nine catches at Georgia, which tied the program mark for receptions in a single game by a tight end. He tallied 108 receiving yards and a touchdown (seven receptions for 68 yards and a touchdown coming in the first half), and was named the John Mackey Award's Tight End of the Week in Week 4.
- **RB Jahmir Smith** posted a career-long 40-yard rush in the first quarter at Duke, topping his previous high of 24 yards vs. Louisville this season.
- **CB Tariq Bracy** recovered his first career fumble in the fourth quarter to give the Irish possession at the Duke 29-yard line.
- **First Touches** – A number of Irish players have recorded touchdowns on either their first career touch - or the first touch of the season:
  - Freshman **DL Isaiah Foskey** blocked a Stanford punt with less than five minutes remaining in the second half, the second blocked punt this season by the Irish (Bo Bauer) and Foskey's first of his career. It was recovered by sophomore **DL Justin Ademilola** at the Cardinal 1-yard line, his first career recovery.
  - Sophomore **Paul Moala** recorded a fumble recovery and returned it for a touchdown vs. Navy, marking his first career recovery and score.
  - Sophomore **George Takacs** recorded his first career reception on a touchdown pass from Ian Book in the fourth quarter at Duke.
  - Sophomore **Jahmir Smith** scored on his first carry of the season, a three-yard plunge in the season opener at Louisville.
  - Sophomore **Tommy Tremble's** first-career reception ended up as a 26-yard touchdown catch against Louisville.
  - Junior **Avery Davis**, who switched from defensive back to running back due to injuries in the Irish offensive backfield, caught his first pass (a short shovel pass from Ian Book) and ran 59 yards untouched for a touchdown against New Mexico.



- While not his first ‘touch’ – freshman **Kyle Hamilton** had two pass break ups in the opener at Louisville – Hamilton’s first full touch – an interception – he returned for a touchdown against New Mexico.
- Do second touches count? Sophomore **Braden Lenzy** caught a 22-yard touchdown pass on his second reception of the season versus New Mexico while senior **Javon McKinley’s** second and third receptions of the season were both turned into scores against the Lobos.
- In his first game returning from injury, junior **Cole Kmet** recorded his first catch of the season on the first play from scrimmage at Georgia, also recording his first-career touchdown in the same game.

## ON THIS WEEKEND

- Noteworthy historical games, facts and performances for Notre Dame football the last week of December:
  - December 29, 1983 – Notre Dame beats Boston College, 19-18, in the Liberty Bowl.
  - December 31, 1973 – The Irish top Alabama, 24-23, in the Sugar Bowl in New Orleans to complete an undefeated season, and are voted consensus National Champions.

## HOME SELLOUT STREAK

- “Based on ticket sales through Wednesday, we do not anticipate sellouts for our games against Navy and Boston College,” said University Vice President and James E. Rohr Director of Athletics Jack Swarbrick on Nov. 14, 2019. “That this comes during a time of sustained success for our football program reflects both challenges impacting the ticket market nationwide and the unique dynamics of this year’s schedule. Most importantly, however, we are grateful to our fans who have filled the stadium for the last 273 games -- dating back to our November 1973 game against Air Force -- and 321 of the last 322 contests dating back to 1964. We will continue the tradition of making Notre Dame Stadium a destination for generations of Fighting Irish students, alumni and fans while providing the best possible atmosphere for our student-athletes.”
- Over the streak, Notre Dame was 199-73-1 (.731) and outscored opponents 8,181 - 4,901 (averaging a score of 29.97 - 17.95).
- The 273-game sellout streak is the second-longest in NCAA history (Nebraska’s run currently stands at 373).
- In Notre Dame Stadium history, 77% of the games played have been sold out (364-of-473).
- The total attendance over all 273 games of the streak was 19,160,118. That figure is equal to the population of 187 South Bend, Indianas.
- The average attendance during the streak was 70,184, given that the total capacity of Notre Dame Stadium changed at various points since 1973.
- The attendance of the game vs. Navy was 74,080 and the game vs. Boston College was 71,827.

IRISH VS. BIG 12 CONFERENCE																
Team	Home				Away				Neutral				Overall			
	W	L	T	%	W	L	T	%	W	L	T	%	W	L	T	%
Baylor	2	0	0	1.000	0	0	0	0.000	0	0	0	0.000	2	0	0	0.000
Iowa State	0	0	0	0.000	0	0	0	0.000	0	0	0	0.000	0	0	0	0.000
Kansas	3	0	1	0.875	1	1	0	0.500	0	0	0	0.000	4	1	1	0.750
Kansas State	0	0	0	0.000	0	0	0	0.000	0	0	0	0.000	0	0	0	0.000
Oklahoma <sup>^</sup>	4	2	0	0.667	5 <sup>^</sup>	0	0	1.000	0	0	0	0.000	9 <sup>^</sup>	2	0	0.818
Oklahoma State	0	0	0	0.000	0	0	0	0.000	0	0	0	0.000	0	0	0	0.000
Texas	3	1	0	0.750	4	1	0	0.800	2	1	0	0.667	9	3	0	0.750
TCU	1	0	0	1.000	0	0	0	0.000	0	0	0	0.000	1	0	0	1.000
Texas Tech	0	0	0	0.000	0	0	0	0.000	0	0	0	0.000	0	0	0	0.000
West Virginia	2	0	0	1.000	1	0	0	1.000	1	0	0	1.000	4	0	0	1.000
TOTAL	15	3	1	0.816	11 <sup>^</sup>	2	0	0.846	3	1	0	0.750	29 <sup>^</sup>	6	1	0.819

<sup>^</sup> -Includes 20 regular-season wins and two postseason appearances vacated under discretionary NCAA penalty



## NOTRE DAME ACC SCHEDULING AGREEMENT

- In a partnership that began in 2014, the University of Notre Dame and the Atlantic Coast Conference agreed to schedule the Irish to play, on average, five ACC opponents each season. Originally scheduled through the 2025 season, the games have now been scheduled through the 2037 campaign.
- Notre Dame is 23-7 (.767) against ACC opponents since the scheduling agreement began during the 2014 season:

Year	Opponent	H/A/N	W/L	Score
2014	Syracuse	N	W	31-15
2014	North Carolina	H	W	50-43
2014	Florida State	A	L	27-31
2014	Louisville	H	L	28-31
2015	Virginia	A	W	34-27
2015	Georgia Tech	H	W	30-22
2015	Clemson	A	L	22-24
2015	Pittsburgh	A	W	42-30
2015	Wake Forest	H	W	28-7
2015	Boston College	N	W	16-13
2016	Duke	H	L	35-38
2016	Syracuse	N	W	50-33
2016	NC State	A	L	3-10
2016	Miami	H	W	30-27
2016	Virginia Tech	H	L	31-34
2017	Boston College	A	W	49-20
2017	North Carolina	A	W	33-10
2017	NC State	H	W	35-14
2017	Wake Forest	H	W	48-37
2017	Miami	A	L	8-41
2018	Wake Forest	A	W	56-27
2018	Virginia Tech	A	W	45-23
2018	Pittsburgh	H	W	19-14
2018	Florida State	H	W	42-13
2018	Syracuse	N	W	36-3
2019	Louisville	A	W	35-17
2019	Virginia	H	W	35-20
2019	Virginia Tech	H	W	21-20
2019	Duke	A	W	38-7
2019	Boston College	H	W	40-7

- In 2019, the Irish went undefeated against the ACC, beating Louisville, Virginia, Virginia Tech, Duke and Boston College as part of the scheduling agreement.
- The Irish improved to 14-1 in regular-season games against Atlantic Coast Conference opponents over the last three seasons.
- There have been, and in the future there will be, seasons when the Irish face just four ACC opponents but will eventually even out the agreement by facing six ACC teams in another year (this occurred in 2014 and 2015 and is set to occur in 2021-22 and 2022-23).

## NOTRE DAME ACC FUTURE SCHEDULES

Year	Opponent	H/A/N
2020	Wake Forest	A
2020	Pittsburgh	A
2020	Duke	H
2020	Clemson	H
2020	Louisville	H
2021	*Florida State	A
2021	Virginia Tech	A
2021	North Carolina	H
2021	Virginia	H
2021	Georgia Tech	H
2022	North Carolina	A
2022	Syracuse	A
2022	Boston College	H
2022	Clemson	H
2023	NC State	A
2023	Duke	A
2023	Louisville	A
2023	Wake Forest	H
2023	Clemson	A
2023	Pittsburgh	H
2024	Miami	H
2024	Georgia Tech	A
2024	Florida State	H
2024	Virginia	H
2025	Miami	A
2025	NC State	H
2025	Boston College	A
2025	Pittsburgh	A
2025	Syracuse	H
2026	Florida State	A
2026	Louisville	H
2026	North Carolina	A
2026	Syracuse	H
2026	Virginia	H
2027	Clemson	A
2027	Duke	A
2027	Georgia Tech	H
2027	Virginia Tech	H
2027	Wake Forest	A
2028	Boston College	H
2028	Clemson	H
2028	Miami	H
2028	Pittsburgh	A
2028	Virginia Tech	A
2029	Florida State	A
2029	Georgia Tech	H
2029	NC State	A
2029	Syracuse	A
2029	Wake Forest	H
2030	Boston College	A
2030	Duke	H
2030	Florida State	H
2030	Louisville	A
2030	North Carolina	H
2031	*Clemson	A
2031	Miami	H
2031	North Carolina	A
2031	NC State	H
2031	Virginia	A
2032	Florida State	H
2032	Georgia Tech	A
2032	Louisville	H
2032	Miami	A
2032	Wake Forest	H
2033	Boston College	A
2033	Duke	A
2033	Louisville	A
2033	Pittsburgh	H
2033	Virginia Tech	H
2034	Clemson	H
2034	Miami	A
2034	Pittsburgh	A
2034	Syracuse	H
2034	Virginia	H
2035	Boston College	H
2035	Duke	H
2035	Louisville	A
2035	NC State	A
2035	Virginia	A
2036	Florida State	H
2036	Georgia Tech	A
2036	North Carolina	A
2036	Pittsburgh	H
2036	*Virginia Tech	A
2037	Clemson	A
2037	Miami	H
2037	NC State	H
2037	Syracuse	A
2037	Wake Forest	A

\* - Labor Day Monday

IRISH IN THE NFL (As of December 18)			
Player	Team	Pos.	Notes
Josh Adams	NY Jets	RB	Second season
Alex Bars	Chicago	OL	First season
Miles Boykin	Baltimore	WR	First season
Te'von Coney	Oakland	LB	First season (practice squad)
Sheldon Day	San Francisco	DT	Fourth season
Tyler Eifert	Cincinnati	TE	Seventh season
Matthias Farley	NY Jets	S	Fourth season
Will Fuller	Houston	WR	Fourth season
Bennett Jackson	NY Jets	S	Sixth season
J.J. Jansen	Carolina	LS	12th season
DeShone Kizer	Oakland	QB	Third season
Ben Koyack	Jacksonville	TE	Fourth season
Julian Love	NY Giants	CB	First season
Cole Luke	Carolina	CB	Third season
Nick Martin	Houston	C	Fourth season
Zack Martin	Dallas	OG	Sixth season
Mike McGlinchey	San Francisco	OT	Second season
Sam Mustipher	Chicago	OL	First season (practice squad)
Quenton Nelson	Indianapolis	OG	Second season

IRISH IN THE NFL (As of December 18)			
Player	Team	Pos.	Notes
Romeo Okwara	Detroit	DE	Fourth season
James Onwualu	Jacksonville	OLB	Third season (injured reserve)
C.J. Prosise	Seattle	RB	Fourth season
Theo Riddick	Denver	RB	Seventh season (injured reserve)
Isaac Rochell	LA Chargers	DT	Third season
Kyle Rudolph	Minnesota	TE	Ninth season
Harrison Smith	Minnesota	FS	Eighth season
Jaylon Smith	Dallas	ILB	Fourth season
Durham Smythe	Miami	TE	Second season
Eq. St. Brown	Green Bay	WR	Second season (injured reserve)
Ronnie Stanley	Baltimore	OT	Fourth season
Golden Tate	NY Giants	WR	10th season
Manti Te'o	Saints	LB	Seventh season
Jerry Tillery	LA Chargers	DT	First season
Drue Tranquill	LA Chargers	LB	First season
Stephon Tuitt	Pittsburgh	DE	Sixth season (injured reserve)
Dexter Williams	Green Bay	RB	First season
Sam Young	San Francisco	T	10th season

## NFL CAPTAINCY

- Three Notre Dame football alums have been named team captains for the 2019-20 NFL season. Jaylon Smith and Zack Martin were named captains for the Dallas Cowboys, while Kyle Rudolph was named a captain for the Minnesota Vikings.

## PRO BOWL SELECTIONS

- Four former Notre Dame players were named to the 2020 Pro Bowl: G Zack Martin (Dallas), G Quenton Nelson (Indianapolis), S Harrison Smith (Minnesota) and T Ronnie Stanley (Baltimore)
- Brian Kelly placed six former players in the Pro Bowl, the second-highest total by any college coach (Nick Saban - 7, Urban Meyer - 6), including the four Irish representatives, Jason Kelce (Philadelphia) and Travis Kelce (Kansas City), who both played for Kelly at Cincinnati.







COLLEGE FOOTBALL PLAYOFF (Dec. 8, 2019)			
Rk	Team	Record	Trend
1	LSU	13-0	+1
2	Ohio State	13-0	-1
3	Clemson	13-0	—
4	Oklahoma	12-1	+2
<b>5</b>	<b>Georgia</b>	<b>11-2</b>	<b>-1</b>
6	Oregon	11-2	+7
7	Baylor	11-2	—
8	Wisconsin	10-3	—
9	Florida	10-2	—
10	Penn State	10-2	—
11	Utah	11-2	-6
12	Auburn	9-3	-1
13	Alabama	10-2	-1
<b>14</b>	<b>Michigan</b>	<b>9-3</b>	<b>—</b>
<b>15</b>	<b>NOTRE DAME</b>	<b>10-2</b>	<b>—</b>
16	Iowa	9-3	—
17	Memphis	12-1	—
18	Minnesota	10-2	—
19	Boise State	12-1	—
20	Appalachian State	12-1	+1
21	Cincinnati	10-3	-1
<b>22</b>	<b>Southern Cal</b>	<b>8-4</b>	<b>—</b>
<b>23</b>	<b>Navy</b>	<b>10-2</b>	<b>+1</b>
<b>24</b>	<b>Virginia</b>	<b>9-4</b>	<b>-1</b>
25	Oklahoma State	8-4	—






ASSOCIATED PRESS TOP 25 (Dec. 8, 2019)				
Rk	Team (1st Place Votes)	Rec.	Points	Trend
1	LSU (47)	13-0	1535	—
2	Ohio State (12)	13-0	1488	—
3	Clemson (3)	13-0	1441	—
4	Oklahoma	12-1	1364	+2
<b>5</b>	<b>Georgia</b>	<b>11-2</b>	<b>1241</b>	<b>-1</b>
6	Florida	10-2	1167	+1
7	Oregon	11-2	1141	+6
8	Baylor	11-2	1039	—
9	Auburn	9-3	1011	+2
	Alabama	10-2	1011	—
11	Wisconsin	10-3	944	-1
12	Utah	11-2	909	-7
13	Penn State	10-2	888	-1
<b>14</b>	<b>NOTRE DAME</b>	<b>10-2</b>	<b>709</b>	<b>—</b>
15	Memphis	12-1	675	+1
16	Minnesota	10-2	645	-1
<b>17</b>	<b>Michigan</b>	<b>9-3</b>	<b>597</b>	<b>—</b>
18	Boise State	12-1	500	+1
19	Iowa	9-3	494	-1
20	Appalachian State	12-1	355	—
<b>21</b>	<b>Navy</b>	<b>10-2</b>	<b>246</b>	<b>+2</b>
<b>22</b>	<b>Southern Cal</b>	<b>8-4</b>	<b>195</b>	<b>+2</b>
23	Cincinnati	10-3	183	-2
24	Air Force	10-2	97	+1
25	Oklahoma State	8-4	70	NR

COACHES POLL (Dec. 8, 2019)				
Rk	Team (1st Place Votes)	Rec.	Points	Trend
1	LSU (46)	13-0	1605	—
2	Ohio State (14)	13-0	1562	—
3	Clemson (5)	13-0	1513	—
4	Oklahoma	12-1	1430	+2
<b>5</b>	<b>Georgia</b>	<b>11-2</b>	<b>1294</b>	<b>-1</b>
6	Oregon	11-2	1189	+7
7	Florida	10-2	1172	—
8	Baylor	11-2	1161	—
9	Alabama	10-2	1092	—
10	Utah	11-2	1005	-5
11	Wisconsin	10-3	988	-1
12	Penn State	10-2	967	-1
13	Auburn	9-3	962	-1
<b>14</b>	<b>NOTRE DAME</b>	<b>10-2</b>	<b>771</b>	<b>—</b>
15	Memphis	12-1	667	+1
16	Minnesota	10-2	654	-1
<b>17</b>	<b>Michigan</b>	<b>9-3</b>	<b>592</b>	<b>+1</b>
18	Boise State	12-1	566	-1
19	Iowa	9-3	485	—
20	Appalachian State	12-1	375	—
<b>21</b>	<b>Navy</b>	<b>10-2</b>	<b>234</b>	<b>+2</b>
22	Cincinnati	10-3	233	-1
<b>23</b>	<b>Southern Cal</b>	<b>8-4</b>	<b>189</b>	<b>+1</b>
24	Air Force	10-2	151	+1
<b>25</b>	<b>Virginia</b>	<b>9-4</b>	<b>73</b>	<b>-3</b>

Others receiving votes: SMU 63, Virginia 55, Kansas State 50, Florida Atlantic 7, Texas A&M 7, Iowa State 5, Arizona State 5, UCF 5, California 4, Washington 3, North Dakota State 1

Others receiving votes: Oklahoma State 64, SMU 61, Kansas State 20, Indiana 10, Louisiana 6, UCF 6, Florida Atlantic 6, San Diego State 5, Tennessee 4, Arizona State 3, Iowa State 3, Kentucky 3, Virginia Tech 2, California 1, Hawaii 1

2019 NOTRE DAME OPPONENT UPDATE					
Rk	Team	Record	Last Week of Regular Season	Conference Championship	Bowl Assignment
		7-5 5-3 ACC Atlantic	L, 45-13 at Kentucky		Music City Bowl vs. Mississippi State
		2-10 0-8 MWC Mount	L, 38-25 vs. Utah State		
5/5/5		11-2 7-1 SEC East	W, 52-7 at Georgia Tech	L, 37-10 vs. LSU (Neutral)	Sugar Bowl vs. Baylor
24/RV/25		9-4 6-2 ACC Coastal	W, 39-30 vs. Virginia Tech	L, 62-17 vs. Clemson	Orange Bowl vs. Florida
		3-9 2-6 MAC East	L, 49-7 at Buffalo		
22/22/23		8-4 7-2 Pac-12 South	IDLE		Holiday Bowl vs. Iowa

2019 NOTRE DAME OPPONENT UPDATE					
Rk	Team	Record	Last Week of Regular Season	Conference Championship	Bowl Assignment
14/17/17		9-3 6-3 Big Ten East	L, 56-27 vs. Ohio State		Citrus Bowl vs. Alabama
--/--/RV		8-4 5-3 ACC Coastal	L, 39-30 at Virginia		Belk Bowl vs. Kentucky
		5-7 3-5 ACC Coastal	W, 27-27 vs. Miami		
23/21/21		10-2 7-1 AAC West	W, 56-41 at Houston	W, 31-7 vs. Army	Liberty Bowl vs. Kansas State
		6-6 4-4 ACC Atlantic	W, 26-19 at Pittsburgh		Birmingham Bowl vs. Cincinnati
		4-8 3-6 Pac-12 North	L, 45-24 vs. Notre Dame		

THE BRIAN KELLY FILE					
37th year in coaching // 29th year as head coach // 10th year at Notre Dame					
Alma Mater: Assumption College (1983)					
School	Seasons	Record			Pct.
Grand Valley State	13	118	35	2	0.768
Central Michigan	3	19	16	0	0.543
Cincinnati	3	34	6	0	0.850
Notre Dame	10	91 <sup>^</sup>	37	0	0.711
<b>TOTALS</b>	<b>29</b>	<b>262<sup>^</sup></b>	<b>94</b>	<b>2</b>	<b>0.735</b>

HONORS AND ACCOLADES	
Year	Award
2018	Home Depot National Coach of the Year
2018	Stallings National Coach of the Year
2012	AP National Coach of the Year
2012	Walter Camp National Coach of the Year
2012	Sporting News National Coach of the Year
2012	Home Depot National Coach of the Year
2012	Liberty Mutual National Coach of the Year
2012	AFCA National Coach of the Year
2009	Home Depot National Coach of the Year

<sup>^</sup> - Includes 20 regular-season wins and two postseason appearances vacated under discretionary NCAA penalty.

**BRIAN KELLY - THE DICK CORBETT HEAD FOOTBALL COACH**

- Winningest coach in FBS (262<sup>^</sup> wins)
- One of only four FBS coaches with over 300 games as a head coach
- Only three-time winner of the Home Depot Coach of the Year Award ('09, '12, '18)
- With 10 or more wins in 2015, 2017, 2018 and 2019, Kelly joined Lou Holtz as the only Notre Dame coaches to hit the double-digit mark in wins four times
- With 10-win seasons in four of the last five years, Kelly is the first Irish coach to do since Holtz registered four 10-win seasons from 1989-93.
- Ranks second in winning percentage among active FBS coaches (.735<sup>^</sup>) who have coached in 300 or more career games (Nick Saban - .787)
- Second-youngest coach to reach 200 career victories at a major school
- Has finished .500 or better in 27 of 29 seasons as a head coach
- Boasts a 16-8 record in postseason as a head coach
- Joins Knute Rockne (13), Frank Leahy, Ara Parseghian and Lou Holtz (11) as the only Notre Dame coaches to spend 10 or more seasons on the Irish sidelines.
- Kelly is the first coach to post three or more shutouts in an Irish career since Lou Holtz.
- With the 52-20 win over Navy in 2019, Kelly became just the third coach in Notre Dame history with three or more wins of at least 25 points over ranked teams. Lou Holtz and Frank Leahy each secured eight such victories. Ara Parseghian and Dan Devine had two such victories apiece.

WINNINGEST ACTIVE FBS COACHES (By wins)						
Rk.	Coach	School	Years	Record		Pct.
1.	BRIAN KELLY	NOTRE DAME	29	262 <sup>^</sup>	94	2 .735
2.	Mack Brown	North Carolina	30	250	128	1 .661
3.	Nick Saban	Alabama	23	242	65	1 .787
4.	Gary Patterson	TCU	19	172	70	0 .711
5.	Kirk Ferentz	Iowa	23	173	125	0 .581

ACTIVE FBS LONGEVITY			
Rk.	Coach	School	Games
1.	Mack Brown	North Carolina	379
2.	BRIAN KELLY	NOTRE DAME	358 <sup>^</sup>
3.	Nick Saban	Alabama	307
4.	Kirk Ferentz	Iowa	298
5.	Dave Clawson	Wake Forest	245

WINNINGEST ACTIVE FBS COACHES (By percentage, min. 5 years)						
Rk.	Coach	School	Years	Record		Pct.
1.	Dabo Swinney	Clemson	11	128	30	0 .810
2.	Chris Petersen	Washington	13	146	38	0 .793
3.	Nick Saban	Alabama	23	242	65	1 .787
4.	Jimbo Fisher	Texas A&M	9	99	32	0 .756
5.	BRIAN KELLY	NOTRE DAME	29	262 <sup>^</sup>	94	2 .735
6.	Jim Harbaugh	Michigan	11	105	42	0 .714
7.	Gary Patterson	TCU	19	172	70	0 .711
8.	Chip Kelly	UCLA	5	54	23	0 .701

MOST YEARS COACHING (ACTIVE FBS)			
Rk.	Coach	School	Years
1.	Mack Brown	North Carolina	30
2.	BRIAN KELLY	NOTRE DAME	29
3.	Nick Saban	Alabama	23
4.	Kirk Ferentz	Iowa	23
5.	Dave Clawson	Wake Forest	19

THE RECORD WHEN...								
Stat	Kelly's Career			Kelly at ND		2019		
	Record (W-L-T)			Record (W-L)		Record (W-L)		
Home	132	33	1	39	13	7	0	
Away	93	52	1	19	18	3	2	
Neutral	16	8	0	12	5	0	0	
In overtime	4	5	0	0	3	0	0	
Coming off a loss	53	29	0	19	13	3	0	
Coming off a win	170	53	1	45	23	7	2	
Coming off an open date	20	3	0	9	2	1	1	
vs. AP Top 25	25	20	0	15	16	2	2	
Both teams are in the AP Top 25	16	18	0	12	16	2	2	
Neither team is in the AP Top 25	49	28	0	17	12	0	0	
Team is ranked higher	68	16	0	46	13	10	1	
Opponent is ranked higher	9	15	0	6	11	0	1	
vs. In-State Opponents	74	22	2	4	0	0	0	
In August	4	2	0	1	0	0	0	
In September	75	35	0	23	12	3	1	
In October	81	25	2	21	8	2	1	
In November	70	26	0	22	13	5	0	
In December	10	2	0	2	1	0	0	
In January	1	3	0	1	2	0	0	
On TV (except GVSU regular season)	98	43	0	70	36	10	2	
On NBC	43	13	0	43	13	7	0	
On NBCSN	2	0	0	2	0	0	0	
On ABC	15	12	0	13	12	0	1	
On ACCN	1	0	0	1	0	1	0	
On ESPN	14	7	0	6	5	0	0	
On ESPN2	8	2	0	0	0	0	0	
On CBS	3	3	0	3	3	0	1	
On FOX	2	3	0	2	3	1	0	
On CBS Sports Network	0	0	0	0	0	0	0	
Afternoon Games	162	61	2	44	17	7	0	
Night Games (6 p.m. or later)	79	32	0	25	19	3	2	
Decided by three points or fewer	41	23	2	8	11	2	0	
Decided by seven points or fewer	72	39	2	17	16	0	1	
Scoring first	165	38	0	51	20	7	1	
Opponent scores first	74	55	2	19	16	3	1	
Leading at halftime	195	21	0	60	11	8	1	
Tied at halftime	16	3	0	5	1	1	0	
Trailing at halftime	30	69	2	5	24	1	1	
Leading after three quarters	207	17	0	59	9	9	0	
Tied after three quarters	12	6	1	4	5	0	0	

THE RECORD WHEN...								
Stat	Kelly's Career			Kelly at ND		2019		
	Record (W-L-T)			Record (W-L)		Record (W-L)		
Trailing after three quarters	22	70	1	7	22	1	2	
Scoring 40+ points	95	3	0	27	2	5	0	
Scoring 30-39 points	69	11	0	23	7	4	0	
Scoring 20-29 points	56	36	1	14	14	1	0	
Scoring 0-19 points	20	43	1	5	13	0	2	
Allowing 40+ points	7	23	0	1	9	0	0	
Allowing 30-39 points	16	35	0	5	15	0	0	
Allowing 20-29 points	67	27	1	19	10	5	1	
Allowing 0-19 Points	150	8	1	44	2	5	0	
Outrushing opponent	188	29	1	51	8	7	0	
Getting outrushed	48	62	1	17	28	3	2	
Passing for more yards	153	62	1	40	29	7	1	
Passing for fewer yards	86	30	1	29	7	3	1	
Outgaining opponent	202	31	1	57	14	10	0	
Outgained by opponent	36	59	1	12	22	0	2	
Winning time of possession battle	122	28	0	33	6	4	0	
Losing time of possession battle	116	63	2	36	30	6	2	
Scoring a defensive or special teams TD	74	9	0	15	5	4	0	
Allowing a defensive or special teams TD	25	30	0	11	11	1	0	
Fewer penalty yards	73	41	1	34	16	3	0	
More penalty yards	159	49	1	34	19	7	2	
Winning turnover battle	139	15	0	36	4	7	0	
Losing turnover battle	62	54	1	22	26	1	2	
Having an individual 100-yard rusher	113	26	1	30	9	4	0	
Having an individual 100-yard receiver	94	33	0	24	16	4	1	
Having an individual 200-yard passer	158	49	1	44	24	6	0	
Having a QB rush for 100 yards	9	1	0	7	1	1	0	
Allowing an individual 100-yard rusher	44	51	1	12	23	2	1	
Allowing an individual 100-yard receiver	70	38	0	14	13	2	0	
Allowing an individual 200-yard passer	96	47	1	29	23	3	0	

**STARTER SHEET**

OFFENSE	Pos.	2019	Streak	Career
Chase Claypool	WR	12	14	32
Tommy Kraemer	RG/RT	7	0	29
Liam Eichenberg	LT	12	26	26
Robert Hainsey	RT/RG	8	0	22
Ian Book	QB	12	15	22
Chris Finke	WR	9	0	18
Aaron Banks	LG	12	18	18
Cole Kmet	TE	10	10	17
Tony Jones, Jr.	RB	11	4	15
Jarrett Patterson	C	12	12	12
Trevor Ruhland	LG/RG	5	5	10
Tommy Tremble	TE	6	1	6
Jafar Armstrong	RB	2	0	4
Josh Lugg	RT	4	4	4
Lawrence Keys III	WR	3	0	3
Brock Wright	TE	2	0	3
Javon McKinley	WR	2	0	2
Braden Lenzy	WR	2	1	2
Michael Young	WR	1	0	1

DEFENSE	Pos.	2019	Streak	Career
Jalen Elliott	S	12	38	38
Troy Pride Jr.	CB	12	18	31
Alohi Gilman	S	12	25	25
Khalid Kareem	DL	12	25	25
Julian Okwara	DL	9	0	21
Asmar Bilal	LB	11	11	20
Daelin Hayes	DL	0	0	13
Kurt Hinish	NG	12	12	12
Jeremiah Owusu-Koramoah	LB	12	12	12
Myron Tagovailoa-Amosa	DT	11	0	11
Drew White	LB	11	6	11
Shaun Crawford	CB	7	3	10
Donte Vaughn	CB	3	0	8
Jamir Jones	DE	3	3	3
Tariq Bracy	CB	2	0	2
Jordan Genmark Heath	LB	1	0	2
Kyle Hamilton	S	1	0	1
Ade Ogundeji	DE	1	1	1

**CAREER STARTS BY POSITION**

WR	LT	LG	C	RG	RT	TE	WR	QB	WR	RB
Keys III (3)	Eichenberg (26)	Kraemer (16)	Patterson (12)	Banks (14)	Hainsey (21)	Kmet (18)	Claypool (32)	Book (22)	Finke (18)	Jones Jr. (14)
Lenzy (2)		Ruhland (3)		Ruhland (7)	Kraemer (13)	Wright (3)			Young (1)	Armstrong (4)
McKinley (2)		Banks (4)		Hainsey (1)	Lugg (4)	Tremble (6)				
DL	DL	DL	DL	ROV	MIKE	BUCK	CB	S	S	CB
Kareem (25)	Tagovailoa-Amosa (11)	Hinish (12)	Okwara (21)	Owusu-Koramoah (11)	White (11)	Bilal (16)	Pride Jr. (31)	Gilman (25)	Elliott (38)	Crawford (10)
	Ogundeji (1)		Hayes (13)	Bilal (4)			Griffith (1)	Hamilton (1)	Owusu-Koramoah (1)	Vaughn (7)
			Jones (3)	Genmark Heath (3)			Vaughn (1)			Bracy (2)

2019 HONORS & AWARDS			
Player	Year	Pos.	Awards
Brian Kelly			Bear Bryant Award Watch List
Offensive Line			Joe Moore Award Midseason Honor Roll
Jafar Armstrong	Jr.	RB	Doak Walker Award Watch List
Asmar Bilal	Gr.	LB	Game ball recipient vs. Boston College (11/23)
Ian Book	Sr.	QB	Maxwell Trophy Watch List Davey O'Brien Award Watch List Walter Camp Award Watch List Game ball recipient vs. Bowling Green (10/5) Selected to Davey O'Brien Award's Great 8 List for Week 6 Top 20 finalist for the Johnny Unitas Golden Arm Award Manning Award Star of the Week vs. Navy
Chase Claypool	Sr.	WR	Game ball recipient vs. Navy (11/16)
Shaun Crawford	Gr.	CB	2019 Mayo Clinic Comeback Player of the Year Honorable Mention
Avery Davis	Jr.	RB	Game ball recipient vs. New Mexico (9/14)
Jonathan Doerer	Jr.	K/P	Game ball recipient vs. Southern Cal (10/12)
Liam Eichenberg	Jr.	OL	Outland Trophy Watch List
Jalen Elliott	Sr.	S	Wuerffel Trophy Watch List
Chris Finke	Gr.	WR	William V. Campbell Trophy Semifinalist Burlsworth Trophy Nominee Game ball recipient vs. Duke (11/9) CoSIDA Academic All-District Team
Alohi Gilman	Sr.	S	Associated Press Preseason All-American (Second Team) Bronko Nagurski Trophy Watch List Jim Thorpe Award Watch List Pro Football Focus Nat'l Defensive Team of Week 5
Robert Hainsey	Jr.	OL	Pro Football Focus Nat'l Offensive Team of Week 5
Kyle Hamilton	Fr.	S	The Athletic Freshman All-America Team
Khalid Kareem	Sr.	DL	Chuck Bednarik Award Watch List Bronko Nagurski Trophy Watch List Game ball recipient vs. Virginia (9/28) Pro Football Focus National Defensive Second Team of the Week (Week 5) Ted Hendricks Award (Nation's Top DE) Watch List
Tommy Kraemer	Jr.	OL	AFCA All-American (Second Team) Associated Press Preseason All-American (Second Team) Outland Trophy Watch List
Cole Kmet	Jr.	TE	John Mackey Award Watch List John Mackey Award Tight End of the Week (Week 4) CoSIDA Academic All-District Team
Tony Jones, Jr.	Sr.	RB	Doak Walker Award Watch List

Julian Okwara	Sr.	DE	Associated Press Preseason All-American (Second Team) Bronko Nagurski Trophy Watch List Walter Camp Defensive Player of the Week (Week 5) Pro Football Focus Nat'l Defensive Team of Week 5 Game ball recipient vs. Virginia (9/28)
John Shannon	Sr.	LS	<b>Patrick Mannelly Award Winner</b> Game ball recipient at Stanford (11/30)
Myron Tagovailoa-Amosa	Jr.	DL	Piesman Trophy Award Finalist
Tommy Tremble	So.	TE	Game ball recipient at Louisville (9/2)
Jarrett Patterson	So.	C	Rimington Trophy Watch List

2019 ECHOES AWARDS			
Player	Year	Pos.	Award
Mick Assaf	Sr.	RB	WOPU (Walk-On Players Union) Player of the Year - Presented to a walk-on team member who has made a sustained impact on the field
Bo Bauer	So.	LB	Special Teams Player of the Year
Asmar Bilal	Gr.	LB	Father Lange Iron Cross Award - Given to the student-athlete who best demonstrates a yearlong commitment to pursuit of the traits in his preparation
Ian Book	Sr.	QB	Offensive Player of the Year
Brendon Clark	Fr.	QB	Scout Team Offensive Player of the Year
Chase Claypool	Sr.	WR	Monogram Club Most Valuable Player
Shaun Crawford	Gr.	CB	Nick Pietrosante Award - Given to the student-athlete who best exemplifies courage, loyalty, teamwork, dedication and pride in relation to his team.
Jalen Elliott	Sr.	S	Irish Around The Bend - Demonstrated commitment to service efforts and engagement in the local South Bend community
Chris Finke	Gr.	WR	Rockne Student Athlete Award
Isaiah Foskey	Fr.	DL	Scout Team Defensive Player of the Year
Alohi Gilman	Sr.	S	Impact Player on Defense
Robert Hainsey	Jr.	OL	Offensive Lineman of the Year
Kyle Hamilton	Fr.	DB	Co-Defensive Newcomer of the Year
Jamir Jones	Sr.	DL	Next Man In
Tony Jones Jr.	Sr.	RB	Back of the Year
Khalid Kareem	Sr.	DL	Defensive Player of the Year
Cole Kmet	Jr.	TE	Impact Player on Offense
Julian Okwara	Sr.	DL	Moose Krause Defensive Lineman of the Year
Jarrett Patterson	So.	OL	Offensive Newcomer of the Year
Trevor Ruhland	Gr.	OL	Humble and Hungry Award - Honoring a student-athlete who displays a strong work ethic and commitment to the team before self
Drew White	Jr.	LB	Co-Defensive Newcomer of the Year



**NOTRE DAME**

**Rushing**

Had 500 or more yards:	at Boston College, 2017 (515)
Had 450 or more yards:	at Boston College, 2017 (515)
Had 400 or more yards:	at Boston College, 2017 (515)
Had 300 or more yards:	vs. Southern Cal, 2019 (308)
Had 70 or more rushing attempts:	vs. Michigan State, 1991 (76)
Had 60 or more rushing attempts:	vs. Navy, 2007 (63)
Had 50 or more rushing attempts:	vs. Florida State, 2018 (50)
Had eight or more rush TDs:	vs. Pittsburgh, 1965 (9)
Had seven or more rush TDs:	at Boston College, 2017 (7)
Had six or more rush TDs:	at Wake Forest, 2018 (6)
Had five or more rush TDs:	at Wake Forest, 2018 (6)
Had four or more rush TDs:	vs. Virginia, 2019 (4)
Had two or more players with 200 rush yards in a game:	at Boston College, 2017 (Josh Adams 229, Brandon Wimbush 207)
Had three players with 100 rush yards in a game:	vs. Temple, 2017 (Josh Adams 161, DeShone Kizer 124, Brandon Wimbush 106)
Had two or more players with 100 rush yards in a game:	vs. USC, 2017 (Josh Adams 191, Brandon Wimbush 106)
Had a quarterback rush for 100 yards in a game:	vs. Duke, 2019 (Ian Book, 139)

**Passing**

Had 500 or more yards:	at USC, 1970 (526)
Had 400 or more yards:	vs. New Mexico, 2019 (434)
Had 300 or more yards:	vs. Navy, 2019 (305)
Had 50 or more pass attempts:	vs. Virginia Tech, 2019 (53)
Had 40 or more pass attempts:	vs. Boston College, 2019 (40)
Had 30 or more pass attempts:	at Stanford, 2019 (30)
Had 35 or more pass completions:	at Clemson, 2015 (35)
Had 30 or more pass completions:	at Clemson, 2015 (35)
Had 25 or more pass completions:	vs. Boston College, 2019 (26)
Had six or more passing TDs:	vs. Bowling Green, 2019 (6)
Had five or more passing TDs:	vs. Navy, 2019 (5)
Had four or more passing TDs:	at Stanford, 2019 (4)
Had three or more passing TDs:	at Stanford, 2019 (4)
Had three or more passing TDs in a half:	at Stanford, 2019 (3)
Had five or more passes intercepted:	vs. USC, 1967 (7)
Had four or more passes intercepted:	at Arizona State, 2014 (4)
Had three or more passes intercepted:	vs. Ball State, 2018 (3)

**Receiving**

Had two players with 100 receiving yards in a game:	at Stanford, 2017 (Kevin Stepherson - 112, Equanimeous St. Brown - 111)
Had a player with over 150 receiving yards in a game:	vs. Wake Forest, 2017 (Chase Claypool - 180)
Had two players with 10 catches in a game:	vs. BYU, 2005 (Maurice Stovall - 14, Jeff Samardzija - 10)

**Combination Offense**

Had a 400-yard passer and 100-yard rusher in a game:	vs. Syracuse, 2016 (DeShone Kizer - 471, Josh Adams - 102)
Had a 300-yard passer and 100-yard rusher in a game:	vs. Navy, 2018 (Ian Book - 330, Dexter Williams - 142)
Had a 400-yard passer and 100-yard receiver in a game:	vs. Syracuse, 2016 (DeShone Kizer - 471, Equanimeous St. Brown - 182)
Had a 300-yard passer and 100-yard receiver in a game:	vs. Virginia Tech, 2019 (Ian Book - 336, Chase Claypool - 118)
Had a 400-yard passer, 100-yard rusher and 100-yard receiver in a game:	vs. Syracuse, 2016 (DeShone Kizer - 471, Josh Adams - 102, Equanimeous St. Brown - 182)
Had a 300-yard passer, 100-yard rusher and 100-yard receiver in a game:	vs. Syracuse, 2016 (DeShone Kizer - 471, Josh Adams - 102, Equanimeous St. Brown - 182)
Had a 200-yard passer, 100-yard rusher and 100-yard receiver in a game:	vs. Bowling Green, 2019 (Ian Book - 261, Tony Jones Jr. - 102, Javon McKinley - 104)
Had a 400-yard passer and 100-yard rusher in a game:	vs. Syracuse, 2016 (DeShone Kizer - 471, Josh Adams - 102)
Had a 300-yard passer and 100-yard rusher in a game:	vs. Syracuse, 2016 (DeShone Kizer - 471, Josh Adams - 102)
Had a 200-yard passer and 100-yard rusher in a game:	vs. Bowling Green, 2019 (Ian Book - 261, Tony Jones Jr. - 102)
Had a 100-yard receiver and 100-yard rusher in a game:	vs. Bowling Green, 2019 (Tony Jones Jr. - 102, Javon McKinley - 104)

**Total Offense**

Had 700 or more yards total offense:	vs. Wake Forest, 2017 (710)
Had 650 or more or more yards total offense:	vs. Wake Forest, 2017 (710)
Had 600 or more or more yards total offense:	vs. Wake Forest, 2017 (710)
Had 500 or more yards total offense:	vs. Boston College, 2019 (501)
Had 400 or more yards total offense:	at Stanford, 2019 (445)
Had 100 or more plays total offense:	vs. Pittsburgh, 2012 (104)
Had 85 or more plays total offense:	vs. Boston College, 2019 (85)
Had 75 or more plays total offense:	vs. Boston College, 2019 (85)

**Scoring**

Scored 60 or more points:	vs. New Mexico, 2019 (66)
Scored 50 or more points:	vs. Navy, 2019 (52)
Scored 40 or more points:	at Stanford, 2019 (41)
Scored 30 or more points:	at Stanford, 2019 (41)
Scored a two-point conversion:	vs. LSU (Citrus Bowl), 2017
Allowed 60 or more points:	Never
Allowed 50 or more points:	at Texas, 2016 (50)
Allowed 40 or more points:	at Michigan, 2019 (45)
Allowed 30 or more points:	at Michigan, 2019 (45)
Was held scoreless:	at Boston College, 2008 (17-0)
Was held scoreless at home:	USC, 2007 (38-0)
Was held scoreless on the road:	at Boston College, 2008 (17-0)
Was held without offensive touchdown:	vs. Clemson, 2019 Cotton Bowl (30-3)
Was held without offensive touchdown on the road:	at NC State, 2016 (10-3)
Was held without offensive touchdown at home:	vs. USC, 2007 (38-0)
Held opponent scoreless:	vs. Bowling Green, 2019 (52-0)
Held opponent scoreless at home:	vs. Bowling Green, 2019 (52-0)
Held opponent scoreless on the road:	at Purdue, 1993 (17-0)
Held opponent without offensive touchdown:	vs. Bowling Green, 2019 (52-0)
Held opponent without offensive touchdown on the road/neutral:	vs. Syracuse, 2018 (36-3)
Held opponent without offensive touchdown at home:	vs. Bowling Green, 2019 (52-0)
Held opponent scoreless at neutral site:	vs. Maryland (Giants Stadium - East Rutherford, NJ), 2002 (22-0)
Held two or more opponents scoreless in a season:	2002 vs. Maryland (22-0) vs. Rutgers (42-0)
Held three or more opponents scoreless in a season:	1976 vs. Purdue (23-0) at Northwestern (49-0), vs. Oregon (41-0)
Held four or more opponents scoreless in a season:	1966 vs. Army (35-0) vs. North Carolina (32-0), at Oklahoma (38-0), vs. Pittsburgh (40-0) vs. Duke (64-0), at USC (51-0)
Held five or more opponents scoreless in a season:	1966 vs. Army (35-0) vs. North Carolina (32-0), at Oklahoma (38-0), vs. Pittsburgh (40-0) vs. Duke (64-0), at USC (51-0)
Held six or more opponents scoreless in a season:	1966 vs. Army (35-0) vs. North Carolina (32-0), at Oklahoma (38-0), vs. Pittsburgh (40-0) vs. Duke (64-0), at USC (51-0)
Had multiple players with multiple TDs in a game:	vs. Florida State, 2018 (Dexter Williams - 2, Alizé Mack - 2)

**Turnovers**

Did not commit a turnover:	at Stanford, 2019
Committed six or more turnovers:	vs. Navy, 1984 (6)
Committed five or more turnovers:	vs. Boston College, 2015 (5)
Lost four or more fumbles:	vs. Michigan State, 1999 (4)
Lost three or more fumbles:	at Clemson, 2015 (3)
Recorded six or more takeaways:	vs. Michigan, 2012 (6)
Recorded five or more takeaways:	vs. Virginia, 2019 (5)
Returned two or more interceptions for TDs:	vs. Stanford, 2002 (2) (Shane Walton - 18 yards, Courtney Watson - 34 yards)
Returned an interception for a TD:	vs. New Mexico (2019) (Kyle Hamilton - 54 yards)
Returned a fumble for a TD:	vs. Navy, 2019 (1) (Paul Moala - 27 yards)

**Defense**

Held opponent to 50 or fewer rushing yards:	vs. Virginia, 2019 (4)
Held opponent to 100 or fewer passing yards:	vs. Boston College, 2019 (63)
Held opponent to 200 or fewer passing yards:	vs. Boston College, 2019 (63)
Held opponent to 300 or fewer yards total offense:	vs. Boston College, 2019 (191)
Held opponent to 200 or fewer yards total offense:	vs. Boston College, 2019 (191)
Intercepted five or more passes:	vs. Michigan, 2012 (5)
Intercepted four or more passes:	vs. Rutgers (Pinstripe Bowl), 2013 (4)
Intercepted three or more passes:	vs. New Mexico, 2019 (3)
Forced five or more fumbles:	at Louisville, 2019 (5)
Forced four or more fumbles:	vs. Navy, 2019 (4)
Forced three or more fumbles:	vs. Navy, 2019 (4)
Scored a safety:	at North Carolina, 2017
Recorded nine or more sacks:	vs. Rutgers, 1996 (9)
Recorded eight or more sacks:	vs. Virginia, 2019 (8)
Recorded seven or more sacks:	vs. Virginia, 2019 (8)
Recorded six or more sacks:	vs. Virginia, 2019 (8)
Recorded five or more sacks:	vs. Virginia, 2019 (8)
Held opponent to 10 or fewer first downs:	at Duke, 2019 (10)

**Special Teams**

Returned a punt for a TD:	vs. Massachusetts, 2015 (C.J. Sanders, 50 yards)
Returned a blocked punt for a TD:	vs. USC, 2015 (Amir Carlisle, 5 yards)
Returned a kickoff for a TD:	vs. Syracuse, 2016 (C.J. Sanders, 93 yards)
Returned a blocked FG for a TD:	at Air Force, 2006 (Terrail Lambert, 76 yards)
Blocked a punt:	at Stanford, 2019 (Isaiah Foskey)
Punted 10 or more times:	at Michigan, 2019 (10)
Did not punt:	vs. Navy, 2013
Blocked a field goal:	vs. Bowling Green, 2019 (Julian Okwara)
Had a field goal blocked:	at Texas, 2016
Blocked a PAT kick:	vs. Florida State, 2018 (Jerry Tillery)
Scored on a blocked PAT attempt:	vs. Florida State, 2018 (Julian Love)
Missed a kicking PAT:	vs. Syracuse, 2018
Had a kicking PAT blocked:	vs. Florida State, 2018
Opponent scored on a blocked PAT attempt:	vs. Northwestern, 2014
Had a punt blocked:	at Northwestern, 2018

**Miscellaneous**

Had 30 or more first downs:	vs. Wake Forest, 2017 (30)
Had 25 or more first downs:	vs. Boston College, 2019 (27)
Had 20 or more first downs:	at Stanford, 2019 (24)
Was not penalized:	at LSU, 1997
Had 10 or more penalties:	at Stanford, 2019 (11)
Had 120 or more yards in penalties:	at Rutgers, 2000 (120)
Had 40 minutes or more of possession time:	vs. Washington State, 2009 (40:54)
Had 35 minutes or more of possession time:	at North Carolina, 2017 (36:32)
Was involved in a tie game:	at USC, 1994 (17-17)
Was involved in an overtime game:	at Texas, 2016 (47-50)
Was involved in a double overtime game:	at Texas, 2016 (47-50)
Was involved in a triple overtime game:	vs. Pittsburgh, 2012 (29-26)
Was involved in a quadruple overtime game:	vs. Pittsburgh, 2008 (33-36)

**A NOTRE DAME PLAYER**
**Rushing**

Rushed for 250 or more yards:	Julius Jones at Pittsburgh, 2003 (262)
Rushed for 200 or more yards:	Dexter Williams vs. Florida State, 2018 (202)
Rushed for 175 or more yards:	Tony Jones, Jr. vs. Southern Cal, 2019 (176)
Rushed for 150 or more yards:	Tony Jones, Jr. vs. Southern Cal, 2019 (176)
Rushed for 125 or more yards:	Ian Book at Duke, 2019 (139)
Rushed for 100 or more yards:	Ian Book at Duke, 2019 (139)
Quarterback rushed for 200 or more yards:	Brandon Wimbush at Boston College, 2017 (207)
Quarterback rushed for 100 or more yards:	Ian Book at Duke, 2019 (139)
Rushed 40 or more times:	Allen Pinkett at LSU, 1984 (40)
Rushed 35 or more times:	Julius Jones vs. BYU, 2003 (35)
Rushed 30 or more times:	James Aldridge vs. Navy, 2007 (32)
Rushed 25 or more times:	Tony Jones, Jr. vs. Southern Cal (25)
Rushed for four or more TDs:	Brandon Wimbush at Boston College, 2017 (4)
Rushed for three or more TDs:	Tony Jones Jr. vs. Virginia, 2019 (3)
Rushed for two or more TDs:	Tony Jones Jr. vs. Virginia, 2019 (3)
Had a run of 90 yards or more:	Dexter Williams at Virginia Tech, 2018 (97)
Had a run of 80 or more yards:	Dexter Williams at Virginia Tech, 2018 (97)
Had a run of 70 or more yards:	Dexter Williams at Virginia Tech, 2018 (97)
Had a run of 60 or more yards:	Braden Lenzy vs. Boston College, 2019 (61)
Had a run of 50 or more yards:	Braden Lenzy vs. Boston College, 2019 (61)

**Passing**

Passed for 500 or more yards:	Joe Theismann at USC, 1970 (526)
Passed for 400 or more yards:	DeShone Kizer vs. Syracuse, 2016 (471)
Passed for 300 or more yards:	Ian Book vs. Virginia Tech, 2019 (336)
Attempted 50 or more passes:	Ian Book vs. Virginia Tech, 2019 (53)
Attempted 40 or more passes:	Ian Book vs. Boston College, 2019 (40)
Attempted 30 or more passes:	Ian Book at Stanford, 2019 (30)
Completed 30 or more passes:	Everett Golson at Florida State, 2014 (31)
Completed 20 or more passes:	Ian Book vs. Boston College, 2019 (26)
Threw six TDs:	Brady Quinn vs. BYU, 2005 (6)
Threw five or more TDs:	Ian Book vs. Navy, 2019 (5)
Threw four or more TDs:	Ian Book at Stanford, 2019 (4)
Threw three or more TDs:	Ian Book vs. Boston College, 2019 (3)
Threw three or more TDs in a half:	Ian Book at Stanford, 2019 (3)
Threw five or more interceptions:	Terry Hanratty vs. USC, 1967 (5)
Threw four or more interceptions:	Everett Golson at Arizona State, 2014 (4)
Threw three or more interceptions:	Brandon Wimbush vs. Ball State, 2018 (3)
Completed a pass of 90 yards or more:	Dayne Crist vs. Michigan, 2010 (95)
Completed a pass of 80 or more yards:	Brandon Wimbush at Stanford, 2017 (83)
Completed a pass of 70 or more yards:	Ian Book vs. Navy, 2019 (70)
Completed a pass of 60 or more yards:	Ian Book vs. Navy, 2019 (70)
Completed a pass of 50 or more yards:	Ian Book vs. Navy, 2019 (70)

**Receiving**

Caught 15 or more passes:	Never
Caught 10 or more passes:	Miles Boykin vs. Stanford, 2018 (11)
Caught seven or more passes:	Cole Kmet, Chris Finke and Chase Claypool vs. Boston College, 2019 (7)
Had 200 or more yards receiving:	Golden Tate at Stanford, 2009 (201)
Had 175 or more yards receiving:	Chase Claypool vs. Wake Forest, 2017 (180)
Had 150 or more yards receiving:	Chase Claypool vs. Wake Forest, 2017 (180)
Had 100 or more yards receiving:	Chase Claypool vs. Navy, 2019 (117)
Caught four or more TDs:	Chase Claypool vs. Navy, 2019 (4)
Caught three or more TDs:	Chase Claypool vs. Navy, 2019 (4)
Caught two or more TDs:	Chase Claypool at Stanford, 2019 (2)
Caught three or more TDs in one half:	Chase Claypool vs. Navy, 2019 (3)

**Total Offense**

Had 500 or more yards total offense:	Joe Theismann at USC, 1970 (512)
Had 400 or more yards total offense:	Ian Book vs. New Mexico, 2019 (406)
Had 100 yards both passing and rushing:	Ian Book at Duke, 2019 (181 passing, 139 rushing)

**Scoring**

Accounted for six or more touchdowns:	Ian Book vs. New Mexico, 2019 (1 rushing, 5 passing)
Accounted for five or more touchdowns:	Ian Book vs. Navy, 2019 (5 passing)
Accounted for four or more touchdowns:	Ian Book (4 passing) at Stanford, 2019
Accounted for three or more touchdowns:	Ian Book (4 passing) at Stanford, 2019

**Defense**

Intercepted three or more passes:	Harrison Smith vs. Miami (Fla.), 2010 (3)
Intercepted two or more passes:	Alohi Gilman vs. Syracuse, 2018 (2)
Recovered three or more fumbles:	Never
Forced two fumbles:	Khalid Kareem vs. Navy, 2019 (2)
Recovered two fumbles:	Julian Love vs. Vanderbilt, 2018 (2)
Recorded 20 or more tackles:	Manti Te'o vs. Stanford, 2010 (21)
Recorded 15 or more tackles:	Te'von Coney vs. LSU (Citrus Bowl), 2017 (17)
Recorded 10 or more tackles:	Drew White vs. Navy, 2019 (10)
Recorded 4.0 or more sacks:	Jerry Tillery vs. Stanford, 2018 (4.0)
Recorded 3.0 or more sacks:	Julian Okwara vs. Virginia, 2019 (3.0)
Recorded 2.0 or more sacks:	Ade Ogundeji vs. Boston College, 2019 (2)

**Special Teams**

Scored 17 or more points kicking:	Kyle Brindza vs. Rutgers (Pinstripe Bowl), 2013 (17)
Scored 15 or more points kicking:	Jonathan Doerer vs. Boston College, 2019 (16)
Scored 10 or more points kicking:	Jonathan Doerer vs. Boston College, 2019 (16)
Kicked five or more field goals:	Kyle Brindza vs. Rutgers (Pinstripe Bowl), 2013 (5)
Kicked four or more field goals:	Jonathan Doerer vs. Boston College, 2019 (4)
Kicked two field goals of 50 or more yards:	Never
Kicked a field goal of 50 or more yards:	Jonathan Doerer vs. Southern Cal, 2019 (52)
Kicked a punt 70 or more yards:	Tyler Newsome vs. Michigan State, 2016 (71)
Kicked a punt 60 or more yards:	Jay Bramblett at Michigan, 2019 (61)
Punted 10 or more times:	Jay Bramblett at Michigan, 2019 (10)
Totaled 175 or more kickoff return yards:	C.J. Sanders at Stanford, 2015 (182)
Totaled 100 or more punt return yards:	C.J. Sanders at Stanford, 2015 (182)

**AN OPPOSING TEAM**
**Rushing**

Had 400 or more yards:	Pittsburgh, 1975 (411)
Had 300 or more yards:	Michigan, 2019 (303)
Had 200 or more yards:	Navy, 2019 (281)
Had 50 or more rushing attempts:	Navy, 2019 (64)
Had five or more rush TDs:	Texas, 2016 (5)
Had four or more rush TDs:	Texas, 2016 (5)
Had two or more players with 100 rush yards in a game:	BYU, 2013 (Taysom Hill - 101, Paul Lasike - 101)

**Passing**

Had 400 or more yards:	USC, 2015 (440)
Had 300 or more yards:	Virginia, 2019 (334)
Had 60 or more pass attempts:	Tennessee, 1990 (60)
Had 50 or more pass attempts:	USC, 2018 (51)
Had 40 or more pass attempts:	Stanford, 2019 (47)
Had 30 or more pass completions:	Virginia, 2019 (30)
Had five or more passing TDs:	USC, 2014 (6)
Had four or more passing TDs:	Stanford, 2017 (4)
Had three or more passing TDs:	Michigan, 2019 (3)

**Receiving**

Had two players with 100 receiving yards in a game: Virginia, 2019  
(Hasise Dubois, 143 and Joe Reed, 107)

**Total Offense**

Had 600 or more yards total offense: Ohio State, 2006 Fiesta Bowl (617)  
 Had 500 or more yards total offense: Wake Forest, 2017 (587)  
 Had 400 or more yards total offense: Michigan, 2019 (437)  
 Had 90 or more plays: Wake Forest, 2018 (92)  
 Had 80 or more plays: Virginia Tech, 2018 (85)  
 Had 75 or more plays: Stanford, 2019 (75)

**Scoring**

Scored 60 or more points: Never  
 Scored 50 or more points: Texas, 2016 (50)  
 Scored 40 or more points: Michigan, 2019 (45)  
 Scored 30 or more points: Michigan, 2019 (45)  
 Scored a two-point conversion: Navy, 2018

**Turnovers**

Did not commit a turnover: Michigan, 2019  
 Had three or more fumbles lost: Navy, 2019 (4)  
 Intercepted five or more passes: USC, 1967 (7)  
 Intercepted four or more passes: Arizona State, 2014 (4)  
 Intercepted three or more passes: Ball State, 2018 (3)  
 Returned an interception for a TD: at Miami, Fla., 2017  
(Trajan Bandy - 65 yards)  
 Returned a fumble for a TD: vs. Virginia Tech, 2019  
(Divine Deablo - 98 yards)

**Defense**

Held ND to 10 or fewer first downs: at NC State, 2016 (10)  
 Scored a safety: vs. Stanford, 2016  
 Held ND to 50 or fewer rushing yards: at Michigan, 2019 (47)  
 Held ND to 200 or fewer passing yards: at Duke, 2019 (181)  
 Held ND to 100 or fewer passing yards: at Boston College, 2017 (96)  
 Held ND to 300 or fewer yards total offense: Michigan, 2019 (180)  
 Held ND to 200 or fewer yards total offense: at Michigan, 2019 (180)

**Special Teams**

Returned a punt for a TD: at USC, 2016 (Adore Jackson - 55 yards)  
 Returned a blocked punt for a TD: NC State, 2017  
(Germaine Pratt - 0 yards)  
 Returned a kickoff for a TD: Pittsburgh, 2018 (Maurice French - 99 yards)  
 Returned a punt for TD and kickoff for TD in same game: at USC, 2016  
(Adore Jackson - 55 yd PR; 97 yd KO)  
 Punted 10 or more times: Boston College, 2010 (11)  
 Did not punt: Miami (Fla.), 1985  
 Missed a kicking PAT: Massachusetts, 2015

**Miscellaneous**

Had 30 or more first downs: Wake Forest, 2017 (34)  
 Had 20 or more first downs: Stanford, 2019 (26)  
 Had 10 or more penalties: NC State, 2017 (12)  
 Had 100 or more yards in penalties: Georgia, 2017 (127)  
 Had 35 minutes or more of possession time: Navy, 2019 (36:00)  
 Had one 100-yard receiver and one 100-yard rusher: Wake Forest, 2017  
(Matt Colburn, 120 rushing; Anthony Bachman, 116 receiving)

**AN OPPOSING PLAYER**

**Rushing**

Rushed for 300 or more yards: Tony Dorsett, Pittsburgh, 1975 (303)  
 Rushed for 200 or more yards: Alexander Teich, Navy, 2010 (210)  
 Rushed for 150 or more yards: Tyler Gaffney, Stanford, 2013 (189)  
 Rushed for 100 or more yards: Malcolm Perry, Navy, 2019 (138)  
 Rushed 40 or more times: Craig Heyward, Pittsburgh, 1987 (42)  
 Rushed 30 or more times: Tyler Gaffney, Stanford, 2013 (33)  
 Rushed 25 or more times: Malcolm Perry, Navy, 2019 (25)  
 Rushed for five or more TDs: Walter Reyes, Syracuse, 2003 (5)  
 Rushed for four or more TDs: Ezekiel Elliott, Ohio State (Fiesta Bowl), 2015 (4)  
 Rushed for three or more TDs: Tyrone Swoopes, Texas, 2016 (3)  
 Rushed for two or more TDs: Zach Charbonnet, at Michigan, 2019 (2)  
 Had a run of 80 or more yards: Jeff Smith, Boston College, 2015 (80)  
 Had a run of 70 or more yards: Gerald Holmes, Michigan State, 2016 (73)  
 Had a run of 60 or more yards: Gerald Holmes, Michigan State, 2016 (73)  
 Had a run of 50 or more yards: Malcolm Perry, Navy, 2018 (58)

**Passing**

Passed for 500 or more yards: Never  
 Passed for 400 or more yards: Matt Leinar, USC, 2004 (400)  
 Passed for 300 or more yards: Bryce Perkins, Virginia, 2019 (334)  
 Attempted 60 or more passes: Andy Kelly, Tennessee, 1990 (60)  
 Attempted 50 or more passes: JT Daniels, USC, 2018 (51)  
 Attempted 40 or more passes: Davis Mills, Stanford, 2019 (46)  
 Completed 30 or more passes: Bryce Perkins, Virginia, 2019 (30)  
 Completed 20 or more passes: Davis Mills, Stanford, 2019 (28)  
 Threw six or more TDs: Cody Kessler, USC, 2014 (6)  
 Threw five or more TDs: Cody Kessler, USC, 2014 (6)  
 Threw four or more TDs: KJ Costello, Stanford, 2017 (4)  
 Threw three or more TDs: KJ Costello, Stanford, 2017 (4)  
 Completed a pass of 90 or more yards: Kyle Orton, Purdue, 2004 (97)  
 Completed a pass of 80 or more yards: Cody Kessler, USC, 2015 (83)  
 Completed a pass of 70 or more yards: Eric Dungey, Syracuse, 2016 (72)  
 Completed a pass of 60 or more yards: Eric Dungey, Syracuse, 2016 (72)  
 Completed a pass of 50 or more yards: Quincy Patterson II, 2019 (50)

**Receiving**

Caught 15 or more passes: Jalen Saunders, Oklahoma, 2012 (15)  
 Caught 10 or more passes: Michael Wilson, Stanford, 2019 (10)  
 Caught seven or more passes: Michael Wilson, Stanford, 2019 (10)  
 Had 200 or more yards receiving: Selwyn Lymon, Purdue, 2006 (238)  
 Had 150 or more yards receiving: Canaan Severin, Virginia, 2015 (153)  
 Had 100 or more yards receiving: Amon St. Brown, Southern Cal, 2019 (112)  
 Caught three or more TD passes: Jeremy Gallon, Michigan, 2013 (3)  
 Caught two or more TD passes: James Gardner, Miami (Ohio), 2017 (2)

**Scoring**

Accounted for six or more touchdowns: Cody Kessler, USC, 2014 (6 passing, 0 rushing)  
 Accounted for five or more touchdowns: Eric Dungey, Syracuse, 2016 (2 passing, 3 rushing)  
 Accounted for four or more touchdowns: KJ Costello, Stanford, 2017 (4 passing, 0 rushing)  
 Accounted for three or more touchdowns: KJ Costello, Stanford, 2017 (4 passing, 0 rushing)

**Defense**

Intercepted three or more passes: Rod Johnson, North Carolina State, 2003 (3)  
 Intercepted two or more passes: Justin Simmons, Boston College, 2015 (2)  
 Recorded three or more sacks: Bradley Chubb, NC State, 2016 (3.0)  
 Recorded two or more sacks: Marlon Tuipolotu, USC, 2018 (2.0)

**Special Teams**

Kicked four or more field goals: Jack Mitchell, Northwestern, 2014 (4)  
 Kicked a field goal 50 or more yards: Matt Payne, BYU, 2004 (53)  
 Kicked a punt of 65 or more yards: Jake Bailey, Stanford, 2017 (65)  
 Totalled 100 or more kick return yards: Damond Philyaw-Johnson, Duke, 2019 (122)

<b>Team Statistics</b>	<b>ND</b>	<b>OPP</b>
SCORING	445	224
Points Per Game	37.1	18.7
Points Off Turnovers	129	23
FIRST DOWNS	255	221
Rushing	107	114
Passing	125	93
Penalty	23	14
RUSHING YARDAGE	2119	1927
Yards gained rushing	2341	2313
Yards lost rushing	222	386
Rushing Attempts	436	490
Average Per Rush	4.9	3.9
Average Per Game	176.6	160.6
TDs Rushing	18	12
PASSING YARDAGE	3031	1964
Comp-Att-Int	233-388-6	185-342-9
Average Per Pass	7.8	5.7
Average Per Catch	13.0	10.6
Average Per Game	252.6	163.7
TDs Passing	36	13
TOTAL OFFENSE	5150	3891
Total Plays	824	832
Average Per Play	6.2	4.7
Average Per Game	429.2	324.2
KICK RETURNS: #-Yards	18-332	33-584
PUNT RETURNS: #-Yards	23-212	16-64
INT RETURNS: #-Yards	9-87	6-23
KICK RETURN AVERAGE	18.4	17.7
PUNT RETURN AVERAGE	9.2	4.0
INT RETURN AVERAGE	9.7	3.8
FUMBLES-LOST	10-5	31-17
PENALTIES-Yards	81-615	61-510
Average Per Game	51.2	42.5
PUNTS-Yards	59-2334	75-3183
Average Per Punt	39.6	42.4
Net punt average	38.1	37.7
KICKOFFS-Yards	81-4828	48-2760
Average Per Kick	59.6	57.5
Net kick average	41.6	40.7
TIME OF POSSESSION/Game	28:26	31:34
3RD-DOWN Conversions	71/172	59/182
3rd-Down Pct	41%	32%
4TH-DOWN Conversions	15/23	10/20
4th-Down Pct	65%	50%
SACKS BY-Yards	30-195	14-75
MISC YARDS	0	0
TOUCHDOWNS SCORED	58	26
FIELD GOALS-ATTEMPTS	13-16	14-16
ON-SIDE KICKS	0-0	1-2
RED-ZONE SCORES	(47-51) 92%	(27-28) 96%
RED-ZONE TOUCHDOWNS	(40-51) 78%	(17-28) 61%
PAT-ATTEMPTS	(58-58) 100%	(26-26) 100%
ATTENDANCE	534017	340737
Games/Avg Per Game	7/76288	5/68147
Neutral Site Games		0/0

<b>Score by Quarters</b>	<b>1st</b>	<b>2nd</b>	<b>3rd</b>	<b>4th</b>	<b>OT</b>	<b>Total</b>
Notre Dame	101	144	93	107	0	445
Opponents	44	69	33	78	0	224

<b>Rushing</b>	gp	att	gain	loss	net	avg	td	lg	avg/g
JONES Jr., Tony	11	133	743	21	722	5.4	5	43	65.6
BOOK, Ian	12	105	610	94	516	4.9	4	53	43.0
LENZY, Braden	8	10	188	0	188	18.8	2	61	23.5
SMITH, Jahmir	10	42	191	11	180	4.3	2	40	18.0
FLEMISTER, C'Bo	8	42	145	13	132	3.1	5	12	16.5
JURKOVEC, Phil	6	22	156	26	130	5.9	0	27	21.7
ARMSTRONG, Jafar	8	38	135	21	114	3.0	0	28	14.2
KEYS III, Lawrence	11	6	46	1	45	7.5	0	15	4.1
ASSAF, Mick	12	9	37	3	34	3.8	0	13	2.8
CLARK, Bendon	2	5	33	0	33	6.6	0	14	16.5
K. WILLIAMS	4	4	28	2	26	6.5	0	14	6.5
DAVIS, Avery	10	6	19	9	10	1.7	0	7	1.0
FINKE, Chris	12	1	7	0	7	7.0	0	7	0.6
M. YOUNG	3	1	2	0	2	2.0	0	2	0.7
HENRY, Nolan	2	1	1	0	1	1.0	0	1	0.5
TEAM	6	11	0	21	-21	-1.9	0	0	-3.5
Total	12	436	2341	222	2119	4.9	18	61	176.6
Opponents	12	490	2313	386	1927	3.9	12	49	160.6

<b>Passing</b>	gp	effic	comp-att-int	pct	yds	td	lg	avg/g
BOOK, Ian	12	148.52	220-371-6	59.3	2787	33	70	232.2
JURKOVEC, Phil	6	232.80	12-16-0	75.0	222	2	52	37.0
CLARK, Bendon	2	614.80	1-1-0	100.0	22	1	22	11.0
Total	12	153.20	233-388-6	60.1	3031	36	70	252.6
Opponents	12	109.61	185-342-9	54.1	1964	13	50	163.7

<b>Receiving</b>	gp	no.	yds	avg	td	lg	avg/g
CLAYPOOL, Chase	12	59	891	15.1	12	47	74.2
KMET, Cole	10	41	482	11.8	6	37	48.2
FINKE, Chris	12	35	410	11.7	4	54	34.2
TREMBLE, Tommy	12	15	174	11.6	4	29	14.5
KEYS III, Lawrence	11	13	134	10.3	0	28	12.2
JONES Jr., Tony	11	13	103	7.9	1	24	9.4
ARMSTRONG, Jafar	8	12	92	7.7	0	26	11.5
J. MCKINLEY	9	11	268	24.4	4	65	29.8
LENZY, Braden	8	10	247	24.7	2	70	30.9
DAVIS, Avery	10	10	124	12.4	2	59	12.4
M. YOUNG	3	6	21	3.5	0	8	7.0
WRIGHT, Brock	12	2	45	22.5	0	40	3.8
SMITH, Jahmir	10	2	12	6.0	0	6	1.2
TAKACS, George	5	2	12	6.0	1	10	2.4
FLEMISTER, C'Bo	8	1	13	13.0	0	13	1.6
K. WILLIAMS	4	1	3	3.0	0	3	0.8
Total	12	233	3031	13.0	36	70	252.6
Opponents	12	185	1964	10.6	13	50	163.7

<b>Punt Returns</b>	no.	yds	avg	td	lg
FINKE, Chris	18	181	10.1	0	46
WILKINS, Joe	2	2	1.0	0	2
FOSKEY, Isaiah	1	23	23.0	0	0
TEAM	1	0	0.0	0	0
KEYS III, Lawrence	1	6	6.0	0	6
Total	23	212	9.2	0	46
Opponents	16	64	4.0	0	16

<b>Interceptions</b>	no.	yds	avg	td	lg
HAMILTON, Kyle	4	66	16.5	1	34
ELLIOTT, Jalen	2	2	1.0	0	2
GILMAN, Alohi	1	0	0.0	0	0
PRIDE Jr., Troy	1	19	19.0	0	19
CRAWFORD, Shaun	1	0	0.0	0	0
Total	9	87	9.7	1	34
Opponents	6	23	3.8	0	12

<b>Kick Returns</b>	no.	yds	avg	td	lg
KEYS III, Lawrence	10	194	19.4	0	45
ARMSTRONG, Jafar	3	46	15.3	0	20
K. WILLIAMS	2	35	17.5	0	19
M. YOUNG	2	48	24.0	0	32
SIMON, Shayne	1	9	9.0	0	9
Total	18	332	18.4	0	45
Opponents	33	584	17.7	0	36

<b>Fumble Returns</b>	no.	yds	avg	td	lg
D. HAYES	1	2	2.0	0	2
TAGOVAILOA-AMOSA,	1	48	48.0	0	48
MOALA, Paul	1	27	27.0	1	27
OGUNDEJI, Adetokunb	1	23	23.0	1	23
BRACY, Tariq	1	9	9.0	0	9
KAREEM, Khalid	0	0	0.0	1	0
Total	5	109	21.8	3	48
Opponents	1	98	98.0	1	98

Scoring	td	fg	PAT			d xp	saf	pts
			kick	rush	rcv pass			
DOERER, Jonathan	-	13-16	54-54	-	-	-	-	93
CLAYPOOL, Chase	12	-	-	-	-	-	-	72
KMET, Cole	6	-	-	-	-	-	-	36
JONES Jr., Tony	6	-	-	-	-	-	-	36
FLEMISTER, C'Bo	5	-	-	-	-	-	-	30
FINKE, Chris	4	-	-	-	-	-	-	24
LENZY, Braden	4	-	-	-	-	-	-	24
J. MCKINLEY	4	-	-	-	-	-	-	24
TREMBLE, Tommy	4	-	-	-	-	-	-	24
BOOK, Ian	4	-	-	-	-	-	-	24
SMITH, Jahmir	2	-	-	-	-	-	-	12
DAVIS, Avery	2	-	-	-	-	-	-	12
HAMILTON, Kyle	1	-	-	-	-	-	-	6
KAREEM, Khalid	1	-	-	-	-	-	-	6
MOALA, Paul	1	-	-	-	-	-	-	6
TAKACS, George	1	-	-	-	-	-	-	6
OGUNDEJI, Adetokunb	1	-	-	-	-	-	-	6
LEONARD, Harrison	-	-	4-4	-	-	-	-	4
Total	58	13-16	58-58	-	-	-	-	445
Opponents	26	14-16	26-26	-	-	-	-	224

Total Offense	g	plays	rush	pass	total	avg/g
BOOK, Ian	12	476	516	2787	3303	275.2
JONES Jr., Tony	11	133	722	0	722	65.6
JURKOVEC, Phil	6	38	130	222	352	58.7
LENZY, Braden	8	10	188	0	188	23.5
SMITH, Jahmir	10	42	180	0	180	18.0
FLEMISTER, C'Bo	8	42	132	0	132	16.5
ARMSTRONG, Jafar	8	38	114	0	114	14.2
CLARK, Bendon	2	6	33	22	55	27.5
KEYS III, Lawrence	11	6	45	0	45	4.1
ASSAF, Mick	12	9	34	0	34	2.8
K. WILLIAMS	4	4	26	0	26	6.5
DAVIS, Avery	10	6	10	0	10	1.0
FINKE, Chris	12	1	7	0	7	0.6
M. YOUNG	3	1	2	0	2	0.7
HENRY, Nolan	2	1	1	0	1	0.5
TEAM	6	11	-21	0	-21	-3.5
Total	12	824	2119	3031	5150	429.2
Opponents	12	832	1927	1964	3891	324.2

Field Goals	fg	pct.	01-19	20-29	30-39	40-49	50-99	lg	blk
DOERER, Jonathan	13-16	81.2	0-0	3-3	4-5	5-7	1-1	52	0

FG Sequence	Notre Dame	Opponents
Louisville	-	(42)
New Mexico	(36)	-
Georgia	(27)	(40),(31),(43)
Virginia	47	(32),(27)
Bowling Green	(27)	40
USC	(45),(52),(43)	(40),(27)
Michigan	-	(21)
Virginia Tech	35	(44),(25)
Duke	(34)	44
Navy	(32)	(27),(36)
Boston College	(47),(29),(45),(37)	-
Stanford	43,(42)	(24)

Punting	no.	yds	avg	lg	tb	fc	i20	50+	blk
BRAMBLETT, Jay	59	2334	39.6	61	1	23	18	5	0
Total	59	2334	39.6	61	1	23	18	5	0
Opponents	75	3183	42.4	63	7	18	19	20	2

Kickoffs	no.	yds	avg	tb	ob	retn	net	ydln
DOERER, Jonathan	79	4748	60.1	35	2			
LEONARD, Harrison	2	80	40.0	0	0			
Total	81	4828	59.6	35	2	17.7	41.6	23
Opponents	48	2760	57.5	19	1	18.4	40.7	24

Numbers in (parentheses) indicate field goal was made.

All Purpose	g	rush	rcv	pr	kr	ir	total	avg/g
CLAYPOOL, Ch	12	0	891	0	0	0	891	74.2
JONES Jr., Tony	11	722	103	0	0	0	825	75.0
FINKE, Chris	12	7	410	181	0	0	598	49.8
BOOK, Ian	12	516	0	0	0	0	516	43.0
KMET, Cole	10	0	482	0	0	0	482	48.2
LENZY, Braden	8	188	247	0	0	0	435	54.4
KEYS III, Lawre	11	45	134	6	194	0	379	34.5
J. MCKINLEY	9	0	268	0	0	0	268	29.8
ARMSTRONG, J	8	114	92	0	46	0	252	31.5
SMITH, Jahmir	10	180	12	0	0	0	192	19.2
TREMBLE, Tom	12	0	174	0	0	0	174	14.5
FLEMISTER, C'	8	132	13	0	0	0	145	18.1
DAVIS, Avery	10	10	124	0	0	0	134	13.4
JURKOVEC, Phi	6	130	0	0	0	0	130	21.7
M. YOUNG	3	2	21	0	48	0	71	23.7
HAMILTON, Kyl	12	0	0	0	0	66	66	5.5
K. WILLIAMS	4	26	3	0	35	0	64	16.0
WRIGHT, Brock	12	0	45	0	0	0	45	3.8
ASSAF, Mick	12	34	0	0	0	0	34	2.8
CLARK, Bendon	2	33	0	0	0	0	33	16.5
FOSKEY, Isaiah	4	0	0	23	0	0	23	5.8
PRIDE Jr., Troy	12	0	0	0	0	19	19	1.6
TAKACS, Georg	5	0	12	0	0	0	12	2.4
SIMON, Shayne	10	0	0	0	9	0	9	0.9
ELLIOTT, Jalen	12	0	0	0	0	2	2	0.2
WILKINS, Joe	6	0	0	2	0	0	2	0.3
HENRY, Nolan	2	1	0	0	0	0	1	0.5
TEAM	6	-21	0	0	0	0	-21	-3.5
Total	12	2119	3031	212	332	87	5781	481.8
Opponents	12	1927	1964	64	584	23	4562	380.2



##	Defensive Leaders	gp	Tackles				tfl/yds	Sacks no-yds	Pass defense			Fumbles		blkd	
			ua	a	tot				int-yds	brup	qbh	rcv-yds	ff	kick	saf
40	WHITE, Drew	12	45	30	75	8.0-17	2.0-3	.	1	2	2-0	.	.	.	
22	BILAL, Asmar	12	44	28	72	9.0-21	.	.	1	1	1-0	.	.	.	
60	OWUSU-KORAMOAH, Jer.	12	47	24	71	9.5-33	2.5-14	.	4	2	1-0	1	.	.	
11	GILMAN, Alohi	12	30	36	66	3.0-10	1.0-6	1-0	2	1	1-0	2	.	.	
53	KAREEM, Khalid	12	23	22	45	10.0-44	5.5-33	.	1	9	1-0	3	.	.	
21	ELLIOTT, Jalen	12	27	14	41	.	.	2-2	2	.	.	.	.	.	
1H	HAMILTON, Kyle	12	25	14	39	1.0-1	.	4-66	6	.	.	.	.	.	
5	PRIDE Jr., Troy	12	24	13	37	.	.	1-19	5	.	.	.	.	.	
91	OGUNDEJI, Adetokunbo	12	16	16	32	6.0-25	3.5-18	.	.	4	1-23	3	.	.	
28	BRACY, Tariq	11	24	8	32	.	.	.	6	.	2-9	1	.	.	
5B	BAUER, Bo	12	18	9	27	2.0-4	.	.	.	.	.	.	1	.	
2C	CRAWFORD, Shaun	10	19	6	25	1.0-9	.	1-0	2	.	.	.	.	.	
44	JONES, Jamir	10	13	11	24	6.5-32	4.5-28	.	1	4	1-0	2	.	.	
5A	ADEMILOLA, Jayson	10	9	15	24	4.0-12	.	.	1	2	.	.	.	.	
95	TAGOVAILOA-AMOSA, M.	11	13	8	21	2.5-5	0.5-1	.	1	5	1-48	.	.	.	
42	J. OKWARA	9	8	10	18	6.0-52	4.0-48	.	.	7	1-0	2	1	.	
41	HINISH, Kurt	12	7	7	14	4.5-12	2.0-9	.	.	1	.	1	.	.	
5L	LACEY, Jacob	11	7	7	14	1.5-3	0.5-2	.	.	1	.	.	.	.	
1M	MOALA, Paul	12	6	8	14	1.0-6	.	.	.	2	1-27	1	.	.	
8V	VAUGHN, Donte	9	5	9	14	.	.	.	5	.	.	.	.	.	
2	GENMARK-HEATH, J.	12	6	4	10	1.0-6	.	.	.	.	.	.	.	.	
29	OGHOUFO, Ovie	8	1	9	10	1.0-4	1.0-4	.	1	3	.	.	.	.	
1A	ADEMILOLA, Justin	8	6	3	9	1.0-2	.	.	.	.	.	.	.	.	
33	SIMON, Shayne	10	2	7	9	1.5-2	.	.	.	1	.	.	.	.	
3B	J. LAMB	8	4	3	7	2.0-11	1.0-7	.	.	.	1-0	1	.	.	
1B	BROWN, DJ	9	3	4	7	.	.	.	.	.	.	.	.	.	
5C	CROSS III, Howard	4	3	4	7	.	.	.	.	.	.	.	.	.	
9A	D. HAYES	4	5	1	6	3.0-11	1.0-7	.	.	.	1-2	.	.	.	
3	GRIFFITH, Houston	12	3	2	5	.	.	.	1	.	.	.	.	.	
94	FOSKEY, Isaiah	4	1	4	5	.	.	.	.	1	.	.	1	.	
83	CLAYPOOL, Chase	12	3	2	5	.	.	.	.	.	1-0	.	.	.	
90	SPEARS, Hunter	3	1	2	3	.	.	.	.	.	.	.	.	.	
5F	FRANKLIN, Ja'mion	8	2	1	3	.	.	.	.	.	.	.	.	.	
54	SHANNON, John	12	1	2	3	.	.	.	.	.	1-0	.	.	.	
26	AGORO, Temitope	12	3	.	3	.	.	.	.	.	.	.	.	.	
84	KMET, Cole	10	2	.	2	.	.	.	.	.	.	.	.	.	
3C	P. PELINI	3	2	.	2	.	.	.	.	.	.	.	.	.	
45	JONES, Jonathan	12	.	1	1	.	.	.	.	.	.	.	.	.	
6	JONES Jr., Tony	11	1	.	1	.	.	.	.	.	.	1	.	.	
1E	K. WALLACE	4	.	1	1	.	.	.	.	.	.	.	.	.	
1G	N. OSAFO-MENSAH	2	.	1	1	.	.	.	.	.	.	.	.	.	
3E	EKWONU, Osita	3	1	.	1	.	.	.	.	.	.	.	.	.	
20	FLEMISTER, C'Bo	8	1	.	1	.	.	.	.	.	.	.	.	.	
89	WRIGHT, Brock	12	1	.	1	.	.	.	.	.	.	.	.	.	
47	K. WARDLOW	2	1	.	1	.	.	.	.	.	.	.	.	.	
Total		12	463	346	809	85-322	30-195	9-87	40	46	17-109	18	3	.	
Opponents		12	461	250	711	65-190	14-75	6-23	39	31	5-98	4	.	.	



TEAM STATISTICS

Date	Opponent	Rushing				Receiving				Passing				Kick Returns				Punt Returns				tot off
		no.	yds	td	lg	no.	yds	td	lg	cmp-att-int	yds	td	lg	no.	yds	td	lg	no.	yds	td	lg	
Sep 02	at Louisville	42	230	4	37	14	193	1	34	14-23-0	193	1	34	1	16	0	16	1	-2	0	0	423
Sep 14	NEW MEXICO	38	157	2	24	17	434	6	65	17-27-0	434	6	65	2	64	0	45	2	17	0	17	591
Sep 21	at Georgia	14	46	0	9	29	275	2	31	29-47-2	275	2	31	1	9	0	9	0	0	0	0	321
Sep 28	VIRGINIA	37	157	4	30	17	165	0	37	17-25-0	165	0	37	1	16	0	16	1	1	0	1	322
Oct 05	BOWLING GREEN	34	233	1	36	21	340	6	40	21-27-0	340	6	40	0	0	0	0	4	36	0	25	573
Oct 12	USC	48	308	2	51	17	165	1	26	17-32-0	165	1	26	2	48	0	32	0	0	0	0	473
Oct 26	at Michigan	31	47	0	9	11	133	2	28	11-29-0	133	2	28	3	46	0	20	1	0	0	0	180
Nov 02	VIRGINIA TECH	38	106	1	13	29	336	2	30	29-53-2	336	2	30	3	38	0	20	4	24	0	16	442
Nov 09	at Duke	42	288	1	53	18	181	4	35	18-32-2	181	4	35	0	0	0	0	2	51	0	46	469
Nov 16	NAVY	31	105	1	15	16	305	5	70	16-22-0	305	5	70	0	0	0	0	2	9	0	7	410
Nov 23	BOSTON COLLEGE	44	252	1	61	27	249	3	26	27-41-0	249	3	26	1	17	0	17	5	53	0	21	501
Nov 30	at Stanford	37	190	1	28	17	255	4	43	17-30-0	255	4	43	4	78	0	21	1	23	0	0	445
Notre Dame		436	2119	18	61	233	3031	36	70	233-388-6	3031	36	70	18	332	0	45	23	212	0	46	5150
		490	1927	12	49	185	1964	13	50	185-342-9	1964	13	50	33	584	0	36	16	64	0	16	3891

Games: 12 • Avg/rush: 4.9 • Avg/catch: 13.0 • Pass effic: 153.20 • KR avg: 18.4 • PR avg: 9.2 • All purpose avg/game: 481.8 • Total offense avg/gm: 429.2

Date	Opponent	Tackles				Sacks		Fumble		Pass Defense			blkd	PAT Attempts			off		
		ua	a	total	tfl-yds	no-yds		ff	fr-yds	int-yds	qbh	brup	kick	kick	rush	rcv	saf	t/o	pts
Sep 02	at Louisville	48	16	64	10.0-35	4.0-13	2	3-2	0-0	3	5	0	5-5	0	0	0	0	7	35
Sep 14	NEW MEXICO	42	26	68	8.0-20	0.0-0	0	1-9	3-36	6	5	0	9-9	0	0	0	0	28	66
Sep 21	at Georgia	31	34	65	6.0-18	0.0-0	1	1-0	0-0	0	2	0	2-2	0	0	0	0	7	17
Sep 28	VIRGINIA	45	16	61	13.0-61	8.0-55	4	3-71	2-0	5	3	0	5-5	0	0	0	0	28	35
Oct 05	BOWLING GREEN	37	32	69	8.0-34	2.0-25	1	0-0	1-0	7	2	1	7-7	0	0	0	0	0	52
Oct 12	USC	38	38	76	7.0-32	4.0-26	1	0-0	0-0	7	2	0	3-3	0	0	0	0	0	30
Oct 26	at Michigan	36	42	78	5.0-32	2.0-20	2	0-0	0-0	0	2	1	2-2	0	0	0	0	0	14
Nov 02	VIRGINIA TECH	31	24	55	5.0-10	1.0-4	0	1-0	1-5	3	5	0	3-3	0	0	0	0	0	21
Nov 09	at Duke	31	38	69	4.0-7	1.0-1	1	1-0	1-19	4	4	0	5-5	0	0	0	0	7	38
Nov 16	NAVY	52	24	76	8.0-27	2.0-7	3	4-27	0-0	5	3	0	7-7	0	0	0	0	28	52
Nov 23	BOSTON COLLEGE	37	30	67	9.0-38	4.0-21	2	1-0	1-27	5	3	0	4-4	0	0	0	0	14	40
Nov 30	at Stanford	35	26	61	2.0-8	2.0-8	1	2-0	0-0	1	4	1	6-6	0	0	0	0	10	45
Notre Dame		463	346	809	85.0-322	29.0-180	18	17-109	9-87	46	40	3	58-58	0	0	0	0	129	445
		461	250	711	65.0-190	14.0-73	4	5-98	6-23	31	39	0	26-26	0	0	0	0	23	224

Date	Opponent	Punting								Field Goals			Kickoffs					
		no.	yds	avg	long	blkd	tb	fc	50+	i20	md-att	long	blkd	no.	yds	avg	tb	ob
Sep 02	at Louisville	6	236	39.3	46	0	0	5	0	2	0-0	0	0	6	371	61.8	2	0
Sep 14	NEW MEXICO	4	163	40.8	48	0	0	1	0	2	1-1	36	0	10	567	56.7	4	1
Sep 21	at Georgia	4	190	47.5	58	0	0	2	1	3	1-1	27	0	3	175	58.3	1	0
Sep 28	VIRGINIA	6	234	39.0	44	0	0	2	0	0	0-1	0	0	6	377	62.8	4	0
Oct 05	BOWLING GREEN	2	91	45.5	49	0	0	0	0	1	1-1	27	0	9	572	63.6	7	0
Oct 12	USC	3	121	40.3	46	0	1	0	0	0	3-3	52	0	7	434	62.0	4	0
Oct 26	at Michigan	10	423	42.3	61	0	0	0	2	4	0-0	0	0	3	168	56.0	1	0
Nov 02	VIRGINIA TECH	6	233	38.8	52	0	0	3	2	1	0-1	0	0	4	253	63.2	2	1
Nov 09	at Duke	6	215	35.8	44	0	0	2	0	1	1-1	34	0	7	402	57.4	1	0
Nov 16	NAVY	2	70	35.0	35	0	0	2	0	0	1-1	32	0	9	479	53.2	3	0
Nov 23	BOSTON COLLEGE	4	135	33.8	40	0	0	3	0	2	4-4	47	0	9	534	59.3	4	0
Nov 30	at Stanford	6	223	37.2	45	0	0	3	0	2	1-2	42	0	8	496	62.0	2	0
Notre Dame		59	2334	39.6	61	0	1	23	5	18	13-16	52	0	81	4828	59.6	35	2
		75	3183	42.4	63	2	7	18	20	19	14-16	44	1	48	2760	57.5	19	1

**OPPONENT STATISTICS**

Date	Opponent	Rushing				Receiving				Passing				Kick Returns			Punt Returns			tot off		
		no.	yds	td	lg	no.	yds	td	lg	cmp-att-int	yds	td	lg	no.	yds	td	lg	no.	yds		td	lg
Sep 02	at Louisville	47	249	2	44	12	134	0	37	12-28-0	134	0	37	3	59	0	26	0	0	0	383	
Sep 14	NEW MEXICO	46	212	2	47	10	151	0	41	10-29-3	151	0	41	2	30	0	15	2	2	0	2	363
Sep 21	at Georgia	33	152	1	16	20	187	1	36	20-26-0	187	1	36	2	20	0	16	1	-3	0	0	339
Sep 28	VIRGINIA	29	4	0	15	30	334	2	43	30-43-2	334	2	43	2	39	0	25	2	17	0	9	338
Oct 05	BOWLING GREEN	42	118	0	17	15	110	0	24	15-27-1	110	0	24	2	25	0	13	2	4	0	2	228
Oct 12	USC	35	171	1	25	24	255	2	38	24-35-0	255	2	38	3	68	0	25	2	16	0	10	426
Oct 26	at Michigan	57	303	3	49	8	134	3	34	8-14-0	134	3	34	1	23	0	23	4	24	0	16	437
Nov 02	VIRGINIA TECH	36	96	0	20	9	139	1	50	9-28-1	139	1	50	1	3	0	3	0	0	0	0	235
Nov 09	at Duke	30	95	0	19	16	102	1	29	16-31-1	102	1	29	5	122	0	36	2	5	0	6	197
Nov 16	NAVY	64	281	1	46	4	79	1	43	4-13-0	79	1	43	2	30	0	16	0	0	0	0	360
Nov 23	BOSTON COLLEGE	43	128	1	24	9	63	0	39	9-21-1	63	0	39	4	57	0	20	0	0	0	0	191
Nov 30	at Stanford	28	118	1	17	28	276	2	27	28-47-0	276	2	27	6	108	0	27	1	-1	0	0	394
Opponents		490	1927	12	49	185	1964	13	50	185-342-9	1964	13	50	33	584	0	36	16	64	0	16	3891
		436	2119	18	61	233	3031	36	70	233-388-6	3031	36	70	18	332	0	45	23	212	0	46	5150

Games: 12 • Avg/rush: 3.9 • Avg/catch: 10.6 • Pass eff: 109.61 • KR avg: 17.7 • PR avg: 4.0 • All purpose avg/game: 380.2 • Total offense avg/gm: 324.2

Date	Opponent	Tackles				Sacks		Fumble		Pass Defense			blkd	PAT Attempts			off			
		ua	a	total	tfl-yds	no-yds		ff	fr-yds	int-yds	qbh	brup	kick	kick	rush	rcv	saf	t/o	pts	
Sep 02	at Louisville	43	18	61	5.0-18	3.0-12		1	1-0	0-0	4	2	0	2-2	0	0	0	0	0	17
Sep 14	NEW MEXICO	41	14	55	7.0-31	1.0-7		0	0-0	0-0	3	1	0	2-2	0	0	0	0	0	14
Sep 21	at Georgia	19	36	55	3.0-4	0.0-0		1	0-0	2-11	0	6	0	2-2	0	0	0	6	23	
Sep 28	VIRGINIA	44	12	56	5.0-35	4.0-33		0	1-0	0-0	3	3	0	2-2	0	0	0	0	20	
Oct 05	BOWLING GREEN	34	24	58	4.0-13	0.0-0		0	0-0	0-0	1	3	0	0-0	0	0	0	0	0	
Oct 12	USC	46	20	66	6.0-12	1.0-1		0	0-0	0-0	1	4	0	3-3	0	0	0	0	27	
Oct 26	at Michigan	28	24	52	5.0-9	2.0-6		1	2-0	0-0	5	6	0	6-6	0	0	0	10	45	
Nov 02	VIRGINIA TECH	58	8	66	6.0-14	0.0-0		1	1-98	2-0	3	0	0	2-2	0	0	0	7	20	
Nov 09	at Duke	32	32	64	5.0-7	1.0-1		0	0-0	2-12	4	5	0	1-1	0	0	0	0	7	
Nov 16	NAVY	29	12	41	3.0-10	0.0-0		0	0-0	0-0	1	1	0	2-2	0	0	0	0	20	
Nov 23	BOSTON COLLEGE	53	24	77	8.0-17	1.0-8		0	0-0	0-0	5	4	0	1-1	0	0	0	0	7	
Nov 30	at Stanford	34	26	60	8.0-20	1.0-5		0	0-0	0-0	1	4	0	3-3	0	0	0	0	24	
Opponents		461	250	711	65.0-190	14.0-73		4	5-98	6-23	31	39	0	26-26	0	0	0	23	224	
		463	346	809	85.0-322	29.0-180		18	17-109	9-87	46	40	3	58-58	0	0	0	129	445	

Date	Opponent	Punting							Field Goals			Kickoffs						
		no.	yds	avg	long	blkd	tb	fc	50+	i20	md-att	long	blkd	no.	yds	avg	tb	ob
Sep 02	at Louisville	5	207	41.4	52	0	0	4	1	1	1-1	42	0	4	205	51.2	1	0
Sep 14	NEW MEXICO	6	279	46.5	63	0	1	0	2	3	0-0	0	0	3	171	57.0	1	0
Sep 21	at Georgia	4	141	35.2	48	0	1	1	0	1	3-3	43	0	6	363	60.5	5	0
Sep 28	VIRGINIA	4	162	40.5	51	0	0	1	1	1	2-2	32	0	4	260	65.0	3	0
Oct 05	BOWLING GREEN	8	346	43.2	52	0	0	3	3	1	0-1	0	1	1	65	65.0	1	0
Oct 12	USC	5	211	42.2	50	0	3	0	1	1	2-2	40	0	5	289	57.8	2	0
Oct 26	at Michigan	7	268	38.3	57	1	1	2	2	1	1-1	21	0	8	427	53.4	2	0
Nov 02	VIRGINIA TECH	8	354	44.2	58	0	1	1	1	2	2-2	44	0	5	318	63.6	2	0
Nov 09	at Duke	9	450	50.0	56	0	0	4	6	3	0-1	0	0	2	80	40.0	0	0
Nov 16	NAVY	3	125	41.7	44	0	0	0	0	1	2-2	36	0	4	207	51.8	1	1
Nov 23	BOSTON COLLEGE	8	357	44.6	53	0	0	1	2	1	0-0	0	0	2	126	63.0	1	0
Nov 30	at Stanford	8	283	35.4	60	1	0	1	1	3	1-1	24	0	4	249	62.2	0	0
Opponents		75	3183	42.4	63	2	7	18	20	19	14-16	44	1	48	2760	57.5	19	1
		59	2334	39.6	61	0	1	23	5	18	13-16	52	0	81	4828	59.6	35	2

**Notre Dame Inside Opponent Red-Zone**

Date	Opponent	Score	Times		Total Pts	Rush TDs	Pass TDs	FGs Made	Failed to score inside RZ						
			In RZ	Scored					FGA	Down	Int	Fumb	Half	Game	
Sep 02, 2019	at Louisville	W 35-17	4	4	28	4	4	0	0	0	0	0	0	0	0
Sep 14, 2019	NEW MEXICO	W 66-14	4	4	24	3	2	1	1	0	0	0	0	0	0
Sep 21, 2019	at Georgia	L 17-23	3	3	17	2	0	2	1	0	0	0	0	0	0
Sep 28, 2019	VIRGINIA	W 35-20	3	3	21	3	3	0	0	0	0	0	0	0	0
Oct 05, 2019	BOWLING GREEN	W 52-0	6	6	38	5	1	4	1	0	0	0	0	0	0
Oct 12, 2019	USC	W 30-27	2	2	14	2	1	1	0	0	0	0	0	0	0
Oct 26, 2019	at Michigan	L 14-45	2	2	14	2	0	2	0	0	0	0	0	0	0
Nov 02, 2019	VIRGINIA TECH	W 21-20	6	3	21	3	1	2	0	1	0	1	1	0	0
Nov 09, 2019	at Duke	W 38-7	6	6	38	5	1	4	1	0	0	0	0	0	0
Nov 16, 2019	NAVY	W 52-20	5	5	31	4	1	3	1	0	0	0	0	0	0
Nov 23, 2019	BOSTON COLLEGE	W 40-7	6	5	27	3	0	3	2	0	1	0	0	0	0
Nov 30, 2019	at Stanford	W 45-24	4	4	28	4	1	3	0	0	0	0	0	0	0
Totals			51	47	301	40	15	25	7	1	1	1	1	0	0
47 of 51 (92.2%)															

**Opponents Inside Notre Dame Red-Zone**

Date	Opponent	Score	Times		Total Pts	Rush TDs	Pass TDs	FGs Made	Failed to score inside RZ						
			In RZ	Scored					FGA	Down	Int	Fumb	Half	Game	
Sep 02, 2019	at Louisville	W 35-17	2	2	14	2	2	0	0	0	0	0	0	0	0
Sep 14, 2019	NEW MEXICO	W 66-14	1	0	0	0	0	0	0	0	0	0	1	0	0
Sep 21, 2019	at Georgia	L 17-23	3	3	17	2	1	1	1	0	0	0	0	0	0
Sep 28, 2019	VIRGINIA	W 35-20	4	4	20	2	0	2	2	0	0	0	0	0	0
Oct 05, 2019	BOWLING GREEN	W 52-0	0	0	0	0	0	0	0	0	0	0	0	0	0
Oct 12, 2019	USC	W 30-27	4	4	20	2	1	1	2	0	0	0	0	0	0
Oct 26, 2019	at Michigan	L 14-45	5	5	31	4	2	2	1	0	0	0	0	0	0
Nov 02, 2019	VIRGINIA TECH	W 21-20	2	2	10	1	0	1	1	0	0	0	0	0	0
Nov 09, 2019	at Duke	W 38-7	0	0	0	0	0	0	0	0	0	0	0	0	0
Nov 16, 2019	NAVY	W 52-20	3	3	13	1	1	0	2	0	0	0	0	0	0
Nov 23, 2019	BOSTON COLLEGE	W 40-7	1	1	7	1	1	0	0	0	0	0	0	0	0
Nov 30, 2019	at Stanford	W 45-24	3	3	17	2	1	1	1	0	0	0	0	0	0
Totals			28	27	149	17	9	8	10	0	0	0	1	0	0
27 of 28 (96.4%)															

**3rd-Down Conversions**

Date	Opponent	Score	Overall		1st Qtr		2nd Qtr		3rd Qtr		4th Qtr		Overtime	
Sep 02, 2019	at Louisville	W 35-17	5-12	41.7	1-2	50.0	1-4	25.0	0-2	0.0	3-4	75.0		
Sep 14, 2019	NEW MEXICO	W 66-14	1-10	10.0	1-4	25.0	0-2	0.0	0-1	0.0	0-3	0.0		
Sep 21, 2019	at Georgia	L 17-23	4-13	30.8	1-3	33.3	0-3	0.0	0-3	0.0	3-4	75.0		
Sep 28, 2019	VIRGINIA	W 35-20	6-15	40.0	4-4	100.0	1-5	20.0	0-2	0.0	1-4	25.0		
Oct 05, 2019	BOWLING GREEN	W 52-0	8-11	72.7	2-3	66.7	2-3	66.7	1-2	50.0	3-3	100.0		
Oct 12, 2019	USC	W 30-27	9-17	52.9	1-4	25.0	2-3	66.7	4-6	66.7	2-4	50.0		
Oct 26, 2019	at Michigan	L 14-45	3-15	20.0	2-5	40.0	0-4	0.0	0-3	0.0	1-3	33.3		
Nov 02, 2019	VIRGINIA TECH	W 21-20	8-20	40.0	0-4	0.0	3-6	50.0	1-2	50.0	4-8	50.0		
Nov 09, 2019	at Duke	W 38-7	9-17	52.9	5-6	83.3	0-3	0.0	2-4	50.0	2-4	50.0		
Nov 16, 2019	NAVY	W 52-20	4-9	44.4	0-1	0.0	2-3	66.7	2-4	50.0	0-1	0.0		
Nov 23, 2019	BOSTON COLLEGE	W 40-7	10-19	52.6	2-4	50.0	3-5	60.0	3-5	60.0	2-5	40.0		
Nov 30, 2019	at Stanford	W 45-24	4-14	28.6	0-1	0.0	2-4	50.0	2-6	33.3	0-3	0.0		
Notre Dame			71-172	41.3	19-41	46.3	16-45	35.6	15-40	37.5	21-46	45.7	0-0	0.0
Opponents			59-182	32.4	17-42	40.5	20-55	36.4	13-48	27.1	9-37	24.3	0-0	0.0

**4th-Down Conversions**

Date	Opponent	Score	Overall		1st Qtr		2nd Qtr		3rd Qtr		4th Qtr		Overtime	
Sep 02, 2019	at Louisville	W 35-17	0-1	0.0	0-0	0.0	0-1	0.0	0-0	0.0	0-0	0.0		
Sep 14, 2019	NEW MEXICO	W 66-14	5-5	100.0	1-1	100.0	1-1	100.0	1-1	100.0	2-2	100.0		
Sep 21, 2019	at Georgia	L 17-23	1-3	33.3	0-1	0.0	1-1	100.0	0-0	0.0	0-1	0.0		
Sep 28, 2019	VIRGINIA	W 35-20	2-2	100.0	0-0	0.0	1-1	100.0	0-0	0.0	1-1	100.0		
Oct 05, 2019	BOWLING GREEN	W 52-0	0-0	0.0	0-0	0.0	0-0	0.0	0-0	0.0	0-0	0.0		
Oct 12, 2019	USC	W 30-27	0-1	0.0	0-0	0.0	0-0	0.0	0-1	0.0	0-0	0.0		
Oct 26, 2019	at Michigan	L 14-45	0-1	0.0	0-0	0.0	0-1	0.0	0-0	0.0	0-0	0.0		
Nov 02, 2019	VIRGINIA TECH	W 21-20	3-3	100.0	0-0	0.0	0-0	0.0	0-0	0.0	3-3	100.0		
Nov 09, 2019	at Duke	W 38-7	0-1	0.0	0-0	0.0	0-0	0.0	0-0	0.0	0-1	0.0		
Nov 16, 2019	NAVY	W 52-20	1-2	50.0	1-1	100.0	0-0	0.0	0-0	0.0	0-1	0.0		
Nov 23, 2019	BOSTON COLLEGE	W 40-7	1-2	50.0	0-0	0.0	1-1	100.0	0-0	0.0	0-1	0.0		
Nov 30, 2019	at Stanford	W 45-24	2-2	100.0	0-0	0.0	0-0	0.0	1-1	100.0	1-1	100.0		
Notre Dame			15-23	65.2	2-3	66.7	4-6	66.7	2-3	66.7	7-11	63.6	0-0	0.0
Opponents			10-20	50.0	2-2	100.0	1-4	25.0	2-6	33.3	5-8	62.5	0-0	0.0

**Time of Possession**

Date	Opponent	Score	Overall	1st Qtr	2nd Qtr	3rd Qtr	4th Qtr	Overtime	
Sep 02, 2019	at Louisville	W 35-17	28:00	7:05	8:53	4:24	7:38		
Sep 14, 2019	NEW MEXICO	W 66-14	24:54	6:32	5:47	6:03	6:32		
Sep 21, 2019	at Georgia	L 17-23	25:29	7:11	6:48	4:28	7:02		
Sep 28, 2019	VIRGINIA	W 35-20	26:28	7:59	4:48	4:41	9:00		
Oct 05, 2019	BOWLING GREEN	W 52-0	26:40	6:06	6:44	3:30	10:20		
Oct 12, 2019	USC	W 30-27	31:24	6:04	6:44	9:25	9:11		
Oct 26, 2019	at Michigan	L 14-45	25:23	7:07	5:20	6:05	6:51		
Nov 02, 2019	VIRGINIA TECH	W 21-20	31:12	7:12	9:35	5:07	9:18		
Nov 09, 2019	at Duke	W 38-7	32:52	8:38	7:16	7:11	9:47		
Nov 16, 2019	NAVY	W 52-20	24:00	5:44	7:37	7:01	3:38		
Nov 23, 2019	BOSTON COLLEGE	W 40-7	34:56	11:48	6:33	7:52	8:43		
Nov 30, 2019	at Stanford	W 45-24	29:57	3:05	7:15	11:12	8:25		
Notre Dame			Total	341:15	84:31	83:20	76:59	96:25	0:00
			Avg.	28:26	7:02	6:56	6:24	8:02	0:00
Opponents			Total	378:45	95:29	96:40	103:01	83:35	0:00
			Avg.	31:33	7:57	8:03	8:35	6:57	0:00

**NOTRE DAME INDIVIDUAL GAME HIGHS**

Rushes	25	JONES Jr., Tony vs USC (Oct 12, 2019)
Yards Rushing	176	JONES Jr., Tony vs USC (Oct 12, 2019)
TD Rushes	3	JONES Jr., Tony vs Virginia (Sep 28, 2019)
Long Rush	61	LENZY, Braden vs Boston College (Nov 23, 2019)
Pass attempts	53	BOOK, Ian vs Virginia Tech (Nov 02, 2019)
Pass completions	29	BOOK, Ian at Georgia (Sep 21, 2019)
	29	BOOK, Ian vs Virginia Tech (Nov 02, 2019)
Yards Passing	360	BOOK, Ian vs New Mexico (Sep 14, 2019)
TD Passes	5	BOOK, Ian vs New Mexico (Sep 14, 2019)
	5	BOOK, Ian vs Bowling Green (Oct 05, 2019)
	5	BOOK, Ian vs Navy (Nov 16, 2019)
Long Pass	70	BOOK, Ian vs Navy (Nov 16, 2019)
Receptions	9	KMET, Cole at Georgia (Sep 21, 2019)
Yards Receiving	118	CLAYPOOL, Chase vs Virginia Tech (Nov 02, 2019)
TD Receptions	4	CLAYPOOL, Chase vs Navy (Nov 16, 2019)
Long Reception	70	LENZY, Braden vs Navy (Nov 16, 2019)
Field Goals	4	DOERER, Jonathan vs Boston College (Nov 23, 2019)
Long Field Goal	52	DOERER, Jonathan vs USC (Oct 12, 2019)
Punts	10	BRAMBLETT, Jay at Michigan (Oct 26, 2019)
Punting Avg	47.5	BRAMBLETT, Jay at Georgia (Sep 21, 2019)
Long Punt	61	BRAMBLETT, Jay at Michigan (Oct 26, 2019)
Punts inside 20	4	BRAMBLETT, Jay at Michigan (Oct 26, 2019)
Long Punt Return	46	FINKE, Chris at Duke (Nov 09, 2019)
Long Kickoff Return	45	KEYS III, Lawrence vs New Mexico (Sep 14, 2019)
Tackles	11	BILAL, Asmar vs USC (Oct 12, 2019)
	11	WHITE, Drew at Michigan (Oct 26, 2019)
Sacks	3.0	J. OKWARA vs Virginia (Sep 28, 2019)
Tackles For Loss	3.0	J. OKWARA vs Virginia (Sep 28, 2019)
	3.0	OGUNDEJI, Adetokunbo vs Boston College (Nov 23, 2019)
Interceptions	1	ELLIOTT, Jalen vs New Mexico (Sep 14, 2019)
	1	HAMILTON, Kyle vs New Mexico (Sep 14, 2019)
	1	CRAWFORD, Shaun vs New Mexico (Sep 14, 2019)
	1	GILMAN, Alohi vs Virginia (Sep 28, 2019)
	1	HAMILTON, Kyle vs Virginia (Sep 28, 2019)
	1	ELLIOTT, Jalen vs Bowling Green (Oct 05, 2019)
	1	HAMILTON, Kyle vs Virginia Tech (Nov 02, 2019)
	1	PRIDE Jr., Troy at Duke (Nov 09, 2019)
	1	HAMILTON, Kyle vs Boston College (Nov 23, 2019)

**OPPONENT INDIVIDUAL GAME HIGHS**

Rushes	25	PERRY, Malcolm, vs Navy (Nov 16, 2019)
Yards Rushing	149	Haskins, Hassan, at Michigan (Oct 26, 2019)
TD Rushes	2	Pass, J., at Louisville (Sep 02, 2019)
	2	Charbonnet, Z., at Michigan (Oct 26, 2019)
Long Rush	49	Haskins, Hassan, at Michigan (Oct 26, 2019)
Pass attempts	46	Mills, D., at Stanford (Nov 30, 2019)
Pass completions	30	B. PERKINS, vs Virginia (Sep 28, 2019)
Yards Passing	334	B. PERKINS, vs Virginia (Sep 28, 2019)
TD Passes	2	B. PERKINS, vs Virginia (Sep 28, 2019)
	2	SLOVIS, KEDON, vs USC (Oct 12, 2019)
	2	Patterson, Shea, at Michigan (Oct 26, 2019)
	2	Mills, D., at Stanford (Nov 30, 2019)
Long Pass	50	Patterson II, Q, vs Virginia Tech (Nov 02, 2019)
Receptions	10	Q. MORRIS, vs Bowling Green (Oct 05, 2019)
	10	Wilson, M., at Stanford (Nov 30, 2019)
Yards Receiving	143	H. DUBOIS, vs Virginia (Sep 28, 2019)
TD Receptions	1	Lawrence Cager, at Georgia (Sep 21, 2019)
	1	J. REED, vs Virginia (Sep 28, 2019)
	1	H. DUBOIS, vs Virginia (Sep 28, 2019)
	1	ST. BROWN, AMON, vs USC (Oct 12, 2019)
	1	VAUGHNS, TYLER, vs USC (Oct 12, 2019)
	1	Sainstii, M., at Michigan (Oct 26, 2019)
	1	Peoples-Jones, at Michigan (Oct 26, 2019)
	1	Collins, Nico, at Michigan (Oct 26, 2019)
	1	Hazellton, D., vs Virginia Tech (Nov 02, 2019)
	1	Young, A., at Duke (Nov 09, 2019)
	1	COOPER, Mychal, vs Navy (Nov 16, 2019)
	1	Wilson, M., at Stanford (Nov 30, 2019)
	1	Tremayne, B., at Stanford (Nov 30, 2019)
Long Reception	50	Turner, T., vs Virginia Tech (Nov 02, 2019)
Field Goals	3	R. Blankenship, at Georgia (Sep 21, 2019)
Long Field Goal	44	Johnson, B., vs Virginia Tech (Nov 02, 2019)
Punts	9	Parker, A., at Duke (Nov 09, 2019)
Punting Avg	50.0	Parker, A., at Duke (Nov 09, 2019)
Long Punt	63	T. DYER, vs New Mexico (Sep 14, 2019)
Punts inside 20	3	T. DYER, vs New Mexico (Sep 14, 2019)
	3	Parker, A., at Duke (Nov 09, 2019)
	3	Santorn, R., at Stanford (Nov 30, 2019)
Long Punt Return	16	Peoples-Jones, at Michigan (Oct 26, 2019)
Long Kickoff Return	36	Philyaw-Johnson, at Duke (Nov 09, 2019)
Tackles	13	Ashby, R., vs Virginia Tech (Nov 02, 2019)
Sacks	1.0	Burns, R., at Louisville (Sep 02, 2019)
	1.0	Okeke, N., at Louisville (Sep 02, 2019)
	1.0	A. HART, vs New Mexico (Sep 14, 2019)
	1.0	J. MACK, vs Virginia (Sep 28, 2019)
	1.0	N. TAYLOR, vs Virginia (Sep 28, 2019)
	1.0	Z. ZANDIER, vs Virginia (Sep 28, 2019)
	1.0	E. HANBACK, vs Virginia (Sep 28, 2019)
	1.0	HOUSTON, JOHN, vs USC (Oct 12, 2019)
	1.0	Paye, Kwity, at Michigan (Oct 26, 2019)
	1.0	Vilain, Lujji, at Michigan (Oct 26, 2019)
	1.0	Hollifield, D., vs Virginia Tech (Nov 02, 2019)
	1.0	Heyward, S., at Duke (Nov 09, 2019)
	1.0	Karafa, T., vs Boston College (Nov 23, 2019)
	1.0	Swann, J., at Stanford (Nov 30, 2019)
Tackles For Loss	3.0	Ashby, R., vs Virginia Tech (Nov 02, 2019)
Interceptions	1	Divaad Wilson, at Georgia (Sep 21, 2019)
	1	J.R. Reed, at Georgia (Sep 21, 2019)
	1	Hollifield, D., vs Virginia Tech (Nov 02, 2019)
	1	Deablo, D., vs Virginia Tech (Nov 02, 2019)
	1	Carter, M., at Duke (Nov 09, 2019)
	1	Heyward, S., at Duke (Nov 09, 2019)

**NOTRE DAME TEAM GAME HIGHS**

Rushes	48	vs USC (Oct 12, 2019)
Yards Rushing	308	vs USC (Oct 12, 2019)
Yards Per Rush	6.9	at Duke (Nov 09, 2019)
TD Rushes	4	at Louisville (Sep 02, 2019)
	4	vs Virginia (Sep 28, 2019)
Pass attempts	53	vs Virginia Tech (Nov 02, 2019)
Pass completions	29	at Georgia (Sep 21, 2019)
	29	vs Virginia Tech (Nov 02, 2019)
Yards Passing	434	vs New Mexico (Sep 14, 2019)
Yards Per Pass	16.1	vs New Mexico (Sep 14, 2019)
TD Passes	6	vs New Mexico (Sep 14, 2019)
	6	vs Bowling Green (Oct 05, 2019)
Total Plays	91	vs Virginia Tech (Nov 02, 2019)
Total Offense	591	vs New Mexico (Sep 14, 2019)
Yards Per Play	9.4	vs Bowling Green (Oct 05, 2019)
Points	66	vs New Mexico (Sep 14, 2019)
Sacks By	8	vs Virginia (Sep 28, 2019)
First Downs	27	vs Bowling Green (Oct 05, 2019)
	27	vs Boston College (Nov 23, 2019)
Penalties	12	at Georgia (Sep 21, 2019)
Penalty Yards	95	at Stanford (Nov 30, 2019)
Turnovers	3	vs Virginia Tech (Nov 02, 2019)
Interceptions By	3	vs New Mexico (Sep 14, 2019)
Punts	10	at Michigan (Oct 26, 2019)
Punting Avg	47.5	at Georgia (Sep 21, 2019)
Long Punt	61	at Michigan (Oct 26, 2019)
Punts inside 20	4	at Michigan (Oct 26, 2019)
Long Punt Return	46	at Duke (Nov 09, 2019)

**OPPONENT TEAM GAME HIGHS**

Rushes	64	vs Navy (Nov 16, 2019)
Yards Rushing	303	at Michigan (Oct 26, 2019)
Yards Per Rush	5.3	at Michigan (Oct 26, 2019)
TD Rushes	3	at Michigan (Oct 26, 2019)
Pass attempts	47	at Stanford (Nov 30, 2019)
Pass completions	30	vs Virginia (Sep 28, 2019)
Yards Passing	334	vs Virginia (Sep 28, 2019)
Yards Per Pass	9.6	at Michigan (Oct 26, 2019)
TD Passes	3	at Michigan (Oct 26, 2019)
Total Plays	77	vs Navy (Nov 16, 2019)
Total Offense	437	at Michigan (Oct 26, 2019)
Yards Per Play	6.2	at Michigan (Oct 26, 2019)
Points	45	at Michigan (Oct 26, 2019)
Sacks By	4	vs Virginia (Sep 28, 2019)
First Downs	26	at Stanford (Nov 30, 2019)
Penalties	8	at Louisville (Sep 02, 2019)
	8	at Duke (Nov 09, 2019)
Penalty Yards	63	at Duke (Nov 09, 2019)
Turnovers	5	vs Virginia (Sep 28, 2019)
Interceptions By	2	at Georgia (Sep 21, 2019)
	2	vs Virginia Tech (Nov 02, 2019)
	2	at Duke (Nov 09, 2019)
Punts	9	at Duke (Nov 09, 2019)
Punting Avg	50.0	at Duke (Nov 09, 2019)
Long Punt	63	vs New Mexico (Sep 14, 2019)
Punts inside 20	3	vs New Mexico (Sep 14, 2019)
	3	at Duke (Nov 09, 2019)
	3	at Stanford (Nov 30, 2019)
Long Punt Return	16	at Michigan (Oct 26, 2019)



**2019 Notre Dame Football  
Notre Dame Games Played (as of Dec 16, 2019)  
All games**

#	PLAYER	GP-GS	LOU	NM	UGA	VA	BGSU	USC	MICH	VT	DUKE	NAVY	BC	STAN
5F	JAY. ADEMILOLA	10/-	XXX	XXX	XXX	XXX	XXX	XXX	XXX	XXX	XXX	XXX	...	...
1H	JUST. ADEMILOLA	8/-	...	XXX	...	...	XXX	...	XXX	XXX	XXX	XXX	XXX	XXX
2F	T. AGORO	12/-	XXX	XXX	XXX	XXX	XXX	XXX	XXX	XXX	XXX	XXX	XXX	XXX
2A	L. AJAVON	2/-	...	...	...	...	XXX	...	...	...	XXX	...	...	...
26	L. ALBANO	1/-	...	XXX	...	...	...	...	...	...	...	...	...	...
8	J. ARMSTRONG	8/2	START	...	...	...	...	XXX	XXX	START	XXX	XXX	XXX	XXX
32	M. ASSAF	12/-	XXX	XXX	XXX	XXX	XXX	XXX	XXX	XXX	XXX	XXX	XXX	XXX
69	A. BANKS	12/12	START	START	START	START	START	START	START	START	START	START	START	START
5A	B. BAUER	12/-	XXX	XXX	XXX	XXX	XXX	XXX	XXX	XXX	XXX	XXX	XXX	XXX
30	J. BERTRAND	4/-	...	...	...	...	XXX	...	...	...	...	XXX	XXX	XXX
2B	A. BILAL	12/11	XXX	START	START	START	START	START	START	START	START	START	START	START
12	I. BOOK	12/12	START	START	START	START	START	START	START	START	START	START	START	START
28	T. BRACY	11/2	XXX	XXX	XXX	XXX	START	START	XXX	...	XXX	XXX	XXX	XXX
19	J. BRAMBLETT	12/-	XXX	XXX	XXX	XXX	XXX	XXX	XXX	XXX	XXX	XXX	XXX	XXX
1A	D. BROWN	9/-	XXX	XXX	XXX	XXX	XXX	...	XXX	...	XXX	XXX	XXX	...
7	B. CLARK	2/-	...	XXX	...	...	XXX	...	...	...	...	...	...	...
83	C. CLAYPOOL	12/12	START	START	START	START	START	START	START	START	START	START	START	START
52	Z. CORRELL	4/-	...	XXX	...	...	XXX	...	...	...	...	XXX	XXX	...
2A	S. CRAWFORD	10/7	START	START	START	START	...	...	XXX	XXX	XXX	START	START	START
4A	A. DAVIS	10/-	...	XXX	XXX	XXX	XXX	...	XXX	XXX	XXX	XXX	XXX	XXX
56	J. DIRKSEN	8/-	...	XXX	...	...	XXX	...	XXX	XXX	XXX	XXX	XXX	XXX
39	J. DOERER	12/-	XXX	XXX	XXX	XXX	XXX	XXX	XXX	XXX	XXX	XXX	XXX	XXX
74	L. EICHENBERG	12/12	START	START	START	START	START	START	START	START	START	START	START	START
1M	C. EKANAYAKE	1/-	...	...	...	...	XXX	...	...	...	...	...	...	...
3E	O. EKWONU	3/-	...	...	...	...	XXX	...	...	...	...	...	XXX	XXX
21	J. ELLIOTT	12/12	START	START	START	START	START	START	START	START	START	START	START	START
10	C. FINKE	12/9	START	START	START	XXX	XXX	START	START	START	START	START	START	XXX
20	C. FLEMISTER	8/-	XXX	XXX	...	XXX	XXX	...	...	...	XXX	XXX	XXX	XXX
94	I. FOSKEY	4/-	...	XXX	...	...	XXX	...	...	...	XXX	...	...	XXX
5D	J. FRANKLIN	8/-	...	XXX	...	...	XXX	...	XXX	XXX	XXX	XXX	XXX	XXX
3G	B. GARCIA	1/-	...	...	...	...	...	...	...	...	...	...	XXX	...
76	D. GIBBONS	12/-	XXX	XXX	XXX	XXX	XXX	XXX	XXX	XXX	XXX	XXX	XXX	XXX
11	A. GILMAN	12/12	START	START	START	START	START	START	START	START	START	START	START	START
3	H. GRIFFITH	12/-	XXX	XXX	XXX	XXX	XXX	XXX	XXX	XXX	XXX	XXX	XXX	XXX
61	C. GRUNHARD	6/-	...	XXX	...	...	XXX	...	XXX	XXX	XXX	XXX	...	...
72	R. HAINSEY	8/8	START	START	START	START	START	START	START	START	...	...	...	...
1C	K. HAMILTON	12/1	XXX	XXX	XXX	XXX	XXX	START	XXX	XXX	XXX	XXX	XXX	XXX
9	C. HART	3/-	...	XXX	...	...	XXX	XXX	...	...	...	...	...	...
9A	D. HAYES	4/-	XXX	XXX	XXX	XXX	...	...	...	...	...	...	...	...
2	J.GENMARK HEATH	12/1	START	XXX	XXX	XXX	XXX	XXX	XXX	XXX	XXX	XXX	XXX	XXX
4H	J. HENIGE	1/-	...	...	...	...	XXX	...	...	...	...	...	...	...
17	N. HENRY	2/-	...	XXX	...	...	...	...	...	...	...	...	XXX	...
41	K. HINISH	12/12	START	START	START	START	START	START	START	START	START	START	START	START
5E	H. CROSS III	4/-	...	XXX	...	...	XXX	...	XXX	...	...	XXX	...	...
13	L. KEYS III	11/3	XXX	START	START	XXX	...	XXX	XXX	XXX	XXX	XXX	START	XXX
44	JA. JONES	10/3	...	...	XXX	XXX	XXX	XXX	XXX	XXX	XXX	START	START	START
45	JO. JONES	12/-	XXX	XXX	XXX	XXX	XXX	XXX	XXX	XXX	XXX	XXX	XXX	XXX



**2019 Notre Dame Football  
Notre Dame Games Played (as of Dec 16, 2019)  
All games**

#	PLAYER	GP-GS	LOU	NM	UGA	VA	BGSU	USC	MICH	VT	DUKE	NAVY	BC	STAN
80	M. JONES	4/-	...	XXX	...	...	XXX	...	...	XXX	...	XXX	...	...
6	T. JONES	11/11	START	START	START	START	START	START	START	...	START	START	START	START
15	P. JURKOVEC	6/-	...	XXX	...	...	XXX	...	XXX	...	XXX	XXX	XXX	...
5B	K. KAREEM	12/12	START	START	START	START	START	START	START	START	START	START	START	START
2D	J. KISER	4/-	XXX	XXX	XXX	XXX	...	...	...	...	...	...	...	...
84	C. KMET	10/10	...	...	START	START	START	START	START	START	START	START	START	START
78	T. KRAEMER	7/7	START	START	START	START	START	START	START	...	...	...	...	...
73	A. KRISTOFIC	4/-	...	XXX	...	...	XXX	...	...	...	XXX	XXX	...	...
5C	J. LACEY	11/-	XXX	XXX	XXX	XXX	XXX	XXX	XXX	XXX	XXX	XXX	XXX	XXX
81	J. LAGER	5/-	...	XXX	...	...	XXX	...	...	XXX	...	XXX	XXX	...
3B	J. LAMB	8/-	XXX	XXX	XXX	XXX	XXX	XXX	XXX	XXX	...	...	...	...
25	B. LENZY	8/2	...	XXX	...	...	XXX	XXX	START	XXX	...	XXX	XXX	START
98	H. LEONARD	2/-	...	XXX	...	...	XXX	...	...	...	...	...	...	...
48	X. LEZYNSKI	1/-	...	...	...	...	...	...	...	...	...	...	XXX	...
4L	X. LEZYNSKI	1/-	...	...	...	...	XXX	...	...	...	...	...	...	...
35	M. LIUFAU	4/-	...	...	XXX	XXX	...	XXX	XXX	...	...	...	...	...
75	J. LUGG	12/4	XXX	XXX	XXX	XXX	XXX	XXX	XXX	XXX	START	START	START	START
60	C. MABRY	1/-	...	XXX	...	...	...	...	...	...	...	...	...	...
2M	J. MAHONEY	2/-	...	...	...	...	XXX	...	...	XXX	...	...	...	...
43	G. MAILEY	1/-	...	...	...	...	...	...	...	...	...	XXX	...	...
88	J. MCKINLEY	9/2	XXX	XXX	XXX	START	XXX	XXX	XXX	START	XXX	...	...	...
1B	P. MOALA	12/-	XXX	XXX	XXX	XXX	XXX	XXX	XXX	XXX	XXX	XXX	XXX	XXX
2H	O. OGHOUFO	8/-	...	XXX	...	XXX	XXX	...	XXX	XXX	XXX	XXX	XXX	...
91	A. OGUNDEJI	12/1	XXX	XXX	XXX	XXX	XXX	XXX	XXX	XXX	XXX	XXX	XXX	START
42	J. OKWARA	9/9	START	START	START	START	START	START	START	START	START	...	...	...
1G	N. OSAFO-MENSAH	2/-	...	XXX	...	...	XXX	...	...	...	...	...	...	...
6A	OWUSU-KORAMOAH	12/12	START	START	START	START	START	START	START	START	START	START	START	START
55	J. PATTERSON	12/12	START	START	START	START	START	START	START	START	START	START	START	START
3C	P. PELINI	3/-	...	XXX	...	...	XXX	...	...	XXX	...	...	...	...
62	L. PLANTZ	6/-	...	XXX	...	...	XXX	...	XXX	...	XXX	XXX	XXX	...
5	T. PRIDE	12/12	START	START	START	START	START	START	START	START	START	START	START	START
4R	A. RAARUP	1/-	...	...	...	...	XXX	...	...	...	...	...	...	...
3R	J. RITTMAN	1/-	...	...	...	...	XXX	...	...	...	...	...	...	...
57	T. RUHLAND	8/5	...	XXX	...	...	XXX	...	XXX	START	START	START	START	START
29	M. SALERNO	1/-	...	XXX	...	...	...	...	...	...	...	...	...	...
38	C. SCHILLING	3/-	...	...	...	...	XXX	...	...	...	XXX	...	XXX	...
54	J. SHANNON	12/-	XXX	XXX	XXX	XXX	XXX	XXX	XXX	XXX	XXX	XXX	XXX	XXX
27	A. SHINAVER	4/-	...	XXX	...	...	XXX	...	...	...	...	XXX	XXX	...
33	S. SIMON	10/-	XXX	XXX	XXX	XXX	XXX	XXX	XXX	XXX	XXX	XXX	...	...
34	JA. SMITH	10/-	XXX	...	...	XXX	XXX	XXX	XXX	XXX	XXX	XXX	XXX	XXX
90	H. SPEARS	3/-	...	XXX	...	...	XXX	...	...	...	...	...	XXX	...
95	M. TAGOVAILOA	11/11	START	START	START	START	START	START	START	START	START	START	START	...
85	G. TAKACS	5/-	...	XXX	...	...	XXX	...	...	...	XXX	XXX	XXX	...
24	T. TREMBLE	12/6	XXX	XXX	XXX	START	START	START	XXX	XXX	START	START	XXX	START
40	D. WHITE	12/11	START	START	START	START	START	XXX	START	START	START	START	START	START
18	J. WILKINS	6/-	XXX	XXX	...	XXX	XXX	...	...	...	...	...	XXX	XXX
23	K. WILLIAMS	4/-	XXX	XXX	XXX	XXX	...	...	...	...	...	...	...	...
89	B. WRIGHT	12/2	START	START	XXX	XXX	XXX	XXX	XXX	XXX	XXX	XXX	XXX	XXX
87	M. YOUNG	3/1	...	...	...	XXX	START	XXX	...	...	...	...	...	...