



# NOTRE DAME HOCKEY

## FIGHTING IRISH MEDIA

Director  
Athletics Communications

Dan Colleran

dcollera@nd.edu

574-339-9810 (cell)

GAME 21

#14/14 NOTRE DAME VS. MICHIGAN

JANUARY 10

### THE MATCH-UP

Game 21	Friday, January 10 7:10 p.m. ET	Compton Family Ice Arena Notre Dame, Indiana
Records	Notre Dame Fighting Irish 10-7-3, 5-3-2-1 B1G	Michigan Wolverines 7-11-2, 2-7-1-0 B1G
TV & Streaming Coverage	TV: NBCSN Streaming: NBCSports.com/App	PxP: Tony Simeone Analyst: Anson Carter & Pierre McGuire
Radio/Audio Coverage	94.3 FM (South Bend) & UND.com	Darin Pritchett

### THE SERIES

All-Time	UM, 78-61-5	Last: ND, 5-2   Feb. 12, 2019   Notre Dame, Ind.   Compton Family Ice Arena
At ND	ND, 29-26-2	Last: ND, 5-2   Feb. 12, 2019   Notre Dame, Ind.   Compton Family Ice Arena

### COUNTDOWN TO PUCK DROP

511	With Notre Dame's 3-2 win over Penn State in last season's Big Ten Tournament championship game, head coach <b>Jeff Jackson</b> recorded his 500th career win. He now has 511 career wins, which ranks second among active NCAA DI head coaches (spanning six seasons at Lake Superior State and 14+ seasons at Notre Dame).
119	Over the last three games, <b>Cale Morris</b> has stopped 119 of the 121 shots on goal he has faced (.983) to lead Notre Dame to a 2-0-1 record.
13	Thirteen sets of brothers have suited up for the Irish, including current sets of brothers <b>Cal and Cam Burke</b> and <b>Matt and Alex Steeves</b> .
13	A program-record 13 former Fighting Irish players have played in the NHL so far this season, including: <b>Anders Bjork</b> (Boston Bruins), <b>Ian Cole</b> (Colorado Avalanche), <b>Thomas Di Pauli</b> (Pittsburgh Penguins), <b>Steven Fogarty</b> (New York Rangers), <b>Dennis Gilbert</b> (Chicago Blackhawks), <b>Vinnie Hinostroza</b> (Arizona Coyotes), <b>Anders Lee</b> (New York Islanders), <b>Jordan Gross</b> (Arizona Coyotes), <b>Kyle Palmieri</b> (New Jersey Devils), <b>Andrew Peeke</b> (Columbus Blue Jackets), <b>Bryan Rust</b> (Pittsburgh Penguins) and <b>Riley Sheahan</b> (Edmonton Oilers) and <b>T.J. Tynan</b> (Colorado Avalanche).
9	After posting a 37-save shutout against Penn State (Dec. 14) to close out the first semester, <b>Cale Morris</b> now has nine career shutouts. His nine career shutouts rank fifth in the Irish records book behind only <b>Steven Summerhays</b> (13), <b>David Brown</b> (12), <b>Jordan Pearce</b> (12) and <b>Cal Petersen</b> (11).
8	Junior defenseman <b>Matt Hellickson</b> has eight points (3-5-8) in nine career games against Michigan (Hellickson has 10 goals and 28 assists for 38 career points).
8	With the 2019 Big Ten tournament title, Notre Dame has won eight conference championships in program history, each under <b>Jeff Jackson</b> (three regular-season).
6	With freshman <b>Trevor Janicke</b> joining the program, six father-son combinations have played for the Irish including Trevor and his father, <b>Curtis '93</b> , as well as sophomore <b>Graham Slaggert</b> and his father/Associate Head Coach <b>Andy Slaggert '89</b> .
7	Sophomore forward <b>Alex Steeves</b> has seven points (4-3-7) over the last five games, including the game-winning goal at Western Michigan (Jan. 5).
4	Notre Dame has an active four-year NCAA tournament appearance streak, including Frozen Four appearances in 2017 and 2018, which is the longest streak in program history and is the fourth-longest active streak in the NCAA (the Irish have also appeared in seven of the last 10 NCAA Tournaments).

### 2019-20 SCHEDULE // RESULTS

Date	ND Rk	Opp Rk	Opponent	Location	TV	Time/Score
Oct. 6	9/10	--/--	USNTDP (exh.)	Plymouth, Mich.	CN-900 (Det.)	W, 4-2
Oct. 11	8/9	RV/--	Air Force	Notre Dame, Ind.	NBCSN	W, 4-3
Oct. 13	8/9	RV/--	Air Force	Notre Dame, Ind.	NHLN/NBCSN+	W, 6-1
Oct. 25	5/4	--/--	Lake Superior State	Notre Dame, Ind.	NBCSN	W, 5-2
Oct. 26	5/4	--/--	Lake Superior State	Notre Dame, Ind.	NHLN/NBCSN+	W, 6-4
Nov. 1	5/4	RV/--	at Minnesota	Minneapolis, Min.	BTN	T, 2-2 (ot)
Nov. 2	5/4	RV/--	at Minnesota	Minneapolis, Min.	FSN	W, 5-3
Nov. 8	5/5	9/8	Ohio State	Notre Dame, Ind.	NBCSN	W, 3-2 (ot)
Nov. 9	5/5	9/8	Ohio State	Notre Dame, Ind.	SNY	W, 2-1
Nov. 15	4/3	15/15	at Wisconsin	Madison, Wisc.	FSW	L, 3-0
Nov. 16	4/3	15/15	at Wisconsin	Madison, Wisc.	BTN+	W, 5-4 (ot)
Nov. 22	3/3	--/--	at Michigan State	East Lansing, Mich.	BTN+	T, 1-1 (ot)
Nov. 23	3/3	--/--	at Michigan State	East Lansing, Mich.	BTN+	L, 3-2
Nov. 29	5/4	16/15	Bowling Green	Notre Dame, Ind.	NBCApp	L, 5-2
Nov. 30	5/4	16/15	at Bowling Green	Bowling Green, Ohio	FloHockey	L, 5-2
Dec. 6	9/10	10/7	at Boston College	Boston, Mass.	CBS All-Access	L, 4-0
Dec. 8	9/10	10/7	Boston College	Notre Dame, Ind.	NBCSP+	L, 6-1
Dec. 13	15/14	7/7	Penn State	Notre Dame, Ind.	NHLN/NBCSN+	L, 4-2
Dec. 14	15/14	7/7	Penn State	Notre Dame, Ind.	NBCApp	W, 3-0
Jan. 3	15/RV	19/--	Western Michigan	Notre Dame, Ind.	NBCSN	T, 1-1 (ot)
Jan. 5	15/RV	19/--	at West Michigan	Kalamazoo, Mich.	NCHC.tv	W, 4-1
Jan. 10	14/14	--/--	Michigan	Notre Dame, Ind.	NBCSN	7 p.m.
Jan. 11	14/14	--/--	Michigan	Notre Dame, Ind.	NBCApp	6 p.m.
Jan. 17			at Ohio State	Columbus, Ohio		6 p.m.
Jan. 18			at Ohio State	Columbus, Ohio		5 p.m.
Jan. 24			Wisconsin	Notre Dame, Ind.	NBCSN+/NBCSP+	7 p.m.
Jan. 25			Wisconsin	Notre Dame, Ind.	NBCSN+/NBCSP+	6 p.m.
Jan. 31			at Penn State	State College, Pa.	BTN	6 p.m.
Feb. 1			at Penn State	State College, Pa.		6 p.m.
Feb. 14			Minnesota	Notre Dame, Ind.	NBCSN	7 p.m.
Feb. 15			Minnesota	Notre Dame, Ind.	NBCSN+/NBCSP+	6 p.m.
Feb. 21			at Michigan	Ann Arbor, Mich.	BTN	6 p.m.
Feb. 22			at Michigan	Ann Arbor, Mich.	BTN	4 p.m.
Feb. 28			Michigan State	Notre Dame, Ind.	NBCSN	7 p.m.
Feb. 29			Michigan State	Notre Dame, Ind.	NBCSN+	6 p.m.
March 6-8			B1G Quarterfinals	Campus Sites		TBA
March 14			B1G Semifinals	Campus Sites		TBA
March 21			B1G Championship	Campus Site		TBA
March 27-29			NCAA Regionals	TBD		TBA
April 9-11			NCAA Frozen Four	Detroit, Mich.		TBA

-- Rankings: USCHO.com/USA Today/USA HM; ranking listed at time of game | All times Eastern |

-- TV: NBC Sports Network [NBCSN] | NBC Sports Chicago+ [NBCSN+] | NBC Sports Philadelphia+ [NBCSN+] | Big Ten Network [BTN] | Fox Sports North.+ [FSN] | Fox Sports Midwest [FSW] | SportsNet New York [SNY]

**UNIVERSITY INFORMATION**

School	University of Notre Dame
Location	Notre Dame, IN 46556
Founded	1842
Enrollment	8,530 (undergraduate), 12,393 (total)
Nickname	Fighting Irish
Colors	Gold and Blue
Affiliation	NCAA Division I
Conference	Big Ten (B1G)
President	Rev. John I. Jenkins
Provost	Thomas Burish
NCAA Faculty Representative	Patricia Bellia (Harvard '91)
Athletics Director	Jack Swarbrick (Notre Dame '76)
Sr. Assoc. Athletic Director/Sport Admin.	Tom Nevala (Notre Dame '90)
Ticket Office Phone	(574) 631-7356
Home Ice (capacity)	Compton Family Ice Arena (4,850) Charles "Lefty" Smith Rink
Ice Surface	200 x 90

**HOCKEY STAFF INFORMATION**

Head Coach	Jeff Jackson (Michigan State '78)
Record at Notre Dame	329-198-60 (15th season)
Record Overall	511-250-85 (21st season)
Regular Season Big Ten Record	33-20-5 (third season)
Associate Head Coach	Paul Pooley (Ohio State '84)
Associate Head Coach	Andy Slaggert (Notre Dame '89)
Volunteer Assistant Coach	Kyle Lawson (Notre Dame '10)
Coordinator of Hockey Operations	Nick Seirgiej (Wisconsin-River Falls '06)
Athletic Trainer	Kevin Ricks
Equipment Specialist	Ron Grove
Strength and Conditioning Coach	Tony Rolinski
Administrative Assistant	Sue Halasz
Hockey Office Phone	(574) 631-3630

**TEAM INFORMATION**

2018-19 Overall Record	23-14-3
2018-19 Big Ten Record/Finish	11-11-2 (2nd)
2018-19 Post Season	Big Ten Champions NCAA Northeast Regional Final
Letter Winners Returning	20 (11 forwards, 6 defensemen, 3 goaltenders)
Letter Winners Lost	6 (4 forwards, 2 defensemen)
Newcomers	8 (5 forwards, 2 defenseman, 1 goaltender)
2019-20 Captain	Cal Burke
2019-20 Alternate Captains	Tory Dello, Cale Morris
NCAA Appearances	10 (Last: 2019)
NCAA Frozen Four Appearances	Four (2008, 2011, 2017, 2018)
All-Americans	15 players/16 times (Last: Bobby Nardella 2019)
Academic All-Americans	Nine (Last: Peter Schneider in 2015)

**FOR STARTERS**

- The Fighting Irish return to Big Ten play this weekend with a two-game home series against Michigan (Jan. 10-11) as the teams meet on Friday night for the first of four game this season.
- Notre Dame opened the second half of the 2019-20 season by going 1-0-1 against Western Michigan last weekend (Jan. 3 & 5) in a home-and-home series, including a 4-1 win on Sunday night that featured a pair of goals (and an assist) by Alex Steeves as well as a three assist game by Michael Graham and a goal and two assists from Cam Morrison.
- Steeves (4-3-7) and Graham (0-7-7) carry five-game point streaks into the weekend series versus the Wolverines.
- In that series versus the Broncos, Cale Morris stopped 82 of the 84 shots he faced to earn Big Ten and NCAA First Star of the Week honors.
- Over Notre Dame's last three games dating back to the 3-0 win over Penn State on Dec. 14, Morris has stopped 119 of the last 121 shots he has faced (.983).
- Sophomore forward Jake Pivonka and sophomore defenseman Spencer Stastney skated with Team USA at the 2020 IIHF World Junior Hockey Championship in the Czech Republic and returned to the U.S. on Friday, Jan. 3 and then played in Sunday's win at Western Michigan.
- Notre Dame just finished a stretch of eight consecutive games against a ranked opponent (and 12 of 14) against a ranked opponent).
- Freshman forward Max Ellis was the most recent Fighting Irish player to score a goal this season when he netted the game winner in Notre Dame's 3-0 victory over Penn State (Dec. 14), becoming Notre Dame's 17th goal scorer this season.
- The Fighting Irish have posted six comeback wins this season, including three third period comebacks (both wins over Ohio State and the overtime victory at Wisconsin) and added a third period comeback tie (and shootout win) at Michigan State on Nov. 22.
- The Irish are 2-0-3 in overtime this season, with game-winning goals from Pierce Crawford (vs. Ohio State on Nov. 8) and Alex Steeves (at Wisconsin on Nov. 16).
- Notre Dame is once again one of the nation's least penalized teams, with its 7.5 PIM/game ranking second-lowest in the country (Harvard is first at 7.1).

**MEDIA INFORMATION**

Director of Athletics Communications (Hockey Contact)	Dan Colleran
Office Phone   Cell Phone	574-631-7519   574-339-9810
Email	dcollera@nd.edu
Assistant Athletics Communications Director (Secondary Hockey Contact)	Pat Durant
Cell Phone	574-485-4521
Email	pdurant@nd.edu
Compton Family Ice Arena Press Box Phone	574-631-4899
Mailing Address	University of Notre Dame 100 Compton Family Ice Arena Notre Dame, IN 44629
Media Availability	Coach Jackson and requested players are generally available once per week and then after a post-game cooling off period. Please contact Dan Colleran with requests or to be added to the email distribution list regarding availability.
Additional Media Info	UND.com/pressbox

No.	Name	Pos.	Ht.	Wt.	Cl.	Hometown/Last Team
1	Dylan St. Cyr	G	5-9	189	Jr.	Northville, MI/USNTDP
2	Nate Clurman	D	6-2	207	So.	Boulder, CO/Sioux City (USHL)
3	Ryan Carmichael	D	6-2	191	Fr.	Greenwich, CT/Lincoln (USHL)
4	Nick Leivermann	D	5-11	184	So.	Eden Prairie, MN/Penticton (BCHL)
5	Matt Hellickson	D	6-1	192	Jr.	Rogers, MN/Sioux City (USHL)
6	Tory Dello	D	6-0	199	Sr.	Crystal Lake, IL/Tri-City (USHL)
8	Matt Steeves	F	6-0	203	Jr.	Eden Prairie, MN/Muskegon (USHL)
10	Cam Burke	F	5-8	170	So.	Boxborough, MA/Sioux Falls (USHL)
11	Cal Burke	F	5-10	184	Sr.	Boxborough, MA/Cedar Rapids (USHL)
13	Colin Theisen	F	6-0	194	Jr.	Monroe, MI/Dubuque (USHL)
14	Jesse Lansdell	Fr.	5-11	185	Fr.	Surrey, B.C./Vernon (BCHL)
15	Michael Graham	F	6-1	198	So.	Eden Prairie, MN/Dubuque (USHL)
16	Alex Steeves	F	5-10	188	So.	Eden Prairie, MN/Dubuque (USHL)
17	Pierce Crawford	F	5-9	185	Jr.	Park Ridge, IL/Youngstown (USHL)
18	Graham Slaggert	F	6-0	187	So.	South Bend, IN/Cedar Rapids (USHL)
19	Mike O'Leary	F	6-1	200	Sr.	Halifax, NS/Dubuque (USHL)
20	Jake Pivonka	F	6-0	205	So.	Naperville, IL/USNTDP
21	Max Ellis	F	5-9	151	Fr.	Canton, MI/Muskegon (USHL)
22	Jack MacNab	F	6-0	202	Fr.	Indianapolis, IN/Central Illinois (USHL)
24	Spencer Stastney	D	5-11	189	So.	Mequon, WI/USNTDP
25	Solag Bakich	F	6-0	194	Fr.	Dallas, TX/Waterloo (USHL)
26	Cam Morrison	F	6-3	214	Sr.	Aurora, ONT/Youngstown (USHL)
27	Trevor Janicke	F	5-10	191	Fr.	Maple Grove, MN/Central Illinois (USHL)
28	Christian DiCesare	D	6-1	205	Fr.	Morristown, NJ/Omaha (USHL)
29	Charlie Raith	D	5-9	174	Fr.	Winnetka, IL/Central Illinois (USHL)
30	Ryan Bischel	G	6-1	189	Fr.	Medina, MN/Fargo (USHL)
32	Cale Morris	G	6-1	195	Sr.	Larkspur, CO/Waterloo (USHL)
33	Nick Sanford	G	6-1	192	Jr.	Morristown, NJ/Boston (USPHL)

1	Dylan Saint Sear
13	Colin Ty-sin
25	SO-lawg Bawk-itch
27	Trevor Jan-ick-ee
29	Charlie Rayth (rhymes with "faith")

**COACHING STAFF**

Head Coach	Jeff Jackson (Michigan State '78)
Associate Head Coach	Paul Pooley (Ohio State '84)
Associate Head Coach	Andy Slaggert (Notre Dame '89)
Volunteer Assistant Coach	Kyle Lawson (Notre Dame '10-)
Coordinator of Hockey Operations	Nick Seirgiej (Wisconsin-River Falls '06)
Athletic Trainer	Kevin Ricks
Equipment Specialist	Ron Grove
Strength and Conditioning Coach	Tony Rolinski

**MORRIS NAMED NCAA & BIG FIRST STAR**

- A pair of back-to-back 40+ save performances has earned Notre Dame Cale Morris both Big Ten and NCAA First Star of the Week honors (Jan. 7).
- Morris led the Irish to a 1-0-1 record last weekend in a home-and-home series versus No. 19 Western Michigan.
- In game one's 1-1 overtime tie at Compton Family Ice Arena (Jan. 3), he made a season-high 42 saves.
- Then in Sunday's game two (Jan. 5), Morris made 40 stops as Notre Dame posted a 4-1 road win.
- Morris had the added distinction of stopping a first period penalty shot in both contests while the games were tied at 0-0.
- For the weekend, the senior alternate captain posted a 2.40 goals against average and an impressive .976 save percentage.
- An All-American and Mike Richter Award Winner as the NCAA's top goaltender (2018), Morris has now racked up 14 weekly Big Ten honors: First Star (8), Second Star (3), Third Star (3).

**THE SERIES: NOTRE DAME VS. MICHIGAN**

- All-time, Michigan leads the series 78-61-5, however, since their final season in the CCHA (2012-13), the Irish hold the edge with a 10-5-0 record.
- Three of those five losses were by a single goal, including an overtime loss at the U.S. Bank Arena in the NCAA Regionals (UM 3-2; March 25, 2016).
- Prior to that 2016 NCAA meeting, the teams' last meetings came during the 2012-13 season when Notre Dame went 5-0-0 against the Wolverines, including a 3-1 victory in the championship game of the final CCHA tournament.
- Last season the teams split the season series, going 2-2-0 against each other (with each team earning a home and road win).
- The 2018-19 series included the January 5, 2019 outdoor game at Notre Dame Stadium, as the two teams utilized the same ice as the Chicago Blackhawks and Boston Bruins of the NHL for the 2019 Bridgestone NHL Winter Classic.
- The Let's Take This Outside game featured the largest crowd to attend a home hockey game for the Irish (23,422) but Michigan claimed the 4-2 win over the Irish.
- In Notre Dame's inaugural season in the Big Ten (2017-18), the Irish and Wolverines met five times, with the Irish claiming three victories, including a last second win at the 2018 NCAA Frozen Four.
- As time ran down in the 2018 NCAA Frozen Four semifinal (April 5), Cam Morrison slid the puck back to Jake Evans in the slot, who shot it five-hole for the game-winner with five seconds remaining - sending Notre Dame to the national championship.
- Notre Dame and Michigan's other meeting in the NCAA Tournament came at the 2008 Frozen Four (Denver, Colorado) when the Irish posted a 5-4 overtime win to advance to the NCAA championship game for the first time in program history.
- Calle Ridderwall scored the game-winning goal in that contest at the 5:44 mark of overtime.
- The Irish and Wolverines met each season from 1991-92 to 2012-13.
- Notre Dame recognizes the first official meeting as a 3-2 overtime win by the Fighting Irish on Jan. 17, 1922 at the Weinberg Coliseum in Ann Arbor, Michigan.
- Head Coach Jeff Jackson is 31-29-8 all-time against Michigan (including his time at Lake Superior State), while he is 12-6-0 all-time against the Wolverines in the playoffs.
- Jackson named current Michigan head coach Mel Pearson as one of his Team USA assistant coaches for the 1997 IIHF World Junior Championship.
- Jackson and Pearson helped lead USA to the silver medal in that tournament in Switzerland.
- The current Notre Dame roster features two Michigan natives: Dylan St. Cyr (Northville, Michigan) and Colin Theisen (Monroe, Michigan).
- Irish career offensive leaders against the Wolverines include Matt Hellickson (9 GP, 3-5-8), Cal Burke (9 GP, 2-3-5), Cam Morrison (8 GP, 1-3-4), Jake Pivonka (4 GP, 1-3-4) and Alex Steeves (4 GP, 3-1-4).

WHERE THEY'RE FROM
Colorado (2)
Cale Morris . . . . . Larkspur, Colorado
Nate Clurman . . . . . Boulder, Colorado
Connecticut (1)
Ryan Carmichael . . . . . Greenwich, Colorado
Illinois (4)
Tory Dello . . . . . Crystal Lake, Illinois
Pierce Crawford . . . . . Park Ridge, Illinois
Jake Pivonka . . . . . Woodridge, Illinois
Charlie Raith . . . . . Winnetka, Illinois
Indiana (2)
Jack MacNab . . . . . Indianapolis, Indiana
Graham Slaggert . . . . . South Bend, Indiana
Massachusetts (2)
Cal Burke . . . . . Boxborough, Massachusetts
Cam Burke . . . . . Boxborough, Massachusetts
Michigan (3)
Dylan St. Cyr . . . . . Northville, Michigan
Max Ellis . . . . . Canton, Michigan
Colin Theisen . . . . . Monroe, Michigan
Minnesota (7)
Ryan Bischel . . . . . Medina, Minnesota
Matt Hellickson . . . . . Rogers, Minnesota
Nick Leivermann . . . . . Eden Prairie Minnesota
Michael Graham . . . . . Eden Prairie, Minnesota
Trevor Janicke . . . . . Maple Grove, Minnesota
Matt Steeves . . . . . Eden Prairie, Minnesota
Alex Steeves . . . . . Eden Prairie, Minnesota
New Jersey (2)
Christian DiCesare . . . . . Morristown, New Jersey
Nick Sanford . . . . . Morristown, New Jersey
Texas (1)
Solag Bakich . . . . . Dallas, Texas
Wisconsin (1)
Spencer Stastney . . . . . Mequon, Wisconsin
Canada (3)
Jesse Lansdell . . . . . Surrey, British Columbia
Cam Morrison . . . . . Aurora, Ontario
Mike O'Leary . . . . . Halifax, Nova Scotia

2019-20 HONORS & AWARDS			
Player	Year	Pos.	Awards
Cal Burke	Sr.	F	<ul style="list-style-type: none"> <li>B1G Second Star of the Week (Oct. 29)</li> <li>Honorable Mention Preseason All-Big Ten (Sept. 30)</li> </ul>
Trevor Janicke	Fr.	F	<ul style="list-style-type: none"> <li>Team USA Preliminary World Junior Championship roster (Dec. 9).</li> </ul>
Cale Morris	Sr.	G	<ul style="list-style-type: none"> <li>NCAA First Star of the Week (Jan. 7)</li> <li>B1G First Star of the Week (Dec. 17 &amp; Jan. 7)</li> <li>B1G Third Star of the Week (Nov. 12)</li> <li>First Team Preseason All-Big Ten (Sept. 30)*</li> <li>* - <i>Unanimous selection</i></li> </ul>
Cam Morrison	Sr.	F	<ul style="list-style-type: none"> <li>B1G Third Star of the Week (Nov. 5)</li> </ul>
Mike O'Leary	Sr.	F	<ul style="list-style-type: none"> <li>HCA National Player of the Month for October (Nov. 8)</li> <li>B1G First Star of the Week (Oct. 29)</li> </ul>
Jake Pivonka	So.	F	<ul style="list-style-type: none"> <li>Team USA Preliminary World Junior Championship roster (Dec. 9).</li> </ul>
Spencer Stastney	So.	D	<ul style="list-style-type: none"> <li>Team USA Preliminary World Junior Championship roster (Dec. 9).</li> </ul>
Notre Dame			<ul style="list-style-type: none"> <li>College Hockey News Team of the Week (Nov. 12)</li> </ul>

- Cale Morris is 4-4-0 against Michigan in eight career starts and has a 2.16 goals-against average and a .941 save percentage.

**PIVONKA & STASTNEY ON TEAM USA**

- Sophomore center Jake Pivonka and sophomore defenseman Spencer Stastney skated with Team USA at the 2020 IIHF World Junior Hockey Championship in Ostrava and Trinec, Czech Republic (Dec. 26, 2019 - Jan. 5, 2020).
- Each Irish player appeared in all four preliminary games as Team USA went 2-1-0-1 (W-OTW-OTL-L) to advance to the quarterfinals.
- Both players also played in Team USA's quarterfinal loss to Finland (Jan. 2).
- Pivonka finished with an assist, while Stastney has been skating with Wisconsin's K'Andre Miller as one of Team USA's top defenseman pairings.
- In addition, Notre Dame's Director of Hockey Operations, Nick Siergiej, served in a similar role for Team USA at this season's tournament.
- Dating back to 1997, twenty-two Notre Dame players have now taken part in the IIHF World Junior Championships.
- Current Columbus Blue Jackets defenseman Andrew Peeke was the most recent Irish player to make Team USA's World Junior Championship roster (2018).
- Current Boston Bruins forward Anders Bjork was the most recent Irish player to earn a medal at the event when Team USA secured the bronze in Helsinki (2016).
- Notre Dame's other medalists include Mario Lucia (gold in 2013), Kyle Palmieri (gold in 2010 and bronze in 2011), Kyle Lawson (bronze in 2007) and Ben Simon (silver in 1997).

**GOALTENDER WIN TOTALS**

- Senior goaltender Cale Morris is 53-27-6 in his Irish career.
  - Morris is the fifth Fighting Irish goaltender to reach 50 career wins and he is climbing the all-time Notre Dame wins list:
- | Rank | Name (Years)                    | Career Victories |
|------|---------------------------------|------------------|
| 1.   | Jordan Pearce (2005-09)         | 59               |
| 2.   | Steven Summerhays (2010-14)     | 57               |
| 3.   | David Brown (2003-07)           | 55               |
|      | Cal Petersen (2014-17)          | 55               |
| 5.   | <b>Cale Morris (2016-pres.)</b> | <b>53</b>        |

**THREE GOALS THE KEY TO VICTORY**

- Over the past two seasons, the Irish are 26-0-1 when scoring at least three goals.

**USCHO.com Division I Men's Poll  
(January 6, 2019)**

Rk. Team (1st-place votes)	Record	Points	Last Week
1. North Dakota (46)	16-1-2	995	1
2. Cornell (2)	11-1-1	936	2
3. Minnesota State (2)	18-3-1	902	3
4. Boston College	12-4-0	838	5
5. Denver	13-4-3	792	7
6. Penn State	15-6-0	695	8
7. Clarkson	13-4-2	686	4
8. Ohio State	13-5-2	676	6
9. Minnesota Duluth	11-6-1	580	10
10. Massachusetts	13-6-1	504	9
11. Northeastern	12-5-2	488	12
12. Providence	11-5-5	479	14
13. UMass Lowell	11-4-4	468	13
<b>14. Notre Dame</b>	<b>10-7-3</b>	<b>356</b>	<b>15</b>
15. Arizona State	11-8-3	210	17
16. Bowling Green	12-9-1	179	11
17. Michigan Tech	13-9-1	172	NR
18. Harvard	7-5-2	130	16
19. Northern Michigan	11-7-2	127	NR
20. Michigan State	10-9-1	107	18

**Others receiving votes:** Quinnipiac 93, Army 31, Sacred Heart 26, Western Michigan 25, Maine 3, Bemidji State 1, Boston University 1.

**USA Today/USA Hockey Magazine Poll  
(January 6, 2019)**

Rk. Team	Points (1st-place votes)	Last Poll	Record	WR
1. University of North Dakota	504 (30)	1	16-1-2	10
2. Cornell University	465 (2)	2	11-1-1	14
3. Minnesota State University	439 (2)	3	18-3-1	14
4. Boston College	399	4	12-4-0	11
5. University of Denver	390	5	13-4-3	14
6. Penn State University	317	8	15-6-0	14
7. Ohio State University	290	7	13-5-2	14
8. Clarkson University	223	6	13-4-2	14
9. University of Minnesota Duluth	219	10	11-6-1	14
10. University of Massachusetts	198	9	13-6-1	14
11. University of Massachusetts Lowell	171	13	11-4-4	8
12. Providence College	152	14	11-5-5	11
13. Northeastern University	146	12	12-5-2	14
<b>14. University of Notre Dame</b>	<b>59</b>	<b>NR</b>	<b>10-7-3</b>	<b>11</b>
15. Bowling Green State University	41	11	12-9-1	5

**Others receiving votes:** Arizona State University, 28; Michigan Tech University, 19; Harvard University, 6; Michigan State University, 4; Northern Michigan University, 4; Quinnipiac University, 4; Sacred Heart University, 2.

**Notre Dame in the Polls**

Date	USCHO.com	USA Today
September 30 (Preseason)	9	10
October 7	8	9
October 14	7	7
October 21	5	4
October 28	5	4
November 4	5	5
November 11	4	3
November 18	3	3
November 25	5	4
December 2	9	10
December 9	15	14
December 16	15	RV
December 30	15	RV
January 6	14	14

- In 2019-20, the Irish are 9-0-0 when scoring at least three times.
- In 2018-19, Notre Dame went 17-0-1 when scoring three or more goals.
- The lone tie in 2018-19 came when Notre Dame opened the season on Oct. 12 against Mercyhurst in the Ice Breaker – a game that ended knotted at 6-6 before Notre Dame won the shootout to advance to the championship game.

**THREE-SEASON WIN TOTALS (AS OF 1/7/20)**

- Over the last three seasons (2017-18, 2018-19 and 2019-20), Notre Dame has totaled 61 wins to rank tied for fifth in the NCAA and first in the Big Ten over that span (as of Jan. 7):
- 1. Minnesota State (79)
- 2. Minnesota Duluth (65)
- 3. Northeastern (63)
- 4. Clarkson (62)
- 5. **Notre Dame (61)**, St. Cloud (61) and UMass (61)
- 8. Bowling Green (60) and Denver (60)
- 10. Providence (59) and Ohio State (59)

**FAST START**

- Notre Dame's unbeaten streak to open the 2019-20 season was snapped at eight games (7-0-1), which marked the best unbeaten streak to start a season in program history.
- The subsequent 8-1-1 start by the Irish was the best start since also opening with an 8-1-1 record in 2006-07 (finished 32-7-3).
- On Nov. 8-9, the Irish swept a pair of tightly contested games with Ohio State by erasing one-goal, third period deficits in both games: winning game one 3-2 in overtime and game two 2-1.
- It marked Notre Dame's first sweep of a top-10 opponent since Nov. 24-25, 2017 when the Irish topped sixth-ranked Minnesota 1-0 and 5-2.

**OF NCAA NOTE**

- Notre Dame is coming off a program-best fourth consecutive trip to the NCAA tournament in 2018-19, which is also the fourth-longest active NCAA appearance streak.
- The Fighting Irish advanced to a regional final for the third consecutive season in 2019, having won regional final games in 2017 and 2018 to advance to back-to-back Frozen Fours.
- Notre Dame is one of three teams to make it to the NCAA Regional Finals in each of the last three seasons, joining Denver and Minnesota Duluth.
- The Fighting Irish have made seven of the last 10 NCAA tournaments, tied for the third most in the NCAA.

**FAMILY TIES**

- The 2019-20 Notre Dame roster features two sets of brothers, Cal and Cam Burke and Matt and Alex Steeves.
- They are the 12th and 13th sets of brothers to skate together at Notre Dame and the first since Ben (2008-11) and Andy Ryan (2012-16).
- Junior goaltender Dylan St. Cyr is the son of Son of Gerry St. Cyr, who played five seasons of professional hockey including the AHL's New Haven Senators and Manon Rheaume, who played goaltender for Canada at the 1998 Olympic Winter Games and in several world championships and who was the first woman to appear in an NHL pre-season game when she skated for the Tampa Bay Lightning in 1992.
- Sophomore forward and South Bend native, Graham Slaggert, joins his father Andy Slaggert who serves as Associate Head Coach and former star for the Irish.
- The Slaggerts were the fifth father-son duo to suit up for Notre Dame.

- Sophomore forward Jake Pivonka is the son of Czech Republic native and former NHL player Michael Pivonka who played over 800 games with the Washington Capitals (1986-99).
- Freshman forward Trevor Janicke is the son of Curtis Janicke, who played for the Irish from 1989-93, appearing in 125 games while scoring 46 goals and adding 98 assists 144 points.
- Trevor and Curtis are now the sixth father-son duo to play for the Irish.
- Freshman forward Solag Bakich is the son of Huntley Bakich, who was a linebacker for the Fighting Irish football team during the Lou Holtz era.

## BIG PRESEASON HONORS

- Cale Morris was named a unanimous Preseason All-Big Ten First Team selection and Cal Burke was tabbed as an Honorable Mention honoree (Sept. 30).
- The Fighting Irish were picked to finish second in the Big Ten preseason coaches' poll:
  1. Penn State
  - 2. Notre Dame**
  3. Wisconsin
  4. Ohio State
  5. Minnesota
  6. Michigan
  7. Michigan State

## BURKE NAMED CAPTAIN

- Senior Cal Burke was named the team captain for 2019-20, while his classmates Tory Dello and Cale Morris will take on alternate captain roles.
- Burke served as an alternate captain as a junior.
- Dello and Morris will each be donning a letter for the first time in their Irish careers.
- Morris becomes the second goaltender under Jackson to wear a letter following Cal Petersen, who served as the team's captain for the 2016-17 season.

## IRISH IN THE NHL

- A program-record 13 former Notre Dame players have played in the NHL so far this season, including: Anders Bjork (Boston Bruins), Ian Cole (Colorado Avalanche), Thomas Di Pauli (Pittsburgh Penguins), Steven Fogarty (New York Rangers), Dennis Gilbert (Chicago Blackhawks), Jordan Gross (Arizona Coyotes), Vinnie Hinostroza (Arizona Coyotes), Anders Lee (New York Islanders), Kyle Palmieri (New Jersey Devils), Andrew Peeke (Columbus Blue Jackets), Bryan Rust (Pittsburgh Penguins), Riley Sheahan (Edmonton Oilers) and T.J. Tynan (Colorado Avalanche).
- Peeke made his NHL debut on Dec. 5 to become head coach Jeff Jackson's 21st Notre Dame player to reach the NHL and the program's 35th overall NHLer.
- Then on Dec. 22 Gross made his NHL debut against the Red Wings and recorded an assist as he pushed Jackson's total to 22 and the program total to 36.
- Di Pauli became the third former Irish player to make his NHL debut on Jan. 5 when Pittsburgh played at Montreal -- Jackson's 23rd ND player to reach the NHL and the program's 37th.
- Lee signed a seven-year, \$49 million contract to stay in New York this past summer and is in his second season serving at the Islanders' captain.
- A 2019 and now 2020 NHL All-Star, Palmieri has notched a hat trick for the Devils this season.
- Palmieri is one of three Notre Dame hockey players to be selected in the first round of the NHL Draft, joining Cole and Sheahan.
- Rust, a two-time Stanley Cup Champion with the Pittsburgh Penguins, netted a career-high 18 goals last season while collecting 35 points in 72 games.
- Rust is currently Pittsburgh's third leading scorer with 16 goals and 16 assists for 32

points (as of Dec. 30).

- Cole is in the midst of his second season with the Colorado Avalanche after posting 15 points (2G, 13A) in 71 games last season he is ahead of that pace this season with three goals and 15 assists for 18 points in 34 games (as of Dec. 30).
- Hinostroza is in his second season with the Arizona Coyotes after posting career-highs in goals (16), assists (23) and points (39) a season ago.
- Sheahan is playing his first season with the Edmonton Oilers in what is his ninth NHL season.
- After battling back from two injury plagued seasons, Bjork was recalled by Boston in the middle of October and has seen extensive time on the Bruins' second and third lines.
- Gilbert has worked his way into the Blackhawks lineup, playing in 16 games while scoring his first career goal and adding two assists (as of Dec. 30).
- Tynan was recalled and made his Avalanche debut on Nov. 7 and has now played 11 games (as of Dec. 3) .
- In total, 36 former Irish players have seen ice time in the NHL, 22 of whom played at Notre Dame under current head coach Jeff Jackson.

## PRO IRISH WEARING THE "C"

- While Cal Burke has been named the captain for Notre Dame this season, Irish alumni in the professional ranks are also picking up the honor and responsibility of wearing the "C" in 2019-20.
- Anders Lee, who captained the Irish in 2012-13, is in his second season serving as captain of the New York Islanders.
- Steven Fogarty, who was a two-year captain at Notre Dame in 2014-15 and 2015-16, was named the captain of the Hartford Wolfpack (AHL) to start the 2019-20 season.
- Sam Herr, an alternate captain with the Irish in 2015-16, was named the Nottingham Panthers' (EHL) for the 2019-20 season.
- Bo Brauer, a 2018 Notre Dame graduate, was named captain of the Worcester Railers (ECHL) to start the 2019-20 season as well.

## YOUTH MOVEMENT

- The 2019-20 Notre Dame roster features 17 underclassmen (versus 11 upperclassmen).
- The Irish once again are among the 10 youngest teams in college hockey by average age as of Oct. 1 (College Hockey Inc.):
  - Minnesota – 20 years, 240 days
  - Wisconsin – 20 years, 256 days
  - Boston University – 20 years, 278 days
  - Boston College – 20 years, 294 days
  - Quinnipiac – 20 years, 357 days
  - Connecticut – 21 years, 5 days
  - Providence – 21 years, 24 days
  - Denver – 21 years, 57 days
  - Harvard – 21 years, 86 days
  - **Notre Dame – 21 years, 88 days**

## IN THE CLASSROOM

- Notre Dame's posted another GSR rating of 95 in October, 2019 marking the 15th consecutive season the Fighting Irish posted at least a 94 in the annual four-year graduation success rating from the NCAA.
- In the 2019-20 federal standings, Notre Dame's hockey score of 91 ranked sixth among all Division I men's ice hockey programs and first in the Big Ten.
- Last season, Cam Burke (Fall), Charlie Raith (Fall and Spring) and Alex Steeves (Fall and Spring) were each named to the Dean's List.

**THE MICHIGAN SERIES**

**SERIES HISTORY**

UM leads 78-61-5 (144 games)  
 At Notre Dame: ND leads 29-26-2  
 At UM: UM leads 42-26-3  
 At Neutral Sites: UM leads 10-6-0  
 Overtime Wins: ND 7, UM 7  
 One-Goal Wins: UM 24, ND 21  
 Current Series Streak: ND 1 win

**SERIES RECORDS**

ND Most Goals (Game): 11, in 1979 (ND 11-9)  
 UM Most Goals (Game): 13, 2x; last in 1993 (UM 13-2)  
 High-Scoring Game: 20, in 1979 (ND 11-9)  
 Low-Scoring Game: 1, 3x; last in 2018 (UM 1-0)  
 Longest ND Win Streak: 7 games (1972-74)  
 Longest UM Win Streak: 18 games (1982-95)  
 Shutouts By: UM 7, ND 1

Year	Host	Site	Arena	Win	Loss	Tie	Result
1921-22	Michigan	Ann Arbor, Mich.	Weinburg Coliseum	W (OT)			3-2
	Notre Dame	Notre Dame, Ind.	Badin Rink	W (OT)			7-4
1922-23	Notre Dame	Notre Dame, Ind.	Badin Rink	W			3-2
	Michigan	Ann Arbor, Mich.	Weinburg Coliseum	W			5-1
1923-24	Michigan	Ann Arbor, Mich.	Weinburg Coliseum		L		1-3
	Notre Dame	Notre Dame, Ind.	Badin Rink		L		1-2
1970-71	Michigan	Ann Arbor, Mich.	Yost Ice Arena	W			4-2
	Michigan	Ann Arbor, Mich.	Yost Ice Arena	W			5-4
1971-72	Michigan	Ann Arbor, Mich.	Yost Ice Arena		L		5-6
	Michigan	Ann Arbor, Mich.	Yost Ice Arena		L		5-6
	Notre Dame	Notre Dame, Ind.	Joyce Center	W			7-2
	Notre Dame	Notre Dame, Ind.	Joyce Center	W			9-4
1972-73	Notre Dame	Notre Dame, Ind.	Joyce Center	W			5-2
	Notre Dame	Notre Dame, Ind.	Joyce Center	W			8-5
	Michigan	Ann Arbor, Mich.	Yost Ice Arena	W			3-2
	Michigan	Ann Arbor, Mich.	Yost Ice Arena	W			4-3
1973-74	Notre Dame	Notre Dame, Ind.	Joyce Center	W			4-2
	Notre Dame	Notre Dame, Ind.	Joyce Center		L		2-4
1974-75	Notre Dame	Notre Dame, Ind.	Joyce Center	W (OT)			5-4
	Notre Dame	Notre Dame, Ind.	Joyce Center		L (OT)		4-5
	Michigan	Ann Arbor, Mich.	Yost Ice Arena		L		4-7
	Michigan	Ann Arbor, Mich.	Yost Ice Arena	W			7-4
1975-76	Notre Dame	Notre Dame, Ind.	Joyce Center	W			5-3
	Notre Dame	Notre Dame, Ind.	Joyce Center		L		6-9
	Michigan	Ann Arbor, Mich.	Yost Ice Arena	W (OT)			4-3
	Michigan	Ann Arbor, Mich.	Yost Ice Arena		L		3-10
	Michigan	Ann Arbor, Mich.	Yost Ice Arena		L		3-8
	Michigan	Ann Arbor, Mich.	Yost Ice Arena	W			5-4
1976-77	Michigan	Ann Arbor, Mich.	Yost Ice Arena		L		6-7
	Michigan	Ann Arbor, Mich.	Yost Ice Arena	W			6-5
	Notre Dame	Notre Dame, Ind.	Joyce Center	W (OT)			4-3
	Notre Dame	Notre Dame, Ind.	Joyce Center	W			7-3
1977-78	Notre Dame	Notre Dame, Ind.	Joyce Center		L		3-5
	Notre Dame	Notre Dame, Ind.	Joyce Center		L		5-7
	Michigan	Ann Arbor, Mich.	Yost Ice Arena	W			7-4
	Michigan	Ann Arbor, Mich.	Yost Ice Arena	W			5-1
1978-79	Notre Dame	Notre Dame, Ind.	Joyce Center	W			7-3
	Notre Dame	Notre Dame, Ind.	Joyce Center	W			6-3
	Michigan	Ann Arbor, Mich.	Yost Ice Arena		L		4-6
	Michigan	Ann Arbor, Mich.	Yost Ice Arena	W			10-7
1979-80	Notre Dame	Notre Dame, Ind.	Joyce Center		L		4-7
	Notre Dame	Notre Dame, Ind.	Joyce Center	W			11-9
	Michigan	Ann Arbor, Mich.	Yost Ice Arena	W (OT)			5-4
	Michigan	Ann Arbor, Mich.	Yost Ice Arena			T (OT)	5-5
	Michigan	Ann Arbor, Mich.	Yost Ice Arena	W			8-3
	Michigan	Ann Arbor, Mich.	Yost Ice Arena		L		3-4
1980-81	Notre Dame	Notre Dame, Ind.	Joyce Center		L		3-4
	Notre Dame	Notre Dame, Ind.	Joyce Center		L (OT)		6-7
	Michigan	Ann Arbor, Mich.	Yost Ice Arena		L		5-12
	Michigan	Ann Arbor, Mich.	Yost Ice Arena		L		4-8
1981-82		Detroit, Mich.	Joe Louis Arena	W			6-2
	Michigan	Ann Arbor, Mich.	Yost Ice Arena	W			9-4
	Michigan	Ann Arbor, Mich.	Yost Ice Arena			T (OT)	2-2
	Notre Dame	Notre Dame, Ind.	Joyce Center	W			6-5
	Notre Dame	Notre Dame, Ind.	Joyce Center	W			5-3
1982-83	Michigan	Ann Arbor, Mich.	Yost Ice Arena	W			9-5
	Michigan	Ann Arbor, Mich.	Yost Ice Arena		L		4-5
		Detroit, Mich.	Joe Louis Arena		L		3-12
1988-89	Notre Dame	Notre Dame, Ind.	Joyce Center		L		2-6
	Michigan	Ann Arbor, Mich.	Yost Ice Arena		L		2-5
1991-92	Notre Dame	Notre Dame, Ind.	Joyce Center		L		3-4
	Michigan	Ann Arbor, Mich.	Yost Ice Arena		L		5-8
1992-93	Michigan	Ann Arbor, Mich.	Yost Ice Arena		L		1-6
		Auburn Hills, Mich.	The Palace of Auburn Hills		L		1-5
	Notre Dame	Notre Dame, Ind.	Joyce Center		L		1-7
	Michigan	Ann Arbor, Mich.	Yost Ice Arena		L		2-7
	Michigan	Ann Arbor, Mich.	Yost Ice Arena		L		2-13
	Michigan	Ann Arbor, Mich.	Yost Ice Arena		L		1-8
1993-94	Michigan	Ann Arbor, Mich.	Yost Ice Arena		L		2-13
		Detroit, Mich.	Joe Louis Arena		L		3-8
	Notre Dame	Notre Dame, Ind.	Joyce Center		L		1-6
		Auburn Hills, Mich.	The Palace of Auburn Hills		L		1-3
1994-95	Michigan	Ann Arbor, Mich.	Yost Ice Arena		L		2-11
		Auburn Hills, Mich.	The Palace of Auburn Hills		L		3-9
	Notre Dame	Notre Dame, Ind.	Joyce Center	W			6-3
1995-96	Michigan	Ann Arbor, Mich.	Yost Ice Arena		L		1-11
	Notre Dame	Notre Dame, Ind.	Joyce Center		L		1-4
		Auburn Hills, Mich.	The Palace of Auburn Hills		L		1-3

1996-97	Notre Dame	Notre Dame, Ind.	Joyce Center		L		3-6
	Michigan	Ann Arbor, Mich.	Yost Ice Arena		L		1-3
	Michigan	Ann Arbor, Mich.	Yost Ice Arena		L		1-6
1997-98	Notre Dame	Notre Dame, Ind.	Joyce Center		L		2-7
	Michigan	Ann Arbor, Mich.	Yost Ice Arena		L (OT)		4-5
	Notre Dame	Notre Dame, Ind.	Joyce Center		L		0-1
	Michigan	Ann Arbor, Mich.	Yost Ice Arena	W			4-2
	Michigan	Ann Arbor, Mich.	Yost Ice Arena		L (OT)		1-2
	Michigan	Ann Arbor, Mich.	Yost Ice Arena		L		3-4
1998-99	Notre Dame	Notre Dame, Ind.	Joyce Center			T (OT)	2-2
	Michigan	Ann Arbor, Mich.	Yost Ice Arena		L		0-1
	Notre Dame	Notre Dame, Ind.	Joyce Center	W			3-2
1999-00	Notre Dame	Notre Dame, Ind.	Joyce Center		L		3-5
	Notre Dame	Notre Dame, Ind.	Joyce Center		L		1-6
2000-01	Michigan	Ann Arbor, Mich.	Yost Ice Arena		L		0-9
	Michigan	Ann Arbor, Mich.	Yost Ice Arena			T (OT)	4-4
2001-02	Notre Dame	Notre Dame, Ind.	Joyce Center			T (OT)	3-3
	Notre Dame	Notre Dame, Ind.	Joyce Center		L		1-2
2002-03	Michigan	Ann Arbor, Mich.	Yost Ice Arena		L		2-4
	Michigan	Ann Arbor, Mich.	Yost Ice Arena	W			4-3
2003-04	Notre Dame	Notre Dame, Ind.	Joyce Center	W			4-1
	Notre Dame	Notre Dame, Ind.	Joyce Center	W			5-2
2004-05	Michigan	Ann Arbor, Mich.	Yost Ice Arena		L		1-6
	Notre Dame	Notre Dame, Ind.	Joyce Center		L		0-8
		Ft. Wayne, Ind.	Allen Co. War Memorial Coliseum		L		2-9
	Michigan	Ann Arbor, Mich.	Yost Ice Arena		L		3-6
	Michigan	Ann Arbor, Mich.	Yost Ice Arena		L		1-10
	Michigan	Ann Arbor, Mich.	Yost Ice Arena			L (OT)	0-1
2005-06	Notre Dame	Notre Dame, Ind.	Joyce Center		L		5-8
	Michigan	Ann Arbor, Mich.	Yost Ice Arena		L		2-4
2006-07	Michigan	Ann Arbor, Mich.	Yost Ice Arena	W			7-3
	Notre Dame	Notre Dame, Ind.	Joyce Center	W			4-3
		Detroit, Mich.	Joe Louis Arena	W			2-1
2007-08	Michigan	Ann Arbor, Mich.	Yost Ice Arena		L		2-3
		Auburn Hills, Mich.	The Palace of Auburn Hills		L		1-5
		Denver, Colo.	Pepsi Center	W (OT)			5-4
2008-09	Notre Dame	Notre Dame, Ind.	Joyce Center		L		1-2
	Michigan	Ann Arbor, Mich.	Yost Ice Arena	W			3-2
		Detroit, Mich.	Joe Louis Arena	W			5-2
2009-10	Michigan	Ann Arbor, Mich.	Yost Ice Arena		L		1-4
	Notre Dame	Notre Dame, Ind.	Joyce Center	W			2-0
	Michigan	Ann Arbor, Mich.	Yost Ice Arena		L		0-4
	Notre Dame	Notre Dame, Ind.	Joyce Center	W			5-3
2010-11	Michigan	Ann Arbor, Mich.	Yost Ice Arena	W			3-1
	Michigan	Ann Arbor, Mich.	Yost Ice Arena		L		3-5
		Detroit, Mich.	Joe Louis Arena		L		2-4
2011-12	Notre Dame	Notre Dame, Ind.	Compton Family Ice Arena	W			3-1
	Notre Dame	Notre Dame, Ind.	Compton Family Ice Arena		L		1-2
	Michigan	Ann Arbor, Mich.	Yost Ice Arena		L (2OT)		1-2
	Michigan	Ann Arbor, Mich.	Yost Ice Arena		L		1-3
2012-13	Michigan	Ann Arbor, Mich.	Yost Ice Arena	W			3-1
	Michigan	Ann Arbor, Mich.	Yost Ice Arena	W			4-1
	Notre Dame	Notre Dame, Ind.	Compton Family Ice Arena	W			7-4
	Notre Dame	Notre Dame, Ind.	Compton Family Ice Arena	W			6-4
		Detroit, Mich.	Joe Louis Arena	W			3-1
2015-16		Cincinnati, Ohio	U.S. Bank Arena			L (OT)	2-3
2017-18	Michigan	Ann Arbor, Mich.	Yost Ice Arena	W			2-1
	Notre Dame	Notre Dame, Ind.	Compton Family Ice Arena	W			2-1
	Notre Dame	Notre Dame, Ind.	Compton Family Ice Arena		L		2-4
	Michigan	Ann Arbor, Mich.	Yost Ice Arena		L		0-1
		St. Paul, Minn.	Xcel Energy Center	W			4-3
2018-19	Michigan	Ann Arbor, Mich.	Yost Ice Arena		L		1-2
	Michigan	Ann Arbor, Mich.	Yost Ice Arena	W			6-2
	Notre Dame	Notre Dame, Ind.	Notre Dame Stadium		L		2-4
	Notre Dame	Notre Dame, Ind.	Compton Family Arena	W			5-2

**HEAD COACH**  
**JEFF JACKSON**



- The 2019-20 season marks University of Notre Dame hockey coach Jeff Jackson's 15th season behind the Irish bench.
- The highly regarded Jackson now has over 30 years of coaching experience and is coming off back-to-back Big Ten championship seasons while also guiding the Irish to the 2018 national title game en route to being named the Spencer Penrose Award winner as the National Coach of the Year.
- Jackson was also named the Spencer Penrose award winner in 2007 and he is one of just 14 coaches to have earned the honor multiple times (dating back to 1951).
- Additionally, Jackson is the only coach to have earned the honor multiple times in the last 15 seasons.
- Notre Dame's Jeff Jackson era began in 2005 when the University searched for a coach who could move the program among the elite hockey schools in the country.
- Jackson's Notre Dame teams have made 10 trips to the NCAA Championship (2007-09, 2011, 2013-14, 2016-19), advancing to the Frozen Four four times and playing in the 2008 and 2018 national title games.
- Under Jackson, Notre Dame has become one of the nation's top teams while playing in the Central Collegiate Hockey Association, Hockey East and now Big Ten.
- The Irish won the CCHA regular-season title twice (2006-07 and 2008-09) while earning three Mason Cup championships (2007, 2009 and the final one in 2013).
- Then, in the team's first season in the Big Ten (2017-18), Notre Dame captured both the regular season and conference championships and followed up by once again winning the conference tournament in year two (2018-19).
- Jackson's success on the ice also has had a major impact off the ice for the Irish. With the wins came a commitment from the University that led to the new home of Irish hockey — The Compton Family Ice Arena — one of the finest college hockey facilities in the nation. The venue opened for business on Oct. 21, 2011.
- Since Jackson's arrival, the Irish have had 35 players selected in the National Hockey League Entry Draft, including three first round selections. In that same span, 24 players from USA Hockey's National Team

**THE JEFF JACKSON FILE | COLLEGIATE HEAD COACHING**

21st year as NCAA Div. I Head Coach					
Alma Mater: Michigan State ('78, '79)					
School	Seasons	Record			Pct.
Lake Superior State	6	182	52	25	.751
Notre Dame	15	329	198	60	.612
<b>TOTALS</b>	<b>21</b>	<b>511</b>	<b>250</b>	<b>85</b>	<b>.654</b>

**THE JEFF JACKSON FILE | ADDITIONAL HEAD COACHING**

Team	Seasons	Record			
USNTDP (USHL)	3	N/A	N/A	N/A	N/A
Guelph (OHL)	2	71	46	16	3

**HONORS AND ACCOLADES**

Year	Award
1990-91	CCHA Coach of the Year
2006-07	CCHA Coach of the Year
2006-07	Spencer Penrose Award
2010-11	CCHA Coach of the Year
2017-18	Spencer Penrose Award

**JACKSON AND THE FROZEN FOUR**

Year	Team
1992	Lake Superior State (NCAA Champion)
1993	Lake Superior State (NCAA Runner-Up)
1994	Lake Superior State (NCAA Champion)
2008	University of Notre Dame (NCAA Runner-Up)
2011	University of Notre Dame (NCAA Semifinalist)
2017	University of Notre Dame (NCAA Semifinalist)
2018	University of Notre Dame (NCAA Runner-Up)

Developmental Program have matriculated to Notre Dame.

- During Jackson's tenure, the Irish have had eight players garner All-America honors — Bobby Nardella in 2019, Cale Morris in 2018, Anders Bjork in 2017, Robbie Russo in 2015, Anders Lee in 2013, Ian Cole and Erik Condra in 2009 and David Brown in 2007.
- In addition, 21 of Jackson's Notre Dame players have gone on to play in the NHL.
- Jackson entered the 2019-20 season with a 20-year collegiate record of 501-243-82 for a .656 winning percentage, the second-highest winning percentage among all active coaches with five years or more in Division I (entering 2019-20).
- Entering the 2019-20 season, Jackson's 501 career wins ranked tied for 12th all-time in Division I and second among active coaches.



**JEFF JACKSON RECORDS VS. DIVISION I TEAMS**

Team	W	L	T
Air Force	3	0	0
Alabama Huntsville	8	1	0
Alaska	21	8	1
Alaska Anchorage	1	0	0
Arizona State	2	0	0
Army	1	0	0
Bemidji State	0	1	0
Boston College	11	10	0
Boston University	10	5	1
Bowling Green	43	11	4
Brown	0	1	0
Canisius	1	0	0
Clarkson	3	3	0
Colgate	1	0	0
Colorado College	0	1	0
Connecticut	4	1	1
Cornell	2	1	0
Denver	1	5	3
Ferris State	29	11	4
Harvard	1	1	0
Holy Cross	2	0	0
Illinois-Chicago	24	2	0
Kent State	7	0	1
Lake Superior State	22	4	4
Laurentian	2	0	0
Maine	9	4	1
Massachusetts	8	5	0
Massachusetts Lowell	4	9	2
Mercyhurst	1	0	2
Merrimack	6	2	1
Miami	20	16	10
Michigan	31	30	8
Michigan State	31	16	11
Michigan Tech	7	2	1
Minnesota	12	9	1
Minnesota-Duluth	6	9	2
Minnesota State	2	3	0
Nebraska Omaha	16	3	2
New Hampshire	6	3	1
Niagara	2	0	0
Northeastern	6	10	2
North Dakota	1	2	2
Northern Michigan	17	7	3
Notre Dame	11	2	0
Ohio State	35	17	7
Penn State	10	4	2
Princeton	4	1	0

Providence College	10	3	2
Rensselaer	7	1	0
Robert Morris	1	1	0
Sacred Heart	3	1	0
St. Cloud State	0	2	0
St. Lawrence	2	0	1
Toronto	1	0	0
Union College	1	1	0
Vermont	6	2	2
Western Michigan	31	14	11
Wisconsin	7	4	1
York University	1	0	0

**POST-SEASON RECORD VS. DIVISION I TEAMS**

Team	W	L	%
Alabama Huntsville	1	0	1.00
Alaska	2	2	0.50
Alaska Anchorage	1	0	1.00
Bemidji State	0	1	0.00
Boston College	2	2	0.50
Boston University	3	1	0.750
Bowling Green	4	0	1.00
Clarkson	3	2	0.75
Cornell	1	0	1.00
Denver	0	1	0.00
Ferris State	2	1	0.667
Harvard	1	0	1.00
Illinois-Chicago	6	0	1.00
Lake Superior State	3	1	0.750
Maine	0	1	0.00
Massachusetts	2	2	0.500
Massachusetts Lowell	2	4	0.333
Merrimack	1	0	1.00
Miami	2	2	0.50
Michigan	12	6	0.667
Michigan State	7	1	0.875
Michigan Tech	1	0	1.00
Minnesota	3	0	1.00
Minnesota-Duluth	1	2	0.333
Nebraska Omaha	2	0	1.00
New Hampshire	2	0	1.00
Northeastern	1	2	0.333
Northern Michigan	1	1	0.50
Ohio State	8	2	0.800
Penn State	2	0	1.00
Providence College	3	0	1.00
St. Cloud State	0	2	0.00
Vermont	0	1	0.00

NOTRE DAME'S 2019-20 RECORD WHEN	
Overall	10-7-3
In Big Ten regular season games	5-3-2-1
Non-conference games	5-4-1
Home	7-3-1
Road	3-4-2
Neutral	0-0-0
In overtime games	2-0-2
When Notre Dame scores first	4-3-2
When opponents score first	6-4-1
When Notre Dame leads after 1 period	2-2-0
When Notre Dame trails after 1 period	4-3-0
When score is tied after 1 period	4-2-3
When Notre Dame leads after 2 periods	6-0-1
When Notre Dame trails after 2 periods	1-5-1
When score is tied after 2 periods	3-2-1
When Notre Dame trails at any point in the third period	3-7-1
When Notre Dame outshoots opponent	6-1-2
When opponent outshoots Notre Dame	4-5-1
When shots are even	0-1-0
In Game 1 of weekend series	3-4-3
In Game 2 of weekend series	7-3-0
In Game 1 of Big Ten weekend series	1-2-2
In Game 2 of Big Ten weekend series	4-1-0
In one-goal games	4-1-0
In two-goal games	2-1-0
When scoring 0-1 goals	0-3-2
When scoring two or more goals	10-4-1
When scoring three or more goals	9-0-0

When scoring four or more goals	7-0-0
When scoring five or more goals	6-0-0
<b>Against Ranked Opponents</b>	
#8/9 Ohio State	2-0-0
#7/7 Penn State	1-1-0
#10/7 Boston College	0-2-0
#15/15 Wisconsin	1-1-0
#15/16 Bowling Green	0-2-0
#19/-- Western Michigan	1-0-1
<b>Total</b>	<b>5-6-1</b>
<b>Month-By-Month</b>	
Notre Dame in October	4-0-0
Notre Dame in November	4-4-2
Notre Dame in December	1-3-0
Notre Dame in January	1-0-1
Notre Dame in February	0-0-0
Notre Dame in March	0-0-0
Notre Dame in April	0-0-0
<b>Vs. Conferences</b>	
Atlantic Hockey	2-0-0
Big Ten	5-3-2
ECAC	0-0-0
Hockey East	0-2-0
NCHC	1-0-1
WCHA	2-2-0

## THE LAST TIME...

TEAM	
Notre Dame won in overtime	November 16, 2019 at Wisconsin (5-4; Alex Steeves GWG)
Notre Dame lost in overtime	January 26, 2018 at Minnesota (1-0)
Notre Dame tied in overtime	January 3, 2020 vs. Western Michigan (1-1)
Notre Dame scored 10 or more goals in a game	December 29, 2010 vs. Canisius (10-2)
Notre Dame allowed 10 or more goals in a game	March 12, 2005 at Michigan (10-1)
Notre Dame had a home shutout	December 14, 2019 vs. Penn State (Cale Morris, 37 saves)
Notre Dame had a road shutout	December 2, 2017 at Michigan State (Cale Morris, 23 saves)
Notre Dame had a neutral site shutout	October 13, 2018 vs. Providence (Cale Morris, 22 saves)
Notre Dame was shutout at home	November 2, 2018 vs. Ohio State (Sean Romeo 23 saves)
Notre Dame was shutout on the road or neutral	December 6, 2019 at Boston College (Spencer Knight, 26 saves; 4-0)
Notre Dame won 1-0	March 8, 2019 vs. Michigan State (Cale Morris, 27 saves)
Notre Dame had 40 or more shots in a game	December 13, 2019 vs. Penn State in a 4-2 loss (42 Shots)
Notre Dame had 50 or more shots in a game	October 7, 2016 vs. Arizona State (51 shots)
Notre Dame surrendered 40 or more shots in a game	January 5, 2020 vs. Western Michigan in a 4-1 ND win (41 Shots)
Notre Dame surrendered 50 or more shots in a game	January 25, 2019 vs. Michigan State (52 shots)
Notre Dame had three PP goals in a game	February 16, 2019 vs. Wisconsin (5-2 win)
Notre Dame had four PP goals in a game	October 20, 2013 vs. Michigan Tech (7-3 win)
Notre Dame had six PP goals in a game	October 7, 2016 vs. Arizona State (9-2 win) February 13, 2009 vs. Northern Michigan (9-5 win)
Notre Dame had one short-handed goal	February 12, 2019 vs. Michigan (Pierce Crawford, 5-2 win)
Notre Dame had two short-handed goals	October 20, 2018 at Omaha (Cal Burke and Bobby Nardella, 8-2 win) January 7, 2011 at Northern Michigan (8-1 win)
Notre Dame surrendered five PP goals	December 4, 2004 vs. Michigan (8-0 loss)
Notre Dame surrendered four PP goals	February 1, 2013 at Ohio State (6-3 loss)
Notre Dame surrendered three PP goals	December 8, 2018 at Penn State (9-1 loss)
Notre Dame surrendered two short-handed goals	February 8, 2013 vs. Michigan (7-4 win)
Notre Dame played a #1 ranked team	October 14, 2017 vs. Denver (L, 4-2)
Notre Dame tied a #1 ranked team	October 13 2017 vs. Denver (T, 2-2 in OT)
Notre Dame defeated a #1 ranked team	March 1, 2014 at Boston College (W, 2-1 in OT)
Notre Dame defeated a #1 ranked team at home	November 8, 2013 vs. Minnesota (W, 4-1)
Notre Dame swept a series versus a top-10 opponent	November 8-9, 2019 vs. #8/9 Ohio State (3-2 in ot & 2-1)
Notre Dame erased a two-goal deficit to win or tie	Nov. 2, 2019 at Minnesota (W, 5-3)
Notre Dame erased a two-goal, third period deficit to win	March 1, 2019 vs. Penn State (W, 5-4) December 8, 2017 at Wisconsin (W, 3-2)
Had at least eight penalty kills	October 20, 2018 at Omaha (ND 8-for-9 on the PK)
Notre Dame took zero penalties in a game	Feb. 23, 2019 at Minnesota (L, 2-1)

INDIVIDUAL	
Notre Dame player scored a hat trick	October 12, 2018 - Cal Burke vs. Mercyhurst
Notre Dame defenseman scored a hat trick	January 18, 2015 - Robbie Russo at UConn
Notre Dame player scored four goals	October 19, 1995 - Brian Urick at Alaska Fairbanks
Notre Dame player scored five goals	December 29, 1971 - Ian Williams at Dartmouth
Notre Dame player had three assists	Nov. 2, 2019 - Cam Morrison at Minnesota
Notre Dame player had four assists	January 25, 2019 - Mike O'Leary vs. Michigan State
Notre Dame player had five assists	October 21, 1994 - Jamie Ling vs. Waterloo (2-5-7)
Notre Dame player had four points	January 5, 2020 - Alex Steeves at Western Michigan (2G, 2A)
Notre Dame player had five points	October 20, 2018 - Bobby Nardella and Cal Burke at Omaha
Notre Dame player had six points	October 21, 1994 - Jamie Ling vs. Waterloo (2-5-7)
Notre Dame player had seven points	October 21, 1994 - Jamie Ling vs. Waterloo (2-5-7)
Notre Dame goalie made 35+ saves	January 5, 2020 - Cale Morris at Western Michigan, 40 saves (W, 4-1)
Notre Dame goalie made 40+ saves	January 5, 2020 - Cale Morris at Western Michigan, 40 saves (W, 4-1)
Notre Dame goalie made 50+ saves	March 23, 2019 - Cale Morris vs. Penn State, 46 saves (W, 3-2)
Opposing player scored a hat trick	October 19, 2017 - Vito Bavaro of Sacred Heart
Opposing player scored four goals	March 12, 1994 - Colin Ward of Western Michigan
Opposing player scored five goals	November 10, 1973 - Tom Ross of Michigan State
Opposing player had four assists	December 2, 2011 - Ludwig Karlsson of Northeastern (0-4-4)
Opposing player had five assists	January 20, 1996 - Kevin Hilton of Michigan (0-5-5)
Opposing player had four points	December 8, 2018 - Chase Berger (1-3-4) and Evan Barratt (1-3-4) of Penn State
Opposing player had five points	January 27, 2001 - Jeff Hamilton of Yale (2-3-5)
Opposing player had six points	January 11, 1994 - John Gruden of Ferris State (4-3-7)
Opposing player had seven points	January 11, 1994 - John Gruden of Ferris State (4-3-7)
Opposing goalie made 35+ saves	December 13, 2019 - Peyton Jones of Penn State, 40 saves (PSU, 4-2)
Opposing goalie made 40+ saves	December 13, 2019 - Peyton Jones of Penn State, 40 saves (PSU, 4-2)
Opposing goalie made 50+ saves	March 6, 2015 - Steve Mastalerz of UMass, 75 saves (4-3 ND loss)
Notre Dame had a penalty shot	March 29, 2019 -- Cal Burke (saved vs. Clarkson in NCAA Northeast Region Semifinal) January 21, 2017 - Joe Wegwerth (saved vs. New Hampshire)
Notre Dame scored on a penalty shot	December 6, 2013 - Jeff Costello (vs. UMass) March 16, 2013 - Bryan Rust (vs. Bowling Green)
Opponent had a penalty shot	January 5, 2020 -- Ethen Frank, Western Michigan (saved by Cale Morris, 4-1 win) January 3, 2020 -- Jason Polin, Western Michigan (saved by Cale Morris, 1-1 tie) February 3, 2018 - Andrew Strurtz, Penn State (saved by Cale Morris in OT in 2-2 tie) January 19, 2018 - Trent Frederic, Wisconsin (scored on Cale Morris, 4-2 ND win) March 10, 2017 - Shane Kavanagh, Providence (vs. Cal Petersen, missed wide, 5-0 ND win) January 29, 2016 - Colin White, Boston College (saved by Cal Petersen, 4-0 ND loss) January 22, 2016 - Ara Nazarian, New Hampshire (scored on Cal Petersen, 5-1 ND win) December 10, 2015 - Colin White, Boston College (saved by Cal Petersen, 4-3 ND win)

## 2019-20 COMBINED STATS

Date	Opponent	Score	Att.	Record:	Overall	Home	Away	Neutral
Oct 11	AIR FORCE	W 4-3	4977	ALL GAMES	10-7-3	7-3-1	3-4-2	0-0-0
Oct 13	AIR FORCE	W 6-1	3506	CONFERENCE	5-3-2	3-1-0	2-2-2	0-0-0
Oct 25	LAKE SUPERIOR STATE	W 5-2	3991	NON-CONFERENCE	5-4-1	4-2-1	1-2-0	0-0-0
Oct 26	LAKE SUPERIOR STATE	W 6-4	4178					
* Nov 01	at Minnesota	Tot 2-2	7459					
* Nov 02	at Minnesota	W 5-3	8008					
* Nov 08	#8 OHIO STATE	Wot 3-2	4740					
* Nov 09	#8 OHIO STATE	W 2-1	4858					
* Nov 15	at #15 Wisconsin	L 0-3	9698					
* Nov 16	at #15 Wisconsin	Wot 5-4	12593					
* Nov 22	at Michigan State	Tot 1-1	4898					
* Nov 23	at Michigan State	L 2-3	5902					
Nov 29	#15 BOWLING GREEN	L 2-5	5271					
Nov 30	at #16 Bowling Green	L 2-5	3382					
Dec 06	at #9 Boston College	L 0-4	7295					
Dec 08	#10 BOSTON COLLEGE	L 1-6	3985					
* Dec 13	#7 PENN STATE	L 2-4	3806					
* Dec 14	#7 PENN STATE	W 3-0	4306					
Jan 03	#19 WESTERN MICHIGAN	Tot 1-1	5247					
Jan 05	at #19 Western Michigan	W 4-1	3762					

TEAM STATISTICS	ND	OPP
<b>SHOT STATISTICS</b>		
Goals-Shot attempts	56-612	55-629
Shot pct.	.092	.087
Goals/Game	2.8	2.8
Shots/Game	30.6	31.5
<b>POWER PLAYS</b>		
Goals-Power Plays	11-57	13-58
Conversion Percent	.193	.224
Shot Attempts	87	105
Shot Percent	.126	.124
<b>GOAL BREAKDOWN</b>		
Power Play	11	13
Short-handed	0	1
Empty net	3	2
Penalty	0	0
Unassisted	1	7
Overtime	2	0
Shootout	0	0
Delayed Penalty	0	0
<b>PENALTIES</b>		
Number	69	65
Minutes	149	141
Penalties/Game	3.5	3.2
Pen minutes/Game	7.4	7.1
SHOOTOUTS (Made-Att)	0-0	0-0

#	Player	gp	g	a	pts	sh	sh%	pen-min	pp	sh
26	Cam Morrison	20	6	12	18	47	.128	1-2	1	0
19	Mike O'Leary	20	7	10	17	49	.143	7-14	3	0
16	Alex Steeves	19	6	9	15	50	.120	3-6	1	0
11	Cal Burke	20	4	10	14	57	.070	1-2	1	0
13	Colin Theisen	20	4	7	11	61	.066	7-14	1	0
27	Trevor Janicke	20	7	3	10	47	.149	2-4	0	0
5	Matt Hellickson	20	3	7	10	20	.150	5-10	2	0
4	Nick Leivermann	20	3	7	10	49	.061	3-6	2	0
15	Michael Graham	13	1	9	10	18	.056	2-4	0	0
20	Jake Pivonka	18	4	4	8	24	.167	4-8	0	0
24	Spencer Stastney	19	2	6	8	18	.111	1-2	0	0
2	Nate Clurman	20	0	6	6	29	.000	2-4	0	0
18	Graham Slaggert	20	2	3	5	27	.074	2-4	0	0
14	Jesse Lansdell	20	1	4	5	13	.077	5-21	0	0
6	Tory Dello	20	0	5	5	27	.000	7-14	0	0
8	Matt Steeves	14	0	3	3	7	.000	3-6	0	0
10	Cam Burke	19	2	0	2	17	.118	2-4	0	0
29	Charlie Raith	19	1	1	2	17	.059	0-0	0	0
25	Solag Bakich	9	1	0	1	3	.333	0-0	0	0
17	Pierce Crawford	20	1	0	1	21	.048	6-12	0	0
21	Max Ellis	7	1	0	1	11	.091	2-4	0	0
3	Ryan Carmichael	3	0	0	0	0	.000	1-2	0	0
TM	TEAM	6	0	0	0	0	.000	3-6	0	0
	Total	20	56	106	162	612	.092	69-149	11	0
	Opponents	20	55	84	139	629	.087	65-141	13	1

#	Goalie	gp	min	ga	gaavg	saves	save%	w-l-t
32	Cale Morris	16	947:22	41	2.60	447	.916	7-6-3
30	Ryan Bischel	6	268:32	12	2.68	127	.914	3-1-0
TM	EMPTY NET	6	4:45	2	-	0	.000	0-0-0
	Total	20	1220:39	55	2.70	574	.913	10-7-3
	Opponents	20	1220:39	56	2.75	556	.908	7-10-3

Attendance Summary	ND	Opponent
Total	48865	62997
Dates/Avg Per Date	11/4442	9/7000
Neutral Site #/Avg	0/0	

Goals by Period	1st	2nd	3rd	OT	Total
Notre Dame	12	21	21	2	56
Opponents	18	17	20	0	55

Saves by Period	1st	2nd	3rd	OT	Total
Notre Dame	185	210	169	10	574
Opponents	167	211	163	15	556

## 2019-20 LEADERS

##	Points	GP	G	A	Pts	Sh
26	Cam Morrison	20	6	12	18	47
19	Mike O'Leary	20	7	10	17	49
16	Alex Steeves	19	6	9	15	50
11	Cal Burke	20	4	10	14	57
13	Colin Theisen	20	4	7	11	61
27	Trevor Janicke	20	7	3	10	47
5	Matt Hellickson	20	3	7	10	20
4	Nick Leivermann	20	3	7	10	49
15	Michael Graham	13	1	9	10	18
20	Jake Pivonka	18	4	4	8	24

##	Assists	GP	G	A	Pts	Sh
26	Cam Morrison	20	6	12	18	47
19	Mike O'Leary	20	7	10	17	49
11	Cal Burke	20	4	10	14	57
16	Alex Steeves	19	6	9	15	50
15	Michael Graham	13	1	9	10	18
13	Colin Theisen	20	4	7	11	61
5	Matt Hellickson	20	3	7	10	20
4	Nick Leivermann	20	3	7	10	49
24	Spencer Stastney	19	2	6	8	18
2	Nate Clurman	20	0	6	6	29

##	Goals	GP	G	A	Pts	Sh
19	Mike O'Leary	20	7	10	17	49
27	Trevor Janicke	20	7	3	10	47
26	Cam Morrison	20	6	12	18	47
16	Alex Steeves	19	6	9	15	50
11	Cal Burke	20	4	10	14	57
13	Colin Theisen	20	4	7	11	61
20	Jake Pivonka	18	4	4	8	24
5	Matt Hellickson	20	3	7	10	20
4	Nick Leivermann	20	3	7	10	49
24	Spencer Stastney	19	2	6	8	18

##	Shots	GP	G	A	Pts	Sh	Sh%
13	Colin Theisen	20	4	7	11	61	.066
11	Cal Burke	20	4	10	14	57	.070
16	Alex Steeves	19	6	9	15	50	.120
19	Mike O'Leary	20	7	10	17	49	.143
4	Nick Leivermann	20	3	7	10	49	.061
26	Cam Morrison	20	6	12	18	47	.128
27	Trevor Janicke	20	7	3	10	47	.149
2	Nate Clurman	20	0	6	6	29	.000
6	Tory Dello	20	0	5	5	27	.000
18	Graham Slaggert	20	2	3	5	27	.074

##	Power-Play Goals	GP	PPG
19	Mike O'Leary	20	3
5	Matt Hellickson	20	2
4	Nick Leivermann	20	2

##	Shot Pct.	GP	G	A	Pts	Sh	Sh%
25	Solag Bakich	9	1	0	1	3	.333
20	Jake Pivonka	18	4	4	8	24	.167
5	Matt Hellickson	20	3	7	10	20	.150
27	Trevor Janicke	20	7	3	10	47	.149
19	Mike O'Leary	20	7	10	17	49	.143
26	Cam Morrison	20	6	12	18	47	.128
16	Alex Steeves	19	6	9	15	50	.120
10	Cam Burke	19	2	0	2	17	.118
24	Spencer Stastney	19	2	6	8	18	.111
21	Max Ellis	7	1	0	1	11	.091

##	Short-Handed Goals	GP	SHG
5	Matt Hellickson	20	2
16	Alex Steeves	19	2

##	Game-Winning Goals	GP	GWG
5	Matt Hellickson	20	2
16	Alex Steeves	19	2

##	Penalties	GP	Pen	Min
6	Tory Dello	20	7	14
19	Mike O'Leary	20	7	14
13	Colin Theisen	20	7	14
17	Pierce Crawford	20	6	12
14	Jesse Lansdell	20	5	21
5	Matt Hellickson	20	5	10
20	Jake Pivonka	18	4	8
8	Matt Steeves	14	3	6
16	Alex Steeves	19	3	6
4	Nick Leivermann	20	3	6

##	Plus/Minus	GP	+/-
26	Cam Morrison	20	+11
16	Alex Steeves	19	+7
20	Jake Pivonka	18	+7
2	Nate Clurman	20	+5
24	Spencer Stastney	19	+4
29	Charlie Raith	19	+3
15	Michael Graham	13	+2
25	Solag Bakich	9	+2
27	Trevor Janicke	20	+1
13	Colin Theisen	20	+1

##	Penalty Minutes	GP	Pen	Min
14	Jesse Lansdell	20	5	21
6	Tory Dello	20	7	14
13	Colin Theisen	20	7	14
19	Mike O'Leary	20	7	14
17	Pierce Crawford	20	6	12
5	Matt Hellickson	20	5	10
20	Jake Pivonka	18	4	8
8	Matt Steeves	14	3	6
4	Nick Leivermann	20	3	6
TM	TEAM	6	3	6

## 2019-20 RESULTS

Date	Opponent	Score	Shots	Overall	Conf	Time	Att.	Goalie of record
Oct 11	AIR FORCE	W 4-3	29/36	1-0-0	0-0-0	2:26	4977	Ryan Bischel
Oct 13	AIR FORCE	W 6-1	32/23	2-0-0	0-0-0	2:26	3506	Ryan Bischel
Oct 25	LAKE SUPERIOR STATE	W 5-2	32/26	3-0-0	0-0-0	2:21	3991	Ryan Bischel
Oct 26	LAKE SUPERIOR STATE	W 6-4	30/33	4-0-0	0-0-0	2:33	4178	Cale Morris
* Nov 01	at Minnesota	Tot 2-2	31/25	4-0-1	0-0-1	2:36	7459	Cale Morris
* Nov 02	at Minnesota	W 5-3	39/27	5-0-1	1-0-1	2:19	8008	Cale Morris
* Nov 08	#8 OHIO STATE	Wot 3-2	35/27	6-0-1	2-0-1	2:28	4740	Cale Morris
* Nov 09	#8 OHIO STATE	W 2-1	29/25	7-0-1	3-0-1	2:17	4858	Cale Morris
* Nov 15	at #15 Wisconsin	L 0-3	22/35	7-1-1	3-1-1	2:19	9698	Cale Morris
* Nov 16	at #15 Wisconsin	Wot 5-4	36/35	8-1-1	4-1-1	2:28	12593	Cale Morris
* Nov 22	at Michigan State	Tot 1-1	37/19	8-1-2	4-1-2	2:41	4898	Cale Morris
* Nov 23	at Michigan State	L 2-3	25/29	8-2-2	4-2-2	2:21	5902	Cale Morris
Nov 29	#15 BOWLING GREEN	L 2-5	29/31	8-3-2	4-2-2	2:10	5271	Cale Morris
Nov 30	at #16 Bowling Green	L 2-5	27/35	8-4-2	4-2-2	2:30	3382	Ryan Bischel
Dec 06	at #9 Boston College	L 0-4	26/26	8-5-2	4-2-2	2:10	7295	Cale Morris
Dec 08	#10 BOSTON COLLEGE	L 1-6	28/36	8-6-2	4-2-2	2:18	3985	Cale Morris
* Dec 13	#7 PENN STATE	L 2-4	42/40	8-7-2	4-3-2	2:26	3806	Cale Morris
* Dec 14	#7 PENN STATE	W 3-0	23/37	9-7-2	5-3-2	1:17	4306	Cale Morris
Jan 03	#19 WESTERN MICHIGAN	Tot 1-1	33/43	9-7-3	5-3-2	2:30	5247	Cale Morris
Jan 05	at #19 Western Michigan	W 4-1	27/41	10-7-3	5-3-2	2:09	3762	Cale Morris

Team Record	W-L-T	Attendance	Dates	Total	Avg.
Overall:	10-7-3	Total:	20	111862	5593
Conference:	5-3-2	Home:	11	48865	4442
Home:	7-3-1	Away:	9	62997	7000
Away:	3-4-2	Neutral:	0	0	0
Neutral:	0-0-0				
Overtime:	2-0-3				

## 2019-20 INDIVIDUAL GAME-BY-GAME

Opponent	Date	Score	Player											
			2 CLURMAN,NA	3 CARMICHAEL	4 LEIVERMANN	5 HELLICKSON,	6 DELLO,TORY	8 STEEVES,MA	10 BURKE,CAM	11 BURKE,CAL	13 THEISEN,COL	14 LANSDELL,JE	15 GRAHAM,MIC	
AF	Oct 11	4-3 W	0-1-1	DNP	0-0-0	0-0-0	0-0-0	0-0-0	0-0-0	0-0-0	1-1-2	1-0-1	0-0-0	0-2-2
AF	Oct 13	6-1 W	0-0-0	DNP	0-1-1	1-0-1	0-2-2	0-0-0	0-0-0	0-0-0	1-1-2	2-1-3	0-0-0	0-0-0
LSSU	Oct 25	5-2 W	0-0-0	DNP	0-1-1	1-0-1	0-0-0	0-0-0	0-0-0	0-0-0	1-3-4	0-1-1	0-0-0	0-0-0
LSSU	Oct 26	6-4 W	0-1-1	DNP	0-0-0	0-1-1	0-0-0	0-0-0	0-0-0	0-0-0	1-2-3	0-2-2	0-0-0	DNP
at MINN	Nov 01	2-2 t	0-0-0	DNP	0-0-0	0-1-1	0-0-0	0-0-0	0-0-0	0-0-0	0-1-1	0-0-0	0-0-0	DNP
at MINN	Nov 02	5-3 W	0-0-0	DNP	2-0-2	0-1-1	0-0-0	0-0-0	0-0-0	0-0-0	0-1-1	0-0-0	0-1-1	DNP
OSU	Nov 08	3-2 W	0-1-1	DNP	0-0-0	0-0-0	0-1-1	0-1-1	0-0-0	0-0-0	0-0-0	0-0-0	0-0-0	DNP
OSU	Nov 09	2-1 W	0-0-0	DNP	0-0-0	0-0-0	0-0-0	0-1-1	1-0-1	0-0-0	0-0-0	0-0-0	0-1-1	DNP
at UW	Nov 15	0-3 L	0-0-0	DNP	0-0-0	0-0-0	0-0-0	0-0-0	0-0-0	0-0-0	0-0-0	0-0-0	0-0-0	DNP
at UW	Nov 16	5-4 W	0-2-2	DNP	0-1-1	0-0-0	0-1-1	0-1-1	1-0-1	0-0-0	1-1-2	1-1-2	1-1-2	DNP
at MSU	Nov 22	1-1 t	0-0-0	0-0-0	0-0-0	0-0-0	0-0-0	DNP	0-0-0	0-0-0	0-0-0	0-0-0	0-0-0	1-0-1
at MSU	Nov 23	2-3 L	0-0-0	DNP	1-0-1	0-0-0	0-0-0	0-0-0	0-0-0	0-0-0	0-1-1	0-2-2	0-0-0	0-0-0
BGSU	Nov 29	2-5 L	0-0-0	DNP	0-1-1	0-0-0	0-0-0	0-0-0	0-0-0	0-0-0	0-0-0	0-0-0	0-0-0	0-0-0
at BGSU	Nov 30	2-5 L	0-0-0	0-0-0	0-2-2	0-0-0	0-1-1	DNP	0-0-0	0-0-0	0-0-0	0-0-0	0-0-0	0-0-0
at BC	Dec 06	0-4 L	0-0-0	DNP	0-0-0	0-0-0	0-0-0	DNP	0-0-0	0-0-0	0-0-0	0-0-0	0-0-0	0-0-0
BC	Dec 08	1-6 L	0-0-0	DNP	0-0-0	0-0-0	0-0-0	0-0-0	0-0-0	0-0-0	0-0-0	0-0-0	0-0-0	0-1-1
PSU	Dec 13	2-4 L	0-0-0	DNP	0-1-1	0-2-2	0-0-0	DNP	0-0-0	0-0-0	0-0-0	0-0-0	0-0-0	0-1-1
PSU	Dec 14	3-0 W	0-0-0	DNP	0-0-0	0-2-2	0-0-0	DNP	DNP	0-0-0	0-0-0	0-0-0	0-1-1	0-1-1
WMU	Jan 03	1-1 t	0-0-0	0-0-0	0-0-0	0-0-0	0-0-0	0-0-0	0-0-0	0-0-0	0-0-0	0-0-0	0-0-0	0-1-1
at WMU	Jan 05	4-1 W	0-1-1	DNP	0-0-0	1-0-1	0-0-0	DNP	0-0-0	0-0-0	0-0-0	0-0-0	0-0-0	0-3-3

Opponent	Date	Score	Player											
			16 STEEVES,AL	17 CRAWFORD,	18 SLAGGERT,G	19 O'LEARY,MIK	20 PIVONKA,JAK	21 ELLIS,MAX	24 STASTNEY,S	25 BAKICH,SOL	26 MORRISON,C	27 JANICKE,TRE	29 RAITH,CHARL	
AF	Oct 11	4-3 W	1-1-2	0-0-0	0-0-0	0-2-2	0-0-0	DNP	0-0-0	DNP	1-0-1	0-0-0	0-0-0	
AF	Oct 13	6-1 W	0-0-0	0-0-0	0-1-1	0-3-3	1-0-1	DNP	0-1-1	DNP	1-0-1	0-0-0	0-0-0	
LSSU	Oct 25	5-2 W	0-1-1	0-0-0	1-0-1	2-1-3	0-1-1	DNP	0-0-0	DNP	0-2-2	0-0-0	0-0-0	
LSSU	Oct 26	6-4 W	0-1-1	0-0-0	0-0-0	2-1-3	1-1-2	DNP	1-2-3	0-0-0	0-0-0	1-1-2	0-0-0	
at MINN	Nov 01	2-2 t	0-0-0	0-0-0	0-0-0	1-0-1	0-0-0	DNP	0-0-0	0-0-0	0-1-1	1-0-1	0-0-0	
at MINN	Nov 02	5-3 W	0-1-1	0-0-0	0-1-1	0-0-0	0-0-0	DNP	1-1-2	0-0-0	0-3-3	1-1-2	1-0-1	
OSU	Nov 08	3-2 W	0-0-0	1-0-1	0-0-0	0-0-0	0-1-1	DNP	0-0-0	1-0-1	0-1-1	1-1-2	0-0-0	
OSU	Nov 09	2-1 W	0-0-0	0-0-0	0-0-0	0-0-0	1-0-1	DNP	0-1-1	0-0-0	0-0-0	0-0-0	0-1-1	
at UW	Nov 15	0-3 L	0-0-0	0-0-0	0-0-0	0-0-0	0-0-0	DNP	0-0-0	0-0-0	0-0-0	0-0-0	0-0-0	
at UW	Nov 16	5-4 W	1-1-2	0-0-0	0-1-1	0-0-0	0-1-1	DNP	0-0-0	0-0-0	0-0-0	1-0-1	0-0-0	
at MSU	Nov 22	1-1 t	0-0-0	0-0-0	0-0-0	0-1-1	0-0-0	DNP	0-0-0	DNP	0-1-1	0-0-0	0-0-0	
at MSU	Nov 23	2-3 L	0-0-0	0-0-0	0-0-0	1-0-1	0-0-0	DNP	0-0-0	DNP	0-1-1	0-0-0	0-0-0	
BGSU	Nov 29	2-5 L	0-1-1	0-0-0	0-0-0	0-1-1	1-0-1	DNP	0-1-1	DNP	1-0-1	0-0-0	0-0-0	
at BGSU	Nov 30	2-5 L	DNP	0-0-0	0-0-0	1-0-1	0-0-0	0-0-0	0-0-0	0-0-0	0-1-1	1-0-1	DNP	
at BC	Dec 06	0-4 L	0-0-0	0-0-0	0-0-0	0-0-0	0-0-0	0-0-0	0-0-0	DNP	0-0-0	0-0-0	0-0-0	
BC	Dec 08	1-6 L	0-1-1	0-0-0	0-0-0	0-0-0	DNP	0-0-0	0-0-0	DNP	0-0-0	1-0-1	0-0-0	
PSU	Dec 13	2-4 L	1-0-1	0-0-0	0-0-0	0-0-0	0-0-0	0-0-0	0-0-0	DNP	1-0-1	0-0-0	0-0-0	
PSU	Dec 14	3-0 W	1-0-1	0-0-0	1-0-1	0-1-1	0-0-0	1-0-1	0-0-0	0-0-0	0-0-0	0-0-0	0-0-0	
WMU	Jan 03	1-1 t	0-1-1	0-0-0	0-0-0	0-0-0	DNP	0-0-0	DNP	DNP	1-0-1	0-0-0	0-0-0	
at WMU	Jan 05	4-1 W	2-1-3	0-0-0	0-0-0	0-0-0	0-0-0	0-0-0	0-0-0	DNP	1-2-3	0-0-0	0-0-0	



## 2019-20 GAME-BY-GAME COMPARISON

Date	Opponent	Score	Goals	Shots		Penalties		Power Plays	
				Assists	Shots	Pen-Min	Pen-Min	G-Ch	G-Ch
Oct 11	AIR FORCE	4-3	4 / 3	7 / 6	29 / 36	3-6	/ 4-8	0-4	/ 0-3
Oct 13	AIR FORCE	6-1	6 / 1	10 / 2	32 / 23	3-6	/ 4-8	2-3	/ 0-2
Oct 25	LAKE SUPERIOR STATE	5-2	5 / 2	10 / 3	32 / 26	1-2	/ 2-4	1-2	/ 0-1
Oct 26	LAKE SUPERIOR STATE	6-4	6 / 4	12 / 7	30 / 33	5-10	/ 6-12	2-6	/ 1-5
Nov 01	at Minnesota	2-2	2 / 2	3 / 1	31 / 25	4-8	/ 3-6	0-2	/ 0-3
Nov 02	at Minnesota	5-3	5 / 3	10 / 5	39 / 27	3-6	/ 3-6	1-3	/ 0-3
Nov 08	OHIO STATE	3-2	3 / 2	6 / 4	35 / 27	5-21	/ 4-8	0-4	/ 0-4
Nov 09	OHIO STATE	2-1	2 / 1	4 / 2	29 / 25	3-6	/ 4-19	0-3	/ 0-3
Nov 15	at Wisconsin	0-3	0 / 3	0 / 6	22 / 35	4-8	/ 3-6	0-1	/ 2-2
Nov 16	at Wisconsin	5-4	5 / 4	10 / 8	36 / 35	4-8	/ 3-6	0-2	/ 1-3
Nov 22	at Michigan State	1-1	1 / 1	2 / 2	37 / 19	2-4	/ 2-4	0-1	/ 0-1
Nov 23	at Michigan State	2-3	2 / 3	4 / 3	25 / 29	3-6	/ 4-8	2-3	/ 0-2
Nov 29	BOWLING GREEN	2-5	2 / 5	4 / 7	29 / 31	3-6	/ 3-6	1-3	/ 2-3
Nov 30	at Bowling Green	2-5	2 / 5	4 / 4	27 / 35	4-8	/ 3-6	1-3	/ 2-4
Dec 06	at Boston College	0-4	0 / 4	0 / 5	26 / 26	2-4	/ 3-6	0-3	/ 1-2
Dec 08	BOSTON COLLEGE	1-6	1 / 6	2 / 8	28 / 36	4-8	/ 4-8	0-4	/ 2-4
Dec 13	PENN STATE	2-4	2 / 4	4 / 8	42 / 40	4-8	/ 3-6	0-3	/ 1-4
Dec 14	PENN STATE	3-0	3 / 0	5 / 0	23 / 37	4-8	/ 2-4	0-2	/ 0-3
Jan 03	WESTERN MICHIGAN	1-1	1 / 1	2 / 1	33 / 43	3-6	/ 3-6	0-3	/ 0-2
Jan 05	at Western Michigan	4-1	4 / 1	7 / 2	27 / 41	5-10	/ 2-4	1-2	/ 1-4
<b>Totals</b>		<b>56-55</b>	<b>56 / 55</b>	<b>106 / 84</b>	<b>612 / 629</b>	<b>69-149</b>	<b>/ 65-141</b>	<b>11-57</b>	<b>/ 13-58</b>

Note: Game totals are displayed in the format TEAM/OPPONENT for each category

**Hockey Game Box Score (Final)**  
Air Force vs #8 Notre Dame (Oct 11, 2019 at Notre Dame, Ind.)

Air Force (0-1-0, 0-0-0 AHA) vs. Notre Dame (1-0-0, 0-0-0 B1G)  
Date: Oct 11, 2019 • Location: Notre Dame, Ind. • Arena: Compton Family Arena  
Attendance: 4977 • Start time: 7:10 PM • End time: 9:36 PM • Total time: 2:26

Prd	Time	Team	Scored by	Assists	Vis. on ice	Home on ice	Goals by Period
1st	07:55	AF	EV TOMLAK, Brady/1	MEHNERT, Alex/1 LEVIN, Jake/1	28,6,9,11	19,11,14,5,6	Team 1 2 3 Tot AF 2 0 1 3 ND 0 2 2 4
2nd	17:02	AF	EV PULVER, Matt/1	BRIDE, Blake/1 DURGAN, Kieran/1	21,12,8,8,25,47	18,20,27,24,4	Shots by Period Team 1 2 3 Tot AF 11 11 14 36 ND 7 13 9 29
3rd	05:05	ND	EV Colin Theisen/1	Mike O'Leary/1 Cal Burke/1	28,20,74,9,11	13,19,11,2,24	Power Play Goals-Att (Sh) Prd LSSU ND 1st 0-1 (0) 0-1 (1) 2nd 0-1 (0) 0-1 (2) 3rd 0-1 (0) 0-2 (6) Total 0-3 (0) 0-4 (9)
4th	13:22	ND	EV Alex Steeves/1	Michael Graham/1 Nate Clurman/2	20,12,74,28,88	16,15,2,24,26	Penalties-Minutes by Prd Prd LSSU ND 1st 0-0 (0) 0-0 (0) 2nd 0-0 (0) 0-0 (0) 3rd 0-0 (0) 0-0 (0) Total 0-0 (0) 0-0 (0)
5th	03:05	ND	EV Cam Morrison/1	Alex Steeves/1 Michael Graham/2	88,12,3,6,21	26,16,15,6,2	Officials: Referee: Brian Aaron Referee: Riley Bowles Linesman: Justin Cornell Linesman: Brett Sheva
6th	17:51	ND	EV Cal Burke/1	Mike O'Leary/2 TOMLAK, Brady/1	6,9,74,28,88,21	11,19,26,5,6	
7th	19:59	AF	EV PULVER, Matt/2	STONE, Trevor/1	21,28,9,6,74,88	17,5,20,10,6	

TEAM SUMMARY

#	Air Force	1	2	3	Tot	+/	#	Notre Dame	1	2	3	Tot	+/
3	LEVIN, Jake	0	1	1	2	0	2	Nate Clurman	0	0	0	0	+3
5	MEHNERT, Alex	0	2	0	2	0	4	Nick Levermann	0	0	1	1	-1
8	BOWERY, Marshall	0	0	0	0	0	5	Matt Hellickson	1	1	0	2	-1
9	STONE, Trevor	0	0	1	1	0	5	Tory Dello	0	1	0	1	0
11	HARPER, Max	0	0	0	0	0	8	Matt Steeves	0	0	0	0	0
12	BRIDE, Blake	2	2	1	5	-1	10	Cam Burke	0	0	0	0	-1
17	TYRAN, Joe	2	1	1	4	0	11	Cal Burke	1	3	1	5	+1
18	POCHIPINSKI, Ty	0	0	0	0	0	13	Colin Theisen	1	3	1	5	+1
19	MANNING, Luke	0	1	0	1	0	14	Jesse Lansdell	0	0	0	0	-1
20	KOCH, Brandon	2	0	2	4	-2	15	Michael Graham	0	0	1	1	+2
21	PULVER, Matt	1	0	1	2	0	16	Alex Steeves	1	1	3	3	+2
22	PLUEMER, Pierce	0	1	0	1	-1	17	Pierce Crawford	0	0	0	0	-1
23	REIM, Willie	1	0	0	1	0	18	Graham Slaggett	0	1	2	3	+1
25	EXBERG, Carter	0	0	1	1	+1	19	Mike O'Leary	1	3	0	4	+1
26	JAEGER, Erich	0	0	0	0	0	20	Jake Pivonka	0	0	0	0	-2
28	TOMLAK, Brady	1	1	2	4	-1	24	Spencer Stastney	0	0	0	0	+1
47	WEIGEL, Dalton	2	0	0	2	+1	26	Cam Morrison	1	0	3	4	+3
74	MIRAGEAS, Zach	0	1	1	2	-2	28	Trevor Janicke	1	0	0	1	-1
88	DURGAN, Kieran	0	1	3	4	-1	29	Charlie Rath	0	0	0	0	0
TM	TEAM	0	0	0	0	0	TM	TEAM	0	0	0	0	0
30	ANDERSON, Erik	dnp	dnp	dnp	dnp	dnp	1	Dylan St. Cyr	dnp	dnp	dnp	dnp	dnp
33	SCHILLING, Alex	dnp	dnp	dnp	dnp	dnp	33	Nick Sanford	dnp	dnp	dnp	dnp	dnp
Totals		11	11	14	36	-5	Totals		7	13	9	29	+5

GOALTENDERS

#	Air Force	Dec	Min	GA	1	2	3	Saves	#	Notre Dame	Dec	Min	GA	1	2	3	Saves
31	LAROCQUE, Zach	L	58:27	3	7	11	7	25	30	Ryan Bischel	W	59:43	3	9	11	13	33
	EMPTY NET		1:33	1	0	0	0	0		EMPTY NET		0:17	0	0	0	0	0

PENALTY SUMMARY

Prd	Player	Team	Min/Offense	Time	Prd	Player	Team	Min/Offense	Time
1st	WEIGEL, Dalton	AF	2. Interference	04:44 PP	3rd	Mike O'Leary	ND	2. Hooking	06:12 PP
1st	Matt Steeves	ND	2. Interference	08:21 PP	3rd	MIRAGEAS, Zach	AF	2. Roughing Atw	09:42 PP
2nd	Colin Theisen	ND	2. Interference	08:13 PP	3rd	BRIDE, Blake	AF	2. Slashing	14:59 PP
2nd	MANNING, Luke	AF	2. Interference	10:10 PP					

Win-Ryan Bischel (1-0-0). Loss-LaROCQUE, Zach (0-1-0).

**Hockey Game Box Score (Final)**  
Air Force vs #8 Notre Dame (Oct 13, 2019 at Notre Dame, Ind.)

Air Force (0-2-0, 0-0-0 AHA) vs. Notre Dame (2-0-0, 0-0-0 B1G)  
Date: Oct 13, 2019 • Location: Notre Dame, Ind. • Arena: Compton Family Arena  
Attendance: 3506 • Start time: 3:05 PM • End time: 5:31 PM • Total time: 2:26

Prd	Time	Team	Scored by	Assists	Vis. on ice	Home on ice	Goals by Period
1st	03:00	ND	EV Cam Morrison/2	MIRAGEAS, Zach/1 STONE, Trevor/1	6,23,3,12,22	26,2,24,10,15	Team 1 2 3 Tot AF 1 0 1 0 1 ND 1 1 4 6
2nd	02:54	ND	PP Matt Hellickson/1	Tory Dello/1 Mike O'Leary/3	3,6,28,88	5,6,19,13,11	Shots by Period Team 1 2 3 Tot AF 10 7 6 23 ND 8 11 13 32
3rd	00:35	ND	PP Colin Theisen/2	Spencer Stastney/1 Mike O'Leary/4	88,28,6,74	13,11,24,5,19	Power Play Goals-Att (Sh) Prd LSSU ND 1st 0-1 (1) 0-0 (1) 2nd 0-1 (0) 0-1 (2) 3rd 0-1 (0) 0-2 (6) Total 0-3 (0) 0-4 (9)
5th	04:20	ND	EV Cal Burke/2	Mike O'Leary/5 Colin Theisen/1	12,20,21,74,88	11,19,13,2,24	Penalties-Minutes by Prd Prd LSSU ND 1st 0-1 (1) 0-0 (0) 2nd 0-0 (0) 0-1 (3) 3rd 0-1 (1) 0-1 (1) Total 0-2 (2) 0-3 (4)
6th	06:57	ND	EV Colin Theisen/3	Tory Dello/2 Cal Burke/2	6,9,11,20,28	13,6,11,19,5	Officials: Referee: Brian Aaron Referee: Riley Bowles Linesman: Justin Cornell Linesman: Brett Sheva
7th	19:59	ND	EV Jake Pivonka/1	Nick Levermann/1 Graham Slaggett/1	12,20,21,74,88	20,4,18,27,29	

TEAM SUMMARY

#	Air Force	1	2	3	Tot	+/	#	Notre Dame	1	2	3	Tot	+/
3	LEVIN, Jake	1	0	0	1	-1	2	Nate Clurman	0	0	0	0	+2
5	MEHNERT, Alex	0	1	1	2	-2	4	Nick Levermann	0	1	2	3	+1
8	BOWERY, Marshall	2	1	0	3	0	5	Matt Hellickson	0	1	0	1	0
9	STONE, Trevor	1	0	0	1	0	5	Tory Dello	0	0	0	0	0
11	HARPER, Max	1	0	0	1	0	8	Matt Steeves	0	0	1	1	0
12	BRIDE, Blake	0	0	0	0	-3	10	Cam Burke	1	1	1	3	+1
17	TYRAN, Joe	0	0	0	0	0	11	Cal Burke	1	2	4	4	+1
18	POCHIPINSKI, Ty	0	0	1	1	0	13	Colin Theisen	0	2	3	5	0
19	MANNING, Luke	0	1	0	1	0	14	Jesse Lansdell	0	0	0	0	0
20	KOCH, Brandon	2	1	1	4	-2	15	Michael Graham	1	0	0	1	+1
21	PULVER, Matt	0	1	0	1	-2	16	Alex Steeves	0	4	1	5	0
22	PLUEMER, Pierce	0	0	0	0	-1	17	Spencer Stastney	0	0	0	0	+2
23	REIM, Willie	2	0	1	3	-1	18	Graham Slaggett	0	0	0	0	+1
25	EXBERG, Carter	0	0	0	0	0	19	Mike O'Leary	1	0	1	2	+1
26	JAEGER, Erich	0	1	0	1	0	20	Jake Pivonka	1	1	1	3	+1
28	TOMLAK, Brady	0	0	0	0	-1	24	Spencer Stastney	0	0	0	0	+2
47	WEIGEL, Dalton	0	1	1	0	0	26	Cam Morrison	1	0	0	1	+1
74	MIRAGEAS, Zach	0	1	1	2	-1	27	Trevor Janicke	0	0	1	1	+1
88	DURGAN, Kieran	1	0	0	1	-2	29	Charlie Rath	2	0	1	3	+1
41	PARK, Austin	dnp	dnp	dnp	dnp	dnp	TM	TEAM	0	0	0	0	0
Totals		10	7	6	23	-15	Totals		8	11	13	32	+15

GOALTENDERS

#	Air Force	Dec	Min	GA	1	2	3	Saves	#	Notre Dame	Dec	Min	GA	1	2	3	Saves
31	LAROCQUE, Zach	L	46:43	5	7	10	3	20	30	Ryan Bischel	W	60:00	1	9	7	6	22
	EMPTY NET		0:00	0	0	0	0	0		EMPTY NET		0:00	0	0	0	0	0
33	SCHILLING, Alex	L	13:03	1	0	0	6	6									

PENALTY SUMMARY

Prd	Player	Team	Min/Offense	Time	Prd	Player	Team	Min/Offense	Time
1st	Nate Clurman	ND	2. Boarding Atw	11:53 PP	3rd	Tory Dello	AF	2. Roughing Atw	00:20
2nd	REIM, Willie	ND	2. Boarding Atw	02:38 PP	3rd	LEVIN, Jake	ND	2. Roughing Atw	00:20
2nd	MIRAGEAS, Zach	AF	2. Holding The Stick	11:02 PP	3rd	Jake Pivonka	ND	2. High Sticking	14:58 PP
3rd	PULVER, Matt	AF	2. Hitting From Behind	00:20 PP					

Win-Ryan Bischel (2-0-0). Loss-LaROCQUE, Zach (0-2-0).

**Hockey Game Box Score (Final)**  
Lake Superior State vs #4 Notre Dame (Oct 25, 2019 at Notre Dame, Ind.)

Lake Superior State (2-5-0, 0-0-0 WCHA) vs. Notre Dame (3-0-0, 0-0-0 B1G)  
Date: Oct 25, 2019 • Location: Notre Dame, Ind. • Arena: Compton Family Arena  
Attendance: 3991 • Start time: 7:10 PM • End time: 9:31 PM • Total time: 2:21

Prd	Time	Team	Scored by	Assists	Vis. on ice	Home on ice	Goals by Period
1st	08:33	ND	EV Mike O'Leary/1	Cal Burke/3 Cam Morrison/1	8,4,14,7,21	19,11,2,13,24	Team 1 2 3 Tot LSSU 1 0 1 2 ND 2 1 2 5
2nd	17:08	ND	EV Cal Burke/3	Mike O'Leary/6 Nick Levermann/2	3,20,8,9,23	11,19,4,29,13	Shots by Period Team 1 2 3 Tot LSSU 6 11 9 26 ND 10 12 10 32
3rd	17:44	LSSU	EV MAX HUMITZ/4	HAMPUS ERIKSSON/5 Cal Burke/4	21,24,15,14,22	13,11,6,19,24	Power Play Goals-Att (Sh) Prd LSSU ND 1st 0-0 (0) 0-0 (0) 2nd 0-0 (0) 0-1 (1) 3rd 0-1 (0) 0-1 (1) Total 0-1 (0) 0-2 (2)
4th	06:05	ND	PP Matt Hellickson/2	Colin Theisen/2 Jake Pivonka/1	9,21,22,23	5,11,13,6,19	Penalties-Minutes by Prd Prd LSSU ND 1st 0-0 (0) 0-0 (0) 2nd 0-0 (0) 0-0 (0) 3rd 1-2 (1) 1-2 (2) Total 1-2 (1) 1-2 (2)
5th	00:14	ND	EV Graham Slaggett/1	Jake Pivonka/2 Alex Steeves/2	26,29,16,22,15	18,20,16,24,2	Officials: Referee: Colin Kronforst Referee: Anthony Czech Linesman: Robert Shintani Linesman: Bill Hancock
6th	04:52	LSSU	EV Louis Boudon/2	ASHTON CALDER/4 PETE VEILLETTE/4	29,16,26,4,7	5,24,15,27,26	
7th	17:32	ND	EV Mike O'Leary/2	Cal Burke/5 Cam Morrison/2	23,22,16,24,21,15	19,11,26,6,5	

TEAM SUMMARY

#	Lake Superior State	1	2	3	Tot	+/	#	Notre Dame	1	2	3	Tot	+/
3	WILL RIEDELL	0	0	1	1	-1	2	Nate Clurman	0	0	0	0	+2
4	TYLER ANDERSON	0	1	1	2	0	4	Nick Levermann	1	1	2	4	+1
7	MITCHELL OLIVER	0	0	0	0	0	5	Matt Hellickson	0	1	0		

**Hockey Game Box Score (Final)**  
**#5 Notre Dame vs Minnesota (Nov 01, 2019 at Minneapolis, Minn.)**

Notre Dame (4-0-1, 0-0-1-0 B1G) vs. Minnesota (3-3-1, 0-0-1-1 B1G)  
 Date: Nov 01, 2019 • Location: Minneapolis, Minn. • Arena: 3M Arena at Mariucci  
 Attendance: 7459 • Start time: 7:33 pm • End time: 10:09 pm • Total time: 2:36

Prd	Time	Team	Scored by	Assists	Vis. on ice	Home on ice	Goals by Period		
1	2	3	OT	Tot	1	2	3	OT	Tot
1	2nd 02:58	ND	EV Mike O'Leary/5	Matt Hellickson/2	19,5,11,6,13	4,19,20,24,58	ND 0 1 1 0 2		
2	3rd 05:41	MINN	EV Burke, Nathan/2	Cal Burke/8	4,5,14,16,18	21,25,2,10,24	MINN 0 0 2 0 2		
3	3rd 06:06	ND	EV Trevor Janicke/2	Cam Morrison/3	27,26,2,20,29	10,11,20,22,22			
4	3rd 06:24	MINN	EV Reedy, Scott/3	-	2,11,13,19,24	19,4,7,23,58			

TEAM SUMMARY														
#	Notre Dame	G	A	PI	Sh +/-	BI	#	Minnesota	G	A	PI	Sh +/-	BI	
2	Nate Clurman	0	0	0	1	0	2	Nanne, Tyler	0	0	0	1	+1	
4	Nick Leivermann	0	0	2	1	-1	0	Stucker, Robbie	0	0	0	0	1	
5	Matt Hellickson	0	1	2	4	0	5	4 Brinkman, Ben	0	0	0	1	0	
6	Tory Dello	0	0	0	1	+1	3	7 McManus, Brann	0	0	0	1	+1	
8	Matt Steeves	0	0	0	0	0	0	9 Walker, Sammy	0	0	0	1	0	
10	Cam Burke	0	0	0	0	0	1	10 LaCombe, Jacks	0	0	4	0	1	
11	Cal Burke	0	1	0	3	0	0	11 Sorenson, Jonny	0	0	0	0	-1	
13	Colin Theisen	0	0	0	3	0	1	12 Maroonney, Joey	0	0	2	2	-1	
14	Jesse Lansdell	0	0	0	0	-1	1	19 Reedy, Scott	1	0	0	3	0	
16	Alex Steeves	0	0	3	-1	0	0	20 Zuhldorff, Ryan	0	0	0	1	-2	
17	Pierce Crawford	0	0	0	2	0	0	21 Burke, Nathan	1	0	0	2	+1	
18	Graham Slaggett	0	0	0	3	-1	-1	22 Brodzinski, Bryc	0	0	0	0	-1	
19	Mike O'Leary	1	0	0	2	0	2	23 Johnson, Ryan	0	0	0	0	+1	
20	Jake Pivonka	0	0	0	1	+1	1	24 Nelson, Jakob	0	0	2	0	0	
24	Spencer Statne	0	0	0	0	0	0	25 Perib, Jack	0	1	2	1	0	
25	Solag Bakich	0	0	0	0	0	0	27 McLaughlin, Blak	0	2	1	0	0	
26	Cam Morrison	1	0	2	2	+1	0	39 Meyers, Ben	0	0	0	2	0	
27	Trevor Janicke	1	0	2	4	+1	0	55 Staudacher, Mat	0	0	0	0	0	
29	Charlie Raith	0	0	0	1	+1	0	58 Ranta, Sampo	0	2	3	0	0	
T	TEAM	0	0	2	0	0	0	1 Close, Justen						
30	Ryan Bischel	dnp						45 LaFontaine, Jack	dnp					
33	Nick Sanford	dnp						Totals	2	1	6	25	0	11
Totals		2	3	8	31	0	20							

GOALTENDERS																			
#	Notre Dame	Dec	Min	GA	1	2	3	OT	Saves	#	Minnesota	Dec	Min	GA	1	2	3	OT	Saves
32	Cale Morris	T	65:00	2	6	8	6	3	23	31	Moe, Jared	T	65:00	2	6	14	8	1	29

PENALTY SUMMARY											
Prd	Player	Team	MinOffense	Time	Prd	Player	Team	MinOffense	Time		
1st	McLaughlin, Blak	MINN	2.Tripping	11:09	PP	2nd	Trevor Janicke	ND	4.Slashing	16:28	PP
1st	TEAM	ND	2.Too Many Players	10:59	PP	3rd	Matt Hellickson	ND	2.Roughing	09:59	
2nd	Ranta, Sampo	MINN	2.Boarding	00:22	PP	3rd	Perib, Jack	MINN	2.Roughing	09:59	
2nd	Nick Leivermann	ND	2.Tripping	00:00	PP						

Notre Dame-Cale Morris (1-0-1). Minnesota-Moe, Jared (2-1-1).  
 Minnesota timeout at 3:22 OT/1

**Hockey Game Box Score (Final)**  
**#5 Notre Dame vs Minnesota (Nov 02, 2019 at Minneapolis, Minn.)**

Notre Dame (5-0-1, 1-0-1-0 B1G) vs. Minnesota (3-4-1, 0-1-1-1 B1G)  
 Date: Nov 02, 2019 • Location: Minneapolis, Minn. • Arena: 3M Arena at Mariucci  
 Attendance: 8008 • Start time: 4:04 pm • End time: 6:23 pm • Total time: 2:19

Prd	Time	Team	Scored by	Assists	Vis. on ice	Home on ice	Goals by Period		
1	2	3	OT	Tot	1	2	3	OT	Tot
1	1st 12:34	MINN	EV McManus, Brannon/2	Ranta, Sampo/1	14,18,5,16,6	7,58,10,12,19	ND 0 0 0 0 0		
2	1st 16:13	MINN	EV Perib, Jack/1	LaCombe, Jackson/4	8,2,10,17,4	25,24,1,23,4	MINN 2 1 0 0 3		
3	2nd 05:20	ND	PP Nick Leivermann/1	Alex Steeves/4	4,16,8,27,26	20,4,19,58			
4	2nd 13:46	ND	EV Spencer Stastney/2	Graham Slaggett/2	Cal Burke/9	24,11,26,18,5	7,39,9,4,23		
5	2nd 14:28	MINN	EV Wait, Garrett/1	Cam Morrison/4	27,7,5,16,4,29	17,55,22,12,2			
6	2nd 17:53	ND	EV Nick Leivermann/2	Brodzinski, Bryce/2	Trevor Janicke/2	4,27,14,5,20	7,39,19,10,20		
7	3rd 01:25	ND	EV Charlie Raith/1	Jesse Lansdell/3	29,25,26,16,18	27,39,9,23,4			
8	3rd 19:49	ND	EN Trevor Janicke/3	Cam Morrison/5	27,26,24,20,2	58,8,10,27,19,23			
				Spencer Stastney/4					

TEAM SUMMARY															
#	Notre Dame	G	A	PI	Sh +/-	BI	#	Minnesota	G	A	PI	Sh +/-	BI		
2	Nate Clurman	0	0	0	0	0	2	Nanne, Tyler	0	0	0	1	+2		
4	Nick Leivermann	2	0	0	4	0	1	3 Stucker, Robbie	0	0	0	0	0		
5	Matt Hellickson	0	1	0	0	3	4	Brinkman, Ben	0	0	0	2	-1		
6	Tory Dello	0	0	0	1	-2	1	7 McManus, Brann	1	0	0	1	-1		
10	Cam Burke	0	0	2	2	-1	0	9 Walker, Sammy	0	0	0	1	0		
11	Cal Burke	0	1	0	5	+1	0	10 LaCombe, Jacks	0	1	2	1	-1		
13	Colin Theisen	0	0	0	6	0	0	12 Maroonney, Joey	0	0	0	0	+1		
14	Jesse Lansdell	0	1	0	1	-1	0	17 Wait, Garrett	1	0	0	2	+1		
16	Alex Steeves	0	1	0	3	0	0	19 Reedy, Scott	0	0	0	3	-1		
17	Pierce Crawford	0	0	2	0	-1	0	20 Zuhldorff, Ryan	0	0	0	1	-1		
18	Graham Slaggett	0	1	0	2	+1	0	21 Burke, Nathan	0	0	0	2	+1		
19	Mike O'Leary	0	0	0	4	0	0	22 Brodzinski, Bryc	0	1	2	0	+1		
20	Jake Pivonka	0	0	2	1	+2	1	23 Johnson, Ryan	0	0	2	1	-2		
24	Spencer Statne	1	1	0	2	+2	0	24 Nelson, Jakob	0	0	1	0	+1		
25	Solag Bakich	0	0	0	0	0	0	25 Perib, Jack	1	0	0	2	+1		
26	Cam Morrison	0	3	0	1	+3	0	27 McLaughlin, Blak	0	0	0	4	-2		
27	Trevor Janicke	1	0	0	5	+1	0	39 Meyers, Ben	0	0	0	3	-3		
29	Charlie Raith	1	0	0	2	0	0	55 Staudacher, Mat	0	1	0	1	0		
30	Ryan Bischel	dnp						58 Ranta, Sampo	0	1	0	1	0		
33	Nick Sanford	dnp						1 Close, Justen							
								45 LaFontaine, Jack	dnp						
Totals		5	10	6	39	+5	11	Totals		3	5	6	27	-6	8

GOALTENDERS																			
#	Notre Dame	Dec	Min	GA	1	2	3	OT	Saves	#	Minnesota	Dec	Min	GA	1	2	3	OT	Saves
32	Cale Morris	T	65:00	3	10	12	2	24	31	31	Moe, Jared	T	65:00	2	6	14	8	1	29

PENALTY SUMMARY											
Prd	Player	Team	MinOffense	Time	Prd	Player	Team	MinOffense	Time		
1st	McLaughlin, Blak	MINN	2.Tripping	11:09	PP	2nd	Trevor Janicke	ND	4.Slashing	16:28	PP
1st	TEAM	ND	2.Too Many Players	10:59	PP	3rd	Matt Hellickson	ND	2.Roughing	09:59	
2nd	Ranta, Sampo	MINN	2.Boarding	00:22	PP	3rd	Perib, Jack	MINN	2.Roughing	09:59	
2nd	Nick Leivermann	ND	2.Tripping	00:00	PP						

Notre Dame-Cale Morris (1-0-1). Minnesota-Moe, Jared (2-1-1).  
 Minnesota timeout at 3:22 OT/1

**Hockey Game Box Score (Final)**  
**#8 Ohio State vs #5 Notre Dame (Nov 08, 2019 at Notre Dame, Ind.)**

Ohio State (6-1-2, 2-0-1-0 B1G) vs. Notre Dame (6-0-1, 3-0-0-1 B1G)  
 Date: Nov 08, 2019 • Location: Notre Dame, Ind. • Arena: Compton Family Arena  
 Attendance: 4740 • Start time: 8:10 PM • End time: 10:38 PM • Total time: 2:28

Prd	Time	Team	Scored by	Assists	Vis. on ice	Home on ice	Goals by Period		
1	2	3	OT	Tot	1	2	3	OT	Tot
1	1st 19:33	OSU	EV Tanner Laczynski/2	Grant Gabriele/3	61,3,13,9,5	5,11,13,19,24	OSU 1 0 1 0 2		
2	2nd 08:12	ND	EV Solag Bakich/1	Matt Steeves/1	61,29,24,72,18	25,8,2,20,24	OSU 0 1 1 1 3		
3	3rd 16:43	OSU	EV Carson Meyer/3	Tory Dello/1	72,14,5,4,29	2,16,18,26,29			
4	3rd 18:03	ND	EV Trevor Janicke/4	Austin Pooley/1	40,8,16,61,5	27,26,20,4,24			
5	OT 03:59	ND	EV Pierce Crawford/1	Cam Morrison/7	65,24,40,16,12	17,2,27,20,24			

TEAM SUMMARY															
#	Ohio State	1	2	3	OT	Tot	+	#	Notre Dame	1	2	3	OT	Tot	+
3	Collin Peters	0	0	0	0	+1	2	2	Nate Clurman	0	2	0	1	3	+1
4	Layton Ahac	0	0	0	0	+1	4	4	Nick Leivermann	2	1	0	4	+1	
5	Gordi Meyer	0	1	0	2	+1	5	5	Matt Hellickson	0	0	0	0	-1	
7	Wyatt Ege	1	0	0	0	0	0	6	Tory Dello	0	0	0	0	0	
8	Eugene Fadyshev	0	0	1	0	-1	1	8	Matt Steeves	0	0	0	0	+1	
9	Tanner Laczynski	1	2	0	0	3	+1	10	Cam Burke	0	1	0	1	0	
12	Miguel Fidler	0	0	0	0	-1	1	11	Cal Burke	0	0	0	0	-1	
13	Tate Singleton	2	0	1	0	3	+1	13	Colin Theisen	2	2	1	0	5	
14	Austin Pooley	0	1	0	0	+1	1	14	Jesse Lansdell	0	0	0	0	0	
15	Quinn Preston	0	1	0	2	-2	1	15	Alex Steeves	0	1	0	1	-1	
17	Sam McCormick	0	2	0	0	2	0	17	Pierce Crawford	0	2	0	1	3	
18	Michael Gildon	0	0	0	0	-1	1	18	Graham Slaggett	0	0	1	0	-1	
19	Matthew Jennings	0	0	0	0	0	0	19	Mike O'Leary	0	0	0	0	-1	
24	Ryan O'Connell	0	0	0	0	-2	20	Jake Pivonka	0	2	1	3	+3		
29	Gustaf Westlund	1	1	1	0	3	0	21	Spencer Stastney	0	1	0			

**Hockey Game Box Score (Final)**  
**#4 Notre Dame vs #15 Wisconsin (Nov 15, 2019 at Madison, Wis.)**

Notre Dame (7-1-1, 3-1-1-0 B1G) vs. Wisconsin (6-5-0, 1-2-0-0 B1G)  
 Date: Nov 15, 2019 • Location: Madison, Wis. • Arena: Kohl Center  
 Attendance: 9698 • Start time: 7:02 pm • End time: 9:21 pm • Total time: 2:19

Prd	Time	Team	Scored by	Assists	Vis. on ice	Home on ice	Goals by Period
Team	1	2	3	Tot			
1.	1st 17:10	UW	PP Cole Caulfield/9	K'Andre Miller/2 Alex Turcotte/7	27,6,29,20	8,19,15,4,13	UND 0 0 0 0 UW 1 1 1 3
2.	2nd 12:01	UW	PP Roman Ahcan/5	Dylan Holloway/4 Alex Turcotte/8	5,6,18,11	13,4,15,18,19	
3.	3rd 17:20	UW	EN Linus Weissbach/2	Owen Lindmark/3 K'Andre Miller/3	16,27,19,20,4,24	9,18,5,4,19	

**TEAM SUMMARY**

#	Notre Dame	G	A	PI	Sh	+/-	BI	#	Wisconsin	G	A	PI	Sh	+/-	BI
2	Nate Clurman	0	0	0	3	0	2	2	Wyatt Kalynuk	0	0	0	3	0	4
4	Nick Leivermann	0	0	0	2	-1	4	4	Dylan Holloway	0	1	0	4	+1	0
5	Matt Hellickson	0	0	2	0	0	2	5	Tyler Inamoto	0	0	0	1	+1	1
6	Tory Dello	0	0	1	0	1	1	7	Mike Vorlicky	0	0	0	0	0	0
8	Matt Steeves	0	0	0	0	0	0	8	Cole Caulfield	1	0	0	3	0	0
10	Cam Burke	0	0	0	0	0	0	9	Linus Weissbach	1	0	2	3	+1	0
11	Cal Burke	0	0	0	0	0	0	11	Jack Gorniak	0	0	0	2	0	0
13	Colin Theisen	0	0	0	3	0	0	12	Mick Messner	0	0	0	3	0	0
14	Jesse Lansdell	0	0	2	0	0	0	13	Roman Ahcan	1	0	2	4	0	3
16	Alex Steeves	0	0	0	2	-1	0	15	Alex Turcotte	0	2	0	1	0	0
17	Pierce Crawford	0	0	2	1	0	0	16	Tarek Baker	0	0	2	1	0	2
18	Graham Slaggett	0	0	0	1	0	0	18	Owen Lindmark	0	1	0	0	+1	1
19	Mike O'Leary	0	0	0	2	-1	0	19	K'Andre Miller	0	2	0	4	+1	1
20	Jake Pivonka	0	0	0	1	-1	2	20	Josh Ess	0	0	0	1	0	1
24	Spencer Stastney	0	0	2	0	-1	1	21	Ty Emberson	0	0	0	0	0	4
25	Solaj Bakich	0	0	0	0	0	0	24	Sean Dhooghe	0	0	0	1	0	0
26	Cam Morrison	0	0	0	0	0	0	25	Dominic Mersch	0	0	0	1	0	0
27	Trevor Janicke	0	0	0	0	-1	2	27	Ryder Donovan	0	0	0	0	0	0
29	Charlie Raith	0	0	0	1	0	1	29	Brock Caufield	0	0	2	0	0	0
30	Ryan Bischel	dnp						1	Jack Berry	dnp					
33	Nick Sanford	dnp						35	Johan Blomquist	dnp					
Totals								Totals							
0								8 22 -6 16							
								3 6 6 35 +5 17							

**GOALTENDERS**

#	Notre Dame	Dec	Min	GA	1	2	3	Saves	#	Wisconsin	Dec	Min	GA	1	2	3	Saves
32	Cale Morris	L	58:29	2	15	6	11	32	32	Daniel Lebedeff	W	60:00	0	5	9	8	22
EMPTY NET																	

**PENALTY SUMMARY**

Prd	Player	Team	MinOffense	Time	Prd	Player	Team	MinOffense	Time		
1st	Matt Hellickson	UND	2.Cross-Checking	15:53	PP	2nd	Roman Ahcan	UW	2.Goaltender Interference	4:46	PP
1st	Spencer Stastney	UND	2.Hooking	18:45	3rd	Pierce Crawford	UND	2.Roughing	04:11		
1st	Linus Weissbach	UW	2.Embarrassment	18:45	3rd	Tarek Baker	UW	2.Roughing	04:11		
2nd	Jesse Lansdell	UND	2.Tripping	11:33	PP						

Win-Daniel Lebedeff (6-5-0). Loss-Cale Morris (4-1-1).  
 Timeout UW with 4:11 left in 3rd period

Referee's signature

**Hockey Game Box Score (Final)**  
**#4 Notre Dame vs #15 Wisconsin (Nov 16, 2019 at Madison, Wis.)**

Notre Dame (8-1-1, 4-1-1-0 B1G) vs. Wisconsin (6-6-0, 1-3-0-0 B1G)  
 Date: Nov 16, 2019 • Location: Madison, Wis. • Arena: Kohl Center  
 Attendance: 12593 • Start time: 7:07 pm • End time: 9:35 • Total time: 2:28

Prd	Time	Team	Scored by	Assists	Vis. on ice	Home on ice	Goals by Period
Team	1	2	3	Tot			
1.	1st 00:34	UND	EV Trevor Janicke/5	Jesse Lansdell/3 Nate Clurman/4	27,14,20,224	13,15,18,221	UND 2 1 1 5 UW 2 0 2 0 4
2.	2nd 06:37	UW	EV Dylan Holloway/2	Linus Weissbach/11 Owen Lindmark/6	27,19,4,5,26	4,9,19,5,24	
3.	1st 11:17	UND	EV Cam Burke/2	Matt Steeves/3 Nate Clurman/5	10,2,29,17,8	29,12,25,21	
4.	1st 13:06	UW	EV Linus Weissbach/3	Sean Dhooghe/5 Tyler Inamoto/2	16,2,18,13,24	9,24,4,21,2	
5.	2nd 03:49	UND	EV Jesse Lansdell/1	Nick Leivermann/3 Jake Pivonka/4	14,4,20,27,24	25,12,7,5,27	
6.	3rd 00:31	UW	EV Wyatt Kalynuk/2	Cole Caulfield/5 Dylan Holloway/2	2,11,24,20,14	2,8,21,13,15	
7.	3rd 10:57	PP	K'Andre Miller/4	Cole Caulfield/6 Alex Turcotte/9	18,10,6,5	19,8,4,13,15	
8.	3rd 13:36	UND	EV Colin Theisen/4	Alex Steeves/5 Graham Slaggett/3	13,16,6,18,2	2,8,13,15,21	
9.	OT 01:58	UND	EV Alex Steeves/2	Tory Dello/4 Colin Theisen/5	16,6,13,18,2	13,5,19,29,12	

**TEAM SUMMARY**

#	Notre Dame	G	A	PI	Sh	+/-	BI	#	Wisconsin	G	A	PI	Sh	+/-	BI
2	Nate Clurman	0	2	0	6	+2	3	2	Wyatt Kalynuk	1	0	0	5	-1	3
4	Nick Leivermann	0	1	2	2	0	0	4	Dylan Holloway	1	0	0	1	+2	0
5	Matt Hellickson	0	0	0	1	-1	1	5	Tyler Inamoto	0	1	0	1	-1	4
6	Tory Dello	0	1	0	1	+2	3	7	Mike Vorlicky	0	0	0	0	-1	0
8	Matt Steeves	0	1	0	1	+1	0	8	Cole Caulfield	0	2	0	7	0	1
10	Cam Burke	1	0	1	1	+1	0	9	Linus Weissbach	1	1	0	1	+2	1
11	Cal Burke	0	0	0	1	-1	0	11	Jack Gorniak	0	0	2	2	0	1
13	Colin Theisen	1	1	0	5	+1	0	12	Mick Messner	0	0	2	0	-3	0
14	Jesse Lansdell	1	1	0	1	+1	0	13	Roman Ahcan	0	0	0	1	-2	0
16	Alex Steeves	1	1	0	6	+1	0	15	Alex Turcotte	0	2	3	-1	0	1
17	Pierce Crawford	0	0	0	0	+1	0	16	Tarek Baker	0	0	0	1	0	0
18	Graham Slaggett	0	1	2	1	+1	0	18	Owen Lindmark	0	0	0	0	-1	0
19	Mike O'Leary	0	0	2	3	-1	1	19	K'Andre Miller	1	0	0	1	0	0
20	Jake Pivonka	0	0	0	1	+1	0	20	Josh Ess	0	0	0	0	0	1
24	Spencer Stastney	0	0	0	1	0	0	21	Ty Emberson	0	1	0	3	-1	3
25	Solaj Bakich	0	0	0	0	0	0	24	Sean Dhooghe	0	1	0	4	+2	0
26	Cam Morrison	0	0	0	0	-1	0	25	Dominic Mersch	0	0	0	3	-2	0
27	Trevor Janicke	1	0	0	3	+1	2	27	Ryder Donovan	0	0	2	-1	0	0
29	Charlie Raith	0	0	0	0	+1	0	29	Brock Caufield	0	0	0	0	-2	0
T	TEAM	0	2	0	0	0	0	1	Jack Berry	dnp					
30	Ryan Bischel	dnp						35	Johan Blomquist	dnp					
33	Nick Sanford	dnp						37	Nick Sanford	dnp					
Totals								Totals							
5								10 8 36 +1 9							

**GOALTENDERS**

#	Notre Dame	Dec	Min	GA	1	2	3	OT	Saves	#	Wisconsin	Dec	Min	GA	1	2	3	OT	Saves
32	Cale Morris	W	61:58	4	11	7	11	2	31	32	Daniel Lebedeff	OTL	61:58	5	8	11	9	3	31

**PENALTY SUMMARY**

Prd	Player	Team	MinOffense	Time	Prd	Player	Team	MinOffense	Time	
1st	Graham Slaggett	UND	2.Roughing	01:58	1st	Nick Leivermann	UND	2.Cross-Checking	18:43	PP
1st	Jack Gorniak	UW	2.Roughing	01:58	3rd	Alex Turcotte	UND	2.Slashing	05:46	PP
1st	Mike O'Leary	UND	2.Hooking	15:00	3rd	TEAM	UND	2.Too Many Players	0 10:13	PP
1st	Mick Messner	UW	2.Hooking	18:00	PP					

Win-Cale Morris (5-1-1). Loss-Daniel Lebedeff (6-6-0).

**Hockey Game Box Score (Final)**  
**#3 Notre Dame vs Michigan State (Nov 22, 2019 at East Lansing, Mich.)**

Notre Dame (8-1-1, 4-1-2-1) vs. Michigan State (5-5-1, 3-1-1-0)  
 Date: Nov 22, 2019 • Location: East Lansing, Mich. • Arena: Munn Ice Arena  
 Attendance: 4898 • Start time: 7:41 PM • End time: 9:41 PM • Total time: 2:41

Prd	Time	Team	Scored by	Assists	Vis. on ice	Home on ice	Goals by Period
Team	1	2	3	Tot			
1.	2nd 05:17	MSU	EV Saliba, Sam/1	Kryger, Cole/3 Lambdin, Logan/4 Cam Morrison/8	13,2,15,16,24	8,7,1,20,15,10	UND 0 0 0 0 MSU 0 1 0 0 1
2.	3rd 18:21	ND	EX Michael Graham/1	Mike O'Leary/8	15,13,4,19,11,26	16,11,10,5,7,22	

**TEAM SUMMARY**

#	Notre Dame	1	2	3	OT	Tot	+/-	#	Michigan State	1	2	3	OT	Tot	+/-
2	Nate Clurman	0	1	0	0	1	-1	8	Kryger, Cole	0	2	0	0	2	+1
3	Ryan Carmichael	0	0	0	0	0	0	9	Lewandowski, Mitch	0	1	0	0	1	0
4	Nick Leivermann	0	1	1	0	2	+1	10	Saliba, Sam	0	3	0	0	3	0
5	Matt Hellickson	0	1	0	0	1	0	11	App, Tommy	0	0	0	0	-1	0
6	Tory Dello	0	1	3	2	6	0	12	Miller, Tommy	0	0	0	0	0	0
10	Cam Burke	1	1	1	0	3	0	14	Goodrich, Adam	0	1	0	0	1	0
11	Cal Burke	1	2	1	5	+1	15	Kryger, Christian	0	0	0	0	0	+1	0
13	Colin Theisen	3	1	0	4	0	0	16	Stevens, Brody	0	0	1	0	-1	0
14	Jesse Lansdell	1	0	0	1	0	0	18	Stachowiak, Wojciec	0	1	1	0	2	0
15	Michael Graham	0	1	1	0	2	0								

**Hockey Game Box Score (Final)**  
**#15 Bowling Green vs #4 Notre Dame (Nov 29, 2019 at Notre Dame, Ind.)**

Bowling Green (9-5-0, 5-3-0-0 WCHA) vs. Notre Dame (8-3-2, 4-2-1 B1G)  
 Date: Nov 29, 2019 • Location: Notre Dame, Ind. • Arena: Compton Family Arena  
 Attendance: 5271 • Start time: 7:05 PM • End time: 9:15 PM • Total time: 2:10

Prd	Time	Team	Scored by	Assists	Vis. on ice	Home on ice	Goals by Period			
Team	1	2	3	Tot	ND	1	2	3	Tot	
1	1st 03:07	BGSU	EV LINKENHELD, Casey/2	Nick Liefermann/4 Mike O'Leary/9	17,18,22,23	29,17,14,6,10	1	0	0	1
2	1st 10:23	ND	PP Cam Morrison/3	KRUSE, Brandon/10 JOHNSON, Max/5	2,20,25,27	26,4,19,13,11	0	1	0	1
3	2nd 07:32	BGSU	PP BARBER, Alex/2	KRUSE, Brandon/10 JOHNSON, Max/5	6,28,10,20,23	11,18,24,12	1	0	0	1
4	2nd 14:42	BGSU	EV KRUSE, Brandon/1	FORD, Connor/7 CRAGGS, Sam/2	28,20,21,6,23	18,20,2,27,24	1	0	0	1
5	2nd 17:07	BGSU	EV RAUHAUSER, Alec/6	MUSSER, Carson/3 WRIGHT, Cameron/3	23,7,8,25,16	8,2,17,29,10	1	0	0	1
6	3rd 05:53	BGSU	PP LETOURNEAU, Frederic	WRIGHT, Cameron/3 CULLEN, Will/4	8,16,21,11,27	27,24,20,2	1	0	0	1
7	3rd 15:29	ND	EV Jake Pivonka/4	Spencer Stastney/6 Alex Steeves/6	27,8,11,2,18	20,24,26,15,16	0	1	0	1

TEAM SUMMARY						
#	Bowling Green	1	2	3	Tot +/-	
2	CULLEN, Will	0	0	0	-1	
3	MUSSER, Carson	1	0	0	1	
5	BARBER, Alex	0	3	6	+1	
7	LLOYD, TJ	0	1	0	+2	
8	LETOURNEAU, Frede	0	0	3	0	
10	JOHNSON, Max	0	0	1	0	
11	SCHNEIDER, Taylor	0	0	0	-1	
14	WELLS, Justin	0	0	0	0	
15	DOUGHERTY, Evan	2	0	0	2	
16	WRIGHT, Cameron	2	2	2	+1	
17	LINKENHELD, Casey	1	0	0	+1	
18	ST-JEAN, Trevor	1	0	0	1	
20	FORD, Connor	0	0	0	+1	
21	DALTON, Jacob	0	0	0	+1	
22	PITTERS, Adam	0	0	0	+1	
23	RAUHAUSER, Alec	1	1	2	+3	
25	CRAGGS, Sam	0	0	0	+1	
27	THEOCHARIDIS, Tim	0	2	1	-1	
28	KRUSE, Brandon	1	1	0	2	
32	RICH, Brett	dnp				
40	ROSE, Zack	dnp				
Totals		9	12	10	31	+10

GOALTENDERS								
#	Bowling Green	Dec	Min	GA	1	2	3	Saves
31	DOP, Eric	W	60:00	2	12	12	3	27

PENALTY SUMMARY				
Prd	Player	Team	MinOffense	Time
1st	BARBER, Alex	BGSU	2.Tripping	09:25 PP
1st	Tory Dello	ND	2.Slashing	16:24 PP
2nd	Tory Dello	ND	2.Holding	06:59 PP

PENALTY SUMMARY				
Prd	Player	Team	MinOffense	Time
1st	David Cotton/12	BGSU	2.Tripping	09:25 PP
3rd	WRIGHT, Cameron	BGSU	2.Holding	07:43 PP
3rd	ST-JEAN, Trevor	BGSU	2.Tripping	13:28 PP

Win-DOP, Eric (9-4-0). Loss-Cale Morris (5-3-2).

**Hockey Game Box Score (Final)**  
**#5 Notre Dame vs #16 Bowling Green (Nov 30, 2019 at Bowling Green, Ohio)**

Notre Dame (8-4-2) vs. Bowling Green (10-5-0)  
 Date: Nov 30, 2019 • Location: Bowling Green, Ohio • Arena: Slater Ice Arena  
 Attendance: 3382 • Start time: 7:07 pm • End time: 9:37 pm • Total time: 2:30

Prd	Time	Team	Scored by	Assists	Vis. on ice	Home on ice	Goals by Period			
Team	1	2	3	Tot	ND	1	2	3	Tot	
1	1st 01:15	ND	PP Mike O'Leary/7	Cam Morrison/10 Nick Liefermann/5	19,26,11,13	3,8,14,12,5	1	0	0	1
2	1st 14:03	BGSU	PP LETOURNEAU, Frederic	27,20,2,24	8,7,11,16,27		0	1	0	1
3	1st 17:13	BGSU	EV PITTERS, Adam/1	3,17,21,20,6	22,6,14,17,21		0	1	0	1
4	2nd 07:16	ND	EV Trevor Janicke/6	Nick Liefermann/6	27,4,6,19,20	7,10,16,17,27	0	1	0	1
5	2nd 11:09	BGSU	PP WRIGHT, Cameron/10	LETOURNEAU, Fred/ SCHNEIDER, Taylor/	17,24,20,2	16,8,11,7,23	0	1	0	1
6	2nd 18:03	BGSU	EV CRAGGS, Sam/2	RAUHAUSER, Alec/8 MUSSEY, Carson/4	4,6,11,19,26	25,23,7,8,14	0	1	0	1
7	3rd 16:13	BGSU	EV KRUSE, Brandon/2		17,21,24,10	20,28,3,6,14	0	1	0	1

TEAM SUMMARY						
#	Notre Dame	1	2	3	Tot +/-	
2	Nate Clurman	0	0	0	-1	
3	Ryan Carmichael	0	2	0	-1	
4	Nick Liefermann	0	2	0	0	
5	Matt Hellickson	0	2	1	0	
6	Tory Dello	0	1	2	-1	
10	Cam Burke	0	0	0	-1	
11	Cal Burke	0	0	1	-2	
13	Colin Theisen	0	2	0	0	
14	Jesse Lansdell	0	0	0	0	
15	Michael Graham	0	0	0	0	
17	Pierce Crawford	0	0	0	-2	
18	Graham Slaggett	0	0	0	0	
19	Mike O'Leary	1	0	4	0	
20	Jake Pivonka	0	0	0	0	
21	Max Ellis	0	0	0	-2	
24	Spencer Stastney	0	0	0	0	
25	Collin Theisen	0	0	0	0	
26	Cam Morrison	0	0	0	0	
27	Trevor Janicke	1	0	2	+1	
32	Cale Morris	dnp				
33	Nick Sanford	dnp				
Totals		2	4	8	27	-10

TEAM SUMMARY						
#	Bowling Green	1	2	3	Tot +/-	
3	MUSSEY, Carson	0	0	0	+1	
4	DALY, Garrett	0	0	0	1	
6	BARBER, Alex	0	0	0	3	
7	LLOYD, TJ	0	0	0	1	
8	Tory Dello	0	1	1	-1	
10	JOHNSON, Max	0	0	0	2	
11	LINKENHELD, Ca	0	1	0	0	
20	FORD, Connor	0	0	0	3	
21	DALTON, Jacob	0	0	0	1	
22	PITTERS, Adam	1	0	0	1	
23	RAUHAUSER, Alec	0	1	2	+1	
25	CRAGGS, Sam	0	0	0	0	
27	THEOCHARIDIS, Tim	0	2	2	-1	
28	KRUSE, Brandon	0	0	0	0	
29	DANOLE, Chase	0	0	0	5	
32	RICH, Brett	dnp				
40	ROSE, Zack	dnp				
Totals		5	4	6	35	+14

GOALTENDERS								
#	Notre Dame	Dec	Min	GA	1	2	3	Saves
30	Ryan Bischel	L	59:42	5	5	16	9	30

GOALTENDERS								
#	Bowling Green	Dec	Min	GA	1	2	3	Saves
31	DOP, Eric	W	60:00	2	12	12	3	27

PENALTY SUMMARY				
Prd	Player	Team	MinOffense	Time
1st	THEOCHARIDIS, Tim	BGSU	2.Hooking	00:21 PP
1st	RAUHAUSER, Alec	BGSU	2.Cross-Checking	01:31 PP
1st	Matt Hellickson	ND	2.Boarding	04:21 PP
1st	DOUGHERTY, Evan	BGSU	2.Tripping	07:40 PP

PENALTY SUMMARY				
Prd	Player	Team	MinOffense	Time
1st	Ryan Carmichael	ND	2.Interference	12:53 PP
2nd	Colin Theisen	ND	2.Holding	02:07 PP
2nd	Tory Dello	ND	2.Cross-Checking	10:00 PP

Win-DOP, Eric (9-4-0). Loss-Ryan Bischel (3-1-0).

Referee's signature

**Hockey Game Box Score (Final)**  
**#7 Notre Dame vs #9 Boston College (Dec 06, 2019 at Chestnut Hill, Mass.)**

Notre Dame (8-5-2, 4-2-2 BIG 10) vs. Boston College (10-4-0, 5-2-0 HEA)  
 Date: Dec 06, 2019 • Location: Chestnut Hill, Mass. • Arena: Kelley Rink  
 Attendance: 7295 • Start time: 7:01 • End time: 9:11 • Total time: 2:10

Prd	Time	Team	Scored by	Assists	Vis. on ice	Home on ice	Goals by Period			
Team	1	2	3	Tot	ND	1	2	3	Tot	
1	2nd 02:41	BC	EV Julius Mattila/5	David Cotton/12 Logan Hutsko/5	17,11,5,29	26,17,9,22,6	0	0	0	0
2	2nd 14:27	BC	EV Logan Hutsko/7	Drew Helleston/4 Alex Newhook/6	15,26,5,6,11	9,4,18,5,19	0	0	0	0
3	2nd 16:49	BC	SH Patrick Gilles/2		11,15,26,19,4	24,25,8,4	0	0	0	0
4	3rd 12:33	BC	EV David Cotton/7	Connor Moore/4	16,5,10,17,2	17,9,26,6,5	0	0	0	0

TEAM SUMMARY						
#	Notre Dame	1	2	3	Tot +/-	
2	Nate Clurman	0	1	1	-2	
4	Nick Liefermann	0	1	2	-1	
5	Matt Hellickson	0	0	0	-2	
6	Tory Dello	0	2	2	-3	
10	Cam Burke	0	1	0	-1	
11	Cal Burke	0	0	0	-2	
13	Colin Theisen	0	2	1	3	
14	Jesse Lansdell	1	0	1	0	
15	Michael Graham	0	1	0	0	
16	Alex Steeves	1	1	0	-1	
17	Pierce Crawford	1	0	1	-2	
18	Graham Slaggett	0	2	0	0	
19	Mike O'Leary	0	1	0	-1	
20	Jake Pivonka	1	0	0	0	
21	Max Ellis	1	0	0	0	
24	Spencer Stastney	0	1	2	0	
26	Cam Morrison	0	1	0	-2	
27	Trevor Janicke	0	1	2	0	
29	Charlie Raith	0	0	0	0	
30	Ryan Bischel	dnp				
33	Nick Sanford	dnp				
Totals		5	13	8	26	-15

TEAM SUMMARY						
#	Boston College	1	2	3	Tot +/-	
2	Michael Karow	0	0	0	0	
3	Luke McNinis	0	0	0	0	
4	Drew Helleston	0	1	0	+2	
5	Marshall Warren	3	0	0	+2	
6	Ben Finkelstein	1	2	0	+3	
7	Connor Moore	0	0	0	0	
8	Jesper Mattila	0	0	0	+1	
9	Logan Hutsko	0	3	2	+2	
11	Jack McBain	1	3	0	4	
12	Matt Boldy	1	0	1	0	
17	Pierce Crawford	0	0	2	+1	
18	Alex Newhook	0	1	0	+1	
19	Mike Hardman	0	0	0	+1	
22	Appeli Rasanen	0	1	0	1	
24	Patrick Gilles	2	1	0	3	
25	Marc McLaughlin	0	0	0	+1	
26	Julius Mattila	0	1	0	+1	
27	Graham McPhee	0	1	0	0	
29	Charlie Raith	0	0	0	0	
31	Jack Moffatt	dnp				
35	Ryan Edquist	dnp				
Totals		8	14	4	26	+7

GOALTENDERS								
#	Notre Dame	Dec	Min	GA	1	2	3	Saves
32	Cale Morris	L	60:00	4	8	11	3	22

GOALTENDERS								
#	Boston College	Dec	Min	GA	1	2	3	Saves
30	Spencer Knight	W	60:00	0	5	13	8	26

PENALTY SUMMARY				
Prd	Player	Team	MinOffense	Time
2nd	Tory Dello	ND	2.Tripping	00:52 PP
2nd	Jack McBain	BC	2.Hooking	04:40 PP
2nd	Graham McPhee	BC	2.High Sticking	07:09 PP

PENALTY SUMMARY				
Prd	Player	Team	MinOffense	Time
2nd	Graham McPhee	BC	2.Charging	15:58 PP
2nd	Tory Dello	ND	2.Hooking	18:38 PP

Win-Spencer Knight (10-4-0). Loss-Cale Morris (5-4-2).

Referee's signature

**Hockey Game Box Score (Final)**  
**#7 Penn State vs #14 Notre Dame (Dec 13, 2019 at Notre Dame, Ind.)**

Penn State (13-5-0, 8-3-0-0 B1G) vs. Notre Dame (8-7-2-4-3-2-1 B1G)  
 Date: Dec 13, 2019 • Location: Notre Dame, Ind. • Arena: Compton Family Arena  
 Attendance: 3806 • Start time: 7:05 PM • End time: 9:31 PM • Total time: 2:26

Prd	Time	Team	Scored by	Assists	Vis. on ice	Home on ice	Goals by Period				
1	2	3	Tot	+	-		1	2	3	Tot	
1	1st 10:12	ND	EV Cam Morrison/4	Nick Leivermann/7	4,6,20,13,27	26,4,5,15,16	PSU	0	1	3	4
2	2nd 09:59	PSU	EV Smirnov, Denis/7	Matt Hellickson/4	25,10,14,4,6	2,17,19,18,27	ND	1	0	1	2
3	3rd 04:45	ND	EV Alex Steeves/3	Matt Hellickson/5	25,14,18,16,10	16,5,6,15,26					
4	3rd 08:20	PSU	EV DeNaples, Paul/2	Michael Graham/4	3,2,10,14,25	5,15,16,24,26					
5	3rd 10:15	PSU	PP Barratt, Evan/7	Biro, Brandon/10	17,20,26,18,18	5,6,11,18					
6	3rd 18:35	PSU	EN Talvitie, Aarne/5	Folkes, Liam/8	20,2,13,3,27	4,11,13,15,19,26					

**TEAM SUMMARY**

#	Penn State	1	2	3	Tot	+/-	#	Notre Dame	1	2	3	Tot	+/-
2	Huitts, Cole	0	1	2	3	+2	2	Nate Clurman	2	0	0	2	-1
3	DeNaples, Paul	1	0	1	2	+2	4	Nick Leivermann	1	1	0	2	0
4	Myllari, Kris	1	0	1	2	+1	5	Matt Hellickson	0	0	0	+1	
6	Gobetz, James	1	0	0	1	0	6	Tory Dello	0	0	0	+1	
10	Biro, Brandon	2	0	0	2	+1	10	Cam Burke	1	0	1	0	
13	Pavlychev, Nikita	2	0	0	2	0	11	Cal Burke	1	2	5	-1	
14	Sucesse, Nate	2	2	0	4	+1	13	Colin Theisen	2	1	4	-1	
16	Snell, Mason	0	2	0	2	-1	14	Jesse Lansdell	1	0	1	0	
17	Barratt, Evan	0	2	2	4	0	15	Michael Graham	1	0	2	3	
18	Phillips, Clayton	1	1	1	3	-1	17	Alex Steeves	1	0	3	+1	
19	McMenamin, Conno	0	1	1	2	0	17	Pierce Crawford	0	0	0	-1	
20	Talvitie, Aarne	0	0	1	1	0	24	Spencer Stastney	0	2	0	-1	
21	Wall, Kevin	0	1	0	1	0	18	Mike O'Leary	2	1	1	-2	
22	Stevens, Alex	0	0	0	0	0	20	Jake Pivonka	0	0	2	0	
24	Pilewicki, Adam	0	0	0	0	0	21	Max Ellis	0	1	2	0	
25	Smirnov, Denis	2	3	1	6	+1	24	Spencer Stastney	0	1	0	-1	
26	Folkes, Liam	1	0	2	3	0	26	Cam Morrison	1	1	0	2	
27	Stenscheln, Sa	2	1	1	4	0	27	Trevor Janicke	0	1	2	-1	
29	MacEachern, G	0	0	0	0	0	29	Charlie Ralith	0	1	0	1	
T	TEAM	0	0	0	0	0	T	TEAM	0	0	0	0	0
32	Holtforster, Will	dnp					30	Ryan Bischel	dnp				
35	Auto, Oskar	dnp					33	Nick Sanford	dnp				
Totals		15	13	12	40	+5	Totals		13	12	17	42	-6

**GOALTENDERS**

#	Penn State	Dec	Min	GA	1	2	3	Saves	#	Notre Dame	Dec	Min	GA	1	2	3	Saves
31	Jones, Peyton	W	60:00	2	12	12	16	40	32	Cale Morris	L	58:46	3	15	4	1	20
	EMPTY NET									EMPTY NET							

**PENALTY SUMMARY**

Prd	Player	Team	Min	Offense	Time	Prd	Player	Team	Min	Offense	Time
1st	Cam Burke	ND	2:Face-Off Violation	05:43	PP	2nd	Mike O'Leary	ND	2:Cross-Checking	17:45	PP
2nd	Wall, Kevin	PSU	2:Checking From Behind	02:50	PP	3rd	Michael Graham	PSU	2:High Sticking	08:20	PP
2nd	Matt Hellickson	ND	2:Hooking	05:15	PP	3rd	Biro, Brandon	PSU	2:Tripping	19:17	PP
2nd	Phillips, Clayton	PSU	2:Interference	06:27	PP						

Win-Jones, Peyton (12-4-0). Loss-Cale Morris (5-6-2).

**Hockey Game Box Score (Final)**  
**#19 Western Michigan vs #15 Notre Dame (Jan 03, 2020 at Notre Dame, Ind.)**

Western Michigan (7-7-3, 3-4-1-1 NCHC) vs. Notre Dame (9-7-3, 5-3-2-1 B1G)  
 Date: Jan 03, 2020 • Location: Notre Dame, Ind. • Arena: Compton Family Arena  
 Attendance: 3247 • Start time: 7:10 PM • End time: 9:40 PM • Total time: 2:30

Prd	Time	Team	Scored by	Assists	Vis. on ice	Home on ice	Goals by Period				
1	2	3	Tot	+	-		1	2	3	Tot	
1	2nd 09:49	ND	EV Cam Morrison/5	Michael Graham/6	21,12,13,3,2	26,15,16,6,4	WMU	0	1	0	1
2	2nd 10:42	WMU	EV BAFIA, Luke/1	Alex Steeves/8	4,11,16,17,28	2,18,19,11,4	ND	0	1	0	1

**TEAM SUMMARY**

#	Western Michigan	1	2	3	Tot	+/-	#	Notre Dame	1	2	3	Tot	+/-	
2	BENNETT, Kale	0	0	1	1	-1	2	Nate Clurman	0	0	1	1	-1	
3	JOYAUX, Michael	0	2	1	3	-1	3	Ryan Carmichael	0	0	0	0	0	
4	BAFIA, Luke	0	1	0	1	+1	4	Nick Leivermann	1	1	2	5	0	
6	BRICKEY, Scooter	0	0	0	0	0	5	Matt Hellickson	0	0	0	0	0	
7	ATTARD, Ronnie	1	0	1	2	0	5	Tory Dello	0	1	2	3	+1	
9	DIPIETRO, Dawson	2	0	1	3	0	8	Matt Steeves	0	1	0	1	0	
10	COURTNALL, Lawton	0	2	0	2	0	10	Cam Burke	0	0	0	0	0	
11	KINGSTON, Rhett	0	0	1	1	+1	11	Cal Burke	0	2	2	6	-1	
12	GALLANT, Cole	0	2	1	3	-1	13	Colin Theisen	1	0	0	1	0	
13	WORRAD, Drew	0	1	0	1	-1	14	Jesse Lansdell	0	0	1	1	0	
14	POLIN, Jason	3	0	0	3	0	15	Michael Graham	0	1	2	3	+1	
16	MCGING, Hugh	2	0	0	2	+1	16	Alex Steeves	0	2	0	2	+1	
17	ALLISON, Wade	0	1	0	1	-1	17	Pierce Crawford	0	1	0	1	0	
21	PASSOLT, Josh	0	2	1	3	-1	18	Graham Slaggett	0	0	1	1	-1	
22	RUESCHHOFF, Austin	0	2	1	3	0	18	Mike O'Leary	0	0	1	1	-1	
23	WASHE, Paul	5	1	0	6	0	21	Max Ellis	0	1	0	2	0	
25	KUCHAREK, Jared	0	1	0	2	0	26	Cam Morrison	0	2	0	2	+1	
26	FRANK, Ethan	0	0	0	0	0	27	Trevor Janicke	0	0	0	0	0	
28	LEE, Cam	0	1	1	2	+1	29	Charlie Ralith	0	1	0	1	0	
31	MASSEY, Will	dnp					30	Ryan Bischel	dnp					
33	BLACKER, Ben	dnp					33	Nick Sanford	dnp					
Totals		13	15	10	5	43	0	Totals		2	13	4	33	0

**GOALTENDERS**

#	Western Michigan	Dec	Min	GA	1	2	3	Saves	#	Notre Dame	Dec	Min	GA	1	2	3	Saves
30	BUSSI, Brandon	T	64:50	1	2	12	14	4	32	32	Cale Morris	T	65:00	1	13	14	10
	EMPTY NET																

**PENALTY SUMMARY**

Prd	Player	Team	Min	Offense	Time	Prd	Player	Team	Min	Offense	Time
1st	DIPIETRO, Dawson	WMU	2:Goalie Interference	03:55	PP	1st	Max Ellis	ND	2:Hooking	11:49	PP
1st	Cam Morrison	ND	2:Tripping	06:45	PP	1st	BAFIA, Luke	WMU	2:roughing	14:29	PP
1st	Tory Dello	ND	2:Interference	08:32		2nd	RUESCHHOFF, Austin	WMU	2:Cross-Checking	05:25	PP

Western Michigan-BUSSI, Brandon (7-7-3). Notre Dame-Cale Morris (6-6-3).

Referee's signature

**Hockey Game Box Score (Final)**  
**#7 Penn State vs #14 Notre Dame (Dec 14, 2019 at Notre Dame, Ind.)**

Penn State (13-6-0, 8-4-0-0 B1G) vs. Notre Dame (9-7-2, 5-3-2-1 B1G)  
 Date: Dec 14, 2019 • Location: Notre Dame, Ind. • Arena: Compton Family Arena  
 Attendance: 4306 • Start time: 6:05 PM • End time: 8:22 PM • Total time: 1:17

Prd	Time	Team	Scored by	Assists	Vis. on ice	Home on ice	Goals by Period				
1	2	3	Tot	+	-		1	2	3	Tot	
1	1st 07:35	ND	EV Max Ellis/1	Jesse Lansdell/4	20,27,22,13,4	21,14,17,24,29	PSU	0	0	0	0
2	2nd 09:05	ND	EV Alex Steeves/4	Matt Hellickson/6	16,17,18,19,26	16,5,6,15,26	ND	1	2	0	3
3	2nd 15:15	ND	EV Graham Slaggett/2	Matt Hellickson/7	13,16,18,20,27	18,5,19,16,16					

**TEAM SUMMARY**

#	Penn State	1	2	3	Tot	+/-	#	Notre Dame	1	2	3	Tot	+/-
2	Huitts, Cole	2	0	1	3	0	2	Nate Clurman	0	0	0	0	0
3	DeNaples, Paul	1	2	4	7	0	4	Nick Leivermann	0	0	0	0	0
4	Myllari, Kris	0	0	0	0	-1	5	Matt Hellickson	0	0	0	+2	
7	Bell, Evan	1	0	0	1	0	6	Tory Dello	1	0	0	+2	
10	Biro, Brandon	2	0	2	4	0	11	Cal Burke	1	0	1	2	0
13	Pavlychev, Nikita	1	2	1	4	-2	13	Colin Theisen	2	2	0	4	0
14	Sucesse, Nate	2	1	2	5	0	14	Jesse Lansdell	1	1	2	+1	
16	Snell, Mason	1	0	1	2	-1	15	Michael Graham	1	0	1	+1	
17	Barratt, Evan	0	1	1	2	-1	16	Alex Steeves	1	1	0	+2	
18	Phillips, Clayton	0	0	0	0	-2	17	Pierce Crawford	0	0	0	+1	
19	McMenamin, Conno	0	0	2	2	-1	18	Graham Slaggett	0	1	1	+1	
20	Talvitie, Aarne	0	0	0	0	-2	18	Mike O'Leary	1	0	1	+1	
21	Wall, Kevin	0	0	1	1	0	20	Jake Pivonka	1	1	2	0	
22	Stevens, Alex	1	1	0	2	-1	21	Max Ellis	2	0	2	+1	
25	Smirnov, Denis	0	0	0	0	0	24	Spencer Stastney	1	0	1	+1	
26	Folkes, Liam	2	0	0	2	-1	25	Slaggett,					

### #1 Dylan St. Cyr

#### Saves

-- 46 (vs. Denver 10/13/17)

#### Goals Against

5 (2x - vs. Omaha 10/26/17)

#### Shutouts (2)

-- vs. Alabama Huntsville 10/7/17 (W, 4-0; 34 saves)

-- vs. RPI 12/1/18 (W, 3-0; 33 saves)

### #2 Nate Clurman

Goals: n/a

Assists: 2 (at Wisconsin 11/16/19)

Points: 2 (at Wisconsin 11/16/19)

Multi-Point Games: 1

Point Streak: n/a

Most Recent Goal: n/a

### #3 Ryan Carmichael

Goals: n/a

Assists: n/a

Points: n/a

Multi-Point Games: n/a

Point Streak: n/a

Most Recent Goal: n/a

### #4 Nick Leivermann

Goals: 2 (at Minnesota 11/1/19)

Assists: 2 (at Bowling Green 11/30/19)

Points: 2 (at Minnesota 11/1/19)

Multi-Point Games: 2

Point Streak: 3 games (Oct. 13 - 25.; 0-2-2)

Most Recent Goal: at Michigan State 11/23/19

### #5 Matt Hellickson

Goals: 1 (10x - at Western Michigan 1/5/20)

Assists: 2 (5x - vs. Penn State 12/14/19)

Points: 3 (at Penn State 12/7/18)

Multi-Point Games: 5

Point Streak: 5 games (Oct. 13 - Nov. 2; 2-3-5)

Most Recent Goal: at Western Michigan 1/5/20

### #6 Tory Dello

Goals: 1 (4x - vs. Michigan State 1/25/19)

Assists: 2 (4x - Air Force 10/13/19)

Points: 2 (4x - Air Force 10/13/19)

Multi-Point Games: 4

Point Streak: 4 games (Feb. 12-23; 0-5-5)

Most Recent Goal: vs. Michigan State 1/25/19

### #8 Matt Steeves

Goals: 1 (4x - vs. Penn State 3/1/19)

Assists: 1 (6x - at Wisconsin 11/16/19)

Points: 1 (10x - at Wisconsin 11/16/19)

Multi-Point Games: N/A

Point Streak: 2 games (twice)

Most Recent Goal: vs. Penn State 3/1/19

### #10 Cam Burke

Goals: 1 (6x - at Wisconsin 11/16/19)

Assists: 1 (at Wisconsin 1/18/19)

Points: 1 (7x - at Wisconsin 11/16/19)

Multi-Point Games: n/a

Point Streak: n/a

Most Recent Goal: at Wisconsin 11/16/19

### #11 Cal Burke

Goals: 3 (at Wisconsin 12/9/17 & vs. Mercyhurst 10/12/18)

Assists: 3 (2x - vs. Lake Superior 10/25/19)

Points: 5 (at Omaha 10/20/18)

Multi-Point Games: 15

Point Streak: 7 games (Nov. 17, 2018 - Dec. 31, 2018)

Most Recent Goal: vs. Lake Superior 10/26/19

### #13 Colin Theisen

Goals: 2 (3x - vs. Air Force 10/13/19)

Assists: 2 (4x - at Michigan State 11/23/19)

Points: 3 (Air Force 10/13/19)

Multi-Point Games: 9

Point Streak: 5 games (Oct. 19- Nov. 3, 2017; 3-4-7)

Most Recent Goal: at Wisconsin 11/16/19

### #14 Jesse Lansdell

Goals: 1 (at Wisconsin 11/16/19)

Assists: 1 (4x - vs. Penn State 12/14/19)

Points: 2 (at Wisconsin 11/16/19)

Multi-Point Games: 1

Point Streak: n/a

Most Recent Goal: at Wisconsin 11/16/19

### #15 Michael Graham

Goals: 2 (4x - vs. Wisconsin 2/16/18)

Assists: 3 (at Western Michigan 1/5/20)

Points: 4 (vs. Michigan State 1/25/19)

Multi-Point Games: 7

Point Streak: 3 games (Jan. 18-25, 2019; 6-3-9)

Most Recent Goal: at Michigan State 11/22/19

### #16 Alex Steeves

Goals: 2 (3x - at Western Michigan 1/5/20)

Assists: 2 (at Western Michigan 1/5/20)

Points: 3 (at Western Michigan 1/5/20)

Multi-Point Games: 5

Point Streak: 5 games (Current; 4-3-7)

Most Recent Goal: at Western Michigan 1/5/20 (2)

### #17 Pierce Crawford

Goals: 1 (3x - vs. Ohio State 11/8/19)

Assists: 1 (3x - vs. Penn State 3/2/19)

Points: 1 (6x - vs. Ohio State 11/8/19)

Multi-Point Games: n/a

Point Streak: 2 games (March 1-2; 0-2-2)

Most Recent Goal: vs. Ohio State 11/8/19

### #18 Graham Slaggert

Goals: 1 (5x - vs. Penn State 12/14/19)

Assists: 1 (9x - at Wisconsin 11/16/19)

Points: 1 (14x - vs. Penn State 12/14/19)

Multi-Point Games: n/a

Point Streak: 2 games (Oct. 13 -25.; 1-1-2)

Most Recent Goal: vs. Penn State 12/14/19

### #19 Mike O'Leary

Goals: 2 (3x - vs. Lake Superior 10/26/19)

Assists: 4 (vs. Michigan State 1/25/19)

Points: 4 (2x - vs. Michigan State 1/25/19)

Multi-Point Games: 9

Point Streak: 5 games (Oct. 11 - Nov. 1; 5-7-12)

Most Recent Goal: at Bowling Green 11/30/19

### #20 Jake Pivonka

Goals: 1 (6x - vs. Bowling Green 11/29/19)

Assists: 2 (at Michigan 11/10/18)

Points: 2 (2x - vs. Lake Superior 10/26/19)

Multi-Point Games: 2

Point Streak: 4 games (Oct. 13 - .)

Most Recent Goal: vs. Bowling Green 11/29/19

### #21 Max Ellis

Goals: 1 (vs. Penn State 12/14/19)

Assists: n/a

Points: 1 (vs. Penn State 12/14/19)

Multi-Point Games: n/a

Point Streak: n/a

Most Recent Goal: vs. Penn State 12/14/19

### #22 Jack MacNab

Goals: n/a

Assists: n/a

Points: n/a

Multi-Point Games: n/a

Point Streak: n/a

Most Recent Goal: n/a

### #24 Spencer Stastney

Goals: 1 (3x - at Minnesota 11/1/19)

Assists: 2 (vs. Lake Superior 10/26/19)

Points: 3 (vs. Lake Superior 10/26/19)

Multi-Point Games: 1

Point Streak: N/A

Most Recent Goal: at Minnesota 11/1/19

### #25 Solag Bakich

Goals: 1 (vs. Ohio State 11/8/19)

Assists: n/a

Points: 1 (vs. Ohio State 11/8/19)

Multi-Point Games: n/a

Point Streak: n/a

Most Recent Goal: vs. Ohio State 11/8/19

**#26 Cam Morrison**

Goals: 2 (2x - vs. Michigan State 2/23/18)  
 Assists: 3 (2x - at Minnesota 11/1/19)  
 Points: 3 (4x at at Western Michigan 1/5/20)  
 Multi-Point Games: 15  
 Point Streak: 5 games (Nov. 27, 2018 - Dec. 8, 2018)  
 Most Recent Goal: at Western Michigan 1/5/20

**#27 Trevor Janicke**

Goals: 1 (7x - vs. Boston College 12/8/19)  
 Assists: 1 (3x - vs. Ohio State 11/8/19)  
 Points: 2 (3x - vs. Ohio State 11/8/19)  
 Multi-Point Games: 3  
 Point Streak: 4 games (Oct. 26 - Nov. 8, 2019.; 4-3-7)  
 Most Recent Goal: vs. Boston College 12/8/19

**#28 Christian DiCesare**

Goals: n/a  
 Assists: n/a  
 Points: n/a  
 Multi-Point Games: n/a  
 Point Streak: n/a  
 Most Recent Goal: n/a

**#29 Charlie Raith**

Goals: 1 (at Minnesota 11/1/19)  
 Assists: 1 (vs. Ohio State 11/9/19)  
 Points: 1 (2x - vs. Ohio State 11/9/19)  
 Multi-Point Games: n/a  
 Point Streak: n/a  
 Most Recent Goal: at Minnesota 11/1/19

**#30 Ryan Bischel**

**Saves**  
 -- 33 (vs. Air Force 10/11/19)

**Goals Against**  
 5 (at Bowling Green 11/30/19)

**Shutouts (0)**

**#33 Nick Sanford**

Saves: n/a  
 Goals Against: n/a  
 Shutouts: n/a  
 Points: n/a

**#32 Cale Morris**

**Saves**  
 -- 55 (at Penn State 2/3/18)  
 -- 49 (vs. Michigan State 1/25/19)  
 -- 48 (at Penn State 2/2/18)  
 -- 46 (vs. Penn State 3/23/19)  
 -- 44 (vs. Minnesota 11/24/17)  
 -- 44 (at Penn State 12/7/18)

**Goals Against**

6 (vs. Mercyhurst 10/12/18)

**Shutouts (9)**

-- vs. Penn State 11/11/17 (W, 1-0; 33 saves)  
 -- at RPI 11/18/17 (W, 1-0; 25 saves)  
 -- vs. Minnesota 11/24/17 (W, 1-0; 44 saves)  
 -- at Michigan State 12/2/17 (W, 2-0; 23 saves)  
 -- vs. Providence 10/13/18 (W, 3-0; 22 saves)  
 -- vs. Boston College 12/31/18 (W, 4-0; 20 saves)  
 -- vs. Michigan State 3/8/19 (W, 1-0; 27 saves -- B1G QFinals)  
 -- vs. Michigan State 3/9/19 (W, 2-0; 28 saves -- B1G QFinals)  
 -- vs. Penn State 12/14/19 (W, 3-0; 37 saves)

**Assists (2)**

-- at RPI 11/17/17 (W, 4-1)  
 -- vs. RPI 11/30/18 (W, 5-1)

**Cale Morris 2019-20 Game-by-Game**

Date	Opponent	Score	Minutes	GA	GAAvg	Saves	Save%	W	L	T	PP	SH	EN	PN	SO
Oct 26, 2019	LAKE SUPERIOR STATE	6-4	60:00	4	4.00	29	.879	1	0	0	1	0	0	0	0
Nov 01, 2019	at Minnesota	2-2	65:00	2	2.88	23	.897	1	0	1	0	0	0	0	0
Nov 02, 2019	at Minnesota	5-3	60:00	3	2.92	24	.894	2	0	1	0	0	0	0	0
Nov 08, 2019	OHIO STATE	3-2	63:59	2	2.65	25	.902	3	0	1	0	0	0	0	0
Nov 09, 2019	OHIO STATE	2-1	59:38	1	2.33	24	.912	4	0	1	0	0	0	0	0
Nov 15, 2019	at Wisconsin	0-3	58:29	2	2.29	32	.918	4	1	1	2	0	0	0	0
Nov 16, 2019	at Wisconsin	5-4	61:58	4	2.52	31	.913	5	1	1	1	0	0	0	0
Nov 22, 2019	at Michigan State	1-1	64:25	1	2.31	18	.916	5	1	2	0	0	0	0	0
Nov 23, 2019	at Michigan State	2-3	59:14	3	2.39	26	.913	5	2	2	0	0	0	0	0
Nov 29, 2019	BOWLING GREEN	2-5	40:00	4	2.63	17	.905	5	3	2	1	0	0	0	0
Dec 06, 2019	at Boston College	0-4	60:00	4	2.76	22	.900	5	4	2	1	1	0	0	0
Dec 08, 2019	BOSTON COLLEGE	1-6	50:53	6	3.07	21	.890	5	5	2	2	0	0	0	0
Dec 13, 2019	PENN STATE	2-4	58:46	3	3.07	36	.894	5	6	2	1	0	0	0	0
Dec 14, 2019	PENN STATE	3-0	60:00	0	2.85	37	.903	6	6	2	0	0	0	0	0
Jan 03, 2020	WESTERN MICHIGAN	1-1	65:00	1	2.70	42	.911	6	6	3	0	0	0	0	0
Jan 05, 2020	at Western Michigan	4-1	60:00	1	2.60	40	.916	7	6	3	1	0	0	0	0
Totals			947:22	41	2.60	447	.916	7	6	3	10	1	0	0	0



**Solag Bakich**

Season	GP	G	A	Points	Shots	Shot%	Pen-Min	+/-	PPG	SHG	GWG
2019	9	1	0	1	3	.333	0-0	+2	0	0	0
TOTAL	9	1	0	1	3	.333	0-0	+2	0	0	0

**Ryan Bischel**

Season	GP	G	A	Points	Shots	Shot%	Pen-Min	+/-	PPG	SHG	GWG
2019	6	0	0	0	-	-	0-0	0	0	0	0
TOTAL	6	0	0	0	-	-	0-0	0	0	0	0

Goalie	GP-GS	Minutes	GA	GAAvg	Saves	Save%	W	L	T	Sho	PPG	SHG
2019	6-4	268:32	12	2.68	127	.914	3	1	0	0.0	3	0
TOTAL	6-4	268:32	12	2.68	127	.914	3	1	0	0.0	3	0

**Cal Burke**

Season	GP	G	A	Points	Shots	Shot%	Pen-Min	+/-	PPG	SHG	GWG
2016	35	3	8	11	69	.043	4-8	+3	0	0	1
2017	38	14	12	26	99	.141	3-17	+3	1	0	3
2018	35	12	18	30	112	.107	4-8	+10	5	1	3
2019	20	4	10	14	57	.070	1-2	-2	1	0	1
TOTAL	128	33	48	81	337	.098	12-35	+14	7	1	8

**Cam Burke**

Season	GP	G	A	Points	Shots	Shot%	Pen-Min	+/-	PPG	SHG	GWG
2018	31	4	1	5	31	.129	6-23	-3	0	0	1
2019	19	2	0	2	17	.118	2-4	-5	0	0	1
TOTAL	50	6	1	7	48	.125	8-27	-8	0	0	2

**Ryan Carmichael**

Season	GP	G	A	Points	Shots	Shot%	Pen-Min	+/-	PPG	SHG	GWG
2019	3	0	0	0	-	-	1-2	-1	0	0	0
TOTAL	3	0	0	0	-	-	1-2	-1	0	0	0

**Nate Clurman**

Season	GP	G	A	Points	Shots	Shot%	Pen-Min	+/-	PPG	SHG	GWG
2018	38	0	3	3	27	.000	4-8	+5	0	0	0
2019	20	0	6	6	29	.000	2-4	+5	0	0	0
TOTAL	58	0	9	9	56	.000	6-12	+10	0	0	0

**Pierce Crawford**

Season	GP	G	A	Points	Shots	Shot%	Pen-Min	+/-	PPG	SHG	GWG
2017	8	0	0	0	2	.000	2-4	-1	0	0	0
2018	33	2	3	5	16	.125	1-2	-3	0	1	1
2019	20	1	0	1	21	.048	6-12	-6	0	0	1
TOTAL	61	3	3	6	39	.077	9-18	-10	0	1	2

**Dylan St. Cyr**

Season	GP	G	A	Points	Shots	Shot%	Pen-Min	+/-	PPG	SHG	GWG
2017	5	0	0	0	-	-	0-0	0	0	0	0
2018	6	0	0	0	-	-	0-0	0	0	0	0
TOTAL	11	0	0	0	-	-	0-0	0	0	0	0

Goalie	GP-GS	Minutes	GA	GAAvg	Saves	Save%	W	L	T	Sho	PPG	SHG
2017	5-4	235:11	12	3.06	133	.917	1	2	1	1.0	1	0
2018	6-5	326:57	11	2.02	157	.935	4	1	0	1.0	5	0
TOTAL	11-9	562:08	23	2.45	290	.927	5	3	1	2.0	6	0

**Tory Dello**

Season	GP	G	A	Points	Shots	Shot%	Pen-Min	+/-	PPG	SHG	GWG
2016	39	1	11	12	80	.013	23-65	+5	0	0	0
2017	38	1	1	2	28	.036	9-18	+3	0	0	0
2018	39	2	11	13	63	.032	12-24	+12	0	0	1
2019	20	0	5	5	27	.000	7-14	-1	0	0	0
TOTAL	136	4	28	32	198	.020	51-121	+19	0	0	1

**Max Ellis**

Season	GP	G	A	Points	Shots	Shot%	Pen-Min	+/-	PPG	SHG	GWG
2019	7	1	0	1	11	.091	2-4	-1	0	0	1
TOTAL	7	1	0	1	11	.091	2-4	-1	0	0	1

**Michael Graham**

Season	GP	G	A	Points	Shots	Shot%	Pen-Min	+/-	PPG	SHG	GWG
2018	38	12	10	22	68	.176	5-10	+3	8	0	1
2019	13	1	8	9	18	.056	2-4	+2	0	0	0
TOTAL	51	13	18	31	86	.151	7-14	+5	8	0	1

**Matt Hellickson**

Season	GP	G	A	Points	Shots	Shot%	Pen-Min	+/-	PPG	SHG	GWG
2017	40	3	9	12	49	.061	6-12	+4	3	0	1
2018	39	4	12	16	59	.068	8-16	+6	2	0	1
2019	20	3	7	10	20	.150	5-10	-5	2	0	2
TOTAL	99	10	28	38	128	.078	19-38	+5	7	0	4

**Trevor Janicke**

Season	GP	G	A	Points	Shots	Shot%	Pen-Min	+/-	PPG	SHG	GWG
2019	20	7	3	10	47	.149	2-4	+1	0	0	0
TOTAL	20	7	3	10	47	.149	2-4	+1	0	0	0

**Jesse Lansdell**

Season	GP	G	A	Points	Shots	Shot%	Pen-Min	+/-	PPG	SHG	GWG
2019	20	1	4	5	13	.077	5-21	-3	0	0	0
TOTAL	20	1	4	5	13	.077	5-21	-3	0	0	0

**Nick Leivermann**

Season	GP	G	A	Points	Shots	Shot%	Pen-Min	+/-	PPG	SHG	GWG
2018	22	1	1	2	14	.071	0-0	-1	0	0	0
2019	20	3	7	10	49	.061	3-6	0	2	0	0
TOTAL	42	4	8	12	63	.063	3-6	-1	2	0	0

**Jack MacNab**

**Cale Morris**

Season	GP	G	A	Points	Shots	Shot%	Pen-Min	+/-	PPG	SHG	GWG
2016	1	0	0	0	-	-	0-0	0	0	0	0
2017	37	0	1	1	-	-	1-2	0	0	0	0
2018	34	0	1	1	-	-	0-0	0	0	0	0
2019	16	0	0	0	-	-	0-0	0	0	0	0
TOTAL	88	0	2	2	-	-	1-2	0	0	0	0

Goalie	GP-GS	Minutes	GA	GAAvg	Saves	Save%	W	L	T	Sho	PPG	SHG
2016	1-0	19:43	1	3.04	7	.875	0	0	0	0.0	0	0
2017	37-36	2192:43	71	1.94	1202	.944	27	8	1	4.0	12	2
2018	34-34	2028:47	73	2.16	981	.931	19	12	3	4.0	15	3
2019	16-16	947:22	41	2.60	447	.916	7	6	3	1.0	10	1
TOTAL	88-86	5188:35	186	2.15	2637	.934	53	26	7	9.0	37	6

**Cam Morrison**

Season	GP	G	A	Points	Shots	Shot%	Pen-Min	+/-	PPG	SHG	GWG
2016	40	12	12	24	83	.145	6-12	+5	5	0	1
2017	40	8	15	23	91	.088	6-12	+1	1	0	3
2018	31	11	10	21	79	.139	6-12	-2	1	0	3
2019	20	6	12	18	47	.128	1-2	+11	1	0	0
TOTAL	131	37	49	86	300	.123	19-38	+3	8	0	7

**Mike O'Leary**

Season	GP	G	A	Points	Shots	Shot%	Pen-Min	+/-	PPG	SHG	GWG
2016	37	2	2	4	22	.091	16-40	+1	0	0	0
2017	38	3	6	9	39	.077	12-24	+4	0	0	0
2018	38	6	15	21	60	.100	9-18	+5	2	0	4
2019	20	7	10	17	49	.143	7-14	-2	3	0	1
TOTAL	133	18	33	51	170	.106	44-96	+8	5	0	5

**Jake Pivonka**

Season	GP	G	A	Points	Shots	Shot%	Pen-Min	+/-	PPG	SHG	GWG
2018	39	2	8	10	58	.034	7-25	+2	0	0	2
2019	18	4	4	8	24	.167	4-8	+7	0	0	0
TOTAL	57	6	12	18	82	.073	11-33	+9	0	0	2

**Charlie Raith**

Season	GP	G	A	Points	Shots	Shot%	Pen-Min	+/-	PPG	SHG	GWG
2019	19	1	1	2	17	.059	0-0	+3	0	0	1
TOTAL	19	1	1	2	17	.059	0-0	+3	0	0	1

**Nick Sanford**

**Graham Slaggett**

Season	GP	G	A	Points	Shots	Shot%	Pen-Min	+/-	PPG
--------	----	---	---	--------	-------	-------	---------	-----	-----



1

**DYLAN ST. CYR**


Jr., Goaltender  
Northville, MI



2

**NATE CLURMAN**

So., Defenseman  
Boulder, CO



3

**RYAN CARMICHAEL**

Fr., Defenseman  
Greenwich, CT



4

**NICK LEIVERMANN**

So., Defenseman  
Eden Prairie, MN



5

**MATT HELLICKSON**


Jr., Defenseman  
Rogers, MN



6

**TORY DELLO**

Sr., Defenseman  
Crystal Lake, IL



8

**MATT STEEVES**

Jr., Forward  
Eden Prairie, MN



10

**CAM BURKE**

So., Forward  
Boxborough, MA



11

**CAL BURKE**


Sr., Forward  
Boxborough, MA



13

**COLIN THEISEN**

Jr., Forward  
Monroe, MI



14

**JESSE LANSDELL**


Fr., Forward  
Surrey, British Columbia



15

**MICHAEL GRAHAM**

So., Forward  
Eden Prairie, MN



16

**ALEX STEEVES**

So., Forward  
Eden Prairie, MN



17

**PIERCE CRAWFORD**

Jr., Forward  
Park Ridge, IL



18

**GRAHAM SLAGGERT**

So., Forward  
South Bend, IN



19

**MIKE O'LEARY**

Sr., Forward  
Halifax, Nova Scotia



20

**JAKE PIVONKA**

So., Forward  
Naperville, IL



21

**MAX ELLIS**

Fr., Forward  
Canton, MI



22

**JACK MACNAB**

Fr., Forward  
Indianapolis, IN



24

**SPENCER STASTNEY**

So., Defenseman  
Mequon, WI



**SOLAG BAKICH**  
Fr., Forward  
Dallas, TX




**CAM MORRISON**  
Sr., Forward  
Aurora, Ontario



**TREVOR JANICKE**  
Fr., Forward  
Maple Grove, MN



**CHRISTIAN DICESARE**  
Fr., Defenseman  
Morristown, NJ



**CHARLIE RAITH**  
So., Defenseman  
Winnetka, IL



**RYAN BISCHEL**  
Fr., Goaltender  
Medina, MN



**CALE MORRIS**  
Sr., Goaltender  
Larkspur, CO



**NICK SANFORD**  
Jr., Goaltender  
Morristown, NJ



**JEFF JACKSON**  
Head Coach



**PAUL POOLEY**  
Associate Head Coach



**ANDY SLAGGERT**  
Associate Head Coach




**NICK SIERGIEJ**  
Coordinator of  
Hockey Operations



**RON GROVE**  
Equipment Specialist



**KEVIN RICKS**  
Athletic Trainer




**TONY ROLINSKI**  
Strength and  
Conditioning Coach



**KYLE LAWSON**  
Volunteer  
Assistant Coach



**JACK CEGLARSKI**  
Hockey Operation Intern



**REV. JOHN CONLEY,  
C.S.C.**  
Team Chaplain