



NOTRE DAME HOCKEY

FIGHTING IRISH MEDIA

Director
Athletics Communications

Dan Colleran

dcollera@nd.edu

574-339-9810 (cell)

GAME 25

NOTRE DAME VS. WISCONSIN

JANUARY 24

THE MATCH-UP

| | | |
|-------------------------|--|---|
| Game 25 | Friday, January 24 7:05 p.m. ET | Compton Family Ice Arena Notre Dame, Indiana |
| Records | Notre Dame Fighting Irish 10-10-4, 5-5-3-2 B1G | Wisconsin Badgers 9-12-1, 4-9-1-1 B1G |
| TV & Streaming Coverage | TV: NBC Sports Chicago+ & NBC Sports Philadelphia+ Streaming: NBCSports.com/App | PxP: Tony Simeone Analyst: Juan Jose Rodriguez |
| Radio/Audio Coverage | 94.3 FM (South Bend) & UND.com | Darin Pritchett |

THE SERIES

| | | |
|----------|-------------|---|
| All-Time | UW, 41-23-8 | Last: ND, 5-4 (ot) Nov. 16, 2019 Madison, Wis. Kohl Center |
| At ND | UW, 16-11-5 | Last: ND, 5-2 Feb. 17, 2019 Notre Dame, Ind. Compton Family Ice Arena |

COUNTDOWN TO PUCK DROP

| | |
|-----|--|
| 511 | With Notre Dame's 3-2 win over Penn State in last season's Big Ten Tournament championship game, head coach Jeff Jackson recorded his 500th career win. He now has 511 career wins, which ranks second among active NCAA DI head coaches (spanning six seasons at Lake Superior State and 14+ seasons at Notre Dame). |
| 56 | Junior defenseman Matt Hellickson leads the country with 56 blocked shots this season, while senior defenseman Tory Dello ranks tied for fourth in the NCAA with 52. |
| 14 | A program-record 14 former Fighting Irish players have played in the NHL so far this season, including: Anders Bjork (Boston Bruins), Ian Cole (Colorado Avalanche), Thomas Di Pauli (Pittsburgh Penguins), Steven Fogarty (New York Rangers), Dennis Gilbert (Chicago Blackhawks), Vinnie Hinostroza (Arizona Coyotes), Stephen Johns (Dallas Stars), Anders Lee (New York Islanders), Jordan Gross (Arizona Coyotes), Kyle Palmieri (New Jersey Devils), Andrew Peeke (Columbus Blue Jackets), Bryan Rust (Pittsburgh Penguins) and Riley Sheahan (Edmonton Oilers) and T.J. Tynan (Colorado Avalanche). |
| 13 | Thirteen sets of brothers have suited up for the Irish, including current sets of brothers Cal and Cam Burke and Matt and Alex Steeves . |
| 9 | After posting a 37-save shutout against Penn State (Dec. 14) to close out the first semester, Cale Morris has nine career shutouts to rank fifth in the Irish records book behind Steven Summerhays (13), David Brown (12), Jordan Pearce (12) and Cal Petersen (11). |
| 9 | Sophomore forward Alex Steeves has nine points (6-3-9) over the last nine games, including a pair of two-goal games (at Western Michigan on Jan. 5 and at OSU on Jan. 17). |
| 8 | With the 2019 Big Ten tournament title, Notre Dame has won eight conference championships in program history, each under Jeff Jackson (three regular-season). |
| 7.4 | At 7.4 penalty minutes per game (177 minutes in 24 games), Notre Dame is the least penalized team in the country (RPI is second at 7.7). |
| 6 | With freshman Trevor Janicke joining the program, six father-son combinations have played for the Irish including Trevor and his father, Curtis '93 , as well as sophomore Graham Slaggert and his father/Associate Head Coach Andy Slaggert '89 . |
| 4 | Notre Dame has an active four-year NCAA tournament appearance streak, including Frozen Four appearances in 2017 and 2018, which is the longest streak in program history and is the fourth-longest active streak in the NCAA (the Irish have also appeared in seven of the last 10 NCAA Tournaments). |

2019-20 SCHEDULE // RESULTS

| Date | ND Rk | Opp Rk | Opponent | Location | TV | Time/Score |
|-------------|-------|--------|---------------------|---------------------|----------------|-------------|
| Oct. 6 | 9/10 | --/-- | USNTDP (exh.) | Plymouth, Mich. | CN-900 (Det.) | W, 4-2 |
| Oct. 11 | 8/9 | RV/-- | Air Force | Notre Dame, Ind. | NBCSN | W, 4-3 |
| Oct. 13 | 8/9 | RV/-- | Air Force | Notre Dame, Ind. | NHLN/NBCSC+ | W, 6-1 |
| Oct. 25 | 5/4 | --/-- | Lake Superior State | Notre Dame, Ind. | NBCSN | W, 5-2 |
| Oct. 26 | 5/4 | --/-- | Lake Superior State | Notre Dame, Ind. | NHLN/NBCSC+ | W, 6-4 |
| Nov. 1 | 5/4 | RV/-- | at Minnesota | Minneapolis, Min. | BTN | T, 2-2 (ot) |
| Nov. 2 | 5/4 | RV/-- | at Minnesota | Minneapolis, Min. | FSN | W, 5-3 |
| Nov. 8 | 5/5 | 9/8 | Ohio State | Notre Dame, Ind. | NBCSN | W, 3-2 (ot) |
| Nov. 9 | 5/5 | 9/8 | Ohio State | Notre Dame, Ind. | SNY | W, 2-1 |
| Nov. 15 | 4/3 | 15/15 | at Wisconsin | Madison, Wisc. | FSW | L, 3-0 |
| Nov. 16 | 4/3 | 15/15 | at Wisconsin | Madison, Wisc. | BTN+ | W, 5-4 (ot) |
| Nov. 22 | 3/3 | --/-- | at Michigan State | East Lansing, Mich. | BTN+ | T, 1-1 (ot) |
| Nov. 23 | 3/3 | --/-- | at Michigan State | East Lansing, Mich. | BTN+ | L, 3-2 |
| Nov. 29 | 5/4 | 16/15 | Bowling Green | Notre Dame, Ind. | NBCApp | L, 5-2 |
| Nov. 30 | 5/4 | 16/15 | at Bowling Green | Bowling Green, Ohio | FloHockey | L, 5-2 |
| Dec. 6 | 9/10 | 10/7 | at Boston College | Boston, Mass. | CBS All-Access | L, 4-0 |
| Dec. 8 | 9/10 | 10/7 | Boston College | Notre Dame, Ind. | NBCSP+ | L, 6-1 |
| Dec. 13 | 15/14 | 7/7 | Penn State | Notre Dame, Ind. | NHLN/NBCSC+ | L, 4-2 |
| Dec. 14 | 15/14 | 7/7 | Penn State | Notre Dame, Ind. | NBCApp | W, 3-0 |
| Jan. 3 | 15/RV | 19/-- | Western Michigan | Notre Dame, Ind. | NBCSN | T, 1-1 (ot) |
| Jan. 5 | 15/RV | 19/-- | at West Michigan | Kalamazoo, Mich. | NCHC.tv | W, 4-1 |
| Jan. 10 | 14/14 | --/-- | Michigan | Notre Dame, Ind. | NBCSN | L, 3-0 |
| Jan. 11 | 14/14 | --/-- | Michigan | Notre Dame, Ind. | NBCApp | L, 3-1 |
| Jan. 17 | 18/RV | 9/9 | at Ohio State | Columbus, Ohio | BTN | T, 4-4 (ot) |
| Jan. 18 | 18/RV | 9/9 | at Ohio State | Columbus, Ohio | BTN+ | L, 2-1 |
| Jan. 24 | RV/-- | --/-- | Wisconsin | Notre Dame, Ind. | NBCSC+/NBCSP+ | 7 p.m. |
| Jan. 25 | RV/-- | --/-- | Wisconsin | Notre Dame, Ind. | NBCSC+/NBCSP+ | 6 p.m. |
| Jan. 31 | | | at Penn State | State College, Pa. | BTN | 6 p.m. |
| Feb. 1 | | | at Penn State | State College, Pa. | | 6 p.m. |
| Feb. 14 | | | Minnesota | Notre Dame, Ind. | NBCSN | 7 p.m. |
| Feb. 15 | | | Minnesota | Notre Dame, Ind. | NBCSC+/NBCSP+ | 6 p.m. |
| Feb. 21 | | | at Michigan | Ann Arbor, Mich. | BTN | 6 p.m. |
| Feb. 22 | | | at Michigan | Ann Arbor, Mich. | BTN | 4 p.m. |
| Feb. 28 | | | Michigan State | Notre Dame, Ind. | NBCSN | 7 p.m. |
| Feb. 29 | | | Michigan State | Notre Dame, Ind. | NBCSP+ | 6 p.m. |
| March 6-8 | | | B1G Quarterfinals | Campus Sites | | TBA |
| March 14 | | | B1G Semifinals | Campus Sites | | TBA |
| March 21 | | | B1G Championship | Campus Site | | TBA |
| March 27-29 | | | NCAA Regionals | TBD | | TBA |
| April 9-11 | | | NCAA Frozen Four | Detroit, Mich. | | TBA |

-- Rankings: USCHO.com/USA Today/USA HM; ranking listed at time of game | All times Eastern |

-- TV: NBC Sports Network [NBCSN] | NBC Sports Chicago+ [NBCSC+] | NBC Sports Philadelphia+ [NBCSP+] | Big Ten Network [BTN] | Fox Sports North.+ [FSN] | Fox Sports Midwest [FSW] | SportsNet New York [SNY]

| UNIVERSITY INFORMATION | |
|---|--|
| School | University of Notre Dame |
| Location | Notre Dame, IN 46556 |
| Founded | 1842 |
| Enrollment | 8,530 (undergraduate), 12,393 (total) |
| Nickname | Fighting Irish |
| Colors | Gold and Blue |
| Affiliation | NCAA Division I |
| Conference | Big Ten (B1G) |
| President | Rev. John I. Jenkins |
| Provost | Thomas Burish |
| NCAA Faculty Representative | Patricia Bellia (Harvard '91) |
| Athletics Director | Jack Swarbrick (Notre Dame '76) |
| Sr. Assoc. Athletic Director/Sport Admin. | Tom Nevala (Notre Dame '90) |
| Ticket Office Phone | (574) 631-7356 |
| Home Ice (capacity) | Compton Family Ice Arena (4,850) Charles "Lefty" Smith Rink |
| Ice Surface | 200 x 90 |

| HOCKEY STAFF INFORMATION | |
|----------------------------------|---|
| Head Coach | Jeff Jackson (Michigan State '78) |
| Record at Notre Dame | 329-201-61 (15th season) |
| Record Overall | 511-253-86 (21st season) |
| Regular Season Big Ten Record | 33-23-6 (third season) |
| Associate Head Coach | Paul Pooley (Ohio State '84) |
| Associate Head Coach | Andy Slaggert (Notre Dame '89) |
| Volunteer Assistant Coach | Kyle Lawson (Notre Dame '10) |
| Coordinator of Hockey Operations | Nick Seirgiej (Wisconsin-River Falls '06) |
| Athletic Trainer | Kevin Ricks |
| Equipment Specialist | Ron Grove |
| Strength and Conditioning Coach | Tony Rolinski |
| Administrative Assistant | Sue Halasz |
| Hockey Office Phone | (574) 631-3630 |

| TEAM INFORMATION | |
|-------------------------------|--|
| 2018-19 Overall Record | 23-14-3 |
| 2018-19 Big Ten Record/Finish | 11-11-2 (2nd) |
| 2018-19 Post Season | Big Ten Champions NCAA Northeast Regional Final |
| Letter Winners Returning | 20 (11 forwards, 6 defensemen, 3 goaltenders) |
| Letter Winners Lost | 6 (4 forwards, 2 defensemen) |
| Newcomers | 8 (5 forwards, 2 defenseman, 1 goaltender) |
| 2019-20 Captain | Cal Burke |
| 2019-20 Alternate Captains | Tory Dello, Cale Morris |
| NCAA Appearances | 10 (Last: 2019) |
| NCAA Frozen Four Appearances | Four (2008, 2011, 2017, 2018) |
| All-Americans | 15 players/16 times (Last: Bobby Nardella 2019) |
| Academic All-Americans | Nine (Last: Peter Schneider in 2015) |

FOR STARTERS

- Notre Dame and Wisconsin close out their regular-season series with a pair of games at the Compton Family Ice Arena this weekend (Jan. 24-25).
- Last weekend, the Irish went 0-1-1 in a pair of tightly contested games at ninth-ranked Ohio State, while Wisconsin split a pair of home games versus Michigan State.
- With 20 points, Notre Dame sits in fourth in the Big Ten standings, while Wisconsin is seventh with 14 points.
- The top four teams in the standings, led by first-place Ohio State (26 points), are separated by just six points.
- Dating back to Notre Dame's 3-0 shutout of Penn State on December 14, Cale Morris has stopped 243 of his last 258 shots against for a .942 save percentage over the eight-game stretch.
- In nine career starts against Wisconsin, Morris is 5-3-1 with a 2.75 goals-against average and a .925 save percentage.
- Freshman forward Max Ellis was the most recent Fighting Irish player to score a goal this season when he netted the game winner in Notre Dame's 3-0 victory over Penn State (Dec. 14), becoming Notre Dame's 17th goal scorer this season.
- The Fighting Irish have posted six comeback wins this season, including three third period comebacks (both wins over Ohio State and the overtime victory at Wisconsin) and added a third period comeback tie (and shootout win) at Michigan State on Nov. 22.
- The Irish are 2-0-4 in overtime this season, with game-winning goals from Pierce Crawford (vs. Ohio State on Nov. 8) and Alex Steeves (at Wisconsin on Nov. 16).
- Notre Dame is currently the nation's least penalized team with a 7.4 PIM/game ranking (RPI is second-lowest in the country with a 7.7 average).

| BIG TEN STANDINGS | | | | | | |
|-------------------------|-----------|-----------|-----------|-----------|----------|------------|
| | Pts | GP | W | L | T | 3/SW |
| 1 Ohio State | 26 | 14 | 8- | 4- | 2 | 0/0 |
| 2 Michigan State | 25 | 14 | 8- | 5- | 1 | 0/0 |
| Penn State | 25 | 14 | 8- | 5- | 1 | 0/0 |
| 4 Notre Dame | 20 | 14 | 5- | 6- | 3 | 0/2 |
| 5 Michigan | 18 | 14 | 5- | 7- | 2 | 1/0 |
| 6 Minnesota | 16 | 12 | 3- | 5- | 4 | 3/0 |
| 7 Wisconsin | 14 | 14 | 4- | 9- | 1 | 0/1 |

| MEDIA INFORMATION | |
|--|--|
| Director of Athletics Communications (Hockey Contact) | Dan Colleran |
| Office Phone Cell Phone | 574-631-7519 574-339-9810 |
| Email | dcollera@nd.edu |
| Assistant Athletics Communications Director (Secondary Hockey Contact) | Pat Durant |
| Cell Phone | 574-485-4521 |
| Email | pdurant@nd.edu |
| Compton Family Ice Arena Press Box Phone | 574-631-4899 |
| Mailing Address | University of Notre Dame 100 Compton Family Ice Arena Notre Dame, IN 44629 |
| Media Availability | Coach Jackson and requested players are generally available once per week and then after a post-game cooling off period. Please contact Dan Colleran with requests or to be added to the email distribution list regarding availability. |
| Additional Media Info | UND.com/pressbox |

| No. | Name | Pos. | Ht. | Wt. | Cl. | Hometown/Last Team |
|-----|--------------------|------|------|-----|-----|--|
| 1 | Dylan St. Cyr | G | 5-9 | 189 | Jr. | Northville, MI/USNTDP |
| 2 | Nate Clurman | D | 6-2 | 207 | So. | Boulder, CO/Sioux City (USHL) |
| 3 | Ryan Carmichael | D | 6-2 | 191 | Fr. | Greenwich, CT/Lincoln (USHL) |
| 4 | Nick Leivermann | D | 5-11 | 184 | So. | Eden Prairie, MN/Penticton (BCHL) |
| 5 | Matt Hellickson | D | 6-1 | 192 | Jr. | Rogers, MN/Sioux City (USHL) |
| 6 | Tory Dello | D | 6-0 | 199 | Sr. | Crystal Lake, IL/Tri-City (USHL) |
| 8 | Matt Steeves | F | 6-0 | 203 | Jr. | Eden Prairie, MN/Muskegon (USHL) |
| 10 | Cam Burke | F | 5-8 | 170 | So. | Boxborough, MA/Sioux Falls (USHL) |
| 11 | Cal Burke | F | 5-10 | 184 | Sr. | Boxborough, MA/Cedar Rapids (USHL) |
| 13 | Colin Theisen | F | 6-0 | 194 | Jr. | Monroe, MI/Dubuque (USHL) |
| 14 | Jesse Lansdell | Fr. | 5-11 | 185 | Fr. | Surrey, B.C./Vernon (BCHL) |
| 15 | Michael Graham | F | 6-1 | 198 | So. | Eden Prairie, MN/Dubuque (USHL) |
| 16 | Alex Steeves | F | 5-10 | 188 | So. | Eden Prairie, MN/Dubuque (USHL) |
| 17 | Pierce Crawford | F | 5-9 | 185 | Jr. | Park Ridge, IL/Youngstown (USHL) |
| 18 | Graham Slaggert | F | 6-0 | 187 | So. | South Bend, IN/Cedar Rapids (USHL) |
| 19 | Mike O'Leary | F | 6-1 | 200 | Sr. | Halifax, NS/Dubuque (USHL) |
| 20 | Jake Pivonka | F | 6-0 | 205 | So. | Naperville, IL/USNTDP |
| 21 | Max Ellis | F | 5-9 | 151 | Fr. | Canton, MI/Muskegon (USHL) |
| 22 | Jack MacNab | F | 6-0 | 202 | Fr. | Indianapolis, IN/Central Illinois (USHL) |
| 24 | Spencer Stastney | D | 5-11 | 189 | So. | Mequon, WI/USNTDP |
| 25 | Solag Bakich | F | 6-0 | 194 | Fr. | Dallas, TX/Waterloo (USHL) |
| 26 | Cam Morrison | F | 6-3 | 214 | Sr. | Aurora, ONT/Youngstown (USHL) |
| 27 | Trevor Janicke | F | 5-10 | 191 | Fr. | Maple Grove, MN/Central Illinois (USHL) |
| 28 | Christian DiCesare | D | 6-1 | 205 | Fr. | Morristown, NJ/Omaha (USHL) |
| 29 | Charlie Raith | D | 5-9 | 174 | Fr. | Winnetka, IL/Central Illinois (USHL) |
| 30 | Ryan Bischel | G | 6-1 | 189 | Fr. | Medina, MN/Fargo (USHL) |
| 32 | Cale Morris | G | 6-1 | 195 | Sr. | Larkspur, CO/Waterloo (USHL) |
| 33 | Nick Sanford | G | 6-1 | 192 | Jr. | Morristown, NJ/Boston (USPHL) |

| | |
|----|-------------------------------------|
| 1 | Dylan Saint Sear |
| 13 | Colin Ty-sin |
| 25 | SO-lawg Bawk-itch |
| 27 | Trevor Jan-ick-ee |
| 29 | Charlie Rayth (rhymes with "faith") |

COACHING STAFF

| | |
|----------------------------------|---|
| Head Coach | Jeff Jackson (Michigan State '78) |
| Associate Head Coach | Paul Pooley (Ohio State '84) |
| Associate Head Coach | Andy Slaggert (Notre Dame '89) |
| Volunteer Assistant Coach | Kyle Lawson (Notre Dame '10-) |
| Coordinator of Hockey Operations | Nick Seirgiej (Wisconsin-River Falls '06) |
| Athletic Trainer | Kevin Ricks |
| Equipment Specialist | Ron Grove |
| Strength and Conditioning Coach | Tony Rolinski |

MORRIS UP FOR HOBEY VOTE

- Senior goaltender and alternate captain Cale Morris has been selected to Phase One of the Hobey Baker Memorial Award fan voting ballot (Jan. 15).
- To vote, visit the website www.hobeybaker.com.
- Awarded annually to college hockey's top player, the Hobey Baker award includes candidates exhibiting the exceptional character traits, with consideration given to scholastic achievement and sportsmanship.
- The 2018 Mike Richter Award recipient as college hockey's top goaltender, Morris was a Top-10 Finalist for the Hobey Baker Award in 2018.
- Morris was the fourth player in Notre Dame history to be among the 10 finalists for the Hobey Baker, joining Anders Bjork (2017), David Brown (2007) and Dave Poulin (1982).
- Morris, a Larkspur, Colorado native, was also the first player from the Centennial State to play his way into the Hobey Top 10.
- The Fan Balloting (Phase I) of the Hobey Baker award calendar will continue until March 9.
- On March 18, the Top 10 Finalists will be announced, at which time Phase II Fan Balloting will begin and run through March 29, 2020.
- The Hobey Hat Trick Finalist Announcement will be made on April 2.
- The 2020 Hobey Baker Award winner will be announced from a field of three Hobey Hat Trick finalists on April 10, 2020 during the NCAA Frozen Four Championship in Detroit, Michigan.

BURKE A HOCKEY HUMANITARIAN NOMINEE

- For the second consecutive season, Cal Burke has been named a nominee for the Hockey Humanitarian Award, which was announced by The Hockey Humanitarian Foundation (Jan. 13).
- The award is presented annually to college hockey's finest citizen — a student-athlete who makes significant contributions not only to his or her team but also to the community-at-large through leadership in volunteerism.
- Burke, a senior captain, is one of 13 nominees across all of college hockey (men's and women's).
- One of the leaders in regards to the team's involvement with the Fighting Irish Fight for Life program, Burke is also a member of Notre Dame's Student Athlete Advisory Council.
- The Boxborough, Massachusetts, native also serves on a mental health sub-group within the SAAC, working to reduce the stigma around mental health and help seeking and he helped develop and launch the Irish Strong Initiative.
- A season ago, Burke earned the Compton Family Leadership in Service Award and was Notre Dame's 2019 Big Ten Sportsmanship honoree.
- Finalists for the 2020 Hockey Humanitarian Award will be announced in February.
- The 2020 recipient will be honored in a ceremony on Friday, April 10th as part of the NCAA Men's Frozen Four weekend in Detroit, Michigan.
- The group of nominees includes nine seniors, three juniors and one sophomore, along with nine male (4 Div. I) and four female (1 Div. I) candidates.

THE NOTRE DAME - WISCONSIN SERIES

- Former opponents in the WCHA, Notre Dame and Wisconsin have met 72 times in program history with Wisconsin leading the all-time series 41-23-8.
- The Badgers also lead the series when playing at Notre Dame, 16-11-5.
- The first meeting between the two teams came during the 1921-22 season when the Irish skated away with a 3-0 victory at Badin Rink (outdoors at Notre Dame).
- The teams met once more, in 1925-26, before taking a 40 year hiatus and returning to competition when Notre Dame earned varsity status.
- Since Notre Dame joined the Big Ten, the Irish lead the series with Wisconsin 6-3-1.
- Earlier this season, the teams split a pair of games at the Kohl Center on Nov. 15-16.
- Wisconsin took game one, 3-0, behind a 22-save Daniel Lebedeff shutout.

| WHERE THEY'RE FROM |
|---|
| Colorado (2) |
| Cale Morris Larkspur, Colorado |
| Nate Clurman Boulder, Colorado |
| Connecticut (1) |
| Ryan Carmichael Greenwich, Colorado |
| Illinois (4) |
| Tory Dello Crystal Lake, Illinois |
| Pierce Crawford Park Ridge, Illinois |
| Jake Pivonka Woodridge, Illinois |
| Charlie Raith Winnetka, Illinois |
| Indiana (2) |
| Jack MacNab Indianapolis, Indiana |
| Graham Slaggert South Bend, Indiana |
| Massachusetts (2) |
| Cal Burke Boxborough, Massachusetts |
| Cam Burke Boxborough, Massachusetts |
| Michigan (3) |
| Dylan St. Cyr Northville, Michigan |
| Max Ellis Canton, Michigan |
| Colin Theisen Monroe, Michigan |
| Minnesota (7) |
| Ryan Bischel Medina, Minnesota |
| Matt Hellickson Rogers, Minnesota |
| Nick Leivermann Eden Prairie Minnesota |
| Michael Graham Eden Prairie, Minnesota |
| Trevor Janicke Maple Grove, Minnesota |
| Matt Steeves Eden Prairie, Minnesota |
| Alex Steeves Eden Prairie, Minnesota |
| New Jersey (2) |
| Christian DiCesare Morristown, New Jersey |
| Nick Sanford Morristown, New Jersey |
| Texas (1) |
| Solag Bakich Dallas, Texas |
| Wisconsin (1) |
| Spencer Stastney Mequon, Wisconsin |
| Canada (3) |
| Jesse Lansdell Surrey, British Columbia |
| Cam Morrison Aurora, Ontario |
| Mike O'Leary Halifax, Nova Scotia |

| 2019-20 HONORS & AWARDS | | | |
|-------------------------|------|------|---|
| Player | Year | Pos. | Awards |
| Cal Burke | Sr. | F | <ul style="list-style-type: none"> Hockey Humanitarian Nominee (Jan. 13) B1G Second Star of the Week (Oct. 29) Honorable Mention Preseason All-Big Ten (Sept. 30) |
| Trevor Janicke | Fr. | F | <ul style="list-style-type: none"> Team USA Preliminary World Junior Championship roster (Dec. 9). |
| Cale Morris | Sr. | G | <ul style="list-style-type: none"> Hobey Baker Fan Vote nominee (Jan. 17) NCAA First Star of the Week (Jan. 7) B1G First Star of the Week (Dec. 17 & Jan. 7) B1G Third Star of the Week (Nov. 12) First Team Preseason All-Big Ten (Sept. 30)* * - <i>Unanimous selection</i> |
| Cam Morrison | Sr. | F | <ul style="list-style-type: none"> B1G Third Star of the Week (Nov. 5) |
| Mike O'Leary | Sr. | F | <ul style="list-style-type: none"> HCA National Player of the Month for October (Nov. 8) B1G First Star of the Week (Oct. 29) |
| Jake Pivonka | So. | F | <ul style="list-style-type: none"> Team USA World Junior Championship roster (Dec. 23). |
| Spencer Stastney | So. | D | <ul style="list-style-type: none"> Team USA World Junior Championship roster (Dec. 23). |
| Notre Dame | | | <ul style="list-style-type: none"> College Hockey News Team of the Week (Nov. 12) |

- Notre Dame took a back-and-forth game two, 5-4 in overtime.
- Alex Steeves had the OT game winner (just moments after Nate Clurman cleared a puck off the Notre Dame goal line) and Trevor Janicke, Cam Burke and Colin Theisen also scored for the Irish.
- Clurman also had a pair of assists in that contest, while Steeves and Theisen each finished with a goal and an assist.
- As a head coach, Jeff Jackson is 7-4-1 all-time against the Badgers (1-1-0 at Lake Superior State).
- The one win Jackson had over the Badgers at Lake Superior State came on April 4, 1992, in Albany, New York, as the Lakers defeated Wisconsin 5-3 to win the NCAA Championship (the first of Jackson's two NCAA Championships at Lake State).
- During the 2017-18 season in game two at Wisconsin (Dec. 9), Cal Burke recorded his first career hat trick en route to a 6-2 Notre Dame victory to extend Notre Dame's winning streak to 13.
- That winning streak eventually reached a program-best mark of 16 before Wisconsin defeated the Irish at the United Center on Jan. 21 by a score of 5-0.
- Last season, current sophomore forward Michael Graham had a breakout weekend against the Badgers during their January series as he posted five points through two games with four goals and an assist, three of which came with the man-advantage.
- Graham earned both conference and national recognition following the weekend series against the Badgers, being named the Big Ten First Star of the Week and NCAA Second Star of the Week (Jan. 22).
- Notre Dame's active career offensive leaders against the Badgers include Michael Graham (4 GP, 6-1-7), Cal Burke (8 GP, 4-3-7), Mike O'Leary (10 GP, 2-5-7), Colin Theisen (10 GP; 2-5-7), Cam Morrison (7 GP, 0-4-4) and Tory Dello (10 GP; 1-3-4).
- In net, Cale Morris has played nine games against Wisconsin over the past three seasons, posting a 5-3-1 record to go along with a 2.75 goals-against average and a .925 save percentage.

PIVONKA & STASTNEY WITH TEAM USA

- Sophomore center Jake Pivonka and sophomore defenseman Spencer Stastney skated with Team USA at the 2020 IIHF World Junior Hockey Championship in Ostrava and Trinec, Czech Republic (Dec. 26, 2019 - Jan. 5, 2020).
- Each Irish player appeared in all four preliminary games as Team USA went 2-1-0-1 (W-OTW-OTL-L) to advance to the quarterfinals.
- Both players also played in Team USA's quarterfinal loss to Finland (Jan. 2).
- Pivonka finished with an assist, while Stastney has been skating with Wisconsin's K'Andre Miller as one of Team USA's top defenseman pairings.

**USCHO.com Division I Men's Poll
(January 20, 2019)**

| Rk. Team (1st-place votes) | Record | Points | Last Week |
|----------------------------|---------|--------|-----------|
| 1. Cornell (21) | 13-1-3 | 951 | 1 |
| 2. North Dakota (13) | 18-2-3 | 949 | 1 |
| 3. Minnesota State (16) | 22-3-1 | 940 | 3 |
| 4. Boston College | 15-5-0 | 836 | 5 |
| 5. Denver | 15-4-5 | 811 | 4 |
| 6. Ohio State | 15-6-3 | 700 | 9 |
| 7. Massachusetts | 16-7-1 | 683 | 10 |
| 8. Clarkson | 16-5-2 | 682 | 7 |
| 9. Penn State | 16-7-1 | 602 | 6 |
| 10. Providence | 14-6-5 | 535 | 11 |
| 11. Minnesota Duluth | 12-8-2 | 505 | 8 |
| 12. UMass Lowell | 13-6-4 | 424 | 13 |
| 13. Arizona State | 15-8-3 | 420 | 14 |
| 14. Northeastern | 13-7-2 | 368 | 12 |
| 15. Northern Michigan | 13-8-3 | 206 | 17 |
| 16. Harvard | 9-6-2 | 179 | 16 |
| 17. Quinnipiac | 13-8-1 | 151 | 20 |
| 18. Bowling Green | 13-11-2 | 124 | 15 |
| 19. Michigan State | 12-11-1 | 104 | 20 |
| 20. Dartmouth | 10-5-3 | 73 | NR |

Others receiving votes: Notre Dame 65, Bemidji State 58, Army 31, New Hampshire 31, Michigan Tech 22, Michigan 21, Western Michigan 19, Sacred Heart 7, Omaha 2, St. Cloud 1.

**USA Today/USA Hockey Magazine Poll
(January 20, 2019)**

| Rk. Team | Points (1st-place votes) | Last Poll | Record | WR |
|--|--------------------------|-----------|--------|----|
| 1. Cornell University | 479 (20) | 1 | 13-1-3 | 16 |
| 2. University of North Dakota | 478 (10) | 2 | 18-2-3 | 12 |
| 3. Minnesota State University | 452 (4) | 3 | 22-3-1 | 16 |
| 4. Boston College | 404 | 5 | 15-5-0 | 13 |
| 5. University of Denver | 394 | 4 | 15-4-5 | 16 |
| 6. Ohio State University | 314 | 9 | 15-6-3 | 16 |
| 7. University of Massachusetts | 303 | 10 | 16-7-1 | 16 |
| 8. Clarkson University | 259 | 7 | 16-5-2 | 16 |
| 9. Penn State University | 233 | 6 | 16-7-1 | 16 |
| 10. Providence College | 186 | 11 | 14-6-5 | 13 |
| 11. University of Minnesota Duluth | 171 | 8 | 13-8-2 | 16 |
| 12. University of Massachusetts Lowell | 126 | 13 | 13-6-4 | 10 |
| 13. Arizona State University | 121 | 14 | 8-2-2 | 4 |
| 14. Northeastern University | 92 | 12 | 13-7-2 | 16 |
| 15. Northern Michigan University | 23 | NR | 13-9-3 | 1 |

Others receiving votes: Michigan State University 21, Quinnipiac University 12, Harvard University 6, Dartmouth College 4, Michigan Tech University 2.

Notre Dame in the Polls

| Date | USCHO.com | USA Today |
|--------------------------|-----------|-----------|
| September 30 (Preseason) | 9 | 10 |
| October 7 | 8 | 9 |
| October 14 | 7 | 7 |
| October 21 | 5 | 4 |
| October 28 | 5 | 4 |
| November 4 | 5 | 5 |
| November 11 | 4 | 3 |
| November 18 | 3 | 3 |
| November 25 | 5 | 4 |
| December 2 | 9 | 10 |
| December 9 | 15 | 14 |
| December 16 | 15 | RV |
| December 30 | 15 | RV |
| January 6 | 14 | 14 |
| January 13 | 18 | RV |
| January 20 | RV | -- |

- In addition, Notre Dame's Director of Hockey Operations, Nick Siergiej, served in a similar role for Team USA at this season's tournament.
- Dating back to 1997, twenty-two Notre Dame players have now taken part in the IIHF World Junior Championships.
- Current Columbus Blue Jackets defenseman Andrew Peeke was the most recent Irish player to make Team USA's World Junior Championship roster (2018).
- Current Boston Bruins forward Anders Bjork was the most recent Irish player to earn a medal at the event when Team USA secured the bronze in Helsinki (2016).
- Notre Dame's other medalists include Mario Lucia (gold in 2013), Kyle Palmieri (gold in 2010 and bronze in 2011), Kyle Lawson (bronze in 2007) and Ben Simon (silver in 1997).

GOALTENDER CAREER WIN TOTALS

- Senior goaltender Cale Morris is 53-28-8 in his Irish career.
- Morris is the fifth Fighting Irish goaltender to reach 50 career wins and he is climbing the all-time Notre Dame wins list:

| Rank. Name (Years) | Career Victories |
|----------------------------------|------------------|
| • 1. Jordan Pearce (2005-09) | 59 |
| • 2. Steven Summerhays (2010-14) | 57 |
| • 3. David Brown (2003-07) | 55 |
| • Cal Petersen (2014-17) | 55 |
| • 5. Cale Morris (2016-pres.) | 53 |

THREE GOALS THE KEY TO VICTORY

- Over the past two seasons, the Irish are 26-0-2 when scoring at least three goals.
- In 2019-20, the Irish are 9-0-1 when scoring at least three times, with the tie coming at Ohio State (Jan. 17).
- In 2018-19, Notre Dame went 17-0-1 when scoring three or more goals.
- The lone tie in 2018-19 came when Notre Dame opened the season on Oct. 12 against Mercyhurst in the Ice Breaker - a game that ended knotted at 6-6 before Notre Dame won the shootout to advance to the championship game.

FAST START

- Notre Dame's unbeaten streak to open the 2019-20 season was snapped at eight games (7-0-1), which marked the best unbeaten streak to start a season in program history.
- The subsequent 8-1-1 start by the Irish was the best start since also opening with an 8-1-1 record in 2006-07 (finished 32-7-3).
- On Nov. 8-9, the Irish swept a pair of tightly contested games with Ohio State by erasing one-goal, third period deficits in both games: winning game one 3-2 in overtime and game two 2-1.
- It marked Notre Dame's first sweep of a top-10 opponent since Nov. 24-25, 2017 when the Irish topped sixth-ranked Minnesota 1-0 and 5-2.

OF NCAA NOTE

- Notre Dame is coming off a program-best fourth consecutive trip to the NCAA tournament in 2018-19, which is also the fourth-longest active NCAA appearance streak.
- The Fighting Irish advanced to a regional final for the third consecutive season in 2019, having won regional final games in 2017 and 2018 to advance to back-to-back Frozen Fours.
- Notre Dame is one of three teams to make it to the NCAA Regional Finals in each of the last three seasons, joining Denver and Minnesota Duluth.
- The Fighting Irish have made seven of the last 10 NCAA tournaments, tied for the third most in the NCAA.

FAMILY TIES

- The 2019-20 Notre Dame roster features two sets of brothers, Cal and Cam Burke and Matt and Alex Steeves.
- They are the 12th and 13th sets of brothers to skate together at Notre Dame and the first since Ben (2008-11) and Andy Ryan (2012-16).
- Junior goaltender Dylan St. Cyr is the son of Son of Gerry St. Cyr, who played five seasons of professional hockey including the AHL's New Haven Senators and Manon Rheaume, who played goaltender for Canada at the 1998 Olympic Winter Games and in several world championships and who was the first woman to appear in an NHL pre-season game when she skated for the Tampa Bay Lightning in 1992.
- Sophomore forward and South Bend native, Graham Slaggert, joins his father Andy Slaggert who serves as Associate Head Coach and former star for the Irish.
- The Slaggerts were the fifth father-son duo to suit up for Notre Dame.
- Sophomore forward Jake Pivonka is the son of Czech Republic native and former NHL player Michael Pivonka who played over 800 games with the Washington Capitals (1986-99).
- Freshman forward Trevor Janicke is the son of Curtis Janicke, who played for the Irish from 1989-93, appearing in 125 games while scoring 46 goals and adding 98 assists 144 points.
- Trevor and Curtis are now the sixth father-son duo to play for the Irish.
- Freshman forward Solag Bakich is the son of Huntley Bakich, who was a linebacker for the Fighting Irish football team during the Lou Holtz era.

BURKE NAMED CAPTAIN

- Senior Cal Burke was named the team captain for 2019-20, while his classmates Tory Dello and Cale Morris will take on alternate captain roles.
- Burke served as an alternate captain as a junior.
- Dello and Morris will each be donning a letter for the first time in their Irish careers.
- Morris becomes the second goaltender under Jackson to wear a letter following Cal Petersen, who served as the team's captain for the 2016-17 season.

IRISH IN THE NHL

- A program-record 14 former Notre Dame players have played in the NHL so far this season, including: Anders Bjork (Boston Bruins), Ian Cole (Colorado Avalanche), Thomas Di Pauli (Pittsburgh Penguins), Steven Fogarty (New York Rangers), Dennis Gilbert (Chicago Blackhawks), Jordan Gross (Arizona Coyotes), Vinnie Hinostroza (Arizona Coyotes), Stephen Johns (Dallas Stars), Anders Lee (New York Islanders), Kyle Palmieri (New Jersey Devils), Andrew Peeke (Columbus Blue Jackets), Bryan Rust (Pittsburgh Penguins), Riley Sheahan (Edmonton Oilers) and T.J. Tynan (Colorado Avalanche).
- Peeke made his NHL debut on Dec. 5 to become head coach Jeff Jackson's 21st Notre Dame player to reach the NHL and the program's 35th overall NHLer.
- Then on Dec. 22 Gross made his NHL debut against the Red Wings and recorded an assist as he pushed Jackson's total to 22 and the program total to 36.
- Di Pauli became the third former Irish player to make his NHL debut on Jan. 5 when Pittsburgh played at Montreal -- Jackson's 23rd ND player to reach the NHL and the program's 37th.
- Johns returned to the Stars lineup On Jan. 18 after missing almost two years with an injury.
- Lee signed a seven-year, \$49 million contract to stay in New York this past summer and is in his second season serving at the Islanders' captain.
- A 2019 and now 2020 NHL All-Star, Palmieri has notched a hat trick for the Devils this season.
- Palmieri is one of three Notre Dame hockey players to be selected in the first round of the NHL Draft, joining Cole and Sheahan.
- Rust, a two-time Stanley Cup Champion with the Pittsburgh Penguins, has a career-

high 21 goals and 22 assists for a career-high 43 points in 35 games at the All-Star break (as of Jan. 21).

- Cole is in the midst of his second season with the Colorado Avalanche after posting 15 points (2G, 13A) in 71 games last season he is ahead of that pace this season with four goals and 19 assists for 23 points in 44 games (as of Jan. 21).
- Hinostroza is in his second season with the Arizona Coyotes after posting career-highs in goals (16), assists (23) and points (39) a season ago.
- Sheahan is playing his first season with the Edmonton Oilers in what is his ninth NHL season and he posted his first career four-point game on Jan. 18 with a goal and three assists.
- After battling back from two injury plagued seasons, Bjork was recalled by Boston in the middle of October and has seen extensive time on the Bruins' second and third lines.
- Gilbert has worked his way into the Blackhawks lineup, playing in 20 games while scoring his first career goal and adding three assists (as of Jan. 21).
- Tynan was recalled and made his Avalanche debut on Nov. 7 and played 14 games before being returned to the AHL.
- In total, 36 former Irish players have seen ice time in the NHL, 22 of whom played at Notre Dame under current head coach Jeff Jackson.

PRO IRISH WEARING THE "C"

- While Cal Burke has been named the captain for Notre Dame this season, Irish alumni in the professional ranks are also picking up the honor and responsibility of wearing the "C" in 2019-20.
- Anders Lee, who captained the Irish in 2012-13, is in his second season serving as captain of the New York Islanders.
- Steven Fogarty, who was a two-year captain at Notre Dame in 2014-15 and 2015-16, was named the captain of the Hartford Wolfpack (AHL) to start the 2019-20 season.
- Sam Herr, an alternate captain with the Irish in 2015-16, was named the Nottingham Panthers' (EHL) for the 2019-20 season.
- Bo Brauer, a 2018 Notre Dame graduate, was named captain of the Worcester Railers (ECHL) to start the 2019-20 season as well.

YOUTH MOVEMENT

- The 2019-20 Notre Dame roster features 17 underclassmen (versus 11 upperclassmen).
- The Irish once again are among the 10 youngest teams in college hockey by average age as of Oct. 1 (College Hockey Inc.):
 - Minnesota – 20 years, 240 days
 - Wisconsin – 20 years, 256 days
 - Boston University – 20 years, 278 days
 - Boston College – 20 years, 294 days
 - Quinnipiac – 20 years, 357 days
 - Connecticut – 21 years, 5 days
 - Providence – 21 years, 24 days
 - Denver – 21 years, 57 days
 - Harvard – 21 years, 86 days
 - **Notre Dame – 21 years, 88 days**

IN THE CLASSROOM

- Notre Dame's posted another GSR rating of 95 in October, 2019 marking the 15th consecutive season the Fighting Irish posted at least a 94 in the annual four-year graduation success rating from the NCAA.
- In the 2019-20 federal standings, Notre Dame's hockey score of 91 ranked sixth among all Division I men's ice hockey programs and first in the Big Ten.
- **Last season, Cam Burke (Fall), Charlie Raith (Fall and Spring) and Alex Steeves (Fall and**



WISCONSIN

Series: Wisconsin leads 41-23-8 (72 games) | At Notre Dame: Wisconsin leads 16-11-5 | At Wisconsin: Wisconsin leads 20-11-2
 At Neutral Sites: Wisconsin leads 5-1-1 | Overtime Wins: Wisconsin 2, ND 1 | One-Goal Wins: ND 8, Wisconsin 8
 Last Meeting: Feb. 16, 2019 (ND 5-2) | Current Streak: ND 1 win

| Year | Host | Site | Arena | Win | Loss | Tie | Result |
|---------|------------|------------------|--------------------------|--------|--------|--------|--------|
| 1921-22 | Notre Dame | Notre Dame, Ind. | Badin Rink | W | | | 3-0 |
| 1925-26 | Wisconsin | Madison, Wis. | N/A | | | T | 1-1 |
| 1967-68 | Wisconsin | Madison, Wis. | Dane County Expo Center | | L | | 2-16 |
| 1968-69 | Notre Dame | Notre Dame, Ind. | Joyce Center | | L | | 2-10 |
| | Notre Dame | Notre Dame, Ind. | Joyce Center | | L | | 0-12 |
| | Wisconsin | Milwaukee, Wis. | Milwaukee Arena | | L | | 1-5 |
| | Wisconsin | Madison, Wis. | Hartmeyer Ice Arena | | L | | 2-10 |
| 1969-70 | Notre Dame | Notre Dame, Ind. | Joyce Center | W | | | 6-5 |
| | Notre Dame | Notre Dame, Ind. | Joyce Center | | | T (OT) | 3-3 |
| 1971-72 | Notre Dame | Notre Dame, Ind. | Joyce Center | | L | | 3-5 |
| | Notre Dame | Notre Dame, Ind. | Joyce Center | | L | | 3-5 |
| | Wisconsin | Madison, Wis. | Dane County Expo Center | | L | | 4-6 |
| | Wisconsin | Madison, Wis. | Dane County Expo Center | | L | | 1-5 |
| 1972-73 | Wisconsin | Madison, Wis. | Dane County Expo Center | | L (OT) | | 4-5 |
| | Wisconsin | Madison, Wis. | Dane County Expo Center | | L | | 3-5 |
| | Notre Dame | Notre Dame, Ind. | Joyce Center | W | | | 8-5 |
| | Notre Dame | Notre Dame, Ind. | Joyce Center | W | | | 4-3 |
| | Notre Dame | Notre Dame, Ind. | Joyce Center | | | T | 4-4 |
| | Notre Dame | Notre Dame, Ind. | Joyce Center | | L | | 3-4 |
| 1973-74 | Notre Dame | Notre Dame, Ind. | Joyce Center | | L | | 2-6 |
| | Notre Dame | Notre Dame, Ind. | Joyce Center | W | | | 6-4 |
| | Wisconsin | Madison, Wis. | Dane County Expo Center | | L | | 3-4 |
| | Wisconsin | Madison, Wis. | Dane County Expo Center | W | | | 5-1 |
| 1974-75 | Wisconsin | Madison, Wis. | Dane County Expo Center | | L | | 4-5 |
| | Wisconsin | Madison, Wis. | Dane County Expo Center | W | | | 5-3 |
| | Notre Dame | Notre Dame, Ind. | Joyce Center | | | T (OT) | 3-3 |
| | Notre Dame | Notre Dame, Ind. | Joyce Center | | L | | 2-9 |
| 1975-76 | Notre Dame | Notre Dame, Ind. | Joyce Center | W | | | 5-2 |
| | Notre Dame | Notre Dame, Ind. | Joyce Center | | | T (OT) | 2-2 |
| | Wisconsin | Madison, Wis. | Dane County Expo Center | | L | | 3-5 |
| | Wisconsin | Madison, Wis. | Dane County Expo Center | | L | | 1-4 |
| 1976-77 | Wisconsin | Madison, Wis. | Dane County Expo Center | W | | | 4-1 |
| | Wisconsin | Madison, Wis. | Dane County Expo Center | | L | | 3-4 |
| | Notre Dame | Notre Dame, Ind. | Joyce Center | | L | | 3-8 |
| | Notre Dame | Notre Dame, Ind. | Joyce Center | | | T (OT) | 3-3 |
| 1977-78 | Notre Dame | Notre Dame, Ind. | Joyce Center | | L | | 1-6 |
| | Notre Dame | Notre Dame, Ind. | Joyce Center | | L | | 1-5 |
| | Wisconsin | Madison, Wis. | Dane County Expo Center | | L | | 2-5 |
| | Wisconsin | Madison, Wis. | Dane County Expo Center | | L | | 1-12 |
| 1978-79 | Notre Dame | Notre Dame, Ind. | Joyce Center | W | | | 8-2 |
| | Notre Dame | Notre Dame, Ind. | Joyce Center | | L (OT) | | 6-7 |
| | Wisconsin | Madison, Wis. | Dane County Expo Center | | L | | 0-2 |
| | Wisconsin | Madison, Wis. | Dane County Expo Center | | L | | 3-7 |
| | Wisconsin | Madison, Wis. | Dane County Expo Center | | L | | 6-11 |
| | Wisconsin | Madison, Wis. | Dane County Expo Center | | L | | 2-5 |
| 1979-80 | Wisconsin | Madison, Wis. | Dane County Expo Center | | L | | 2-5 |
| | Wisconsin | Madison, Wis. | Dane County Expo Center | W | | | 4-3 |
| | Notre Dame | Notre Dame, Ind. | Joyce Center | W | | | 4-3 |
| | Notre Dame | Notre Dame, Ind. | Joyce Center | | L | | 5-7 |
| 1980-81 | Wisconsin | Madison, Wis. | Dane County Expo Center | W (OT) | | | 5-4 |
| | Wisconsin | Madison, Wis. | Dane County Expo Center | | L | | 0-4 |
| | Notre Dame | Notre Dame, Ind. | Joyce Center | W | | | 4-2 |
| | Notre Dame | Notre Dame, Ind. | Joyce Center | | L | | 0-7 |
| 1995-96 | | Milwaukee, Wis. | Bradley Center | W | | | 3-2 |
| 1997-98 | Wisconsin | Madison, Wis. | Dane County Expo Center | W | | | 4-2 |
| | Notre Dame | Notre Dame, Ind. | Joyce Center | | L | | 2-3 |
| 1998-99 | Wisconsin | Madison, Wis. | Kohl Center | W | | | 2-1 |
| 2003-04 | Wisconsin | Madison, Wis. | Kohl Center | | | T (OT) | 2-2 |
| | Wisconsin | Madison, Wis. | Kohl Center | W | | | 3-1 |
| 2004-05 | Notre Dame | Notre Dame, Ind. | Joyce Center | | L | | 0-2 |
| | | Rosemont, Ill. | Allstate Arena | | L | | 0-2 |
| 2007-08 | | Dayton, Ohio | Nutter Center | | L | | 1-4 |
| 2017-18 | Wisconsin | Madison, Wis. | Kohl Center | W | | | 3-2 |
| | Wisconsin | Madison, Wis. | Kohl Center | W | | | 6-2 |
| | Notre Dame | Notre Dame, Ind. | Compton Family Ice Arena | W | | | 4-2 |
| | | Chicago, Ill. | United Center | | L | | 0-5 |
| 2018-19 | Wisconsin | Madison, Wis. | Kohl Center | W | | | 6-4 |
| | | Chicago, Ill. | United Center | | | T (OT) | 2-2 |
| | Notre Dame | Notre Dame, Ind. | Compton Family Ice Arena | | L | | 1-2 |
| | Notre Dame | Notre Dame, Ind. | Compton Family Ice Arena | W | | | 5-2 |
| 2019-20 | Wisconsin | Madison, Wis. | Kohl Center | | L | | 3-0 |
| | Wisconsin | Madison, Wis. | Kohl Center | W (ot) | | | 5-4 |

**HEAD COACH
JEFF JACKSON**



- The 2019-20 season marks University of Notre Dame hockey coach Jeff Jackson's 15th season behind the Irish bench.
- The highly regarded Jackson now has over 30 years of coaching experience and is coming off back-to-back Big Ten championship seasons while also guiding the Irish to the 2018 national title game en route to being named the Spencer Penrose Award winner as the National Coach of the Year.
- Jackson was also named the Spencer Penrose award winner in 2007 and he is one of just 14 coaches to have earned the honor multiple times (dating back to 1951).
- Additionally, Jackson is the only coach to have earned the honor multiple times in the last 15 seasons.
- Notre Dame's Jeff Jackson era began in 2005 when the University searched for a coach who could move the program among the elite hockey schools in the country.
- Jackson's Notre Dame teams have made 10 trips to the NCAA Championship (2007-09, 2011, 2013-14, 2016-19), advancing to the Frozen Four four times and playing in the 2008 and 2018 national title games.
- Under Jackson, Notre Dame has become one of the nation's top teams while playing in the Central Collegiate Hockey Association, Hockey East and now Big Ten.
- The Irish won the CCHA regular-season title twice (2006-07 and 2008-09) while earning three Mason Cup championships (2007, 2009 and the final one in 2013).
- Then, in the team's first season in the Big Ten (2017-18), Notre Dame captured both the regular season and conference championships and followed up by once again winning the conference tournament in year two (2018-19).
- Jackson's success on the ice also has had a major impact off the ice for the Irish. With the wins came a commitment from the University that led to the new home of Irish hockey — The Compton Family Ice Arena — one of the finest college hockey facilities in the nation. The venue opened for business on Oct. 21, 2011.
- Since Jackson's arrival, the Irish have had 35 players selected in the National Hockey League Entry Draft, including three first round selections. In that same span, 24 players from USA Hockey's National Team

| THE JEFF JACKSON FILE COLLEGIATE HEAD COACHING | | | | | |
|--|-----------|------------|------------|-----------|-------------|
| 21st year as NCAA Div. I Head Coach | | | | | |
| Alma Mater: Michigan State ('78, '79) | | | | | |
| School | Seasons | Record | | | Pct. |
| Lake Superior State | 6 | 182 | 52 | 25 | .751 |
| Notre Dame | 15 | 329 | 201 | 61 | .608 |
| TOTALS | 21 | 511 | 253 | 86 | .652 |

| THE JEFF JACKSON FILE ADDITIONAL HEAD COACHING | | | | | |
|--|---------|--------|-----|-----|-----|
| Team | Seasons | Record | | | |
| USNTDP (USHL) | 3 | N/A | N/A | N/A | N/A |
| Guelph (OHL) | 2 | 71 | 46 | 16 | 3 |

| HONORS AND ACCOLADES | |
|----------------------|------------------------|
| Year | Award |
| 1990-91 | CCHA Coach of the Year |
| 2006-07 | CCHA Coach of the Year |
| 2006-07 | Spencer Penrose Award |
| 2010-11 | CCHA Coach of the Year |
| 2017-18 | Spencer Penrose Award |

| JACKSON AND THE FROZEN FOUR | |
|-----------------------------|--|
| Year | Team |
| 1992 | Lake Superior State (NCAA Champion) |
| 1993 | Lake Superior State (NCAA Runner-Up) |
| 1994 | Lake Superior State (NCAA Champion) |
| 2008 | University of Notre Dame (NCAA Runner-Up) |
| 2011 | University of Notre Dame (NCAA Semifinalist) |
| 2017 | University of Notre Dame (NCAA Semifinalist) |
| 2018 | University of Notre Dame (NCAA Runner-Up) |

Developmental Program have matriculated to Notre Dame.

- During Jackson's tenure, the Irish have had eight players garner All-America honors — Bobby Nardella in 2019, Cale Morris in 2018, Anders Bjork in 2017, Robbie Russo in 2015, Anders Lee in 2013, Ian Cole and Erik Condra in 2009 and David Brown in 2007.
- In addition, 21 of Jackson's Notre Dame players have gone on to play in the NHL.
- Jackson entered the 2019-20 season with a 20-year collegiate record of 501-243-82 for a .656 winning percentage, the second-highest winning percentage among all active coaches with five years or more in Division I (entering 2019-20).
- Entering the 2019-20 season, Jackson's 501 career wins ranked tied for 12th all-time in Division I and second among active coaches.

JEFF JACKSON RECORDS VS. DIVISION I TEAMS

| Team | W | L | T |
|----------------------|----|----|----|
| Air Force | 3 | 0 | 0 |
| Alabama Huntsville | 8 | 1 | 0 |
| Alaska | 21 | 8 | 1 |
| Alaska Anchorage | 1 | 0 | 0 |
| Arizona State | 2 | 0 | 0 |
| Army | 1 | 0 | 0 |
| Bemidji State | 0 | 1 | 0 |
| Boston College | 11 | 10 | 0 |
| Boston University | 10 | 5 | 1 |
| Bowling Green | 43 | 11 | 4 |
| Brown | 0 | 1 | 0 |
| Canisius | 1 | 0 | 0 |
| Clarkson | 3 | 3 | 0 |
| Colgate | 1 | 0 | 0 |
| Colorado College | 0 | 1 | 0 |
| Connecticut | 4 | 1 | 1 |
| Cornell | 2 | 1 | 0 |
| Denver | 1 | 5 | 3 |
| Ferris State | 29 | 11 | 4 |
| Harvard | 1 | 1 | 0 |
| Holy Cross | 2 | 0 | 0 |
| Illinois-Chicago | 24 | 2 | 0 |
| Kent State | 7 | 0 | 1 |
| Lake Superior State | 22 | 4 | 4 |
| Laurentian | 2 | 0 | 0 |
| Maine | 9 | 4 | 1 |
| Massachusetts | 8 | 5 | 0 |
| Massachusetts Lowell | 4 | 9 | 2 |
| Mercyhurst | 1 | 0 | 2 |
| Merrimack | 6 | 2 | 1 |
| Miami | 20 | 16 | 10 |
| Michigan | 31 | 32 | 8 |
| Michigan State | 31 | 16 | 11 |
| Michigan Tech | 7 | 2 | 1 |
| Minnesota | 12 | 9 | 1 |
| Minnesota-Duluth | 6 | 9 | 2 |
| Minnesota State | 2 | 3 | 0 |
| Nebraska Omaha | 16 | 3 | 2 |
| New Hampshire | 6 | 3 | 1 |
| Niagara | 2 | 0 | 0 |
| Northeastern | 6 | 10 | 2 |
| North Dakota | 1 | 2 | 2 |
| Northern Michigan | 17 | 7 | 3 |
| Notre Dame | 11 | 2 | 0 |
| Ohio State | 35 | 18 | 8 |
| Penn State | 10 | 4 | 2 |
| Princeton | 4 | 1 | 0 |

| | | | |
|--------------------|----|----|----|
| Providence College | 10 | 3 | 2 |
| Rensselaer | 7 | 1 | 0 |
| Robert Morris | 1 | 1 | 0 |
| Sacred Heart | 3 | 1 | 0 |
| St. Cloud State | 0 | 2 | 0 |
| St. Lawrence | 2 | 0 | 1 |
| Toronto | 1 | 0 | 0 |
| Union College | 1 | 1 | 0 |
| Vermont | 6 | 2 | 2 |
| Western Michigan | 31 | 14 | 11 |
| Wisconsin | 7 | 4 | 1 |
| York University | 1 | 0 | 0 |

POST-SEASON RECORD VS. DIVISION I TEAMS

| Team | W | L | % |
|----------------------|----|---|-------|
| Alabama Huntsville | 1 | 0 | 1.00 |
| Alaska | 2 | 2 | 0.50 |
| Alaska Anchorage | 1 | 0 | 1.00 |
| Bemidji State | 0 | 1 | 0.00 |
| Boston College | 2 | 2 | 0.50 |
| Boston University | 3 | 1 | 0.750 |
| Bowling Green | 4 | 0 | 1.00 |
| Clarkson | 3 | 2 | 0.75 |
| Cornell | 1 | 0 | 1.00 |
| Denver | 0 | 1 | 0.00 |
| Ferris State | 2 | 1 | 0.667 |
| Harvard | 1 | 0 | 1.00 |
| Illinois-Chicago | 6 | 0 | 1.00 |
| Lake Superior State | 3 | 1 | 0.750 |
| Maine | 0 | 1 | 0.00 |
| Massachusetts | 2 | 2 | 0.500 |
| Massachusetts Lowell | 2 | 4 | 0.333 |
| Merrimack | 1 | 0 | 1.00 |
| Miami | 2 | 2 | 0.50 |
| Michigan | 12 | 6 | 0.667 |
| Michigan State | 7 | 1 | 0.875 |
| Michigan Tech | 1 | 0 | 1.00 |
| Minnesota | 3 | 0 | 1.00 |
| Minnesota-Duluth | 1 | 2 | 0.333 |
| Nebraska Omaha | 2 | 0 | 1.00 |
| New Hampshire | 2 | 0 | 1.00 |
| Northeastern | 1 | 2 | 0.333 |
| Northern Michigan | 1 | 1 | 0.50 |
| Ohio State | 8 | 2 | 0.800 |
| Penn State | 2 | 0 | 1.00 |
| Providence College | 3 | 0 | 1.00 |
| St. Cloud State | 0 | 2 | 0.00 |
| Vermont | 0 | 1 | 0.00 |

| NOTRE DAME'S 2019-20 RECORD WHEN | |
|---|---------|
| Overall | 10-10-4 |
| In Big Ten regular season games | 5-6-3-2 |
| Non-conference games | 5-4-1 |
| Home | 7-5-1 |
| Road | 3-5-3 |
| Neutral | 0-0-0 |
| In overtime games | 2-0-3 |
| When Notre Dame scores first | 4-5-3 |
| When opponents score first | 6-5-1 |
| When Notre Dame leads after 1 period | 2-3-1 |
| When Notre Dame trails after 1 period | 4-4-0 |
| When score is tied after 1 period | 4-3-3 |
| When Notre Dame leads after 2 periods | 6-0-2 |
| When Notre Dame trails after 2 periods | 1-8-1 |
| When score is tied after 2 periods | 3-2-1 |
| When Notre Dame trails at any point in the third period | 3-10-1 |
| When Notre Dame outshoots opponent | 6-3-2 |
| When opponent outshoots Notre Dame | 4-6-2 |
| When shots are even | 0-1-0 |
| In Game 1 of weekend series | 3-5-4 |
| In Game 2 of weekend series | 7-5-0 |
| In Game 1 of Big Ten weekend series | 1-2-3 |
| In Game 2 of Big Ten weekend series | 4-3-0 |
| In one-goal games | 4-2-0 |
| In two-goal games | 2-2-0 |
| When scoring 0-1 goals | 0-6-2 |
| When scoring two or more goals | 10-4-2 |
| When scoring three or more goals | 9-0-1 |

| | |
|---------------------------------|--------------|
| When scoring four or more goals | 7-0-1 |
| When scoring five or more goals | 6-0-0 |
| Against Ranked Opponents | |
| #7/7 Penn State | 1-1-0 |
| #8/9 Ohio State | 2-0-0 |
| #9/9 Ohio State | 0-1-1 |
| #10/7 Boston College | 0-2-0 |
| #15/15 Wisconsin | 1-1-0 |
| #15/16 Bowling Green | 0-2-0 |
| #19/-- Western Michigan | 1-0-1 |
| Total | 5-7-2 |
| Month-By-Month | |
| Notre Dame in October | 4-0-0 |
| Notre Dame in November | 4-4-2 |
| Notre Dame in December | 1-3-0 |
| Notre Dame in January | 1-3-2 |
| Notre Dame in February | 0-0-0 |
| Notre Dame in March | 0-0-0 |
| Notre Dame in April | 0-0-0 |
| Vs. Conferences | |
| Atlantic Hockey | 2-0-0 |
| Big Ten | 5-6-3 |
| ECAC | 0-0-0 |
| Hockey East | 0-2-0 |
| NCHC | 1-0-1 |
| WCHA | 2-2-0 |

THE LAST TIME...

| TEAM | |
|---|---|
| Notre Dame won in overtime | November 16, 2019 at Wisconsin (5-4; Alex Steeves GWG) |
| Notre Dame lost in overtime | January 26, 2018 at Minnesota (1-0) |
| Notre Dame tied in overtime | January 17, 2020 at Ohio State (4-4) |
| Notre Dame scored 10 or more goals in a game | December 29, 2010 vs. Canisius (10-2) |
| Notre Dame allowed 10 or more goals in a game | March 12, 2005 at Michigan (10-1) |
| Notre Dame had a home shutout | December 14, 2019 vs. Penn State (Cale Morris, 37 saves) |
| Notre Dame had a road shutout | December 2, 2017 at Michigan State (Cale Morris, 23 saves) |
| Notre Dame had a neutral site shutout | October 13, 2018 vs. Providence (Cale Morris, 22 saves) |
| Notre Dame was shutout at home | January 10, 2020 vs. Michigan (Strauss Mann 32 saves) |
| Notre Dame was shutout on the road or neutral | December 6, 2019 at Boston College (Spencer Knight, 26 saves; 4-0) |
| Notre Dame won 1-0 | March 8, 2019 vs. Michigan State (Cale Morris, 27 saves) |
| Notre Dame had 40 or more shots in a game | December 13, 2019 vs. Penn State in a 4-2 loss (42 Shots) |
| Notre Dame had 50 or more shots in a game | October 7, 2016 vs. Arizona State (51 shots) |
| Notre Dame surrendered 40 or more shots in a game | January 5, 2020 vs. Western Michigan in a 4-1 ND win (41 Shots) |
| Notre Dame surrendered 50 or more shots in a game | January 25, 2019 vs. Michigan State (52 shots) |
| Notre Dame had three PP goals in a game | February 16, 2019 vs. Wisconsin (5-2 win) |
| Notre Dame had four PP goals in a game | October 20, 2013 vs. Michigan Tech (7-3 win) |
| Notre Dame had six PP goals in a game | October 7, 2016 vs. Arizona State (9-2 win) February 13, 2009 vs. Northern Michigan (9-5 win) |
| Notre Dame had one short-handed goal | February 12, 2019 vs. Michigan (Pierce Crawford, 5-2 win) |
| Notre Dame had two short-handed goals | October 20, 2018 at Omaha (Cal Burke and Bobby Nardella, 8-2 win) January 7, 2011 at Northern Michigan (8-1 win) |
| Notre Dame surrendered five PP goals | December 4, 2004 vs. Michigan (8-0 loss) |
| Notre Dame surrendered four PP goals | February 1, 2013 at Ohio State (6-3 loss) |
| Notre Dame surrendered three PP goals | December 8, 2018 at Penn State (9-1 loss) |
| Notre Dame surrendered two short-handed goals | February 8, 2013 vs. Michigan (7-4 win) |
| Notre Dame played a #1 ranked team | October 14, 2017 vs. Denver (L, 4-2) |
| Notre Dame tied a #1 ranked team | October 13 2017 vs. Denver (T, 2-2 in OT) |
| Notre Dame defeated a #1 ranked team | March 1, 2014 at Boston College (W, 2-1 in OT) |
| Notre Dame defeated a #1 ranked team at home | November 8, 2013 vs. Minnesota (W, 4-1) |
| Notre Dame swept a series versus a top-10 opponent | November 8-9, 2019 vs. #8/9 Ohio State (3-2 in ot & 2-1) |
| Notre Dame erased a two-goal deficit to win or tie | Nov. 2, 2019 at Minnesota (W, 5-3) |
| Notre Dame erased a two-goal, third period deficit to win | March 1, 2019 vs. Penn State (W, 5-4) December 8, 2017 at Wisconsin (W, 3-2) |
| Had at least eight penalty kills | October 20, 2018 at Omaha (ND 8-for-9 on the PK) |
| Notre Dame took zero penalties in a game | Feb. 23, 2019 at Minnesota (L, 2-1) |

| INDIVIDUAL | |
|--|---|
| Notre Dame player scored a hat trick | October 12, 2018 - Cal Burke vs. Mercyhurst |
| Notre Dame defenseman scored a hat trick | January 18, 2015 - Robbie Russo at UConn |
| Notre Dame player scored four goals | October 19, 1995 - Brian Urick at Alaska Fairbanks |
| Notre Dame player scored five goals | December 29, 1971 - Ian Williams at Dartmouth |
| Notre Dame player had three assists | Nov. 2, 2019 - Cam Morrison at Minnesota |
| Notre Dame player had four assists | January 25, 2019 - Mike O'Leary vs. Michigan State |
| Notre Dame player had five assists | October 21, 1994 - Jamie Ling vs. Waterloo (2-5-7) |
| Notre Dame player had four points | January 5, 2020 - Alex Steeves at Western Michigan (2G, 2A) |
| Notre Dame player had five points | October 20, 2018 - Bobby Nardella and Cal Burke at Omaha |
| Notre Dame player had six points | October 21, 1994 - Jamie Ling vs. Waterloo (2-5-7) |
| Notre Dame player had seven points | October 21, 1994 - Jamie Ling vs. Waterloo (2-5-7) |
| Notre Dame goalie made 35+ saves | January 5, 2020 - Cale Morris at Western Michigan, 40 saves (W, 4-1) |
| Notre Dame goalie made 40+ saves | January 5, 2020 - Cale Morris at Western Michigan, 40 saves (W, 4-1) |
| Notre Dame goalie made 50+ saves | March 23, 2019 - Cale Morris vs. Penn State, 46 saves (W, 3-2) |
| Opposing player scored a hat trick | October 19, 2017 - Vito Bavaro of Sacred Heart |
| Opposing player scored four goals | March 12, 1994 - Colin Ward of Western Michigan |
| Opposing player scored five goals | November 10, 1973 - Tom Ross of Michigan State |
| Opposing player had four assists | December 2, 2011 - Ludwig Karlsson of Northeastern (0-4-4) |
| Opposing player had five assists | January 20, 1996 - Kevin Hilton of Michigan (0-5-5) |
| Opposing player had four points | December 8, 2018 - Chase Berger (1-3-4) and Evan Barratt (1-3-4) of Penn State |
| Opposing player had five points | January 27, 2001 - Jeff Hamilton of Yale (2-3-5) |
| Opposing player had six points | January 11, 1994 - John Gruden of Ferris State (4-3-7) |
| Opposing player had seven points | January 11, 1994 - John Gruden of Ferris State (4-3-7) |
| Opposing goalie made 35+ saves | December 13, 2019 - Peyton Jones of Penn State, 40 saves (PSU, 4-2) |
| Opposing goalie made 40+ saves | December 13, 2019 - Peyton Jones of Penn State, 40 saves (PSU, 4-2) |
| Opposing goalie made 50+ saves | March 6, 2015 - Steve Mastalerz of UMass, 75 saves (4-3 ND loss) |
| Notre Dame had a penalty shot | March 29, 2019 -- Cal Burke (saved vs. Clarkson in NCAA Northeast Region Semifinal) January 21, 2017 - Joe Wegwerth (saved vs. New Hampshire) |
| Notre Dame scored on a penalty shot | December 6, 2013 - Jeff Costello (vs. UMass) March 16, 2013 - Bryan Rust (vs. Bowling Green) |
| Opponent had a penalty shot | January 5, 2020 -- Ethen Frank, Western Michigan (saved by Cale Morris, 4-1 win) January 3, 2020 -- Jason Polin, Western Michigan (saved by Cale Morris, 1-1 tie) February 3, 2018 - Andrew Strurtz, Penn State (saved by Cale Morris in OT in 2-2 tie) January 19, 2018 - Trent Frederic, Wisconsin (scored on Cale Morris, 4-2 ND win) March 10, 2017 - Shane Kavanagh, Providence (vs. Cal Petersen, missed wide, 5-0 ND win) January 29, 2016 - Colin White, Boston College (saved by Cal Petersen, 4-0 ND loss) January 22, 2016 - Ara Nazarian, New Hampshire (scored on Cal Petersen, 5-1 ND win) December 10, 2015 - Colin White, Boston College (saved by Cal Petersen, 4-3 ND win) |

2019-20 COMBINED STATS

| Date | Opponent | Score | Att. | Record: | Overall | Home | Away | Neutral | | | | | |
|----------|-------------------------|---------|-------|---------------------------|------------|------------|------------|--------------|--------------|--------------|-----------------|-----------|-----------|
| Oct 11 | AIR FORCE | W 4-3 | 4977 | ALL GAMES | 10-10-4 | 7-5-1 | 3-5-3 | 0-0-0 | | | | | |
| Oct 13 | AIR FORCE | W 6-1 | 3506 | CONFERENCE | 5-6-3 | 3-3-0 | 2-3-3 | 0-0-0 | | | | | |
| Oct 25 | LAKE SUPERIOR STATE | W 5-2 | 3991 | NON-CONFERENCE | 5-4-1 | 4-2-1 | 1-2-0 | 0-0-0 | | | | | |
| Oct 26 | LAKE SUPERIOR STATE | W 6-4 | 4178 | | | | | | | | | | |
| * Nov 01 | at Minnesota | Tot 2-2 | 7459 | | | | | | | | | | |
| * Nov 02 | at Minnesota | W 5-3 | 8008 | | | | | | | | | | |
| * Nov 08 | #8 OHIO STATE | Wot 3-2 | 4740 | ## Player | gp | g | a | pts | sh | sh% | pen-min | pp | sh |
| * Nov 09 | #8 OHIO STATE | W 2-1 | 4858 | 26 Cam Morrison | 24 | 6 | 12 | 18 | 51 | .118 | 2-4 | 1 | 0 |
| * Nov 15 | at #15 Wisconsin | L 0-3 | 9698 | 16 Alex Steeves | 23 | 8 | 9 | 17 | 65 | .123 | 3-6 | 2 | 0 |
| * Nov 16 | at #15 Wisconsin | Wot 5-4 | 12593 | 19 Mike O'Leary | 24 | 7 | 10 | 17 | 58 | .121 | 8-16 | 3 | 0 |
| * Nov 22 | at Michigan State | Tot 1-1 | 4898 | 11 Cal Burke | 24 | 4 | 11 | 15 | 69 | .058 | 1-2 | 1 | 0 |
| * Nov 23 | at Michigan State | L 2-3 | 5902 | 13 Colin Theisen | 24 | 5 | 7 | 12 | 66 | .076 | 9-18 | 1 | 0 |
| Nov 29 | #15 BOWLING GREEN | L 2-5 | 5271 | 5 Matt Hellickson | 24 | 3 | 8 | 11 | 25 | .120 | 5-10 | 2 | 0 |
| Nov 30 | at #16 Bowling Green | L 2-5 | 3382 | 17 Michael Graham | 17 | 1 | 10 | 11 | 27 | .037 | 2-4 | 0 | 0 |
| Dec 06 | at #9 Boston College | L 0-4 | 7295 | 15 Trevor Janicke | 24 | 7 | 3 | 10 | 54 | .130 | 2-4 | 0 | 0 |
| Dec 08 | #10 BOSTON COLLEGE | L 1-6 | 3985 | 4 Nick Leivermann | 22 | 3 | 7 | 10 | 57 | .053 | 3-6 | 2 | 0 |
| * Dec 13 | #7 PENN STATE | L 2-4 | 3806 | 24 Spencer Stastney | 23 | 2 | 8 | 10 | 22 | .091 | 1-2 | 0 | 0 |
| * Dec 14 | #7 PENN STATE | W 3-0 | 4306 | 20 Jake Pivonka | 22 | 4 | 5 | 9 | 29 | .138 | 5-10 | 0 | 0 |
| Jan 03 | #19 WESTERN MICHIGAN | Tot 1-1 | 5247 | 18 Graham Slaggert | 24 | 4 | 4 | 8 | 31 | .129 | 3-6 | 0 | 0 |
| Jan 05 | at #19 Western Michigan | W 4-1 | 3762 | 14 Jesse Lansdell | 24 | 1 | 5 | 6 | 14 | .071 | 9-29 | 0 | 0 |
| * Jan 10 | MICHIGAN | L 0-3 | 4896 | 2 Nate Clurman | 24 | 0 | 6 | 6 | 36 | .000 | 3-6 | 0 | 0 |
| * Jan 11 | MICHIGAN | L 1-3 | 4971 | 6 Tory Dello | 24 | 0 | 6 | 6 | 30 | .000 | 9-18 | 0 | 0 |
| * Jan 17 | at #9 Ohio State | Tot 4-4 | 7507 | 8 Matt Steeves | 16 | 1 | 3 | 4 | 8 | .125 | 3-6 | 0 | 0 |
| * Jan 18 | at #9 Ohio State | L 1-2 | 9835 | 10 Cam Burke | 23 | 2 | 0 | 2 | 20 | .100 | 2-4 | 0 | 0 |
| | | | | 17 Pierce Crawford | 24 | 1 | 1 | 2 | 23 | .043 | 6-12 | 0 | 0 |
| | | | | 29 Charlie Raith | 23 | 1 | 1 | 2 | 18 | .056 | 0-0 | 0 | 0 |
| | | | | 25 Solag Bakich | 10 | 1 | 0 | 1 | 3 | .333 | 1-2 | 0 | 0 |
| | | | | 21 Max Ellis | 8 | 1 | 0 | 1 | 11 | .091 | 2-4 | 0 | 0 |
| | | | | 3 Ryan Carmichael | 5 | 0 | 0 | 0 | 0 | .000 | 1-2 | 0 | 0 |
| | | | | TM TEAM | 9 | 0 | 0 | 0 | 0 | .000 | 3-6 | 0 | 0 |
| | | | | Total | 24 | 62 | 116 | 178 | 717 | .086 | 83-177 | 12 | 0 |
| | | | | Opponents | 24 | 67 | 105 | 172 | 729 | .092 | 76-163 | 17 | 1 |
| | | | | ## Goalie | gp | min | ga | gaavg | saves | save% | w-l-t | | |
| | | | | 32 Cale Morris | 20 | 1188:43 | 51 | 2.57 | 535 | .913 | 7-9-4 | | |
| | | | | 30 Ryan Bischel | 6 | 268:32 | 12 | 2.68 | 127 | .914 | 3-1-0 | | |
| | | | | TM EMPTY NET | 9 | 8:24 | 4 | - | 0 | .000 | 0-0-0 | | |
| | | | | Total | 24 | 1465:39 | 67 | 2.74 | 662 | .908 | 10-10-4 | | |
| | | | | Opponents | 24 | 1465:39 | 62 | 2.54 | 655 | .914 | 10-10-4 | | |
| | | | | Attendance Summary | | | | | ND | | Opponent | | |
| | | | | Total | | | | | 58732 | | 80339 | | |
| | | | | Dates/Avg Per Date | | | | | 13/4518 | | 11/7304 | | |
| | | | | Neutral Site #/Avg | | | | | 0/0 | | | | |
| | | | | Goals by Period | 1st | 2nd | 3rd | OT | Total | | | | |
| | | | | Notre Dame | 15 | 23 | 22 | 2 | 62 | | | | |
| | | | | Opponents | 20 | 20 | 27 | 0 | 67 | | | | |
| | | | | Saves by Period | 1st | 2nd | 3rd | OT | Total | | | | |
| | | | | Notre Dame | 212 | 249 | 189 | 12 | 662 | | | | |
| | | | | Opponents | 192 | 246 | 202 | 15 | 655 | | | | |

2019-20 LEADERS

| ## | Points | GP | G | A | Pts | Sh |
|----|------------------|----|---|----|-----|----|
| 26 | Cam Morrison | 24 | 6 | 12 | 18 | 51 |
| 16 | Alex Steeves | 23 | 8 | 9 | 17 | 65 |
| 19 | Mike O'Leary | 24 | 7 | 10 | 17 | 58 |
| 11 | Cal Burke | 24 | 4 | 11 | 15 | 69 |
| 13 | Colin Theisen | 24 | 5 | 7 | 12 | 66 |
| 5 | Matt Hellickson | 24 | 3 | 8 | 11 | 25 |
| 15 | Michael Graham | 17 | 1 | 10 | 11 | 27 |
| 27 | Trevor Janicke | 24 | 7 | 3 | 10 | 54 |
| 4 | Nick Leivermann | 22 | 3 | 7 | 10 | 57 |
| 24 | Spencer Stastney | 23 | 2 | 8 | 10 | 22 |

| ## | Assists | GP | G | A | Pts | Sh |
|----|------------------|----|---|----|-----|----|
| 26 | Cam Morrison | 24 | 6 | 12 | 18 | 51 |
| 11 | Cal Burke | 24 | 4 | 11 | 15 | 69 |
| 19 | Mike O'Leary | 24 | 7 | 10 | 17 | 58 |
| 15 | Michael Graham | 17 | 1 | 10 | 11 | 27 |
| 16 | Alex Steeves | 23 | 8 | 9 | 17 | 65 |
| 5 | Matt Hellickson | 24 | 3 | 8 | 11 | 25 |
| 24 | Spencer Stastney | 23 | 2 | 8 | 10 | 22 |
| 13 | Colin Theisen | 24 | 5 | 7 | 12 | 66 |
| 4 | Nick Leivermann | 22 | 3 | 7 | 10 | 57 |
| 2 | Nate Clurman | 24 | 0 | 6 | 6 | 36 |

| ## | Goals | GP | G | A | Pts | Sh |
|----|-----------------|----|---|----|-----|----|
| 16 | Alex Steeves | 23 | 8 | 9 | 17 | 65 |
| 19 | Mike O'Leary | 24 | 7 | 10 | 17 | 58 |
| 27 | Trevor Janicke | 24 | 7 | 3 | 10 | 54 |
| 26 | Cam Morrison | 24 | 6 | 12 | 18 | 51 |
| 13 | Colin Theisen | 24 | 5 | 7 | 12 | 66 |
| 11 | Cal Burke | 24 | 4 | 11 | 15 | 69 |
| 20 | Jake Pivonka | 22 | 4 | 5 | 9 | 29 |
| 18 | Graham Slaggert | 24 | 4 | 4 | 8 | 31 |
| 5 | Matt Hellickson | 24 | 3 | 8 | 11 | 25 |
| 4 | Nick Leivermann | 22 | 3 | 7 | 10 | 57 |

| ## | Shots | GP | G | A | Pts | Sh | Sh% |
|----|-----------------|----|---|----|-----|----|------|
| 11 | Cal Burke | 24 | 4 | 11 | 15 | 69 | .058 |
| 13 | Colin Theisen | 24 | 5 | 7 | 12 | 66 | .076 |
| 16 | Alex Steeves | 23 | 8 | 9 | 17 | 65 | .123 |
| 19 | Mike O'Leary | 24 | 7 | 10 | 17 | 58 | .121 |
| 4 | Nick Leivermann | 22 | 3 | 7 | 10 | 57 | .053 |
| 27 | Trevor Janicke | 24 | 7 | 3 | 10 | 54 | .130 |
| 26 | Cam Morrison | 24 | 6 | 12 | 18 | 51 | .118 |
| 2 | Nate Clurman | 24 | 0 | 6 | 6 | 36 | .000 |
| 18 | Graham Slaggert | 24 | 4 | 4 | 8 | 31 | .129 |
| 6 | Tory Dello | 24 | 0 | 6 | 6 | 30 | .000 |

| ## | Power-Play Goals | GP | PPG |
|----|------------------|----|-----|
| 19 | Mike O'Leary | 24 | 3 |
| 16 | Alex Steeves | 23 | 2 |
| 4 | Nick Leivermann | 22 | 2 |
| 5 | Matt Hellickson | 24 | 2 |

| ## | Shot Pct. | GP | G | A | Pts | Sh | Sh% |
|----|-----------------|----|---|----|-----|----|------|
| 25 | Solag Bakich | 10 | 1 | 0 | 1 | 3 | .333 |
| 20 | Jake Pivonka | 22 | 4 | 5 | 9 | 29 | .138 |
| 27 | Trevor Janicke | 24 | 7 | 3 | 10 | 54 | .130 |
| 18 | Graham Slaggert | 24 | 4 | 4 | 8 | 31 | .129 |
| 8 | Matt Steeves | 16 | 1 | 3 | 4 | 8 | .125 |
| 16 | Alex Steeves | 23 | 8 | 9 | 17 | 65 | .123 |
| 19 | Mike O'Leary | 24 | 7 | 10 | 17 | 58 | .121 |
| 5 | Matt Hellickson | 24 | 3 | 8 | 11 | 25 | .120 |
| 26 | Cam Morrison | 24 | 6 | 12 | 18 | 51 | .118 |
| 10 | Cam Burke | 23 | 2 | 0 | 2 | 20 | .100 |

| ## | Short-Handed Goals | GP | SHG |
|----|--------------------|----|-----|
| 5 | Matt Hellickson | 24 | 2 |
| 16 | Alex Steeves | 23 | 2 |

| ## | Game-Winning Goals | GP | GWG |
|----|--------------------|----|-----|
| 5 | Matt Hellickson | 24 | 2 |
| 16 | Alex Steeves | 23 | 2 |

| ## | Penalties | GP | Pen | Min |
|----|-----------------|----|-----|-----|
| 6 | Tory Dello | 24 | 9 | 18 |
| 14 | Jesse Lansdell | 24 | 9 | 29 |
| 13 | Colin Theisen | 24 | 9 | 18 |
| 19 | Mike O'Leary | 24 | 8 | 16 |
| 17 | Pierce Crawford | 24 | 6 | 12 |
| 20 | Jake Pivonka | 22 | 5 | 10 |
| 5 | Matt Hellickson | 24 | 5 | 10 |
| 16 | Alex Steeves | 23 | 3 | 6 |
| 18 | Graham Slaggert | 24 | 3 | 6 |
| TM | TEAM | 9 | 3 | 6 |

| ## | Plus/Minus | GP | +/- |
|----|----------------|----|-----|
| 26 | Cam Morrison | 24 | +11 |
| 16 | Alex Steeves | 23 | +7 |
| 20 | Jake Pivonka | 22 | +7 |
| 29 | Charlie Raith | 23 | +4 |
| 2 | Nate Clurman | 24 | +3 |
| 25 | Solag Bakich | 10 | +2 |
| 15 | Michael Graham | 17 | +1 |
| 13 | Colin Theisen | 24 | +1 |

| ## | Penalty Minutes | GP | Pen | Min |
|----|-----------------|----|-----|-----|
| 14 | Jesse Lansdell | 24 | 9 | 29 |
| 6 | Tory Dello | 24 | 9 | 18 |
| 13 | Colin Theisen | 24 | 9 | 18 |
| 19 | Mike O'Leary | 24 | 8 | 16 |
| 17 | Pierce Crawford | 24 | 6 | 12 |
| 20 | Jake Pivonka | 22 | 5 | 10 |
| 5 | Matt Hellickson | 24 | 5 | 10 |
| 4 | Nick Leivermann | 22 | 3 | 6 |
| 8 | Matt Steeves | 16 | 3 | 6 |
| TM | TEAM | 9 | 3 | 6 |

2019-20 RESULTS

| Date | Opponent | Score | Shots | Overall | Conf | Time | Att. | Goalie of record |
|----------|-------------------------|---------|-------|---------|-------|------|-------|------------------|
| Oct 11 | AIR FORCE | W 4-3 | 29/36 | 1-0-0 | 0-0-0 | 2:26 | 4977 | Ryan Bischel |
| Oct 13 | AIR FORCE | W 6-1 | 32/23 | 2-0-0 | 0-0-0 | 2:26 | 3506 | Ryan Bischel |
| Oct 25 | LAKE SUPERIOR STATE | W 5-2 | 32/26 | 3-0-0 | 0-0-0 | 2:21 | 3991 | Ryan Bischel |
| Oct 26 | LAKE SUPERIOR STATE | W 6-4 | 30/33 | 4-0-0 | 0-0-0 | 2:33 | 4178 | Cale Morris |
| * Nov 01 | at Minnesota | Tot 2-2 | 31/25 | 4-0-1 | 0-0-1 | 2:36 | 7459 | Cale Morris |
| * Nov 02 | at Minnesota | W 5-3 | 39/27 | 5-0-1 | 1-0-1 | 2:19 | 8008 | Cale Morris |
| * Nov 08 | #8 OHIO STATE | Wot 3-2 | 35/27 | 6-0-1 | 2-0-1 | 2:28 | 4740 | Cale Morris |
| * Nov 09 | #8 OHIO STATE | W 2-1 | 29/25 | 7-0-1 | 3-0-1 | 2:17 | 4858 | Cale Morris |
| * Nov 15 | at #15 Wisconsin | L 0-3 | 22/35 | 7-1-1 | 3-1-1 | 2:19 | 9698 | Cale Morris |
| * Nov 16 | at #15 Wisconsin | Wot 5-4 | 36/35 | 8-1-1 | 4-1-1 | 2:28 | 12593 | Cale Morris |
| * Nov 22 | at Michigan State | Tot 1-1 | 37/19 | 8-1-2 | 4-1-2 | 2:41 | 4898 | Cale Morris |
| * Nov 23 | at Michigan State | L 2-3 | 25/29 | 8-2-2 | 4-2-2 | 2:21 | 5902 | Cale Morris |
| Nov 29 | #15 BOWLING GREEN | L 2-5 | 29/31 | 8-3-2 | 4-2-2 | 2:10 | 5271 | Cale Morris |
| Nov 30 | at #16 Bowling Green | L 2-5 | 27/35 | 8-4-2 | 4-2-2 | 2:30 | 3382 | Ryan Bischel |
| Dec 06 | at #9 Boston College | L 0-4 | 26/26 | 8-5-2 | 4-2-2 | 2:10 | 7295 | Cale Morris |
| Dec 08 | #10 BOSTON COLLEGE | L 1-6 | 28/36 | 8-6-2 | 4-2-2 | 2:18 | 3985 | Cale Morris |
| * Dec 13 | #7 PENN STATE | L 2-4 | 42/40 | 8-7-2 | 4-3-2 | 2:26 | 3806 | Cale Morris |
| * Dec 14 | #7 PENN STATE | W 3-0 | 23/37 | 9-7-2 | 5-3-2 | 1:17 | 4306 | Cale Morris |
| Jan 03 | #19 WESTERN MICHIGAN | Tot 1-1 | 33/43 | 9-7-3 | 5-3-2 | 2:30 | 5247 | Cale Morris |
| Jan 05 | at #19 Western Michigan | W 4-1 | 27/41 | 10-7-3 | 5-3-2 | 2:09 | 3762 | Cale Morris |
| * Jan 10 | MICHIGAN | L 0-3 | 32/18 | 10-8-3 | 5-4-2 | 2:16 | 4896 | Cale Morris |
| * Jan 11 | MICHIGAN | L 1-3 | 26/35 | 10-9-3 | 5-5-2 | 2:22 | 4971 | Cale Morris |
| * Jan 17 | at #9 Ohio State | Tot 4-4 | 18/31 | 10-9-4 | 5-5-3 | 2:49 | 7507 | Cale Morris |
| * Jan 18 | at #9 Ohio State | L 1-2 | 29/16 | 10-10-4 | 5-6-3 | 2:13 | 9835 | Cale Morris |

| Team Record | W-L-T | Attendance | Dates | Total | Avg. |
|-------------|---------|------------|-------|--------|------|
| Overall: | 10-10-4 | Total: | 24 | 139071 | 5795 |
| Conference: | 5-6-3 | Home: | 13 | 58732 | 4518 |
| Home: | 7-5-1 | Away: | 11 | 80339 | 7304 |
| Away: | 3-5-3 | Neutral: | 0 | 0 | 0 |
| Neutral: | 0-0-0 | | | | |
| Overtime: | 2-0-4 | | | | |

2019-20 INDIVIDUAL GAME-BY-GAME

| Opponent | Date | Score | 2019-20 INDIVIDUAL GAME-BY-GAME | | | | | | | | | | | | | |
|----------|--------|-------|---------------------------------|------------|------------|-------------|------------|------------|-----------|-----------|-------------|-------------|------------|--|--|--|
| | | | 2 | 3 | 4 | 5 | 6 | 8 | 10 | 11 | 13 | 14 | 15 | | | |
| | | | CLURMAN,NA | CARMICHAEL | LEIVERMANN | HELLICKSON, | DELLO,TORY | STEEVES,MA | BURKE,CAM | BURKE,CAL | THEISEN,COL | LANSDELL,JE | GRAHAM,MIC | | | |
| AF | Oct 11 | 4-3 W | 0-1-1 | DNP | 0-0-0 | 0-0-0 | 0-0-0 | 0-0-0 | 0-0-0 | 1-1-2 | 1-0-1 | 0-0-0 | 0-2-2 | | | |
| AF | Oct 13 | 6-1 W | 0-0-0 | DNP | 0-1-1 | 1-0-1 | 0-2-2 | 0-0-0 | 0-0-0 | 1-1-2 | 2-1-3 | 0-0-0 | 0-0-0 | | | |
| LSSU | Oct 25 | 5-2 W | 0-0-0 | DNP | 0-1-1 | 1-0-1 | 0-0-0 | 0-0-0 | 0-0-0 | 1-3-4 | 0-1-1 | 0-0-0 | 0-0-0 | | | |
| LSSU | Oct 26 | 6-4 W | 0-1-1 | DNP | 0-0-0 | 0-1-1 | 0-0-0 | 0-0-0 | 0-0-0 | 1-2-3 | 0-2-2 | 0-0-0 | DNP | | | |
| at MINN | Nov 01 | 2-2 t | 0-0-0 | DNP | 0-0-0 | 0-1-1 | 0-0-0 | 0-0-0 | 0-0-0 | 0-1-1 | 0-0-0 | 0-0-0 | DNP | | | |
| at MINN | Nov 02 | 5-3 W | 0-0-0 | DNP | 2-0-2 | 0-1-1 | 0-0-0 | 0-0-0 | 0-0-0 | 0-1-1 | 0-0-0 | 0-1-1 | DNP | | | |
| OSU | Nov 08 | 3-2 W | 0-1-1 | DNP | 0-0-0 | 0-0-0 | 0-1-1 | 0-1-1 | 0-0-0 | 0-0-0 | 0-0-0 | 0-0-0 | DNP | | | |
| OSU | Nov 09 | 2-1 W | 0-0-0 | DNP | 0-0-0 | 0-0-0 | 0-0-0 | 0-1-1 | 1-0-1 | 0-0-0 | 0-0-0 | 0-1-1 | DNP | | | |
| at UW | Nov 15 | 0-3 L | 0-0-0 | DNP | 0-0-0 | 0-0-0 | 0-0-0 | 0-0-0 | 0-0-0 | 0-0-0 | 0-0-0 | 0-0-0 | DNP | | | |
| at UW | Nov 16 | 5-4 W | 0-2-2 | DNP | 0-1-1 | 0-0-0 | 0-1-1 | 0-1-1 | 1-0-1 | 0-0-0 | 1-1-2 | 1-1-2 | DNP | | | |
| at MSU | Nov 22 | 1-1 t | 0-0-0 | 0-0-0 | 0-0-0 | 0-0-0 | 0-0-0 | DNP | 0-0-0 | 0-0-0 | 0-0-0 | 0-0-0 | 1-0-1 | | | |
| at MSU | Nov 23 | 2-3 L | 0-0-0 | DNP | 1-0-1 | 0-0-0 | 0-0-0 | 0-0-0 | 0-0-0 | 0-1-1 | 0-2-2 | 0-0-0 | 0-0-0 | | | |
| BGSU | Nov 29 | 2-5 L | 0-0-0 | DNP | 0-1-1 | 0-0-0 | 0-0-0 | 0-0-0 | 0-0-0 | 0-0-0 | 0-0-0 | 0-0-0 | 0-0-0 | | | |
| at BGSU | Nov 30 | 2-5 L | 0-0-0 | 0-0-0 | 0-2-2 | 0-0-0 | 0-1-1 | DNP | 0-0-0 | 0-0-0 | 0-0-0 | 0-0-0 | 0-0-0 | | | |
| at BC | Dec 06 | 0-4 L | 0-0-0 | DNP | 0-0-0 | 0-0-0 | 0-0-0 | DNP | 0-0-0 | 0-0-0 | 0-0-0 | 0-0-0 | 0-0-0 | | | |
| BC | Dec 08 | 1-6 L | 0-0-0 | DNP | 0-0-0 | 0-0-0 | 0-0-0 | 0-0-0 | 0-0-0 | 0-0-0 | 0-0-0 | 0-0-0 | 0-1-1 | | | |
| PSU | Dec 13 | 2-4 L | 0-0-0 | DNP | 0-1-1 | 0-2-2 | 0-0-0 | DNP | 0-0-0 | 0-0-0 | 0-0-0 | 0-0-0 | 0-1-1 | | | |
| PSU | Dec 14 | 3-0 W | 0-0-0 | DNP | 0-0-0 | 0-2-2 | 0-0-0 | DNP | DNP | 0-0-0 | 0-0-0 | 0-1-1 | 0-1-1 | | | |
| WMU | Jan 03 | 1-1 t | 0-0-0 | 0-0-0 | 0-0-0 | 0-0-0 | 0-0-0 | 0-0-0 | 0-0-0 | 0-0-0 | 0-0-0 | 0-0-0 | 0-1-1 | | | |
| at WMU | Jan 05 | 4-1 W | 0-1-1 | DNP | 0-0-0 | 1-0-1 | 0-0-0 | DNP | 0-0-0 | 0-0-0 | 0-0-0 | 0-0-0 | 0-3-3 | | | |
| MICH | Jan 10 | 0-3 L | 0-0-0 | DNP | 0-0-0 | 0-0-0 | 0-0-0 | DNP | 0-0-0 | 0-0-0 | 0-0-0 | 0-0-0 | 0-0-0 | | | |
| MICH | Jan 11 | 1-3 L | 0-0-0 | DNP | 0-0-0 | 0-0-0 | 0-1-1 | DNP | 0-0-0 | 0-0-0 | 0-0-0 | 0-0-0 | 0-0-0 | | | |
| at OSU | Jan 17 | 4-4 t | 0-0-0 | 0-0-0 | DNP | 0-1-1 | 0-0-0 | 0-0-0 | 0-0-0 | 0-1-1 | 1-0-1 | 0-1-1 | 0-1-1 | | | |
| at OSU | Jan 18 | 1-2 L | 0-0-0 | 0-0-0 | DNP | 0-0-0 | 0-0-0 | 1-0-1 | 0-0-0 | 0-0-0 | 0-0-0 | 0-0-0 | 0-0-0 | | | |

| Opponent | Date | Score | 2019-20 INDIVIDUAL GAME-BY-GAME | | | | | | | | | | | |
|----------|--------|-------|---------------------------------|-----------|------------|-------------|-------------|-----------|------------|------------|------------|-------------|-------------|--|
| | | | 16 | 17 | 18 | 19 | 20 | 21 | 24 | 25 | 26 | 27 | 29 | |
| | | | STEEVES,AL | CRAWFORD, | SLAGGERT,G | O'LEARY,MIK | PIVONKA,JAK | ELLIS,MAX | STASTNEY,S | BAKICH,SOL | MORRISON,C | JANICKE,TRE | RAITH,CHARL | |
| AF | Oct 11 | 4-3 W | 1-1-2 | 0-0-0 | 0-0-0 | 0-2-2 | 0-0-0 | DNP | 0-0-0 | DNP | 1-0-1 | 0-0-0 | 0-0-0 | |
| AF | Oct 13 | 6-1 W | 0-0-0 | 0-0-0 | 0-1-1 | 0-3-3 | 1-0-1 | DNP | 0-1-1 | DNP | 1-0-1 | 0-0-0 | 0-0-0 | |
| LSSU | Oct 25 | 5-2 W | 0-1-1 | 0-0-0 | 1-0-1 | 2-1-3 | 0-1-1 | DNP | 0-0-0 | DNP | 0-2-2 | 0-0-0 | 0-0-0 | |
| LSSU | Oct 26 | 6-4 W | 0-1-1 | 0-0-0 | 0-0-0 | 2-1-3 | 1-1-2 | DNP | 1-2-3 | 0-0-0 | 0-0-0 | 1-1-2 | 0-0-0 | |
| at MINN | Nov 01 | 2-2 t | 0-0-0 | 0-0-0 | 0-0-0 | 1-0-1 | 0-0-0 | DNP | 0-0-0 | 0-0-0 | 0-1-1 | 1-0-1 | 0-0-0 | |
| at MINN | Nov 02 | 5-3 W | 0-1-1 | 0-0-0 | 0-1-1 | 0-0-0 | 0-0-0 | DNP | 1-1-2 | 0-0-0 | 0-3-3 | 1-1-2 | 1-0-1 | |
| OSU | Nov 08 | 3-2 W | 0-0-0 | 1-0-1 | 0-0-0 | 0-0-0 | 0-1-1 | DNP | 0-0-0 | 1-0-1 | 0-1-1 | 1-1-2 | 0-0-0 | |
| OSU | Nov 09 | 2-1 W | 0-0-0 | 0-0-0 | 0-0-0 | 0-0-0 | 1-0-1 | DNP | 0-1-1 | 0-0-0 | 0-0-0 | 0-0-0 | 0-1-1 | |
| at UW | Nov 15 | 0-3 L | 0-0-0 | 0-0-0 | 0-0-0 | 0-0-0 | 0-0-0 | DNP | 0-0-0 | 0-0-0 | 0-0-0 | 0-0-0 | 0-0-0 | |
| at UW | Nov 16 | 5-4 W | 1-1-2 | 0-0-0 | 0-1-1 | 0-0-0 | 0-1-1 | DNP | 0-0-0 | 0-0-0 | 0-0-0 | 1-0-1 | 0-0-0 | |
| at MSU | Nov 22 | 1-1 t | 0-0-0 | 0-0-0 | 0-0-0 | 0-1-1 | 0-0-0 | DNP | 0-0-0 | DNP | 0-1-1 | 0-0-0 | 0-0-0 | |
| at MSU | Nov 23 | 2-3 L | 0-0-0 | 0-0-0 | 0-0-0 | 1-0-1 | 0-0-0 | DNP | 0-0-0 | DNP | 0-1-1 | 0-0-0 | 0-0-0 | |
| BGSU | Nov 29 | 2-5 L | 0-1-1 | 0-0-0 | 0-0-0 | 0-1-1 | 1-0-1 | DNP | 0-1-1 | DNP | 1-0-1 | 0-0-0 | 0-0-0 | |
| at BGSU | Nov 30 | 2-5 L | DNP | 0-0-0 | 0-0-0 | 1-0-1 | 0-0-0 | 0-0-0 | 0-0-0 | 0-0-0 | 0-1-1 | 1-0-1 | DNP | |
| at BC | Dec 06 | 0-4 L | 0-0-0 | 0-0-0 | 0-0-0 | 0-0-0 | 0-0-0 | 0-0-0 | 0-0-0 | DNP | 0-0-0 | 0-0-0 | 0-0-0 | |
| BC | Dec 08 | 1-6 L | 0-1-1 | 0-0-0 | 0-0-0 | 0-0-0 | DNP | 0-0-0 | 0-0-0 | DNP | 0-0-0 | 1-0-1 | 0-0-0 | |
| PSU | Dec 13 | 2-4 L | 1-0-1 | 0-0-0 | 0-0-0 | 0-0-0 | 0-0-0 | 0-0-0 | 0-0-0 | DNP | 1-0-1 | 0-0-0 | 0-0-0 | |
| PSU | Dec 14 | 3-0 W | 1-0-1 | 0-0-0 | 1-0-1 | 0-1-1 | 0-0-0 | 1-0-1 | 0-0-0 | 0-0-0 | 0-0-0 | 0-0-0 | 0-0-0 | |
| WMU | Jan 03 | 1-1 t | 0-1-1 | 0-0-0 | 0-0-0 | 0-0-0 | DNP | 0-0-0 | DNP | DNP | 1-0-1 | 0-0-0 | 0-0-0 | |
| at WMU | Jan 05 | 4-1 W | 2-1-3 | 0-0-0 | 0-0-0 | 0-0-0 | 0-0-0 | 0-0-0 | 0-0-0 | DNP | 1-2-3 | 0-0-0 | 0-0-0 | |
| MICH | Jan 10 | 0-3 L | 0-0-0 | 0-0-0 | 0-0-0 | 0-0-0 | 0-0-0 | 0-0-0 | 0-0-0 | DNP | 0-0-0 | 0-0-0 | 0-0-0 | |
| MICH | Jan 11 | 1-3 L | 0-0-0 | 0-0-0 | 1-0-1 | 0-0-0 | 0-1-1 | DNP | 0-0-0 | 0-0-0 | 0-0-0 | 0-0-0 | 0-0-0 | |
| at OSU | Jan 17 | 4-4 t | 2-0-2 | 0-0-0 | 1-1-2 | 0-0-0 | 0-0-0 | DNP | 0-1-1 | DNP | 0-0-0 | 0-0-0 | 0-0-0 | |
| at OSU | Jan 18 | 1-2 L | 0-0-0 | 0-1-1 | 0-0-0 | 0-0-0 | 0-0-0 | DNP | 0-1-1 | DNP | 0-0-0 | 0-0-0 | 0-0-0 | |

2019-20 GAME-BY-GAME COMPARISON

| Date | Opponent | Score | Goals | Shots | | Penalties | | | Power Plays | | |
|--------|---------------------|-------|---------|-----------|-----------|-----------|---------|--------|-------------|---|-------|
| | | | | Assists | Shots | Pen-Min | Pen-Min | G-Ch | G-Ch | | |
| Oct 11 | AIR FORCE | 4-3 | 4 / 3 | 7 / 6 | 29 / 36 | 3-6 | / | 4-8 | 0-4 | / | 0-3 |
| Oct 13 | AIR FORCE | 6-1 | 6 / 1 | 10 / 2 | 32 / 23 | 3-6 | / | 4-8 | 2-3 | / | 0-2 |
| Oct 25 | LAKE SUPERIOR STATE | 5-2 | 5 / 2 | 10 / 3 | 32 / 26 | 1-2 | / | 2-4 | 1-2 | / | 0-1 |
| Oct 26 | LAKE SUPERIOR STATE | 6-4 | 6 / 4 | 12 / 7 | 30 / 33 | 5-10 | / | 6-12 | 2-6 | / | 1-5 |
| Nov 01 | at Minnesota | 2-2 | 2 / 2 | 3 / 1 | 31 / 25 | 4-8 | / | 3-6 | 0-2 | / | 0-3 |
| Nov 02 | at Minnesota | 5-3 | 5 / 3 | 10 / 5 | 39 / 27 | 3-6 | / | 3-6 | 1-3 | / | 0-3 |
| Nov 08 | OHIO STATE | 3-2 | 3 / 2 | 6 / 4 | 35 / 27 | 5-21 | / | 4-8 | 0-4 | / | 0-4 |
| Nov 09 | OHIO STATE | 2-1 | 2 / 1 | 4 / 2 | 29 / 25 | 3-6 | / | 4-19 | 0-3 | / | 0-3 |
| Nov 15 | at Wisconsin | 0-3 | 0 / 3 | 0 / 6 | 22 / 35 | 4-8 | / | 3-6 | 0-1 | / | 2-2 |
| Nov 16 | at Wisconsin | 5-4 | 5 / 4 | 10 / 8 | 36 / 35 | 4-8 | / | 3-6 | 0-2 | / | 1-3 |
| Nov 22 | at Michigan State | 1-1 | 1 / 1 | 2 / 2 | 37 / 19 | 2-4 | / | 2-4 | 0-1 | / | 0-1 |
| Nov 23 | at Michigan State | 2-3 | 2 / 3 | 4 / 3 | 25 / 29 | 3-6 | / | 4-8 | 2-3 | / | 0-2 |
| Nov 29 | BOWLING GREEN | 2-5 | 2 / 5 | 4 / 7 | 29 / 31 | 3-6 | / | 3-6 | 1-3 | / | 2-3 |
| Nov 30 | at Bowling Green | 2-5 | 2 / 5 | 4 / 4 | 27 / 35 | 4-8 | / | 3-6 | 1-3 | / | 2-4 |
| Dec 06 | at Boston College | 0-4 | 0 / 4 | 0 / 5 | 26 / 26 | 2-4 | / | 3-6 | 0-3 | / | 1-2 |
| Dec 08 | BOSTON COLLEGE | 1-6 | 1 / 6 | 2 / 8 | 28 / 36 | 4-8 | / | 4-8 | 0-4 | / | 2-4 |
| Dec 13 | PENN STATE | 2-4 | 2 / 4 | 4 / 8 | 42 / 40 | 4-8 | / | 3-6 | 0-3 | / | 1-4 |
| Dec 14 | PENN STATE | 3-0 | 3 / 0 | 5 / 0 | 23 / 37 | 4-8 | / | 2-4 | 0-2 | / | 0-3 |
| Jan 03 | WESTERN MICHIGAN | 1-1 | 1 / 1 | 2 / 1 | 33 / 43 | 3-6 | / | 3-6 | 0-3 | / | 0-2 |
| Jan 05 | at Western Michigan | 4-1 | 4 / 1 | 7 / 2 | 27 / 41 | 5-10 | / | 2-4 | 1-2 | / | 1-4 |
| Jan 10 | MICHIGAN | 0-3 | 0 / 3 | 0 / 5 | 32 / 18 | 2-4 | / | 3-6 | 0-3 | / | 1-2 |
| Jan 11 | MICHIGAN | 1-3 | 1 / 3 | 2 / 5 | 26 / 35 | 5-10 | / | 5-10 | 0-4 | / | 1-4 |
| Jan 17 | at Ohio State | 4-4 | 4 / 4 | 6 / 8 | 18 / 31 | 4-8 | / | 2-4 | 1-1 | / | 1-3 |
| Jan 18 | at Ohio State | 1-2 | 1 / 2 | 2 / 3 | 29 / 16 | 3-6 | / | 1-2 | 0-0 | / | 1-3 |
| Totals | | 62-67 | 62 / 67 | 116 / 105 | 717 / 729 | 83-177 | / | 76-163 | 12-65 | / | 17-70 |

Note: Game totals are displayed in the format TEAM/OPPONENT for each category

Hockey Game Box Score (Final) Air Force vs #8 Notre Dame (Oct 11, 2019 at Notre Dame, Ind.)

Air Force (0-1-0, 0-0-0 AHA) vs. Notre Dame (1-0-0, 0-0-0 B1G) Date: Oct 11, 2019 • Location: Notre Dame, Ind. • Arena: Compton Family Arena Attendance: 4977 • Start time: 7:10 PM • End time: 9:36 PM • Total time: 2:26

Table with columns: Prd, Time, Team, Scored by, Assists, Vis. on ice, Home on ice, Goals by Period, Shots by Period, Power Play Goals-Att (Sh), Penalties-Minutes by Prd.

TEAM SUMMARY table with columns: #, Air Force, 1, 2, 3, Tot, +/-, #, Notre Dame, 1, 2, 3, Tot, +/-.

GOALTENDERS table with columns: #, Air Force, Dec, Min, GA, 1, 2, 3, Saves, #, Notre Dame, Dec, Min, GA, 1, 2, 3, Saves.

PENALTY SUMMARY table with columns: Prd, Player, Team, Min/Offense, Time, Prd, Player, Team, Min/Offense, Time.

Win-Ryan Bischel (1-0-0). Loss-LaROCQUE, Zach (0-1-0).

Hockey Game Box Score (Final) Air Force vs #8 Notre Dame (Oct 13, 2019 at Notre Dame, Ind.)

Air Force (0-2-0, 0-0-0 AHA) vs. Notre Dame (2-0-0, 0-0-0 B1G) Date: Oct 13, 2019 • Location: Notre Dame, Ind. • Arena: Compton Family Arena Attendance: 3506 • Start time: 3:05 PM • End time: 5:31 PM • Total time: 2:26

Table with columns: Prd, Time, Team, Scored by, Assists, Vis. on ice, Home on ice, Goals by Period, Shots by Period, Power Play Goals-Att (Sh), Penalties-Minutes by Prd.

TEAM SUMMARY table with columns: #, Air Force, 1, 2, 3, Tot, +/-, #, Notre Dame, 1, 2, 3, Tot, +/-.

GOALTENDERS table with columns: #, Air Force, Dec, Min, GA, 1, 2, 3, Saves, #, Notre Dame, Dec, Min, GA, 1, 2, 3, Saves.

PENALTY SUMMARY table with columns: Prd, Player, Team, Min/Offense, Time, Prd, Player, Team, Min/Offense, Time.

Win-Ryan Bischel (2-0-0). Loss-LaROCQUE, Zach (0-2-0).

Hockey Game Box Score (Final) Lake Superior State vs #4 Notre Dame (Oct 25, 2019 at Notre Dame, Ind.)

Lake Superior State (2-5-0, 0-0-0 WCHA) vs. Notre Dame (3-0-0, 0-0-0 B1G) Date: Oct 25, 2019 • Location: Notre Dame, Ind. • Arena: Compton Family Arena Attendance: 3991 • Start time: 7:10 PM • End time: 9:31 PM • Total time: 2:21

Table with columns: Prd, Time, Team, Scored by, Assists, Vis. on ice, Home on ice, Goals by Period, Shots by Period, Power Play Goals-Att (Sh), Penalties-Minutes by Prd.

TEAM SUMMARY table with columns: #, Lake Superior State, 1, 2, 3, Tot, +/-, #, Notre Dame, 1, 2, 3, Tot, +/-.

GOALTENDERS table with columns: #, Lake Superior State, Dec, Min, GA, 1, 2, 3, Saves, #, Notre Dame, Dec, Min, GA, 1, 2, 3, Saves.

PENALTY SUMMARY table with columns: Prd, Player, Team, Min/Offense, Time, Prd, Player, Team, Min/Offense, Time.

Win-Ryan Bischel (3-0-0). Loss-MAREKS MITENS (2-5-0).

Hockey Game Box Score (Final) Lake Superior State vs #4 Notre Dame (Oct 26, 2019 at Notre Dame, Ind.)

Lake Superior State (2-6-0, 0-0-0 WCHA) vs. Notre Dame (4-0-0, 0-0-0 B1G) Date: Oct 26, 2019 • Location: Notre Dame, Ind. • Arena: Compton Family Arena Attendance: 4178 • Start time: 6:05 PM • End time: 8:38 PM • Total time: 2:33

Table with columns: Prd, Time, Team, Scored by, Assists, Vis. on ice, Home on ice, Goals by Period, Shots by Period, Power Play Goals-Att (Sh), Penalties-Minutes by Prd.

TEAM SUMMARY table with columns: #, Lake Superior State, 1, 2, 3, Tot, +/-, #, Notre Dame, 1, 2, 3, Tot, +/-.

GOALTENDERS table with columns: #, Lake Superior State, Dec, Min, GA, 1, 2, 3, Saves, #, Notre Dame, Dec, Min, GA, 1, 2, 3, Saves.

PENALTY SUMMARY table with columns: Prd, Player, Team, Min/Offense, Time, Prd, Player, Team, Min/Offense, Time.

Win-Cale Morris (1-0-0). Loss-ROMAN BENGERT (0-1-0).

Hockey Game Box Score (Final) Michigan vs #14 Notre Dame (Jan 10, 2020 at Notre Dame, Ind.)

Michigan (8-11-2, 3-7-1-0 B1G) vs. Notre Dame (10-9-3, 5-4-2-1 B1G)
Date: Jan 10, 2020 • Location: Notre Dame, Ind. • Arena: Compton Family Arena
Attendance: 4896 • Start time: 7:10 PM • End time: 9:26 PM • Total time: 2:16

Table with columns: Prd, Time, Team, Score, Assists, Vis. on ice, Home on ice, Goals by Period, Shots by Period, TEAM SUMMARY, Penalties-Minutes by Prd, Officials.

GOALTENDERS table with columns: #, Michigan, Dec, Min, GA, 1, 2, 3, Saves, #, Notre Dame, Dec, Min, GA, 1, 2, 3, Saves.

PENALTY SUMMARY table with columns: Prd, Player, Team, Min/Offense, Time, Prd, Player, Team, Min/Offense, Time.

Win-Strauss Mann (8-10-2). Loss-Cale Morris (7-7-3). Referee's signature

Hockey Game Box Score (Final) Michigan vs #14 Notre Dame (Jan 11, 2020 at Notre Dame, Ind.)

Michigan (9-11-2, 4-7-1-0 B1G) vs. Notre Dame (10-9-3, 5-5-2-1 B1G)
Date: Jan 11, 2020 • Location: Notre Dame, Ind. • Arena: Compton Family Arena
Attendance: 4971 • Start time: 6:05 PM • End time: 8:27 PM • Total time: 2:22

Table with columns: Prd, Time, Team, Score, Assists, Vis. on ice, Home on ice, Goals by Period, Shots by Period, TEAM SUMMARY, Penalties-Minutes by Prd, Officials.

GOALTENDERS table with columns: #, Michigan, Dec, Min, GA, 1, 2, 3, Saves, #, Notre Dame, Dec, Min, GA, 1, 2, 3, Saves.

PENALTY SUMMARY table with columns: Prd, Player, Team, Min/Offense, Time, Prd, Player, Team, Min/Offense, Time.

Win-Strauss Mann (9-10-2). Loss-Cale Morris (7-8-3). Referee's signature

Hockey Game Box Score (Final) #18 ND vs #9 Ohio State (Jan 17, 2020 at Columbus, Ohio)

ND (10-9-4, 5-5-3-2) vs. Ohio State (14-6-3, 7-4-2-0)
Date: Jan 17, 2020 • Location: Columbus, Ohio • Arena: Value City Arena
Attendance: 7507 • Start time: 6:01 pm • End time: 8:50 pm • Total time: 2:49

Table with columns: Prd, Time, Team, Score, Assists, Vis. on ice, Home on ice, Goals by Period, Shots by Period, TEAM SUMMARY, Penalties-Minutes by Prd, Officials.

GOALTENDERS table with columns: #, ND, Dec, Min, GA, 1, 2, 3, Saves, #, Ohio State, Dec, Min, GA, 1, 2, 3, Saves.

PENALTY SUMMARY table with columns: Prd, Player, Team, Min/Offense, Time, Prd, Player, Team, Min/Offense, Time.

ND-Cale Morris (7-8-4). Ohio State-Ryan Snowden (2-1-1). Referee's signature

Hockey Game Box Score (Final) #18 Notre Dame vs #9 Ohio State (Jan 18, 2020 at Columbus, Ohio)

Notre Dame (10-10-4, 5-6-3-2 B1G) vs. Ohio State (15-6-3, 8-4-2-0 B1G)
Date: Jan 18, 2020 • Location: Columbus, Ohio • Arena: Value City Arena
Attendance: 9835 • Start time: 5 pm • End time: 7:13 pm • Total time: 2:13

Table with columns: Prd, Time, Team, Score, Assists, Vis. on ice, Home on ice, Goals by Period, Shots by Period, TEAM SUMMARY, Penalties-Minutes by Prd, Officials.

GOALTENDERS table with columns: #, Notre Dame, Dec, Min, GA, 1, 2, 3, Saves, #, Ohio State, Dec, Min, GA, 1, 2, 3, Saves.

PENALTY SUMMARY table with columns: Prd, Player, Team, Min/Offense, Time, Prd, Player, Team, Min/Offense, Time.

Win-Ryan Snowden (3-1-1). Loss-Cale Morris (7-9-4). Ohio State timeout at 2:20/3rd. Referee's signature



#1 Dylan St. Cyr

Saves

-- 46 (vs. Denver 10/13/17)

Goals Against

5 (2x - vs. Omaha 10/26/17)

Shutouts (2)

-- vs. Alabama Huntsville 10/7/17 (W, 4-0; 34 saves)

-- vs. RPI 12/1/18 (W, 3-0; 33 saves)

#2 Nate Clurman

Goals: n/a

Assists: 2 (at Wisconsin 11/16/19)

Points: 2 (at Wisconsin 11/16/19)

Multi-Point Games: 1

Point Streak: n/a

Most Recent Goal: n/a

#3 Ryan Carmichael

Goals: n/a

Assists: n/a

Points: n/a

Multi-Point Games: n/a

Point Streak: n/a

Most Recent Goal: n/a

#4 Nick Leivermann

Goals: 2 (at Minnesota 11/1/19)

Assists: 2 (at Bowling Green 11/30/19)

Points: 2 (at Minnesota 11/1/19)

Multi-Point Games: 2

Point Streak: 3 games (Oct. 13 - 25.; 0-2-2)

Most Recent Goal: at Michigan State 11/23/19

#5 Matt Hellickson

Goals: 1 (10x - at Western Michigan 1/5/20)

Assists: 2 (5x - vs. Penn State 12/14/19)

Points: 3 (at Penn State 12/7/18)

Multi-Point Games: 5

Point Streak: 5 games (Oct. 13 - Nov. 2; 2-3-5)

Most Recent Goal: at Western Michigan 1/5/20

#6 Tory Dello

Goals: 1 (4x - vs. Michigan State 1/25/19)

Assists: 2 (4x - Air Force 10/13/19)

Points: 2 (4x - Air Force 10/13/19)

Multi-Point Games: 4

Point Streak: 4 games (Feb. 12-23; 0-5-5)

Most Recent Goal: vs. Michigan State 1/25/19

#8 Matt Steeves

Goals: 1 (5x - at Ohio State 1/18/20)

Assists: 1 (6x - at Wisconsin 11/16/19)

Points: 1 (11x - at Ohio State 1/18/20)

Multi-Point Games: N/A

Point Streak: 2 games (twice)

Most Recent Goal: at Ohio State 1/18/20

#10 Cam Burke

Goals: 1 (6x - at Wisconsin 11/16/19)

Assists: 1 (at Wisconsin 1/18/19)

Points: 1 (7x - at Wisconsin 11/16/19)

Multi-Point Games: n/a

Point Streak: n/a

Most Recent Goal: at Wisconsin 11/16/19

#11 Cal Burke

Goals: 3 (at Wisconsin 12/9/17 & vs. Mercyhurst 10/12/18)

Assists: 3 (2x - vs. Lake Superior 10/25/19)

Points: 5 (at Omaha 10/20/18)

Multi-Point Games: 15

Point Streak: 7 games (Nov. 17, 2018 - Dec. 31, 2018)

Most Recent Goal: vs. Lake Superior 10/26/19

#13 Colin Theisen

Goals: 2 (3x - vs. Air Force 10/13/19)

Assists: 2 (4x - at Michigan State 11/23/19)

Points: 3 (Air Force 10/13/19)

Multi-Point Games: 9

Point Streak: 5 games (Oct. 19- Nov. 3, 2017; 3-4-7)

Most Recent Goal: at Ohio State 1/17/20

#14 Jesse Lansdell

Goals: 1 (at Wisconsin 11/16/19)

Assists: 1 (5x - at Ohio State 1/17/20)

Points: 2 (at Wisconsin 11/16/19)

Multi-Point Games: 1

Point Streak: n/a

Most Recent Goal: at Wisconsin 11/16/19

#15 Michael Graham

Goals: 2 (4x - vs. Wisconsin 2/16/18)

Assists: 3 (at Western Michigan 1/5/20)

Points: 4 (vs. Michigan State 1/25/19)

Multi-Point Games: 7

Point Streak: 3 games (Jan. 18-25, 2019; 6-3-9)

Most Recent Goal: at Michigan State 11/22/19

#16 Alex Steeves

Goals: 2 (4x - at Ohio State 1/17/20)

Assists: 2 (at Western Michigan 1/5/20)

Points: 3 (at Western Michigan 1/5/20)

Multi-Point Games: 6

Point Streak: 5 games (Dec. 8 - Jan. 5; 4-3-7)

Most Recent Goal: at Ohio State 1/17/20 (2)

#17 Pierce Crawford

Goals: 1 (3x - vs. Ohio State 11/8/19)

Assists: 1 (4x - at Ohio State 1/18/20)

Points: 1 (7x - at Ohio State 1/18/20)

Multi-Point Games: n/a

Point Streak: 2 games (March 1-2; 0-2-2)

Most Recent Goal: vs. Ohio State 11/8/19

#18 Graham Slaggert

Goals: 1 (6x - vs. Michigan 1/11/20)

Assists: 1 (9x - at Wisconsin 11/16/19)

Points: 2 (at Ohio State 1/17/20)

Multi-Point Games: 1

Point Streak: 2 games (Oct. 13 -25.; 1-1-2)

Most Recent Goal: at Ohio State 1/17/20

#19 Mike O'Leary

Goals: 2 (3x - vs. Lake Superior 10/26/19)

Assists: 4 (vs. Michigan State 1/25/19)

Points: 4 (2x - vs. Michigan State 1/25/19)

Multi-Point Games: 9

Point Streak: 5 games (Oct. 11 - Nov. 1; 5-7-12)

Most Recent Goal: at Bowling Green 11/30/19

#20 Jake Pivonka

Goals: 1 (6x - vs. Bowling Green 11/29/19)

Assists: 2 (at Michigan 11/10/18)

Points: 2 (2x - vs. Lake Superior 10/26/19)

Multi-Point Games: 2

Point Streak: 4 games (Oct. 13 - .)

Most Recent Goal: vs. Bowling Green 11/29/19

#21 Max Ellis

Goals: 1 (vs. Penn State 12/14/19)

Assists: n/a

Points: 1 (vs. Penn State 12/14/19)

Multi-Point Games: n/a

Point Streak: n/a

Most Recent Goal: vs. Penn State 12/14/19

#22 Jack MacNab

Goals: n/a

Assists: n/a

Points: n/a

Multi-Point Games: n/a

Point Streak: n/a

Most Recent Goal: n/a

#24 Spencer Stastney

Goals: 1 (3x - at Minnesota 11/1/19)

Assists: 2 (vs. Lake Superior 10/26/19)

Points: 3 (vs. Lake Superior 10/26/19)

Multi-Point Games: 1

Point Streak: N/A

Most Recent Goal: at Minnesota 11/1/19

#25 Solag Bakich

Goals: 1 (vs. Ohio State 11/8/19)

Assists: n/a

Points: 1 (vs. Ohio State 11/8/19)

Multi-Point Games: n/a

Point Streak: n/a

Most Recent Goal: vs. Ohio State 11/8/19

#26 Cam Morrison

Goals: 2 (2x - vs. Michigan State 2/23/18)
 Assists: 3 (2x - at Minnesota 11/1/19)
 Points: 3 (4x at at Western Michigan 1/5/20)
 Multi-Point Games: 15
 Point Streak: 5 games (Nov. 27, 2018 - Dec. 8, 2018)
 Most Recent Goal: at Western Michigan 1/5/20

#27 Trevor Janicke

Goals: 1 (7x - vs. Boston College 12/8/19)
 Assists: 1 (3x - vs. Ohio State 11/8/19)
 Points: 2 (3x - vs. Ohio State 11/8/19)
 Multi-Point Games: 3
 Point Streak: 4 games (Oct. 26 - Nov. 8, 2019.; 4-3-7)
 Most Recent Goal: vs. Boston College 12/8/19

#28 Christian DiCesare

Goals: n/a
 Assists: n/a
 Points: n/a
 Multi-Point Games: n/a
 Point Streak: n/a
 Most Recent Goal: n/a

#29 Charlie Raith

Goals: 1 (at Minnesota 11/1/19)
 Assists: 1 (vs. Ohio State 11/9/19)
 Points: 1 (2x - vs. Ohio State 11/9/19)
 Multi-Point Games: n/a
 Point Streak: n/a
 Most Recent Goal: at Minnesota 11/1/19

#30 Ryan Bischel

Saves
 -- 33 (vs. Air Force 10/11/19)

Goals Against
 5 (at Bowling Green 11/30/19)

Shutouts (0)

#33 Nick Sanford

Saves: n/a
 Goals Against: n/a
 Shutouts: n/a
 Points: n/a

#32 Cale Morris

Saves
 -- 55 (at Penn State 2/3/18)
 -- 49 (vs. Michigan State 1/25/19)
 -- 48 (at Penn State 2/2/18)
 -- 46 (vs. Penn State 3/23/19)
 -- 44 (vs. Minnesota 11/24/17)
 -- 44 (at Penn State 12/7/18)

Goals Against
 6 (vs. Mercyhurst 10/12/18)

Shutouts (9)
 -- vs. Penn State 11/11/17 (W, 1-0; 33 saves)
 -- at RPI 11/18/17 (W, 1-0; 25 saves)
 -- vs. Minnesota 11/24/17 (W, 1-0; 44 saves)
 -- at Michigan State 12/2/17 (W, 2-0; 23 saves)
 -- vs. Providence 10/13/18 (W, 3-0; 22 saves)
 -- vs. Boston College 12/31/18 (W, 4-0; 20 saves)
 -- vs. Michigan State 3/8/19 (W, 1-0; 27 saves -- B1G QFinals)
 -- vs. Michigan State 3/9/19 (W, 2-0; 28 saves -- B1G QFinals)
 -- vs. Penn State 12/14/19 (W, 3-0; 37 saves)

Assists (2)
 -- at RPI 11/17/17 (W, 4-1)
 -- vs. RPI 11/30/18 (W, 5-1)

Cale Morris 2019-20 Game-by-Game

| Date | Opponent | Score | Minutes | GA | GAAvg | Saves | Save% | W | L | T | PP | SH | EN | PN | SO |
|--------------|---------------------|-------|---------|----|-------|-------|-------|---|---|---|----|----|----|----|----|
| Oct 26, 2019 | LAKE SUPERIOR STATE | 6-4 | 60:00 | 4 | 4.00 | 29 | .879 | 1 | 0 | 0 | 1 | 0 | 0 | 0 | 0 |
| Nov 01, 2019 | at Minnesota | 2-2 | 65:00 | 2 | 2.88 | 23 | .897 | 1 | 0 | 1 | 0 | 0 | 0 | 0 | 0 |
| Nov 02, 2019 | at Minnesota | 5-3 | 60:00 | 3 | 2.92 | 24 | .894 | 2 | 0 | 1 | 0 | 0 | 0 | 0 | 0 |
| Nov 08, 2019 | OHIO STATE | 3-2 | 63:59 | 2 | 2.65 | 25 | .902 | 3 | 0 | 1 | 0 | 0 | 0 | 0 | 0 |
| Nov 09, 2019 | OHIO STATE | 2-1 | 59:38 | 1 | 2.33 | 24 | .912 | 4 | 0 | 1 | 0 | 0 | 0 | 0 | 0 |
| Nov 15, 2019 | at Wisconsin | 0-3 | 58:29 | 2 | 2.29 | 32 | .918 | 4 | 1 | 1 | 2 | 0 | 0 | 0 | 0 |
| Nov 16, 2019 | at Wisconsin | 5-4 | 61:58 | 4 | 2.52 | 31 | .913 | 5 | 1 | 1 | 1 | 0 | 0 | 0 | 0 |
| Nov 22, 2019 | at Michigan State | 1-1 | 64:25 | 1 | 2.31 | 18 | .916 | 5 | 1 | 2 | 0 | 0 | 0 | 0 | 0 |
| Nov 23, 2019 | at Michigan State | 2-3 | 59:14 | 3 | 2.39 | 26 | .913 | 5 | 2 | 2 | 0 | 0 | 0 | 0 | 0 |
| Nov 29, 2019 | BOWLING GREEN | 2-5 | 40:00 | 4 | 2.63 | 17 | .905 | 5 | 3 | 2 | 1 | 0 | 0 | 0 | 0 |
| Dec 06, 2019 | at Boston College | 0-4 | 60:00 | 4 | 2.76 | 22 | .900 | 5 | 4 | 2 | 1 | 1 | 0 | 0 | 0 |
| Dec 08, 2019 | BOSTON COLLEGE | 1-6 | 50:53 | 6 | 3.07 | 21 | .890 | 5 | 5 | 2 | 2 | 0 | 0 | 0 | 0 |
| Dec 13, 2019 | PENN STATE | 2-4 | 58:46 | 3 | 3.07 | 36 | .894 | 5 | 6 | 2 | 1 | 0 | 0 | 0 | 0 |
| Dec 14, 2019 | PENN STATE | 3-0 | 60:00 | 0 | 2.85 | 37 | .903 | 6 | 6 | 2 | 0 | 0 | 0 | 0 | 0 |
| Jan 03, 2020 | WESTERN MICHIGAN | 1-1 | 65:00 | 1 | 2.70 | 42 | .911 | 6 | 6 | 3 | 0 | 0 | 0 | 0 | 0 |
| Jan 05, 2020 | at Western Michigan | 4-1 | 60:00 | 1 | 2.60 | 40 | .916 | 7 | 6 | 3 | 1 | 0 | 0 | 0 | 0 |
| Jan 10, 2020 | MICHIGAN | 0-3 | 58:57 | 2 | 2.56 | 15 | .915 | 7 | 7 | 3 | 1 | 0 | 0 | 0 | 0 |
| Jan 11, 2020 | MICHIGAN | 1-3 | 58:59 | 2 | 2.53 | 32 | .917 | 7 | 8 | 3 | 1 | 0 | 0 | 0 | 0 |
| Jan 17, 2020 | at Ohio State | 4-4 | 65:00 | 4 | 2.60 | 27 | .914 | 7 | 8 | 4 | 1 | 0 | 0 | 0 | 0 |
| Jan 18, 2020 | at Ohio State | 1-2 | 58:25 | 2 | 2.57 | 14 | .913 | 7 | 9 | 4 | 1 | 0 | 0 | 0 | 0 |
| Totals | | | 1188:43 | 51 | 2.57 | 535 | .913 | 7 | 9 | 4 | 14 | 1 | 0 | 0 | 0 |



1

DYLAN ST. CYR

Jr., Goaltender
Northville, MI



2

NATE CLURMAN

So., Defenseman
Boulder, CO



3

RYAN CARMICHAEL

Fr., Defenseman
Greenwich, CT



4

NICK LEIVERMANN

So., Defenseman
Eden Prairie, MN



5

MATT HELLICKSON


Jr., Defenseman
Rogers, MN



6

TORY DELLO


Sr., Defenseman
Crystal Lake, IL



8

MATT STEEVES

Jr., Forward
Eden Prairie, MN



10

CAM BURKE

So., Forward
Boxborough, MA



11

CAL BURKE


Sr., Forward
Boxborough, MA



13

COLIN THEISEN

Jr., Forward
Monroe, MI



14

JESSE LANSDELL


Fr., Forward
Surrey, British Columbia



15

MICHAEL GRAHAM

So., Forward
Eden Prairie, MN



16

ALEX STEEVES

So., Forward
Eden Prairie, MN



17

PIERCE CRAWFORD


Jr., Forward
Park Ridge, IL



18

GRAHAM SLAGGERT

So., Forward
South Bend, IN



19

MIKE O'LEARY

Sr., Forward
Halifax, Nova Scotia



20

JAKE PIVONKA

So., Forward
Naperville, IL



21

MAX ELLIS


Fr., Forward
Canton, MI



22

JACK MACNAB

Fr., Forward
Indianapolis, IN



24

SPENCER STASTNEY

So., Defenseman
Mequon, WI



SOLAG BAKICH
Fr., Forward
Dallas, TX



CAM MORRISON
Sr., Forward
Aurora, Ontario



TREVOR JANICKE
Fr., Forward
Maple Grove, MN



CHRISTIAN DICESARE
Fr., Defenseman
Morristown, NJ



CHARLIE RAITH
So., Defenseman
Winnetka, IL



RYAN BISCHSEL
Fr., Goaltender
Medina, MN



CALE MORRIS
Sr., Goaltender
Larkspur, CO



NICK SANFORD
Jr., Goaltender
Morristown, NJ



JEFF JACKSON
Head Coach



PAUL POOLEY
Associate Head Coach



ANDY SLAGGERT
Associate Head Coach



NICK SIERGIEJ
Coordinator of
Hockey Operations



RON GROVE
Equipment Specialist



KEVIN RICKS
Athletic Trainer




TONY ROLINSKI
Strength and
Conditioning Coach



KYLE LAWSON
Volunteer
Assistant Coach



JACK CEGLARSKI
Hockey Operation Intern



**REV. JOHN CONLEY,
C.S.C.**
Team Chaplain