



NOTRE DAME

HOCKEY

FIGHTING IRISH MEDIA

Director
Athletics Communications

Dan Colleran

dcollera@nd.edu

574-339-9810 (cell)

GAME 19

#15/RV NOTRE DAME VS. #19/-- WESTERN MICHIGAN

JANUARY 3

THE MATCH-UP

| | | |
|-------------------------|---|---|
| Game 19 | Friday, January 3 7:10 p.m. ET | Compton Family Ice Arena Notre Dame, Indiana |
| Records | Notre Dame Fighting Irish 9-7-2, 5-3-2-1 B1G | Western Michigan Broncos 7-7-2, 3-4-1-1 NCHC |
| TV & Streaming Coverage | TV: NBCSN Streaming: NBCSports.com/App | PxP: Tony Simeone Analyst: Anson Carter |
| Radio/Audio Coverage | 94.3 FM (South Bend) & UND.com | Darin Pritchett |

THE SERIES

| | | |
|----------|---------------|--|
| All-Time | WMU, 43-37-11 | Last: Tie, 3-3 Jan. 9, 2016 Kalamazoo, Mich. Lawson Ice Arena |
| At ND | ND, 26-16-2 | Last: ND, 7-1 Jan. 8, 2016 Notre Dame, Ind. Compton Family Ice Arena |

COUNTDOWN TO PUCK DROP

| | |
|-----|--|
| 510 | With Notre Dame's 3-2 win over Penn State in last season's Big Ten Tournament championship game, head coach Jeff Jackson recorded his 500th career win. He now has 510 career wins, which ranks second among active NCAA DI head coaches (spanning six seasons at Lake Superior State and 14+ seasons at Notre Dame). |
| 13 | Thirteen sets of brothers have suited up for the Irish, including current sets of brothers Cal and Cam Burke and Matt and Alex Steeves . |
| 12 | Twelve former Fighting Irish players have played in the NHL so far this season, including: Anders Bjork (Boston Bruins), Ian Cole (Colorado Avalanche), Steven Fogarty (New York Rangers), Dennis Gilbert (Chicago Blackhawks), Vinnie Hinostroza (Arizona Coyotes), Anders Lee (New York Islanders), Jordan Gross (Arizona Coyotes), Kyle Palmieri (New Jersey Devils), Andrew Peeke (Columbus Blue Jackets), Bryan Rust (Pittsburgh Penguins) and Riley Sheahan (Edmonton Oilers) and T.J. Tynan (Colorado Avalanche). |
| 9 | After posting a 37-save shutout against Penn State (Dec. 14) to close out the first semester, Cale Morris now has nine career shutouts. His nine career shutouts rank fifth in the Irish records book behind only Steven Summerhays (13), David Brown (12), Jordan Pearce (12) and Cal Petersen (11). |
| 8 | With the 2019 Big Ten tournament title, Notre Dame has won eight conference championships in program history, each under Jeff Jackson (three regular-season). |
| 7.4 | At 7.4 penalty minutes per game (133 minutes in 18 games played), the Fighting Irish are the second-least penalized team in the country, while Harvard ranks first (7.0). |
| 6 | With freshman Trevor Janicke joining the program, six father-son combinations have played for the Irish including Trevor and his father, Curtis '93 , as well as sophomore Graham Slaggert and his father/Associate Head Coach Andy Slaggert '89 . |
| 4 | Notre Dame has an active four-year NCAA tournament appearance streak, including Frozen Four appearances in 2017 and 2018, which is the longest streak in program history and is the fourth-longest active streak in the NCAA (the Irish have also appeared in seven of the last 10 NCAA Tournaments). |
| 2 | Sophomores Jake Pivonka (forward) and Spencer Stastney (defenseman) earned spots on the 2020 U.S. National Junior Team and are currently playing for Team USA at the International Ice Hockey Federation World Junior Championship, which is being played until Jan. 5, 2020, in Ostrava and Trinec, Czech Republic. |

2019-20 SCHEDULE // RESULTS

| Date | ND Rk | Opp Rk | Opponent | Location | TV | Time/Score |
|-------------|-------|--------|----------------------|---------------------|----------------|-------------|
| Oct. 6 | 9/10 | --/-- | USNTDP (exh.) | Plymouth, Mich. | CN-900 (Det.) | W, 4-2 |
| Oct. 11 | 8/9 | RV/-- | Air Force | Notre Dame, Ind. | NBCSN | W, 4-3 |
| Oct. 13 | 8/9 | RV/-- | Air Force | Notre Dame, Ind. | NHLN/NBCSN+ | W, 6-1 |
| Oct. 25 | 5/4 | --/-- | Lake Superior State | Notre Dame, Ind. | NBCSN | W, 5-2 |
| Oct. 26 | 5/4 | --/-- | Lake Superior State | Notre Dame, Ind. | NHLN/NBCSN+ | W, 6-4 |
| Nov. 1 | 5/4 | RV/-- | at Minnesota | Minneapolis, Min. | BTN | T, 2-2 (ot) |
| Nov. 2 | 5/4 | RV/-- | at Minnesota | Minneapolis, Min. | FSN | W, 5-3 |
| Nov. 8 | 5/5 | 9/8 | Ohio State | Notre Dame, Ind. | NBCSN | W, 3-2 (ot) |
| Nov. 9 | 5/5 | 9/8 | Ohio State | Notre Dame, Ind. | SNY | W, 2-1 |
| Nov. 15 | 4/3 | 15/15 | at Wisconsin | Madison, Wisc. | FSW | L, 3-0 |
| Nov. 16 | 4/3 | 15/15 | at Wisconsin | Madison, Wisc. | BTN+ | W, 5-4 (ot) |
| Nov. 22 | 3/3 | --/-- | at Michigan State | East Lansing, Mich. | BTN+ | T, 1-1 (ot) |
| Nov. 23 | 3/3 | --/-- | at Michigan State | East Lansing, Mich. | BTN+ | L, 3-2 |
| Nov. 29 | 5/4 | 16/15 | Bowling Green | Notre Dame, Ind. | NBCApp | L, 5-2 |
| Nov. 30 | 5/4 | 16/15 | at Bowling Green | Bowling Green, Ohio | FloHockey | L, 5-2 |
| Dec. 6 | 9/10 | 10/7 | at Boston College | Boston, Mass. | CBS All-Access | L, 4-0 |
| Dec. 8 | 9/10 | 10/7 | Boston College | Notre Dame, Ind. | NBCSP+ | L, 6-1 |
| Dec. 13 | 15/14 | 7/7 | Penn State | Notre Dame, Ind. | NHLN/NBCSN+ | L, 4-2 |
| Dec. 14 | 15/14 | 7/7 | Penn State | Notre Dame, Ind. | NBCApp | W, 3-0 |
| Jan. 3 | 15/RV | 19/-- | Western Michigan | Notre Dame, Ind. | NBCSN | 7 p.m. |
| Jan. 5 | 15/RV | 19/-- | at Western Minnesota | Kalamazoo, Mich. | | 5 p.m. |
| Jan. 10 | | | Michigan | Notre Dame, Ind. | NBCSN | 7 p.m. |
| Jan. 11 | | | Michigan | Notre Dame, Ind. | | 6 p.m. |
| Jan. 17 | | | at Ohio State | Columbus, Ohio | | 6 p.m. |
| Jan. 18 | | | at Ohio State | Columbus, Ohio | | 5 p.m. |
| Jan. 24 | | | Wisconsin | Notre Dame, Ind. | NBCSN+/NBCSP+ | 7 p.m. |
| Jan. 25 | | | Wisconsin | Notre Dame, Ind. | NBCSN+/NBCSP+ | 6 p.m. |
| Jan. 31 | | | at Penn State | State College, Pa. | BTN | 6 p.m. |
| Feb. 1 | | | at Penn State | State College, Pa. | | 6 p.m. |
| Feb. 14 | | | Minnesota | Notre Dame, Ind. | NBCSN | 7 p.m. |
| Feb. 15 | | | Minnesota | Notre Dame, Ind. | NBCSN+/NBCSP+ | 6 p.m. |
| Feb. 21 | | | at Michigan | Ann Arbor, Mich. | BTN | 6 p.m. |
| Feb. 22 | | | at Michigan | Ann Arbor, Mich. | BTN | 4 p.m. |
| Feb. 28 | | | Michigan State | Notre Dame, Ind. | NBCSN | 7 p.m. |
| Feb. 29 | | | Michigan State | Notre Dame, Ind. | NBCSP+ | 6 p.m. |
| March 6-8 | | | B1G Quarterfinals | Campus Sites | | TBA |
| March 14 | | | B1G Semifinals | Campus Sites | | TBA |
| March 21 | | | B1G Championship | Campus Site | | TBA |
| March 27-29 | | | NCAA Regionals | TBD | | TBA |
| April 9-11 | | | NCAA Frozen Four | Detroit, Mich. | | TBA |

-- Rankings: USCHO.com/USA Today/USA HM; ranking listed at time of game | All times Eastern |

-- TV: NBC Sports Network [NBCSN] | NBC Sports Chicago+ [NBCSN+] | NBC Sports Philadelphia+ [NBCSN+] | Big Ten Network [BTN] | Fox Sports North. + [FSN] | Fox Sports Midwest [FSW] | SportsNet New York [SNY]



UNIVERSITY INFORMATION

| | |
|---|--|
| School | University of Notre Dame |
| Location | Notre Dame, IN 46556 |
| Founded | 1842 |
| Enrollment | 8,530 (undergraduate), 12,393 (total) |
| Nickname | Fighting Irish |
| Colors | Gold and Blue |
| Affiliation | NCAA Division I |
| Conference | Big Ten (B1G) |
| President | Rev. John I. Jenkins |
| Provost | Thomas Burish |
| NCAA Faculty Representative | Patricia Bellia (Harvard '91) |
| Athletics Director | Jack Swarbrick (Notre Dame '76) |
| Sr. Assoc. Athletic Director/Sport Admin. | Tom Nevala (Notre Dame '90) |
| Ticket Office Phone | (574) 631-7356 |
| Home Ice (capacity) | Compton Family Ice Arena (4,850) Charles "Lefty" Smith Rink |
| Ice Surface | 200 x 90 |

HOCKEY STAFF INFORMATION

| | |
|----------------------------------|---|
| Head Coach | Jeff Jackson (Michigan State '78) |
| Record at Notre Dame | 328-198-59 (15th season) |
| Record Overall | 510-250-84 (21st season) |
| Regular Season Big Ten Record | 33-20-5 (third season) |
| Associate Head Coach | Paul Pooley (Ohio State '84) |
| Associate Head Coach | Andy Slaggert (Notre Dame '89) |
| Volunteer Assistant Coach | Kyle Lawson (Notre Dame '10) |
| Coordinator of Hockey Operations | Nick Seirgiej (Wisconsin-River Falls '06) |
| Athletic Trainer | Kevin Ricks |
| Equipment Specialist | Ron Grove |
| Strength and Conditioning Coach | Tony Rolinski |
| Administrative Assistant | Sue Halasz |
| Hockey Office Phone | (574) 631-3630 |

TEAM INFORMATION

| | |
|-------------------------------|--|
| 2018-19 Overall Record | 23-14-3 |
| 2018-19 Big Ten Record/Finish | 11-11-2 (2nd) |
| 2018-19 Post Season | Big Ten Champions NCAA Northeast Regional Final |
| Letter Winners Returning | 20 (11 forwards, 6 defensemen, 3 goaltenders) |
| Letter Winners Lost | 6 (4 forwards, 2 defensemen) |
| Newcomers | 8 (5 forwards, 2 defenseman, 1 goaltender) |
| 2019-20 Captain | Cal Burke |
| 2019-20 Alternate Captains | Tory Dello, Cale Morris |
| NCAA Appearances | 10 (Last: 2019) |
| NCAA Frozen Four Appearances | Four (2008, 2011, 2017, 2018) |
| All-Americans | 15 players/16 times (Last: Bobby Nardella 2019) |
| Academic All-Americans | Nine (Last: Peter Schneider in 2015) |

FOR STARTERS

- Notre Dame opens the second half of the 2019-20 season with a home-and-home series against Western Michigan.
- Game one will be played on Friday, Jan. 3 at the Compton Family Ice Arena (7 p.m. on NBCSN), followed by Sunday evening's game two at the Lawson Ice Arena in Kalamazoo, Michigan (5 p.m.).
- Both Western Michigan (defenseman Mattias Samuelsson) and Notre Dame (forward Jake Pivonka and defenseman Spencer Stastney) have players skating with Team USA at the 2020 IIHF World Junior Hockey Championship in the Czech Republic.
- The teams last met in 2015-16 when Notre Dame went 2-0-1 against the Broncos.
- It will mark the final non-conference games of the regular season for Notre Dame (4-4-0), while Western Michigan (4-3-1) will have one more non-conference series against RPI (Feb. 7-8).
- Notre Dame last played on Dec. 14 when it blanked Penn State 3-0 at Compton Family Ice Arena behind goals from Max Ellis, Alex Steeves and Graham Slaggert as well as 37 saves by Cale Morris.
- The Broncos have been off since being swept at home by top-ranked North Dakota 1-0 and 8-2 on Dec. 6-7.
- Current Notre Dame point streaks include Michael Graham (3 games; 0-3-3), Matt Hellickson (2 games; 0-4-4) and Alex Steeves (3 games; 2-1-3).
- With Western Michigan coming in at 19th in the latest USCHO.com poll (Dec. 30), Notre Dame will be playing a ranked opponent for the seventh and eighth games in a row.
- This weekend's series will also mark the 11th and 12th games of the out the last 14 games the Irish have faced a ranked foe (the unranked opponent in that span was now 18th-ranked Michigan State).
- Freshman forward Max Ellis became the most recent Fighting Irish player to score a goal this season when he netted what proved to be the game-winning goal in Notre Dame's 3-0 victory over Penn State (Dec. 14), becoming Notre Dame's 17th goal scorer this season.
- Mike O'Leary currently leads the Irish with 17 points (7-10-17) and dating back to last season's series at Wisconsin on Jan. 18-19, O'Leary has 33 points (11-22-33) in his last 36 games (he had seven goals and 11 assist for 18 points in his first 96 career games).
- The Fighting Irish have posted six comeback wins this season, including three third period comebacks (both wins over Ohio State and the overtime victory at Wisconsin).

MEDIA INFORMATION

| | |
|--|--|
| Director of Athletics Communications (Hockey Contact) | Dan Colleran |
| Office Phone Cell Phone | 574-631-7519 574-339-9810 |
| Email | dcollera@nd.edu |
| Assistant Athletics Communications Director (Secondary Hockey Contact) | Pat Durant |
| Cell Phone | 574-485-4521 |
| Email | pdurant@nd.edu |
| Compton Family Ice Arena Press Box Phone | 574-631-4899 |
| Mailing Address | University of Notre Dame 100 Compton Family Ice Arena Notre Dame, IN 46629 |
| Media Availability | Coach Jackson and requested players are generally available once per week and then after a post-game cooling off period. Please contact Dan Colleran with requests or to be added to the email distribution list regarding availability. |
| Additional Media Info | UND.com/pressbox |



| No. | Name | Pos. | Ht. | Wt. | Cl. | Hometown/Last Team |
|-----|--------------------|------|------|-----|-----|--|
| 1 | Dylan St. Cyr | G | 5-9 | 189 | Jr. | Northville, MI/USNTDP |
| 2 | Nate Clurman | D | 6-2 | 207 | So. | Boulder, CO/Sioux City (USHL) |
| 3 | Ryan Carmichael | D | 6-2 | 191 | Fr. | Greenwich, CT/Lincoln (USHL) |
| 4 | Nick Leivermann | D | 5-11 | 184 | So. | Eden Prairie, MN/Penticton (BCHL) |
| 5 | Matt Hellickson | D | 6-1 | 192 | Jr. | Rogers, MN/Sioux City (USHL) |
| 6 | Tory Dello | D | 6-0 | 199 | Sr. | Crystal Lake, IL/Tri-City (USHL) |
| 8 | Matt Steeves | F | 6-0 | 203 | Jr. | Eden Prairie, MN/Muskegon (USHL) |
| 10 | Cam Burke | F | 5-8 | 170 | So. | Boxborough, MA/Sioux Falls (USHL) |
| 11 | Cal Burke | F | 5-10 | 184 | Sr. | Boxborough, MA/Cedar Rapids (USHL) |
| 13 | Colin Theisen | F | 6-0 | 194 | Jr. | Monroe, MI/Dubuque (USHL) |
| 14 | Jesse Lansdell | Fr. | 5-11 | 185 | Fr. | Surrey, B.C./Vernon (BCHL) |
| 15 | Michael Graham | F | 6-1 | 198 | So. | Eden Prairie, MN/Dubuque (USHL) |
| 16 | Alex Steeves | F | 5-10 | 188 | So. | Eden Prairie, MN/Dubuque (USHL) |
| 17 | Pierce Crawford | F | 5-9 | 185 | Jr. | Park Ridge, IL/Youngstown (USHL) |
| 18 | Graham Slaggert | F | 6-0 | 187 | So. | South Bend, IN/Cedar Rapids (USHL) |
| 19 | Mike O'Leary | F | 6-1 | 200 | Sr. | Halifax, NS/Dubuque (USHL) |
| 20 | Jake Pivonka | F | 6-0 | 205 | So. | Naperville, IL/USNTDP |
| 21 | Max Ellis | F | 5-9 | 151 | Fr. | Canton, MI/Muskegon (USHL) |
| 22 | Jack MacNab | F | 6-0 | 202 | Fr. | Indianapolis, IN/Central Illinois (USHL) |
| 24 | Spencer Stastney | D | 5-11 | 189 | So. | Mequon, WI/USNTDP |
| 25 | Solag Bakich | F | 6-0 | 194 | Fr. | Dallas, TX/Waterloo (USHL) |
| 26 | Cam Morrison | F | 6-3 | 214 | Sr. | Aurora, ONT/Youngstown (USHL) |
| 27 | Trevor Janicke | F | 5-10 | 191 | Fr. | Maple Grove, MN/Central Illinois (USHL) |
| 28 | Christian DiCesare | D | 6-1 | 205 | Fr. | Morristown, NJ/Omaha (USHL) |
| 29 | Charlie Raith | D | 5-9 | 174 | Fr. | Winnetka, IL/Central Illinois (USHL) |
| 30 | Ryan Bischel | G | 6-1 | 189 | Fr. | Medina, MN/Fargo (USHL) |
| 32 | Cale Morris | G | 6-1 | 195 | Sr. | Larkspur, CO/Waterloo (USHL) |
| 33 | Nick Sanford | G | 6-1 | 192 | Jr. | Morristown, NJ/Boston (USPHL) |

| | |
|----|-------------------------------------|
| 1 | Dylan Saint Sear |
| 13 | Colin Ty-sin |
| 25 | SO-lawg Bawk-itch |
| 27 | Trevor Jan-ick-ee |
| 29 | Charlie Rayth (rhymes with "faith") |

COACHING STAFF

| | |
|----------------------------------|---|
| Head Coach | Jeff Jackson (Michigan State '78) |
| Associate Head Coach | Paul Pooley (Ohio State '84) |
| Associate Head Coach | Andy Slaggert (Notre Dame '89) |
| Volunteer Assistant Coach | Kyle Lawson (Notre Dame '10-) |
| Coordinator of Hockey Operations | Nick Seirgiej (Wisconsin-River Falls '06) |
| Athletic Trainer | Kevin Ricks |
| Equipment Specialist | Ron Grove |
| Strength and Conditioning Coach | Tony Rolinski |

and added a third period comeback tie (and shootout win) at Michigan State on Nov. 22.

- The Irish are 2-0-2 in overtime this season, with game-winning goals from Pierce Crawford (vs. Ohio State on Nov. 8) and Alex Steeves (at Wisconsin on Nov. 16).
- Notre Dame is once again one of the nation's least penalized teams, with its 7.4 PIM/game ranking second-lowest in the country (Harvard has a 7.0 per game average).

NOTRE DAME VS. WESTERN MICHIGAN

- Former CCHA rivals, Notre Dame and Western Michigan have played 91 times with the Broncos holding the overall edge in the series 43-37-11
- The Fighting Irish lead the series when playing on home ice, 26-16-2.
- The teams last met during the 2015-16 season when Notre Dame went 2-0-1 against Western Michigan, including a 2-0-0 mark at the Compton Family Ice Arena.
- The first meeting during the 2015-16 season came in the consolation game of the Shillelagh Tournament (Nov. 28) before the teams met for a home-and-home on Jan. 8-9.
- The Irish took game one of that home-and-home at the Compton Family Ice Arena by a score of 7-1 - including seven different goal scorers - before skating to a 3-3 tie at Western Michigan in game two.
- The Fighting Irish are 5-2-3 against the Broncos over the last 10 meetings.
- Coach Jackson is 30-14-10 against Western Michigan in his career at Notre Dame and Lake Superior State (14-11-6 at Notre Dame).
- No current Notre Dame players have faced Western Michigan.

PIVONKA & STASTNEY WITH TEAM USA

- Sophomore center Jake Pivonka and sophomore defenseman Spencer Stastney are currently skating with Team USA at the 2020 IIHF World Junior Hockey Championship in Ostrava and Trinec, Czech Republic (Dec. 26, 2019 - Jan. 5, 2020).
- Each Irish player appeared in all four preliminary games as Team USA went 2-1-0-1 (W-OTW-OTL-L) to advance to the quarterfinals (Jan. 2).
- Pivonka has an assist, while Stastney has been skating with Wisconsin's K'Andre Miller as one of Team USA's top defenseman pairings.
- In addition, Notre Dame's Director of Hockey Operations, Nick Seirgiej, is serving in a similar role for Team USA at this season's tournament.
- Dating back to 1997, twenty-two Notre Dame players have now taken part in the IIHF World Junior Championships.
- Current Columbus Blue Jackets defenseman Andrew Peeke was the most recent Irish player to make Team USA's World Junior Championship roster (2018).
- Current Boston Bruins forward Anders Bjork was the most recent Irish player to earn a medal at the event when Team USA secured the bronze in Helsinki (2016).
- Notre Dame's other medalists include Mario Lucia (gold in 2013), Kyle Palmieri (gold in 2010 and bronze in 2011), Kyle Lawson (bronze in 2007) and Ben Simon (silver in 1997).

GOALTENDER WIN TOTALS

- Senior goaltender Cale Morris is 52-27-6 in his Irish career.
- Morris is the fifth Fighting Irish goaltender to reach 50 career wins and he is climbing the all-time Notre Dame wins list:

| Rank. | Name (Years) | Career Victories |
|-------|-----------------------------|------------------|
| 1. | Jordan Pearce (2005-09) | 59 |
| 2. | Steven Summerhays (2010-14) | 57 |
| 3. | David Brown (2003-07) | 55 |
| | Cal Petersen (2014-17) | 55 |
| 5. | Cale Morris (2016-pres.) | 52 |



| WHERE THEY'RE FROM | |
|--------------------|---------------------------|
| Colorado (2) | |
| Cale Morris | Larkspur, Colorado |
| Nate Clurman | Boulder, Colorado |
| Connecticut (1) | |
| Ryan Carmichael | Greenwich, Colorado |
| Illinois (4) | |
| Tory Dello | Crystal Lake, Illinois |
| Pierce Crawford | Park Ridge, Illinois |
| Jake Pivonka | Woodridge, Illinois |
| Charlie Raith | Winnetka, Illinois |
| Indiana (2) | |
| Jack MacNab | Indianapolis, Indiana |
| Graham Slaggert | South Bend, Indiana |
| Massachusetts (2) | |
| Cal Burke | Boxborough, Massachusetts |
| Cam Burke | Boxborough, Massachusetts |
| Michigan (3) | |
| Dylan St. Cyr | Northville, Michigan |
| Max Ellis | Canton, Michigan |
| Colin Theisen | Monroe, Michigan |
| Minnesota (7) | |
| Ryan Bischel | Medina, Minnesota |
| Matt Hellickson | Rogers, Minnesota |
| Nick Leivermann | Eden Prairie Minnesota |
| Michael Graham | Eden Prairie, Minnesota |
| Trevor Janicke | Maple Grove, Minnesota |
| Matt Steeves | Eden Prairie, Minnesota |
| Alex Steeves | Eden Prairie, Minnesota |
| New Jersey (2) | |
| Christian DiCesare | Morristown, New Jersey |
| Nick Sanford | Morristown, New Jersey |
| Texas (1) | |
| Solag Bakich | Dallas, Texas |
| Wisconsin (1) | |
| Spencer Stastney | Mequon, Wisconsin |
| Canada (3) | |
| Jesse Lansdell | Surrey, British Columbia |
| Cam Morrison | Aurora, Ontario |
| Mike O'Leary | Halifax, Nova Scotia |

| 2019-20 HONORS & AWARDS | | | |
|-------------------------|------|------|---|
| Player | Year | Pos. | Awards |
| Cal Burke | Sr. | F | • B1G Second Star of the Week (Oct. 29) • Honorable Mention Preseason All-Big Ten (Sept. 30) |
| Trevor Janicke | Fr. | F | • Team USA Preliminary World Junior Championship roster (Dec. 9). |
| Cale Morris | Sr. | G | • First Team Preseason All-Big Ten (Sept. 30)* * - <i>Unanimous selection</i> |
| Cam Morrison | Sr. | F | • B1G Third Star of the Week (Nov. 5) |
| Mike O'Leary | Sr. | F | • HCA National Player of the Month for October (Nov. 8) • B1G First Star of the Week (Oct. 29) |
| Jake Pivonka | So. | F | • Team USA Preliminary World Junior Championship roster (Dec. 9). |
| Spencer Stastney | So. | D | • Team USA Preliminary World Junior Championship roster (Dec. 9). |
| Notre Dame | | | • College Hockey News Team of the Week (Nov. 12) |

THREE GOALS THE KEY TO VICTORY

- Over the past two seasons, the Irish are 25-0-1 when scoring at least three goals.
- In 2019-20, the Irish are 8-0-0 when scoring at least three times.
- In 2018-19, Notre Dame went 17-0-1 when scoring three or more goals.
- The lone tie in 2018-19 came when Notre Dame opened the season on Oct. 12 against Mercyhurst in the Ice Breaker – a game that ended knotted at 6-6 before Notre Dame won the shootout to advance to the championship game.

THREE-SEASON WIN TOTALS (AS OF 12/31)

- Over the last three seasons (2017-18, 2018-19 and 2019-20), Notre Dame has totaled 60 wins to rank tied for seventh in the NCAA and first in the Big Ten over that span (as of Dec. 31):
- 1. Minnesota State (77)
- 2. Minnesota Duluth (65)
- 3. Northeastern (60), Clarkson (60), UMass (60) and St. Cloud (60)
- 7. **Notre Dame (60)**, and Bowling Green (60)
- 9. Providence (58), Denver (58) and Ohio State (58)

FAST START

- Notre Dame's unbeaten streak to open the 2019-20 season was snapped at eight games (7-0-1), which marked the best unbeaten streak to start a season in program history.
- The subsequent 8-1-1 start by the Irish was the best start since also opening with an 8-1-1 record in 2006-07 (finished 32-7-3).
- On Nov. 8-9, the Irish swept a pair of tightly contested games with Ohio State by erasing one-goal, third period deficits in both games: winning game one 3-2 in overtime and game two 2-1.
- It marked Notre Dame's first sweep of a top-10 opponent since Nov. 24-25, 2017 when the Irish topped sixth-ranked Minnesota 1-0 and 5-2.

OF NCAA NOTE

- Notre Dame is coming off a program-best fourth consecutive trip to the NCAA tournament in 2018-19, which is also the fourth-longest active NCAA appearance streak.
- The Fighting Irish advanced to a regional final for the third consecutive season in 2019, having won regional final games in 2017 and 2018 to advance to back-to-back Frozen Fours.
- Notre Dame is one of three teams to make it to the NCAA Regional Finals in each of the



USCHO.com Division I Men's Poll (December 30, 2019)

| Rk. | Team (1st-place votes) | Record | Points | Last Week |
|-----|------------------------|--------------|------------|-----------|
| 1. | North Dakota (44) | 14-1-2 | 992 | 1 |
| 2. | Cornell (4) | 10-1-0 | 939 | 3 |
| 3. | Minnesota State (2) | 16-3-1 | 897 | 2 |
| 4. | Clarkson | 12-3-2 | 806 | 4 |
| 5. | Boston College | 11-4-0 | 798 | 5 |
| 6. | Ohio State | 12-4-2 | 719 | 6 |
| 7. | Denver | 11-4-3 | 715 | 6 |
| 8. | Penn State | 13-6-0 | 641 | 8 |
| 9. | Massachusetts | 13-4-1 | 623 | 9 |
| 10. | Minnesota Duluth | 10-6-1 | 548 | 10 |
| 11. | Bowling Green | 12-6-1 | 469 | 11 |
| 12. | Northeastern | 11-5-2 | 420 | 12 |
| 13. | UMass Lowell | 10-4-4 | 400 | 14 |
| 14. | Providence | 10-5-4 | 376 | 13 |
| 15. | Notre Dame | 9-7-2 | 315 | 15 |
| 16. | Harvard | 7-4-1 | 256 | 17 |
| 17. | Arizona State | 10-7-3 | 169 | 16 |
| 18. | Michigan State | 9-8-1 | 157 | 18 |
| 19. | Western Michigan | 7-7-2 | 86 | 19 |
| 20. | Army | 13-5-1 | 55 | NR |

Others receiving votes: Sacred Heart 43, Michigan Tech 27, Northern Michigan 26, Alaska 7, Quinnipiac 6, Boston University 3, RIT 3, Dartmouth 2, Omaha 2.

USA Today/USA Hockey Magazine Poll (December 30, 2019)

December 30, 2015

| Rk. | Team | Points (1st-place votes) | Last Poll | Record | WR |
|-----|---|--------------------------|-----------|--------|----|
| 1. | University of North Dakota, 506 (33) | 1 | | 14-1-2 | 9 |
| 2. | Cornell University, 467 | 3 | | 10-1-0 | 13 |
| 3. | Minnesota State University, 439 (1) | 2 | | 16-3-1 | 13 |
| 4. | Boston College, 387 | 4 | | 11-4-0 | 10 |
| 5. | University of Denver, 351 | 6 | | 11-4-3 | 13 |
| 6. | Clarkson University, 323 | 5 | | 12-3-2 | 13 |
| 7. | Ohio State University, 315 | 7 | | 12-4-2 | 13 |
| 8. | Penn State University, 278 | 8 | | 13-6-0 | 13 |
| 9. | University of Massachusetts, 247 | 9 | | 13-4-1 | 13 |
| 10. | University of Minnesota Duluth, 191 | 11 | | 10-6-1 | 13 |
| 11. | Bowling Green State University, 163 | 10 | | 12-6-1 | 4 |
| 12. | Northeastern University, 120 | 12 | | 11-5-2 | 13 |
| 13. | University of Massachusetts Lowell, 114 | 13 | | 10-4-4 | 6 |
| 14. | Providence College, 69 | 15 | | 10-5-4 | 9 |
| 15. | Harvard University, 49 | NR | | 7-4-1 | 7 |

Others receiving votes: University of Notre Dame, 36; Arizona State University, 22; Michigan Tech University, 3.

Notre Dame in the Polls

| Date | USCHO.com | USA Today |
|--------------------------|-----------|-----------|
| September 30 (Preseason) | 9 | 10 |
| October 7 | 8 | 9 |
| October 14 | 7 | 7 |
| October 21 | 5 | 4 |
| October 28 | 5 | 4 |
| November 4 | 5 | 5 |
| November 11 | 4 | 3 |
| November 18 | 3 | 3 |
| November 25 | 5 | 4 |
| December 2 | 9 | 10 |
| December 9 | 15 | 14 |
| December 16 | 15 | RV |
| December 30 | 15 | RV |

last three seasons, joining Denver and Minnesota Duluth.

- The Fighting Irish have made seven of the last 10 NCAA tournaments, tied for the third most in the NCAA.

FAMILY TIES

- The 2019-20 Notre Dame roster features two sets of brothers, Cal and Cam Burke and Matt and Alex Steeves.
- They are the 12th and 13th sets of brothers to skate together at Notre Dame and the first since Ben (2008-11) and Andy Ryan (2012-16).
- Junior goaltender Dylan St. Cyr is the son of Son of Gerry St. Cyr, who played five seasons of professional hockey including the AHL's New Haven Senators and Manon Rheaume, who played goaltender for Canada at the 1998 Olympic Winter Games and in several world championships and who was the first woman to appear in an NHL pre-season game when she skated for the Tampa Bay Lightning in 1992.
- Sophomore forward and South Bend native, Graham Slaggert, joins his father Andy Slaggert who serves as Associate Head Coach and former star for the Irish.
- The Slaggers were the fifth father-son duo to suit up for Notre Dame.
- Sophomore forward Jake Pivonka is the son of Czech Republic native and former NHL player Michael Pivonka who played over 800 games with the Washington Capitals (1986-99).
- Freshman forward Trevor Janicke is the son of Curtis Janicke, who played for the Irish from 1989-93, appearing in 125 games while scoring 46 goals and adding 98 assists 144 points.
- Trevor and Curtis are now the sixth father-son duo to play for the Irish.
- Freshman forward Solag Bakich is the son of Huntley Bakich, who was a linebacker for the Fighting Irish football team during the Lou Holtz era.

BIG PRESEASON HONORS

- Cale Morris was named a unanimous Preseason All-Big Ten First Team selection and Cal Burke was tabbed as an Honorable Mention honoree (Sept. 30).
- The Fighting Irish were picked to finish second in the Big Ten preseason coaches' poll:
 1. Penn State
 2. Notre Dame
 3. Wisconsin
 4. Ohio State
 5. Minnesota
 6. Michigan
 7. Michigan State

BURKE NAMED CAPTAIN

- Senior Cal Burke was named the team captain for 2019-20, while his classmates Tory Dello and Cale Morris will take on alternate captain roles.
- Burke served as an alternate captain as a junior.
- Dello and Morris will each be donning a letter for the first time in their Irish careers.
- Morris becomes the second goaltender under Jackson to wear a letter following Cal Petersen, who served as the team's captain for the 2016-17 season.

IRISH IN THE NHL

- Twelve former Notre Dame players have played in the NHL so far this season, including: Anders Bjork (Boston Bruins), Ian Cole (Colorado Avalanche), Steven Fogarty (New York Rangers), Dennis Gilbert (Chicago Blackhawks), Jordan Gross (Arizona Coyotes), Vinnie Hinostroza (Arizona Coyotes), Anders Lee (New York Islanders), Kyle Palmieri (New Jersey Devils), Andrew Peeke (Columbus Blue Jackets), Bryan Rust (Pittsburgh Penguins), Riley Sheahan (Edmonton Oilers) and T.J. Tynan

(Colorado Avalanche).

- Peeke made his NHL debut on Dec. 5 to become head coach Jeff Jackson's 21st Notre Dame player to reach the NHL and the program's 35th overall NHLer.
- Then on Dec. 22 Gross made his NHL debut against the Red Wings and recorded an assist as he pushed Jackson's total to 22 and the program total to 36.
- Lee signed a seven-year, \$49 million contract to stay in New York this past summer and is in his second season serving at the Islanders' captain.
- A 2019 and now 2020 NHL All-Star, Palmieri has notched a hat trick for the Devils this season.
- Palmieri is one of three Notre Dame hockey players to be selected in the first round of the NHL Draft, joining Cole and Sheahan.
- Rust, a two-time Stanley Cup Champion with the Pittsburgh Penguins, netted a career-high 18 goals last season while collecting 35 points in 72 games.
- Rust is currently Pittsburgh's third leading scorer with 16 goals and 16 assists for 32 points (as of Dec. 30).
- Cole is in the midst of his second season with the Colorado Avalanche after posting 15 points (2G, 13A) in 71 games last season he is ahead of that pace this season with three goals and 15 assists for 18 points in 34 games (as of Dec. 30).
- Hinostroza is in his second season with the Arizona Coyotes after posting career-highs in goals (16), assists (23) and points (39) a season ago.
- Sheahan is playing his first season with the Edmonton Oilers in what is his ninth NHL season.
- After battling back from two injury plagued seasons, Bjork was recalled by Boston in the middle of October and has seen extensive time on the Bruins' second and third lines.
- Gilbert has worked his way into the Blackhawks lineup, playing in 16 games while scoring his first career goal and adding two assists (as of Dec. 30).
- Tynan was recalled and made his Avalanche debut on Nov. 7 and has now played 11 games (as of Dec. 3).
- In total, 36 former Irish players have seen ice time in the NHL, 22 of whom played at Notre Dame under current head coach Jeff Jackson.

PRO IRISH WEARING THE "C"

- While Cal Burke has been named the captain for Notre Dame this season, Irish alumni in the professional ranks are also picking up the honor and responsibility of wearing the "C" in 2019-20.
- Anders Lee, who captained the Irish in 2012-13, is in his second season serving as captain of the New York Islanders.
- Steven Fogarty, who was a two-year captain at Notre Dame in 2014-15 and 2015-16, was named the captain of the Hartford Wolfpack (AHL) to start the 2019-20 season.
- Sam Herr, an alternate captain with the Irish in 2015-16, was named the Nottingham Panthers' (EIHL) for the 2019-20 season.
- Bo Brauer, a 2018 Notre Dame graduate, was named captain of the Worcester Railers (ECHL) to start the 2019-20 season as well.

YOUTH MOVEMENT

- The 2019-20 Notre Dame roster features 17 underclassmen (versus 11 upperclassmen).
- The Irish once again are among the 10 youngest teams in college hockey by average age as of Oct. 1 (College Hockey Inc.):
- Minnesota — 20 years, 240 days
- Wisconsin — 20 years, 256 days
- Boston University — 20 years, 278 days
- Boston College — 20 years, 294 days
- Quinnipiac — 20 years, 357 days
- Connecticut — 21 years, 5 days
- Providence — 21 years, 24 days

- Denver — 21 years, 57 days
- Harvard — 21 years, 86 days
- **Notre Dame — 21 years, 88 days**

IN THE CLASSROOM

- Notre Dame's posted another GSR rating of 95 in October, 2019 marking the 15th consecutive season the Fighting Irish posted at least a 94 in the annual four-year graduation success rating from the NCAA.
- In the 2019-20 federal standings, Notre Dame's hockey score of 91 ranked sixth among all Division I men's ice hockey programs and first in the Big Ten.
- Last season, Cam Burke (Fall), Charlie Raith (Fall and Spring) and Alex Steeves (Fall and Spring) were each named to the Dean's List.

NOTRE DAME IN THE 2019 NHL DRAFT

- Freshman forward Trevor Janicke was selected in the 2019 NHL Draft when the Anaheim Ducks picked him in the fifth round (132nd overall).
- The Irish have seen at least one player selected in the National Hockey League Entry Draft every year since 2004, and in 21 of the last 22 years.
- He was the 85th member of the Notre Dame hockey program to be selected in the NHL Draft.
- In head coach Jeff Jackson's tenure, 38 Irish players have been selected in the draft.

2019 BIG TEN CHAMPIONSHIP RECAP

- Cam Morrison scored the game-winning goal in the Big Ten title game for the second consecutive season and Cale Morris finished with 46 saves en route to earning the tournament's Most Outstanding Player honor for the second consecutive season as the Irish posted a 3-2 win over Penn State (March 23).
- The win sent Notre Dame to the NCAA Tournament for a program-record fourth consecutive season.
- Spencer Stastney scored his first career goal early in the first period to give the Irish a 1-0 lead and Cal Burke also netted a first period tally for the Irish.
- It marked the eighth championship in program history, all under the guidance of head coach Jeff Jackson:
- Regular-season: 2006-07 (CCHA), 2008-08 (CCHA), 2017-18 (B1G)
- Tournament: 2007 (CCHA), 2009 (CCHA), 2013 (CCHA), 2018 & 2019 (B1G)
- To reach the 2019 title game, Notre Dame swept Michigan State in the quarterfinals (March 8-9) and then defeated Minnesota in the semifinals with Michael Graham's power-play goal 53 seconds into overtime proving to be the difference (March 16).
- In the first three Big Ten tournament games, Mike O'Leary, Pierce Crawford and Michael Graham accounted for Notre Dame's game-winning goals.
- Cale Morris posted a 0.75 goals-against average and a .977 save percentage in the 2019 Big Ten Tournament.
- The Irish are now 6-0-0 on Big Ten Tournament games since joining the Big Ten.

FUTURE IRISH

- Six players signed NLI's during the early signing period to join the Irish.
- Forward Tyler Carpenter (Palatine, Illinois/Chicago Steel), defenseman Ryan Helliwell (Burnaby, British Columbia/Langley Rivermen), defenseman Zach Plucinski (Eagle River, Alaska/Omaha Lancers), forward Ryder Rolston (Birmingham, Michigan/Waterloo Black Hawks), forward Landon Slaggert (South Bend, Indiana/USNTDP) and defenseman Hunter Weiss (Lake Forest, Illinois/Madison Capitols).



THE SERIES VS. WESTERN MICHIGAN

Series: WMU 43-37-11 (90 games)

At Notre Dame: ND leads 26-16-2

At Western Michigan: WMU leads 27-11-11

At Neutral Sites: WMU leads 1-0-0

Overtime Wins: WMU 1, ND 4

One-Goal Wins: WMU 12, ND 13

Last Meeting: Jan. 9, 2016 (Tie 3-3)

Current Streak: Tie 1 game

ALL-TIME SERIES RECORD

| Year | Host | Site | Arena | Win | Loss | Tie | Result |
|---------|------------------|------------------|------------------------------|--------|--------|--------|--------|
| 1977-78 | Notre Dame | Notre Dame, Ind. | Joyce Center | | L | | 5-9 |
| 1978-79 | Western Michigan | Kalamazoo, Mich. | Lawson Arena | W | | | 4-3 |
| 1979-80 | Notre Dame | Notre Dame, Ind. | Joyce Center | | L | | 5-6 |
| 1980-81 | Notre Dame | Notre Dame, Ind. | Joyce Center | | L (OT) | | 5-6 |
| | Western Michigan | Kalamazoo, Mich. | Lawson Arena | | | T (OT) | 5-5 |
| 1981-82 | Western Michigan | Kalamazoo, Mich. | Lawson Arena | | L | | 4-5 |
| | Western Michigan | Kalamazoo, Mich. | Lawson Arena | W | | | 6-2 |
| | Notre Dame | Notre Dame, Ind. | Joyce Center | | L | | 3-6 |
| | Notre Dame | Notre Dame, Ind. | Joyce Center | W | | | 10-8 |
| 1982-83 | Notre Dame | Notre Dame, Ind. | Joyce Center | | L | | 0-2 |
| | Western Michigan | Kalamazoo, Mich. | Lawson Arena | W | | | 5-3 |
| | Western Michigan | Kalamazoo, Mich. | Lawson Arena | W (OT) | | | 8-7 |
| | Notre Dame | Notre Dame, Ind. | Joyce Center | W | | | 4-3 |
| 1985-86 | | Syracuse, N.Y. | Onondaga County War Memorial | | L | | 2-11 |
| 1988-89 | Western Michigan | Kalamazoo, Mich. | Lawson Arena | | L | | 2-8 |
| | Notre Dame | Notre Dame, Ind. | Joyce Center | | L | | 2-11 |
| 1991-92 | Notre Dame | Notre Dame, Ind. | Joyce Center | | L | | 4-10 |
| | Western Michigan | Kalamazoo, Mich. | Lawson Arena | | L | | 5-7 |
| 1992-93 | Notre Dame | Notre Dame, Ind. | Joyce Center | W | | | 3-2 |
| | Western Michigan | Kalamazoo, Mich. | Lawson Arena | | L | | 4-5 |
| | Western Michigan | Kalamazoo, Mich. | Lawson Arena | | L | | 3-5 |
| 1993-94 | Notre Dame | Notre Dame, Ind. | Joyce Center | W | | | 4-3 |
| | Western Michigan | Kalamazoo, Mich. | Lawson Arena | | L | | 0-6 |
| | Notre Dame | Notre Dame, Ind. | Joyce Center | | L | | 1-4 |
| | Western Michigan | Kalamazoo, Mich. | Lawson Arena | | L | | 3-6 |
| | Western Michigan | Kalamazoo, Mich. | Lawson Arena | | L | | 1-7 |
| 1994-95 | Western Michigan | Kalamazoo, Mich. | Lawson Arena | | L | | 4-9 |
| | Notre Dame | Notre Dame, Ind. | Joyce Center | | L | | 3-4 |
| | Western Michigan | Kalamazoo, Mich. | Lawson Arena | | L | | 1-2 |
| 1995-96 | Notre Dame | Notre Dame, Ind. | Joyce Center | | L | | 2-3 |
| | Western Michigan | Kalamazoo, Mich. | Lawson Arena | | L | | 2-6 |
| | Western Michigan | Kalamazoo, Mich. | Lawson Arena | | L | | 1-4 |
| 1996-97 | Notre Dame | Notre Dame, Ind. | Joyce Center | | | T (OT) | 3-3 |
| | Notre Dame | Notre Dame, Ind. | Joyce Center | W (OT) | | | 5-4 |
| | Western Michigan | Kalamazoo, Mich. | Lawson Arena | | L | | 1-6 |
| 1997-98 | Western Michigan | Kalamazoo, Mich. | Lawson Arena | W | | | 2-1 |
| | Notre Dame | Notre Dame, Ind. | Joyce Center | W | | | 4-2 |
| | Western Michigan | Kalamazoo, Mich. | Lawson Arena | | L | | 3-5 |
| 1998-99 | Notre Dame | Notre Dame, Ind. | Joyce Center | W | | | 7-1 |
| | Western Michigan | Kalamazoo, Mich. | Lawson Arena | | L | | 1-2 |
| | Notre Dame | Notre Dame, Ind. | Joyce Center | W | | | 9-5 |
| 1999-00 | Notre Dame | Notre Dame, Ind. | Joyce Center | W (OT) | | | 4-3 |
| | Notre Dame | Notre Dame, Ind. | Joyce Center | W | | | 4-1 |
| 2000-01 | Notre Dame | Notre Dame, Ind. | Joyce Center | W | | | 4-1 |
| | Western Michigan | Kalamazoo, Mich. | Lawson Arena | | | T (OT) | 3-3 |
| | Western Michigan | Kalamazoo, Mich. | Lawson Arena | W | | | 5-4 |
| | Notre Dame | Notre Dame, Ind. | Joyce Center | | L | | 2-7 |
| 2001-02 | Western Michigan | Kalamazoo, Mich. | Lawson Arena | | | T (OT) | 4-4 |
| | Western Michigan | Kalamazoo, Mich. | Lawson Arena | | L | | 2-4 |
| 2002-03 | Notre Dame | Notre Dame, Ind. | Joyce Center | W | | | 4-2 |
| | Western Michigan | Kalamazoo, Mich. | Lawson Arena | W | | | 8-5 |
| | Western Michigan | Kalamazoo, Mich. | Lawson Arena | | L | | 2-4 |
| | Notre Dame | Notre Dame, Ind. | Joyce Center | W | | | 5-2 |
| 2003-04 | Western Michigan | Kalamazoo, Mich. | Lawson Arena | | L | | 6-8 |
| | Western Michigan | Kalamazoo, Mich. | Lawson Arena | | L | | 4-6 |
| | Notre Dame | Notre Dame, Ind. | Joyce Center | W | | | 4-2 |
| | Notre Dame | Notre Dame, Ind. | Joyce Center | | L | | 0-4 |
| | Notre Dame | Notre Dame, Ind. | Joyce Center | W (OT) | | | 5-4 |
| 2004-05 | Western Michigan | Kalamazoo, Mich. | Lawson Arena | | | T (OT) | 2-2 |
| | Western Michigan | Kalamazoo, Mich. | Lawson Arena | W | | | 3-2 |
| 2005-06 | Western Michigan | Kalamazoo, Mich. | Lawson Arena | | L | | 3-4 |
| | Notre Dame | Notre Dame, Ind. | Joyce Center | W | | | 3-0 |
| 2006-07 | Western Michigan | Kalamazoo, Mich. | Lawson Arena | | L | | 2-3 |
| | Western Michigan | Kalamazoo, Mich. | Lawson Arena | W | | | 3-0 |
| 2007-08 | Notre Dame | Notre Dame, Ind. | Joyce Center | W | | | 4-1 |
| | Western Michigan | Kalamazoo, Mich. | Lawson Arena | W | | | 5-1 |
| | Western Michigan | Kalamazoo, Mich. | Lawson Arena | | L | | 0-3 |
| | Notre Dame | Notre Dame, Ind. | Joyce Center | W | | | 3-1 |
| 2008-09 | Notre Dame | Notre Dame, Ind. | Joyce Center | W | | | 4-1 |
| | Notre Dame | Notre Dame, Ind. | Joyce Center | | | T (OT) | 3-3 |
| 2009-10 | Western Michigan | Kalamazoo, Mich. | Lawson Arena | | L | | 2-7 |
| | Western Michigan | Kalamazoo, Mich. | Lawson Arena | | L | | 1-4 |

| | | | | | | |
|---------|------------------|------------------|--------------------------|---|---|------------|
| 2010-11 | Notre Dame | Notre Dame, Ind. | Joyce Center | W | | 3-2 |
| | Western Michigan | Kalamazoo, Mich. | Lawson Arena | | | T (OT) 2-2 |
| | Western Michigan | Kalamazoo, Mich. | Lawson Arena | W | | 3-2 |
| | Notre Dame | Notre Dame, Ind. | Joyce Center | | L | 0-2 |
| 2011-12 | Notre Dame | Notre Dame, Ind. | Compton Family Ice Arena | W | | 3-2 |
| | Western Michigan | Kalamazoo, Mich. | Lawson Arena | | | T (OT) 2-2 |
| | Notre Dame | Notre Dame, Ind. | Compton Family Ice Arena | | L | 2-3 |
| | Western Michigan | Kalamazoo, Ind. | Lawson Arena | | L | 1-3 |
| 2012-13 | Notre Dame | Notre Dame, Ind. | Compton Family Ice Arena | | L | 2-3 |
| | Notre Dame | Notre Dame, Ind. | Compton Family Ice Arena | W | | 4-0 |
| | Western Michigan | Kalamazoo, Mich. | Lawson Arena | | | T (OT) 3-3 |
| | Western Michigan | Kalamazoo, Mich. | Lawson Arena | | | T (OT) 1-1 |
| 2013-14 | Notre Dame | Notre Dame, Ind. | Compton Family Ice Arena | W | | 4-0 |
| | Western Michigan | Kalamazoo, Mich. | Lawson Arena | W | | 3-0 |
| 2014-15 | Western Michigan | Kalamazoo, Mich. | Lawson Arena | | L | 2-4 |
| | Western Michigan | Kalamazoo, Mich. | Lawson Arena | | L | 3-4 |
| 2015-16 | Notre Dame | Notre Dame, Ind. | Compton Family Ice Arena | W | | 3-1 |
| | Notre Dame | Notre Dame, Ind. | Compton Family Ice Arena | W | | 7-1 |
| | Western Michigan | Kalamazoo, Mich. | Lawson Arena | | | T (OT) 3-3 |

HEAD COACH JEFF JACKSON



- The 2019-20 season marks University of Notre Dame hockey coach Jeff Jackson's 15th season behind the Irish bench.
- The highly regarded Jackson now has over 30 years of coaching experience and is coming off back-to-back Big Ten championship seasons while also guiding the Irish to the 2018 national title game en route to being named the Spencer Penrose Award winner as the National Coach of the Year.
- Jackson was also named the Spencer Penrose award winner in 2007 and he is one of just 14 coaches to have earned the honor multiple times (dating back to 1951).
- Additionally, Jackson is the only coach to have earned the honor multiple times in the last 15 seasons.
- Notre Dame's Jeff Jackson era began in 2005 when the University searched for a coach who could move the program among the elite hockey schools in the country.
- Jackson's Notre Dame teams have made 10 trips to the NCAA Championship (2007-09, 2011, 2013-14, 2016-19), advancing to the Frozen Four four times and playing in the 2008 and 2018 national title games.
- Under Jackson, Notre Dame has become one of the nation's top teams while playing in the Central Collegiate Hockey Association, Hockey East and now Big Ten.
- The Irish won the CCHA regular-season title twice (2006-07 and 2008-09) while earning three Mason Cup championships (2007, 2009 and the final one in 2013).
- Then, in the team's first season in the Big Ten (2017-18), Notre Dame captured both the regular season and conference championships and followed up by once again winning the conference tournament in year two (2018-19).
- Jackson's success on the ice also has had a major impact off the ice for the Irish. With the wins came a commitment from the University that led to the new home of Irish hockey — The Compton Family Ice Arena — one of the finest college hockey facilities in the nation. The venue opened for business on Oct. 21, 2011.
- Since Jackson's arrival, the Irish have had 35 players selected in the National Hockey League Entry Draft, including three first round selections. In that same span, 24 players from USA Hockey's National Team

THE JEFF JACKSON FILE | COLLEGIATE HEAD COACHING

| 21st year as NCAA Div. I Head Coach | | | | | |
|---------------------------------------|-----------|------------|------------|-----------|-------------|
| Alma Mater: Michigan State ('78, '79) | | | | | |
| School | Seasons | Record | | | Pct. |
| Lake Superior State | 6 | 182 | 52 | 25 | .751 |
| Notre Dame | 15 | 328 | 198 | 59 | .611 |
| TOTALS | 21 | 510 | 250 | 84 | .654 |

THE JEFF JACKSON FILE | ADDITIONAL HEAD COACHING

| Team | Seasons | Record | | | |
|---------------|---------|--------|-----|-----|-----|
| USNTDP (USHL) | 3 | N/A | N/A | N/A | N/A |
| Guelph (OHL) | 2 | 71 | 46 | 16 | 3 |

HONORS AND ACCOLADES

| Year | Award |
|---------|------------------------|
| 1990-91 | CCHA Coach of the Year |
| 2006-07 | CCHA Coach of the Year |
| 2006-07 | Spencer Penrose Award |
| 2010-11 | CCHA Coach of the Year |
| 2017-18 | Spencer Penrose Award |

JACKSON AND THE FROZEN FOUR

| Year | Team |
|------|--|
| 1992 | Lake Superior State (NCAA Champion) |
| 1993 | Lake Superior State (NCAA Runner-Up) |
| 1994 | Lake Superior State (NCAA Champion) |
| 2008 | University of Notre Dame (NCAA Runner-Up) |
| 2011 | University of Notre Dame (NCAA Semifinalist) |
| 2017 | University of Notre Dame (NCAA Semifinalist) |
| 2018 | University of Notre Dame (NCAA Runner-Up) |

Developmental Program have matriculated to Notre Dame.

- During Jackson's tenure, the Irish have had eight players garner All-America honors — Bobby Nardella in 2019, Cale Morris in 2018, Anders Bjork in 2017, Robbie Russo in 2015, Anders Lee in 2013, Ian Cole and Erik Condra in 2009 and David Brown in 2007.
- In addition, 21 of Jackson's Notre Dame players have gone on to play in the NHL.
- Jackson entered the 2019-20 season with a 20-year collegiate record of 501-243-82 for a .656 winning percentage, the second-highest winning percentage among all active coaches with five years or more in Division I (entering 2019-20).
- Entering the 2019-20 season, Jackson's 501 career wins ranked tied for 12th all-time in Division I and second among active coaches.

JEFF JACKSON RECORDS VS. DIVISION I TEAMS

| Team | W | L | T |
|----------------------|----|----|----|
| Air Force | 3 | 0 | 0 |
| Alabama Huntsville | 8 | 1 | 0 |
| Alaska | 21 | 8 | 1 |
| Alaska Anchorage | 1 | 0 | 0 |
| Arizona State | 2 | 0 | 0 |
| Army | 1 | 0 | 0 |
| Bemidji State | 0 | 1 | 0 |
| Boston College | 11 | 10 | 0 |
| Boston University | 10 | 5 | 1 |
| Bowling Green | 43 | 11 | 4 |
| Brown | 0 | 1 | 0 |
| Canisius | 1 | 0 | 0 |
| Clarkson | 3 | 3 | 0 |
| Colgate | 1 | 0 | 0 |
| Colorado College | 0 | 1 | 0 |
| Connecticut | 4 | 1 | 1 |
| Cornell | 2 | 1 | 0 |
| Denver | 1 | 5 | 3 |
| Ferris State | 29 | 11 | 4 |
| Harvard | 1 | 1 | 0 |
| Holy Cross | 2 | 0 | 0 |
| Illinois-Chicago | 24 | 2 | 0 |
| Kent State | 7 | 0 | 1 |
| Lake Superior State | 22 | 4 | 4 |
| Laurentian | 2 | 0 | 0 |
| Maine | 9 | 4 | 1 |
| Massachusetts | 8 | 5 | 0 |
| Massachusetts Lowell | 4 | 9 | 2 |
| Mercyhurst | 1 | 0 | 2 |
| Merrimack | 6 | 2 | 1 |
| Miami | 20 | 16 | 10 |
| Michigan | 31 | 30 | 8 |
| Michigan State | 31 | 16 | 11 |
| Michigan Tech | 7 | 2 | 1 |
| Minnesota | 12 | 9 | 1 |
| Minnesota-Duluth | 6 | 9 | 2 |
| Minnesota State | 2 | 3 | 0 |
| Nebraska Omaha | 16 | 3 | 2 |
| New Hampshire | 6 | 3 | 1 |
| Niagara | 2 | 0 | 0 |
| Northeastern | 6 | 10 | 2 |
| North Dakota | 1 | 2 | 2 |
| Northern Michigan | 17 | 7 | 3 |
| Notre Dame | 11 | 2 | 0 |
| Ohio State | 35 | 17 | 7 |
| Penn State | 10 | 4 | 2 |
| Princeton | 4 | 1 | 0 |

| | | | |
|--------------------|----|----|----|
| Providence College | 10 | 3 | 2 |
| Rensselaer | 7 | 1 | 0 |
| Robert Morris | 1 | 1 | 0 |
| Sacred Heart | 3 | 1 | 0 |
| St. Cloud State | 0 | 2 | 0 |
| St. Lawrence | 2 | 0 | 1 |
| Toronto | 1 | 0 | 0 |
| Union College | 1 | 1 | 0 |
| Vermont | 6 | 2 | 2 |
| Western Michigan | 30 | 14 | 10 |
| Wisconsin | 7 | 4 | 1 |
| York University | 1 | 0 | 0 |

POST-SEASON RECORD VS. DIVISION I TEAMS

| Team | W | L | % |
|----------------------|----|---|-------|
| Alabama Huntsville | 1 | 0 | 1.00 |
| Alaska | 2 | 2 | 0.50 |
| Alaska Anchorage | 1 | 0 | 1.00 |
| Bemidji State | 0 | 1 | 0.00 |
| Boston College | 2 | 2 | 0.50 |
| Boston University | 3 | 1 | 0.750 |
| Bowling Green | 4 | 0 | 1.00 |
| Clarkson | 3 | 2 | 0.75 |
| Cornell | 1 | 0 | 1.00 |
| Denver | 0 | 1 | 0.00 |
| Ferris State | 2 | 1 | 0.667 |
| Harvard | 1 | 0 | 1.00 |
| Illinois-Chicago | 6 | 0 | 1.00 |
| Lake Superior State | 3 | 1 | 0.750 |
| Maine | 0 | 1 | 0.00 |
| Massachusetts | 2 | 2 | 0.500 |
| Massachusetts Lowell | 2 | 4 | 0.333 |
| Merrimack | 1 | 0 | 1.00 |
| Miami | 2 | 2 | 0.50 |
| Michigan | 12 | 6 | 0.667 |
| Michigan State | 7 | 1 | 0.875 |
| Michigan Tech | 1 | 0 | 1.00 |
| Minnesota | 3 | 0 | 1.00 |
| Minnesota-Duluth | 1 | 2 | 0.333 |
| Nebraska Omaha | 2 | 0 | 1.00 |
| New Hampshire | 2 | 0 | 1.00 |
| Northeastern | 1 | 2 | 0.333 |
| Northern Michigan | 1 | 1 | 0.50 |
| Ohio State | 8 | 2 | 0.800 |
| Penn State | 2 | 0 | 1.00 |
| Providence College | 3 | 0 | 1.00 |
| St. Cloud State | 0 | 2 | 0.00 |
| Vermont | 0 | 1 | 0.00 |

| NOTRE DAME'S 2019-20 RECORD WHEN | |
|---|---------|
| Overall | 9-7-2 |
| In Big Ten regular season games | 5-3-2-1 |
| Non-conference games | 4-4-0 |
| Home | 7-3-0 |
| Road | 2-4-2 |
| Neutral | 0-0-0 |
| In overtime games | 2-0-2 |
| When Notre Dame scores first | 3-3-1 |
| When opponents score first | 6-4-1 |
| When Notre Dame leads after 1 period | 2-2-0 |
| When Notre Dame trails after 1 period | 4-3-0 |
| When score is tied after 1 period | 3-2-2 |
| When Notre Dame leads after 2 periods | 5-0-1 |
| When Notre Dame trails after 2 periods | 1-5-1 |
| When score is tied after 2 periods | 3-2-0 |
| When Notre Dame trails at any point in the third period | 3-7-1 |
| When Notre Dame outshoots opponent | 6-1-2 |
| When opponent outshoots Notre Dame | 3-5-0 |
| When shots are even | 0-1-0 |
| In Game 1 of weekend series | 3-4-2 |
| In Game 2 of weekend series | 6-3-0 |
| In Game 1 of Big Ten weekend series | 1-2-2 |
| In Game 2 of Big Ten weekend series | 4-1-0 |
| In one-goal games | 4-1-0 |
| In two-goal games | 2-1-0 |
| When scoring 0-1 goals | 0-3-1 |
| When scoring two or more goals | 9-4-1 |
| When scoring three or more goals | 8-0-0 |

| | |
|---------------------------------|--------------|
| When scoring four or more goals | 6-0-0 |
| When scoring five or more goals | 6-0-0 |
| Against Ranked Opponents | |
| #8/9 Ohio State | 2-0-0 |
| #7/7 Penn State | 1-1-0 |
| #10/7 Boston College | 0-2-0 |
| #15/15 Wisconsin | 1-1-0 |
| #15/16 Bowling Green | 0-2-0 |
| Total | 4-6-0 |
| Month-By-Month | |
| Notre Dame in October | 4-0-0 |
| Notre Dame in November | 4-4-2 |
| Notre Dame in December | 1-3-0 |
| Notre Dame in January | 0-0-0 |
| Notre Dame in February | 0-0-0 |
| Notre Dame in March | 0-0-0 |
| Notre Dame in April | 0-0-0 |
| Vs. Conferences | |
| Atlantic Hockey | 2-0-0 |
| Big Ten | 5-3-2 |
| ECAC | 0-0-0 |
| Hockey East | 0-2-0 |
| NCHC | 0-0-0 |
| WCHA | 2-2-0 |

THE LAST TIME...

| TEAM | |
|---|---|
| Notre Dame won in overtime | November 16, 2019 at Wisconsin (5-4; Alex Steeves GWG) |
| Notre Dame lost in overtime | January 26, 2018 at Minnesota (1-0) |
| Notre Dame tied in overtime | November 22, 2019 at Michigan State (1-1, ND wins shootout) |
| Notre Dame scored 10 or more goals in a game | December 29, 2010 vs. Canisius (10-2) |
| Notre Dame allowed 10 or more goals in a game | March 12, 2005 at Michigan (10-1) |
| Notre Dame had a home shutout | December 14, 2019 vs. Penn State (Cale Morris, 37 saves) |
| Notre Dame had a road shutout | December 2, 2017 at Michigan State (Cale Morris, 23 saves) |
| Notre Dame had a neutral site shutout | October 13, 2018 vs. Providence (Cale Morris, 22 saves) |
| Notre Dame was shutout at home | November 2, 2018 vs. Ohio State (Sean Romeo 23 saves) |
| Notre Dame was shutout on the road or neutral | December 6, 2019 at Boston College (Spencer Knight, 26 saves; 4-0) |
| Notre Dame won 1-0 | March 8, 2019 vs. Michigan State (Cale Morris, 27 saves) |
| Notre Dame had 40 or more shots in a game | December 13, 2019 vs. Penn State in a 4-2 loss (42 Shots) |
| Notre Dame had 50 or more shots in a game | October 7, 2016 vs. Arizona State (51 shots) |
| Notre Dame surrendered 40 or more shots in a game | December 13, 2019 vs. Penn State in a 4-2 loss (40 Shots) |
| Notre Dame surrendered 50 or more shots in a game | January 25, 2019 vs. Michigan State (52 shots) |
| Notre Dame had three PP goals in a game | February 16, 2019 vs. Wisconsin (5-2 win) |
| Notre Dame had four PP goals in a game | October 20, 2013 vs. Michigan Tech (7-3 win) |
| Notre Dame had six PP goals in a game | October 7, 2016 vs. Arizona State (9-2 win) February 13, 2009 vs. Northern Michigan (9-5 win) |
| Notre Dame had one short-handed goal | February 12, 2019 vs. Michigan (Pierce Crawford, 5-2 win) |
| Notre Dame had two short-handed goals | October 20, 2018 at Omaha (Cal Burke and Bobby Nardella, 8-2 win) January 7, 2011 at Northern Michigan (8-1 win) |
| Notre Dame surrendered five PP goals | December 4, 2004 vs. Michigan (8-0 loss) |
| Notre Dame surrendered four PP goals | February 1, 2013 at Ohio State (6-3 loss) |
| Notre Dame surrendered three PP goals | December 8, 2018 at Penn State (9-1 loss) |
| Notre Dame surrendered two short-handed goals | February 8, 2013 vs. Michigan (7-4 win) |
| Notre Dame played a #1 ranked team | October 14, 2017 vs. Denver (L, 4-2) |
| Notre Dame tied a #1 ranked team | October 13 2017 vs. Denver (T, 2-2 in OT) |
| Notre Dame defeated a #1 ranked team | March 1, 2014 at Boston College (W, 2-1 in OT) |
| Notre Dame defeated a #1 ranked team at home | November 8, 2013 vs. Minnesota (W, 4-1) |
| Notre Dame swept a series versus a top-10 opponent | November 8-9, 2019 vs. #8/9 Ohio State (3-2 in ot & 2-1) |
| Notre Dame erased a two-goal deficit to win or tie | Nov. 2, 2019 at Minnesota (W, 5-3) |
| Notre Dame erased a two-goal, third period deficit to win | March 1, 2019 vs. Penn State (W, 5-4) December 8, 2017 at Wisconsin (W, 3-2) |
| Had at least eight penalty kills | October 20, 2018 at Omaha (ND 8-for-9 on the PK) |
| Notre Dame took zero penalties in a game | Feb. 23, 2019 at Minnesota (L, 2-1) |

| INDIVIDUAL | |
|--|---|
| Notre Dame player scored a hat trick | October 12, 2018 - Cal Burke vs. Mercyhurst |
| Notre Dame defenseman scored a hat trick | January 18, 2015 - Robbie Russo at UConn |
| Notre Dame player scored four goals | October 19, 1995 - Brian Urick at Alaska Fairbanks |
| Notre Dame player scored five goals | December 29, 1971 - Ian Williams at Dartmouth |
| Notre Dame player had three assists | Nov. 2, 2019 - Cam Morrison at Minnesota |
| Notre Dame player had four assists | January 25, 2019 - Mike O'Leary vs. Michigan State |
| Notre Dame player had five assists | October 21, 1994 - Jamie Ling vs. Waterloo (2-5-7) |
| Notre Dame player had four points | Oct. 25, 2019 - Cal Burke vs. Lake Superior State |
| Notre Dame player had five points | October 20, 2018 - Bobby Nardella and Cal Burke at Omaha |
| Notre Dame player had six points | October 21, 1994 - Jamie Ling vs. Waterloo (2-5-7) |
| Notre Dame player had seven points | October 21, 1994 - Jamie Ling vs. Waterloo (2-5-7) |
| | |
| Notre Dame goalie made 35+ saves | December 14, 2019 - Cale Morris vs. Penn State, 37 saves (W, 3-0) |
| Notre Dame goalie made 40+ saves | March 23, 2019 - Cale Morris vs. Penn State, 46 saves (W, 3-2) |
| Notre Dame goalie made 50+ saves | March 23, 2019 - Cale Morris vs. Penn State, 46 saves (W, 3-2) |
| | |
| Opposing player scored a hat trick | October 19, 2017 - Vito Bavaro of Sacred Heart |
| Opposing player scored four goals | March 12, 1994 - Colin Ward of Western Michigan |
| Opposing player scored five goals | November 10, 1973 - Tom Ross of Michigan State |
| | |
| Opposing player had four assists | December 2, 2011 - Ludwig Karlsson of Northeastern (0-4-4) |
| Opposing player had five assists | January 20, 1996 - Kevin Hilton of Michigan (0-5-5) |
| | |
| Opposing player had four points | December 8, 2018 - Chase Berger (1-3-4) and Evan Barratt (1-3-4) of Penn State |
| Opposing player had five points | January 27, 2001 - Jeff Hamilton of Yale (2-3-5) |
| Opposing player had six points | January 11, 1994 - John Gruden of Ferris State (4-3-7) |
| Opposing player had seven points | January 11, 1994 - John Gruden of Ferris State (4-3-7) |
| | |
| Opposing goalie made 35+ saves | December 13, 2019 - Peyton Jones of Penn State, 40 saves (PSU, 4-2) |
| Opposing goalie made 40+ saves | December 13, 2019 - Peyton Jones of Penn State, 40 saves (PSU, 4-2) |
| Opposing goalie made 50+ saves | March 6, 2015 - Steve Mastalerz of UMass, 75 saves (4-3 ND loss) |
| | |
| Notre Dame had a penalty shot | March 29, 2019 -- Cal Burke (saved vs. Clarkson in NCAA Northeast Region Semifinal) January 21, 2017 - Joe Wegwerth (saved vs. New Hampshire) |
| Notre Dame scored on a penalty shot | December 6, 2013 - Jeff Costello (vs. UMass) March 16, 2013 - Bryan Rust (vs. Bowling Green) |
| Opponent had a penalty shot | February 3, 2018 - Andrew Strurtz, Penn State (saved by Cale Morris in OT in 2-2 tie) January 19, 2018 - Trent Frederic, Wisconsin (scored on Cale Morris, 4-2 ND win) March 10, 2017 - Shane Kavanagh, Providence (vs. Cal Petersen, missed wide, 5-0 ND win) January 29, 2016 - Colin White, Boston College (saved by Cal Petersen, 4-0 ND loss) January 22, 2016 - Ara Nazarian, New Hampshire (scored on Cal Petersen, 5-1 ND win) December 10, 2015 - Colin White, Boston College (saved by Cal Petersen, 4-3 ND win) |

2019-20 COMBINED STATS

| Date | Opponent | | Score | Att. | Record: | Overall | Home | Away | Neutral |
|----------|----------------------|-----|-------|-------|----------------|---------|-------|-------|---------|
| Oct 11 | AIR FORCE | W | 4-3 | 4977 | ALL GAMES | 9-7-2 | 7-3-0 | 2-4-2 | 0-0-0 |
| Oct 13 | AIR FORCE | W | 6-1 | 3506 | CONFERENCE | 5-3-2 | 3-1-0 | 2-2-2 | 0-0-0 |
| Oct 25 | LAKE SUPERIOR STATE | W | 5-2 | 3991 | NON-CONFERENCE | 4-4-0 | 4-2-0 | 0-2-0 | 0-0-0 |
| Oct 26 | LAKE SUPERIOR STATE | W | 6-4 | 4178 | | | | | |
| * Nov 01 | at Minnesota | Tot | 2-2 | 7459 | | | | | |
| * Nov 02 | at Minnesota | W | 5-3 | 8008 | | | | | |
| * Nov 08 | #8 OHIO STATE | Wot | 3-2 | 4740 | | | | | |
| * Nov 09 | #8 OHIO STATE | W | 2-1 | 4858 | | | | | |
| * Nov 15 | at #15 Wisconsin | L | 0-3 | 9698 | | | | | |
| * Nov 16 | at #15 Wisconsin | Wot | 5-4 | 12593 | | | | | |
| * Nov 22 | at Michigan State | Tot | 1-1 | 4898 | | | | | |
| * Nov 23 | at Michigan State | L | 2-3 | 5902 | | | | | |
| Nov 29 | #15 BOWLING GREEN | L | 2-5 | 5271 | | | | | |
| Nov 30 | at #16 Bowling Green | L | 2-5 | 3382 | | | | | |
| Dec 06 | at #9 Boston College | L | 0-4 | 7295 | | | | | |
| Dec 08 | #10 BOSTON COLLEGE | L | 1-6 | 3985 | | | | | |
| * Dec 13 | #7 PENN STATE | L | 2-4 | 3806 | | | | | |
| * Dec 14 | #7 PENN STATE | W | 3-0 | 4306 | | | | | |

| TEAM STATISTICS | ND | OPP |
|----------------------|--------|--------|
| SHOT STATISTICS | | |
| Goals-Shot attempts | 51-552 | 53-545 |
| Shot pct. | .092 | .097 |
| Goals/Game | 2.8 | 2.9 |
| Shots/Game | 30.7 | 30.3 |
| POWER PLAYS | | |
| Goals-Power Plays | 10-52 | 12-52 |
| Conversion Percent | .192 | .231 |
| Shot Attempts | 81 | 92 |
| Shot Percent | .123 | .130 |
| GOAL BREAKDOWN | | |
| Power Play | 10 | 12 |
| Short-handed | 0 | 1 |
| Empty net | 3 | 2 |
| Penalty | 0 | 0 |
| Unassisted | 1 | 7 |
| Overtime | 2 | 0 |
| Shootout | 0 | 0 |
| Delayed Penalty | 0 | 0 |
| PENALTIES | | |
| Number | 61 | 60 |
| Minutes | 133 | 131 |
| Penalties/Game | 3.4 | 3.3 |
| Pen minutes/Game | 7.4 | 7.3 |
| SHOOTOUTS (Made-Att) | 0-0 | 0-0 |

| # | Player | gp | g | a | pts | sh | sh% | pen-min | pp | sh |
|----|------------------|----|----|----|-----|-----|------|---------|----|----|
| 19 | Mike O'Leary | 18 | 7 | 10 | 17 | 46 | .152 | 6-12 | 3 | 0 |
| 11 | Cal Burke | 18 | 4 | 10 | 14 | 50 | .080 | 1-2 | 1 | 0 |
| 26 | Cam Morrison | 18 | 4 | 10 | 14 | 40 | .100 | 0-0 | 1 | 0 |
| 16 | Alex Steeves | 17 | 4 | 7 | 11 | 43 | .093 | 2-4 | 0 | 0 |
| 13 | Colin Theisen | 18 | 4 | 7 | 11 | 59 | .068 | 7-14 | 1 | 0 |
| 27 | Trevor Janicke | 18 | 7 | 3 | 10 | 42 | .167 | 1-2 | 0 | 0 |
| 4 | Nick Leivermann | 18 | 3 | 7 | 10 | 44 | .068 | 3-6 | 2 | 0 |
| 5 | Matt Hellickson | 18 | 2 | 7 | 9 | 18 | .111 | 5-10 | 2 | 0 |
| 20 | Jake Pivonka | 17 | 4 | 4 | 8 | 24 | .167 | 4-8 | 0 | 0 |
| 24 | Spencer Stastney | 18 | 2 | 6 | 8 | 17 | .118 | 1-2 | 0 | 0 |
| 15 | Michael Graham | 11 | 1 | 5 | 6 | 14 | .071 | 2-4 | 0 | 0 |
| 18 | Graham Slaggert | 18 | 2 | 3 | 5 | 26 | .077 | 2-4 | 0 | 0 |
| 14 | Jesse Lansdell | 18 | 1 | 4 | 5 | 12 | .083 | 4-19 | 0 | 0 |
| 2 | Nate Clurman | 18 | 0 | 5 | 5 | 26 | .000 | 2-4 | 0 | 0 |
| 6 | Tory Dello | 18 | 0 | 5 | 5 | 22 | .000 | 6-12 | 0 | 0 |
| 8 | Matt Steeves | 13 | 0 | 3 | 3 | 6 | .000 | 3-6 | 0 | 0 |
| 10 | Cam Burke | 17 | 2 | 0 | 2 | 17 | .118 | 2-4 | 0 | 0 |
| 29 | Charlie Raith | 17 | 1 | 1 | 2 | 16 | .062 | 0-0 | 0 | 0 |
| 25 | Solag Bakich | 9 | 1 | 0 | 1 | 3 | .333 | 0-0 | 0 | 0 |
| 17 | Pierce Crawford | 18 | 1 | 0 | 1 | 18 | .056 | 6-12 | 0 | 0 |
| 21 | Max Ellis | 5 | 1 | 0 | 1 | 9 | .111 | 0-0 | 0 | 0 |
| 3 | Ryan Carmichael | 2 | 0 | 0 | 0 | 0 | .000 | 1-2 | 0 | 0 |
| TM | TEAM | 6 | 0 | 0 | 0 | 0 | .000 | 3-6 | 0 | 0 |
| | Total | 18 | 51 | 97 | 148 | 552 | .092 | 61-133 | 10 | 0 |
| | Opponents | 18 | 53 | 81 | 134 | 545 | .097 | 60-131 | 12 | 1 |

| # | Goalie | gp | min | ga | gaavg | saves | save% | w-l-t |
|----|--------------|----|---------|----|-------|-------|-------|-------|
| 30 | Ryan Bischel | 6 | 268:32 | 12 | 2.68 | 127 | .914 | 3-1-0 |
| 32 | Cale Morris | 14 | 822:22 | 39 | 2.85 | 365 | .903 | 6-6-2 |
| TM | EMPTY NET | 6 | 4:45 | 2 | - | 0 | .000 | 0-0-0 |
| | Total | 18 | 1095:39 | 53 | 2.90 | 492 | .903 | 9-7-2 |
| | Opponents | 18 | 1095:39 | 51 | 2.79 | 501 | .908 | 7-9-2 |

| Attendance Summary | ND | Opponent |
|--------------------|---------|----------|
| Total | 43618 | 59235 |
| Dates/Avg Per Date | 10/4362 | 8/7404 |
| Neutral Site #/Avg | 0/0 | |

| Goals by Period | 1st | 2nd | 3rd | OT | Total |
|-----------------|-----|-----|-----|----|-------|
| Notre Dame | 12 | 16 | 21 | 2 | 51 |
| Opponents | 18 | 16 | 19 | 0 | 53 |

| Saves by Period | 1st | 2nd | 3rd | OT | Total |
|-----------------|-----|-----|-----|----|-------|
| Notre Dame | 156 | 178 | 153 | 5 | 492 |
| Opponents | 157 | 191 | 142 | 11 | 501 |

2019-20 LEADERS

| ## | Points | GP | G | A | Pts | Sh |
|----|------------------|----|---|----|-----|----|
| 19 | Mike O'Leary | 18 | 7 | 10 | 17 | 46 |
| 11 | Cal Burke | 18 | 4 | 10 | 14 | 50 |
| 26 | Cam Morrison | 18 | 4 | 10 | 14 | 40 |
| 16 | Alex Steeves | 17 | 4 | 7 | 11 | 43 |
| 13 | Colin Theisen | 18 | 4 | 7 | 11 | 59 |
| 27 | Trevor Janicke | 18 | 7 | 3 | 10 | 42 |
| 4 | Nick Leivermann | 18 | 3 | 7 | 10 | 44 |
| 5 | Matt Hellickson | 18 | 2 | 7 | 9 | 18 |
| 20 | Jake Pivonka | 17 | 4 | 4 | 8 | 24 |
| 24 | Spencer Stastney | 18 | 2 | 6 | 8 | 17 |

| ## | Goals | GP | G | A | Pts | Sh |
|----|------------------|----|---|----|-----|----|
| 19 | Mike O'Leary | 18 | 7 | 10 | 17 | 46 |
| 27 | Trevor Janicke | 18 | 7 | 3 | 10 | 42 |
| 11 | Cal Burke | 18 | 4 | 10 | 14 | 50 |
| 26 | Cam Morrison | 18 | 4 | 10 | 14 | 40 |
| 16 | Alex Steeves | 17 | 4 | 7 | 11 | 43 |
| 13 | Colin Theisen | 18 | 4 | 7 | 11 | 59 |
| 20 | Jake Pivonka | 17 | 4 | 4 | 8 | 24 |
| 4 | Nick Leivermann | 18 | 3 | 7 | 10 | 44 |
| 5 | Matt Hellickson | 18 | 2 | 7 | 9 | 18 |
| 24 | Spencer Stastney | 18 | 2 | 6 | 8 | 17 |

| ## | Power-Play Goals | GP | PPG |
|----|------------------|----|-----|
| 19 | Mike O'Leary | 18 | 3 |
| 5 | Matt Hellickson | 18 | 2 |
| 4 | Nick Leivermann | 18 | 2 |

| ## | Short-Handed Goals | GP | SHG |
|----|--------------------|----|-----|
|----|--------------------|----|-----|

| ## | Game-Winning Goals | GP | GWG |
|----|--------------------|----|-----|
| 5 | Matt Hellickson | 18 | 2 |

| ## | Plus/Minus | GP | +/- |
|----|------------------|----|-----|
| 26 | Cam Morrison | 18 | +7 |
| 20 | Jake Pivonka | 17 | +7 |
| 2 | Nate Clurman | 18 | +5 |
| 24 | Spencer Stastney | 18 | +3 |
| 16 | Alex Steeves | 17 | +3 |
| 29 | Charlie Raith | 17 | +3 |
| 25 | Solag Bakich | 9 | +2 |
| 27 | Trevor Janicke | 18 | +1 |

| ## | Assists | GP | G | A | Pts | Sh |
|----|------------------|----|---|----|-----|----|
| 19 | Mike O'Leary | 18 | 7 | 10 | 17 | 46 |
| 11 | Cal Burke | 18 | 4 | 10 | 14 | 50 |
| 26 | Cam Morrison | 18 | 4 | 10 | 14 | 40 |
| 16 | Alex Steeves | 17 | 4 | 7 | 11 | 43 |
| 13 | Colin Theisen | 18 | 4 | 7 | 11 | 59 |
| 4 | Nick Leivermann | 18 | 3 | 7 | 10 | 44 |
| 5 | Matt Hellickson | 18 | 2 | 7 | 9 | 18 |
| 24 | Spencer Stastney | 18 | 2 | 6 | 8 | 17 |
| 15 | Michael Graham | 11 | 1 | 5 | 6 | 14 |
| 2 | Nate Clurman | 18 | 0 | 5 | 5 | 26 |

| ## | Shots | GP | G | A | Pts | Sh | Sh% |
|----|-----------------|----|---|----|-----|----|------|
| 13 | Colin Theisen | 18 | 4 | 7 | 11 | 59 | .068 |
| 11 | Cal Burke | 18 | 4 | 10 | 14 | 50 | .080 |
| 19 | Mike O'Leary | 18 | 7 | 10 | 17 | 46 | .152 |
| 4 | Nick Leivermann | 18 | 3 | 7 | 10 | 44 | .068 |
| 16 | Alex Steeves | 17 | 4 | 7 | 11 | 43 | .093 |
| 27 | Trevor Janicke | 18 | 7 | 3 | 10 | 42 | .167 |
| 26 | Cam Morrison | 18 | 4 | 10 | 14 | 40 | .100 |
| 2 | Nate Clurman | 18 | 0 | 5 | 5 | 26 | .000 |
| 18 | Graham Slaggert | 18 | 2 | 3 | 5 | 26 | .077 |
| 20 | Jake Pivonka | 17 | 4 | 4 | 8 | 24 | .167 |

| ## | Shot Pct. | GP | G | A | Pts | Sh | Sh% |
|----|------------------|----|---|----|-----|----|------|
| 25 | Solag Bakich | 9 | 1 | 0 | 1 | 3 | .333 |
| 20 | Jake Pivonka | 17 | 4 | 4 | 8 | 24 | .167 |
| 27 | Trevor Janicke | 18 | 7 | 3 | 10 | 42 | .167 |
| 19 | Mike O'Leary | 18 | 7 | 10 | 17 | 46 | .152 |
| 24 | Spencer Stastney | 18 | 2 | 6 | 8 | 17 | .118 |
| 10 | Cam Burke | 17 | 2 | 0 | 2 | 17 | .118 |
| 21 | Max Ellis | 5 | 1 | 0 | 1 | 9 | .111 |
| 5 | Matt Hellickson | 18 | 2 | 7 | 9 | 18 | .111 |
| 26 | Cam Morrison | 18 | 4 | 10 | 14 | 40 | .100 |
| 16 | Alex Steeves | 17 | 4 | 7 | 11 | 43 | .093 |

| ## | Penalties | GP | Pen | Min |
|----|-----------------|----|-----|-----|
| 13 | Colin Theisen | 18 | 7 | 14 |
| 19 | Mike O'Leary | 18 | 6 | 12 |
| 17 | Pierce Crawford | 18 | 6 | 12 |
| 6 | Tory Dello | 18 | 6 | 12 |
| 5 | Matt Hellickson | 18 | 5 | 10 |
| 14 | Jesse Lansdell | 18 | 4 | 19 |
| 20 | Jake Pivonka | 17 | 4 | 8 |
| 8 | Matt Steeves | 13 | 3 | 6 |
| TM | TEAM | 6 | 3 | 6 |
| 4 | Nick Leivermann | 18 | 3 | 6 |

| ## | Penalty Minutes | GP | Pen | Min |
|----|-----------------|----|-----|-----|
| 14 | Jesse Lansdell | 18 | 4 | 19 |
| 13 | Colin Theisen | 18 | 7 | 14 |
| 17 | Pierce Crawford | 18 | 6 | 12 |
| 6 | Tory Dello | 18 | 6 | 12 |
| 19 | Mike O'Leary | 18 | 6 | 12 |
| 5 | Matt Hellickson | 18 | 5 | 10 |
| 20 | Jake Pivonka | 17 | 4 | 8 |
| 8 | Matt Steeves | 13 | 3 | 6 |
| 4 | Nick Leivermann | 18 | 3 | 6 |
| TM | TEAM | 6 | 3 | 6 |

2019-20 RESULTS

| Date | Opponent | | Score | Shots | Overall | Conf | Time | Att. | Goalie of record |
|----------|----------------------|-----|-------|-------|---------|-------|------|-------|------------------|
| Oct 11 | AIR FORCE | W | 4-3 | 29/36 | 1-0-0 | 0-0-0 | 2:26 | 4977 | Ryan Bischel |
| Oct 13 | AIR FORCE | W | 6-1 | 32/23 | 2-0-0 | 0-0-0 | 2:26 | 3506 | Ryan Bischel |
| Oct 25 | LAKE SUPERIOR STATE | W | 5-2 | 32/26 | 3-0-0 | 0-0-0 | 2:21 | 3991 | Ryan Bischel |
| Oct 26 | LAKE SUPERIOR STATE | W | 6-4 | 30/33 | 4-0-0 | 0-0-0 | 2:33 | 4178 | Cale Morris |
| * Nov 01 | at Minnesota | Tot | 2-2 | 31/25 | 4-0-1 | 0-0-1 | 2:36 | 7459 | Cale Morris |
| * Nov 02 | at Minnesota | W | 5-3 | 39/27 | 5-0-1 | 1-0-1 | 2:19 | 8008 | Cale Morris |
| * Nov 08 | #8 OHIO STATE | Wot | 3-2 | 35/27 | 6-0-1 | 2-0-1 | 2:28 | 4740 | Cale Morris |
| * Nov 09 | #8 OHIO STATE | W | 2-1 | 29/25 | 7-0-1 | 3-0-1 | 2:17 | 4858 | Cale Morris |
| * Nov 15 | at #15 Wisconsin | L | 0-3 | 22/35 | 7-1-1 | 3-1-1 | 2:19 | 9698 | Cale Morris |
| * Nov 16 | at #15 Wisconsin | Wot | 5-4 | 36/35 | 8-1-1 | 4-1-1 | 2:28 | 12593 | Cale Morris |
| * Nov 22 | at Michigan State | Tot | 1-1 | 37/19 | 8-1-2 | 4-1-2 | 2:41 | 4898 | Cale Morris |
| * Nov 23 | at Michigan State | L | 2-3 | 25/29 | 8-2-2 | 4-2-2 | 2:21 | 5902 | Cale Morris |
| Nov 29 | #15 BOWLING GREEN | L | 2-5 | 29/31 | 8-3-2 | 4-2-2 | 2:10 | 5271 | Cale Morris |
| Nov 30 | at #16 Bowling Green | L | 2-5 | 27/35 | 8-4-2 | 4-2-2 | 2:30 | 3382 | Ryan Bischel |
| Dec 06 | at #9 Boston College | L | 0-4 | 26/26 | 8-5-2 | 4-2-2 | 2:10 | 7295 | Cale Morris |
| Dec 08 | #10 BOSTON COLLEGE | L | 1-6 | 28/36 | 8-6-2 | 4-2-2 | 2:18 | 3985 | Cale Morris |
| * Dec 13 | #7 PENN STATE | L | 2-4 | 42/40 | 8-7-2 | 4-3-2 | 2:26 | 3806 | Cale Morris |
| * Dec 14 | #7 PENN STATE | W | 3-0 | 23/37 | 9-7-2 | 5-3-2 | 1:17 | 4306 | Cale Morris |

| Team Record | W-L-T | Attendance | Dates | Total | Avg. |
|-------------|-------|------------|-------|--------|------|
| Overall: | 9-7-2 | Total: | 18 | 102853 | 5714 |
| Conference: | 5-3-2 | Home: | 10 | 43618 | 4362 |
| Home: | 7-3-0 | Away: | 8 | 59235 | 7404 |
| Away: | 2-4-2 | Neutral: | 0 | 0 | 0 |
| Neutral: | 0-0-0 | | | | |
| Overtime: | 2-0-2 | | | | |

2019-20 INDIVIDUAL GAME-BY-GAME

| Opponent | Date | Score | 2 CLURMAN,NA | 3 CARMICHAEL | 4 LEIVERMANN | 5 HELLICKSON, | 6 DELLO,TORY | 8 STEEVES,MA | 10 BURKE,CAM | 11 BURKE,CAL | 13 THEISEN,COL | 14 LANSDELL,JE | 15 GRAHAM,MIC |
|----------|--------|-------|-----------------|-----------------|-----------------|------------------|-----------------|-----------------|-----------------|-----------------|-------------------|-------------------|------------------|
| AF | Oct 11 | 4-3 W | 0-1-1 | DNP | 0-0-0 | 0-0-0 | 0-0-0 | 0-0-0 | 0-0-0 | 1-1-2 | 1-0-1 | 0-0-0 | 0-2-2 |
| AF | Oct 13 | 6-1 W | 0-0-0 | DNP | 0-1-1 | 1-0-1 | 0-2-2 | 0-0-0 | 0-0-0 | 1-1-2 | 2-1-3 | 0-0-0 | 0-0-0 |
| LSSU | Oct 25 | 5-2 W | 0-0-0 | DNP | 0-1-1 | 1-0-1 | 0-0-0 | 0-0-0 | 0-0-0 | 1-3-4 | 0-1-1 | 0-0-0 | 0-0-0 |
| LSSU | Oct 26 | 6-4 W | 0-1-1 | DNP | 0-0-0 | 0-1-1 | 0-0-0 | 0-0-0 | 0-0-0 | 1-2-3 | 0-2-2 | 0-0-0 | DNP |
| at MINN | Nov 01 | 2-2 t | 0-0-0 | DNP | 0-0-0 | 0-1-1 | 0-0-0 | 0-0-0 | 0-0-0 | 0-1-1 | 0-0-0 | 0-0-0 | DNP |
| at MINN | Nov 02 | 5-3 W | 0-0-0 | DNP | 2-0-2 | 0-1-1 | 0-0-0 | 0-0-0 | 0-0-0 | 0-1-1 | 0-0-0 | 0-1-1 | DNP |
| OSU | Nov 08 | 3-2 W | 0-1-1 | DNP | 0-0-0 | 0-0-0 | 0-1-1 | 0-1-1 | 0-0-0 | 0-0-0 | 0-0-0 | 0-0-0 | DNP |
| OSU | Nov 09 | 2-1 W | 0-0-0 | DNP | 0-0-0 | 0-0-0 | 0-0-0 | 0-1-1 | 1-0-1 | 0-0-0 | 0-0-0 | 0-1-1 | DNP |
| at UW | Nov 15 | 0-3 L | 0-0-0 | DNP | 0-0-0 | 0-0-0 | 0-0-0 | 0-0-0 | 0-0-0 | 0-0-0 | 0-0-0 | 0-0-0 | DNP |
| at UW | Nov 16 | 5-4 W | 0-2-2 | DNP | 0-1-1 | 0-0-0 | 0-1-1 | 0-1-1 | 1-0-1 | 0-0-0 | 1-1-2 | 1-1-2 | DNP |
| at MSU | Nov 22 | 1-1 t | 0-0-0 | 0-0-0 | 0-0-0 | 0-0-0 | 0-0-0 | DNP | 0-0-0 | 0-0-0 | 0-0-0 | 0-0-0 | 1-0-1 |
| at MSU | Nov 23 | 2-3 L | 0-0-0 | DNP | 1-0-1 | 0-0-0 | 0-0-0 | 0-0-0 | 0-0-0 | 0-1-1 | 0-2-2 | 0-0-0 | 0-0-0 |
| BGSU | Nov 29 | 2-5 L | 0-0-0 | DNP | 0-1-1 | 0-0-0 | 0-0-0 | 0-0-0 | 0-0-0 | 0-0-0 | 0-0-0 | 0-0-0 | 0-0-0 |
| at BGSU | Nov 30 | 2-5 L | 0-0-0 | 0-0-0 | 0-2-2 | 0-0-0 | 0-1-1 | DNP | 0-0-0 | 0-0-0 | 0-0-0 | 0-0-0 | 0-0-0 |
| at BC | Dec 06 | 0-4 L | 0-0-0 | DNP | 0-0-0 | 0-0-0 | 0-0-0 | DNP | 0-0-0 | 0-0-0 | 0-0-0 | 0-0-0 | 0-0-0 |
| BC | Dec 08 | 1-6 L | 0-0-0 | DNP | 0-0-0 | 0-0-0 | 0-0-0 | 0-0-0 | 0-0-0 | 0-0-0 | 0-0-0 | 0-0-0 | 0-1-1 |
| PSU | Dec 13 | 2-4 L | 0-0-0 | DNP | 0-1-1 | 0-2-2 | 0-0-0 | DNP | 0-0-0 | 0-0-0 | 0-0-0 | 0-0-0 | 0-1-1 |
| PSU | Dec 14 | 3-0 W | 0-0-0 | DNP | 0-0-0 | 0-2-2 | 0-0-0 | DNP | DNP | 0-0-0 | 0-0-0 | 0-1-1 | 0-1-1 |

| Opponent | Date | Score | 16 STEEVES,AL | 17 CRAWFORD, | 18 SLAGGERT,G | 19 O'LEARY,MIK | 20 PIVONKA,JAK | 21 ELLIS,MAX | 24 STASTNEY,S | 25 BAKICH,SOL | 26 MORRISON,C | 27 JANICKE,TRE | 29 RAITH,CHARL |
|----------|--------|-------|------------------|-----------------|------------------|-------------------|-------------------|-----------------|------------------|------------------|------------------|-------------------|-------------------|
| AF | Oct 11 | 4-3 W | 1-1-2 | 0-0-0 | 0-0-0 | 0-2-2 | 0-0-0 | DNP | 0-0-0 | DNP | 1-0-1 | 0-0-0 | 0-0-0 |
| AF | Oct 13 | 6-1 W | 0-0-0 | 0-0-0 | 0-1-1 | 0-3-3 | 1-0-1 | DNP | 0-1-1 | DNP | 1-0-1 | 0-0-0 | 0-0-0 |
| LSSU | Oct 25 | 5-2 W | 0-1-1 | 0-0-0 | 1-0-1 | 2-1-3 | 0-1-1 | DNP | 0-0-0 | DNP | 0-2-2 | 0-0-0 | 0-0-0 |
| LSSU | Oct 26 | 6-4 W | 0-1-1 | 0-0-0 | 0-0-0 | 2-1-3 | 1-1-2 | DNP | 1-2-3 | 0-0-0 | 0-0-0 | 1-1-2 | 0-0-0 |
| at MINN | Nov 01 | 2-2 t | 0-0-0 | 0-0-0 | 0-0-0 | 1-0-1 | 0-0-0 | DNP | 0-0-0 | 0-0-0 | 0-1-1 | 1-0-1 | 0-0-0 |
| at MINN | Nov 02 | 5-3 W | 0-1-1 | 0-0-0 | 0-1-1 | 0-0-0 | 0-0-0 | DNP | 1-1-2 | 0-0-0 | 0-3-3 | 1-1-2 | 1-0-1 |
| OSU | Nov 08 | 3-2 W | 0-0-0 | 1-0-1 | 0-0-0 | 0-0-0 | 0-1-1 | DNP | 0-0-0 | 1-0-1 | 0-1-1 | 1-1-2 | 0-0-0 |
| OSU | Nov 09 | 2-1 W | 0-0-0 | 0-0-0 | 0-0-0 | 0-0-0 | 1-0-1 | DNP | 0-1-1 | 0-0-0 | 0-0-0 | 0-0-0 | 0-1-1 |
| at UW | Nov 15 | 0-3 L | 0-0-0 | 0-0-0 | 0-0-0 | 0-0-0 | 0-0-0 | DNP | 0-0-0 | 0-0-0 | 0-0-0 | 0-0-0 | 0-0-0 |
| at UW | Nov 16 | 5-4 W | 1-1-2 | 0-0-0 | 0-1-1 | 0-0-0 | 0-1-1 | DNP | 0-0-0 | 0-0-0 | 0-0-0 | 1-0-1 | 0-0-0 |
| at MSU | Nov 22 | 1-1 t | 0-0-0 | 0-0-0 | 0-0-0 | 0-1-1 | 0-0-0 | DNP | 0-0-0 | DNP | 0-1-1 | 0-0-0 | 0-0-0 |
| at MSU | Nov 23 | 2-3 L | 0-0-0 | 0-0-0 | 0-0-0 | 1-0-1 | 0-0-0 | DNP | 0-0-0 | DNP | 0-1-1 | 0-0-0 | 0-0-0 |
| BGSU | Nov 29 | 2-5 L | 0-1-1 | 0-0-0 | 0-0-0 | 0-1-1 | 1-0-1 | DNP | 0-1-1 | DNP | 1-0-1 | 0-0-0 | 0-0-0 |
| at BGSU | Nov 30 | 2-5 L | DNP | 0-0-0 | 0-0-0 | 1-0-1 | 0-0-0 | 0-0-0 | 0-0-0 | 0-0-0 | 0-1-1 | 1-0-1 | DNP |
| at BC | Dec 06 | 0-4 L | 0-0-0 | 0-0-0 | 0-0-0 | 0-0-0 | 0-0-0 | 0-0-0 | 0-0-0 | DNP | 0-0-0 | 0-0-0 | 0-0-0 |
| BC | Dec 08 | 1-6 L | 0-1-1 | 0-0-0 | 0-0-0 | 0-0-0 | DNP | 0-0-0 | 0-0-0 | DNP | 0-0-0 | 1-0-1 | 0-0-0 |
| PSU | Dec 13 | 2-4 L | 1-0-1 | 0-0-0 | 0-0-0 | 0-0-0 | 0-0-0 | 0-0-0 | 0-0-0 | DNP | 1-0-1 | 0-0-0 | 0-0-0 |
| PSU | Dec 14 | 3-0 W | 1-0-1 | 0-0-0 | 1-0-1 | 0-1-1 | 0-0-0 | 1-0-1 | 0-0-0 | 0-0-0 | 0-0-0 | 0-0-0 | 0-0-0 |

2019-20 GAME-BY-GAME COMPARISON

| Date | Opponent | Score | Goals | Shots | | Penalties | | | Power Plays | |
|--------|---------------------|-------|---------|---------|-----------|-----------|---|---------|-------------|---------|
| | | | | Assists | Shots | Pen-Min | | Pen-Min | G-Ch | G-Ch |
| Oct 11 | AIR FORCE | 4-3 | 4 / 3 | 7 / 6 | 29 / 36 | 3-6 | / | 4-8 | 0-4 | / 0-3 |
| Oct 13 | AIR FORCE | 6-1 | 6 / 1 | 10 / 2 | 32 / 23 | 3-6 | / | 4-8 | 2-3 | / 0-2 |
| Oct 25 | LAKE SUPERIOR STATE | 5-2 | 5 / 2 | 10 / 3 | 32 / 26 | 1-2 | / | 2-4 | 1-2 | / 0-1 |
| Oct 26 | LAKE SUPERIOR STATE | 6-4 | 6 / 4 | 12 / 7 | 30 / 33 | 5-10 | / | 6-12 | 2-6 | / 1-5 |
| Nov 01 | at Minnesota | 2-2 | 2 / 2 | 3 / 1 | 31 / 25 | 4-8 | / | 3-6 | 0-2 | / 0-3 |
| Nov 02 | at Minnesota | 5-3 | 5 / 3 | 10 / 5 | 39 / 27 | 3-6 | / | 3-6 | 1-3 | / 0-3 |
| Nov 08 | OHIO STATE | 3-2 | 3 / 2 | 6 / 4 | 35 / 27 | 5-21 | / | 4-8 | 0-4 | / 0-4 |
| Nov 09 | OHIO STATE | 2-1 | 2 / 1 | 4 / 2 | 29 / 25 | 3-6 | / | 4-19 | 0-3 | / 0-3 |
| Nov 15 | at Wisconsin | 0-3 | 0 / 3 | 0 / 6 | 22 / 35 | 4-8 | / | 3-6 | 0-1 | / 2-2 |
| Nov 16 | at Wisconsin | 5-4 | 5 / 4 | 10 / 8 | 36 / 35 | 4-8 | / | 3-6 | 0-2 | / 1-3 |
| Nov 22 | at Michigan State | 1-1 | 1 / 1 | 2 / 2 | 37 / 19 | 2-4 | / | 2-4 | 0-1 | / 0-1 |
| Nov 23 | at Michigan State | 2-3 | 2 / 3 | 4 / 3 | 25 / 29 | 3-6 | / | 4-8 | 2-3 | / 0-2 |
| Nov 29 | BOWLING GREEN | 2-5 | 2 / 5 | 4 / 7 | 29 / 31 | 3-6 | / | 3-6 | 1-3 | / 2-3 |
| Nov 30 | at Bowling Green | 2-5 | 2 / 5 | 4 / 4 | 27 / 35 | 4-8 | / | 3-6 | 1-3 | / 2-4 |
| Dec 06 | at Boston College | 0-4 | 0 / 4 | 0 / 5 | 26 / 26 | 2-4 | / | 3-6 | 0-3 | / 1-2 |
| Dec 08 | BOSTON COLLEGE | 1-6 | 1 / 6 | 2 / 8 | 28 / 36 | 4-8 | / | 4-8 | 0-4 | / 2-4 |
| Dec 13 | PENN STATE | 2-4 | 2 / 4 | 4 / 8 | 42 / 40 | 4-8 | / | 3-6 | 0-3 | / 1-4 |
| Dec 14 | PENN STATE | 3-0 | 3 / 0 | 5 / 0 | 23 / 37 | 4-8 | / | 2-4 | 0-2 | / 0-3 |
| Totals | | 51-53 | 51 / 53 | 97 / 81 | 552 / 545 | 61-133 | / | 60-131 | 10-52 | / 12-52 |

Note: Game totals are displayed in the format TEAM/OPPONENT for each category



2019-20 BOX SCORES

| 18

Hockey Game Box Score (Final) Air Force vs #8 Notre Dame (Oct 11, 2019 at Notre Dame, Ind.)

Air Force (0-1-0, 0-0-0 AHA) vs. Notre Dame (1-0-0, 0-0-0 B1G)

Date: Oct 11, 2019 • Location: Notre Dame, Ind. • Arena: Compton Family Arena
Attendance: 4977 • Start time: 7:10 PM • End time: 9:36 PM • Total time: 2:26

| Prd | Time | Team | Scored by | Assists | Vis. on ice | Home on ice |
|-----|-----------|------|--------------------|------------------------------------|-----------------|---------------|
| 1 | 1st 07:55 | AF | EV TOMLAK, Brady/1 | MEHNERT, Alex/1 LEVIN, Jake/1 | 28,6,3,9,11 | 19,11,14,5,6 |
| 2 | 1st 17:02 | AF | EV PULVER, Matt/1 | BRIDE, Blake/1 DURGAN, Kieran/1 | 21,12,8,8,25,47 | 18,20,27,24,4 |
| 3 | 2nd 05:05 | ND | EV Colin Theisen/1 | Mike O'Leary/1 Cal Burke/1 | 28,20,74,9,11 | 13,19,11,2,24 |
| 4 | 2nd 13:22 | ND | EV Alex Steeves/1 | Michael Graham/1 Nate Clurman/2 | 20,12,74,28,88 | 16,15,2,24,26 |
| 5 | 3rd 05:03 | ND | EV Cam Morrison/1 | Alex Steeves/1 Michael Graham/2 | 88,12,3,6,21 | 26,16,15,6,2 |
| 6 | 3rd 17:51 | ND | EN Cal Burke/1 | Mike O'Leary/2 TOMLAK, Brady/1 | 6,9,74,28,88,21 | 11,19,26,5,6 |
| 7 | 3rd 19:59 | AF | EX PULVER, Matt/2 | STONE, Trevor/1 | 21,28,9,6,74,88 | 17,5,20,10,6 |

TEAM SUMMARY

| # | Air Force | 1 | 2 | 3 | Tot | +/- | # | Notre Dame | 1 | 2 | 3 | Tot | +/- |
|--------|------------------|-----|-----|-----|-----|-----|--------|------------------|-----|-----|-----|-----|-----|
| 3 | LEVIN, Jake | 0 | 1 | 1 | 2 | 0 | 2 | Nate Clurman | 0 | 0 | 0 | 0 | +3 |
| 5 | MEHNERT, Alex | 0 | 2 | 0 | 2 | 0 | 4 | Nick Levermann | 0 | 0 | 1 | 1 | -1 |
| 8 | BOWERY, Marshall | 0 | 0 | 0 | 0 | 0 | 5 | Matt Hellickson | 1 | 1 | 0 | 2 | -1 |
| 9 | STONE, Trevor | 0 | 0 | 1 | 1 | 0 | 6 | Tory Dello | 0 | 1 | 0 | 1 | 0 |
| 11 | HARPER, Max | 0 | 0 | 0 | 0 | 0 | 8 | Matt Steeves | 0 | 0 | 0 | 0 | 0 |
| 12 | BRIDE, Blake | 2 | 2 | 1 | 5 | -1 | 10 | Cam Burke | 0 | 0 | 0 | 0 | -1 |
| 17 | TYRAN, Joe | 2 | 1 | 1 | 4 | 0 | 11 | Cal Burke | 1 | 3 | 1 | 5 | +1 |
| 18 | POCHPINSKI, Ty | 0 | 0 | 0 | 0 | 0 | 13 | Colin Theisen | 1 | 3 | 1 | 5 | +1 |
| 19 | MANNING, Luke | 0 | 0 | 1 | 1 | 0 | 14 | Jesse Lansdell | 0 | 0 | 0 | 0 | -1 |
| 20 | KOCH, Brandon | 2 | 0 | 2 | 4 | -2 | 15 | Michael Graham | 0 | 0 | 1 | 1 | +2 |
| 21 | PULVER, Matt | 1 | 0 | 1 | 2 | 0 | 16 | Alex Steeves | 1 | 1 | 1 | 3 | +2 |
| 22 | PLUMMER, Pierce | 0 | 1 | 0 | 1 | 0 | 24 | Spencer Stastney | 0 | 0 | 0 | 0 | -1 |
| 23 | REIM, Willie | 1 | 0 | 0 | 1 | 0 | 18 | Graham Slaggett | 0 | 1 | 2 | 3 | -1 |
| 25 | EXBERG, Carter | 0 | 0 | 1 | 1 | +1 | 19 | Mike O'Leary | 1 | 3 | 0 | 4 | +1 |
| 26 | JAEGER, Erich | 0 | 0 | 0 | 0 | 0 | 20 | Jake Pivonka | 0 | 0 | 0 | 0 | -2 |
| 28 | TOMLAK, Brady | 1 | 1 | 2 | 4 | -1 | 24 | Spencer Stastney | 0 | 0 | 0 | 0 | -1 |
| 47 | WEIGEL, Dalton | 2 | 0 | 0 | 2 | +1 | 26 | Cam Morrison | 1 | 0 | 3 | 4 | +3 |
| 74 | MIRAGEAS, Zach | 0 | 1 | 1 | 2 | -2 | 27 | Trevor Janicke | 1 | 0 | 0 | 1 | -1 |
| 88 | DURGAN, Kieran | 0 | 1 | 3 | 4 | -1 | 29 | Charlie Raith | 0 | 0 | 0 | 0 | 0 |
| TM | TEAM | 0 | 0 | 0 | 0 | 0 | TM | TEAM | 0 | 0 | 0 | 0 | 0 |
| 30 | ANDERSON, Erik | dnp | dnp | dnp | dnp | dnp | 1 | Dylan St. Cyr | dnp | dnp | dnp | dnp | dnp |
| 33 | SCHILLING, Alex | dnp | dnp | dnp | dnp | dnp | 33 | Nick Sanford | dnp | dnp | dnp | dnp | dnp |
| Totals | | 11 | 11 | 14 | 36 | -5 | Totals | | 7 | 13 | 9 | 29 | +5 |

GOALTEENDERS

| # | Air Force | Dec | Min | GA | 1 | 2 | 3 | Saves | # | Notre Dame | Dec | Min | GA | 1 | 2 | 3 | Saves |
|----|-----------------|-----|-------|----|---|----|---|-------|----|--------------|-----|-------|----|---|----|----|-------|
| 31 | LaROCCQUE, Zach | L | 58:27 | 3 | 7 | 11 | 7 | 25 | 30 | Ryan Bischel | W | 59:43 | 3 | 9 | 11 | 13 | 33 |
| | EMPTY NET | | 1:33 | 1 | 0 | 0 | 0 | 0 | | EMPTY NET | | 0:17 | 0 | 0 | 0 | 0 | 0 |

PENALTY SUMMARY

| Prd | Player | Team | Min/Offense | Time | Prd | Player | Team | Min/Offense | Time |
|-----|----------------|------|-------------|------|-----|----------------|------|-------------|------|
| 1st | WEIGEL, Dalton | AF | 2:04 | PP | 3rd | Mike O'Leary | ND | 2:00 | PP |
| 1st | Matt Steeves | ND | 2:00 | PP | 3rd | MIRAGEAS, Zach | AF | 09:42 | PP |
| 2nd | Colin Theisen | ND | 2:00 | PP | 2nd | MIRAGEAS, Zach | AF | 2:51 | PP |
| 2nd | MANNING, Luke | ND | 2:00 | PP | 3rd | BRIDE, Blake | AF | 14:59 | PP |

Win-Ryan Bischel (1-0-0). Loss-LaROCCQUE, Zach (0-1-0).

Hockey Game Box Score (Final) Air Force vs #8 Notre Dame (Oct 13, 2019 at Notre Dame, Ind.)

Air Force (0-2-0, 0-0-0 AHA) vs. Notre Dame (2-0-0, 0-0-0 B1G)

Date: Oct 13, 2019 • Location: Notre Dame, Ind. • Arena: Compton Family Arena
Attendance: 3506 • Start time: 3:05 PM • End time: 5:31 PM • Total time: 2:26

| Prd | Time | Team | Scored by | Assists | Vis. on ice | Home on ice |
|-----|-----------|------|----------------------|---------------------------------------|----------------|---------------|
| 1 | 1st 03:00 | ND | EV Cam Morrison/2 | MIRAGEAS, Zach/1 STONE, Trevor/1 | 6,23,3,12,22 | 26,2,24,10,15 |
| 2 | 1st 17:47 | AF | EV HARPER, Max/1 | STONE, Trevor/1 Tory Dello/1 | 11,74,9,20,28 | 5,13,6,19,11 |
| 3 | 2nd 02:54 | ND | PP Matt Hellickson/1 | Mike O'Leary/3 Spencer Stastney/1 | 3,6,28,88 | 5,6,19,13,11 |
| 4 | 2nd 00:35 | ND | PP Colin Theisen/2 | Mike O'Leary/3 Mike O'Leary/4 | 88,28,6,74 | 13,11,24,5,19 |
| 5 | 3rd 04:20 | ND | EV Cal Burke/2 | Mike O'Leary/5 Colin Theisen/1 | 12,20,21,74,88 | 11,19,13,2,24 |
| 6 | 3rd 06:57 | ND | EV Colin Theisen/3 | Tory Dello/2 Cal Burke/2 | 6,9,11,20,28 | 13,6,11,19,5 |
| 7 | 3rd 19:59 | ND | EV Jake Pivonka/1 | Nick Levermann/1 Graham Slaggett/1 | 12,20,21,74,88 | 20,4,18,27,29 |

TEAM SUMMARY

| # | Air Force | 1 | 2 | 3 | Tot | +/- | # | Notre Dame | 1 | 2 | 3 | Tot | +/- |
|--------|------------------|-----|-----|-----|-----|-----|--------|------------------|-----|-----|-----|-----|-----|
| 3 | LEVIN, Jake | 1 | 0 | 0 | 1 | -1 | 2 | Nate Clurman | 0 | 0 | 0 | 0 | +2 |
| 5 | MEHNERT, Alex | 0 | 1 | 1 | 2 | -2 | 4 | Nick Levermann | 0 | 1 | 2 | 3 | +1 |
| 8 | BOWERY, Marshall | 2 | 1 | 0 | 3 | 0 | 5 | Matt Hellickson | 0 | 1 | 0 | 1 | 0 |
| 9 | STONE, Trevor | 1 | 0 | 0 | 1 | 0 | 6 | Tory Dello | 0 | 0 | 0 | 0 | 0 |
| 11 | HARPER, Max | 1 | 0 | 0 | 1 | 0 | 8 | Matt Steeves | 0 | 0 | 1 | 1 | 0 |
| 12 | BRIDE, Blake | 0 | 0 | 0 | 0 | -3 | 10 | Cam Burke | 1 | 1 | 1 | 3 | +1 |
| 17 | TYRAN, Joe | 0 | 0 | 0 | 0 | 0 | 11 | Cal Burke | 1 | 1 | 2 | 4 | +1 |
| 18 | POCHPINSKI, Ty | 0 | 0 | 1 | 1 | 0 | 13 | Colin Theisen | 0 | 1 | 2 | 3 | +1 |
| 19 | MANNING, Luke | 0 | 1 | 0 | 1 | 0 | 14 | Jesse Lansdell | 0 | 0 | 0 | 0 | 0 |
| 20 | KOCH, Brandon | 2 | 1 | 1 | 4 | -2 | 15 | Michael Graham | 1 | 0 | 0 | 1 | +1 |
| 21 | PULVER, Matt | 0 | 1 | 0 | 1 | -2 | 16 | Alex Steeves | 0 | 4 | 1 | 5 | 0 |
| 22 | PLUMMER, Pierce | 0 | 0 | 0 | 0 | -1 | 17 | Pierce Crawford | 0 | 0 | 0 | 0 | -1 |
| 23 | REIM, Willie | 2 | 0 | 1 | 3 | -1 | 18 | Graham Slaggett | 0 | 0 | 0 | 0 | +1 |
| 25 | EXBERG, Carter | 0 | 0 | 0 | 0 | 0 | 19 | Mike O'Leary | 1 | 0 | 1 | 2 | +1 |
| 26 | JAEGER, Erich | 0 | 1 | 0 | 1 | 0 | 20 | Jake Pivonka | 1 | 1 | 1 | 3 | +1 |
| 28 | TOMLAK, Brady | 0 | 0 | 0 | 0 | 0 | 24 | Spencer Stastney | 0 | 0 | 0 | 0 | -2 |
| 47 | WEIGEL, Dalton | 0 | 0 | 1 | 1 | 0 | 26 | Cam Morrison | 1 | 0 | 0 | 1 | +1 |
| 74 | MIRAGEAS, Zach | 0 | 1 | 1 | 2 | -1 | 27 | Trevor Janicke | 0 | 0 | 1 | 1 | +1 |
| 88 | DURGAN, Kieran | 1 | 0 | 0 | 1 | -2 | 29 | Charlie Raith | 2 | 0 | 1 | 3 | +1 |
| 41 | PARK, Austin | dnp | dnp | dnp | dnp | dnp | TM | TEAM | 0 | 0 | 0 | 0 | 0 |
| Totals | | 10 | 7 | 6 | 23 | -15 | 1 | Dylan St. Cyr | dnp | dnp | dnp | dnp | dnp |
| | | | | | | | 33 | Nick Sanford | dnp | dnp | dnp | dnp | dnp |
| Totals | | 8 | 11 | 13 | 32 | +15 | Totals | | 8 | 11 | 13 | 32 | +15 |

GOALTEENDERS

| # | Air Force | Dec | Min | GA | 1 | 2 | 3 | Saves | # | Notre Dame | Dec | Min | GA | 1 | 2 | 3 | Saves |
|----|-----------------|-----|-------|----|---|----|---|-------|----|--------------|-----|-------|----|---|---|---|-------|
| 31 | LaROCCQUE, Zach | L | 46:43 | 5 | 7 | 10 | 3 | 20 | 30 | Ryan Bischel | W | 60:00 | 1 | 9 | 7 | 6 | 22 |
| | EMPTY NET | | 0:14 | 0 | 0 | 0 | 0 | 0 | | EMPTY NET | | 0:00 | 0 | 0 | 0 | 0 | 0 |
| 33 | SCHILLING, Alex | | 13:03 | 1 | 0 | 0 | 6 | 6 | | | | | | | | | |

PENALTY SUMMARY

| Prd | Player | Team | Min/Offense | Time | Prd | Player | Team | Min/Offense | Time |
|-----|----------------|------|-------------|------|-----|--------------|------|-------------|------|
| 1st | Nate Clurman | ND | 2:00 | PP | 3rd | Tory Dello | ND | 00:20 | PP |
| 2nd | REIM, Willie | AF | 2:00 | PP | 3rd | Jake Pivonka | ND | 2:00 | PP |
| 2nd | MIRAGEAS, Zach | AF | 2:00 | PP | 3rd | Jake Pivonka | ND | 2:00 | PP |
| 3rd | PULVER, Matt | AF | 2:00 | PP | 3rd | Jake Pivonka | ND | 2:00 | PP |

Win-Ryan Bischel (2-0-0). Loss-LaROCCQUE, Zach (0-2-0).

Hockey Game Box Score (Final) Lake Superior State vs #4 Notre Dame (Oct 25, 2019 at Notre Dame, Ind.)

Lake Superior State (2-5-0, 0-0-0 WCHA) vs. Notre Dame (3-0-0, 0-0-0 B1G)

Date: Oct 25, 2019 • Location: Notre Dame, Ind. • Arena: Compton Family Arena
Attendance: 3991 • Start time: 7:10 PM • End time: 9:31 PM • Total time: 2:21

| Prd | Time | Team | Scored by | Assists | Vis. on ice | Home on ice |
|-----|-----------|------|----------------------|------------------------------------|-------------------|---------------|
| 1 | 1st 08:33 | ND | EV Mike O'Leary/1 | Cal Burke/3 Cam Morrison/1 | 8,4,14,7,21 | 19,11,2,13,24 |
| 2 | 1st 17:08 | ND | EV Cal Burke/3 | Mike O'Leary/6 Nick Levermann/2 | 3,20,8,9,23 | 11,19,4,29,13 |
| 3 | 1st 17:44 | LSSU | PP MAX HUMITZ/4 | HAMPUS ERIKSSON/5 Cal Burke/4 | 21,24,15,14,22 | 13,11,6,19,24 |
| 4 | 2nd 08:05 | ND | PP Matt Hellickson/2 | Colin Theisen/2 Jake Pivonka/1 | 9,21,22,23 | 5,11,13,6,19 |
| 5 | 3rd 00:14 | ND | EV Graham Slaggett/1 | Jake Pivonka/1 Alex Steeves/2 | 26,29,16,22,15 | 18,20,16,24,2 |
| 6 | 3rd 04:52 | LSSU | EV Louis Boudon/2 | ASHTON CALDER/4 PETE VILLETTE/4 | 29,16,26,4,7 | 5,24,15,27,26 |
| 7 | 3rd 17:32 | ND | EN Mike O'Leary/2 | Cal Burke/5 Cam Morrison/2 | 23,22,16,24,21,15 | 19,11,26,6,5 |

TEAM SUMMARY

| # | Lake Superior State | 1 | 2 | 3 | Tot | +/- | # | Notre Dame | 1 | 2 | 3 | Tot | +/- |
|--------|---------------------|-----|-----|-----|-----|-----|--------|------------------|-----|-----|-----|-----|-----|
| 3 | WILL RIEDELL | 0 | 1 | 0 | 1 | -1 | 2 | Nate Clurman | 0 | 0 | 0 | 0 | +2 |
| 4 | TYLER ANDERSON | 0 | 0 | 1 | 1 | 2 | 0 | Nick Levermann | 1 | 1 | 0 | 2 | +1 |
| 7 | MITCHELL OLIVER | 0 | 0 | 0 | 0 | 0 | 5 | Matt Hellickson | 0 | 1 | 0 | 1 | 0 |
| 8 | Dustin Manz | 0 | 2 | 1 | 3 | -2 | 6 | Tory Dello | 1 | 1 | 0 | 2 | 0 |
| 9 | ALEX AMBROSIO | 0 | 0 | 0 | 0 | -1 | 8 | Matt Steeves | 0 | 1 | 1 | 2 | 0 |
| 10 | BRENDAN MCKAY | 0 | 0 | 1 | 1 | 0 | 10 | Cam Burke | 0 | 1 | 0 | 1 | 0 |
| 13 | IAN JOHNSTON | 0 | 0 | 0 | 0 | 0 | 11 | Cal Burke | 1 | 1 | 1 | 3 | +2 |
| 14 | YUKI MIURA | 0 | 0 | 1 | 1 | 0 | 13 | Colin Theisen | 1 | 0 | 2 | 3 | +1 |
| 15 | JACOB NORDQVIST | 0 | 1 | 1 | 2 | -1 | 14 | Jesse Lansdell | 0 | 0 | 0 | 0 | 0 |
| 16 | ASHTON CALDER | 0 | 0 | 1 | 1 | -1 | 15 | Michael Graham | 0 | 0 | 0 | 0 | -1 |
| 17 | CHASE GAMELIN | 0 | 0 | 0 | 0 | 0 | 16 | Alex Steeves | 1 | 1 | 0 | 2 | 0 |
| 18 | BRYAN BASILICO | 1 | 0 | 0 | 1 | 0 | 17 | Pierce Crawford | 0 | 2 | 1 | 3 | +1 |
| 20 | MIROSLAV MUCHA | 0 | 0 | 1 | 1 | -1 | 18 | Graham Slaggett | 0 | 0 | 2 | 2 | +1 |
| 21 | MAX HUMITZ | 2 | 3 | 0 | 5 | -1 | 19 | Mike O'Leary | 1 | 1 | 1 | 3 | +2 |
| 22 | LUKAS KAELE | 1 | 1 | 0 | 2 | -1 | 20 | Jake Pivonka | 1 | 0 | 1 | 2 | +1 |
| 23 | COLLIN SACCOMAN | 0 | 0 | 1 | 1 | -2 | 24 | Spencer Stastney | 0 | 1 | 0 | 1 | 0 |
| 24 | HAMPUS ERIKSSON | 0 | 0 | 1 | 1 | 0 | 26 | Cam Morrison | 2 | 2 | 0 | 4 | 0 |
| 25 | PETE VILLETTE | 0 | 1 | 0 | 1 | 0 | 27 | Trevor Janicke | 0 | 0 | 1 | 1 | -1 |
| 29 | Louis Boudon | 0 | 1 | 2 | 3 | 0 | 29 | Charlie Raith | 1 | 0 | 0 | 1 | +1 |
| TM | TEAM | 0 | 0 | 0 | 0 | 0 | TM | TEAM | 0 | 0 | 0 | 0 | 0 |
| 1 | ROMAN BENGERT | dnp | dnp | dnp | dnp | dnp | 32 | Cale Morris | dnp | dnp | dnp | dnp | dnp |
| Totals | | 6 | 11 | 9 | 26 | -11 | 33 | Nick Sanford | dnp | dnp | dnp | dnp | dnp |
| Totals | | 10 | 12 | 10 | 32 | +10 | Totals | | 10 | 12 | 10 | 32 | +10 |

GOALTEENDERS

| Lake Superior State | | | | | | | | | Notre Dame | | | | | | | | |
|---------------------|---------------|-----|-------|----|---|----|---|-------|------------|--------------|-----|-------|----|---|----|---|-------|
| ## | | Dec | Min | GA | 1 | 2 | 3 | Saves | ## | | Dec | Min | GA | 1 | 2 | 3 | Saves |
| 30 | MAREKS MITENS | L | 59:13 | 4 | 8 | 11 | 8 | 27 | 30 | Ryan Bischel | W | 60:00 | 2 | 5 | 11 | 8 | 24 |
| | EMPTY NET | | 0:47 | 1 | 0 | 0 | 0 | 0 | | | | | | | | | |



2019-20 BOX SCORES

Hockey Game Box Score (Final) #5 Notre Dame vs Minnesota (Nov 01, 2019 at Minneapolis, Minn.)

Notre Dame (4-0-1, 0-0-1-0 B1G) vs. Minnesota (3-3-1, 0-0-1-1 B1G)
Date: Nov 01, 2019 • Location: Minneapolis, Minn. • Arena: 3M Arena at Mariucci
Attendance: 7459 • Start time: 7:33 pm • End time: 10:09 pm • Total time: 2:36

| Prd | Time | Team | Scored by | Assists | Vis. on ice | Home on ice | Goals by Period |
|-----------------|-------------------|-------|---------------------------|---------------------|-------------------|-----------------|-----------------|
| 1 | 2nd | 05:58 | ND | EV Mike O'Leary/5 | Matt Hellickson/2 | 19,5,11,6,13 | 4,19,20,24,58 |
| | | | | Cal Burke/8 | | | ND 0 1 1 0 2 |
| | | | | Perbix, Jack/2 | 4,5,14,16,18 | 21,25,2,10,24 | MINN 0 0 2 0 2 |
| 2 | 3rd | 05:41 | MINN | EV Burke, Nathan/2 | Cam Morrison/3 | 27,26,2,20,29 | 10,11,12,20,22 |
| 3 | 3rd | 06:06 | ND | EV Trevor Janicke/2 | - | 21,13,19,24 | 19,4,7,23,58 |
| 4 | 3rd | 06:24 | MINN | EV Reedy, Scott/3 | - | | |
| TEAM SUMMARY | | | | | | | |
| # | Notre Dame | G | A | PI | Sh | +/- | BI |
| 2 | Nate Clurman | 0 | 0 | 0 | 1 | 0 | 0 |
| 4 | Nick Leivermann | 0 | 0 | 2 | 1 | -1 | 0 |
| 5 | Matt Hellickson | 0 | 1 | 2 | 4 | 0 | 5 |
| 6 | Tory Dello | 0 | 0 | 0 | 1 | +1 | 3 |
| 8 | Matt Steeves | 0 | 0 | 0 | 0 | 0 | 0 |
| 10 | Cam Burke | 0 | 0 | 0 | 0 | 0 | 1 |
| 11 | Cal Burke | 0 | 1 | 0 | 3 | 0 | 0 |
| 13 | Colin Theisen | 0 | 0 | 0 | 3 | 0 | 1 |
| 14 | Jesse Lansdell | 0 | 0 | 0 | 0 | -1 | 1 |
| 16 | Alex Steeves | 0 | 0 | 0 | 3 | -1 | 0 |
| 17 | Pierce Crawford | 0 | 0 | 2 | 0 | 0 | 0 |
| 18 | Graham Slaggett | 0 | 0 | 0 | 3 | -1 | 1 |
| 19 | Mike O'Leary | 1 | 0 | 0 | 2 | 0 | 2 |
| 20 | Jake Pivonka | 0 | 0 | 0 | 1 | +1 | 1 |
| 24 | Spencer Stastne | 0 | 0 | 0 | 0 | -1 | 5 |
| 25 | Solag Bakich | 0 | 0 | 0 | 0 | 0 | 0 |
| 26 | Cam Morrison | 0 | 0 | 2 | 2 | +1 | 0 |
| 27 | Trevor Janicke | 1 | 0 | 2 | 4 | +1 | 0 |
| 29 | Charlie Raith | 0 | 0 | 0 | 1 | +1 | 0 |
| T | TEAM | 0 | 0 | 2 | 0 | 0 | 0 |
| 30 | Ryan Bischel | dnp | | | | | |
| 33 | Nick Sanford | dnp | | | | | |
| Totals | | 2 | 3 | 8 | 31 | 0 | 20 |
| GOALTENDERS | | | | | | | |
| # | Notre Dame | Dec | Min | GA | 1 | 2 | 3 |
| 32 | Cale Morris | T | 65:00 | 2 | 6 | 8 | 6 |
| # | Minnesota | Dec | Min | GA | 1 | 2 | 3 |
| 31 | Moe, Jared | T | 65:00 | 2 | 6 | 14 | 8 |
| PENALTY SUMMARY | | | | | | | |
| Prd | Player | Team | MinOffense | Time | Prd | Player | Team |
| 1st | McLaughlin, Blake | MINN | 2.Tripping | 11:09 PP | 2nd | Trevor Janicke | ND |
| 1st | TEAM | ND | 2.Too Many Players On Ice | 10:59 PP | 3rd | Matt Hellickson | ND |
| 2nd | Ranta, Sampo | MINN | 2.Boarding | 00:53 PP | 3rd | Perbix, Jack | MINN |
| 2nd | Nick Leivermann | ND | 2.Tripping | 07:20 PP | | | |

Notre Dame-Cale Morris (1-0-1). Minnesota-Moe, Jared (2-1-1).
Minnesota timeout at 3:22 OT/1.

Referee's signature

Hockey Game Box Score (Final) #5 Notre Dame vs Minnesota (Nov 02, 2019 at Minneapolis, Minn.)

Notre Dame (5-0-1, 1-0-1-0 B1G) vs. Minnesota (3-4-1, 0-1-1-1 B1G)
Date: Nov 02, 2019 • Location: Minneapolis, Minn. • Arena: 3M Arena at Mariucci
Attendance: 8008 • Start time: 4:04 pm • End time: 6:23 pm • Total time: 2:19

| 1st | | Prd | Time | Team | Scored by | Assists | Vis. on ice | Home on ice | Goals | by Period | | | | | | | |
|-----------------|-------------------|-------|---------------------------|----------|--------------------|---------------------|----------------|------------------|---------------------|-----------|-------|-----|----|-----|----|----|---|
| 1 | 1st | 12:34 | MINN | EV | McManus, Brannon/2 | Ranta, Sampo/1 | 14,18,5,16,6 | 7,58,10,2,19 | 1st | 2 | 3 | Tot | | | | | |
| | | | | | | LaCombe, Jackson/4 | | | ND | 0 | 3 | 5 | | | | | |
| | | | | | | Nelson, Jaxon/1 | 8,2,10,17,4 | 25,24,1,23,4 | MINN | 2 | 1 | 3 | | | | | |
| 2 | 2nd | 05:20 | ND | PP | Nick Leivermann/1 | Alex Steeves/4 | 4,16,18,27,26 | 20,4,19,58 | | | | | | | | | |
| 4 | 2nd | 13:46 | ND | EV | Spencer Stastney/2 | Graham Slaggett/2 | | | | | | | | | | | |
| | | | | | | Cal Burke/9 | 24,11,26,18,5 | 7,39,9,4,23 | | | | | | | | | |
| | | | | | | Cam Morrison/4 | | | | | | | | | | | |
| 5 | 2nd | 14:28 | MINN | EV | Wait, Garrett/1 | Staudacher, Matt/2 | 27,5,14,6,29 | 17,55,22,12,2 | | | | | | | | | |
| | | | | | | Brodzinski, Bryce/2 | | | | | | | | | | | |
| 6 | 2nd | 17:53 | ND | EV | Nick Leivermann/2 | Trevor Janicke/2 | 4,27,14,5,20 | 7,38,19,10,20 | | | | | | | | | |
| | | | | | | Jesse Lansdell/1 | | | | | | | | | | | |
| | | | | | | Matt Hellickson/3 | 29,25,26,16,18 | 27,39,9,23,4 | | | | | | | | | |
| 7 | 3rd | 01:25 | ND | EV | Charlie Raith/1 | Cam Morrison/5 | | | | | | | | | | | |
| | | | | | | Cam Morrison/6 | 27,26,24,20,2 | 58,8,10,27,19,23 | | | | | | | | | |
| | | | | | | Spencer Stastney/4 | | | | | | | | | | | |
| TEAM SUMMARY | | | | | | | | | | | | | | | | | |
| # | Notre Dame | G | A | PI | Sh | +/- | BI | # | Minnesota | G | A | PI | Sh | +/- | BI | | |
| 2 | Nate Clurman | 0 | 0 | 0 | 0 | 0 | 4 | 2 | Nanne, Tyler | 0 | 0 | 0 | 0 | 1 | +2 | 3 | |
| 4 | Nick Leivermann | 2 | 0 | 0 | 0 | 4 | 1 | 3 | Stucker, Robbie | 0 | 0 | 0 | 0 | 0 | 0 | 0 | |
| 5 | Matt Hellickson | 0 | 1 | 0 | 0 | 0 | 3 | 4 | Brinkman, Ben | 0 | 0 | 0 | 0 | 2 | -1 | 0 | |
| 6 | Tory Dello | 0 | 0 | 0 | 1 | -2 | 1 | 5 | T. McManus, Brannon | 0 | 0 | 0 | 0 | 1 | -1 | 0 | |
| 8 | Matt Steeves | 0 | 0 | 0 | 0 | -1 | 0 | 9 | Walker, Sammy | 0 | 0 | 0 | 0 | 2 | -3 | 0 | |
| 10 | Cam Burke | 0 | 0 | 2 | 2 | -1 | 0 | 10 | LaCombe, Jackson | 0 | 0 | 0 | 1 | 2 | -1 | 1 | |
| 11 | Cal Burke | 0 | 1 | 0 | 5 | +1 | 0 | 12 | Maroon, Joey | 0 | 0 | 0 | 0 | 0 | +1 | 1 | |
| 13 | Colin Theisen | 0 | 0 | 0 | 6 | 0 | 0 | 17 | Wait, Garrett | 1 | 0 | 0 | 0 | 1 | -1 | 3 | |
| 14 | Jesse Lansdell | 0 | 1 | 0 | 1 | -1 | 0 | 19 | Reedy, Scott | 0 | 0 | 0 | 0 | 3 | -1 | 0 | |
| 16 | Alex Steeves | 0 | 1 | 0 | 3 | 0 | 0 | 20 | Zuhlsdorf, Ryan | 0 | 0 | 0 | 0 | 1 | -1 | 0 | |
| 17 | Pierce Crawford | 0 | 0 | 2 | 0 | -1 | 0 | 21 | Burke, Nathan | 0 | 0 | 0 | 0 | 2 | +1 | 0 | |
| 18 | Graham Slaggett | 0 | 1 | 0 | 2 | +1 | 0 | 22 | Brodzinski, Bryce | 0 | 0 | 0 | 0 | 2 | +4 | 0 | |
| 19 | Mike O'Leary | 0 | 0 | 0 | 4 | 0 | 0 | 23 | Johnson, Ryan | 0 | 0 | 2 | 1 | -2 | -2 | 0 | |
| 20 | Jake Pivonka | 0 | 0 | 2 | 1 | +2 | 1 | 24 | Nelson, Jaxon | 0 | 0 | 0 | 1 | 0 | +1 | 0 | |
| 24 | Spencer Stastne | 1 | 1 | 0 | 2 | +2 | 0 | 25 | Perbix, Jack | 1 | 0 | 0 | 2 | +2 | +1 | 0 | |
| 25 | Solag Bekich | 0 | 0 | 0 | 0 | +1 | 0 | 26 | McLaughlin, Blak | 0 | 0 | 0 | 0 | 0 | +2 | 0 | |
| 26 | Cam Morrison | 0 | 3 | 0 | 1 | +3 | 0 | 29 | Meyers, Ben | 0 | 0 | 0 | 0 | 3 | -3 | 0 | |
| 27 | Trevor Janicke | 1 | 1 | 0 | 5 | +1 | 1 | 55 | Staudacher, Mat | 0 | 0 | 0 | 0 | 0 | +1 | 1 | |
| 29 | Charlie Raith | 1 | 0 | 0 | 2 | 0 | 0 | 58 | Ranta, Sampo | 0 | 1 | 0 | 1 | 0 | 0 | 0 | |
| 30 | Ryan Bischel | dnp | | | | | | 1 | Close, Justin | | | | | | | | |
| 33 | Nick Sanford | dnp | | | | | | 45 | LaFontaine, Jack | dnp | | | | | | | |
| Totals | | | 5 | 10 | 6 | 39 | +5 | 11 | Totals | | | 3 | 5 | 6 | 27 | -8 | 8 |
| GOALTENDERS | | | | | | | | | | | | | | | | | |
| # | Notre Dame | Dec | Min | GA | 1 | 2 | 3 | # | Minnesota | Dec | Min | GA | 1 | 2 | 3 | | |
| 32 | Cale Morris | T | 65:00 | 2 | 6 | 14 | 8 | 31 | Moe, Jared | T | 65:00 | 2 | 6 | 14 | 8 | | |
| PENALTY SUMMARY | | | | | | | | | | | | | | | | | |
| Prd | Player | Team | MinOffense | Time | Prd | Player | Team | | | | | | | | | | |
| 1st | McLaughlin, Blake | MINN | 2.Tripping | 11:09 PP | 2nd | Trevor Janicke | ND | | | | | | | | | | |
| 1st | TEAM | ND | 2.Too Many Players On Ice | 10:59 PP | 3rd | Matt Hellickson | ND | | | | | | | | | | |
| 2nd | Ranta, Sampo | MINN | 2.Boarding | 00:53 PP | 3rd | Perbix, Jack | MINN | | | | | | | | | | |
| 2nd | Nick Leivermann | ND | 2.Tripping | 07:20 PP | | | | | | | | | | | | | |

Notre Dame-Cale Morris (5-0-1). Minnesota-Moe, Jared (2-1-1).
Minnesota timeout at 3:22 OT/1.

Referee's signature

Hockey Game Box Score (Final) #8 Ohio State vs #5 Notre Dame (Nov 08, 2019 at Notre Dame, Ind.)

Ohio State (6-1-2, 2-0-1-0 B1G) vs. Notre Dame (6-0-1, 3-0-1-0 B1G)
Date: Nov 08, 2019 • Location: Notre Dame, Ind. • Arena: Compton Family Arena
Attendance: 4740 • Start time: 8:10 PM • End time: 10:38 PM • Total time: 2:28

| Prd | Time | Team | Scored by | Assists | Vis. on ice | Home on ice | Goals by Period | | | | | | | | |
|-----------------|------------------|------|-----------------------|-------------------------------------|----------------|----------------|-----------------|--------|------------------|------|------------|----------|-----|-----------------|------|
| 1 | 1st 19:33 | OSU | EV Tanner Laczynski/2 | Grant Gabriele/3 Collin Peters/1 | 61,3,13,9,5 | 5,11,13,19,24 | Team | 1 | 2 | 3 | OT | Tot | | | |
| | | | | | | | OSU | 1 | 0 | 1 | 0 | 2 | | | |
| 2 | 2nd 08:12 | ND | EV Solag Bakich/1 | Matt Steeves/1 Tony Dello/3 | 61,29,24,72,18 | 25,8,2,20,24 | ND | 0 | 1 | 1 | 1 | 3 | | | |
| 3 | 3rd 16:43 | OSU | EV Carson Meyer/3 | Austin Pooley/1 Gordy Meyer/1 | 72,14,5,4,29 | 2,16,18,26,29 | Shots by Period | | | | | | | | |
| 4 | 3rd 18:03 | ND | EV Trevor Janicke/4 | Cam Morrison/7 Jake Pivonka/3 | 40,8,16,61,5 | 27,26,20,4,24 | Team | 1 | 2 | 3 | OT | Tot | | | |
| | | | | | | | OSU | 8 | 9 | 10 | 0 | 27 | | | |
| 5 | OT 03:59 | ND | EV Pierce Crawford/1 | Nate Clurman/3 Trevor Janicke/3 | 65,24,40,16,12 | 17,2,27,20,24 | ND | 5 | 18 | 8 | 4 | 35 | | | |
| TEAM SUMMARY | | | | | | | | | | | | | | | |
| # | Ohio State | 1 | 2 | 3 | OT | Tot | +/- | # | Notre Dame | 1 | 2 | 3 | OT | Tot | +/- |
| 3 | Collin Peters | 0 | 0 | 0 | 0 | 0 | +1 | 2 | Nate Clurman | 0 | 2 | 0 | 1 | 3 | +1 |
| 4 | Layton Ahac | 0 | 0 | 0 | 0 | 0 | +1 | 4 | Nick Leivermann | 2 | 1 | 1 | 0 | 4 | +1 |
| 5 | Gordy Meyer | 0 | 1 | 0 | 0 | 1 | +1 | 5 | Matt Hellickson | 0 | 0 | 0 | 0 | 0 | -1 |
| 7 | Wyatt Ege | 1 | 0 | 0 | 0 | 1 | 0 | 6 | Tory Dello | 0 | 0 | 0 | 0 | 0 | 0 |
| 8 | Eugene Fadyevyev | 0 | 0 | 1 | 0 | 1 | -1 | 8 | Matt Steeves | 0 | 0 | 0 | 0 | 0 | -1 |
| 9 | Tanner Laczynski | 1 | 2 | 0 | 0 | 3 | +1 | 10 | Cam Burke | 0 | 1 | 0 | 0 | 1 | 0 |
| 12 | Miguel Fidler | 0 | 0 | 0 | 0 | 0 | -1 | 11 | Cal Burke | 0 | 0 | 0 | 0 | 0 | -1 |
| 13 | Tate Singleton | 2 | 0 | 1 | 0 | 3 | +1 | 13 | Colin Theisen | 2 | 2 | 1 | 0 | 5 | -1 |
| 14 | Austin Pooley | 0 | 1 | 0 | 0 | 1 | +1 | 14 | Jesse Lansdell | 0 | 0 | 0 | 0 | 0 | 0 |
| 15 | Quinn Preston | 0 | 1 | 1 | 0 | 2 | -2 | 16 | Alex Steeves | 0 | 1 | 0 | 1 | 2 | -1 |
| 17 | Sam McCormick | 0 | 0 | 2 | 0 | 2 | 0 | 17 | Pierce Crawford | 0 | 2 | 0 | 1 | 3 | +1 |
| 18 | Michael Gildon | 0 | 0 | 0 | 0 | 0 | -1 | 18 | Graham Slaggett | 0 | 0 | 1 | 0 | 1 | -1 |
| 19 | Matthew Jennings | 0 | 0 | 0 | 0 | 0 | 0 | 19 | Mike O'Leary | 0 | 0 | 0 | 0 | 0 | -1 |
| 24 | Ryan O'Connell | 0 | 0 | 0 | 0 | 0 | -2 | 20 | Jake Pivonka | 0 | 2 | 1 | 0 | 3 | +3 |
| 25 | Gustaf Westlund | 1 | 1 | 1 | 0 | 3 | 0 | 24 | Spencer Stastney | 0 | 1 | 0 | 0 | 1 | +2 |
| 40 | Ronnie Hein | 2 | 0 | 2 | 0 | 4 | -2 | 25 | Solag Bakich | 0 | 2 | 1 | 0 | 3 | +1 |
| 61 | Grant Gabriele | 0 | 0 | 0 | 0 | 0 | -1 | 26 | Cam Morrison | 0 | 2 | 0 | 0 | 2 | 0 |
| 65 | CJ Regula | 1 | 0 | 0 | 0 | 1 | -1 | 27 | Trevor Janicke | 1 | 2 | 3 | 1 | 7 | +2 |
| 72 | Carson Meyer | 0 | 2 | 1 | 0 | 3 | 0 | 29 | Charlie Raith | 0 | 0 | 0 | 0 | 0 | -1 |
| 30 | Ryan Snowden | dnp | | | | | | TM | TEAM | 0 | 0 | 0 | 0 | 0 | 0 |
| 31 | Evan Moysse | dnp | | | | | | 30 | Ryan Bischel | dnp | | | | | |
| Totals | | 8 | 9 | 10 | 0 | 27 | -5 | 33 | Nick Sanford | dnp | | | | | |
| | | | | | | | | Totals | | 5 | 18 | 8 | 4 | 35 | +5 |
| GOALTENDERS | | | | | | | | | | | | | | | |
| # | Ohio State | Dec | Min | GA | 1 | 2 | 3 | # | Notre Dame | Dec | Min | GA | 1 | 2 | 3 |
| 37 | Tommy Nappier | OTL | 63:59 | 3 | 5 | 17 | 7 | 32 | Cale Morris | W | 63:59 | 2 | 7 | 9 | 0 |
| PENALTY SUMMARY | | | | | | | | | | | | | | | |
| Prd | Player | Team | MinOffense | Time | Prd | Player | Team | Prd | Player | Team | MinOffense | Time | Prd | Player | Team |
| 1st | Ryan O'Connell | OSU | 2.Interference | 06:15 PP | 1st | Jesse Lansdell | ND | 1st | Ryan O'Connell | OSU | 2.Holding | 06:15 PP | 1st | Jesse Lansdell | ND |
| 1st | Collin Peters | ND | 2.Tripping | 07:20 PP | 2nd | Collin Peters | OSU | 2nd | Collin Peters | ND | 2.Tripping | 07:20 PP | 2nd | Quinn Preston | OSU |
| 1st | Tanner Laczynski | OSU | 2.Holding | 10:52 PP | 2nd | Quinn Preston | OSU | 3rd | Matt Hellickson | ND | 2.Tripping | 15:42 PP | 3rd | Matt Hellickson | ND |
| 1st | Pierce Crawford | ND | 2.Tripping | 15:42 PP | | | | | | | | | | | |
| 1st | Jesse Lansdell | ND | 5.Contact To The Head | 19:41 PP | | | | | | | | | | | |

Win-Cale Morris (3-0-1). Loss-Tommy Nappier (6-1-2).

Referee's signature

Hockey Game Box Score (Final) #8 Ohio State vs #5 Notre Dame (Nov 09, 2019 at Notre Dame, Ind.)

Ohio State (6-3-1,

Hockey Game Box Score (Final)
#4 Notre Dame vs #15 Wisconsin (Nov 15, 2019 at Madison, Wis.)

Notre Dame (7-1-1, 3-1-1-0 B1G) vs. Wisconsin (6-5-0, 1-2-0-0 B1G)
Date: Nov 15, 2019 • Location: Madison, Wis. • Arena: Kohl Center
Attendance: 9698 • Start time: 7:02 pm • End time: 9:21 pm • Total time: 2:19

| Prd | | Time | | Scored by | | Assists | | Vis. | | On ice | | Goals by Period | | | | | |
|-------------------------------|-----------------|--|---|--|----|--|----|---------------------|-------------------|--------------------|---|-------------------|----|-----------------|----|---------|--|
| 1st | | 17:10 | | UW | | PP | | K'Aunde Caulfield/9 | | 276, 29, 20 | | 8, 19, 15, 13 | | Team 1 2 3 Tot | | | |
| 2nd | | 12:01 <td colspan="2">UW<td colspan="2">PP<td colspan="2">Roman Ahan/5</td><td colspan="2">5, 6, 18, 11</td><td colspan="2">13, 4, 15, 18, 19</td><td colspan="2">UW 1 0 0 1</td></td></td> | | UW <td colspan="2">PP<td colspan="2">Roman Ahan/5</td><td colspan="2">5, 6, 18, 11</td><td colspan="2">13, 4, 15, 18, 19</td><td colspan="2">UW 1 0 0 1</td></td> | | PP <td colspan="2">Roman Ahan/5</td> <td colspan="2">5, 6, 18, 11</td> <td colspan="2">13, 4, 15, 18, 19</td> <td colspan="2">UW 1 0 0 1</td> | | Roman Ahan/5 | | 5, 6, 18, 11 | | 13, 4, 15, 18, 19 | | UW 1 0 0 1 | | | |
| 3rd | | 17:20 <td colspan="2">UW<td colspan="2">EN<td colspan="2">Linus Weissbach/2</td><td colspan="2">16, 27, 19, 20, 24</td><td colspan="2">9, 18, 5, 4, 19</td><td colspan="2">UW 1 1 1 3</td></td></td> | | UW <td colspan="2">EN<td colspan="2">Linus Weissbach/2</td><td colspan="2">16, 27, 19, 20, 24</td><td colspan="2">9, 18, 5, 4, 19</td><td colspan="2">UW 1 1 1 3</td></td> | | EN <td colspan="2">Linus Weissbach/2</td> <td colspan="2">16, 27, 19, 20, 24</td> <td colspan="2">9, 18, 5, 4, 19</td> <td colspan="2">UW 1 1 1 3</td> | | Linus Weissbach/2 | | 16, 27, 19, 20, 24 | | 9, 18, 5, 4, 19 | | UW 1 1 1 3 | | | |
| TEAM SUMMARY | | | | | | | | | | | | | | Shots by Period | | | |
| # | Notre Dame | G | A | P | Sh | +/- | BI | # | Wisconsin | G | A | P | Sh | +/- | BI | | |
| 2 | Nate Clurman | 0 | 0 | 0 | 3 | 0 | 2 | 2 | Wyatt Kalynuk | 0 | 0 | 0 | 3 | 0 | 4 | | |
| 4 | Nick Levernann | 0 | 0 | 2 | 2 | -1 | 4 | 4 | Dylan Holloway | 0 | 1 | 0 | 4 | +1 | 0 | | |
| 6 | Todd Hellickson | 0 | 0 | 0 | 0 | 0 | 1 | 7 | Tommy Tompkins | 0 | 0 | 1 | +1 | 1 | 0 | | |
| 8 | Tory Dello | 0 | 0 | 0 | 1 | 0 | 1 | 7 | Mike Vorlicky | 0 | 0 | 0 | 0 | 0 | 0 | | |
| 8 | Matt Steeves | 0 | 0 | 0 | 0 | 0 | 1 | 8 | Cole Caulfield | 1 | 0 | 0 | 3 | 0 | 0 | | |
| 10 | Cam Burke | 0 | 0 | 0 | 0 | 0 | 0 | 9 | Linus Weissbach | 0 | 0 | 2 | +1 | 0 | 0 | | |
| 11 | Cal Burke | 0 | 0 | 0 | 0 | 0 | 0 | 11 | Jack Gorkum | 0 | 0 | 2 | 2 | 0 | 0 | | |
| 13 | Colin Theisen | 0 | 0 | 0 | 3 | 0 | 0 | 12 | Mick Messner | 0 | 0 | 0 | 0 | 0 | 0 | | |
| 14 | Jesse Lansell | 0 | 0 | 2 | 0 | 0 | 0 | 13 | Roman Ahan | 1 | 0 | 2 | 4 | 0 | 3 | | |
| 14 | Alex Steeves | 0 | 0 | 0 | 0 | 0 | 0 | 13 | Alex Turcotte | 0 | 0 | 0 | 0 | 0 | 0 | | |
| 16 | Adam Boudreau | 0 | 0 | 0 | 0 | 0 | 0 | 16 | David Boudreau | 0 | 0 | 0 | 0 | 0 | 0 | | |
| 17 | Pierre Crawford | 0 | 0 | 2 | 1 | 0 | 0 | 16 | Tarek Bakich | 0 | 0 | 2 | 1 | 0 | 2 | | |
| 18 | Graham Slaggett | 0 | 0 | 1 | 0 | 0 | 0 | 18 | Owen Lindmark | 0 | 0 | 0 | 0 | +1 | 1 | | |
| 19 | Mike O'Leary | 0 | 0 | 2 | -1 | 0 | 0 | 19 | K'Aunde Caulfield | 2 | 0 | 0 | 4 | +1 | 1 | | |
| 20 | Jake Pivonka | 0 | 0 | 0 | 1 | -2 | 0 | 20 | Josh Ess | 0 | 0 | 0 | 0 | 0 | 0 | | |
| 24 | Spencer Stastne | 0 | 0 | 2 | 0 | -1 | 1 | 21 | Ty Emberson | 0 | 0 | 0 | 0 | 0 | 4 | | |
| 25 | Solay Bakich | 0 | 0 | 0 | 0 | 0 | 0 | 24 | Sean Dhooche | 0 | 0 | 0 | 1 | 0 | 0 | | |
| 26 | Cam Morrison | 0 | 0 | 0 | 0 | 0 | 0 | 25 | Dominick Mersch | 0 | 0 | 2 | 0 | 0 | 0 | | |
| 27 | Brevar Janickie | 0 | 0 | 0 | 0 | 0 | 0 | 27 | Dan Dorosov | 0 | 0 | 0 | 0 | 0 | 0 | | |
| 29 | Charlie Ralt | 0 | 0 | 0 | 1 | 0 | 1 | 29 | Bryan Caulfield | 0 | 0 | 0 | 2 | 0 | 0 | | |
| 30 | Ryan Bischof | 0 | 0 | 0 | 0 | 0 | 0 | 1 | Jack Berry | 0 | 0 | 0 | 0 | 0 | 0 | | |
| 33 | John Boudreau | 0 | 0 | 0 | 1 | -2 | 0 | 35 | John Boudreau | 0 | 0 | 0 | 0 | 0 | 0 | | |
| Totals | | 0 | 0 | 8 | 22 | -6 | 16 | Totals | | 3 | 6 | 6 | 35 | +5 | 17 | | |
| Power Play Goals-Att (Sh) | | | | | | | | | | | | | | Prd | | | |
| Prd | | | | | | | | | | | | | | UND | | UW | |
| 1st | | | | | | | | | | | | | | 0 | | 1 | |
| 2nd | | | | | | | | | | | | | | 0-1 (1) | | 1-1 (1) | |
| 3rd | | | | | | | | | | | | | | 0-0 (0) | | 0-0 (0) | |
| Total | | | | | | | | | | | | | | 0-1 (1) | | 2-2 (4) | |
| Penalties-Minutes by Prd | | | | | | | | | | | | | | Prd | | | |
| Prd | | | | | | | | | | | | | | UND | | UW | |
| 1st | | | | | | | | | | | | | | 2-4 | | 1-2 | |
| 2nd | | | | | | | | | | | | | | 1-2 | | 1-2 | |
| 3rd | | | | | | | | | | | | | | 0-2 | | 0-2 | |
| Total | | | | | | | | | | | | | | 4-8 | | 3-6 | |
| Three stars: | | | | | | | | | | | | | | | | | |
| 1. Daniel Ledebef | | | | | | | | | | | | | | | | | |
| 2. Cole Caulfield | | | | | | | | | | | | | | | | | |
| 3. Roman Ahan | | | | | | | | | | | | | | | | | |
| Officials: | | | | | | | | | | | | | | | | | |
| Referee: Steve Michnac | | | | | | | | | | | | | | | | | |
| Referee: Joseph Carusone | | | | | | | | | | | | | | | | | |
| Linesman: Chad Roethlisberger | | | | | | | | | | | | | | | | | |

GOALTENDERS

| ## | Notre Dame | Dec | Min | GA | 1 | 2 | 3 | Saves | ## | Wisconsin | Dec | Min | GA | 1 | 2 | 3 | Saves |
|----|-------------|-----|-------|----|----|---|----|-------|----|-----------------|-----|-------|----|---|---|---|-------|
| 32 | Cale Morris | L | 58:29 | 2 | 15 | 6 | 11 | 32 | 32 | Daniel Lebedeff | W | 60:00 | 0 | 5 | 9 | 8 | 22 |
| | EMPTY NET | | 1:31 | 1 | 0 | 0 | 0 | 0 | | | | | | | | | |

PENALTY SUMMARY

| Prd | Player | Team | Min | Offense | Time | Prd | Player | Team | Min | Offense | Time |
|-----|------------------|------|-----|----------------|----------|-----|-----------------|------|-----|----------------------|----------|
| 1st | Matt Hellickson | UND | 2 | Cross-Checking | 15:53 PP | 2nd | Roman Ahcan | UW | 2 | Goaltender Interfere | 14:46 PP |
| 1st | Spencer Stastney | UND | 2 | Hooking | 18:45 | 3rd | Pierce Crawford | UND | 2 | Roughing | 04:11 |
| 1st | Linus Weissbach | UW | 2 | Embellishment | 18:45 | 3rd | Tarek Baker | UW | 2 | Roughing | 04:11 |
| 2nd | Jesse Lansdell | UND | 2 | Tripping | 11:33 PP | | | | | | |

Win-Daniel Lebedeff (6-5-0). Loss-Cale Morris (4-1-1).
Timeout UW with 4:11 left in 3rd period

Referee's signature _____

Hockey Game Box Score (Final)
#4 Notre Dame vs #15 Wisconsin (Nov 16, 2019 at Madison, Wis.)

Notre Dame (8-1-1, 4-1-1-0 B1G) vs. Wisconsin (6-6-0, 1-3-0-0 B1G)
Date: Nov 16, 2019 • Location: Madison, Wis. • Arena: Kohl Center
Attendance: 12593 • Start time: 7:07 pm • End time: 9:35 • Total time: 2:28

| | P | D | T | Team | Score | Assists | V. | O. | I. | H. | Home | On Ice | Goals by Period |
|----|-----|-------|-----|------|-------------------|--------------------|---------------|---------------|----|-------------|------|--------|--------------------------|
| 1. | 1st | 00:34 | UND | EV | Trevor Janicke/5 | Jesse Lamsell/3 | 27.14,20.24 | | | 13.15,18.21 | | | Team 1 2 3 OT TOT |
| | | | | | | Nate Clurman/4 | | | | | | | UND 2 1 1 1 5 |
| 2. | 1st | 06:37 | UND | EV | Dylan Holloway/2 | Linus Weissbach/11 | 27.19,4.5,26 | 4,9,19,5,24 | | | | | UND 2 0 2 0 4 |
| 3. | 1st | 11:17 | UND | EV | Cam Burke/2 | Owen Lindmark/6 | | | | | | | |
| | | | | | | Matt Steeves/3 | 10,2,29,17,8 | 28.12,25.21 | | | | | |
| 4. | 1st | 13:06 | UND | EV | Linus Weissbach/3 | Nate Clurman/5 | | | | | | | Shots by Period |
| | | | | | | Sean Dhoohe/5 | 16.2,18.13,24 | 9,24,4,21,2 | | | | | Team 1 2 3 OT TOT |
| | | | | | | Tyler Inamoto/2 | | | | | | | UND 10 12 10 4 36 |
| 5. | 2nd | 03:49 | UND | EV | Jesse Lamsell/1 | Mike Vorticky/4 | 14.4,20.27,24 | 25,12,7,5,27 | | | | | UND 13 7 13 2 35 |
| 6. | 3rd | 00:31 | UND | EV | Wyatt Kalynuk/2 | Cole Caufield/5 | 2.11,24.20,24 | 28,21,13,15 | | | | | |
| | | | | | | Ty Emerson/2 | | | | | | | |
| 7. | 3rd | 10:57 | UND | PP | K'Andre Miller/4 | Colt Caufield/6 | 18,10,6,5 | 19,8,4,13,15 | | | | | |
| | | | | | | Alex Turcotte/5 | | | | | | | |
| 8. | 3rd | 13:36 | UND | EV | Colin Theisen/4 | Alex Steeves/5 | 13,16,6,18,2 | 2,8,13,15,21 | | | | | |
| | | | | | | Graham Slaggett/3 | | | | | | | |
| 9. | OT | 01:58 | UND | EV | Alex Steeves/2 | Tory Delloy/4 | 16,6,13,18,2 | 13,5,19,29,12 | | | | | |
| | | | | | | Colin Theisen/5 | | | | | | | |

| TEAM SUMMARY | | | | | | | | | | | | | | | | |
|--------------|-----------------|-----|----|----|----|-----|-----|---------------|-----------------|-----|---|----|----|-----|-----|---|
| # | Notre Dame | G | A | Pi | Sh | +/- | B-I | # | Wisconsin | G | A | Pi | Sh | +/- | B-I | |
| 2 | Nate Clurman | 0 | 2 | 0 | 6 | +2 | 3 | 2 | Wyatt Kalynuk | 1 | 0 | 0 | 5 | -1 | 3 | |
| 4 | Nick Leivermann | 0 | 1 | 2 | 2 | 0 | 0 | 4 | Dylan Holloway | 1 | 0 | 0 | 1 | +2 | 0 | |
| 6 | Matt Hellekson | 0 | 0 | 0 | 0 | -1 | 1 | 5 | Tyler Inamoto | 0 | 0 | 0 | 0 | 0 | 1 | |
| 6 | Tory Delloy | 0 | 1 | 0 | 1 | +2 | 7 | Mike Vorticky | 0 | 0 | 0 | 0 | 0 | -1 | 0 | |
| 8 | Matt Steeves | 0 | 1 | 0 | 1 | +1 | 8 | Cole Caufield | 0 | 2 | 0 | 7 | 0 | 0 | 0 | |
| 10 | Cam Burke | 1 | 0 | 0 | 0 | +1 | 0 | 9 | Linus Weissbach | 1 | 1 | 0 | 1 | +2 | 1 | |
| 11 | Cal Burke | 0 | 0 | 0 | 0 | -1 | 0 | 11 | Jack Gorniak | 0 | 0 | 2 | 2 | 0 | 0 | |
| 13 | Colin Theisen | 1 | 1 | 0 | 5 | +1 | 12 | Mick Messner | 0 | 0 | 0 | 2 | -3 | 0 | 0 | |
| 14 | Jesse Lamsell | 1 | 1 | 0 | 1 | +1 | 0 | 13 | Roman Ahcan | 0 | 0 | 0 | 1 | -2 | 0 | |
| 16 | Alex Steeves | 1 | 1 | 0 | 6 | +1 | 0 | 15 | Alex Turcotte | 0 | 1 | 2 | 3 | -1 | 0 | |
| 17 | Pierce Crawford | 0 | 0 | 0 | 0 | +1 | 0 | 16 | Tarek Bader | 0 | 0 | 0 | 0 | 0 | 0 | |
| 18 | Graham Slaggett | 0 | 0 | 0 | 0 | 0 | 0 | 18 | Owen Lindmark | 0 | 1 | 0 | 0 | 1 | 0 | |
| 20 | Nike O'Leary | 0 | 0 | 2 | 3 | -1 | 1 | 19 | K'Andre Miller | 1 | 0 | 1 | 0 | 1 | 0 | |
| 20 | Jake Pivonka | 0 | 1 | 0 | 0 | +1 | 0 | 20 | Josh Ess | 0 | 0 | 0 | 0 | 0 | 0 | |
| 24 | Spencer Stastne | 0 | 0 | 0 | 0 | 1 | 0 | 21 | Ty Emerson | 0 | 0 | 1 | 3 | -1 | 3 | |
| 25 | Solag Bakic | 0 | 0 | 0 | 0 | 0 | 0 | 24 | Sean Dhoohe | 0 | 1 | 0 | 4 | +2 | 0 | |
| 26 | Zam Morris | 0 | 0 | 0 | 0 | -1 | 0 | 25 | Dominick Meser | 0 | 0 | 0 | 0 | 0 | 0 | |
| 27 | Trevor Janicke | 1 | 0 | 0 | 3 | +1 | 1 | 27 | Ryder Donovan | 0 | 0 | 0 | 2 | -1 | 0 | |
| 29 | Charlie Raith | 0 | 0 | 0 | 0 | +1 | 0 | 29 | Brock Caufield | 0 | 0 | 0 | 0 | 0 | -2 | 0 |
| T | TEAM | 0 | 0 | 2 | 0 | 0 | 0 | 1 | Jack Berry | | | | | | | |
| 30 | Ryan Bischof | dnp | | | | | | 35 | Johan Blomquist | dnp | | | | | | |
| 33 | Nick Sanford | | | | | | | Totals | | 4 | 8 | 6 | 35 | +10 | 13 | |
| Totals | | 5 | 10 | 8 | 36 | +1 | 9 | | | | | | | | | |

GOALTENDERS

| ## | Notre Dame | Dec | Min | GA | 1 | 2 | 3 | OT | Saves | ## | Wisconsin | Dec | Min | GA | 1 | 2 | 3 | OT | Saves |
|----|------------|-----|-----|----|---|---|---|----|-------|----|-----------|-----|-----|----|---|---|---|----|-------|
|----|------------|-----|-----|----|---|---|---|----|-------|----|-----------|-----|-----|----|---|---|---|----|-------|

PENALTY SUMMARY

| Prd | Player | Team | Min | Offense | Time | Prd | Player | Team | Min | Offense | Time |
|-----|-----------------|------|-----|----------|----------|-----|-----------------|------|-----|--------------------|----------|
| 1st | Graham Slaggett | UND | 2. | Roughing | 01:58 | 1st | Nick Leivermann | UND | 2. | Cross-Checking | 18:43 PP |
| 1st | Jack Gormiak | UW | 2. | Roughing | 01:58 | 3rd | Alex Turcotte | UW | 2. | Slashing | 05:46 PP |
| 1st | Mike O'Leary | UND | 2. | Hooking | 15:08 PP | 3rd | TEAM | UND | 2. | Too Many Players O | 10:13 PP |
| 1st | Mike Messner | UW | 2. | Hooking | 18:00 PP | | | | | | |

Win-Cale Morris (5-1-1). Loss-Daniel Lebedeff (6-6-0).

Hockey Game Box Score (Final)
#3 Notre Dame vs Michigan State (Nov 22, 2019 at East Lansing, Mich.)

Notre Dame (8-1-1, 4-1-2-1) vs. Michigan State (5-5-1, 3-1-1-0)
Date: Nov 22, 2019 • Location: East Lansing, Mich. • Arena: Munn Ice Arena
Attendance: 4898 • Start time: 7:00 pm • End time: 9:41 PM • Total time: 2:41

| 1 | 2 | 3rd | Time | Team | Scored by | | | Assists | | | Vis. vs. Home | | Home on ice | | Goals by Period | | | | |
|--------------|---------|------------|------|------|------------------|--------|------|----------------|--|----------------|----------------------|----------------|----------------|-----|-----------------|-----|-----|---|---|
| | | | | | EV | Shallo | Saml | Kryger, Cole/1 | 13,15,16,24 | 8,7,21,15,20 | Team | 1 | 2 | 3 | OT | Tot | | | |
| 1 | 2nd | 05:17 | ND | EX | Michael Graham/1 | | | | Lambdin, Logan/4 Cam Morrison/8 Mike O'Leary/8 | | | 13,15,19,11,26 | 16,11,10,57,22 | ND | 0 | 0 | 1 | 0 | 1 |
| 2 | 3rd | 18:21 | ND | EX | Michael Graham/1 | | | | | | | | | MSU | 0 | 1 | 0 | 0 | 1 |
| TEAM SUMMARY | | | | | | | | | | | | | | | | | | | |
| No | | Notre Dame | | 1 | 2 | 3 | OT | Tot | -/+ | Michigan State | | 1 | 2 | 3 | OT | Tot | -/+ | | |
| 2 | Nate | Clurman | 0 | 1 | 1 | 0 | 0 | 2 | -1 | 8 | Kryger, Cole | 0 | 2 | 0 | 0 | 2 | +1 | | |
| 3 | Ryan | Carmichael | 0 | 0 | 0 | 0 | 0 | 0 | 0 | 9 | Lewandowski, Mitch | 0 | 1 | 0 | 0 | 1 | 0 | | |
| 4 | Nick | Jackiewicz | 1 | 0 | 0 | 0 | 0 | 2 | +1 | 10 | Shalloo, Sam/1 | 0 | 3 | 0 | 0 | 3 | +1 | | |
| 5 | Matt | Hellikson | 0 | 1 | 0 | 0 | 0 | 1 | 0 | 11 | Apat, Tommy | 0 | 0 | 0 | 0 | 0 | -1 | | |
| 6 | Tory | Dello | 0 | 1 | 3 | 2 | 6 | 0 | 0 | 12 | Miller, Tommy | 0 | 0 | 0 | 0 | 0 | 0 | | |
| 7 | Cam | Burke | 1 | 1 | 1 | 0 | 3 | 0 | 0 | 14 | Goodis, Adam | 0 | 1 | 0 | 0 | 1 | 0 | | |
| 11 | Cal | Burke | 1 | 1 | 2 | 5 | 1 | +1 | +1 | 15 | Kryger, Christian | 0 | 1 | 0 | 0 | 0 | +1 | | |
| 12 | Colin | Thelsen | 3 | 1 | 0 | 0 | 0 | 4 | 0 | 16 | Stevens, Brady | 1 | 0 | 1 | 1 | 3 | -1 | | |
| 14 | Jesse | Landsall | 1 | 0 | 0 | 0 | 1 | 0 | 0 | 18 | Stachowiak, Wojciech | 0 | 1 | 1 | 2 | 0 | 0 | | |
| 15 | Michael | Graham | 0 | 1 | 0 | 1 | 2 | 0 | 0 | 19 | Muller, Nico | 1 | 0 | 0 | 0 | 1 | 0 | | |
| 16 | Alex | Stevens | 0 | 1 | 0 | 1 | 2 | 0 | 0 | 20 | Nodler, Josh | 0 | 0 | 0 | 0 | 0 | +1 | | |
| 17 | Pierre | Crawford | 0 | 0 | 0 | 0 | 0 | 0 | 0 | 22 | Coorna, Dennis | 0 | 0 | 0 | 0 | 0 | -1 | | |
| 18 | Graham | Slaggett | 0 | 0 | 2 | 0 | 2 | 0 | 0 | 23 | Joshua, Justin | 0 | 0 | 1 | 0 | 1 | 0 | | |
| 19 | Mike | O'Leary | 1 | 0 | 1 | 0 | 2 | +1 | +1 | 24 | Kamer, Alexander | 0 | 0 | 0 | 0 | 0 | 0 | | |
| 20 | Jake | Pivonka | 0 | 0 | 0 | 0 | 0 | 0 | 0 | 25 | Hestevan, Gauran | 0 | 0 | 0 | 0 | 0 | 0 | | |
| 22 | Spencer | Stastney | 0 | 1 | 0 | 0 | 1 | -1 | -1 | 28 | Estefes, Brian | 0 | 0 | 1 | 0 | 1 | 0 | | |
| 23 | Cam | Morrison | 0 | 0 | 1 | 1 | 1 | 0 | 0 | 55 | Khodorenko, Patrick | 0 | 0 | 0 | 0 | 0 | 0 | | |
| 27 | Trevor | Janicke | 1 | 0 | 0 | 1 | 2 | 0 | 0 | 57 | Rosburg, Jerad | 1 | 1 | 1 | 0 | 3 | -1 | | |
| 29 | Charlie | Raith | 0 | 0 | 1 | 0 | 1 | 0 | 0 | 71 | Lambdin, Logan | 1 | 0 | 1 | 0 | 2 | +1 | | |
| 30 | Ryan | Bischof | dnp | | | | | | | 1 | DeHidder, Drew | dnp | | | | | | | |
| 33 | Nick | Savard | dnp | | | | | | | 41 | Wright, Spencer | dnp | | | | | | | |
| Totals | | | 9 | 9 | 15 | 4 | 37 | +1 | | Totals | | 3 | 10 | 6 | 0 | 19 | 0 | | |

| Shots by Period | | | | | | | | | |
|-----------------|--|---|----|----|----|-----|-------|--|--|
| Team | | 1 | 2 | 3 | OT | Tot | Total | | |
| ND | | 9 | 9 | 15 | 4 | 37 | 37 | | |
| MSU | | 3 | 10 | 6 | 0 | 19 | 19 | | |

| Power Play Goals-At (Sh) | | | | | | | | | |
|--------------------------|----|---------|---------|---------|---------|---------|---------|---------|--|
| Team | | 1 | 2 | 3 | OT | Tot | PPG | MSU | |
| 1st | ND | 0-1 (1) | 0-1 (0) | 0-0 (0) | 0-0 (0) | 0-0 (0) | 0-0 (0) | 0-0 (0) | |
| 2nd | ND | 0-0 (0) | 0-0 (0) | 0-0 (0) | 0-0 (0) | 0-0 (0) | 0-0 (0) | 0-0 (0) | |
| 3rd | ND | 0-0 (0) | 0-0 (0) | 0-0 (0) | 0-0 (0) | 0-0 (0) | 0-0 (0) | 0-0 (0) | |
| Total | ND | 0-1 (1) | 0-1 (0) | 0-0 (0) | 0-0 (0) | 0-0 (0) | 0-0 (0) | 0-0 (0) | |

| Penalties-Minutes by Ppd | | | | | | | | | |
|--------------------------|----|-----|-----|-----|-----|-----|-----|-----|--|
| Team | | 1 | 2 | 3 | OT | Tot | PPG | MSU | |
| 1st | ND | 1-2 | 1-2 | 0-0 | 0-0 | 1-2 | 1-2 | 1-2 | |
| 2nd | ND | 0-0 | 0-0 | 0-0 | 0-0 | 0-0 | 0-0 | 0-0 | |
| 3rd | ND | 1-2 | 1-2 | 0-0 | 0-0 | 1-2 | 1-2 | 1-2 | |
| OT | ND | 0-0 | 0-0 | 0-0 | 0-0 | 0-0 | 0-0 | 0-0 | |
| Total | ND | 2-4 | 2-4 | 0-0 | 0-0 | 2-4 | 2-4 | 2-4 | |

Three shots:

Lethemson, John

2. Saliba, Sam

3. Michael, Graham

GOALTENDERS

| # | Notre Dame | Dec | Min | GA | 1 | 2 | 3 | OT | Saves |
|----|--------------------------|-----|---------------|--------|--------|--------|--------|--------|---------|
| 32 | Cale Morris EMPTY NET | T | 64:25 0:35 | 1 0 | 3 0 | 9 0 | 6 0 | 0 0 | 18 0 |

| # | Michigan State | Dec | Min | GA | 1 | 2 | 3 | OT | Saves |
|----|----------------|-----|-------|----|---|---|----|----|-------|
| 31 | Lethemon, John | T | 65:00 | 1 | 9 | 9 | 14 | 4 | 36 |

PENALTY SUMMARY

| Prd | Player | Team | Min | Offense | Time | Prd | Player | Team | Min | Offense | Time |
|-----|----------------|------|-----|----------|-------|-----|-------------|------|-----|--------------|-------|
| 1st | Alex Steeves | ND | 2 | Elbowing | 12:32 | 3rd | Cal Burke | ND | 2 | Roughing Atw | 00:00 |
| 1st | Joshua, Jagger | MSU | 2 | Holding | 15:46 | 3rd | Saliba, Sam | MSU | 2 | Roughing Atw | 00:00 |

Notre Dame-Cale Morris (5-1-2). Michigan State-Lethemon, John (5-2-1).
2ND OT SHOTS (MSU-1/ND-1) 2OT BLOCKS (MSU-0/ND-2)
2ND OT FACEOFFS (MSU-2/ND-0) MSU-ROSBURG PIPE 2OT
SHOOTOUT WON IN ONE ROUND BY ND (TORY DELLO)
TIMEOUTS (ND 2:00 3RD/MSU 2:21 OT/ND 1:03 OT)

Referee's signature _____

Hockey Game Box Score (Final)
#3 Notre Dame vs Michigan State (Nov 23, 2019 at East Lansing, Mich.)

Notre Dame (8-1-2, 4-1-2-1) vs. Michigan State (5-5-1, 3-1-1-0)
Date: Nov 23, 2019 • Location: East Lansing, Mich. • Arena: Munn Ice Arena
Attendance: 5902 • Start time: 7:00 pm • End time: 9:21 PM • Total time: 2:21

| Prd | Time | Team | Scored by | Assists | Vis. on ice | Home on ice | Goals by Period | |
|-----|------|-------|-----------|----------------------|-------------------|----------------|-----------------|-----------------|
| 1 | st | 02:20 | ND | PP Mike O'Leary/6 | Cam Morrison/9 | 19,13,4,26,11 | 11,16,22,57 | Team 1 2 3 Tot |
| 2 | nd | 13:17 | MSU | EV Saliba, Sam/2 | Colin Theisen/6 | 14,12,20,24,27 | 10,22,57,20,71 | ND 0 1 0 1 2 |
| 3 | rd | 00:18 | ND | PP Nick Nelsverman/3 | Cal Burke/10 | 4,11,23,19,26 | 12,21,11,25,7 | MSU 0 1 2 3 |
| 4 | 3rd | 13:48 | MSU | EV Lambdin, Logan/4 | Colin Theisen/7 | | | Shots by Period |
| 5 | 3rd | 18:50 | MSU | EV Saliba, Sam/3 | Nodler, Josh/3 | 13,6,18,15,5 | 71,20,10,22,57 | Team 1 2 3 Tot |
| | | | | | Rosburg, Jerald/4 | 2,13,20,27,5 | 10,57,22,20,71 | ND 7 12 6 25 |
| | | | | | Cesana, Dennis/4 | | | MSU 11 10 8 29 |

| TEAM SUMMARY | | | | | | | | | | | | | | |
|--------------|-------------------|-----|-----|-----|-----|-----|----|----------------------|-----------------|-----|-----|-----|-----|-----|
| # | Notre Dame | 1 | 2 | 3 | Tot | +/- | # | Michigan State | 1 | 2 | 3 | Tot | +/- | |
| 2 | Nate Curllman | 0 | 0 | 0 | 0 | -2 | 8 | Kryger, Cole | 1 | 1 | 0 | 2 | 0 | |
| 3 | Nick Nelsverman | 0 | 2 | 1 | 3 | +3 | 9 | Lewandowski, Mitch | 0 | 1 | 1 | 2 | 0 | |
| 5 | Matt Hellefichsen | 1 | 3 | 0 | 4 | +7 | 10 | Saliba, Sam | 2 | 1 | 2 | 5 | +3 | |
| 6 | Tory Dello | 0 | 0 | 0 | 0 | -1 | 11 | Apal, Tommy | 0 | 0 | 0 | 0 | 0 | |
| 10 | Matt Steeves | 0 | 0 | 0 | 0 | -1 | 12 | Miller, Tommy | 0 | 0 | 0 | 0 | 0 | |
| 10 | Cam Burke | 1 | 1 | 0 | 2 | +1 | 14 | Goodiss, Adam | 1 | 0 | 0 | 1 | 0 | |
| 11 | Cal Burke | 0 | 2 | 1 | 3 | 0 | 15 | Kryger, Christopher | 0 | 1 | 0 | 1 | 0 | |
| 13 | Colin Theisen | 1 | 0 | 1 | 2 | -2 | 16 | Stevens, Brody | 0 | 0 | 0 | 0 | 0 | |
| 14 | Jesse Lamsdell | 0 | 1 | 0 | 1 | -1 | 18 | Stachowiak, Wojciech | 0 | 0 | 0 | 0 | 0 | |
| 15 | Michael Graham | 0 | 1 | 0 | 1 | +1 | 19 | Muller, Nicc | 0 | 0 | 0 | 0 | 0 | |
| 16 | Alex Steeves | 0 | 1 | 0 | 1 | 0 | 20 | Nodler, Josh | 0 | 0 | 0 | 0 | +3 | |
| 17 | Pierce Crawford | 0 | 0 | 0 | 0 | 0 | 22 | Cesana, Dennis | 2 | 0 | 1 | 3 | +3 | |
| 18 | Graban, Spencer | 0 | 0 | 0 | 0 | -1 | 23 | Joshua, Jagger | 1 | 0 | 0 | 1 | 0 | |
| 19 | Mike O'Leary | 2 | 1 | 0 | 3 | +3 | 24 | Kramer, Austin | 0 | 0 | 0 | 0 | 0 | |
| 20 | Jake Pivonica | 0 | 0 | 0 | 0 | -2 | 28 | Estevens, Gianluca | 0 | 0 | 0 | 0 | 0 | |
| 24 | Spencer Stastney | 0 | 0 | 1 | 1 | -1 | 44 | Chafari, Butrus | 1 | 1 | 0 | 2 | 0 | |
| 27 | Trevor Janigan | 0 | 1 | 1 | 2 | +1 | 55 | Rhodorenko, Patrick | 2 | 1 | 0 | 3 | +3 | |
| 27 | Charlie Raith | 1 | 0 | 0 | 1 | -2 | 52 | Rosburg, Jerald | 0 | 1 | 2 | +3 | | |
| 30 | Ryan Bischel | 0 | 1 | 0 | 1 | 0 | 71 | Lambdin, Logan | 0 | 1 | 3 | +3 | | |
| 33 | Nick Sanfey | dnp | dnp | dnp | dnp | dnp | 1 | DeRidder, Drew | dnp | dnp | dnp | dnp | dnp | |
| | Totals: | 7 | 12 | 6 | 25 | -15 | | 41 | Wright, Spencer | dnp | dnp | dnp | dnp | dnp |
| | | | | | | | | | 11 | 10 | 8 | 29 | +15 | |

| Power Play Goals-Att (Sh) | | | |
|---------------------------|---------|---------|-----|
| Prd | ND | MSU | MSU |
| 1st | 1-1 (2) | 0-1 (2) | 1-2 |
| 2nd | 0-0 (0) | 2-1 (3) | 0-1 |
| 3rd | 1-2 (1) | 0-0 (0) | 0-0 |
| Total | 2-3 (5) | 0-2 (2) | |

| Penalties-Minutes by Prd | | | |
|--------------------------|-----|-----|-----|
| Prd | ND | MSU | MSU |
| 1st | 1-2 | 1-2 | 1-2 |
| 2nd | 2-4 | 3-6 | |
| 3rd | 0-0 | 0-0 | |
| Total | 3-6 | 4-8 | |

| Three stars: | |
|-------------------|--|
| 1. Saliba, Sam | |
| 2. Lambdin, Logan | |
| 3. Mike O'Leary | |

| Officials: | |
|-------------------------|--|
| Referee: David Marcello | |
| Referee:Tom Dorf | |
| Linesman:Pat Richardson | |
| Linesman:Nick Wright | |

GOALTENDERS

| # Notre Dame | | | | | | | | # Michigan State | | | | | | | | | |
|--------------|-------------|-----|-------|---|----|---|-------|------------------|-----|----------------|----|-------|---|---|-------|---|----|
| | Dec | Min | GA | 1 | 2 | 3 | Saves | | Dec | Min | GA | 1 | 2 | 3 | Saves | | |
| 32 | Cale Morris | L | 59:14 | 3 | 11 | 9 | 6 | 26 | 31 | Lethemon, John | W | 60:00 | 2 | 6 | 12 | 5 | 23 |
| EMPTY NET | | | | | | | | | | | | | | | | | |

PENALTY SUMMARY

| Prd | Player | Team | MinOffense | Time | Prd | Player | Team | MinOffense | Time |
|-----|--------------------|------|-----------------|----------|-----|----------------|------|------------|----------|
| 1st | Krygier, Christian | MSU | 2.Interference | 01:27 PP | 2nd | Jake Pivonka | MSU | 2.Hooking | 13:17 PP |
| 1st | Alex Steeves | ND | 2.High Sticking | 14:47 PP | 2nd | Rosburg, Jerad | ND | 2.Holding | 18:16 PP |

Win-Lethemon, John (6-2-1). Loss-Cale Morris (5-2-2).

Referee's signature _____



2019-20 BOX SCORES

Hockey Game Box Score (Final) #15 Bowling Green vs #4 Notre Dame (Nov 29, 2019 at Notre Dame, Ind.)

Bowling Green (9-5-0, 5-3-0-0 WCHA) vs. Notre Dame (8-3-2, 4-2-2-1 B1G)
Date: Nov 29, 2019 • Location: Notre Dame, Ind. • Arena: Compton Family Arena
Attendance: 5271 • Start time: 7:05 PM • End time: 9:15 PM • Total time: 2:10

| Prd | Time | Team | Scored by | Assists | Vis. on ice | Home on ice | Goals by Period |
|--------------|-------------------|------|-------------------------|--|----------------|----------------|---|
| 1st | 03:07 | BGSU | EV LINKENHELD, Casey/2 | - | 17,17,18,22,23 | 29,17,14,6,10 | Team 1 2 3 Tot |
| 1st | 10:23 | ND | PP Cam Morrison/3 | Nick Leivermann/4 Mike O'Leary/9 | 2,20,25,27 | 26,4,19,13,11 | BGSU 1 3 1 5 ND 1 0 1 2 |
| 3rd | 07:32 | BGSU | PP BARBER, Alex/2 | KRUSE, Brandon/10 JOHNSON, Max/5 | 6,28,10,20,23 | 11,18,24,2 | Shots by Period |
| 2nd | 14:42 | BGSU | EV KRUSE, Brandon/1 | FORD, Connor/2 | 28,20,21,6,23 | 18,20,2,27,24 | Team 1 2 3 Tot |
| 2nd | 17:07 | BGSU | EV RAUHAUSER, Alec/6 | CRAGGS, Sam/2 | 23,7,8,25,16 | 8,2,17,29,10 | BGSU 9 12 30 31 ND 13 12 4 29 |
| 3rd | 05:53 | BGSU | PP LETOURNEAU, Frederic | MUSSEY, Carson/3 WRIGHT, Cameron/3 | 8,16,2,11,27 | 27,24,20,2 | Power Play Goals-Att (Sh) |
| 7th | 15:29 | ND | EV Jake Pivonka/4 | CULLEN, Will/4 Spencer Stastney/6 Alex Steeves/6 | 27,8,11,2,18 | 20,24,26,15,16 | Prd BGSU ND 1st 0-1 (0) 1-1 (4) 2nd 1-1 (2) 0-0 (0) 3rd 1-1 (5) 0-2 (5) Total 2-3 (7) 1-3 (7) |
| TEAM SUMMARY | | | | | | | Penalties-Minutes by Prd |
| # | Bowling Green | 1 | 2 | 3 | Tot | +/ | Prd BGSU ND |
| 2 | CULLEN, Will | 0 | 0 | 0 | -1 | | 1st 1-2 1-2 2nd 0-0 1-2 3rd 2-4 1-2 Total 3-6 3-6 |
| 3 | MUSSEY, Carson | 1 | 0 | 0 | 1 | 0 | Three stars: |
| 4 | DALY, Garrett | 0 | 0 | 0 | 0 | -2 | 1. DOP, Eric |
| 5 | BARBER, Alex | 0 | 3 | 6 | +1 | | 2. KRUSE, Brandon |
| 6 | LYDDY, TJ | 0 | 1 | 0 | +2 | | 3. BARBER, Alex |
| 8 | LETOURNEAU, Frede | 0 | 0 | 3 | 3 | 0 | Officials: |
| 10 | JOHNSON, Max | 0 | 0 | 1 | 1 | 0 | Referee: Brett Desrosiers |
| 11 | SCHNEIDER, Taylor | 0 | 0 | 0 | -1 | | Referee: Sean Fernandez |
| 14 | WELLS, Justin | 0 | 0 | 0 | 0 | 0 | Linesman: Riley Bowles |
| 15 | DOUGHERTY, Evan | 2 | 0 | 0 | 2 | 0 | Linesman: Robert Shintani |
| 16 | WRIGHT, Cameron | 2 | 2 | 2 | +1 | | |
| 17 | LINKENHELD, Casey | 1 | 0 | 0 | +1 | | |
| 18 | ST-JEAN, Trevor | 1 | 0 | 0 | 1 | 0 | |
| 20 | FORD, Connor | 0 | 0 | 0 | +1 | | |
| 22 | PITTERS, Adam | 0 | 0 | 0 | +1 | | |
| 23 | RAUHAUSER, Alec | 1 | 1 | 0 | +3 | | |
| 25 | CRAGGS, Sam | 0 | 0 | 0 | +1 | | |
| 27 | THEOCHARIDIS, Tim | 0 | 2 | 1 | -1 | | |
| 28 | KRUSE, Brandon | 1 | 1 | 0 | +1 | | |
| 32 | RICH, Brett | dnp | | | | | |
| 40 | ROSE, Zack | dnp | | | | | |
| Totals | | | | | | | |

GOALTENDERS

| # | Bowling Green | Dec | Min | GA | 1 | 2 | 3 | Saves | # | Notre Dame | Dec | Min | GA | 1 | 2 | 3 | Saves |
|----|---------------|-----|-------|----|----|---|----|-------|----|--------------|-----|-------|----|---|---|---|-------|
| 31 | DOP, Eric | L | 60:00 | 2 | 12 | 3 | 27 | 27 | 32 | Cale Morris | L | 40:00 | 4 | 8 | 9 | 0 | 17 |
| | | | | | | | | | 30 | Ryan Bischof | | 20:00 | 1 | 0 | 0 | 9 | 9 |

PENALTY SUMMARY

| Prd | Player | Team | Min/Offense | Time | Prd | Player | Team | Min/Offense | Time |
|-----|--------------|------|-------------|----------|-----|-----------------|------|-------------|----------|
| 1st | BARBER, Alex | BGSU | 2.Tripping | 09:25 PP | 3rd | Mike O'Leary | ND | 2.Slashing | 03:59 PP |
| 1st | Tory Dello | ND | 2.Slashing | 16:24 PP | 3rd | WRIGHT, Cameron | BGSU | 2.Holding | 07:43 PP |
| 2nd | Tory Dello | ND | 2.Holding | 06:59 PP | 3rd | ST-JEAN, Trevor | BGSU | 2.Tripping | 13:28 PP |

Win-DOP, Eric (9-4-0). Loss-Cale Morris (5-3-2).

Referee's signature

Hockey Game Box Score (Final) #5 Notre Dame vs #16 Bowling Green (Nov 30, 2019 at Bowling Green, Ohio)

Notre Dame (8-4-2) vs. Bowling Green (10-5-0)
Date: Nov 30, 2019 • Location: Bowling Green, Ohio • Arena: Slater Ice Arena
Attendance: 3382 • Start time: 7:07 pm • End time: 9:37 pm • Total time: 2:30

| Prd | Time | Team | Scored by | Assists | Vis. on ice | Home on ice | Goals by Period |
|--------------|------------------|------|-------------------------|--------------------------------------|---------------|---------------|----------------------------|
| 1st | 01:15 | ND | PP Mike O'Leary/7 | Cam Morrison/10 Nick Leivermann/5 | 19,26,11,13 | 3,8,14,15,25 | Team 1 2 3 Tot |
| 2nd | 14:03 | BGSU | PP LETOURNEAU, Frederic | - | 27,20,2,24 | 8,7,11,16,27 | BGSU 2 2 1 5 |
| 3rd | 17:13 | BGSU | EV PITTERS, Adam/1 | Nick Leivermann/6 | 3,17,21,20,6 | 22,6,14,17,21 | Shots by Period |
| 2nd | 07:16 | ND | EV Trevor Janicke/6 | Tory Dello/5 | 27,6,19,20 | 7,10,16,17,27 | Team 1 2 3 Tot |
| 5th | 11:09 | BGSU | PP WRIGHT, Cameron/10 | LETOURNEAU, Fred/ | 17,24,20,2 | 16,8,11,7,23 | BGSU 7 18 10 35 |
| 2nd | 18:03 | BGSU | EV CRAGGS, Sam/2 | SCHNEIDER, Taylor/ | 20 | | |
| 3rd | 16:13 | BGSU | EV KRUSE, Brandon/2 | RAUHAUSER, Alec/8 | 4,6,1,1,19,26 | 25,23,7,8,14 | |
| | | | | MUSSEY, Carson/4 | 17,21,24,10 | 20,28,3,6,14 | |
| TEAM SUMMARY | | | | | | | Power Play Goals-Att (Sh) |
| # | Notre Dame | G | A | PI | Sh +/- | BI | Prd ND BGSU |
| 2 | Nate Clurman | 0 | 0 | 0 | -1 | -1 | 1st 1-3 (3) 1-2 (3) |
| 3 | Ryan Carmichael | 0 | 0 | 2 | 0 | -1 | 2nd 0-0 (0) 1-2 (7) |
| 4 | Nick Leivermann | 0 | 2 | 0 | 3 | 0 | 3rd 0-0 (0) 0-0 (0) |
| 5 | Matt Hellickson | 0 | 0 | 2 | 1 | 0 | Total 1-3 (3) 2-4 (10) |
| 6 | Tory Dello | 0 | 1 | 2 | -1 | -3 | Penalties-Minutes by Prd |
| 10 | Cam Burke | 0 | 0 | 0 | -1 | 0 | Prd ND BGSU |
| 11 | Cal Burke | 0 | 0 | 0 | -1 | -2 | 1st 2-4 3-6 |
| 13 | Colin Theisen | 0 | 0 | 2 | 0 | 0 | 2nd 2-4 0-0 |
| 14 | Jesse Lansdell | 0 | 0 | 0 | 0 | 0 | 3rd 0-0 0-0 |
| 15 | Michael Graham | 0 | 0 | 2 | 0 | 0 | Total 4-8 3-6 |
| 17 | Pierce Crawford | 0 | 0 | 5 | -2 | 0 | Three stars: |
| 18 | Graham Slaggett | 0 | 0 | 0 | 0 | 0 | 1. LETOURNEAU, Frederic |
| 19 | Mike O'Leary | 1 | 0 | 0 | 4 | 0 | 2. WRIGHT, Cameron |
| 20 | Jake Pivonka | 0 | 0 | 1 | 0 | 0 | 3. PITTERS, Adam |
| 21 | Max Ellis | 0 | 0 | 0 | -3 | -2 | Officials: |
| 24 | Spencer Stastney | 0 | 0 | 0 | 0 | 0 | Referee: Mike Forsys |
| 25 | Solag Bakich | 0 | 0 | 0 | 0 | 0 | Referee: Peter Friesema |
| 26 | Cam Morrison | 0 | 1 | 0 | -1 | 0 | Linesman: Russ Eidenberger |
| 27 | Trevor Janicke | 1 | 0 | 0 | 2 | +1 | Linesman: Paul Tunison |
| 32 | Cale Morris | dnp | | | | | |
| 33 | Nick Sanford | dnp | | | | | |
| Totals | | | | | | | |

GOALTENDERS

| # | Notre Dame | Dec | Min | GA | 1 | 2 | 3 | Saves | # | Bowling Green | Dec | Min | GA | 1 | 2 | 3 | Saves |
|----|--------------|-----|-------|----|---|----|---|-------|----|---------------|-----|-------|----|---|---|----|-------|
| 30 | Ryan Bischof | L | 59:42 | 5 | 5 | 16 | 9 | 30 | 31 | DOP, Eric | W | 59:42 | 2 | 7 | 8 | 10 | 25 |

PENALTY SUMMARY

| Prd | Player | Team | Min/Offense | Time | Prd | Player | Team | Min/Offense | Time |
|-----|-------------------|------|------------------|----------|-----|-----------------|------|------------------|----------|
| 1st | THEOCHARIDIS, Tim | BGSU | 2.Hooking | 00:21 PP | 1st | Ryan Carmichael | ND | 2.Interference | 12:53 PP |
| 4th | 2nd 02:02 | BC | PP Jack McBain/4 | 01:31 PP | 2nd | Colin Theisen | ND | 2.Holding | 02:07 PP |
| 1st | Matt Hellickson | ND | 2.Boarding | 04:21 PP | 2nd | Tory Dello | ND | 2.Cross-Checking | 10:00 PP |
| 1st | DOUGHERTY, Evan | BGSU | 2.Tripping | 07:40 PP | | | | | |

Win-DOP, Eric (9-4-0). Loss-Ryan Bischof (3-1-0).

Referee's signature

Hockey Game Box Score (Final) #7 Notre Dame vs #9 Boston College (Dec 06, 2019 at Chestnut Hill, Mass.)

Notre Dame (8-5-2, 4-2-2 BIG 10) vs. Boston College (10-4-0, 5-2-0 HEA)
Date: Dec 06, 2019 • Location: Chestnut Hill, Mass. • Arena: Kelley Rink
Attendance: 7295 • Start time: 7:01 • End time: 9:11 • Total time: 2:10

| Prd | Time | Team | Scored by | Assists | Vis. on ice | Home on ice | Goals by Period |
|--------------|------------------|------|---------------------|-----------------------------------|---------------|--------------|----------------------------|
| 1st | 02:41 | BC | PP Julius Mattila/5 | David Cotton/12 Logan Hutsko/5 | 17,11,5,29 | 26,17,9,22,6 | Team 1 2 3 Tot |
| 2nd | 14:27 | BC | EV Logan Hutsko/7 | Drew Helleson/4 Alex Newhook/6 | 15,26,5,6,11 | 9,4,18,5,19 | BC 0 0 0 0 ND 0 0 3 1 4 |
| 3rd | 16:49 | BC | SH Patrick Gilles/2 | - | 11,15,26,19,4 | 24,25,8,4 | Shots by Period |
| 4th | 12:33 | BC | EV David Cotton/7 | Connor Moore/4 | 16,5,10,17,2 | 17,9,26,6,5 | Team 1 2 3 Tot |
| | | | | | | | BC 8 14 4 26 |
| TEAM SUMMARY | | | | | | | Power Play Goals-Att (Sh) |
| # | Notre Dame | 1 | 2 | 3 | Tot | +/ | Prd ND BC |
| 2 | Nate Clurman | 0 | 0 | 1 | -1 | -2 | 1st 0-0 (0) 0-0 (0) |
| 4 | Nick Leivermann | 0 | 1 | 1 | -1 | -1 | 2nd 0-3 (6) 1-1 (7) |
| 5 | Matt Hellickson | 0 | 0 | 0 | -2 | -1 | 3rd 0-0 (0) 0-1 (0) |
| 6 | Tory Dello | 0 | 0 | 2 | -1 | -3 | Total 0-3 (6) 1-2 (7) |
| 10 | Cam Burke | 0 | 1 | 0 | -1 | 0 | Penalties-Minutes by Prd |
| 11 | Cal Burke | 0 | 0 | 1 | -2 | -1 | Prd ND BC |
| 13 | Colin Theisen | 0 | 2 | 3 | 0 | 0 | 1st 0-0 0-0 |
| 14 | Jesse Lansdell | 1 | 0 | 1 | 0 | 0 | 2nd 2-4 3-6 |
| 15 | Michael Graham | 0 | 1 | 0 | -2 | 0 | 3rd 0-0 0-0 |
| 16 | Alex Steeves | 1 | 1 | 0 | -1 | 0 | Total 2-4 3-6 |
| 17 | Pierce Crawford | 1 | 0 | 1 | -1 | 1 | Three stars: |
| 18 | Graham Slaggett | 0 | 2 | 0 | 0 | 0 | 1. Logan Hutsko |
| 19 | Mike O'Leary | 0 | 1 | 0 | -1 | 0 | 2. Spencer Knight |
| 20 | Jake Pivonka | 1 | 0 | 1 | 0 | 0 | 3. David Cotton |
| 21 | Max Ellis | 1 | 0 | 1 | 0 | 0 | Officials: |
| 24 | Spencer Stastney | 0 | 1 | 1 | -2 | 0 | Referee: Terrence Murphy |
| 26 | Cam Morrison | 0 | 1 | 0 | -2 | 0 | Referee: Walker Holton |
| 27 | Trevor Janicke | 0 | 1 | 2 | 0 | 0 | Linesman: Derek Arnold |
| 29 | Charlie Raith | 0 | 0 | 0 | 0 | 0 | Linesman: Bill Kingston |
| 30 | Ryan Bischof | dnp | | | | | Score: Mark Daly |
| 33 | Nick Sanford | dnp | | | | | |
| Totals | | | | | | | |

GOALTENDERS

| # | Notre Dame | Dec | Min | GA | 1 | 2 | 3 | Saves | # | Boston College | Dec | Min | GA | 1 | 2 | 3 | Saves |
|----|-------------|-----|-------|----|---|----|---|-------|----|----------------|-----|-------|----|---|----|---|-------|
| 32 | Cale Morris | L | 60:00 | 4 | 8 | 11 | 3 | 22 | 30 | Spencer Knight | W | 60:00 | 0 | 5 | 13 | 8 | 26 |

PENALTY SUMMARY

| Prd | Player | Team | Min/Offense | Time | Prd | Player | Team | Min/Offense | Time |
|-----|---------------|------|-----------------|----------|-----|---------------|------|-------------|----------|
| 2nd | Tory Dello | ND | 2.Tripping | 00:52 PP | 2nd | Graham McPhee | BC | 2.Charging | 15:58 PP |
| 2nd | Jack McBain | BC | 2.Hooking | 04:40 PP | 2nd | Tory Dello | ND | 2.Hooking | 18:38 PP |
| 2nd | Graham McPhee | BC | 2.High Sticking | 07:09 PP | | | | | |

Win-Spencer Knight (10-4-0). Loss-Cale Morris (5-4-2).

Hockey Game Box Score (Final) #10 Boston College vs #9 Notre Dame (Dec 08, 2019 at Notre Dame, Ind.)

Boston College (11-4-0, 5-2-0 HEA) vs. Notre Dame (8-6-2, 4-2-2 B1G)
Date: Dec 08, 2019 • Location: Notre Dame, Ind. • Arena: Compton Family Arena
Attendance: 3985 • Start time: 5:05 PM • End time: 7:23 PM • Total time: 2:18

| Prd | Time | Team | Scored by | Assists | Vis. on ice | Home on ice | Goals by Period |
|--------------|------------------|------|----------------------|--------------------------------------|--------------|---------------|---|
| 1 | 01:00 | BC | EV Jack McBain/3 | Julius Mattila/13 Connor Moore/5 | 11,26,8,9,5 | 2,24,19,11,14 | Team 1 2 3 Tot |
| 2 | 03:11 | BC | EV Logan Hutsko/8 | Julius Mattila/14 David Cotton/13 | 9,26,17,6,8 | 27,14,24,2,15 | BC 3 1 2 6 ND 0 1 0 1 |
| 3 | 17:50 | BC | EV David Cotton/8 | - | 17,9,26,5,6 | 14,15,6,27,5 | Shots by Period |
| 4 | 02:02 | BC | PP Jack McBain/4 | Matt Boldy/2 | 11,12,18,7,3 | 5,6,10,17 | Team 1 2 3 Tot |
| 5 | 17:59 | ND | EV Trevor Janicke/7 | Alex Steeves/7 | 3,4,17,26,19 | 27,16,15,24,2 | BC 7 14 15 36 ND 9 11 8 28 |
| 6 | 10:31 | BC | EV Marshall Warren/3 | Michael Graham/3 | 5,22,7,18,19 | 27,16,4,24,15 | Power Play Goals-Att (Sh) |
| 7 | 10:53 | BC | PP Apelli Rasanen/8 | David Cotton/14 Julius Mattila/15 | 22,17,26,9,6 | 5,6,11,18 | Prd ND |
| TEAM SUMMARY | | | | | | | 1st 0-0 (0) 0-2 (4) 2nd 1-2 (6) 0-2 (4) 3rd 1-2 (5) 0-0 (0) Total 2-4 (11) 0-4 (8) |
| # | Boston College | 1 | 2 | 3 | Tot | +/ | Penalties-Minutes by Prd |
| 2 | Michael Karow | 0 | 2 | 3 | 5 | 0 | Prd BC ND |
| 3 | Luke McNis | 0 | 1 | 0 | -1 | -1 | 1st 2-4 0-0 |
| 4 | Drew Helleson | 0 | 1 | 0 | -1 | -1 | 2nd 2-4 2-4 |
| 5 | Marshall Warren | 0 | 1 | 2 | +3 | +3 | 3rd 0-0 2-4 |
| 6 | Ben Finkelstein | 0 | 0 | 1 | +2 | +2 | Total 4-8 4-8 |
| 7 | Connor Moore | 0 | 2 | 0 | +1 | +1 | Three stars: |
| 8 | Jesper Mattila | 0 | 0 | 0 | +2 | +2 | 1. David Cotton |
| 9 | Logan Hutsko | 3 | 0 | 0 | +3 | +3 | 2. Julius Mattila |
| 11 | Jack McBain | 1 | 2 | 0 | +3 | +1 | 3. Spencer Knight |
| 12 | Matt Boldy | 0 | 1 | 0 | 1 | 0 | Officials: |
| 14 | Zach Walker | 0 | 0 | 0 | 0 | 0 | Referee: Stephen McInchak |
| 17 | David Cotton | 1 | 1 | 1 | +3 | +1 | Referee: Anthony Czech |
| 18 | Alex Newhook | 0 | 2 | 0 | +1 | +1 | Linesman: Christopher Libett |
| 19 | Mike Hardman | 0 | 0 | 2 | +1 | +1 | Linesman: Robert Shintani |
| 22 | Apelli Rasanen | 0 | 0 | 3 | +1 | +1 | |
| 24 | Patrick Gilles | 1 | 0 | 1 | 0 | 0 | |
| 25 | Marc McLaughlin | 0 | 0 | 3 | 0 | 0 | |
| 26 | Julius Mattila | 0 | 0 | 0 | +2 | +2 | |
| 27 | Graham McPhee | 0 | 1 | 0 | -1 | -1 | |
| TM | TEAM | 0 | 0 | 0 | 0 | 0 | |
| 31 | Jack Moffatt | dnp | | | | | |
| Totals | | | | | | | 7 14 15 36 +15 |
| # | Notre Dame | 1 | 2 | 3 | Tot | +/ | 9 11 8 28 -15 |
| 2 | Nate Dornan | 1 | 0 | 0 | 1 | 0 | |
| 4 | Nick Liverman | 1 | 4 | 0 | 5 | -1 | |
| 5 | Matt Hellickson | 1 | 0 | 0 | 1 | -1 | |
| 6 | Tory Delo | 1 | 0 | 0 | 1 | -1 | |
| 8 | Matt Steeves | 0 | 0 | 0 | 0 | 0 | |
| 10 | Cal Burke | 0 | 0 | 0 | 0 | 0 | |
| 11 | Cal Burke | 0 | 0 | 0 | 0 | -1 | |
| 13 | Colin Theisen | 1 | 0 | 0 | 1 | 0 | |
| 14 | Jesse Landell | 1 | 0 | 0 | 1 | -3 | |
| 15 | Michael Graham | 0 | 0 | 0 | 0 | -2 | |
| 16 | Alex Steeves | 0 | 0 | 2 | 0 | 0 | |
| 17 | Pierce Crawford | 0 | 0 | 1 | 0 | 1 | |
| 18 | Graham Slaggett | 0 | 0 | 0 | 0 | 0 | |
| 19 | Mike O'Leary | 1 | 1 | 1 | 3 | -1 | |
| 21 | Max Ellis | 0 | 0 | 1 | 0 | 1 | |
| 22 | Spencer Stastney | 0 | 0 | 1 | 0 | -2 | |
| 26 | Cam Morrison | 1 | 3 | 1 | 5 | 0 | |
| 27 | Trevor Janicke | 1 | 2 | 1 | 4 | -2 | |
| 29 | Charlie Raith | 0 | 0 | 0 | 0 | 0 | |
| TM | TEAM | 0 | 0 | 0 | 0 | 0 | |
| 33 | Nick Sanford | dnp | | | | | |
| Totals | | | | | | | 9 11 8 28 -15 |



Hockey Game Box Score (Final)

#7 Penn State vs #14 Notre Dame (Dec 13, 2019 at Notre Dame, Ind.)

Penn State (13-5-0, 8-3-0-0 B1G) vs. Notre Dame (8-7-2-4-3-2-1 B1G)
Date: Dec 13, 2019 • Location: Notre Dame, Ind. • Arena: Compton Family Arena
Attendance: 3806 • Start time: 7:05 PM • End time: 9:31 PM • Total time: 2:26

| Prd | Time | Team | Scored by | Assists | Vis. on ice | Home on ice |
|-----|-----------|------|----------------------|---------------------|----------------|------------------|
| 1. | 1st 10:12 | ND | EV Cam Morrison/4 | Nick Liefermann/7 | 4,6,20,13,27 | 26,4,5,15,16 |
| 2. | 2nd 09:59 | PSU | EV Smirnov, Denis/7 | Matt Hellickson/4 | 25,10,14,4,6 | 2,17,19,18,27 |
| 3. | 3rd 04:45 | ND | EV Alex Steeves/3 | Sucese, Nate/16 | 25,14,18,16,10 | 16,5,6,15,26 |
| 4. | 3rd 08:20 | PSU | EV DeNaples, Paul/2 | Michael Graham/4 | 3,2,10,14,25 | 5,15,16,24,26 |
| 5. | 3rd 10:15 | PSU | PP Barratt, Evan/7 | Huils, Cole/11 | 17,20,26,16,18 | 5,6,11,18 |
| 6. | 3rd 18:35 | PSU | EN Talvitie, Aarne/5 | Folkes, Liam/8 | 20,2,13,3,27 | 4,11,13,15,19,26 |
| | | | | Huils, Cole/12 | | |
| | | | | Pavlychev, Nikita/5 | | |

TEAM SUMMARY

| # Penn State | 1 | 2 | 3 | Tot +/- | # Notre Dame | 1 | 2 | 3 | Tot +/- |
|----------------------|-----|----|----|---------|---------------------|-----|----|----|---------|
| 2 Huils, Cole | 0 | 1 | 2 | 3 +2 | 2 Nate Clurman | 2 | 0 | 0 | 2 -1 |
| 3 DeNaples, Paul | 1 | 0 | 1 | 2 +2 | 4 Nick Liefermann | 1 | 1 | 0 | 2 0 |
| 4 Myllari, Kris | 1 | 0 | 0 | 1 0 | 5 Matt Hellickson | 0 | 0 | 0 | 0 +1 |
| 6 Gobetz, James | 1 | 0 | 0 | 1 0 | 6 Tory Dello | 0 | 0 | 0 | 0 +1 |
| 10 Biro, Brandon | 2 | 0 | 0 | 2 +1 | 10 Cam Burke | 1 | 0 | 0 | 1 0 |
| 13 Pavlychev, Nikita | 2 | 0 | 0 | 2 0 | 11 Cal Burke | 1 | 2 | 5 | 8 -1 |
| 14 Sucese, Nate | 2 | 2 | 0 | 4 +1 | 13 Colin Theisen | 2 | 1 | 1 | 4 -1 |
| 16 Snell, Mason | 0 | 2 | 0 | 2 -1 | 14 Jesse Lansdell | 1 | 0 | 0 | 1 0 |
| 17 Barratt, Evan | 0 | 2 | 2 | 4 0 | 15 Michael Graham | 1 | 0 | 2 | 3 0 |
| 18 Phillips, Clayton | 1 | 1 | 1 | 3 -1 | 16 Alex Steeves | 1 | 0 | 3 | 4 +1 |
| 19 McMennamin, Con | 0 | 0 | 1 | 1 0 | 17 Pierce Crawford | 0 | 0 | 0 | 0 -1 |
| 20 Talvitie, Aarne | 0 | 0 | 1 | 1 0 | 18 Graham Slaggett | 0 | 2 | 0 | 2 -1 |
| 21 Wall, Kevin | 0 | 1 | 0 | 1 0 | 19 Mike O'Leary | 2 | 1 | 1 | 4 -2 |
| 22 Stevens, Alex | 0 | 0 | 0 | 0 0 | 20 Jake Pivonka | 0 | 0 | 2 | 2 0 |
| 24 Pilewicz, Adam | 0 | 0 | 0 | 0 0 | 21 Max Ellis | 0 | 1 | 1 | 2 0 |
| 25 Smirnov, Denis | 2 | 3 | 1 | 6 +1 | 24 Spencer Stastney | 0 | 1 | 0 | 1 -1 |
| 26 Folkes, Liam | 1 | 0 | 2 | 3 0 | 26 Cam Morrison | 1 | 0 | 2 | 0 |
| 27 Sternschein, Sa | 2 | 1 | 1 | 4 0 | 27 Trevor Janicke | 1 | 0 | 0 | 1 0 |
| 29 MacEachern, Co | 0 | 0 | 0 | 0 0 | 29 Charlie Raith | 0 | 0 | 0 | 0 0 |
| T TEAM | 0 | 0 | 0 | 0 0 | T TEAM | 0 | 0 | 0 | 0 0 |
| 32 Holtforster, Will | dnp | | | | 30 Ryan Bischel | dnp | | | |
| 35 Autio, Oskar | (| | | | 33 Nick Sanford | (| | | |
| Totals | 15 | 13 | 12 | 40 +5 | Totals | 13 | 12 | 17 | 42 -6 |

GOALTENDERS

| # Penn State | Dec | Min | GA | 1 | 2 | 3 | Saves | # Notre Dame | Dec | Min | GA | 1 | 2 | 3 | Saves |
|------------------|-----|-------|----|----|----|----|-------|----------------|-----|-------|----|----|----|---|-------|
| 31 Jones, Peyton | W | 60:00 | 2 | 12 | 12 | 16 | 40 | 32 Cale Morris | L | 58:46 | 3 | 15 | 12 | 9 | 36 |
| | | | | | | | | EMPTY NET | | 1:14 | 1 | 0 | 0 | 0 | 0 |

PENALTY SUMMARY

| Prd | Player | Team | MinOffense | Time | Prd | Player | Team | MinOffense | Time | | |
|-----|-------------------|------|-----------------------|-------|-----|--------|----------------|------------|------------------|-------|----|
| 1st | Cam Burke | ND | 2.Face-Off Violation | 05:43 | PP | 2nd | Mike O'Leary | ND | 2.Cross-Checking | 17:45 | PP |
| 2nd | Wall, Kevin | PSU | 2.Checking From Behin | 02:50 | PP | 2nd | Michael Graham | ND | 2.High Sticking | 08:20 | PP |
| 2nd | Matt Hellickson | ND | 2.Hooking | 05:15 | PP | 3rd | Biro, Brandon | PSU | 2.Tripping | 19:17 | PP |
| 2nd | Phillips, Clayton | PSU | 2.Interference | 06:27 | PP | | | | | | |

Win-Jones, Peyton (12-4-0). Loss-Cale Morris (5-6-2).

Hockey Game Box Score (Final)

#7 Penn State vs #14 Notre Dame (Dec 14, 2019 at Notre Dame, Ind.)

Penn State (13-6-0, 8-4-0-0 B1G) vs. Notre Dame (9-7-2, 5-3-2-1 B1G)
Date: Dec 14, 2019 • Location: Notre Dame, Ind. • Arena: Compton Family Arena
Attendance: 4306 • Start time: 6:05 PM • End time: 8:22 PM • Total time: 1:17

| Prd | Time | Team | Scored by | Assists | Vis. on ice | Home on ice |
|-----|-----------|------|----------------------|-------------------|----------------|----------------|
| 1. | 1st 07:35 | ND | EV Max Ellis/1 | Jesse Lansdell/4 | 20,27,22,13,4 | 21,14,17,24,29 |
| 2. | 2nd 09:05 | ND | EV Alex Steeves/4 | Matt Hellickson/6 | 16,17,18,19,26 | 16,5,6,15,26 |
| 3. | 2nd 15:15 | ND | EV Graham Slaggett/2 | Michael Graham/6 | 13,16,18,20,27 | 18,5,19,6,16 |
| | | | | Matt Hellickson/7 | | |
| | | | | Mike O'Leary/10 | | |

TEAM SUMMARY

| # Penn State | 1 | 2 | 3 | Tot +/- | # Notre Dame | 1 | 2 | 3 | Tot +/- |
|-----------------------|-----|----|----|---------|---------------------|-----|---|---|---------|
| 2 Huils, Cole | 2 | 0 | 1 | 3 0 | 2 Nate Clurman | 0 | 0 | 0 | 0 0 |
| 3 DeNaples, Paul | 1 | 2 | 1 | 4 0 | 4 Nick Liefermann | 0 | 0 | 0 | 0 0 |
| 4 Myllari, Kris | 0 | 0 | 0 | 0 -1 | 5 Matt Hellickson | 0 | 0 | 0 | 0 +2 |
| 7 Bell, Evan | 1 | 0 | 0 | 1 0 | 6 Tory Dello | 1 | 0 | 0 | 1 +2 |
| 10 Biro, Brandon | 2 | 0 | 2 | 4 0 | 11 Cal Burke | 1 | 0 | 1 | 2 0 |
| 13 Pavlychev, Nikita | 1 | 2 | 1 | 4 -2 | 13 Colin Theisen | 2 | 2 | 0 | 4 0 |
| 14 Sucese, Nate | 2 | 1 | 2 | 5 0 | 14 Jesse Lansdell | 1 | 1 | 0 | 2 +1 |
| 16 Snell, Mason | 1 | 0 | 0 | 1 -2 | 15 Michael Graham | 1 | 0 | 0 | 1 +1 |
| 17 Barratt, Evan | 0 | 1 | 1 | 2 -1 | 16 Alex Steeves | 1 | 1 | 0 | 2 +2 |
| 18 Phillips, Clayton | 0 | 0 | 0 | 0 -2 | 17 Pierce Crawford | 0 | 0 | 0 | 0 +1 |
| 19 McMennamin, Conno | 0 | 0 | 2 | 2 -1 | 18 Graham Slaggett | 0 | 1 | 0 | 1 +1 |
| 20 Talvitie, Aarne | 0 | 0 | 0 | 0 -2 | 19 Mike O'Leary | 1 | 0 | 0 | 1 +1 |
| 21 Wall, Kevin | 0 | 0 | 1 | 1 0 | 20 Jake Pivonka | 1 | 1 | 0 | 2 0 |
| 22 Stevens, Alex | 1 | 1 | 0 | 2 -1 | 21 Max Ellis | 2 | 0 | 0 | 2 +1 |
| 25 Smirnov, Denis | 0 | 0 | 0 | 0 0 | 24 Spencer Stastney | 1 | 0 | 0 | 1 +1 |
| 26 Folkes, Liam | 2 | 0 | 0 | 2 -1 | 25 Solag Bakich | 0 | 0 | 0 | 0 0 |
| 27 Sternschein, Sam | 0 | 2 | 0 | 2 -2 | 26 Cam Morrison | 1 | 0 | 0 | 1 +1 |
| 28 Gratton, Tyler | 0 | 0 | 1 | 1 0 | 27 Trevor Janicke | 1 | 0 | 0 | 1 0 |
| 29 MacEachern, Connor | 1 | 1 | 1 | 3 0 | 29 Charlie Raith | 2 | 0 | 0 | 2 +1 |
| TM TEAM | 0 | 0 | 0 | 0 0 | TM TEAM | 0 | 0 | 0 | 0 0 |
| 32 Holtforster, Will | dnp | | | | 30 Ryan Bischel | dnp | | | |
| 35 Autio, Oskar | dnp | | | | 33 Nick Sanford | dnp | | | |
| Totals | 14 | 10 | 13 | 37 -15 | Totals | 16 | 6 | 1 | 23 +15 |

GOALTENDERS

| # Penn State | Dec | Min | GA | 1 | 2 | 3 | Saves | # Notre Dame | Dec | Min | GA | 1 | 2 | 3 | Saves |
|------------------|-----|-------|----|----|---|---|-------|----------------|-----|-------|----|----|----|----|-------|
| 31 Jones, Peyton | L | 54:24 | 3 | 15 | 4 | 1 | 20 | 32 Cale Morris | W | 60:00 | 0 | 14 | 10 | 13 | 37 |
| EMPTY NET | | 5:36 | 0 | 0 | 0 | 0 | 0 | | | | | | | | |

PENALTY SUMMARY

| Prd | Player | Team | MinOffense | Time | Prd | Player | Team | MinOffense | Time |
|-----|----------------|------|----------------|----------|-----|---------------|------|------------|----------|
| 1st | Nate Clurman | ND | 2.Hooking | 01:02 PP | 2nd | Colin Theisen | ND | 2.Tripping | 17:53 PP |
| 2nd | Michael Graham | ND | 2.Holding | 05:11 PP | 3rd | Huils, Cole | PSU | 2.Tripping | 19:31 PP |
| 2nd | Huils, Cole | PSU | 2.Interference | 06:56 PP | 3rd | Colin Theisen | ND | 2.Hooking | 19:49 PP |

Win-Cale Morris (6-6-2). Loss-Jones, Peyton (12-5-0).

Referee's signature

#1 Dylan St. Cyr

Saves

-- 46 (vs. Denver 10/13/17)

Goals Against

5 (2x - vs. Omaha 10/26/17)

Shutouts (2)

-- vs. Alabama Huntsville 10/7/17 (W, 4-0; 34 saves)

-- vs. RPI 12/1/18 (W, 3-0; 33 saves)

#2 Nate Clurman

Goals: n/a

Assists: 2 (at Wisconsin 11/16/19)

Points: 2 (at Wisconsin 11/16/19)

Multi-Point Games: 1

Point Streak: n/a

Most Recent Goal: n/a

#3 Ryan Carmichael

Goals: n/a

Assists: n/a

Points: n/a

Multi-Point Games: n/a

Point Streak: n/a

Most Recent Goal: n/a

#4 Nick Leivermann

Goals: 2 (at Minnesota 11/1/19)

Assists: 2 (at Bowling Green 11/30/19)

Points: 2 (at Minnesota 11/1/19)

Multi-Point Games: 2

Point Streak: 3 games (Oct. 13 - 25.; 0-2-2)

Most Recent Goal: at Michigan State 11/23/19

#5 Matt Hellickson

Goals: 1 (9x - vs. Lake Superior 10/25/19)

Assists: 2 (5x - vs. Penn State 12/14/19)

Points: 3 (at Penn State 12/7/18)

Multi-Point Games: 5

Point Streak: 5 games (Oct. 13 - Nov. 2; 2-3-5)

Most Recent Goal: vs. Lake Superior 10/25/19

#6 Tory Dello

Goals: 1 (4x - vs. Michigan State 1/25/19)

Assists: 2 (4x - Air Force 10/13/19)

Points: 2 (4x - Air Force 10/13/19)

Multi-Point Games: 4

Point Streak: 4 games (Feb. 12-23; 0-5-5)

Most Recent Goal: vs. Michigan State 1/25/19

#8 Matt Steeves

Goals: 1 (4x - vs. Penn State 3/1/19)

Assists: 1 (6x - at Wisconsin 11/16/19)

Points: 1 (10x - at Wisconsin 11/16/19)

Multi-Point Games: N/A

Point Streak: 2 games (twice)

Most Recent Goal: vs. Penn State 3/1/19

#10 Cam Burke

Goals: 1 (6x - at Wisconsin 11/16/19)

Assists: 1 (at Wisconsin 1/18/19)

Points: 1 (7x - at Wisconsin 11/16/19)

Multi-Point Games: n/a

Point Streak: n/a

Most Recent Goal: at Wisconsin 11/16/19

#11 Cal Burke

Goals: 3 (at Wisconsin 12/9/17 & vs. Mercyhurst 10/12/18)

Assists: 3 (2x - vs. Lake Superior 10/25/19)

Points: 5 (at Omaha 10/20/18)

Multi-Point Games: 15

Point Streak: 7 games (Nov. 17, 2018 - Dec. 31, 2018)

Most Recent Goal: vs. Lake Superior 10/26/19

#13 Colin Theisen

Goals: 2 (3x - vs. Air Force 10/13/19)

Assists: 2 (4x - at Michigan State 11/23/19)

Points: 3 (Air Force 10/13/19)

Multi-Point Games: 9

Point Streak: 5 games (Oct. 19- Nov. 3, 2017; 3-4-7)

Most Recent Goal: at Wisconsin 11/16/19

#14 Jesse Lansdell

Goals: 1 (at Wisconsin 11/16/19)

Assists: 1 (4x - vs. Penn State 12/14/19)

Points: 2 (at Wisconsin 11/16/19)

Multi-Point Games: 1

Point Streak: n/a

Most Recent Goal: at Wisconsin 11/16/19

#15 Michael Graham

Goals: 2 (4x - vs. Wisconsin 2/16/18)

Assists: 2 (2x - vs. Air Force 10/11/19)

Points: 4 (vs. Michigan State 1/25/19)

Multi-Point Games: 6

Point Streak: 3 games (Jan. 18-25, 2019; 6-3-9)

Most Recent Goal: at Michigan State 11/22/19

#16 Alex Steeves

Goals: 2 (2x - vs. RPI 11/30/18)

Assists: 1 (9x - vs. Boston College 12/8/19)

Points: 3 (Michigan 11/10/18)

Multi-Point Games: 4

Point Streak: 2 (three times)

Most Recent Goal: vs. Penn State 12/14/19

#17 Pierce Crawford

Goals: 1 (3x - vs. Ohio State 11/8/19)

Assists: 1 (3x - vs. Penn State 3/2/19)

Points: 1 (6x - vs. Ohio State 11/8/19)

Multi-Point Games: n/a

Point Streak: 2 games (March 1-2; 0-2-2)

Most Recent Goal: vs. Ohio State 11/8/19

#18 Graham Slaggert

Goals: 1 (5x - vs. Penn State 12/14/19)

Assists: 1 (9x - at Wisconsin 11/16/19)

Points: 1 (14x - vs. Penn State 12/14/19)

Multi-Point Games: n/a

Point Streak: 2 games (Oct. 13 - 25.; 1-1-2)

Most Recent Goal: vs. Penn State 12/14/19

#19 Mike O'Leary

Goals: 2 (3x - vs. Lake Superior 10/26/19)

Assists: 4 (vs. Michigan State 1/25/19)

Points: 4 (2x - vs. Michigan State 1/25/19)

Multi-Point Games: 9

Point Streak: 5 games (Oct. 11 - Nov. 1; 5-7-12)

Most Recent Goal: at Bowling Green 11/30/19

#20 Jake Pivonka

Goals: 1 (6x - vs. Bowling Green 11/29/19)

Assists: 2 (at Michigan 11/10/18)

Points: 2 (2x - vs. Lake Superior 10/26/19)

Multi-Point Games: 2

Point Streak: 4 games (Oct. 13 - .)

Most Recent Goal: vs. Bowling Green 11/29/19

#21 Max Ellis

Goals: 1 (vs. Penn State 12/14/19)

Assists: n/a

Points: 1 (vs. Penn State 12/14/19)

Multi-Point Games: n/a

Point Streak: n/a

Most Recent Goal: vs. Penn State 12/14/19

#22 Jack MacNab

Goals: n/a

Assists: n/a

Points: n/a

Multi-Point Games: n/a

Point Streak: n/a

Most Recent Goal: n/a

#24 Spencer Stastney

Goals: 1 (3x - at Minnesota 11/1/19)

Assists: 2 (vs. Lake Superior 10/26/19)

Points: 3 (vs. Lake Superior 10/26/19)

Multi-Point Games: 1

Point Streak: N/A

Most Recent Goal: at Minnesota 11/1/19

#25 Solag Bakich

Goals: 1 (vs. Ohio State 11/8/19)

Assists: n/a

Points: 1 (vs. Ohio State 11/8/19)

Multi-Point Games: n/a

Point Streak: n/a

Most Recent Goal: vs. Ohio State 11/8/19

#26 Cam Morrison

Goals: 2 (2x - vs. Michigan State 2/23/18)
 Assists: 3 (2x - at Minnesota 11/1/19)
 Points: 3 (3x at Minnesota 11/1/19)
 Multi-Point Games: 14
 Point Streak: 5 games (Nov. 27, 2018 - Dec. 8, 2018)
 Most Recent Goal: vs. Penn State 12/13/19

#27 Trevor Janicke

Goals: 1 (7x - vs. Boston College 12/8/19)
 Assists: 1 (3x - vs. Ohio State 11/8/19)
 Points: 2 (3x - vs. Ohio State 11/8/19)
 Multi-Point Games: 3
 Point Streak: 4 games (Oct. 26 - Nov. 8, 2019.; 4-3-7)
 Most Recent Goal: vs. Boston College 12/8/19

#28 Christian DiCesare

Goals: n/a
 Assists: n/a
 Points: n/a
 Multi-Point Games: n/a
 Point Streak: n/a
 Most Recent Goal: n/a

#29 Charlie Raith

Goals: 1 (at Minnesota 11/1/19)
 Assists: 1 (vs. Ohio State 11/9/19)
 Points: 1 (2x - vs. Ohio State 11/9/19)
 Multi-Point Games: n/a
 Point Streak: n/a
 Most Recent Goal: at Minnesota 11/1/19

#30 Ryan Bischel

Saves
 -- 33 (vs. Air Force 10/11/19)
Goals Against
 5 (at Bowling Green 11/30/19)
Shutouts (0)

#33 Nick Sanford

Saves: n/a
 Goals Against: n/a
 Shutouts: n/a
 Points: n/a

#32 Cale Morris

Saves
 -- 55 (at Penn State 2/3/18)
 -- 49 (vs. Michigan State 1/25/19)
 -- 48 (at Penn State 2/2/18)
 -- 46 (vs. Penn State 3/23/19)
 -- 44 (vs. Minnesota 11/24/17)
 -- 44 (at Penn State 12/7/18)

Goals Against

6 (vs. Mercyhurst 10/12/18)

Shutouts (9)

-- vs. Penn State 11/11/17 (W, 1-0; 33 saves)
 -- at RPI 11/18/17 (W, 1-0; 25 saves)
 -- vs. Minnesota 11/24/17 (W, 1-0; 44 saves)
 -- at Michigan State 12/2/17 (W, 2-0; 23 saves)
 -- vs. Providence 10/13/18 (W, 3-0; 22 saves)
 -- vs. Boston College 12/31/18 (W, 4-0; 20 saves)
 -- vs. Michigan State 3/8/19 (W, 1-0; 27 saves -- B1G QFinals)
 -- vs. Michigan State 3/9/19 (W, 2-0; 28 saves -- B1G QFinals)
 -- vs. Penn State 12/14/19 (W, 3-0; 37 saves)

Assists (2)

-- at RPI 11/17/17 (W, 4-1)
 -- vs. RPI 11/30/18 (W, 5-1)

Solag Bakich

| Season | GP | G | A | Points | Shots | Shot% | Pen-Min | +/- | PPG | SHG | GWG |
|--------|----|---|---|--------|-------|-------|---------|-----|-----|-----|-----|
| 2019 | 9 | 1 | 0 | 1 | 3 | .333 | 0-0 | +2 | 0 | 0 | 0 |
| TOTAL | 9 | 1 | 0 | 1 | 3 | .333 | 0-0 | +2 | 0 | 0 | 0 |

Ryan Bischel

| Season | GP | G | A | Points | Shots | Shot% | Pen-Min | +/- | PPG | SHG | GWG |
|--------|----|---|---|--------|-------|-------|---------|-----|-----|-----|-----|
| 2019 | 6 | 0 | 0 | 0 | - | - | 0-0 | 0 | 0 | 0 | 0 |
| TOTAL | 6 | 0 | 0 | 0 | - | - | 0-0 | 0 | 0 | 0 | 0 |

| Goalie | GP-GS | Minutes | GA | GAAvg | Saves | Save% | W | L | T | Sho | PPG | SHG |
|--------|-------|---------|----|-------|-------|-------|---|---|---|-----|-----|-----|
| 2019 | 6-4 | 268:32 | 12 | 2.68 | 127 | .914 | 3 | 1 | 0 | 0.0 | 3 | 0 |
| TOTAL | 6-4 | 268:32 | 12 | 2.68 | 127 | .914 | 3 | 1 | 0 | 0.0 | 3 | 0 |

Cal Burke

| Season | GP | G | A | Points | Shots | Shot% | Pen-Min | +/- | PPG | SHG | GWG |
|--------|-----|----|----|--------|-------|-------|---------|-----|-----|-----|-----|
| 2016 | 35 | 3 | 8 | 11 | 69 | .043 | 4-8 | +3 | 0 | 0 | 1 |
| 2017 | 38 | 14 | 12 | 26 | 99 | .141 | 3-17 | +3 | 1 | 0 | 3 |
| 2018 | 35 | 12 | 18 | 30 | 112 | .107 | 4-8 | +10 | 5 | 1 | 3 |
| 2019 | 18 | 4 | 10 | 14 | 50 | .080 | 1-2 | -1 | 1 | 0 | 1 |
| TOTAL | 126 | 33 | 48 | 81 | 330 | .100 | 12-35 | +15 | 7 | 1 | 8 |

Cam Burke

| Season | GP | G | A | Points | Shots | Shot% | Pen-Min | +/- | PPG | SHG | GWG |
|--------|----|---|---|--------|-------|-------|---------|-----|-----|-----|-----|
| 2018 | 31 | 4 | 1 | 5 | 31 | .129 | 6-23 | -3 | 0 | 0 | 1 |
| 2019 | 17 | 2 | 0 | 2 | 17 | .118 | 2-4 | -5 | 0 | 0 | 1 |
| TOTAL | 48 | 6 | 1 | 7 | 48 | .125 | 8-27 | -8 | 0 | 0 | 2 |

Nate Clurman

| Season | GP | G | A | Points | Shots | Shot% | Pen-Min | +/- | PPG | SHG | GWG |
|--------|----|---|---|--------|-------|-------|---------|-----|-----|-----|-----|
| 2018 | 38 | 0 | 3 | 3 | 27 | .000 | 4-8 | +5 | 0 | 0 | 0 |
| 2019 | 18 | 0 | 5 | 5 | 26 | .000 | 2-4 | +5 | 0 | 0 | 0 |
| TOTAL | 56 | 0 | 8 | 8 | 53 | .000 | 6-12 | +10 | 0 | 0 | 0 |

Pierce Crawford

| Season | GP | G | A | Points | Shots | Shot% | Pen-Min | +/- | PPG | SHG | GWG |
|--------|----|---|---|--------|-------|-------|---------|-----|-----|-----|-----|
| 2017 | 8 | 0 | 0 | 0 | 2 | .000 | 2-4 | -1 | 0 | 0 | 0 |
| 2018 | 33 | 2 | 3 | 5 | 16 | .125 | 1-2 | -3 | 0 | 1 | 1 |
| 2019 | 18 | 1 | 0 | 1 | 18 | .056 | 6-12 | -6 | 0 | 0 | 1 |
| TOTAL | 59 | 3 | 3 | 6 | 36 | .083 | 9-18 | -10 | 0 | 1 | 2 |

Dylan St. Cyr

| Season | GP | G | A | Points | Shots | Shot% | Pen-Min | +/- | PPG | SHG | GWG |
|--------|----|---|---|--------|-------|-------|---------|-----|-----|-----|-----|
| 2017 | 5 | 0 | 0 | 0 | - | - | 0-0 | 0 | 0 | 0 | 0 |
| 2018 | 6 | 0 | 0 | 0 | - | - | 0-0 | 0 | 0 | 0 | 0 |
| TOTAL | 11 | 0 | 0 | 0 | - | - | 0-0 | 0 | 0 | 0 | 0 |

| Goalie | GP-GS | Minutes | GA | GAAvg | Saves | Save% | W | L | T | Sho | PPG | SHG |
|--------|-------|---------|----|-------|-------|-------|---|---|---|-----|-----|-----|
| 2017 | 5-4 | 235:11 | 12 | 3.06 | 133 | .917 | 1 | 2 | 1 | 1.0 | 1 | 0 |
| 2018 | 6-5 | 326:57 | 11 | 2.02 | 157 | .935 | 4 | 1 | 0 | 1.0 | 5 | 0 |
| TOTAL | 11-9 | 562:08 | 23 | 2.45 | 290 | .927 | 5 | 3 | 1 | 2.0 | 6 | 0 |

Tory Dello

| Season | GP | G | A | Points | Shots | Shot% | Pen-Min | +/- | PPG | SHG | GWG |
|--------|-----|---|----|--------|-------|-------|---------|-----|-----|-----|-----|
| 2016 | 39 | 1 | 11 | 12 | 80 | .013 | 23-65 | +5 | 0 | 0 | 0 |
| 2017 | 38 | 1 | 1 | 2 | 28 | .036 | 9-18 | +3 | 0 | 0 | 0 |
| 2018 | 39 | 2 | 11 | 13 | 63 | .032 | 12-24 | +12 | 0 | 0 | 1 |
| 2019 | 18 | 0 | 5 | 5 | 22 | .000 | 6-12 | -3 | 0 | 0 | 0 |
| TOTAL | 134 | 4 | 28 | 32 | 193 | .021 | 50-119 | +17 | 0 | 0 | 1 |

| Season | GP | G | A | Points | Shots | Shot% | Pen-Min | +/- | PPG | SHG | GWG |
|--------|----|---|---|--------|-------|-------|---------|-----|-----|-----|-----|
| 2019 | 5 | 1 | 0 | 1 | 9 | .111 | 0-0 | -1 | 0 | 0 | 1 |
| TOTAL | 5 | 1 | 0 | 1 | 9 | .111 | 0-0 | -1 | 0 | 0 | 1 |

Michael Graham

| Season | GP | G | A | Points | Shots | Shot% | Pen-Min | +/- | PPG | SHG | GWG |
|--------|----|----|----|--------|-------|-------|---------|-----|-----|-----|-----|
| 2018 | 38 | 12 | 10 | 22 | 68 | .176 | 5-10 | +3 | 8 | 0 | 1 |
| 2019 | 11 | 1 | 5 | 6 | 14 | .071 | 2-4 | -1 | 0 | 0 | 0 |
| TOTAL | 49 | 13 | 15 | 28 | 82 | .159 | 7-14 | +2 | 8 | 0 | 1 |

Matt Hellickson

| Season | GP | G | A | Points | Shots | Shot% | Pen-Min | +/- | PPG | SHG | GWG |
|--------|----|---|----|--------|-------|-------|---------|-----|-----|-----|-----|
| 2017 | 40 | 3 | 9 | 12 | 49 | .061 | 6-12 | +4 | 3 | 0 | 1 |
| 2018 | 39 | 4 | 12 | 16 | 59 | .068 | 8-16 | +6 | 2 | 0 | 1 |
| 2019 | 18 | 2 | 7 | 9 | 18 | .111 | 5-10 | -7 | 2 | 0 | 2 |
| TOTAL | 97 | 9 | 28 | 37 | 126 | .071 | 19-38 | +3 | 7 | 0 | 4 |

Trevor Janicke

| Season | GP | G | A | Points | Shots | Shot% | Pen-Min | +/- | PPG | SHG | GWG |
|--------|----|---|---|--------|-------|-------|---------|-----|-----|-----|-----|
| 2019 | 18 | 7 | 3 | 10 | 42 | .167 | 1-2 | +1 | 0 | 0 | 0 |
| TOTAL | 18 | 7 | 3 | 10 | 42 | .167 | 1-2 | +1 | 0 | 0 | 0 |

Jesse Lansdell

| Season | GP | G | A | Points | Shots | Shot% | Pen-Min | +/- | PPG | SHG | GWG |
|--------|----|---|---|--------|-------|-------|---------|-----|-----|-----|-----|
| 2019 | 18 | 1 | 4 | 5 | 12 | .083 | 4-19 | -3 | 0 | 0 | 0 |
| TOTAL | 18 | 1 | 4 | 5 | 12 | .083 | 4-19 | -3 | 0 | 0 | 0 |

Nick Leivermann

| Season | GP | G | A | Points | Shots | Shot% | Pen-Min | +/- | PPG | SHG | GWG |
|--------|----|---|---|--------|-------|-------|---------|-----|-----|-----|-----|
| 2018 | 22 | 1 | 1 | 2 | 14 | .071 | 0-0 | -1 | 0 | 0 | 0 |
| 2019 | 18 | 3 | 7 | 10 | 44 | .068 | 3-6 | -1 | 2 | 0 | 0 |
| TOTAL | 40 | 4 | 8 | 12 | 58 | .069 | 3-6 | -2 | 2 | 0 | 0 |

Jack MacNab

Cale Morris

| Season | GP | G | A | Points | Shots | Shot% | Pen-Min | +/- | PPG | SHG | GWG |
|--------|----|---|---|--------|-------|-------|---------|-----|-----|-----|-----|
| 2016 | 1 | 0 | 0 | 0 | - | - | 0-0 | 0 | 0 | 0 | 0 |
| 2017 | 37 | 0 | 1 | 1 | - | - | 1-2 | 0 | 0 | 0 | 0 |
| 2018 | 34 | 0 | 1 | 1 | - | - | 0-0 | 0 | 0 | 0 | 0 |
| 2019 | 14 | 0 | 0 | 0 | - | - | 0-0 | 0 | 0 | 0 | 0 |
| TOTAL | 86 | 0 | 2 | 2 | 2 | - | 1-2 | 0 | 0 | 0 | 0 |

| Goalie | GP-GS | Minutes | GA | GAAvg | Saves | Save% | W | L | T | Sho | PPG | SHG |
|--------|-------|---------|-----|-------|-------|-------|----|----|---|-----|-----|-----|
| 2016 | 1-0 | 19:43 | 1 | 3.04 | 7 | .875 | 0 | 0 | 0 | 0.0 | 0 | 0 |
| 2017 | 37-36 | 2192:43 | 71 | 1.94 | 1202 | .944 | 27 | 8 | 1 | 4.0 | 12 | 2 |
| 2018 | 34-34 | 2028:47 | 73 | 2.16 | 981 | .931 | 19 | 12 | 3 | 4.0 | 15 | 3 |
| 2019 | 14-14 | 822:22 | 39 | 2.85 | 365 | .903 | 6 | 6 | 2 | 1.0 | 9 | 1 |
| TOTAL | 86-84 | 5063:35 | 184 | 2.18 | 2555 | .933 | 52 | 26 | 6 | 9.0 | 36 | 6 |

Cam Morrison

| Season | GP | G | A | Points | Shots | Shot% | Pen-Min | +/- | PPG | SHG | GWG |
|--------|----|---|---|--------|-------|-------|---------|-----|-----|-----|-----|
|--------|----|---|---|--------|-------|-------|---------|-----|-----|-----|-----|

Mike O'Leary

| Season | GP | G | A | Points | Shots | Shot% | Pen-Min | +/- | PPG | SHG | GWG |
|--------|-----|----|----|--------|-------|-------|---------|-----|-----|-----|-----|
| 2016 | 37 | 2 | 2 | 4 | 22 | .091 | 16-40 | +1 | 0 | 0 | 0 |
| 2017 | 38 | 3 | 6 | 9 | 39 | .077 | 12-24 | +4 | 0 | 0 | 0 |
| 2018 | 38 | 6 | 15 | 21 | 60 | .100 | 9-18 | +5 | 2 | 0 | 4 |
| 2019 | 18 | 7 | 10 | 17 | 46 | .152 | 6-12 | -1 | 3 | 0 | 1 |
| TOTAL | 131 | 18 | 33 | 51 | 167 | .108 | 43-94 | +9 | 5 | 0 | 5 |

Jake Pivonka

| Season | GP | G | A | Points | Shots | Shot% | Pen-Min | +/- | PPG | SHG | GWG |
|--------|----|---|----|--------|-------|-------|---------|-----|-----|-----|-----|
| 2018 | 39 | 2 | 8 | 10 | 58 | .034 | 7-25 | +2 | 0 | 0 | 2 |
| 2019 | 17 | 4 | 4 | 8 | 24 | .167 | 4-8 | +7 | 0 | 0 | 0 |
| TOTAL | 56 | 6 | 12 | 18 | 82 | .073 | 11-33 | +9 | 0 | 0 | 2 |

Charlie Raith

| Season | GP | G | A | Points | Shots | Shot% | Pen-Min | +/- | PPG | SHG | GWG |
|--------|----|---|---|--------|-------|-------|---------|-----|-----|-----|-----|
| 2019 | 17 | 1 | 1 | 2 | 16 | .062 | 0-0 | +3 | 0 | 0 | 1 |
| TOTAL | 17 | 1 | 1 | 2 | 16 | .062 | 0-0 | +3 | 0 | 0 | 1 |

Nick Sanford

Graham Slaggert

| Season | GP | G | A | Points | Shots | Shot% | Pen-Min | +/- | PPG | SHG | GWG |
|--------|----|---|---|--------|-------|-------|---------|-----|-----|-----|-----|
| 2018 | 39 | 3 | 6 | 9 | 46 | .065 | 9-18 | 0 | 0 | 1 | 0 |
| 2019 | 18 | 2 | 3 | 5 | 26 | .077 | 2-4 | -1 | 0 | 0 | 0 |
| TOTAL | 57 | 5 | 9 | 14 | 72 | .069 | 11-22 | -1 | 0 | 1 | 0 |

Spencer Stastney

| Season | GP | G | A | Points | Shots | Shot% | Pen-Min | +/- | PPG | SHG | GWG |
|--------|----|---|---|--------|-------|-------|---------|-----|-----|-----|-----|
| 2018 | 39 | 1 | 3 | 4 | 30 | .033 | 4-8 | +1 | 0 | 0 | 0 |
| 2019 | 18 | 2 | 6 | 8 | 17 | .118 | 1-2 | +3 | 0 | 0 | 0 |
| TOTAL | 57 | 3 | 9 | 12 | 47 | .064 | 5-10 | +4 | 0 | 0 | 0 |

Alex Steeves

| Season | GP | G | A | Points | Shots | Shot% | Pen-Min | +/- | PPG | SHG | GWG |
|--------|----|----|---|--------|-------|-------|---------|-----|-----|-----|-----|
| 2018 | 38 | 7 | 2 | 9 | 78 | .090 | 5-10 | 0 | 0 | 0 | 0 |
| 2019 | 17 | 4 | 7 | 11 | 43 | .093 | 2-4 | +3 | 0 | 0 | 1 |
| TOTAL | 55 | 11 | 9 | 20 | 121 | .091 | 7-14 | +3 | 0 | 0 | 1 |

Matt Steeves

| Season | GP | G | A | Points | Shots | Shot% | Pen-Min | +/- | PPG | SHG | GWG |
|--------|----|---|---|--------|-------|-------|---------|-----|-----|-----|-----|
| 2017 | 13 | 1 | 0 | 1 | 14 | .071 | 5-10 | -2 | 0 | 0 | 0 |
| 2018 | 33 | 3 | 3 | 6 | 32 | .094 | 5-10 | 0 | 0 | 0 | 1 |
| 2019 | 13 | 0 | 3 | 3 | 6 | .000 | 3-6 | -1 | 0 | 0 | 0 |
| TOTAL | 59 | 4 | 6 | 10 | 52 | .077 | 13-26 | -3 | 0 | 0 | 1 |

Colin Theisen

| Season | GP | G | A | Points | Shots | Shot% | Pen-Min | +/- | PPG | SHG | GWG |
|--------|----|----|----|--------|-------|-------|---------|-----|-----|-----|-----|
| 2017 | 40 | 6 | 13 | 19 | 83 | .072 | 11-22 | +5 | 1 | 0 | 0 |
| 2018 | 39 | 11 | 9 | 20 | 93 | .118 | 4-8 | +6 | 4 | 0 | 1 |
| 2019 | 18 | 4 | 7 | 11 | 59 | .068 | 7-14 | 0 | 1 | 0 | 0 |
| TOTAL | 97 | 21 | 29 | 50 | 235 | .089 | 22-44 | +11 | 6 | 0 | 1 |



DYLAN ST. CYR

Jr., Goaltender
Northville, MI



NATE CLURMAN

So., Defenseman
Boulder, CO



RYAN CARMICHAEL

Fr., Defenseman
Greenwich, CT



NICK LEIVERMANN

So., Defenseman
Eden Prairie, MN



MATT HELLYCKSON

Jr., Defenseman
Rogers, MN



TORY DELLO

Sr., Defenseman
Crystal Lake, IL



MATT STEEVES

Jr., Forward
Eden Prairie, MN



CAM BURKE

So., Forward
Boxborough, MA



CAL BURKE

Sr., Forward
Boxborough, MA



COLIN THEISEN

Jr., Forward
Monroe, MI




JESSE LANSDELL

Fr., Forward
Surrey, British Columbia



MICHAEL GRAHAM

So., Forward
Eden Prairie, MN




ALEX STEEVES

So., Forward
Eden Prairie, MN



PIERCE CRAWFORD

Jr., Forward
Park Ridge, IL



GRAHAM SLAGGERT

So., Forward
South Bend, IN



MIKE O'LEARY

Sr., Forward
Halifax, Nova Scotia



JAKE PIVONKA

So., Forward
Naperville, IL



MAX ELLIS

Fr., Forward
Canton, MI



JACK MACNAB

Fr., Forward
Indianapolis, IN



SPENCER STASTNEY

So., Defenseman
Mequon, WI



SOLAG BAKICH

Fr., Forward
Dallas, TX



CAM MORRISON

Sr., Forward
Aurora, Ontario



TREVOR JANICKE

Fr., Forward
Maple Grove, MN




CHRISTIAN DICESARE

Fr., Defenseman
Morristown, NJ




CHARLIE RAITH

So., Defenseman
Winnetka, IL



RYAN BISCHEL

Fr., Goaltender
Medina, MN



CALE MORRIS

Sr., Goaltender
Larkspur, CO



NICK SANFORD

Jr., Goaltender
Morristown, NJ



JEFF JACKSON

Head Coach



PAUL POOLEY

Associate Head Coach



ANDY SLAGGERT

Associate Head Coach



NICK SIERGIEJ

Coordinator of
Hockey Operations




RON GROVE

Equipment Specialist



KEVIN RICKS

Athletic Trainer



TONY ROLINSKI

Strength and
Conditioning Coach



KYLE LAWSON

Volunteer
Assistant Coach



JACK CEGLARSKI

Hockey Operation Intern



**REV. JOHN CONLEY,
C.S.C.**

Team Chaplain