



NOTRE DAME

WOMEN'S BASKETBALL

FIGHTING IRISH MEDIA

Primary Women's Basketball Contact

Josh Bates	jbbates2@nd.edu
@Josh13Bates	574-310-9954

GAME 18

DUKE (8-8, 2-3)

2019-20 RESULTS (6-11, 1-4)

Date	Opponent	TV	Time/Result
N5	at Fordham	ESPN+	W, 60-55
N8	Loyola Maryland	ACCNX	W, 84-60
N11	(RV/RV) Tennessee	ESPN2	L, 74-63
N14	#16/21 Michigan State	ACCN	L, 72-69
N20	Toledo	ACCNX	W, 54-51
N23	at #21/19 Michigan	BTN+	W, 76-72
N28	FGCU +	Flo Stream	L, 69-60
N29	South Dakota State +	Flo Stream	L, 65-59
N30	#21/20 USF +	Flo Stream	W, 67-51
D4	(RV/RV) Minnesota ^	ACCN	L, 75-67
D8	at #4/4 UConn &	ESPN	L, 81-57
D11	#16/15 DePaul	ACCN	L, 105-94
D29	Clemson *	RSN	L, 71-55
J2	at Pittsburgh *	ACCNX	W, 60-52
J5	at Syracuse *	ACCN	L, 74-63 (OT)
J9	Boston College *	ACCNX	L, 75-65
J12	NC State *	ACCN	L, 90-56
J16	at Duke *	ACCN	8 pm
J19	Miami *	ESPN2/ACCN	1 pm
J26	at Virginia *	ACCNX	2 pm
J30	Louisville *	ESPN	7 pm
F2	at Georgia Tech *	ACCN	2 pm
F6	at Wake Forest *	ACCNX	7 pm
F9	Pittsburgh *	ACCN	4 pm
F13	at Boston College *	ACCNX	7 pm
F16	at Louisville *	ACCN	3 pm
F20	Virginia Tech *	RSN	8 pm
F23	Syracuse *	ACCN	12 pm
F27	North Carolina *	ACCNX	7 pm
M1	at Florida State *	ESPN2/ACCN	2 pm
M4-8	ACC Championships		
M20-23	NCAA 1st & 2nd Rounds		
M27-30	NCAA Regional Round		
A3-5	NCAA Final Four		

@ - Exhibition

+ - Cancun Challenge

^ - ACC/Big Ten Challenge

& - Jimmy V Classic | Hartford, Connecticut

* - Atlantic Coast Conference game

- ACC Tournament (Greensboro, N.C.)

! - NCAA Championship

GAME INFO

	Thursday, Jan. 16 8:00 p.m. ET	Notre Dame, Ind. Purcell Pavilion (9,149)
	ACCN	Pam Ward, Debbie Antonelli
	Pulse FM 96.9 / 92.1 / 103.1	Tony Simeone, Karen Keyes
	Follow the live stats on UND.com	
	@NDWBB #GoIrish	

THE SERIES

vs Duke	ND leads, 17-1	Last: ND won, 89-61, on 2/21/19	Streak: W15
at Duke	ND leads, 4-1	Last: ND won, 72-54, on 2/4/18	Streak: W3

THE COACHES

	Head Coach	At School	Overall
ND	Muffet McGraw	841-245 (33rd year)	929-286 (38th year)
Duke	Joanne McCallie	320-103 (13th year)	636-251 (28th year)

BY THE NUMBERS

10,230	The record breaking career amount of points lost with last year's starting five
3,259	Points lost from players last season (includes transfers and Prohaska) - equates to 94.4 percent of the offense
1,005	All-time Notre Dame program wins
929	Coach McGraw Career Wins
841	Coach McGraw wins at Notre Dame
234	Consecutive weeks ranked in the AP Poll before ND dropped out in week two (dated back to 2007-08 season) - ranked as the 3rd best active streak behind UConn and Baylor
91-5	Notre Dame's record in ACC play before this season
67	NCAA Tournament wins - 4th most in Division I
58	Straight conference wins at home (dating back to 2012) before the ACC season-opening loss to Clemson
31	Points scored by Brunelle vs. DePaul on Dec. 11 - ties most by a freshman in ND history
27	Total conference championships
24	straight NCAA Championship appearances - fourth longest active streak & fifth longest all-time
22	Different All-Americans
20	Charges taken by Marta Sniezek
12.9	Brunelle's points per game which leads all freshmen in the ACC.
11	30-win seasons in program history and 9th straight year
9	Final Four appearances - ranks as fifth most
8	Regular season league championships in a row (2 Big East / 6 ACC)
7	NCAA Title game appearances - 1 of 4 schools to do so (Tennessee, UConn and La Tech) // Brunelle became the first freshman to start her Irish career with seven double-digit scoring efforts
3	National ranking for Notre Dame's 2020 recruiting class - the highest in Coach McGraw's tenure // Double-doubles for Peoples
2	National Titles - Notre Dame is the seventh program with multiple national championships
1	Naismith Hall of Fame Coach



NOTRE DAME ROSTER

No.	Name	Position	Height	Year	Hometown	Previous School
2	Kaitlin Cole	G	5-10	Sr.	Toledo, Ohio	Sylvania Northview
3	Maggie Murdock	G	5-8	So.	Glencoe, Ill.	New Trier
5	Cate Murdock	G	5-8	So.	Glencoe, Ill.	New Trier
10	Katlyn Gilbert	G	5-10	So.	Indianapolis, Ind.	Heritage Christian
12	Abby Prohaska	G	5-10	So.	Liberty Township, Ohio	Lakota West
13	Marta Sniezek	G	5-8	Gs.	McLean, Va.	Stanford
20	Nicole Benz	G	5-8	Jr.	Valencia, Calif.	William S. Hart
21	Anaya Peoples	G	5-10	Fr.	Danville, Ill.	Schlarman
22	Danielle Cosgrove	F	6-4	So.	Holbrook, N.Y.	Sachem East
24	Destinee Walker	G	5-10	Gr.	Orlando, Fla.	North Carolina
30	Mikayla Vaughn	C	6-3	Jr.	Philadelphia, Penn.	Paul VI/Friends' Central
33	Sam Brunelle	F	6-2	Fr.	Ruckersville, Va.	William Monroe
40	Katie Keyes	F	5-11	Fr.	Ridgewood, N.J.	Ridgewood

Karen & Kevin Keyes Women's Basketball Head Coach	Muffet McGraw	Saint Joseph's '77	33rd Season / 38th Overall
Associate Head Coach	Carol Owens	Northern Illinois '90	19th Season
Associate Head Coach	Beth Cunningham	Notre Dame '97	8th Season
Assistant Coach	Michaela Mabrey	Notre Dame '16	1st Season
Director of Operations	Angie Potthoff	Penn State '97	1st Season
Video Coordinator	James Spinelli	Temple '14	2nd Season
Sport Administrator	Katie Capps	Western Kentucky '02	5th Season

AT THE HELM

Karen and Kevin Keyes head coach Muffet McGraw completed her 32nd season at the helm of the Irish (841-244) and 37th year overall as a head coach (929-285). With 929 career wins, McGraw ranks seventh all-time among Division I coaches. McGraw also ranks fifth among active coaches, trailing Tara VanDerveer, Geno Auriemma, Barbara Stevens and Vivian Stringer.

McGraw is also just one of four coaches (men's or women's basketball) in NCAA Division I history with over 900 wins, nine Final Fours and multiple national championships. The prestigious list includes Pat Summitt, Geno Auriemma and Duke men's coach Mike Krzyzewski.

In September of 2017, McGraw was enshrined into the Naismith Memorial Basketball Hall of Fame, becoming the 32nd woman ever to do so and 13th female coach.

Coach McGraw boasts nine Final Fours (third behind Auriemma and Summitt), seven NCAA title game appearances and the third most NCAA Tournament wins with 67. Coach McGraw is also the sixth different coach with multiple NCAA titles, joining Auriemma, Summitt, Linda Sharp, Tara VanDerveer and Kim Mulkey.

Finally, against the very school in which she began her head coaching career, Coach McGraw joined the 900-win club when the Irish defeated Lehigh on Dec. 30, 2018. McGraw became the fourth fastest Division I coach to

reach the 900 win milestone, doing so in 1,172 games:

Geno Auriemma	1,034 games
Pat Summitt	1,072 games
Tara VanDerveer	1,104 games

NCAA HISTORY

Notre Dame wrapped its 26th NCAA Championship appearance and 24th in a row. Their 24 straight appearances are the fourth longest active streak in the country and fifth best all-time.

Most Consecutive NCAA Berths

No.	School	Streak	Years
1.	Tennessee	38	1982-2019*
2.	Stanford	32	1988-2019*
3.	UConn	31	1989-2019*
4.	Louisiana Tech	25	1982-2011
5.	Notre Dame	24	1996-2019*

* denotes active streak

The Irish are 67-24 all-time in the NCAA Tournament, as their 67 wins rank fourth all-time.

Notre Dame joins Louisiana Tech, USC and Stanford with two NCAA titles behind UConn (11), Tennessee (8) and Baylor (3).

Notre Dame is one of three schools (Tennessee & UConn) to reach seven NCAA Title games. Their nine Final Four appearances are the fifth-most of any school behind Tennessee (18), UConn (18), Stanford (13) and La Tech (10).

PRONUNCIATION

Katlyn Gilbert	Kate-lyn
Anaya Peoples	Uh-nay-uh
Abby Prohaska	Pro-hask-kuh
Marta Sniezek	Sneeze-ick

TEAM INFORMATION

Conference	Atlantic Coast
Home Arena (Capacity)	Purcell Pavilion (9,149)
Starters Returning/Lost	0/5
Total Returning/Lost	6/8
Newcomers	4
First Season	1977-78
Full Seasons	41
All-Time Record	1,005-344 (.743)
NCAA Appearances/Record	26 / 67-24 (.736)
First/Last NCAA Appearance	1992 / 2018
ACC Member	2013-14 - present
ACC Regular Season	92-9 (.911)
ACC Tournament	17-1 (.933)
ACC Tournament Championships	4 (2014-17)

NATIONAL RANKINGS

2019-20 AP TOP 25
(Week 11)

1. South Carolina
2. Baylor
3. Stanford
4. UConn
5. Louisville
6. Oregon
7. UCLA
8. Oregon St
9. NC State
10. Mississippi St
11. Kentucky
12. Texas A&M
13. Florida St
14. DePaul
15. Indiana
16. Gonzaga
17. West Virginia
18. Arizona St
19. Missouri St
20. Maryland
21. Arizona
22. Iowa
23. Arkansas
24. Tennessee
25. South Dakota

Receiving Votes:
Princeton 30, Northwestern
23, Rutgers 15, Georgia Tech 5,
Florida Gulf Coast 2

2019-20 USA TODAY COACHES
(Week 11)

1. Baylor
2. South Carolina
3. Stanford
4. Louisville
5. UConn
6. Oregon
7. Oregon St
8. UCLA
9. Mississippi St
10. NC State
11. Kentucky
12. Texas A&M
13. Florida St
14. Gonzaga
15. DePaul
16. Indiana
17. Missouri St
18. West Virginia
19. Arizona St
20. Maryland
21. South Dakota
22. Arizona
23. Arkansas
24. Iowa
25. Tennessee

Receiving Votes:
Princeton 80, Florida Gulf Coast
47, Northwestern 23, Georgia
Tech 9, Rutgers 5, Creighton 2,
Stony Brook 1



NOTRE DAME ACC STATS

Team Stats	ACC Only (Rk)	All Games (Rk)
Scoring Offense	59.8 (11)	65.2 (11)
Scoring Defense	72.4 (14)	70.1 (15)
Scoring Margin	-12.6 (15)	-4.9 (14)
FT Percentage	.684 (10)	.647 (13)
FG Percentage	.339 (15)	.403 (11)
FG Pct. Defense	.391 (5)	.386 (11)
3-FG Percentage	.205 (15)	.222 (15)
3-FG Pct. Defense	.307 (5)	.301 (9)
Rebounding Offense	41.4 (3)	37.5 (14)
Rebounding Defense	48.8 (15)	45.3 (15)
Rebounding Margin	-7.4 (15)	-7.8 (15)
Blocked Shots	4.8 (5)	4.0 (8)
Assists	14.8 (3)	14.1 (7)
Steals	10.0 (1)	9.0 (2)
Turnover Margin	+0.4 (4)	+0.8 (4)
Assist/TO Ratio	0.8 (9)	0.8 (10)
Offensive Rebounds	15.6 (2)	11.6 (13)
Defensive Rebounds	25.8 (8)	25.9 (12)
3-FG Made	3.4 (15)	3.3 (15)

INDIVIDUAL ACC STATS

Individual Leaders	Stat	ACC (Rk)	All (Rk)
Katlyn Gilbert	Scoring		14.5 (11)
	Steals		1.9 (6)
	Minutes		33.6 (11)
Destinee Walker	Scoring	16.6 (7)	14.1 (15)
	FT%	.786 (10)	.738 (11)
	Minutes	35.0 (15)	35.2 (6)
Anaya Peoples	Rebounds	7.6 (8)	8.1 (11)
	FG%		.457 (7)
	Steals	2.4 (6)	1.9 (5)
	O-Reb	3.2 (5)	2.7 (11)
	D-Reb		5.4 (13)
Sam Brunelle	Minutes		33.0 (15)
Marta Sniezek	Assists	6.0 (3)	5.9 (2)
	Steals	2.8 (4)	2.1 (3)
	A/TO Ratio	1.5 (13)	1.3 (13)
	Minutes		35.9 (4)
Mikki Vaughn	Rebounds	6.4 (15)	
	Steals	1.8 (12)	
	O-Reb	3.2 (5)	
	Blocks	2.0 (3)	

The Irish have reached 10 Elite Eights. In fact, Notre Dame and UConn are the only teams to reach the Elite Eight eight times in the last nine years. Yet, the Irish have been more successful than any other regularly-appearing school at that stage, as their .900 winning percentage (9-1) is the best of any program to play in at least five Elite Eights.

Best Elite Fight Winning % (Min. Five App.)

No.	School	Record	Pct.
1.	Notre Dame	9-1	.900
2.	UConn	20-5	.800
3.	Stanford	13-7	.650
4.	Tennessee	18-10	.643

Finally, Notre Dame has advanced to 17 Sweet 16s. The Irish are one of four schools to make the last 10 straight Sweet 16s, joining UConn, Stanford and Baylor.

HISTORY WITH DUKE

Notre Dame leads the all-time series against Duke, 17-1, with a 4-1 mark in Durham. The Irish have never lost to the Blue Devils in ACC play and own a 15-game win streak.

DECADE IN REVIEW

Seven Final Fours, six NCAA title game appearances and one national championship in 2018 -- Notre Dame just capped not only its best decade in program history, but also one of the best in all of Division I.

Over the past 10 years, Notre Dame has captured 316 wins, which ranks third behind UConn and Baylor. Furthermore, they have posted the third highest scoring average over the past decade as well.

UConn -- 337 wins -- 83.7 ppg

Baylor -- 321 wins -- 82.0 ppg

Notre Dame -- 316 wins -- 81.4 ppg

Stanford -- 284 wins

Maryland -- 270 wins

PEOPLES BUILDING ACC FOTY RESUME

Potential ACC Freshman of the Year? Well, Peoples is certainly building the resume. She leads all ACC freshmen in rebounds (8.1), shooting percentage (.457) and steals (1.9), and ranks second in points (12.6). In fact, ND boasts the top-two scoring spots among freshmen with Brunelle taking the top spot with 12.9 ppg.

Peoples has recorded double-digit rebounds five times over the last eight games and three double-doubles over the last six games.

In fact, her three double-doubles ranks second among freshmen in the ACC, only behind Pitt's Amber Brown (5).

Peoples' 8.1 rpg ranks 11th in the ACC and 10th in the nation among true freshmen guards. Peoples also ranks

ACC

Team	ACC Record	Overall Record
Louisville	5-0	16-1
Georgia Tech	4-1	13-3
NC State	4-1	15-1
Florida State	4-2	15-2
Wake Forest	3-2	10-6
North Carolina	3-2	12-4
Syracuse	2-2	8-7
Boston College	2-3	9-7
Miami	2-3	10-6
Duke	2-3	8-8
Virginia Tech	2-3	12-4
Virginia	2-3	7-9
Clemson	1-4	5-11
Notre Dame	1-4	6-11
Pitt	0-4	3-12

ACC PLAYERS OF THE WEEK

Nov. 11	Jocelyn Willoughby, Virginia
Nov. 18	Nausia Woolfolk, Florida State
Nov. 26	Haley Gorecki, DU / Beatrice Mompremier, UM
Dec. 2	Dana Evans, Louisville
Dec. 9	Kiah Gillespie, Florida State
Dec. 16	Elissa Cunane, NC State
Dec. 23	Kiah Gillespie, FSU / Beatrice Mompremier, UM
Dec. 30	Kendall Spray, Clemson
Jan. 6	Elissa Cunane, NC State
Jan. 13	Jocelyn Willoughby, Virginia

ACC ROOKIES OF THE WEEK

Nov. 11	Elizabeth Kitley, Virginia Tech
Nov. 18	Malu Tshitenge, North Carolina
Nov. 26	Kylie Kornegay-Lucas, Virginia
Dec. 2	Anaya Peoples, Notre Dame
Dec. 9	Amber Brown, Pitt
Dec. 16	Sam Brunelle, Notre Dame
Dec. 23	River Baldwin, Florida State
Dec. 30	River Baldwin, Florida State
Jan. 6	Amber Brown, Pitt
Jan. 13	Shemera Williams, Virginia



NCAA NATIONAL RANKINGS

Statistic	Nat'l Rank	Conf Rank	Value	National Leader	Value
Free Throw Attempts	29	2	329	Troy	412
Free Throws Made	55	4	213	Denver	303
Turnovers Forced	84	1	18.5	Alcorn	29.1
Statistic	Player	Nat'l Rank	Value	National Leader	Value
Assists/Game	Marta Sniezek	10	5.9	Sabrina Ionescu, Oregon	8.6
FG Attempts	Katlyn Gilbert	35	244	Chennedy Carter, Texas A&M	316
FT Attempts	Anaya Peoples	56	83	Keni Jo Lippe, Oral Roberts	123
FT Made	Destinee Walker	62	59	Ashley Joens, Iowa St	103
Minutes/Game	Marta Sniezek	44	35.9	Rose Caverly, Vermont	39.4

11th in the ACC in offensive rebounds (2.7) and 13th in defensive boards (5.4).

Peoples has been Notre Dame's most efficient guard, shooting 45.7 percent on the year, which ranks 7th in the ACC.

If that wasn't enough, Peoples is averaging 1.9 steals/game, which ranks 5th in the ACC.

ND FRESHMEN STACKING UP HISTORICALLY

Peoples, Brunelle and Gilbert (by eligibility) are on pace to etch their names in the Notre Dame freshmen record books. All three could end up in the top-10 scoring-average list. Gilbert leads the way with her 14.5 ppg, which would rank third. Brunelle averages 12.9, while Peoples averages 12.6.

AS A FRESHMAN

Player	Average	Season
1. Beth Morgan	17.9	1993-94
2. Shari Matvey	17.6	1979-80
3. Alicia Ratay	14.0	1999-00
4. Skylar Diggins	13.8	2009-10
5. Brianna Turner	13.78	2014-15
6. Jacqueline Batteast	13.77	2001-02
7. Mary Beth Schueth	13.0	1981-82
8. Courtney LaVere	12.8	2002-03
9. Jewell Loyd	12.5	2012-13
10. Carrie Bates	12.4	1981-82

In addition, Peoples' rebounding effort this year (8.1 rpg) would place her third all-time on the freshmen list, ranking behind Shari Matvey (10.2) and Mary Beth Schueth (9.1).

PEOPLES' RANK AMONG TRUE FRESHMEN

There are only six true freshmen in the country averaging over 12.5 ppg and 8 rpg: Anaya Peoples, Texas Tech's Alexis Tucker, Evansville's Abby Feit, UC Santa

Barbara's Ila Lane, South Carolina's Aliyah Boston and Oregon State's Taylor Jones. Of that group, Peoples does boast the most steals.

Furthermore, Peoples' 12.6 ppg ranks 30th in the nation among true freshmen, while her 8.1 rpg ranks 12th.

TRENDING: DESTINEE WALKER

Since the turn of the new decade, Walker has posted the sixth highest scoring average in the ACC with her 18.3 ppg.

Count it up, it's been six straight games in double figures for Walker, which includes three of 20+ points. In fact, Walker leads the team with her four 20+ scoring games, which also ties her career best.

Ultimately, Walker is averaging 16.6 ppg in ACC play, which ranks 7th. Also, she's converting 78.6 percent of her free throws in league play, which ranks 10th.

HEATING UP??

After suffering from a 1-of-15 stretch from three from Dec. 4-Jan. 2, Sam Brunelle is beginning to heat up from beyond the arc. Over the last three games, Brunelle has connected on 7-of-19 (.368) from deep, aka 36.8 percent.

WELCOME BACK VAUGHN

Vaughn suffered an ACL sprain in her right knee in the season opener and missed the next 11 games. The junior returned to the team for the start of ACC play, where she has provided a nice boost for the Irish.

Vaughn returned against Clemson on Dec. 29, but really settled in at Pitt (1/2) - tying her career high of 17 points, while almost earning a double-double with nine rebounds. Vaughn then carried momentum into Syracuse (1/5) with her first career double-double, recording 16 points and a career-high tying 11 boards.

She has been highly efficient from the field since returning, converting 58.5 percent from the floor. She has also been a beast on the offensive glass, reeling in at least five offensive rebounds in three of the last four games. In fact, her 3.2 offensive rebounds/game in ACC play ranks 5th.

Vaughn has garnered multiple blocks in four consecutive games. Her 2.0 blocks/game ranks 3rd in ACC play only.

In ACC play only: 15th in rebounds (6.4), 5th in offensive rebounds (3.2), 12th in steals (1.8) and 3rd in blocks (2.0).

FRESHMEN DUO SENSATION

Notre Dame women's basketball has never seen the offensive output from two freshmen like this before - Peoples is averaging 12.6 ppg while Brunelle is at 12.9. There have only been only two other freshmen pairs in program history to finish the season with double-digit scoring averages:

-- Arike Ogunbowale (11.4) and Marina Mabrey (10.7) in the 2015-16 season.

-- Mary Beth Schueth (13.0) and Carrie Bates (12.4) were the first in the 1981-82 season.

Currently, Notre Dame, UTSA and Fresno State are the only three Division I programs with two true freshmen averaging over 13 points. UTSA is represented by Mikayla Woods (14.8) and Adryana Quezada (13.0), while Fresno State boasts the top pair with Hanna Cavinder (16.4) and Haley Cavinder (16.3).

IF ONLY THEY KEPT THE STAT

If charges taken was an official NCAA kept stat, Marta Sniezek could very well be atop the list in the nation.

The defensive catalyst of the team, Sniezek has taken 20 charges this season, which breaks the record set by Kristina Nelson during the 2017-18 championship season.

All-in-all, Sniezek has taken a charge in 10 straight contests.

Her most impressive week came on the Cancun trip. The Virginia native took a charge against FGCU, four against South Dakota State and then four again vs. USF in Cancun.

On a completely different defensive note - Sniezek is averaging 2.1 steals/game, which ranks 3rd in the ACC. The Virginia native captured a career high six steals at Syracuse on Jan. 5.

SNIEZEK DIMES

Sniezek is averaging 5.9 assists/game which ranks 10th

**NOTRE DAME'S RECORD WHEN ...****Day of the Week**

Sunday	0-4
Monday	0-1
Tuesday	1-0
Wednesday	1-2
Thursday	1-3
Friday	1-1
Saturday	2-0

Time of Game

Day games (before 6 pm local time)	2-6
Night games (6 pm or later local time)	4-5

Location

Home games	2-7
Road games	3-2
Neutral site	1-2

Halftime Score

Leading at the half	4-1
Tied at the half	0-1
Trailing at the half	2-9

Individual Scoring

Two or fewer double-figure scorers	0-1
Three double-figure scorers	2-6
Four double-figure scorers	4-4
Five or more double-figure scorers	

Rebounding margin

More rebounds than opponent	2-3
Same number of rebounds	0-1
Fewer rebounds than opponent	4-7

Field goal shooting

Shot higher percentage than opponent	6-5
Shot same percentage as opponent	
Show lower percentage than opponent	0-6
Shot 45% or better	3-4
Shoot less than 45%	3-7
Hold opponent under 40%	6-3

Free-throw margin

Make more free-throws than opponent	4-6
Make same number of free-throws	0-1
Make fewer free-throws than opponent	2-4

Turnovers

Commit fewer turnovers	4-5
Commit same number of turnovers	1-0
Commit more turnovers	1-6

Uniform Combinations

White jerseys with gold	1-1
White jerseys with green trim	2-4
White jerseys with navy trim	0-3
Blue jerseys	3-3

Miscellaneous

Vs. top-25	2-4
Vs. top-10	0-2
When ranked higher	2-2
When ranked lower	2-3
On commercial tv	0-8
In overtime games	

Margin of Victory

1-5 points	3-1
6-10 points	1-4
11-15 points	0-3
16-20 points	1-1
21+ points	1-2

Month

November	5-4
December	0-4
January	1-3
February	
March	
April	

in the nation and 2nd in the ACC - only behind Virginia Tech's Taja Cole (6.4). In addition, her 1.3 A/T/O ratio ranks 13th in the league.

Sniezek boasts two double-digit assist performances, which ties UNC's Shayla Bennett for the most in the league. Her 12-assist performance against No. 16 DePaul on Dec. 11, tied for the league high for an individual game.

In ACC play only, Sniezek is averaging 6.0 assists/game, which ranks 3rd.

A HISTORIC START IN THE ACC

The Irish are competing in their seventh season in ACC play. Over the past six years, they have been nothing short of dominant.

The Irish have won six straight ACC regular season championships and eight straight when going back to the final two years in the BIG EAST. The six consecutive regular season titles tie the all-time mark set by Virginia from 1991-96. In addition, the eight in a row marks the second highest active streak in the country, only behind nine from Baylor. Furthermore, the Irish have claimed five ACC Tournament crowns.

Before this conference season, Notre Dame had compiled a 91-5 league record since joining the ACC for the 2013-14 season.

The loss to Clemson on Dec. 29 not only marked Notre Dame's first ACC loss at home, but also the first conference game loss at home since its BIG EAST days in 2012. The Irish had won 58 straight conference games

at home in that span.

HOME INVASION

With the loss to NC State on Jan. 12, the Irish slipped to 2-7 on the year inside Purcell Pavilion. The Irish have never finished with a losing home record under 33-year head coach Muffet McGraw - the closest being 7-7 for the 1991-92 season. In fact, their lone losing home record over their 10 seasons prior to McGraw's arrival came in 1980-81 (first year as an NCAA Division I program), when they went 6-7 under head coach Mary DiStanislaio.

31 POINTS FOR A FRESHMAN

On Dec. 11 versus No. 16 DePaul, Sam Brunelle exploded with a career high 31 points on 13-of-18 shooting. Brunelle is now 1-of-6 players in the ACC to record a 30+ point performance.

Her 31 points are tied for the seventh most in the country by a true freshman this year - top honor belongs to St. John's Leilani Correa, who scored 33 against Army.

When looking just at Notre Dame's freshmen history, Brunelle has tied both Skylar Diggins and Katryna Gaither for a freshman individual game scoring high.

Skylar Diggins poured in 31 points (13-21 FG) in an NCAA second round win over Vermont. It marked the most points ever by a Notre Dame rookie in an NCAA tourney game. In addition, Katryna Gaither had 31 points against Indiana on Nov. 24, 1995.

Jewell Loyd gives great reference in terms of Brunelle's performance against a ranked squad -- Loyd recorded 24 points against No. 3 Baylor, which marked the most points by a Notre Dame rookie against a ranked team since Jan. 26, 2002, when Jacqueline Batteast tallied 26 vs. No. 16 Virginia Tech. Prior to that, Alicia Ratay recorded 26 at No. 8 Rutgers on Feb. 19, 2000.

HIGHEST RANKED RECRUITING CLASS

Coach McGraw just signed her highest ranked recruiting class during her time at Notre Dame, reeling in the No. 3 ranked group in the 2020 recruiting class. The Irish received NLI's from Amirah Abdur-Rahim, No. 25 Alli Campbell, No. 44 Alasia Hayes, No. 32 Natalija Marshall and No. 23 Maddy Westfeld. It not only marks the highest ranked recruiting class in her tenure, but also ties the most commits as well.

"This is one of the best classes we've ever had," Coach McGraw stated. "Obviously down to six scholarship players right now so numbers was our first priority. We got four kids ranked in the top-50 and a top-3 recruiting class. All such a great fit for our program."

In addition, the Atlanta Tipoff Club announced those student-athletes on the 2020 Jersey Mike's Naismith



GAME BY GAME STARTING LINEUPS

DATE	OPPONENT	LINEUP					RECORD
11/5	Fordham	Snizek	Peoples	Walker	Brunelle	Vaughn	1-0
11/8	Loyola Maryland	Snizek	Peoples	Walker	Brunelle	Gilbert	1-0
11/11	Tennessee	Snizek	Peoples	Walker	Brunelle	Gilbert	1-1
11/14	Michigan St	Snizek	Peoples	Walker	Brunelle	Gilbert	1-2
11/20	Toledo	Snizek	Peoples	Walker	Brunelle	Gilbert	2-2
11/23	Michigan	Snizek	Cosgrove	Walker	Brunelle	Gilbert	1-0
11/28	FGCU	Snizek	Peoples	Walker	Brunelle	Gilbert	2-3
11/29	South Dakota St	Snizek	Peoples	Walker	Brunelle	Gilbert	2-4
11/30	USF	Snizek	Cosgrove	Walker	Brunelle	Gilbert	2-0
12/4	Minnesota	Snizek	Cosgrove	Walker	Brunelle	Gilbert	2-1
12/8	UConn	Snizek	Cosgrove	Walker	Brunelle	Gilbert	2-2
12/11	DePaul	Snizek	Peoples	Walker	Brunelle	Gilbert	2-5
12/29	Clemson	Gilbert	Peoples	Walker	Brunelle	Vaughn	0-1
1/2	Pittsburgh	Snizek	Peoples	Gilbert	Brunelle	Vaughn	1-0
1/5	Syracuse	Snizek	Gilbert	Walker	Brunelle	Vaughn	0-1
1/9	Boston College	Snizek	Gilbert	Walker	Brunelle	Vaughn	0-2
1/12	NC State	Snizek	Gilbert	Walker	Brunelle	Vaughn	0-3
1/16	Duke						
1/19	Miami						
1/26	Virginia						
1/30	Louisville						
2/2	Georgia Tech						
2/6	Wake Forest						
2/9	Pittsburgh						
2/13	Boston College						
2/16	Louisville						
2/20	Virginia Tech						
2/23	Syracuse						
2/27	North Carolina						
3/1	Florida St						

Season/Career Start Totals

Player	2019-20	Career	Streak
Sam Brunelle	17	17	17
Destinee Walker	16	67	3
Marta Snizek	16	66	4
Katlyn Gilbert	16	16	16
Anaya Peoples	10	10	
Mikayla Vaughn	6	6	5
Danielle Cosgrove	4	4	
Abby Prohaska	0	3	

Record When Starting

Player	2019-20	Career
Marta Snizek	6-10	6-10
Destinee Walker	5-11	5-11
Sam Brunelle	6-11	6-11
Katlyn Gilbert	5-11	5-11
Anaya Peoples	4-7	4-7
Mikayla Vaughn	2-4	2-4
Danielle Cosgrove	2-2	2-2
Abby Prohaska	0-0	2-1

Girls High School Trophy Watch List. Campbell, Marshall and Westfeld were all recognized as top-50 player of the year candidates.

IRONWOMEN

Four Notre Dame starters all rank within the top-15 in the ACC in minutes played:
 4th - Marta Snizek - 35.9
 6th - Destinee Walker - 35.2
 11th - Katlyn Gilbert - 33.6
 15th - Sam Brunelle - 33.0

GILBERT-PEOPLES CONNECTION

The on-the-court chemistry between guards Katlyn Gilbert and Anaya Peoples has been immediate and there’s no wonder way. Gilbert, from the Indianapolis area, and Peoples from Danville, Illinois, have played together every summer since they were seven and six years old, respectively. The duo first played on FBC together and later finished playing with Midwest Elite in Chicago.

ABILITY TO FINISH OFF THE GAME

The Irish have shown on multiple occasions their ability to execute and fight back, but not their ability to close. They recently suffered from this on Jan. 5 at Syracuse - up 10 within the first minute of the quarter, and later up four with 1:31 left, yet the Orange won 74-63 in overtime. Other examples include:

Dec. 4 vs. Minnesota – Down 18 in the 2nd quarter – took a 57-56 lead in the 4th quarter before losing 75-67.

Nov. 29 vs. South Dakota State – Down 16 in the 3rd quarter – took a 48-45 lead at the start of the 4th quarter before losing 65-59.

Nov. 14 vs. Michigan State – Down 13 in the 1Q – had chance to tie at the buzzer before losing 72-69.

*Exception: Nov. 23 at Michigan - Down 11 in the 2nd quarter - outscored the Wolverines 19-11 in final period to win 76-72.

PEOPLES - ACC ROOKIE OF THE WEEK

When the Cancun Challenge wrapped, freshman Anaya Peoples had garnered two major accolades: the Cancun All-Tournament Team and ACC Rookie of the Week.

Peoples averaged 17.3 points and 8.7 rebounds over three games in Cancun. Peoples led the Irish in both scoring and rebounding against No. 21 USF with 18 points and nine boards, helping Notre Dame earn its second ranked victory on the season.

Important to note that Peoples came just shy in the rebounding department in all three games of potential double-doubles (9/8/9 rebounds).



BRUNELLE SETS FRESHMAN RECORD

Never in the history of the Fighting Irish women's basketball program has a player started her ND career with five straight games in double figures ... until now. Freshman Sam Brunelle did just that and then more, recording a stretch of seven in a row before her streak came to an end vs. South Dakota State on Nov. 29.

TURNOVER TURMOIL

In seven games this season, Notre Dame has forced at least 20 turnovers:

Tennessee – 28
Michigan State - 20
Toledo – 21
Michigan – 24
South Dakota State – 22
Clemson - 21
Pitt - 21

Notre Dame ranks 1st in the ACC in turnovers forced, averaging 18.5 on the year. Furthermore, the Irish boast a +0.8 turnover margin, which ranks 4th in the league. The Irish also rank 2nd in the ACC in steals per game with an 9.0 average.

Speaking of steals, there are three Irish who all rank in the top-six in the ACC in steals: Sniezek 3rd with 2.1, Peoples 5th with 1.9 and Gilbert 6th with 1.9.

GILBERT'S CAREER HIGH STREAK ENDS

Last season, Gilbert played in six full games, before suffering a season-ending shoulder injury against Iowa on Nov. 29, 2018. A year later, Gilbert has returned in full force, leading the team in scoring with her 14.0 ppg, which ranks 14th in the ACC. In fact, Gilbert began the season with a career best stretch of 13 consecutive double-digit scoring performances.

Gilbert boasts two 20+ scoring effort under her belt, recording a career high of 25 points against No. 9 NC State.

BRUNELLE 4TH QUARTER SURGES

Trailing by seven points in the fourth quarter to Michigan State, Sam Brunelle tried spearheading the rally by scoring 11 of her 19 points in the final period alone. Brunelle connected on two treys in the quarter, including one with 10 seconds left to cut the deficit to one. Brunelle also got a final three-point attempt up at the buzzer to tie the game, but the shot came up just short.

Then at No. 21 Michigan on Nov. 23, Brunelle recorded a stretch in the fourth quarter in which she scored nine of the team's next 11 points, ultimately finishing with 12 points for the game.

Against Minnesota on Dec. 4, Brunelle tallied seven of

her 19 points in the fourth quarter, then later scored eight of her 31 points in the fourth vs. DePaul on Dec. 11.

AN IMPRESSIVE STREAK ENDED

A 12-year streak ended on Monday, Nov. 18, when Notre Dame exited the A.P. Top-25 poll. At the time, the Irish boasted the third highest active streak in the country with 234 straight weeks in the poll - only UConn and Baylor were higher. The streak dates back to the start of the 2007-08 season.

#24 CONTINUED

Putting on the No. 24 jersey in 2019 means big shoes to fill in South Bend. Though Arike's final two seasons with the Irish could never be replicated, grad transfer Destinee Walker is looking to step up to the plate.

It's been a long road back for Walker, who is competing in a full season for the first time in two years. Her only true injury-free season came her freshman year in 2015-16 at North Carolina, starting in 31-of-32 games played.

Walker leads the Irish with four 20+ scoring efforts on the year, including a season high of 27 in the win at No. 21 Michigan, which included a career day from three (5-for-8).

Walker hit the game-winning basket for the Irish in the 54-51 win over Toledo (11/20), tallying 12 points in the game. Later, Walker scored five crucial points in the final two minutes in the win at Pitt (1/2), totaling 16 for the game.

Lastly, the Orlando native has been the team's most reliable from the free-throw line as her 59 made free-throws leads the team and ranks 62nd in the country, while her .738 free-throw percentage ranks 11th in the ACC.

WHAT WE'VE LOST

Starters Ogunbowale, Young, Mabrey, Shepard and Turner went down as the most prolific scoring fivesome in NCAA Division I history. The ND quintet amassed a total of 10,230 points, becoming the first group to ever accumulate 10,000 points or more.

When you look at those who graduated/went to the WNBA, transferred or who are currently injured (Prohaska), the Irish have lost 3,259 points of their 3,454 team total from last season. That equates to 94.4 percent of their offense. Both the percentage and total rank as the most all-time lost for a power-five school.

Now last year's starters went on to make WNBA Draft history - becoming the first starting five to not only be drafted but do so in the first 20 picks. Jackie Young became the second Irish player in program history selected No. 1 overall, joining Jewell Loyd, when she

was picked by the Las Vegas Aces. Notre Dame joined Stanford, Tennessee and UConn as the only programs with multiple No. 1 overall selections.

Moments later, the Dallas Wings selected Arike Ogunbowale fifth overall. This marked the first time the Irish had two first round picks within the top five. History continued with the 11th overall pick, where the Atlanta Dream selected Brianna Turner, thus marking the first time Notre Dame had three first round picks. However, shortly after, the Mercury traded for the rights of Turner, shipping the forward to Phoenix, Arizona. Next up, Jessica Shepard went 16th overall to the Minnesota Lynx. Then Marina Mabrey completed the group after going 19th overall to the Los Angeles Sparks.

Furthermore, Ogunbowale, Young and Turner were later named to the WNBA All-Rookie Team, as ND became the first program to have three selections.

CHANGE IN COACHING

Out of 349 NCAA Division I women's basketball programs at the start of the 2018-19 season, Notre Dame was one of just six, whose head coach and three assistant coaches were together seven consecutive seasons. However, change met familiarity for the 2019-20 season. Just months after Coach McGraw's passionate Final Four speech about wanting more female leadership, Niele Ivey accepted an assistant coaching position with the Memphis Grizzlies, becoming the ninth active NBA female coach.

Enter a last name Notre Dame fans know all too well - Mabrey. Michaela ensures that a Mabrey will be on Notre Dame's campus for the eighth straight year. A 2016 alumna, her younger sister just graduated in 2019. Mabrey has spent one year coaching stints at Miami, Miami (Ohio) and LSU.

FRESHMEN STARTERS

A program rarity occurred in the season opener at Fordham, when Coach McGraw started freshmen Sam Brunelle and Anaya Peoples. It marked the first time two freshmen started a season opener for Notre Dame since the 2001-02 season opener in which Teresa Borton and Jacqueline Batteast started. And in that moment back in 2001, it marked the first time in 20 years two freshmen had started.

1,000 PROGRAM WINS

With the victory over Fordham on Nov. 5, the Irish became the 13th team to reach the 1,000-win milestone. The teams right in front of the Irish are:
No. 12 Maryland - 1,001 wins
No. 11 Western Kentucky - 1,004 wins
No. 10 Green Bay - 1,005 wins
(win total listed was before season kicked off)*



RING OF HONOR

On November 8, Natalie Achonwa joined Notre Dame's prestigious Ring of Honor. Achonwa becomes the sixth player to have a banner raised in the rafters, joining Ruth Riley-Hunter, Skylar Diggins-Smith, Niele Ivey, Beth (Morgan) Cunningham and Kayla McBride.

Donning an Irish uniform from 2010-14, Achonwa-led squads reached four consecutive Final Fours, including three NCAA title games. Achonwa accumulated an impressive 138-15 overall record (second most by a senior class) with a 60-4 mark in conference play, in addition to winning five combined regular season and conference tournament championships.

The Guelph, Ontario, native was a two-time All-American, three-time All-NCAA Regional nod and a two-time All-Conference selection (2013 Big East / 2014 ACC). Achonwa, who captained the Irish her senior year, now ranks 16th on the Irish all-time scoring list, amassing 1,546 points over her storied career.

ROSTER BREAKDOWN

A current breakdown of the healthy scholarship players on this year's team:

Freshmen - Brunelle, Peoples

Sophomores - Cosgrove, Gilbert

Junior - Vaughn

Senior - Cole (was a walk-on the past two years)

Grads - Sniezek, Walker

ACC NEWCOMER WATCH LIST

The Atlantic Coast Conference named freshmen Anaya Peoples and Sam Brunelle to its Newcomer Watch List, claiming two of the five spots on both the Blue Ribbon media poll and the coaches poll.

Brunelle and Peoples were top-20 ranked recruits, who comprised yet another top-10 ranked recruiting class for Karen & Kevin Keyes head coach Muffet McGraw and company. Brunelle, who was ranked No. 6 overall by espnW, was a two-time Naismith High School All-American and 2019 McDonald's All-American – won the three-point contest at the latter. Brunelle was also both the 2018 Gatorade Virginia Player of the Year and USA Today Virginia Player of the Year. Ultimately, she finished her prep career with 2,229 points and 1,272 rebounds.

Peoples, who was ranked fourth at her position, was a two-time Illinois Class 1A State champion at Dan Schlarman High, where she finished her prep career with 2,086 points. Peoples was a 2019 McDonald's All-American and Jordan Brand Classic member. In 2018, Peoples was a Naismith All-America honorable mention.

CHERYL MILLER AWARD WATCH LIST

The Naismith Memorial Basketball Hall of Fame and the Women's Basketball Coaches Association announced its watch list for the 2020 Cheryl Miller Award, with

freshman Sam Brunelle making the cut. The Cheryl Miller Award Watch List recognizes the top 20 small forwards in the country.

This marks the second consecutive year the Irish have had a representative on the Cheryl Miller Award Watch List. Last season, Jackie Young was a top-five finalist for the award.

STATISTICAL CHAMPION

The 2018-19 version of the Fighting Irish earned a statistical championship by season's end for the country's top offense. Averaging a blistering 88.6 points per game, it marks the first time in which the Irish finished as the nation's top offense. All-in-all, the Irish totaled 3,454 points.

Notre Dame's scoring average will also go down as the program's top offense as well. The 2013-14 Irish squad led by Kayla McBride and Natalie Achonwa previously held the record at 86.1 ppg (3,271 points in 38 games).

RECORD BREAKER X 3

Three players --> Four different record holders. Arike Ogunbowale became Notre Dame's all-time scoring leader on Feb. 21 vs Duke. The senior surpassed Skylar Diggins-Smith's record of 2,357 career points. In addition, Ogunbowale was just 1-of-5 Irish greats to score over 2,000 points, joining Ruth Riley, Katryna Gaither, Beth (Morgan) Cunningham and of course Skylar Diggins-Smith. Ogunbowale ultimately finished with 2,626 career points, which ranked third all-time in the ACC.

On March 9 in the ACC Semis vs Syracuse, Marina Mabrey became Notre Dame's made three-pointers record holder. Mabrey went 4-for-9 from deep, surpassing Alicia Ratay (262). The senior finished with 274 career made threes, which ranks eighth all-time in the ACC.

Next, on March 25 vs Michigan State, Brianna Turner became the new rebounding leader at Notre Dame, surpassing Ruth Riley's mark of 1,007. Turner finished with 1,048 rebounds.

However, Turner wasn't done there, becoming the program's new blocks leader on the game-clinching play of the National Semifinal vs. UConn. Turner surpassed Ruth Riley's 370 mark to finish with 372 --> third all-time in the ACC.

*Honorable Mention to Jessica Shepard, who after two years with the Irish, posted a 9.2 career rebounding average. That number qualifies for first all-time.

A 30-WIN CAMPAIGN

Notre Dame wrapped the 2018-19 year with a 35-4 overall record, marking the program's ninth consecutive 30-win season and 11th in school history. Nationally, only UConn has a longer active streak of 30-win seasons at 14, while Baylor matches the Irish with a streak that

began in 2010-11.

**Leading Scorer**

Kate Gilbert	6 (6)
Sam Brunelle	5 (5)
Destinee Walker	4 (4)
Anaya Peoples	3 (3)
Mikki Vaughn	1 (1)

Leading Rebounder

Anaya Peoples	9 (9)
Sam Brunelle	4 (4)
Mikayla Vaughn	2 (2)
Destinee Walker	2 (2)
Katlyn Gilbert	2 (2)
Marta Sniezek	1 (1)

Leader in Assists

Marta Sniezek	16 (16)
Katlyn Gilbert	3 (3)
Danielle Cosgrove	1 (1)
Abby Prohaska	0 (1)
Destinee Walker	1 (1)
Mikki Vaughn	1 (1)

20-Point Scoring Games

Opponents	12
Notre Dame	8
Destinee Walker	4
Katlyn Gilbert	2
Sam Brunelle	1
Anaya Peoples	1

30-Point Scoring Games

Opponents	1
Notre Dame	1
Sam Brunelle	1

Tip-Offs Controlled

Opponents	12
Notre Dame	5
Mikayla Vaughn	2-6
Sam Brunelle	3-10
Katlyn Gilbert	0-1

First Score

Opponents	9
Notre Dame	8
Anaya Peoples	4
Sam Brunelle	2
Katlyn Gilbert	1
Destinee Walker	1

Runs of 10 or Better

Opponents	6
Notre Dame	8

Largest Halftime Lead

18 vs Loyola MD, 11/8/19

Largest Halftime Deficit

27, at #4 UConn, 12/8/19

Largest Lead

28 vs Loyola MD (1:20 in 4Q), 11/8/19

Largest Deficit

35 vs NC State (2:08 in 3Q), 1/12/20

Largest Deficit Overcome to Win

11 at Michigan (2nd Q, 6:35, 33-22), 11/23/19

9 vs Toledo (2nd Q, 1:43, 31-22), 11/20/19

Largest Lead Given Out in Loss

11 vs DePaul (8:13 in 2Q, 12/12/19)

10 at Syracuse (9:50 in 4Q, 1/5/20)

Most Consecutive Points

17 at Fordham, 11/5/19

Most Consecutive Points (Opponent)

18, at #4 UConn, 12/8/19

16, vs FGCU, 11/28/19

15, at Syracuse 1/5/20

Double-Figure Points

Player	2019-20	Career
Katlyn Gilbert	15	16
Destinee Walker	14	54
Anaya Peoples	12	12
Sam Brunelle	12	12
Marta Sniezek	2	11
Mikayla Vaughn	2	5
Danielle Cosgrove	1	1

Double-Figure Rebounds

Player	2019-20	Career
Anaya Peoples	5	5
Sam Brunelle	2	2
Destinee Walker	1	2
Mikayla Vaughn	1	2

5-5-5 Games

(aka "Stat Sheet Stuffers")

Player	2019-20	Career
Marta Sniezek	3	9
Anaya Peoples	1	1
Katlyn Gilbert	1	1
Destinee Walker	0	1

Double-Doubles

Player	2019-20	Career
Anaya Peoples	3	3
Sam Brunelle	2	2
Destinee Walker	1	2
Mikayla Vaughn	1	1

Season Point Totals

Date	Opp.	OffTQ	Paint	2ndCh	FBreak	Bench
11/5	Fordham	14/13	32/22	14/9	9/3	16/8
11/8	Loyola MD	24/18	42/30	11/9	15/8	8/35
11/11	Tennessee	19/14	16/26	9/14	11/9	3/13
11/14	Michigan St	18/29	28/24	9/13	9/9	12/13
11/20	Toledo	16/8	24/28	7/2	6/2	3/13
11/23	Michigan	32/9	36/26	8/29	13/0	15/14
11/28	FGCU	9/20	26/34	2/13	12/10	3/11
11/29	South Dakota St	22/10	32/38	5/10	18/4	3/13
11/30	USF	23/20	34/24	5/17	17/6	18/27
12/4	Minnesota	10/11	44/22	8/14	10/4	11/3
12/8	UConn	11/23	36/34	5/21	8/13	19/12
12/11	DePaul	13/33	66/38	12/21	6/2	3/7
12/29	Clemson	16/20	28/32	10/15	10/7	2/10
1/2	Pitt	18/9	40/22	8/15	14/9	16/23
1/5	Syracuse	7/17	24/30	15/24	18/13	4/4
1/9	Boston College	9/21	36/34	10/24	7/10	12/14
1/12	NC State	10/22	22/38	11/15	8/5	6/30

*Notre Dame is listed first in each column

Points Off Turnovers

	Total	Average
Notre Dame	271	15.9
Opponents	297	17.5

Points in the Paint

	Total	Average
Notre Dame	566	33.3
Opponents	502	29.5

Second Chance Points

	Total	Average
Notre Dame	149	8.8
Opponents	265	15.6

Fast Break Points

	Total	Average
Notre Dame	191	11.2
Opponents	114	6.7

Bench Scoring

	Total	Average
Notre Dame	154	9.1
Opponents	250	14.7



KATIE COLE

2

5-10 // SENIOR // GUARD

TOLEDO, OHIO

SYLVANIA NORTHVIEW

SEASON BESTS

Pts: 3 (vs DePaul, 12/11/19)
 Rebs: 5 (vs DePaul, 12/11/19)
 FGM: 1, 5x (last vs DePaul, 12/11/19)
 FGA: 3, 2x (last vs Clemson, 12/29/19)
 3FGM: 2 (vs Clemson, 12/29/19)
 3FGA: 1, 2x (last vs DePaul, 12/11/19)
 FTM: 4 (vs DePaul, 12/11/19)
 Ast: 2 (vs DePaul, 12/11/19)
 Blk: 1 (vs Minnesota, 12/4/19)
 Stl: 2, 2x (last vs DePaul, 12/11/19)
 Min: 21 (vs DePaul, 12/11/19)

CAREER BESTS

Pts: 5, 2x (last at Wake Forest, 12/31/17)
 Rebs: 5 (vs DePaul, 12/11/19)
 FGM: 2, 2x (last at Wake Forest, 12/31/17)
 FGA: 4 (vs Mount, 11/11/17)
 3FGM: 1, 6x (last vs CSUN, 3/16/18)
 3FGA: 2, 4x (last vs Clemson, 12/29/19)
 FTM: 1, 3x (last vs DePaul, 12/11/19)
 FTA: 4 (vs DePaul, 12/11/19)
 Ast: 2 (vs DePaul, 12/11/19)
 Blk: 1, 4x (last vs Minnesota, 12/4/19)
 Stl: 2, 3x (last vs DePaul, 12/11/19)
 Min: 21 (vs DePaul, 12/11/19)

UPDATE

- Played in all 17 games, averaging 9.3 minutes off the bench.
- Awarded a scholarship for her senior season.
- Played a career high 21 minutes against DePaul on Dec. 11 - grabbed a career best 5 boards to go with her season high 3 points.
- Saw five minutes of action in the season opener at Fordham. Marked her first appearance since her sophomore campaign after sitting out her junior year with a knee injury.

SEASON

0..... Double-Figure Scoring.....0

CAREER

2019-20 GAME-BY-GAME STATISTICS

Date	Opponent	GS	MIN	FG-A	3P-A	FT-A	RB	PF	A	TO	ST	BL	PTS
11/5	@ Fordham	5	0-0	0-0	0-0	0-0-0	0	0	0	0	0	0	0
11/8	Loyola MD	8	1-1	0-0	0-0	0-1-1	1	0	0	0	0	0	2
11/11	Tennessee	7	0-0	0-0	0-0	0-0-0	2	0	0	2	0	0	0
11/14	Michigan St	11	0-1	0-0	0-0	0-0-0	2	0	1	0	0	0	0
11/20	Toledo	3	0-0	0-0	1-2	1-1-2	2	1	0	0	0	0	1
11/23	@ Michigan	15	1-1	0-0	0-0	1-0-1	4	0	1	1	1	0	2
11/28	vs FGCU	14	0-0	0-0	0-0	1-0-1	2	1	2	0	0	0	0
11/29	vs South Dakota St	11	0-1	0-1	0-0	0-0-0	0	0	0	1	0	0	0
11/30	vs USF	7	0-1	0-0	0-0	1-1-2	0	0	0	0	0	0	0
12/4	Minnesota	8	1-2	0-1	0-0	1-2-3	1	0	0	0	1	2	2
12/8	@ UConn	11	1-3	0-0	0-0	1-1-2	1	0	1	0	0	0	2
12/11	DePaul	21	1-2	0-0	1-4	4-1-5	0	2	2	2	0	0	3
12/29	Clemson	17	0-3	0-2	0-0	1-3-4	1	0	2	1	0	0	0
1/2	@ Pittsburgh	8	0-1	0-0	0-0	0-0-0	3	1	0	0	0	0	0
1/5	@ Syracuse	2	0-0	0-0	0-0	1-0-1	0	0	0	0	0	0	0
1/9	Boston College	2	0-0	0-0	0-0	0-0-0	2	0	0	0	0	0	0
1/12	NC State	9	0-0	0-0	0-0	0-1-1	1	0	0	0	0	0	0
1/16	@ Duke												
1/19	Miami												
1/26	@ Virginia												
1/30	Louisville												
2/2	@ Georgia Tech												
2/6	@ Wake Forest												
2/9	Pittsburgh												
2/13	@ Boston College												
2/16	@ Louisville												
2/20	Virginia Tech												
2/23	Syracuse												
2/27	UNC												
3/1	@ Florida St												

COLE'S OVERALL CAREER STATISTICS

SEASON	TEAM	GP-GS	MIN/AVG	FG-FGA	FG%	3FG-FGA	3FG%	FT-FTA	FT%	OFF	DEF	TOT	AVG	PF-FO	AST	TO	BLK	STL	PTS	AVG
2017-18	ND	24-0	120/5.0	11-28	.393	6-17	.353	1-3	.333	5	11	16	0.7	11-0	2	9	3	6	29	1.2
2019-20	ND	17-0	157/9.3	5-16	.313	0-4	.000	2-6	.333	12	11	23	1.4	22-0	5	9	1	7	12	0.7
TOTAL		41-0	277/6.8	16-44	.364	6-21	.286	3-9	.333	17	22	39	1.0	33-0	7	18	4	13	41	1.0



KATLYN GILBERT 10

5-10 // SOPHOMORE // GUARD

INDIANAPOLIS, INDIANA

HERITAGE CHRISTIAN

SEASON BESTS

Pts: 25 (vs NC State, 1/12/20)
 Rebs: 8, 2x (last vs USF, 11/30/19)
 FGM: 12 (vs NC State, 1/12/20)
 FGA: 26 (vs NC State, 1/12/20)
 3FGM: 2 (at UConn, 12/8/19)
 3FGA: 5 (at UConn, 12/8/19)
 FTM: 6 (vs Loyola MD, 11/8/19)
 FTA: 9 (at Fordham, 11/5/19)
 Ast: 9 (vs Clemson, 12/29/19)
 Blk: 2, 2x (vs DePaul, 12/11/19)
 Stl: 4, 3x (last vs NC State, 1/12/20)
 Min: 39, 2x (last vs Clemson, 12/29/19)

CAREER BESTS

Pts: 25 (vs NC State, 1/12/20)
 Rebs: 8, 2x (last vs USF, 11/30/19)
 FGM: 12 (vs NC State, 1/12/20)
 FGA: 26 (vs NC State, 1/12/20)
 3FGM: 2 (at UConn, 12/8/19)
 3FGA: 5 (at UConn, 12/8/19)
 FTM: 6 (vs Loyola MD, 11/8/19)
 FTA: 9 (at Fordham, 11/5/19)
 Ast: 9 (vs Clemson, 12/29/19)
 Blk: 2, 2x (vs DePaul, 12/11/19)
 Stl: 4, 4x (last vs NC State, 1/12/20)
 Min: 39, 2x (last vs Clemson, 12/29/19)

UPDATE

- Played in all 17 games, starting in all but the season opener. Averages 33.6 minutes/game - ranks 11th in the ACC.
- Recorded a career best streak of 13 double-digit scoring games in a row to start the season before it came to an end at Pitt on Jan. 2 with 8 points.
- With freshman eligibility, Gilbert's 14.5 scoring average ranks third for a freshman at ND all-time. The top spot belongs to Beth Morgan (17.9).
- Gilbert's 14.5 ppg also ranks 11th in the ACC. She boasts the most double-digit scoring games on the team with 15.
- Went off against No. 9 NC State (1/12) with a career high 25 points on 12 made field goals.
- Her 1.9 steals/game ranks 6th in the ACC.
- Scored 11 of her 15 points at No. 4 UConn (12/8) in the second half. Prior, Gilbert scored all 15 of her points in the second half vs. Minnesota (12/4) - 8 of which came in the 4th quarter.
- Tied her career high of 8 rebounds against USF (11/30) to go along with her 11 points.
- Made the most of her first career start, leading the Irish with a career high 24 points on 9-of-15 shooting from the floor, including a career best 6-of-9 from the line. Also reeled in a career best 6 boards.
- In her first game back since Nov. 29, 2018, Gilbert shone bright, co-leading the Irish with 14 points.
- Last season, Gilbert separated her right shoulder in the win over No. 14 Iowa (11/29). Had surgery to repair the damage and sat out the remainder of the season.
- Gilbert & Peoples have played together every summer since they were seven & six years old, respectively.

SEASON

15 Double-Figure Scoring 16
 2 20+ Point Games 2

CAREER

KEY STATISTICS

POINTS	FG%	ASSISTS	STEALS
14.5	.406	2.0	1.9
LEADS TEAM	3RD ON TEAM	2ND ON TEAM	2ND ON TEAM
11TH IN ACC			6TH IN ACC

2019-20 GAME-BY-GAME STATISTICS

Date	Opponent	GS	MIN	FG-A	3P-A	FT-A	RB	PF	A	TO	ST	BL	PTS
11/5	@ Fordham		30	5-9	0-0	4-9	2-3-5	1	0	3	2	1	14
11/8	Loyola MD	*	33	9-15	0-1	6-7	3-3-6	2	2	4	1	1	24
11/11	Tennessee	*	37	6-15	0-1	0-0	0-2-2	3	2	3	1	0	12
11/14	Michigan St	*	38	9-16	0-0	3-4	1-3-4	2	0	8	4	2	19
11/20	Toledo	*	39	4-15	0-1	3-4	1-7-8	0	0	2	3	0	11
11/23	@ Michigan	*	29	4-11	0-2	4-6	1-5-6	3	4	2	4	0	12
11/28	vs FGCU	*	31	6-12	1-3	1-2	1-6-7	3	2	5	1	0	14
11/29	vs South Dakota St	*	27	7-11	0-1	3-4	0-5-5	3	2	3	2	0	17
11/30	vs USF	*	35	5-9	1-1	0-2	1-7-8	0	1	5	0	1	11
12/4	Minnesota	*	38	7-13	1-2	0-0	3-4-7	2	1	1	0	0	15
12/8	@ UConn	*	37	6-15	2-5	1-4	1-2-3	2	0	1	3	0	15
12/11	DePaul	*	32	5-17	1-2	5-7	0-3-3	2	4	6	3	2	16
12/29	Clemson	*	39	5-19	1-3	5-6	1-5-6	3	9	7	1	0	16
1/2	@ Pittsburgh	*	34	3-11	0-1	2-2	1-5-6	2	4	2	2	0	8
1/5	@ Syracuse	*	26	3-15	0-2	0-0	0-2-2	3	1	3	1	0	6
1/9	Boston College	*	30	4-15	1-2	2-2	1-1-2	2	1	4	0	0	11
1/12	NC State	*	35	12-26	0-3	1-2	0-4-4	0	1	4	4	0	25
1/16	@ Duke												
1/19	Miami												
1/26	@ Virginia												
1/30	Louisville												
2/2	@ Georgia Tech												
2/6	@ Wake Forest												
2/9	Pittsburgh												
2/13	@ Boston College												
2/16	@ Louisville												
2/20	Virginia Tech												
2/23	Syracuse												
2/27	UNC												
3/1	@ Florida St												

GILBERT'S OVERALL CAREER STATISTICS

SEASON	TEAM	GP-GS	MIN/AVG	FG-FGA	FG%	3FG-FGA	3FG%	FT-FTA	FT%	OFF DEF TOT	AVG	PF-FO	AST	TO	BLK	STL	PTS	AVG
2018-19	ND	7-0	111/15.9	9-20	.450	1-5	.200	6-8	.750	4 11 15	2.1	11-0	2	8	1	6	25	3.6
2019-20	ND	17-16	571/33.6	99-244	.406	8-30	.267	40-61	.656	17 67 84	4.9	33-0	34	63	7	32	246	14.5
TOTAL		24-16	683/28.4	108-264	.409	9-35	.257	46-69	.667	21 78 99	4.1	44-0	36	71	8	38	271	11.3



ABBY PROHASKA 12

5-10 // SOPHOMORE // GUARD

LIBERTY TOWNSHIP, OHIO

LAKOTA WEST

SEASON BESTS

Pts:
Rebs:
FGM:
FGA:
3FGM:
3FGA:
FTM:
FTA:
Ast:
Blk:
Stl:
Min:

CAREER BESTS

Pts: 6, 2x (last vs FSU, 2/10/19)
Rebs: 5, 2x (last vs FSU, 2/10/19)
FGM: 3 (vs FSU, 2/10/19)
FGA: 5 (vs Duke, 2/21/19)
3FGM: 1, 2x (last vs Syracuse, 3/9/19)
3FGA: 2 (vs Syracuse, 3/9/19)
FTM: 4 (vs Harvard, 11/9/18)
FTA: 4, 2x (last at Boston College, 2/13/19)
Ast: 4, 2x (last vs WKU, 12/19/18)
Blk: 1 (vs Iowa, 11/29/18)
Stl: 4, 2x (last at Virginia Tech, 1/16/19)
Min: 30 (vs Drake, 11/23/18)

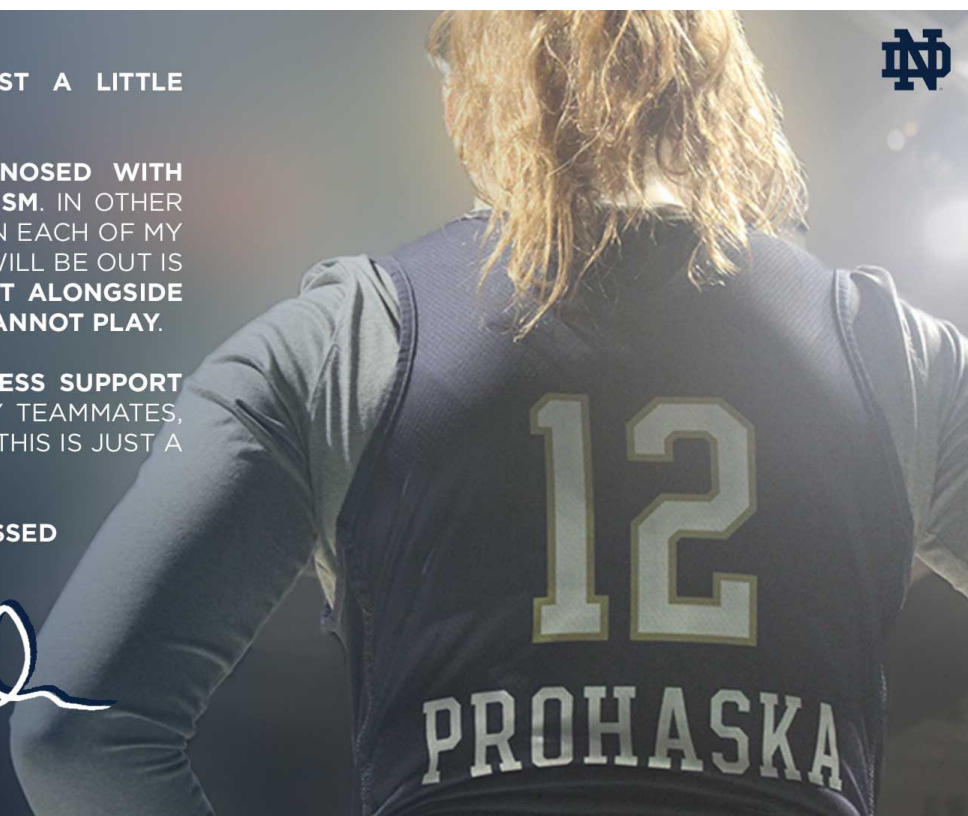
I AM APPROACHING THIS POST A LITTLE DIFFERENTLY TODAY...

RECENTLY, I HAVE BEEN **DIAGNOSED WITH BILATERAL PULMONARY EMBOLISM**. IN OTHER WORDS, I HAVE A BLOOD CLOT IN EACH OF MY LUNGS. THE AMOUNT OF TIME I WILL BE OUT IS INDEFINITE, BUT I WILL BE **RIGHT ALONGSIDE THIS TEAM FOR EVERY GAME I CANNOT PLAY**.

I AM THANKFUL FOR THE **ENDLESS SUPPORT AND LOVE** FROM MY FAMILY, MY TEAMMATES, MY COACHES, AND MY FRIENDS. THIS IS JUST A BUMP IN THE ROAD.

#SEETHEFUTURE #BLESSED

Abby Prohaska



PROHASKA'S OVERALL CAREER STATISTICS

SEASON	TEAM	GP-GS	MIN/AVG	FG-FGA	FG%	3FG-FGA	3FG%	FT-FTA	FT%	OFF	DEF	TOT	AVG	PF-FO	AST	TO	BLK	STL	PTS	AVG
2018-19	ND	38-3	547/14.4	18-49	.367	2-7	.286	20-26	.769	25	44	69	1.8	58-0	43	30	1	30	58	1.5
TOTAL		38-3	547/14.4	18-49	.367	2-7	.286	20-26	.769	25	44	69	1.8	58-0	43	30	1	30	58	1.5



MARTA SNIEZEK

13

5-8 // GRADUATE // GUARD

MCLEAN, VIRGINIA

STANFORD // NATIONAL CATHEDRAL

UPDATE

- Started in all 16 games in which she's played, averaging 35.9 minutes, which ranks 4th in the ACC.
- The defensive catalyst of the team. Sniezek has taken 20 charges this season, which breaks the record set by Kristina Nelson in the 2017-18 championship season. Sniezek has taken a charge in 10 consecutive games.
- In addition, Sniezek averages 2.1 steals/game, which ranks 3rd in the ACC.
- Averaging 5.9 assists/game which ranks 10th in the nation and 2nd in the ACC - only behind Virginia Tech's Taja Cole (6.3). Her 1.3 A/TO ratio ranks 13th in the league.
- Recorded two double-digit assist performances, which ties UNC's Shayla Bennett for the most in the league.
- Tied her career high in steals with six at Syracuse on Jan. 5 to go with her 10 assists.
- Dished out a season best 12 assists against DePaul on Dec. 11, one shy of her career high at Stanford. Sniezek is 1-of-7 ACC players to produce a 10+ assist game and tied for the league high with 12.
- Sniezek notched back-to-back games with double-digit points for just the third time in her career, which included a career high 14 points at No. 4 UConn (12/8).
- Took 4 charges against South Dakota State and then took 4 charges the very next day vs. USF in Cancun.
- Irish up three with two minutes remaining against Toledo (11/20), Sniezek recorded a clutch steal which Walker converted to points, extending the lead to 54-49, for the eventual 54-51 win.
- Fun Fact: 1-of-9 siblings in her family.
- Fun Fact: In 2015, she was both the Washington D.C. Gatorade Basketball Player of the Year and the Soccer Player of the Year.

SEASON BESTS

Pts: 14 (at UConn, 12/8/19)
Rebs: 7 (vs Loyola MD, 11/8/19)
FGM: 5 (at UConn, 12/8/19)
FGA: 8 (at UConn, 12/8/19)
3FGM: 1, 2x (last at UConn, 12/8/19)
3FGA: 4 (at UConn, 12/8/19)
FTM: 4, 2x (last vs Minnesota, 12/4/19)
FTA: 6 (vs FGCU, 11/28/19)
Ast: 12 (vs DePaul, 12/11/19)
Blk: 1, 2x (last vs USF, 11/30/19)
Stl: 6 (at Syracuse, 1/5/20)
Min: 42 (at Syracuse, 1/5/20)

CAREER BESTS

Pts: 14 (at UConn, 12/8/19)
Rebs: 10 (vs USC, 12/31/17)
FGM: 5, 3x (last at UConn, 12/8/19)
FGA: 12 (vs Belmont, 11/24/17)
3FGM: 3, 2x (last vs Utah, 2/9/18)
3FGA: 8 (vs Belmont, 11/24/17)
FTM: 6, 2x (last vs USC, 3/2/18)
FTA: 9 (vs Tennessee, 12/16/15)
Ast: 13 (vs Washington, 3/4/16)
Blk: 1, 9x (last vs USF, 11/30/19)
Stl: 6, 2x (last at Syracuse, 1/5/20)
Min: 42 (at Syracuse, 1/5/20)

SEASON

2.....Double-Figure Scoring.....11
0.....Double-Figure Rebounds.....1
2.....Double-Figure Assists.....4

CAREER

KEY STATISTICS

POINTS	ASSISTS	STEALS	CHARGES TAKEN
4.1	5.9	2.1	20
6TH ON TEAM	2ND IN ACC 10TH IN NATION	LEADS TEAM 3RD IN ACC	LEADS TEAM

2019-20 GAME-BY-GAME STATISTICS

Date	Opponent	GS	MIN	FG-A	3P-A	FT-A	RB	PF	A	TO	ST	BL	PTS
11/5	@ Fordham	*	38	0-3	0-0	1-2	0-4-4	0	6	5	3	0	1
11/8	Loyola MD	*	29	0-0	0-0	2-2	0-7-7	3	6	6	2	0	2
11/11	Tennessee	*	37	1-5	0-1	3-3	0-4-4	5	4	2	1	0	5
11/14	Michigan St	*	38	0-3	0-0	0-0	0-4-4	4	8	3	1	0	0
11/20	Toledo	*	34	0-0	0-0	2-2	0-1-1	3	3	4	2	1	2
11/23	@ Michigan	*	39	2-3	0-1	2-2	0-4-4	4	5	6	5	0	6
11/28	vs FGCU	*	35	2-2	1-1	4-6	0-3-3	4	5	6	0	0	9
11/29	vs South Dakota St	*	34	2-3	0-0	1-2	0-4-4	4	2	4	0	0	5
11/30	vs USF	*	34	3-4	0-0	0-0	1-5-6	5	5	3	1	1	6
12/4	Minnesota	*	40	3-6	0-0	4-5	0-2-2	4	8	4	1	0	10
12/8	@ UConn	*	40	5-8	1-4	3-3	0-1-1	2	6	6	4	0	14
12/11	DePaul	*	39	1-4	0-0	0-0	1-4-5	4	12	6	3	0	2
12/29	Clemson		DNP										
1/2	@ Pittsburgh	*	35	0-5	0-0	1-2	0-0-0	2	4	2	1	0	1
1/5	@ Syracuse	*	42	0-6	0-2	0-0	0-5-5	2	10	7	6	0	0
1/9	Boston College	*	30	0-1	0-0	0-0	0-3-3	3	8	3	1	0	0
1/12	NC State	*	29	0-1	0-0	2-2	0-4-4	4	2	4	3	0	2
1/16	@ Duke												
1/19	Miami												
1/26	@ Virginia												
1/30	Louisville												
2/2	@ Georgia Tech												
2/6	@ Wake Forest												
2/9	Pittsburgh												
2/13	@ Boston College												
2/16	@ Louisville												
2/20	Virginia Tech												
2/23	Syracuse												
2/27	UNC												
3/1	@ Florida St												

SNIEZEK'S OVERALL CAREER STATISTICS

SEASON	TEAM	GP-GS	MIN/AVG	FG-FGA	FG%	3FG-FGA	3FG%	FT-FTA	FT%	OFF	DEF	TOT	AVG	PF-FO	AST	TO	BLK	STL	PTS	AVG
2015-16	Stan	35-9	656/18.7	35-99	.354	4-17	.235	28-42	.667	8	48	56	1.6	27-0	109	63	1	21	102	2.9
2016-17	Stan	38-9	948/24.9	56-149	.376	6-20	.300	54-75	.720	6	100	106	2.8	64-0	169	93	3	51	172	4.5
2017-18	Stan	35-32	971/27.7	56-156	.359	20-59	.339	61-90	.678	7	115	122	3.5	68-1	150	78	3	38	193	5.5
2019-20	ND	16-16	574/35.9	19-54	.352	2-9	.222	25-31	.806	2	55	57	3.6	53-2	94	71	2	34	65	4.1
TOTAL FOR ND		16-16	574/35.9	19-54	.352	2-9	.222	25-31	.806	2	55	57	3.6	53-2	94	71	2	34	65	4.1
TOTAL		124-66	3149/25.4	166-458	.362	32-105	.305	168-238	.706	23	318	341	2.8	212-3	522	305	9	144	532	4.3



NICOLE BENZ

20

5-8 // JUNIOR // GUARD

VALENCIA, CALIF.

WILLIAM S. HART

SEASON BESTS

Pts: 2 (vs NC State, 1/12/20)
 Rebs: 1 (vs NC State, 1/12/20)
 FGM: 2 (vs NC State, 1/12/20)
 FGA: 2 (vs NC State, 1/12/20)
 3FGM: 1 (vs NC State, 1/12/20)
 3FGA: 1, 2x (last vs NC State, 1/12/20)
 FTM: 1 (vs NC State, 1/12/20)
 FTA: 1 (vs NC State, 1/12/20)
 Ast: 1 (vs NC State, 1/12/20)
 Blk: 1 (vs NC State, 1/12/20)
 Stl: 1 (vs NC State, 1/12/20)
 Min: 2, 3x (last vs NC State, 1/12/20)

CAREER BESTS

Pts: 3 (vs UNC, 2/1/18)
 Rebs: 3 (vs Harvard, 11/9/18)
 FGM: 1, 4x (last vs Virginia, 3/3/19)
 FGA: 2, 7x (last vs Virginia, 3/3/19)
 3FGM: 1 (vs UNC, 2/1/18)
 3FGA: 2, 2x (last vs Villanova, 3/18/18)
 FTM: 2 (vs Harvard, 11/9/18)
 FTA: 2 (vs Harvard, 11/9/18)
 Ast: 1, 2x (last at Marquette, 12/22/18)
 Blk: 1 (vs Harvard, 11/9/18)
 Stl: 1 (vs Harvard, 11/9/18)
 Min: 10 (vs Binghamton, 12/16/18)

UPDATE

- Was the third walk-on for the Irish for the 2017-18 championship season, where she made 13 appearances on the year.
- Started the 2018-19 season as a student-manager before receiving the call-up once again right before the season opener.
- Recipient of the Elite 90 award at the 2019 Final Four - which recognizes the student-athlete with the highest GPA at a championship event.
- Now 1-of-4 total walk-ons on this year's squad.
- Drained a three against No. 9 NC State on Jan. 12, collecting her first points of the season.

2019-20 GAME-BY-GAME STATISTICS

Date	Opponent	GS	MIN	FG-A	3P-A	FT-A	RB	PF	A	TO	ST	BL	PTS
11/5	@ Fordham	DNP											
11/8	Loyola MD	2		0-0	0-0	0-0	0	1	0	0	0	0	0
11/11	Tennessee	DNP											
11/14	Michigan St	DNP											
11/20	Toledo	DNP											
11/23	@ Michigan	DNP											
11/28	vs FGCU	1		0-0	0-0	0-0	0-0-0	0	0	0	0	0	0
11/29	vs South Dakota St	1		0-0	0-0	0-0	0-0-0	0	0	0	0	0	0
11/30	vs USF	DNP											
12/4	Minnesota	DNP											
12/8	@ UConn	2		0-1	0-1	0-0	0-0-0	0	0	0	0	0	0
12/11	DePaul	2		0-0	0-0	0-0	0-0-0	0	0	0	0	0	0
12/29	Clemson	1		0-0	0-0	0-0	0-0-0	0	0	0	0	0	0
1/2	@ Pittsburgh	DNP											
1/5	@ Syracuse	DNP											
1/9	Boston College	DNP											
1/12	NC State	2		1-2	1-1	0-0	0-0-0	0	0	0	0	0	0
1/16	@ Duke												
1/19	Miami												
1/26	@ Virginia												
1/30	Louisville												
2/2	@ Georgia Tech												
2/6	@ Wake Forest												
2/9	Pittsburgh												
2/13	@ Boston College												
2/16	@ Louisville												
2/20	Virginia Tech												
2/23	Syracuse												
2/27	UNC												
3/1	@ Florida St												

BENZ'S OVERALL CAREER STATISTICS

SEASON	TEAM	GP-GS	MIN/AVG	FG-FGA	FG%	3FG-FGA	3FG%	FT-FTA	FT%	OFF	DEF	TOT	AVG	PF-FO	AST	TO	BLK	STL	PTS	AVG
2017-18	ND	13-0	27/2.1	1-7	.143	1-7	.143	0-0	.000	3	6	9	0.7	1-0	0	1	0	0	3	0.2
2018-19	ND	23-0	72/3.1	3-15	.200	0-7	.000	2-2	1.000	2	14	16	0.7	3-0	2	3	0	0	8	0.3
2019-20	ND	7-0	9/1.3	1-3	.333	1-2	.500	0-0	.000	0	0	0	0.0	1-0	0	0	0	0	3	0.4
TOTAL		43-0	108/2.5	5-25	.200	2-16	.125	2-2	1.000	5	20	25	0.6	5-0	2	4	0	0	14	0.3



ANAYA PEOPLES 21

5-10 // FRESHMAN // GUARD

DANVILLE, ILLINOIS

SCHLARMAN

SEASON BESTS

Pts: 22 (vs DePaul, 12/11/19)
 Rebs: 15 (vs DePaul, 12/11/19)
 FGM: 11 (vs DePaul, 12/11/19)
 FGA: 16 (at UConn, 12/8/19)
 3FGM: 1, 2x (last vs USF, 11/30/19)
 3FGA: 4 (at UConn, 12/8/19)
 FTM: 5, 2x (last vs USF, 11/30/19)
 FTA: 9, 2x (last vs USF, 11/30/19)
 Ast: 6 (vs Minnesota, 12/4/19)
 Blk: 2, 4x (last at Syracuse, 1/5/20)
 Stl: 4, 3x (last vs Clemson, 12/29/19)
 Min: 39 (vs South Dakota State, 11/29/19)

CAREER BESTS

Pts: 22 (vs DePaul, 12/11/19)
 Rebs: 15 (vs DePaul, 12/11/19)
 FGM: 11 (vs DePaul, 12/11/19)
 FGA: 16 (at UConn, 12/8/19)
 3FGM: 1, 2x (last vs USF, 11/30/19)
 3FGA: 4 (at UConn, 12/8/19)
 FTM: 5, 2x (last vs USF, 11/30/19)
 FTA: 9, 2x (last vs USF, 11/30/19)
 Ast: 6 (vs Minnesota, 12/4/19)
 Blk: 2, 4x (last at Syracuse, 1/5/20)
 Stl: 4, 3x (last vs Clemson, 12/29/19)
 Min: 39 (vs South Dakota State, 11/29/19)

KEY STATISTICS

POINTS	REBOUNDS	FG%	STEALS
12.6	8.1	.457	1.9
4TH ON TEAM	LEADS TEAM	2ND ON TEAM	2ND ON TEAM
	11TH IN ACC	7TH IN ACC	5TH IN ACC

UPDATE

- Played in all 17 games, starting in 10. Averages 31.6 minutes/game.
- ACC Freshman of the Year? -- Peoples leads all ACC freshmen rebounds (8.1), shooting percentage (.457) and steals (1.9), while ranking second in points (12.6) behind ND's Sam Brunelle.
- Left the NC State game (1/12) midway through the second quarter after re aggravating her shoulder injury sustained at Syracuse.
- Her 8.1 rebounds/game leads the team and ranks 11th in the ACC. Peoples also ranks 11th in the ACC in offensive rebounds (2.7) and 13th in defensive boards (5.4). In addition, her 8.1 rebounding average ranks 10th in the nation among true freshmen guards.
- Her 8.1 rebounding average would rank third all-time as a freshman at ND, ranking behind just Shari Matvey (10.2) and Mary Beth Schueth (9.1).
- There are only 6 true freshmen in the country averaging over 12.5 ppg and 8 rpg: Anaya Peoples, Texas Tech's Alexis Tucker, Evansville's Abby Feit, UC Santa Barbara's Ila Lane, South Carolina's Aliyah Boston and Oregon State's Taylor Jones. Of that group, Peoples does boast the most steals.
- Peoples' three double-doubles ranks 2nd in the ACC for freshmen only, behind Pitt's Amber Brown (5).
- Peoples' 12.6 ppg ranks 30th in the nation among true freshmen, while her 8.1 rpg ranks 12th.
- Peoples has been the most efficient guard from the field, knocking down 45.7 percent of her shots, which ranks 7th in the ACC.
- Brunelle (12.9 ppg) and Peoples (12.6 ppg) are looking to become the highest scoring freshmen duo in program history. There have only been two other freshman pairs in ND history to finish the season with double-digit scoring averages: Arike Ogunbowale (11.4) and Marina Mabrey (10.7), 2015-16 // Mary Beth Schueth (13.0) and Carries Bates (12.4), 1981-82.
- Garnered career highs in both rebounds (15) and points (22) vs. DePaul on Dec. 11.
- Named to the Cancun Challenge All-Tournament Team, along with earning ACC Rookie of the Week honors. Peoples averaged 17.3 points and 8.7 rebounds down in Cancun. Peoples nearly achieved a double-double in each game, reeling in 9, 9 boards, respectively.
- Averaging 1.9 steals/game, which ranks 5th in the ACC.
- Peoples and Brunelle became the first pair of freshmen starters for a season opener since Teresa Borton & Jacqueline Batteast started the 2001-02 season opener.
- Gilbert & Peoples have played together every summer since they were seven & six years old, respectively.
- Tallied 11 points & 7 rebounds in her Irish debut at Fordham. Peoples scored seven of her points in the third quarter. The freshman then grabbed a critical offensive board off a missed free throw with nine seconds left, before returning to the line to ice the 60-55 win.

SEASON

SEASON	CAREER
12.....	Double-Figure Scoring.....12
4.....	Double-Figure Rebounding.....4
3.....	Double-Doubles.....3
1.....	20-Point Games.....1

2019-20 GAME-BY-GAME STATISTICS

Date	Opponent	GS	MIN	FG-A	3P-A	FT-A	RB	PF	A	TO	ST	BL	PTS
11/5	@ Fordham	*	24	3-9	0-1	5-9	3-4-7	3	1	1	1	0	11
11/8	Loyola MD	*	32	9-14	0-0	1-5	2-5-7	2	3	1	2	2	19
11/11	Tennessee	*	31	3-11	1-2	2-6	1-4-5	2	2	1	4	1	9
11/14	Michigan St	*	26	6-10	0-0	3-7	2-1-3	3	1	0	0	2	15
11/20	Toledo	*	32	3-10	0-0	1-3	2-4-6	5	1	3	1	0	7
11/23	@ Michigan	*	30	5-12	0-2	3-4	2-3-5	3	1	0	2	1	13
11/28	vs FGCU	*	36	8-13	0-1	3-4	1-8-9	1	0	3	1	1	19
11/29	vs South Dakota St	*	39	6-12	0-0	3-6	1-7-8	4	1	1	4	0	15
11/30	vs USF	*	33	6-7	1-1	5-9	1-8-9	2	2	0	3	1	18
12/4	Minnesota	*	37	4-13	0-1	1-1	2-12-14	2	6	1	1	2	9
12/8	@ UConn	*	35	8-16	0-4	1-2	5-6-11	3	3	1	0	1	17
12/11	DePaul	*	37	11-15	0-0	0-2	7-8-15	3	3	5	2	1	22
12/29	Clemson	*	36	5-12	0-2	4-6	2-5-7	4	0	3	4	1	14
1/2	@ Pittsburgh	*	30	3-10	0-0	4-7	5-6-11	4	2	3	3	1	10
1/5	@ Syracuse	*	38	0-7	0-1	4-8	4-7-11	1	2	6	2	2	4
1/9	Boston College	*	31	5-12	0-1	0-0	3-3-6	2	0	2	1	1	10
1/12	NC State	*	12	1-5	0-0	1-4	2-1-3	0	0	1	2	1	3
1/16	@ Duke	*											
1/19	Miami	*											
1/26	@ Virginia	*											
1/30	Louisville	*											
2/2	@ Georgia Tech	*											
2/6	@ Wake Forest	*											
2/9	Pittsburgh	*											
2/13	@ Boston College	*											
2/16	@ Louisville	*											
2/20	Virginia Tech	*											
2/23	Syracuse	*											
2/27	UNC	*											
3/1	@ Florida St	*											

PEOPLES' OVERALL CAREER STATISTICS

SEASON	TEAM	GP-GS	MIN/AVG	FG-FGA	FG%	3FG-FGA	3FG%	FT-FTA	FT%	OFF	DEF	TOT	AVG	PF-FO	AST	TO	BLK	STL	PTS	AVG
2019-20	ND	17-10	538/31.6	86-188	.457	2-16	.125	41-83	.494	45	92	137	8.1	44-1	28	32	18	33	215	12.6
TOTAL		17-10	538/31.6	86-188	.457	2-16	.125	41-83	.494	45	92	137	8.1	44-1	28	32	18	33	215	12.6



DANIELLE COSGROVE 22

6-4 // SOPHOMORE // FORWARD

HOLBROOK, N.Y.

SACHEM EAST

SEASON BESTS

Pts: 12 (vs Michigan St, 11/14/19)
 Rebs: 8 (vs Loyola MD, 11/8/19)
 FGM: 3 (vs Michigan St, 11/14/19)
 FGA: 8, 2x (last vs Tennessee, 11/11/19)
 3FGM: 1, 4x (last at UConn, 12/8/19)
 3FGA: 5 (at UConn, 12/8/19)
 FTM: 5 (vs Michigan St, 11/14/19)
 FTA: 8 (vs Michigan St, 11/14/19)
 Ast: 3 (vs USF, 11/30/19)
 Blk: 2 (vs South Dakota State, 11/29/19)
 Stl: 2 (vs Toledo, 11/20/19)
 Min: 26 (at UConn, 12/8/19)

CAREER BESTS

Pts: 12 (vs Michigan St, 11/14/19)
 Rebs: 8 (vs Loyola MD, 11/8/19)
 FGM: 3 (vs Michigan St, 11/14/19)
 FGA: 8, 2x (last vs Tennessee, 11/11/19)
 3FGM: 2 (vs Binghamton, 12/16/18)
 3FGA: 5 (at UConn, 12/8/19)
 FTM: 5 (vs Michigan St, 11/14/19)
 FTA: 8 (vs Michigan St, 11/14/19)
 Ast: 3 (vs USF, 11/30/19)
 Blk: 3 (vs WKU, 12/19/18)
 Stl: 2 (vs Toledo, 11/20/19)
 Min: 26 (at UConn, 12/8/19)

UPDATE

- Played in all 17 games, including 4 starts. Averages 14.5 minutes.
- Played a career high 26 minutes at No. 4 UConn, logging a made three and three rebounds.
- Started against No. 21 USF (11/30), dishing out a career high 3 assists to go with her 5 points.
- Notched her first career start at No. 21 Michigan (11/25), tallying four points.
- Broke out against No. 16 Michigan State (11/14) with a career high 12 points, including a career best 5-for-8 day from the free-throw line.
- Reeled in a career best 8 rebounds against Loyola Maryland in the home opener on Nov. 8.
- Opened the season in Fordham, less than an hour away from her hometown. Collected two points, one block and two boards.

SEASON

1..... Double-Figure Scoring..... 1


CAREER

2019-20 GAME-BY-GAME STATISTICS

Date	Opponent	GS	MIN	FG-A	3P-A	FT-A	RB	PF	A	TO	ST	BL	PTS
11/5	@ Fordham	12	1-4	0-1	0-0	0-2-2	0	0	3	0	1	2	
11/8	Loyola MD	20	2-8	0-1	2-2	3-5-8	3	1	1	1	1	6	
11/11	Tennessee	21	1-8	1-3	0-0	2-1-3	3	1	1	0	0	3	
11/14	Michigan St	14	3-5	1-1	5-8	4-1-5	1	0	2	0	1	12	
11/20	Toledo	20	1-4	0-0	0-0	0-2-2	0	1	2	2	0	2	
11/23	@ Michigan	*	17	2-4	0-1	0-0	0-1-1	5	1	3	0	1	4
11/28	vs FGCU	12	1-3	0-0	1-1	0-1-1	0	1	1	1	0	3	
11/29	vs South Dakota St	23	1-7	0-2	1-2	2-1-3	0	2	1	0	2	3	
11/30	vs USF	*	22	1-2	1-1	2-4	1-2-3	2	3	2	0	0	5
12/4	Minnesota	*	5	0-1	0-0	0-0	0-2-2	0	0	1	0	0	0
12/8	@ UConn	*	26	1-5	1-5	0-0	0-3-3	2	1	1	0	1	3
12/11	DePaul	1	0-0	0-0	0-0	0-0-0	0	0	0	0	0	0	0
12/29	Clemson	15	1-3	0-0	0-0	0-1-1	1	0	0	0	0	2	
1/2	@ Pittsburgh	4	0-1	0-0	0-0	0-1-1	2	1	0	0	0	0	0
1/5	@ Syracuse	9	0-2	0-0	0-0	0-0-0	1	0	1	1	0	0	0
1/9	Boston College	4	1-1	0-0	0-0	0-0-0	0	0	1	0	0	2	
1/12	NC State	22	0-7	0-4	0-0	2-0-2	3	0	1	0	0	0	
1/16	@ Duke												
1/19	Miami												
1/26	@ Virginia												
1/30	Louisville												
2/2	@ Georgia Tech												
2/6	@ Wake Forest												
2/9	Pittsburgh												
2/13	@ Boston College												
2/16	@ Louisville												
2/20	Virginia Tech												
2/23	Syracuse												
2/27	UNC												
3/1	@ Florida St												

COSGROVE'S OVERALL CAREER STATISTICS

SEASON	TEAM	GP-GS	MIN/AVG	FG-FGA	FG%	3FG-FGA	3FG%	FT-FTA	FT%	OFF	DEF	TOT	AVG	PF-FO	AST	TO	BLK	STL	PTS	AVG
2018-19	ND	27-0	132/4.9	14-48	.292	9-35	.257	0-0	.000	4	14	18	0.7	14-0	5	8	6	1	37	1.4
2019-20	ND	17-4	246/14.5	16-65	.246	4-19	.211	11-17	.647	14	23	37	2.2	23-1	12	21	7	5	47	2.8
TOTAL		44-4	377/8.6	30-113	.265	13-54	.241	11-17	.647	18	37	55	1.3	37-1	17	29	13	6	84	1.9



DESTINEE WALKER

24

5-10 // GRADUATE // GUARD

ORLANDO, FLORIDA

NORTH CAROLINA // LAKE HIGHLAND

UPDATE

- Played in all 17 games, including 16 starts, averaging 35.2 minutes - which ranks 6th in the ACC.
- Participating in her first full season of basketball since the 2016-17 campaign with the Tar Heels.
- Six straight games in double figures for Walker, which include three of 20+ points.
- Since the turn of the new decade, Walker has posted the sixth highest scoring average in the ACC with her 18.3 ppg.
- Leads the Irish in 20+ scoring performances with four - ties her career high set her sophomore year at UNC (2016-17).
- Recorded her best quarter of the season in the first at Syracuse on Jan. 5 with 12 points.
- Willed the Irish to victory at Pitt (1/2) in the final minutes: Recorded an impressive reverse layup at 2:05, dished the assist to Vaughn at 1:33, earned a crucial steal with 23 seconds left, then converted three free throws in the final 20 seconds for the 60-52 win. Totaled 16 points for the game.
- Averaging 16.6 ppg in ACC play, which ranks 7th. Also, converting 78.6 percent of her free throws in league play, which ranks 10th.
- Walker scored 7 of her 17 points against No. 21 USF (11/30) in the 4th quarter, helping lift the Irish to a ranked win.
- Exploded with a season best 27 points at No. 21 Michigan (11/23), tying her career high from beyond the arc with five made three's (5-for-8). She scored nine of the team's 14 third quarter points.
- Walker hit the game-winning basket for the Irish in the 54-51 win over Toledo (11/20), tallying 12 points in the game.
- Her 59 made free-throws leads the team and ranks 62nd in the country, while her .738 free-throw percentage ranks 11th in the ACC.
- In her Irish debut, Walker stepped up with a 10-point, 10-rebound, double-double in 38 minutes of play. The 10 boards tied her career high.

SEASON BESTS

Pts: 27 (at Michigan, 11/23/19)
 Rebs: 10 (at Fordham, 11/5/19)
 FGM: 9, 2x (last at Michigan, 11/23/19)
 FGA: 17, 2x (last at Syracuse, 1/5/20)
 3FGM: 5 (at Michigan, 11/23/19)
 3FGA: 9, 2x (last at Syracuse, 1/5/20)
 FTM: 6, 2x (last vs Boston College, 1/9/20)
 FTA: 8 (at Syracuse, 1/5/20)
 Ast: 4 (vs Loyola MD, 11/8/19)
 Blk: 1, 4x (last vs Boston College, 1/9/20)
 Stl: 4, 2x (last at Michigan, 11/23/19)
 Min: 39 (vs FGCU, 11/28/19)

CAREER BESTS

Pts: 32 (vs Florida A&M, 11/17/15)
 Rebs: 10, 2x (last at Fordham, 11/5/19)
 FGM: 10, 2x (last vs Iona, 11/21/15)
 FGA: 19, 2x (last at Virginia Tech, 1/2/17)
 3FGM: 5, 3x (last at Michigan, 11/23/19)
 3FGA: 12 (vs Louisville, 2/4/16)
 FTM: 10 (vs Florida A&M, 11/17/15)
 FTA: 10, 2x (last vs Jacksonville, 12/20/16)
 Ast: 6 (vs Pacific, 11/25/15)
 Blk: 1, 7x (last vs Boston College, 1/9/20)
 Stl: 4, 3x (last at Michigan, 11/23/19)
 Min: 45 (vs Pitt, 3/2/16)

KEY STATISTICS

POINTS	3PT FG	FT%	STEALS
14.1	1.1	.738	1.3
2ND ON TEAM 15TH IN ACC	2ND ON TEAM	LEADS TEAM 11TH IN ACC	4TH ON TEAM

SEASON


SEASON	CAREER
14.....	Double-Figure Scoring.....54
4.....	20-Point Games.....11
0.....	30-Point Games.....1
1.....	Double-Doubles.....2
1.....	Double-Figure Rebounds.....2

2019-20 GAME-BY-GAME STATISTICS

Date	Opponent	GS	MIN	FG-A	3P-A	FT-A	RB	PF	A	TO	ST	BL	PTS
11/5	@ Fordham	*	38	3-9	0-2	4-6	3-7-10	2	0	1	1	0	10
11/8	Loyola MD	*	33	9-15	0-1	6-7	3-3-6	2	4	1	2	1	19
11/11	Tennessee	*	36	5-13	3-7	5-6	1-1-2	3	2	2	4	0	18
11/14	Michigan St	*	35	0-2	0-1	4-6	2-0-2	5	1	1	1	0	4
11/20	Toledo	*	37	6-17	0-3	0-0	2-4-6	1	2	1	1	0	12
11/23	@ Michigan	*	33	9-14	5-8	4-6	0-2-2	3	1	1	4	0	27
11/28	vs FGCU	*	39	2-7	0-2	0-0	0-4-4	2	0	4	0	0	4
11/29	vs South Dakota St	*	38	4-16	0-9	4-6	0-1-1	4	1	1	2	0	12
11/30	vs USF	*	37	6-16	1-7	4-7	1-3-4	1	1	1	1	0	17
12/4	Minnesota	*	35	4-7	0-1	4-4	1-1-2	0	0	2	0	0	12
12/8	@ UConn	*	30	1-7	0-3	0-0	0-3-3	2	0	2	1	0	2
12/11	DePaul	*	30	8-12	2-3	2-3	0-5-5	4	1	5	0	0	20
12/29	Clemson	*	37	3-15	1-6	3-4	3-2-5	1	2	1	0	1	10
1/2	@ Pittsburgh	*	29	5-11	1-4	5-6	1-4-5	2	1	0	3	0	16
1/5	@ Syracuse	*	38	8-17	4-9	5-8	0-6-6	5	3	1	1	1	25
1/9	Boston College	*	36	7-15	1-7	6-6	0-1-1	3	3	3	1	1	21
1/12	NC State	*	35	4-15	0-6	3-4	3-1-4	2	2	2	0	0	11
1/16	@ Duke												
1/19	Miami												
1/26	@ Virginia												
1/30	Louisville												
2/2	@ Georgia Tech												
2/6	@ Wake Forest												
2/9	Pittsburgh												
2/13	@ Boston College												
2/16	@ Louisville												
2/20	Virginia Tech												
2/23	Syracuse												
2/27	UNC												
3/1	@ Florida St												

WALKER'S OVERALL CAREER STATISTICS

SEASON	TEAM	GP-GS	MIN/AVG	FG-FGA	FG%	3FG-FGA	3FG%	FT-FTA	FT%	OFF	DEF	TOT	AVG	PF-FO	AST	TO	BLK	STL	PTS	AVG
2015-16	UNC	32-31	1194/37.3	160-428	.374	48-180	.267	78-96	.813	31	86	117	3.7	66-0	79	91	2	35	446	13.9
2016-17	UNC	21-20	684/32.6	91-238	.382	39-115	.339	40-55	.727	24	54	78	3.7	48-1	42	45	1	24	261	12.4
2018-19	UNC	4-0	39/9.7	2-7	.286	1-1	1.000	5-6	.833	2	2	4	1.0	4-0	2	2	0	0	10	2.5
2019-20	ND	17-16	599/35.2	81-207	.391	19-82	.232	59-80	.738	19	49	68	4.0	42-2	24	29	4	22	240	14.1
TOTAL FOR ND		17-16	599/35.2	81-207	.391	19-82	.232	59-80	.738	19	49	68	4.0	42-2	24	29	4	22	240	14.1
TOTAL		74-67	2516/34.0	334-880	.380	107-378	.283	182-237	.768	76	191	267	3.6	160-3	147	167	7	81	957	12.9



MIK VAUGHN 30

6-3 // JUNIOR // CENTER

PHILADELPHIA, PENNSYLVANIA

PAUL VI / FRIENDS' CENTRAL

UPDATE

- Started in all 6 games in which she's played. Averages 26.6 minutes
- Made her first career start for the Irish in the season opener at Fordham. Vaughn was closing in on a double-double with eight points and nine boards in 20 minutes of action before being sidelined with a right knee injury. Vaughn also set a career high in assists with four.
- Missed 11 games due to an ACL sprain in her right knee - opposite knee of what she tore in her freshman season.
- Returned from injury against Clemson on Dec. 29, recording eight points and a career high four steals in 23 minutes of work.
- Operated in full force at Pitt (1/2) - tying her career high of 17 points on 8-of-19 shooting. Nearly earned a double-double with 9 rebounds.
- Carried momentum into Syracuse (1/5) with her first career double-double, recording 16 points and a career-high tying 11 boards.
- Been highly efficient from the field since returning, converting 58.5 percent from the floor.
- Been a beast on the offensive glass, reeling in at least five offensive rebounds in 3 of the past 4 games. Her 3.2 offensive rebounds/game in ACC play only ranks 5th.
- Garnered multiple blocks in four consecutive games. Her 2.0 blocks/game ranks 3rd in ACC play only.
- In ACC play only: 15th in rebounds (6.4), 5th in offensive rebounds (3.2), 12th in steals (1.8) and 3rd in blocks (2.0).

SEASON BESTS

Pts: 17 (at Pitt, 1/2/20)
Rebs: 11 (at Syracuse, 1/5/20)
FGM: 8 (at Pitt, 1/2/20)
FGA: 19 (at Pitt, 1/2/20)
3FGM:
3FGA:
FTM: 2, 3x (last vs Boston College, 1/9/20)
FTA: 3, 2x (last at Syracuse, 1/5/20)
Ast: 4 (at Fordham, 11/5/19)
Blk: 3, 2x (last vs Boston College, 1/9/20)
Stl: 4 (vs Clemson, 12/29/19)
Min: 34 (vs Boston College, 1/9/20)

CAREER BESTS

Pts: 17, 2x (last at Pitt, 1/2/20)
Rebs: 11, 2x (last at Syracuse, 1/5/20)
FGM: 8, 2x (last at Pitt, 1/2/20)
FGA: 19 (at Pitt, 1/2/20)
3FGM:
3FGA:
FTM: 4 (vs Binghamton, 12/16/18)
FTA: 4, 3x (last vs Wake Forest, 1/13/19)
Ast: 4 (at Fordham, 11/5/19)
Blk: 4, 2x (last vs Wake Forest, 1/13/19)
Stl: 4 (vs Clemson, 12/29/19)
Min: 34 (vs Boston College, 1/9/20)

KEY STATISTICS

POINTS	REBOUNDS	FG%	BLOCKS
10.2	6.8	.574	1.7
5TH ON TEAM	2ND ON TEAM	LEADS TEAM	LEADS TEAM

SEASON

2	Double-Figure Scoring	5
1	Double-Figure Rebounds	2
1	Double-Doubles	1


CAREER

2019-20 GAME-BY-GAME STATISTICS

Date	Opponent	GS	MIN	FG-A	3P-A	FT-A	RB	PF	A	TO	ST	BL	PTS
11/5	@ Fordham	*	20	3-6	0-0	2-3	2-7-9	0	4	3	1	0	8
11/8	Loyola MD		DNP										
11/11	Tennessee		DNP										
11/14	Michigan St		DNP										
11/20	Toledo		DNP										
11/23	@ Michigan		DNP										
11/28	vs FGCU		DNP										
11/29	vs South Dakota St		DNP										
11/30	vs USF		DNP										
12/4	Minnesota		DNP										
12/8	@ UConn		DNP										
12/11	DePaul		DNP										
12/29	Clemson	*	23	4-5	0-0	0-0	0-2-2	2	1	2	4	0	8
1/2	@ Pittsburgh	*	29	8-19	0-0	1-1	6-3-9	4	3	1	2	2	17
1/5	@ Syracuse	*	28	7-8	0-0	2-3	5-6-11	5	0	1	0	3	16
1/9	Boston College	*	34	2-6	0-0	2-2	5-4-9	3	4	0	0	3	6
1/12	NC State	*	25	3-3	0-0	0-0	0-1-1	3	2	2	3	2	6
1/16	@ Duke												
1/19	Miami												
1/26	@ Virginia												
1/30	Louisville												
2/2	@ Georgia Tech												
2/6	@ Wake Forest												
2/9	Pittsburgh												
2/13	@ Boston College												
2/16	@ Louisville												
2/20	Virginia Tech												
2/23	Syracuse												
2/27	UNC												
3/1	@ Florida St												

VAUGHN'S OVERALL CAREER STATISTICS

SEASON	TEAM	GP-GS	MIN/AVG	FG-FGA	FG%	3FG-FGA	3FG%	FT-FTA	FT%	OFF DEF	TOT	AVG	PF-FO	AST	TO	BLK	STL	PTS	AVG	
2017-18	ND	6-0	79/13.2	23-37	.622	0-0	.000	2-6	.333	14	12	26	4.3	11-0	4	8	7	3	48	8.0
2018-19	ND	38-0	362/9.5	53-101	.525	0-0	.000	19-30	.633	41	49	90	2.4	48-1	7	25	24	10	125	3.3
2019-20	ND	6-6	159/26.6	27-47	.574	0-0	.000	7-9	.778	18	23	41	6.8	17-1	14	9	10	10	61	10.2
TOTAL		50-6	601/12.0	103-185	.557	0-0	.000	28-45	.622	73	84	157	3.1	76-2	25	42	41	23	234	4.7



SAM BRUNELLE 33

6-2 // FRESHMAN // FORWARD

RUCKERSVILLE, VIRGINIA

WILLIAM MONROE

SEASON BESTS

Pts: 31 (vs DePaul, 12/11/19)
Rebs: 13 (vs Toledo, 11/20/19)
FGM: 13 (vs DePaul, 12/11/19)
FGA: 18, 3x (last vs DePaul, 12/11/19)
3FGM: 3 (vs Boston College, 1/9/20)
3FGA: 11 (vs Tennessee, 11/11/19)
FTM: 6 (vs Toledo, 11/20/19)
FTA: 10 (vs Toledo, 11/20/19)
Ast: 3, 4x (last vs Minnesota, 12/4/19)
Blk: 4 (at Pitt, 1/2/20)
Stl: 2, 2x (last vs Toledo, 11/20/19)
Min: 42 (at Syracuse, 1/5/20)

CAREER BESTS

Pts: 31 (vs DePaul, 12/11/19)
Rebs: 13 (vs Toledo, 11/20/19)
FGM: 13 (vs DePaul, 12/11/19)
FGA: 18, 3x (last vs DePaul, 12/11/19)
3FGM: 3 (vs Boston College, 1/9/20)
3FGA: 11 (vs Tennessee, 11/11/19)
FTM: 6 (vs Toledo, 11/20/19)
FTA: 10 (vs Toledo, 11/20/19)
Ast: 3, 4x (last vs Minnesota, 12/4/19)
Blk: 4 (at Pitt, 1/2/20)
Stl: 2, 2x (last vs Toledo, 11/20/19)
Min: 42 (at Syracuse, 1/5/20)

KEY STATISTICS

POINTS	REBOUNDS	BLOCKS	3PT FG
12.9	6.1	1.1	1.2
3RD ON TEAM	3RD ON TEAM	2ND ON TEAM	2ND ON TEAM

UPDATE

- Started all 17 games, averaging 33.0 minutes, which ranks 15th in the ACC.
- Became the first player to start her Irish career with seven double-digit scoring performances - previous record was four. Now boasts 12 total for the year.
- Brunelle (12.9 ppg) and Peoples (12.6 ppg) continue to lead all freshmen in the ACC in scoring.
- Her scoring average ranks 27th nationally among true freshmen.
- Starting to heat up from beyond the arc, connecting on 7-of-19 (.368) from three over the past three games.
- Exploded with a career high 31 points on 13-of-18 shooting vs. DePaul on Dec. 11. Brunelle is 1-of-6 players in the ACC to record a 30+ point performance.
- Her 31-point performance also tied the Notre Dame individual scoring record for a freshmen, tying both Skylar Diggins and Katryna Gaither.
- Brunelle (12.9 ppg) and Peoples (12.6 ppg) are looking to become the highest scoring freshmen duo in program history. There have only been two other freshman pairs in ND history to finish the season with double-digit scoring averages: Arike Ogunbowale (11.4) and Marina Mabrey (10.7), 2015-16 // Mary Beth Schueth (13.0) and Carries Bates (12.4), 1981-82.
- Recorded a career best four blocks at Pitt (1/2) to go with her 8 points & 5 boards.
- 4th Quarter surges: Brunelle scored seven of her 19 points in the fourth against Minnesota (12/4). Scored nine of her 11 points in the fourth at No. 21 Michigan (11/23). Scored 11 of her 19 points in the fourth vs. No. 16 Michigan State (11/14).
- Notched her second double-double with an 11-point, 12-rebound performance against FGCU (11/28). All 12 boards were defensive rebounds, which marked a career best for that category.
- Logged her first double-double of her career with 19 points and 13 rebounds against Toledo (11/20).
- Peoples and Brunelle became the first pair of freshmen starters for a season opener since Teresa Borton & Jacqueline Batteast started the 2001-02 season opener.
- Impressive debut for the freshman at Fordham, co-leading the Irish in scoring with 14 points, including a pair of threes and a 4-for-4 day from the line. It marked the first time a freshman lead the team in scoring in a season opener since Bri Turner shattered the program record for points in an opener with 29 in 2015.
- Last spring, Brunelle won the three-point shooting contest at the McDonald's All-America game.
- Fun Fact: Wants to go into broadcasting - already hosting a segment in the Muffet McGraw Radio Show this year called Sam's Saloon.

SEASON

	CAREER
12..... Double-Figure Scoring.....	12
2..... Double-Figure Rebounds.....	2
2..... Double-Doubles.....	2
1..... 20-Point Games.....	1
1..... 30-Point Games.....	1

2019-20 GAME-BY-GAME STATISTICS

Date	Opponent	GS	MIN	FG-A	3P-A	FT-A	RB	PF	A	TO	ST	BL	PTS
11/5	@ Fordham	*	33	4-12	2-6	4-4	2-3-5	3	3	5	2	0	14
11/8	Loyola MD	*	34	6-15	0-5	0-0	3-6-9	1	3	4	0	2	12
11/11	Tennessee	*	32	6-18	2-11	2-2	1-2-3	4	0	3	1	0	16
11/14	Michigan St	*	37	7-13	2-6	3-6	1-7-8	1	3	2	1	3	19
11/20	Toledo	*	37	6-12	1-6	6-10	3-10-13	2	0	2	2	3	19
11/23	@ Michigan	*	39	5-11	1-5	1-2	1-3-4	4	2	2	1	2	12
11/28	vs FGCU	*	30	4-12	1-5	2-4	0-12-12	5	2	3	0	1	11
11/29	vs South Dakota St	*	27	1-7	1-4	4-4	0-2-2	3	0	0	0	0	7
11/30	vs USF	*	33	4-13	2-5	0-0	1-3-4	3	1	1	0	0	10
12/4	Minnesota	*	38	9-18	0-3	1-1	0-6-6	4	3	5	0	2	19
12/8	@ UConn	*	19	2-10	0-3	0-0	1-5-6	1	2	2	0	0	4
12/11	DePaul	*	38	13-18	1-3	4-5	1-6-7	1	2	2	0	1	31
12/29	Clemson	*	31	2-6	0-3	1-2	1-2-3	3	1	4	2	0	5
1/2	@ Pittsburgh	*	32	4-11	0-3	0-0	0-5-5	1	2	6	0	4	8
1/5	@ Syracuse	*	42	5-16	2-5	0-2	3-4-7	2	1	3	1	1	12
1/9	Boston College	*	33	6-14	3-7	0-0	1-7-8	2	1	4	0	0	15
1/12	NC State	*	27	2-8	2-7	0-0	1-1-2	3	1	1	0	0	6
1/16	@ Duke												
1/19	Miami												
1/26	@ Virginia												
1/30	Louisville												
2/2	@ Georgia Tech												
2/6	@ Wake Forest												
2/9	Pittsburgh												
2/13	@ Boston College												
2/16	@ Louisville												
2/20	Virginia Tech												
2/23	Syracuse												
2/27	UNC												
3/1	@ Florida St												

BRUNELLE'S OVERALL CAREER STATISTICS

SEASON	TEAM	GP-GS	MIN/AVG	FG-FGA	FG%	3FG-FGA	3FG%	FT-FTA	FT%	OFF	DEF	TOT	AVG	PF-FO	AST	TO	BLK	STL	PTS	AVG
2019-20	ND	17-17	561/33.0	86-214	.402	20-87	.230	28-42	.667	20	84	104	6.1	43-1	27	49	19	10	220	12.9
TOTAL		17-17	561/33.0	86-214	.402	20-87	.230	28-42	.667	20	84	104	6.1	43-1	27	49	19	10	220	12.9



LAST TIME NOTRE DAME ...

SCORING

Player scored 25 points	Katlyn Gilbert (25), vs NC State, 1/12/20
Player scored 30 points	Sam Brunelle (31) vs DePaul, 12/11/19
Player scored 35 points	Jessica Shepard (39) vs DePaul, 12/17/17
Player scored 40 points	Jewell Loyd (41) at DePaul, 12/10/14
Player came off bench and scored 20 points	Jackie Young (22), vs. Virginia, 3/3/19
Two players scored 20 points	Arike Ogunbowale (31) & Marina Mabrey (21), vs Baylor, 4/7/19 (Tampa)
Three players scored 20 points	Jessica Shepard (30), Jackie Young (21), Brianna Turner (20) vs Louisville, 3/10/19 (Greensboro, N.C.)
Three players scored 20 points/consecutive games	Arike Ogunbowale (30), Jessica Shepard (24), Marina Mabrey (23) vs CSUN, 3/16/18; Arike Ogunbowale (24), Jessica Shepard (25), Jackie Young (24) vs. Villanova, 3/18/18
Two players scored 25 points	Arike Ogunbowale (27) & Jessica Shepard (26) vs FSU, 2/10/19
Player scored 25 points/consecutive games	Arike Ogunbowale (27 vs. Georgia Tech, 2/11/18; 27 at Virginia, 2/15/18)
None in double figures	at Seton Hall, 2/8/04
One in double figures	Brianna Turner (25) vs. Duke, 1/26/17
Six in double figures	Arike Ogunbowale (13), Brianna Turner (14), Jessica Shepard (18), Mikayla Vaughn (10), Marina Mabrey (21), Jackie Young (21) vs Binghamton, 12/16/18
Seven in double figures	See eight in double figures
Eight in double figures	Devereaux Peters (20), Natalie Achonwa (19), Kaila Turner (14), Natalie Novosel (13), Skylar Diggins (11), Brittany Mallory (11), Kayla McBride (11) and Markisha Wright (11) vs Pittsburgh, 1/17/12
ND scored 55 points/half	58 (2nd half) vs Stanford, 4/1/19 (Chicago)
ND scored 60 points/half	60 (1st half) vs Pitt, 1/3/19
ND scored 50 points in both halves	50 (1st) & 53 (2nd) vs. Harvard, 11/9/18
ND scored 100 points/game	103 vs Virginia, 3/3/19
ND scored 100 points/home game	See 100 points
ND scored 100 points/neutral site	100 vs. Duquesne, 12/1/13 (@ Toronto, Ontario)
ND scored 100 points/conference game	103 vs Virginia, 3/3/19
ND scored fewer than 15 points/half	11 (1st half) at West Virginia, 1/13/08
ND scored fewer than 20 points/half	17 (1st half) vs Clemson, 12/29/19
ND scored fewer than 50 points/game	44 at Connecticut, 3/8/10

FIELD GOAL SHOOTING

Player made every shot from the field (min. 7)	Jessica Shepard (8-8) vs Binghamton, 12/16/18
ND shot 55 percent/consecutive games	56.7 (38-67) at Syracuse, 2/25/19; 55.1 (38-69) vs Virginia, 3/3/19, 58.0 (40-69) vs North Carolina, 3/8/19 (Greensboro, N.C.)
ND shot 60 percent/game	61.4 (35-57) vs Lehigh, 12/30/18
ND shot 65 percent/game	69.8 (37-53) vs WKU, 12/19/18
ND shot 70 percent/game	70.2 (40-57) at Mercer, 12/30/11
ND shot below 25 percent/game	24.5 (13-53) at West Virginia, 1/13/08
ND shot below 30 percent/game	29.7 (22-74) vs. Connecticut, 4/7/13 (@ New Orleans, La.)
ND shot below 35 percent/game and won	33.3 (23-69) at Pitt, 1/2/20
ND shot 65 percent/half	69.2 (18-26) at Syracuse, 2/25/19
ND shot 70 percent/half	See 75
ND shot 75 percent or greater/half	.758 (22-29), 2nd half at Clemson, 1/31/19
ND shot below 25 percent/half	22.6 (7-31), 1st half vs Clemson, 12/29/10
ND shot below 30 percent/half	29.3 (12-41), 1st half at Pitt, 1/2/20

THREE-POINT SHOOTING

Player made 4 three-pointers/half	See 5/half
Player made 5 three-pointers/half	Marina Mabrey (1st half) vs Texas A&M, 3/24/18 (Spokane, Wash.)
Player made 5 three-pointers	Destinee Walker at Michigan, 11/23/19
Player made 6 three-pointers	Arike Ogunbowale vs Virginia, 3/3/19
Player made 7 three-pointers	Marina Mabrey vs Texas A&M, 3/24/18 (Spokane, Wash.)
Player made 8 three-pointers	Sheila McMillen vs. St. John's, 2/28/98 (@ Piscataway, N.J.)
Player attempted 10 three-pointers	Sam Brunelle (11) vs Tennessee, 11/11/19
ND made 10 three-pointers	13 vs Virginia, 3/3/19
ND did not make a three-pointer	vs. Saint Joseph's (Pa.), 12/21/14
ND attempted 20 three-pointers	22 vs NC State, 1/12/20
ND shot 60 percent 3FG (min. 5 att.)	66.7 (8-12) vs WKU, 12/19/18

FREE-THROW SHOOTING

Player made 10 free-throws	Arike Ogunbowale (12) vs Louisville, 1/10/19
Player made 15 free-throws	Jewell Loyd (15) at DePaul, 12/10/14
Player attempted 15 free-throws	Brianna Turner (16) at North Carolina, 1/15/15
Player made 10 for 10 or better	12-12 by Arike Ogunbowale vs Louisville, 1/10/19
ND shot 90 percent (min. 10 att.)	100.0 (10-10) vs Boston College, 1/9/20
ND shot below 50 percent (min. 10 att.)	46.7 (7-15) at Georgia Tech, 1/6/19
ND made 30 free-throws	31 (attempted 46) vs UCLA, 11/28/15 (@ Freeport, Bahamas)
ND made fewer than five FTs	4 (attempted 7) vs. Wake Forest, 1/5/17
ND attempted 40 free-throws	46 (made 31) vs. UCLA, 11/28/15 (@ Freeport, Bahamas)
ND attempted fewer than five FTs	2 (made 2) at Connecticut, 3/8/10

REBOUNDS

Player had 15 rebounds	Anaya Peoples (15) vs. DePaul, 12/11/19
Player had 20 rebounds	Natalie Achonwa (20) vs. South Florida, 3/10/13 (@ Hartford, Conn.)
Two players had double-figure rebounds	Mikayla Vaughn (11) & Anaya Peoples (11), at Syracuse, 1/5/20
Three players had double-figure rebounds	Jessica Shepard (12), Kathryn Westbeid (10), and Jackie Young (10) vs Marquette, 12/20/17
ND had 50 rebounds	55 at Syracuse, 1/5/20
ND had 25 offensive rebounds	25 vs Iowa, 11/29/18
ND had 30 offensive rebounds	30 vs. Longwood, 12/28/11

DOUBLE-DOUBLES

Points & rebounds/3 consecutive games	See 4
Points & rebounds/4 consecutive games	Jessica Shepard (24/14) vs Texas A&M, 3/30/19; (11/14) vs Stanford, 4/1/19; (20/13) vs UConn, 4/5/19; (11/10) vs Baylor, 4/7/19
Points & rebounds/5 consecutive games	Jessica Shepard (17/10) vs Florida State, 3/3/18; (23/10) vs Louisville, 3/4/18; (24/10) vs CSUN, 3/16/18; (25/10) vs Villanova, 3/18/18; (13/10) vs Texas A&M, 3/24/18 (Spokane, Wash.)
Points & assists	Marina Mabrey (12/12) vs UConn, 4/5/19 (Tampa)
Rebounds & assists	Lindsay Allen (11/10) vs. Virginia 1/29/17
Points & assists/consecutive games	Niele Ivey (12/10) at Valparaiso, 11/17/00; (14/11) vs. Arizona, 11/20/00
Two players had double-doubles	Jessica Shepard (11p/10r) & Brianna Turner (12p/12r) vs Baylor, 4/7/19 (Tampa)
Three players had double-doubles	Jessica Shepard (20p/13r), Brianna Turner (15p/15r), Marina Mabrey (12p/12a), vs UConn, 4/5/19 (Tampa)
20+ points and 10+ rebounds	Anaya Peoples (22p/15r) vs DePaul, 12/11/19
30+ points and 10+ rebounds	Jessica Shepard vs Louisville, 3/10/19 (Greensboro, N.C.)
40+ points and 10+ rebounds	Jewell Loyd (41/12) vs DePaul, 12/10/14
15 points and 15 rebounds	Anaya Peoples (22p/15r) vs DePaul, 12/11/19
20 points and 20 rebounds	Natalie Achonwa (20/20) vs. South Florida, 3/10/13 (@ Hartford, Conn.)

TRIPLE DOUBLES (8 in school history)

Jackie Young (22p/10r/11a) vs Virginia, 3/3/19
Jackie Young (16p/12r/10a) at Tennessee, 1/24/19
Lindsay Allen (11p/11r/12a) at Chattanooga, 12/27/16
Marina Mabrey (18p/10a/12s) at Valparaiso, 11/23/15
Skylar Diggins (17p/10r/10a) at DePaul, 2/24/13
Skylar Diggins (22p/10r/11a) vs. Maryland, 3/27/12 (@ Raleigh, N.C.)
Sara Liebscher (17p/12r/10a) vs. Detroit, 2/15/90
Mary Gavin (11p/14a/10s) vs. Marquette, 1/31/87

ASSISTS

Player had 10 assists	Marta Sniezek (10) at Syracuse, 1/5/20
Player had 10 assists/consecutive games	Jackie Young - 12 at Syracuse, 2/25/19; 11 vs Virginia, 3/3/19
Player had 15 assists	Mary Gavin (17) at Marquette, 2/28/87
ND had 30 assists	30 at Georgia Tech, 1/6/19
ND had fewer than 10 assists	9 vs NC State, 1/12/20
ND had fewer than 5 assists	3 vs. Villanova, 3/8/09 (@ Hartford, Conn.)

BLOCKED SHOTS

Player blocked 5 shots	Brianna Turner (5) vs UConn, 4/5/19
Player blocked 6 shots	Jessica Shepard (6) at Penn, 12/9/17
Player blocked 7 shots	Brianna Turner (7) vs. Boston College, 2/23/17
Player blocked 10 shots	Amanda Barksdale (11) vs. Boston College, 2/10/02
ND blocked 10 shots	12 vs WKU, 12/19/18
ND blocked 15 shots	16 vs. Boston College, 2/10/02
ND blocked 0 shots	vs. Boston College, 1/14/18

STEALS

Player had 5 steals	Marta Sniezek (6) at Syracuse, 1/5/20
Player had 10 steals	Marina Mabrey (12) at Valparaiso, 11/23/15
ND had 20 steals	21 vs. Saint Francis (Pa.), 12/31/12

TURNOVERS

ND committed 25 or more	27 vs DePaul, 12/11/19
ND committed 25 or more and won	See 25 or more
ND committed 30 or more	30 at West Virginia, 2/22/11
ND committed 10 or fewer	10 vs South Dakota State, 11/29/19
ND committed 10 or fewer/consecutive games	9 vs Texas A&M, 3/30/19 (Chicago); 7 vs Stanford, 4/1/19 (Chicago); 9 vs UConn, 4/5/19 (Tampa); 10 vs Baylor, 4/7/19 (Tampa)
ND committed 5 or fewer	5 vs. Louisville, 3/4/17 (@ Conway, S.C.)

**MISCELLANEOUS**

Led team in points/rebounds/assists
 Hit "final minute" game-winning shot
 Four-point play
 Made shot from midcourt or beyond
 Played every minute
 Played more than 40 minutes
 ND rallied from 10-point deficit to win
 ND rallied from 15-point deficit to win
 ND rallied from 20-point deficit to win
 ND scored 20 straight points
 ND scored 25 straight points
 ND scored 30 straight points

Jackie Young (18p/13r/5a) vs Syracuse, 3/9/19
 Arike Ogunbowale (OT - 0:01), vs UConn, 3/30/18 (Columbus, Ohio);
 Arike Ogunbowale (4Q - 0:01), vs Mississippi State, 4/1/18 (Columbus, Ohio).
 Madison Cable (9:52, 2nd half) vs. Wake Forest, 2/1/15
 Arike Ogunbowale (50 feet at 0:00, 2nd half) vs. Louisville, 3/4/18
 Marta Sniezek at UConn, 12/8/19
 Marta Sniezek (41:41) at Syracuse, 1/5/20
 Triled Michigan, 33-22 (6:25 - 2nd), won 76-72, 11/23/19
 Triled Mississippi State, 40-25 (6:41, 3rd), won 61-58, 4/1/18 (Columbus, Ohio)
 Triled vs Tennessee, 37-14 (7:03 - 2nd); won 84-70, 1/18/18
 22-0 run vs. Duke, 2/21/19
 25-0 run vs. Bethune-Cookman, 3/23/19
 36-0 run vs. Southeast Missouri State, 1/2/11

OVERTIME

ND played an OT game
 ND played multiple overtimes
 ND won an OT game
 ND won an OT game at home
 ND won an OT game on the road
 ND lost an OT game

at Syracuse (L, 74-63, OT), 1/5/20
 vs. Connecticut (W, 96-87, 3ot), 3/4/13
 vs UConn (W, 91-89), 3/30/18 (Columbus, Ohio)
 See played an OT game
 vs UConn (W, 91-89), 3/30/18 (Columbus, Ohio)
 at Syracuse (L, 74-63, OT), 1/5/20

RANKINGS

Played the No. 1 team in the AP poll
 Played the No. 1 team in the WBCA/USA Today poll
 Defeated top-5 opponent
 Defeated top-10 opponent
 Defeated top-10 opponent at home
 Defeated top-10 opponent on the road
 Defeated top-10 opponent by double digits

vs Baylor (L, 82-81), 4/7/19 (Tampa)
 vs Baylor (L, 82-81), 4/7/19 (Tampa)
 vs #3 Louisville (W, 99-79), 3/10/19 (Greensboro, N.C.)
 vs #6 Stanford (W, 84-68), 4/1/19 (Chicago, Ill.)
 #2 Louisville (W, 82-68), 1/10/19
 #10 NC State (W, 95-72), 2/18/19
 s #6 Stanford (W, 84-68), 4/1/19 (Chicago, Ill.)

SCORING MARGINS

ND won by 40-plus points
 ND won by 50-plus points
 ND won by 60-plus points
 ND won by 70-plus points
 ND lost by 10-19 points
 ND lost by 10-19 at home
 ND lost by 10-19 points on the road
 ND lost by 10-19 points at a neutral site
 ND lost by 20-29 points
 ND lost by 20-29 points at home
 ND lost by 20-29 points on the road
 ND lost by 30-plus points

42 --- ND 92, Bethune-Cookman 50, 3/23/19
 50 --- ND 97, Boston College 47, 2/13/19
 60 --- at ND 114, Valparaiso 54, 12/4/16
 75 --- at ND 104, Holy Cross 29, 11/23/14
 10 --- ND 65, Boston College 75, 1/9/20
 10 --- ND 65, Boston College 75, 1/9/20
 11 --- ND 63, at Syracuse 74, 1/5/20
 10 --- Connecticut 63, ND 53, 4/7/15 (@ Tampa, Fla.)
 24 --- at Connecticut 81, ND 57, 12/8/19
 25 --- Connecticut 76, at ND 51, 3/1/10
 24 --- at Connecticut 81, ND 57, 12/8/19
 34 --- vs NC State 90, ND 56, 1/12/20

LAST TIME OPPONENT ...**SCORING**

Player scored 25 points
 Player scored 30 points
 Player scored 35 points
 Two players scored 20 points
 Three players scored 20 points
 Two players scored 25 points
 None in double figures
 Five in double figures
 Six in double figures
 Scored 50 points/half
 Scored 55 points/half
 Scored 60 points/half
 Scored 100 points/game
 Scored 100 points/non-conference game
 Scored fewer than 15 points/half
 Scored fewer than 20 points/half
 Scored fewer than 40 points/game

Kiara Lewis (28), at Syracuse, 1/5/20
 Renna Davis (33), Tennessee, 11/11/19
 Chennedy Carter (35), Texas A&M, 3/30/19 (Chicago)
 Kiara Lewis (28) & Emily Engstler (22), at Syracuse, 1/5/20
 Sonya Morris (29), Chante Stonewall (20) & Dee Bekelja (20), DePaul, 12/11/19
 Brittney Griner (32) and Odyssey Sims (25) at Baylor, 11/20/11 vs Pitt, 1/3/19
 Sonya Morris (29), Chante Stonewall (20), Dee Bekelja (20), Lexi Held (17) & Kelly Campbell (12), DePaul, 12/11/19
 Erika Davenport (19), Danielle King (12), Natisha Hiedeman (12), Allazia Blockton (20), Amani Wilborn (10), Isabelle Spingola (12), Marquette, 12/20/17
 51 (2nd half), NC State, 1/12/20
 56 (1st half), at Louisville, 1/11/18
 63 (2nd half), Northwestern State, 3/24/95 (@ Amarillo, Texas)
 105, DePaul, 12/11/19
 105, DePaul, 12/11/19
 13 (1st half), Georgia Tech, 2/3/19
 18 (2nd half), Toledo, 11/20/19
 37, vs Clemson, 1/21/18

FIELD GOAL SHOOTING

Shot 55 percent/game
 Shot 60 percent/game
 Shot below 20 percent/game
 Shot below 25 percent/game
 Shot below 30 percent/game
 Shot 55 percent/half
 Shot 60 percent/half
 Shot 65 percent/half
 Shot 70 percent/half
 Shot below 20 percent/half
 Shot below 25 percent/half

56.7 (34-60), vs NC State, 1/12/20
 65.1 (41-63), at Louisville, 1/11/18
 18.6 (11-59), Holy Cross, 11/23/14
 24.1 (14-58), at Georgia Tech, 1/2/17
 25.4 (16-63), at Pitt, 1/2/20
 56.4 (22-39), 2nd half, DePaul, 12/11/19
 61.5 (16-26), 1st half vs NC State, 1/12/20
 68.2 (15-22), 2nd half by Texas A&M, 4/5/11 (@ Indianapolis, Ind.)
 71.8 (23-32), 1st half at Louisville, 1/11/18
 14.7 (5-34), 1st half vs Georgia Tech, 2/3/19
 23.1 (9-39), 1st half at Syracuse, 1/5/20

THREE-POINT SHOOTING

Player made 5 three-pointers
 Player made 6 three-pointers
 Player made 7 or more three-pointers
 Player attempted 10 three-pointers
 Made 10 three-pointers
 Did not make a three-pointer
 Attempted 30 three-pointers
 Shot 50 percent 3FG (min. 5 att.)
 Shot 60 percent 3FG (min. 5 att.)

Sonya Morris, DePaul, 12/11/19
 Gadiva Hubbard, Minnesota, 12/4/19
 Kendall Spray (8), Clemson, 12/29/19
 Kendall Spray (8-14), Clemson, 12/29/19
 16, DePaul, 12/11/19
 Duke, 2/16/15
 36, at Syracuse, 1/5/20
 50.0 (9-18) vs Clemson, 12/29/19
 64.7 (11-17) at Louisville, 1/11/18

FREE-THROW SHOOTING

Player made 10 free-throws
 Player made 15 free-throws
 Player attempted 15 free-throws
 Player made 10 for 10 or better
 Shot 90 percent (min. 10 att.)
 Shot below 50 percent (min. 10 att.)
 Made 30 free-throws
 Made 5 or fewer FTs
 Attempted 40 free-throws
 Attempted fewer than five FTs

Kiara Lewis (13) at Syracuse, 1/5/20
 Nok Duany (15) at Georgetown, 2/23/02
 Kiara Lewis (18) at Syracuse, 1/5/20
 Allisha Gray (10-10) at North Carolina, 1/15/15
 90.9 (10-11), at N.C. State, 2/18/19
 50.0 (6-12), Loyola Maryland, 11/8/19
 32 (attempted 37), Illinois, 11/24/98
 3 (attempted 6), DePaul, 12/11/19
 45 (made 28), at South Florida, 1/13/07
 5 (made 4), Toledo, 11/20/19

REBOUNDS

Player had 15 rebounds
 Player had 20 rebounds
 Two players had double-figure rebounds
 Three players had double-figure rebounds
 Had 50 rebounds
 Out-rebounded ND by 10 or more

Emily Engstler (15) at Syracuse, 1/5/20
 Wendy Scholtens (20) at Vanderbilt, 1/8/89
 Emma Guy (12) & Taylor Soule (12), Boston College, 1/9/20
 Aurora Adams (16), Brenda McCunn (11) and Paula Langseth (10), Hawaii, 3/22/81 (@ Anchorage, Alaska)
 55, at Syracuse, 1/5/20
 13, vs NC State, 1/12/20

DOUBLE-DOUBLES

Points & assists
 Points & steals
 Two players had double-doubles
 Three players had double-doubles

Paris Kea (30p/10a) at North Carolina, 1/27/19
 Alexis Jones (16/10) at Duke, 2/2/14
 Emma Guy (11p/12r) & Taylor Soule (19p/12r), Boston College, 1/9/20
 Mary Raese (24p/10r), Mary Westerwelle (11p/10r) and Netra McGrew (10p/10a), Idaho, 3/21/86 (@ Amarillo, Texas)
 Emily Engstler (22p/15r), at Syracuse, 1/5/20
 Elissa Cunane (22p/10r), vs NC State, 1/12/20
 Wendy Scholtens (29/20) at Vanderbilt, 1/8/89
 Myisha Hines-Allen (31/12) at Louisville, 1/11/18

TRIPLE-DOUBLES

Points, rebounds, assists
 Points, rebounds, steals

Liad Suez-Karni (14p/10r/10a), Villanova, 2/7/06
 Diana Vines (23p/11r/12s) at DePaul, 1/24/89

ASSISTS

Player had 10 assists
 Player had 15 assists
 Had 25 assists
 Had 30 assists
 Had fewer than 10 assists
 Had 5 or fewer assists

Destiny Thomas (12), Clemson, 12/29/19
 Veronica Pettry (16) at Loyola-Chicago, 2/18/89
 25, at Louisville, 1/11/18
 30 at Loyola-Chicago, 2/18/89
 9, vs Mississippi State, 4/1/18 (Columbus, Ohio)
 5, vs ETSU, 11/24/17 (@ Estero, Fla.)

BLOCKED SHOTS

Player blocked 5 shots
 Blocked 10 shots
 Blocked 15 shots
 Blocked 0 shots

Taije Bello (5), Minnesota, 12/4/19
 12, Tennessee, 11/11/19
 16 at Connecticut, 1/27/07
 Binghamton, 12/16/18



STEALS

Player had 5 steals	J'Kyra Brown, Virginia, 1/29/17
Player had 6 steals	see player had seven steals
Player had 7 steals	Kala Green, North Carolina A&T, 3/19/16
Player had 10 steals	Alexis Jones at Duke, 2/2/14
Had 15 steals	16 at Duke, 2/2/14
Had 20 steals	24, Georgetown, 1/29/00

TURNOVERS

Player committed 10 turnovers	Samantha Logic (11) at Iowa, 3/26/13
Committed 20 turnovers or more and won	21, Clemson, 12/29/19
Committed 25 turnovers or more	28, vs Tennessee, 11/11/19
Committed 30 turnovers or more	31 vs. Valparaiso, 12/4/16
Committed 35 turnovers or more	35, Connecticut, 3/4/13
Committed 40 turnovers or more	46, Akron, 11/11/11
Committed 10 turnovers or fewer	9, Minnesota, 12/4/19
Committed 5 turnovers or fewer	5, Oregon, 3/26/18 (Spokane, Wash.)

MISCELLANEOUS

Led team in points/rebounds/assists	Nicki Ekhomu (26p/8r/6a), Florida State, 2/10/19
Four-point play	Tori Jankoska (2:44, 1st quarter) at Michigan State, 12/20/16
Hit "final minute" game-winning shot	Chloe Jackson (0:05 left), Baylor, 4/7/19 (Tampa)
Played every minute	Destiny Pitts, Minnesota, 12/4/19
Played more than 40 minutes	Kiara Lewis (42:17), at Syracuse, 1/5/20
Rallied from 10-point deficit to win	at Syracuse, 1/5/20 (ND led by 10, 55-45, 9:50 left in 4th quarter. Syracuse won 74-63 in OT)
Led ND by 10 or more at halftime	14 vs NC State (39-25), 1/12/20
Led ND by 15 or more at halftime	27 at UConn (52-25), 12/8/19
Led ND by 25 or more points	35 vs NC State (67-32 at 2:08 in 3Q), 1/12/20



NOTRE DAME HIGHS

Notre Dame - Game Highs

POINTS	94	DePaul (12/11/2019)
	84	Loyola Maryland (11/08/2019)
	76	at Michigan (11/23/2019)
	69	Michigan St. (11/14/2019)
	67	Minnesota (12/04/2019)
	67	vs South Fla. (N) (11/30/2019)
FIELD GOALS MADE	39	DePaul (12/11/2019)
	33	Loyola Maryland (11/08/2019)
FIELD GOAL ATTEMPTS	71	at Syracuse (01/05/2020)
	70	Tennessee (11/11/2019)
FIELD GOAL PERCENTAGE	.574 (39-68)	DePaul (12/11/2019)
	.500 (28-56)	at Michigan (11/23/2019)
3 PT FG MADE	7	Tennessee (11/11/2019)
	6	at Syracuse (01/05/2020)
	6	vs South Fla. (N) (11/30/2019)
	6	at Michigan (11/23/2019)
3 PT FG ATTEMPTS	25	at UConn (12/08/2019)
	25	Tennessee (11/11/2019)
3 PT FG PERCENTAGE	.500 (4-8)	DePaul (12/11/2019)
	.400 (6-15)	vs South Fla. (N) (11/30/2019)
FREE THROWS MADE	20	at Fordham (11/05/2019)
	18	Michigan St. (11/14/2019)
FREE THROW ATTEMPTS	33	at Fordham (11/05/2019)
	31	Michigan St. (11/14/2019)
FREE THROW PERCENTAGE	1.000 (10-10)	Boston College (01/09/2020)
	.909 (10-11)	Minnesota (12/04/2019)
REBOUNDS	55	at Syracuse (01/05/2020)
	50	Loyola Maryland (11/08/2019)
ASSISTS	24	DePaul (12/11/2019)
	19	Loyola Maryland (11/08/2019)
STEALS	17	at Michigan (11/23/2019)
	13	Tennessee (11/11/2019)
BLOCKED SHOTS	8	Michigan St. (11/14/2019)
	7	at Syracuse (01/05/2020)
	7	at Pittsburgh (01/02/2020)
	7	Loyola Maryland (11/08/2019)
TURNOVERS	27	DePaul (12/11/2019)
	25	vs FGCU (N) (11/28/2019)
FOULS	26	at Michigan (11/23/2019)
	22	Tennessee (11/11/2019)

OPPONENT HIGHS

Opponent - Game Highs

POINTS	105	DePaul (12/11/2019)
	90	NC State (01/12/2020)
	81	at UConn (12/08/2019)
	75	Boston College (01/09/2020)
	75	Minnesota (12/04/2019)
FIELD GOALS MADE	43	DePaul (12/11/2019)
	34	NC State (01/12/2020)
FIELD GOAL ATTEMPTS	84	DePaul (12/11/2019)
	78	at Syracuse (01/05/2020)
FIELD GOAL PERCENTAGE	.567 (34-60)	NC State (01/12/2020)
	.512 (43-84)	DePaul (12/11/2019)
3 PT FG MADE	16	DePaul (12/11/2019)
	12	Minnesota (12/04/2019)
3 PT FG ATTEMPTS	41	vs South Fla. (N) (11/30/2019)
	38	at Fordham (11/05/2019)
3 PT FG PERCENTAGE	.552 (16-29)	DePaul (12/11/2019)
	.500 (9-18)	Clemson (12/29/2019)
FREE THROWS MADE	21	at Michigan (11/23/2019)
	17	at Syracuse (01/05/2020)
	17	at Pittsburgh (01/02/2020)
FREE THROW ATTEMPTS	36	at Michigan (11/23/2019)
	25	at Syracuse (01/05/2020)
	25	at Pittsburgh (01/02/2020)
	25	Tennessee (11/11/2019)
FREE THROW PERCENTAGE	.875 (14-16)	Michigan St. (11/14/2019)
	.800 (4-5)	Toledo (11/20/2019)
REBOUNDS	55	at Syracuse (01/05/2020)
	55	Tennessee (11/11/2019)
ASSISTS	24	DePaul (12/11/2019)
	20	Minnesota (12/04/2019)
STEALS	15	DePaul (12/11/2019)
	12	Clemson (12/29/2019)
	12	vs FGCU (N) (11/28/2019)
	12	Michigan St. (11/14/2019)
	12	Loyola Maryland (11/08/2019)
BLOCKED SHOTS	12	Tennessee (11/11/2019)
	8	at Syracuse (01/05/2020)
	8	at Pittsburgh (01/02/2020)
TURNOVERS	28	Tennessee (11/11/2019)
	24	at Michigan (11/23/2019)
FOULS	27	Michigan St. (11/14/2019)
	27	at Fordham (11/05/2019)

NOTRE DAME LOWS

Notre Dame - Game Lows

POINTS	54	Toledo (11/20/2019)
	55	Clemson (12/29/2019)
	56	NC State (01/12/2020)
	57	at UConn (12/08/2019)
	59	vs South Dakota St. (N) (11/29/2019)
FIELD GOALS MADE	19	at Fordham (11/05/2019)
	20	Clemson (12/29/2019)
	20	Toledo (11/20/2019)
FIELD GOAL ATTEMPTS	49	vs FGCU (N) (11/28/2019)
	50	Michigan St. (11/14/2019)
FIELD GOAL PERCENTAGE	.313 (20-64)	Clemson (12/29/2019)
	.314 (22-70)	Tennessee (11/11/2019)
3 PT FG MADE	1	at Pittsburgh (01/02/2020)
	1	Minnesota (12/04/2019)
	1	vs South Dakota St. (N) (11/29/2019)
	1	Toledo (11/20/2019)
	1	Loyola Maryland (11/08/2019)
3 PT FG ATTEMPTS	8	at Pittsburgh (01/02/2020)
	8	DePaul (12/11/2019)
	8	Minnesota (12/04/2019)
	8	Michigan St. (11/14/2019)
3 PT FG PERCENTAGE	.059 (1-17)	vs South Dakota St. (N) (11/29/2019)
	.083 (1-12)	Loyola Maryland (11/08/2019)
FREE THROWS MADE	5	at UConn (12/08/2019)
	7	NC State (01/12/2020)
FREE THROW ATTEMPTS	9	at UConn (12/08/2019)
	10	Boston College (01/09/2020)
FREE THROW PERCENTAGE	.500 (11-22)	vs South Fla. (N) (11/30/2019)
	.524 (11-21)	at Syracuse (01/05/2020)
REBOUNDS	24	at Michigan (11/23/2019)
	25	vs South Dakota St. (N) (11/29/2019)
ASSISTS	8	vs South Dakota St. (N) (11/29/2019)
	8	Toledo (11/20/2019)
STEALS	2	Minnesota (12/04/2019)
	3	Boston College (01/09/2020)
	3	vs FGCU (N) (11/28/2019)
BLOCKED SHOTS	1	Tennessee (11/11/2019)
	2	Clemson (12/29/2019)
	2	at UConn (12/08/2019)
	2	vs South Dakota St. (N) (11/29/2019)
	2	vs FGCU (N) (11/28/2019)
	2	at Fordham (11/05/2019)
TURNOVERS	10	vs South Dakota St. (N) (11/29/2019)
	12	Tennessee (11/11/2019)

OPPONENT LOWS

Opponent - Game Lows

POINTS	51	vs South Fla. (N) (11/30/2019)
	51	Toledo (11/20/2019)
	52	at Pittsburgh (01/02/2020)
	55	at Fordham (11/05/2019)
	60	Loyola Maryland (11/08/2019)
FIELD GOALS MADE	16	at Pittsburgh (01/02/2020)
	20	vs South Fla. (N) (11/30/2019)
FIELD GOAL ATTEMPTS	53	Tennessee (11/11/2019)
	60	NC State (01/12/2020)
	60	vs South Dakota St. (N) (11/29/2019)
FIELD GOAL PERCENTAGE	.254 (16-63)	at Pittsburgh (01/02/2020)
	.278 (20-72)	vs South Fla. (N) (11/30/2019)
3 PT FG MADE	3	at Pittsburgh (01/02/2020)
	4	vs South Dakota St. (N) (11/29/2019)
3 PT FG ATTEMPTS	17	Boston College (01/09/2020)
	17	at Pittsburgh (01/02/2020)
3 PT FG PERCENTAGE	.160 (4-25)	vs South Dakota St. (N) (11/29/2019)
	.176 (3-17)	at Pittsburgh (01/02/2020)
FREE THROWS MADE	1	at Fordham (11/05/2019)
	3	DePaul (12/11/2019)
	3	vs South Fla. (N) (11/30/2019)
FREE THROW ATTEMPTS	2	at Fordham (11/05/2019)
	5	vs South Fla. (N) (11/30/2019)
	5	Toledo (11/20/2019)
FREE THROW PERCENTAGE	.400 (6-15)	vs FGCU (N) (11/28/2019)
	.500 (6-12)	Loyola Maryland (11/08/2019)
	.500 (3-6)	DePaul (12/11/2019)
	.500 (1-2)	at Fordham (11/05/2019)
REBOUNDS	34	vs FGCU (N) (11/28/2019)
	36	DePaul (12/11/2019)
ASSISTS	11	at Pittsburgh (01/02/2020)
	11	Toledo (11/20/2019)
STEALS	3	vs South Fla. (N) (11/30/2019)
	5	at UConn (12/08/2019)
	5	Tennessee (11/11/2019)
BLOCKED SHOTS	2	NC State (01/12/2020)
	2	DePaul (12/11/2019)
	2	Loyola Maryland (11/08/2019)
TURNOVERS	9	Minnesota (12/04/2019)
	10	vs FGCU (N) (11/28/2019)
FOULS	9	at UConn (12/08/2019)
	14	NC State (01/12/2020)



NOTRE DAME INDIVIDUAL HIGHS

Notre Dame - Individual Game Highs

POINTS	31		Sam Brunelle vs DePaul (12/11/2019)
	27		Destinee Walker at Michigan (11/23/2019)
	25		Katlyn Gilbert vs NC State (01/12/2020)
	25		Destinee Walker at Syracuse (01/05/2020)
	24		Katlyn Gilbert vs Loyola Maryland (11/08/2019)
FIELD GOALS MADE	13		Sam Brunelle vs DePaul (12/11/2019)
	12		Katlyn Gilbert vs NC State (01/12/2020)
FIELD GOAL ATTEMPTS	26		Katlyn Gilbert vs NC State (01/12/2020)
	19		Mikayla Vaughn at Pittsburgh (01/02/2020)
	19		Katlyn Gilbert vs Clemson (12/29/2019)
FIELD GOAL PERCENTAGE (min 5 made)	.875	(7-8)	Mikayla Vaughn at Syracuse (01/05/2020)
	.857	(6-7)	Anaya Peoples vs South Fla. (N) (11/30/2019)
3 PT FG MADE	5		Destinee Walker at Michigan (11/23/2019)
	4		Destinee Walker at Syracuse (01/05/2020)
3 PT FG ATTEMPTS	11		Sam Brunelle vs Tennessee (11/11/2019)
	9		Destinee Walker at Syracuse (01/05/2020)
	9		Destinee Walker vs South Dakota St. (N) (11/29/2019)
3 PT FG PERCENTAGE (min 2 made)	.667	(2-3)	Destinee Walker vs DePaul (12/11/2019)
	.625	(5-8)	Destinee Walker at Michigan (11/23/2019)
FREE THROWS MADE	6		Destinee Walker vs Boston College (01/09/2020)
	6		Sam Brunelle vs Toledo (11/20/2019)
	6		Destinee Walker vs Loyola Maryland (11/08/2019)
	6		Katlyn Gilbert vs Loyola Maryland (11/08/2019)
FREE THROW ATTEMPTS	10		Sam Brunelle vs Toledo (11/20/2019)
	9		Anaya Peoples vs South Fla. (N) (11/30/2019)
	9		Anaya Peoples at Fordham (11/05/2019)
	9		Katlyn Gilbert at Fordham (11/05/2019)
FREE THROW PERCENTAGE (min 3 made)	1.000	(6-6)	Destinee Walker vs Boston College (01/09/2020)
	1.000	(4-4)	Destinee Walker vs Minnesota (12/04/2019)
	1.000	(4-4)	Sam Brunelle vs South Dakota St. (N) (11/29/2019)
	1.000	(4-4)	Sam Brunelle at Fordham (11/05/2019)
	1.000	(3-3)	Marta Sniezek at UConn (12/08/2019)
	1.000	(3-3)	Marta Sniezek vs Tennessee (11/11/2019)
REBOUNDS	15		Anaya Peoples vs DePaul (12/11/2019)
	14		Anaya Peoples vs Minnesota (12/04/2019)
ASSISTS	12		Marta Sniezek vs DePaul (12/11/2019)
	10		Marta Sniezek at Syracuse (01/05/2020)
STEALS	6		Marta Sniezek at Syracuse (01/05/2020)
	5		Marta Sniezek at Michigan (11/23/2019)
BLOCKED SHOTS	4		Sam Brunelle at Pittsburgh (01/02/2020)
	3		Mikayla Vaughn vs Boston College (01/09/2020)
	3		Mikayla Vaughn at Syracuse (01/05/2020)
	3		Sam Brunelle vs Toledo (11/20/2019)
	3		Sam Brunelle vs Michigan St. (11/14/2019)
TURNOVERS	8		Katlyn Gilbert vs Michigan St. (11/14/2019)
	7		Marta Sniezek at Syracuse (01/05/2020)
	7		Katlyn Gilbert vs Clemson (12/29/2019)

OPPONENT INDIVIDUAL HIGHS

Opponent - Individual Game Highs

POINTS	33		Rennia Davis vs Tennessee (11/11/2019)
	29		Sonya Morris vs DePaul (12/11/2019)
	28		Kiara Lewis at Syracuse (01/05/2020)
	28		Nia Clouden vs Michigan St. (11/14/2019)
	26		Megan Walker at UConn (12/08/2019)
FIELD GOALS MADE	12		Sonya Morris vs DePaul (12/11/2019)
	12		Rennia Davis vs Tennessee (11/11/2019)
FIELD GOAL ATTEMPTS	25		Sonya Morris vs DePaul (12/11/2019)
	22		Bre Cavanaugh at Fordham (11/05/2019)
FIELD GOAL PERCENTAGE (min 5 made)	.857	(6-7)	Kayla Jones vs NC State (01/12/2020)
	.857	(6-7)	Pahton Burckhard vs South Dakota St. (N) (11/29/2019)
3 PT FG MADE	8		Kendall Spray vs Clemson (12/29/2019)
	6		Gadiva Hubbard vs Minnesota (12/04/2019)
3 PT FG ATTEMPTS	14		Kendall Spray vs Clemson (12/29/2019)
	13		Gadiva Hubbard vs Minnesota (12/04/2019)
	13		Maria Alvarez vs South Fla. (N) (11/30/2019)
3 PT FG PERCENTAGE (min 2 made)	1.000	(4-4)	Dee Bekeja vs DePaul (12/11/2019)
	1.000	(2-2)	Elissa Cunane vs NC State (01/12/2020)
	1.000	(2-2)	Jasmine Brunson vs Minnesota (12/04/2019)
FREE THROWS MADE	13		Kiara Lewis at Syracuse (01/05/2020)
	8		Amber Brown at Pittsburgh (01/02/2020)
FREE THROW ATTEMPTS	18		Kiara Lewis at Syracuse (01/05/2020)
	14		Amber Brown at Pittsburgh (01/02/2020)
FREE THROW PERCENTAGE (min 3 made)	1.000	(6-6)	Nia Clouden vs Michigan St. (11/14/2019)
	1.000	(4-4)	Emy Hayford at Pittsburgh (01/02/2020)
REBOUNDS	16		Taiye Bello vs Minnesota (12/04/2019)
	16		Naz Hillmon at Michigan (11/23/2019)
ASSISTS	12		Destiny Thomas vs Clemson (12/29/2019)
	9		Kelly Campbell vs DePaul (12/11/2019)
	9		Jazmine Massengill vs Tennessee (11/11/2019)
	9		Anna DeWolfe at Fordham (11/05/2019)
STEALS	5		Teisha Hyman at Syracuse (01/05/2020)
	5		Amy Dilk at Michigan (11/23/2019)
	5		Kaitlyn Downey at Fordham (11/05/2019)
BLOCKED SHOTS	5		Taiye Bello vs Minnesota (12/04/2019)
	4		Rita Igbokwe at Pittsburgh (01/02/2020)
	4		Tylar Bennett vs Clemson (12/29/2019)
	4		Jazmine Massengill vs Tennessee (11/11/2019)
TURNOVERS	8		Jordan Horston vs Tennessee (11/11/2019)
	7		Amy Dilk at Michigan (11/23/2019)



GAME BY GAME COMPARISON



2019-20 Notre Dame Women's Basketball
Team Game-by-Game
All games

Page 1/1
as of Jan 12, 2020

Opponent	Date	Score		Total		3-Pointers		Free throws		Rebounds				PF	A	TO	BLK	STL	PTS	AVG
				FG-FGA	PCT	3FG-FGA	PCT	FT-FTA	PCT	OFF	DEF	TOT	AVG							
at Fordham	11/05/2019	60-55	W	19-52	.365	2-10	.200	20-33	.606	12	30	42	42.0	9	14	21	2	10	60	60.0
Loyola Maryland	11/08/2019	84-60	W	33-68	.485	1-12	.083	17-24	.708	14	36	50	46.0	15	19	19	7	8	84	72.0
Tennessee	11/11/2019	63-74	L	22-70	.314	7-25	.280	12-17	.706	11	17	28	40.0	22	11	12	1	13	63	69.0
Michigan St.	11/14/2019	69-72	L	24-50	.480	3-8	.375	18-31	.581	13	17	30	37.5	18	13	18	8	7	69	69.0
Toledo	11/20/2019	54-51	W	20-58	.345	1-10	.100	13-21	.619	11	29	40	38.0	13	8	14	4	11	54	66.0
at Michigan	11/23/2019	76-72	W	28-56	.500	6-19	.316	14-20	.700	5	19	24	35.7	26	14	17	4	17	76	67.7
vs FGCU	11/28/2019	60-69	L	23-49	.469	3-12	.250	11-17	.647	7	34	41	36.4	17	11	25	2	3	60	66.6
vs South Dakota St.	11/29/2019	59-65	L	21-57	.368	1-17	.059	16-24	.667	5	20	25	35.0	18	8	10	2	9	59	65.6
vs South Fla.	11/30/2019	67-51	W	25-52	.481	6-15	.400	11-22	.500	8	30	38	35.3	13	13	15	3	5	67	65.8
Minnesota	12/04/2019	67-75	L	28-60	.467	1-8	.125	10-11	.909	8	31	39	35.7	13	18	15	5	2	67	65.9
at UConn	12/08/2019	57-81	L	24-65	.369	4-25	.160	5-9	.556	10	22	32	35.4	14	12	16	2	8	57	65.1
DePaul	12/11/2019	94-105	L	39-68	.574	4-8	.500	12-21	.571	15	27	42	35.9	13	24	27	4	10	94	67.5
Clemson	12/29/2019	55-71	L	20-64	.313	2-17	.118	13-18	.722	16	25	41	36.3	15	13	20	2	12	55	66.5
at Pittsburgh	01/02/2020	60-52	W	23-69	.333	1-8	.125	13-18	.722	17	29	46	37.0	20	18	16	7	11	60	66.1
at Syracuse	01/05/2020	63-74	Lot	23-71	.324	6-19	.316	11-21	.524	16	39	55	38.2	19	17	22	7	12	63	65.9
Boston College	01/09/2020	65-75	L	25-64	.391	5-17	.294	10-10	1.000	14	20	34	37.9	17	17	17	5	3	65	65.8
NC State	01/12/2020	56-90	L	23-68	.338	3-22	.136	7-12	.583	15	16	31	37.5	16	9	17	3	12	56	65.2
Total		1109		420-1041	.403	56-252	.222	213-329	.647	197	441	638	37.5	278	239	301	68	153	1109	65.2
Opponents		1192		445-1152	.386	134-445	.301	168-261	.644	298	472	770	45.3	312	264	315	84	155	1192	70.1



2019-20 Notre Dame Women's Basketball
Opponents Game-by-Game
All games

Page 1/1
as of Jan 12, 2020

Opponent	Date	Score		Total		3-Pointers		Free throws		Rebounds				PF	A	TO	BLK	STL	PTS	AVG
				FG-FGA	PCT	3FG-FGA	PCT	FT-FTA	PCT	OFF	DEF	TOT	AVG							
at Fordham	11/05/2019	60-55	W	23-72	.319	8-38	.211	1-2	.500	16	25	41	41.0	27	14	16	3	10	55	55.0
Loyola Maryland	11/08/2019	84-60	W	24-76	.316	6-24	.250	6-12	.500	17	24	41	41.0	23	15	19	2	12	60	57.5
Tennessee	11/11/2019	63-74	L	25-53	.472	8-19	.421	16-25	.640	15	40	55	45.7	15	18	28	12	5	74	63.0
Michigan St.	11/14/2019	69-72	L	25-62	.403	8-23	.348	14-16	.875	20	19	39	44.0	27	13	20	4	12	72	65.3
Toledo	11/20/2019	54-51	W	21-61	.344	5-25	.200	4-5	.800	12	30	42	43.6	16	11	21	3	7	51	62.4
at Michigan	11/23/2019	76-72	W	22-65	.338	7-21	.333	21-36	.583	27	26	53	45.2	16	12	24	4	8	72	64.0
vs FGCU	11/28/2019	60-69	L	27-71	.380	9-31	.290	6-15	.400	14	20	34	43.6	19	13	10	3	12	69	64.7
vs South Dakota St.	11/29/2019	59-65	L	25-60	.417	4-25	.160	11-18	.611	18	35	53	44.8	21	16	22	6	8	65	64.8
vs South Fla.	11/30/2019	67-51	W	20-72	.278	8-41	.195	3-5	.600	23	23	46	44.9	20	14	18	5	3	51	63.2
Minnesota	12/04/2019	67-75	L	28-72	.389	12-32	.375	7-10	.700	15	23	38	44.2	17	20	9	6	9	75	64.4
at UConn	12/08/2019	57-81	L	30-66	.455	8-23	.348	13-19	.684	16	32	48	44.5	9	18	15	6	5	81	65.9
DePaul	12/11/2019	94-105	L	43-84	.512	16-29	.552	3-6	.500	16	20	36	43.8	21	24	19	2	15	105	69.2
Clemson	12/29/2019	55-71	L	28-69	.406	9-18	.500	6-10	.600	18	29	47	44.1	15	18	21	6	12	71	69.3
at Pittsburgh	01/02/2020	60-52	W	16-63	.254	3-17	.176	17-25	.680	21	32	53	44.7	18	11	21	8	9	52	68.1
at Syracuse	01/05/2020	63-74	Lot	25-78	.321	7-36	.194	17-25	.680	18	37	55	45.4	17	17	17	8	11	74	68.5
Boston College	01/09/2020	65-75	L	29-68	.426	7-17	.412	10-15	.667	20	25	45	45.4	17	17	16	4	9	75	68.9
NC State	01/12/2020	56-90	L	34-60	.567	9-26	.346	13-17	.765	12	32	44	45.3	14	18	19	2	8	90	70.1
Total		1192		445-1152	.386	134-445	.301	168-261	.644	298	472	770	45.3	312	264	315	84	155	1192	70.1
Notre Dame		1109		420-1041	.403	56-252	.222	213-329	.647	197	441	638	37.5	278	239	301	68	153	1109	65.2



GAME 5
TOLEDO, 51
 (RV/RV) NOTRE DAME, 54
 Nov. 20, 2019
 Purcell Pavilion (Notre Dame, Ind.)

Official Basketball Box Score - Final
Toledo at Notre Dame
 11/21/19 Purcell Pavilion at the Joyce Center, Notre Dame
 2019-20 Women's Basketball
 Game Time: 12:00 AM
 Game Duration: 1:44
 Attendance: 7,269
 Officials: Edward Sidlasky, Katie Lukanich, Natasha Camy

TOLEDO - 51		Record: 1-2																
NO.	Name	Min	FG	3P	FT	Rebounds	Fouls	TP	AS	TO	ST	Blocks	+/-					
			M/A	M/A	M/A	OR	DR	TOT	PF	FD		BS	BA					
11	Mail Morgan-Elliott	F	20:20	4-7	2-5	0-0	0	0	1	0	1	0	0	-7				
23	Tanaya Beacham	F	20:26	2-8	0-0	0	3	2	5	0	2	0	0	-11				
3	Mariella Santucci	G	26:39	0-7	0-3	3-4	2	4	6	4	3	5	3	0	-4			
12	Tayana Davis	G	26:34	4-9	1-5	0-0	2	1	3	2	0	1	1	3	0	-8		
33	Nakiah Black	G	33:18	5-13	1-5	1-1	0	9	9	3	3	12	1	0	2	-2		
1	Sara Rokkanen	F	21:11	0-5	0-4	0-0	0	4	4	1	1	0	1	4	0	0	6	
2	Sophia Ward	F	20:45	2-5	0-0	0-0	2	2	4	1	2	4	1	2	0	0	-3	
5	Quinesha Lockett	F	12:24	1-3	1-3	0-0	0	2	2	1	0	3	1	0	0	1	0	4
25	Arienne Whitaker	F	16:30	3-4	0-0	0-0	2	5	7	0	1	6	2	0	0	0	1	12
14	Tyra Carlisten-Handberg	F	01:53	0-0	0-0	0-0	0	0	0	0	0	0	1	2	0	0	0	-2
Team							1	2			0	5						
Totals			21-61	5-25	4-5	12	30	42	16	13	51	11	21	7	3	4	-3	

NOTRE DAME - 54		Record: 3-2																
NO.	Name	Min	FG	3P	FT	Rebounds	Fouls	TP	AS	TO	ST	Blocks	+/-					
			M/A	M/A	M/A	OR	DR	TOT	PF	FD		BS	BA					
33	Sam Brunelle	F	35:57	6-12	1-6	6-10	3	10	13	2	6	19	0	2	2	3	0	2
10	Katlyn Gilbert	F	38:44	4-15	0-1	3-4	1	7	8	0	3	11	0	2	3	0	1	5
13	Marta Sniezek	G	33:36	0-0	0-0	2-2	0	1	1	3	1	2	3	4	2	1	0	3
21	Anaya Peoples	G	31:36	3-10	0-0	1-3	2	4	6	5	4	7	1	3	1	0	0	8
24	Destinee Walker	G	38:36	6-17	0-3	0-0	2	4	6	1	1	12	2	1	1	0	2	-2
22	Danielle Cosgrove	F	19:31	1-4	0-0	0-0	2	2	2	0	0	2	1	2	2	0	0	-6
2	Kaitlin Cole	F	03:00	0-0	0-0	1-2	1	1	2	2	1	1	0	0	0	0	0	5
Team							2	0	2			0						
Totals			20-58	1-10	13-21	11	29	40	13	16	54	8	14	11	4	3	3	

TOL		ND		Points from		TOL		ND		Period by Period Scoring				
Biggest lead	9 (2 nd 6:24)	5 (4 th 3:28)	Turnovers	8	16	1st	2nd	3rd	4th	TOT				
Best Scoring Run	9 (1 st 3:34)	9 (4 th 3:28)	Paint	28	24	TOL	18	15	11	7	51			
Lead Changes	2	9 (4 th 3:28)	Second Chance	2	7	FG	41.0	40.0						
Times Tied	0		Fast Breaks	2	6	3PT	0.0	0.0						
Time with Lead	30:14	09:07	Bench	13	3	FT	5.0	50.0						

GAME 6
 (RV) NOTRE DAME, 76
 #21/19 MICHIGAN, 72
 Nov. 23, 2019
 Purcell Pavilion (Ann Arbor, Mich.)

Official Basketball Box Score - Final
Notre Dame at Michigan
 11/23/19 Crisler Center, Ann Arbor
 2019-20 Women's Basketball
 Game Time: 6:00 PM
 Game Duration: 1:56
 Attendance: 4,008
 Officials: Beverly Roberts, Felicia Ginter, Gina Cross

NOTRE DAME - 76		Record: 4-2																
NO.	Name	Min	FG	3P	FT	Rebounds	Fouls	TP	AS	TO	ST	Blocks	+/-					
			M/A	M/A	M/A	OR	DR	TOT	PF	FD		BS	BA					
22	Danielle Cosgrove	F	16:34	2-4	0-1	0-0	0	1	1	5	0	4	1	3	0	1	0	4
33	Sam Brunelle	F	38:39	5-11	1-5	1-2	1	3	4	3	12	2	2	1	2	0	4	
10	Katlyn Gilbert	F	29:00	4-11	0-2	4-6	1	5	6	3	5	12	4	2	4	0	2	4
13	Marta Sniezek	G	39:00	2-3	0-1	2-2	0	4	4	4	3	6	5	6	5	0	0	6
24	Destinee Walker	G	32:34	9-14	5-8	4-6	0	2	2	3	27	1	1	4	0	0	0	6
21	Anaya Peoples	F	29:39	5-12	0-2	3-4	2	3	5	3	13	1	0	2	1	2	1	-3
2	Kaitlin Cole	F	14:34	1-1	0-0	0-0	1	0	1	4	0	2	0	1	1	0	0	-1
Team							0	1	1		0	2						
Totals			28-56	6-19	14-20	5	19	24	26	16	76	14	17	17	4	4	4	

MICHIGAN - 72		Record: 4-1																
NO.	Name	Min	FG	3P	FT	Rebounds	Fouls	TP	AS	TO	ST	Blocks	+/-					
			M/A	M/A	M/A	OR	DR	TOT	PF	FD		BS	BA					
00	Naz Hillmon	F	35:12	5-11	0-0	7-12	9	7	16	3	9	17	0	4	0	0	1	-6
5	Kayla Robbins	F	33:05	3-8	0-1	5-9	7	5	12	2	6	11	3	1	1	1	0	-1
15	Hailey Brown	F	30:26	5-13	4-8	1-2	2	4	6	3	1	15	1	3	1	0	0	-6
1	Amy Dik	G	40:00	2-11	1-2	6-8	2	3	5	2	6	11	5	7	5	0	0	-4
14	Akhenrah Johnson	G	25:16	1-6	0-3	2-2	2	2	4	3	2	4	1	5	0	1	0	-5
34	Izabel Varejao	G	14:22	3-8	0-2	0-3	2	3	5	3	2	6	0	3	1	1	0	4
24	Michelle Sidor	F	19:33	3-8	2-5	0-0	0	1	1	0	0	8	2	1	0	0	0	-4
23	Danielle Rauch	F	02:06	0-0	0-0	0-0	0	0	0	0	0	0	0	0	0	0	0	2
Team							3	4			0	0						
Totals			22-65	7-21	21-36	27	26	53	16	26	72	12	24	8	4	4	-4	

N-D		Mich		Points from		N-D		Mich		Period by Period Scoring				
Biggest lead	6 (4 th 1:18)	11 (2 nd 6:35)	Turnovers	32	9	1st	2nd	3rd	4th	TOT				
Best Scoring Run	7 (4 th 5:14)	9 (3 rd 5:20)	Paint	36	26	FG	41.0	40.0						
Lead Changes	8		Second Chance	8	29	3PT	0.0	0.0						
Times Tied	4		Fast Breaks	13	0	FT	13.2	61.9%						
Time with Lead	08:46	28:32	Bench	15	14	Dead Ball Rebounds:	11	0						

GAME 7
 FLORIDA GULF COAST, 69
 (RV) NOTRE DAME, 60
 Nov. 28, 2019
 Hard Rock Hotel Riviera Maya (Cancun, Mexico)

Official Basketball Box Score - Final
FGCU at Notre Dame
 11/28/19 Hard Rock Hotel, Cancun
 2019-20 Women's Basketball
 Game Time: 6:30 PM
 Game Duration: 1:44
 Attendance: 235
 Officials: Timothy Bryant, Chris Scaueda, Jess Fortner

FGCU - 69		Record: 6-1															
NO.	Name	Min	FG	3P	FT	Rebounds	Fouls	TP	AS	TO	ST	Blocks	+/-				
			M/A	M/A	M/A	OR	DR	TOT	PF	FD		BS	BA				
42	Tylonia Adlerly	F	36:29	7-11	0-1	2-6	11	3	14	3	6	16	4	2	1	0	5
0	David Wingate	G	29:30	8-16	2-6	1-2	0	2	2	1	19	1	1	0	0	0	2
2	Alyssa Blair	G	31:48	0-3	0-0	0-0	1	1	3	0	0	1	2	4	1	0	5
3	Keri Jewett-Giles	G	36:28	5-19	2-7	0-1	2	3	5	3	12	5	4	4	0	1	8
31	Nasrin Uleil	G	33:14	4-14	2-8	1-2	0	4	4	2	3	11	1	3	1	1	-4
13	Kerstin Phillips	F	07:43	0-1	0-1	0-2	0	1	1	1	0	0	0	0	0	0	8
34	Ashli O'Neal	F	19:17	2-6	2-4	2-2	0	4	4	4	4	8	1	0	0	0	11
15	Tyra Cox	F	03:41	1-1	1-1	0-0	0	0	0	0	0	3	0	0	0	0	12
32	Emma List	F	01:49	0-0	0-0	0-0	0	0	0	0	0	0	0	0	0	0	-2
Team							1	2	3		0	0					
Totals			27-71	9-31	6-15	14	20	34	19	17	69	13	10	12	3	2	9

NOTRE DAME - 60		Record: 4-3																
NO.	Name	Min	FG	3P	FT	Rebounds	Fouls	TP	AS	TO	ST	Blocks	+/-					
			M/A	M/A	M/A	OR	DR	TOT	PF	FD		BS	BA					
33	Sam Brunelle	F	30:29	4-12	1-5	2-4	0	12	12	5	4	11	2	3	0	1	1	-9
10	Katlyn Gilbert	F	31:17	6-12	1-3	1-2	1	6	7	3	3	14	2	5	0	0	0	-5
13	Marta Sniezek	G	35:19	2-2	1-1	4-6	0	3	3	4	6	9	5	6	0	0	0	-7
21	Anaya Peoples	G	36:24	8-13	0-1	3-4	1	8	9	1	3	19	0	9	1	1	0	-1
24	Destinee Walker	G	39:33	2-7	0-2	0-0	0	4	4	2	2	4	0	4	0	0	2	-9
2	Kaitlin Cole	F	14:04	0-0	0-0													



GAME

9

#21/20 SOUTH FLORIDA, 51
(RV/RV) NOTRE DAME, 67

Nov. 30, 2019
Hard Rock Hotel Riviera Maya (Cancun, Mexico)



Official Basketball Box Score - Final
South Fla. at Notre Dame
11:30:19 HRH Riviera Maya, Cancun
2019-20 Women's Basketball

Game Time: 4:00 PM
Game Duration: 1:41
Attendance: 174

Officials:

Box score table for South Fla. vs Notre Dame. Columns include NO., Name, Min, FG, 3P, FT, Rebounds, Fouls, TP, AS, TO, ST, Blocks, +/-.

Shooting By Period table for South Fla. vs Notre Dame. Columns include 1st FG%, 3PT%, 2nd FG%, 3PT%, 3rd FG%, 4th FG%, GM FG%, 3PT%, FT%.

Box score table for Notre Dame vs South Fla. Columns include NO., Name, Min, FG, 3P, FT, Rebounds, Fouls, TP, AS, TO, ST, Blocks, +/-.

Shooting By Period table for Notre Dame vs South Fla. Columns include 1st FG%, 3PT%, 2nd FG%, 3PT%, 3rd FG%, 4th FG%, GM FG%, 3PT%, FT%.

Summary statistics table for South Fla. vs Notre Dame. Includes USF and UND columns for Biggest lead, Best Scoring Run, Lead Changes, Times Tied, Time with Lead, Points from Turnovers, Paint, Second Chance, Fast Breaks, Bench.

GAME

10

(RV/RV) MINNESOTA, 75
(RV/RV) NOTRE DAME, 67

Dec. 4, 2019
Purcell Pavilion (Notre Dame, Ind.)



Official Basketball Box Score - Final
Minnesota at Notre Dame
12:05:19 Purcell Pavilion at the Joyce Center, Notre Dame
2019-20 Women's Basketball

Game Time: 1:00 AM
Game Duration: 1:40
Attendance: 7,093

Officials: Maj Forsberg, Eric Brewton, Rod Crech

Box score table for Minnesota vs Notre Dame. Columns include NO., Name, Min, FG, 3P, FT, Rebounds, Fouls, TP, AS, TO, ST, Blocks, +/-.

Shooting By Period table for Minnesota vs Notre Dame. Columns include 1st FG%, 3PT%, 2nd FG%, 3PT%, 3rd FG%, 4th FG%, GM FG%, 3PT%, FT%.

Box score table for Notre Dame vs Minnesota. Columns include NO., Name, Min, FG, 3P, FT, Rebounds, Fouls, TP, AS, TO, ST, Blocks, +/-.

Shooting By Period table for Notre Dame vs Minnesota. Columns include 1st FG%, 3PT%, 2nd FG%, 3PT%, 3rd FG%, 4th FG%, GM FG%, 3PT%, FT%.

Summary statistics table for Minnesota vs Notre Dame. Includes MINN and ND columns for Biggest lead, Best Scoring Run, Lead Changes, Times Tied, Time with Lead, Points from Turnovers, Paint, Second Chance, Fast Breaks, Bench.

GAME

11

(RV/RV) NOTRE DAME, 57
#4/4 UCONN, 81

Dec. 8, 2019
Gampel Pavilion (Storrs, Conn.)



Official Basketball Box Score - Final
Notre Dame at UConn
12:08:19 Harry A. Gampel Pavilion, Storrs, Conn.
2019-20 Women's Basketball

Game Time: 8:00 PM
Game Duration: 1:40
Attendance: 10,167

Officials: Joseph Vaszly, Karen Presto, Pulant Spruck

Box score table for Notre Dame vs UConn. Columns include NO., Name, Min, FG, 3P, FT, Rebounds, Fouls, TP, AS, TO, ST, Blocks, +/-.

Shooting By Period table for Notre Dame vs UConn. Columns include 1st FG%, 3PT%, 2nd FG%, 3PT%, 3rd FG%, 4th FG%, GM FG%, 3PT%, FT%.

Box score table for UConn vs Notre Dame. Columns include NO., Name, Min, FG, 3P, FT, Rebounds, Fouls, TP, AS, TO, ST, Blocks, +/-.

Shooting By Period table for UConn vs Notre Dame. Columns include 1st FG%, 3PT%, 2nd FG%, 3PT%, 3rd FG%, 4th FG%, GM FG%, 3PT%, FT%.

Summary statistics table for Notre Dame vs UConn. Includes ND and UConn columns for Biggest lead, Best Scoring Run, Lead Changes, Times Tied, Time with Lead, Points from Turnovers, Paint, Second Chance, Fast Breaks, Bench.

GAME

12

#16/16 DEPAUL, 105
NOTRE DAME, 94

Dec. 11, 2019
Purcell Pavilion (Notre Dame, Ind.)



Official Basketball Box Score - Final
DePaul at Notre Dame
12:11:19 Purcell Pavilion at the Joyce Center, Notre Dame
2019-20 Women's Basketball

Game Time: 11:30 PM
Game Duration: 1:53
Attendance: 7,148

Officials: Dee Kantner, Denise Brooks, Thomas Danaher

Box score table for DePaul vs Notre Dame. Columns include NO., Name, Min, FG, 3P, FT, Rebounds, Fouls, TP, AS, TO, ST, Blocks, +/-.

Shooting By Period table for DePaul vs Notre Dame. Columns include 1st FG%, 3PT%, 2nd FG%, 3PT%, 3rd FG%, 4th FG%, GM FG%, 3PT%, FT%.

Box score table for Notre Dame vs DePaul. Columns include NO., Name, Min, FG, 3P, FT, Rebounds, Fouls, TP, AS, TO, ST, Blocks, +/-.

Shooting By Period table for Notre Dame vs DePaul. Columns include 1st FG%, 3PT%, 2nd FG%, 3PT%, 3rd FG%, 4th FG%, GM FG%, 3PT%, FT%.

Summary statistics table for DePaul vs Notre Dame. Includes DEP and UND columns for Biggest lead, Best Scoring Run, Lead Changes, Times Tied, Time with Lead, Points from Turnovers, Paint, Second Chance, Fast Breaks, Bench.



GAME 13
CLEMSON, 71
NOTRE DAME, 55
 Dec. 29, 2019
 Purcell Pavilion (Notre Dame, Ind.)

Official Basketball Box Score - Final
Clemson at Notre Dame
 12/29/19 Purcell Pavilion at the Joyce Center, Notre Dame
 2019-20 Women's Basketball
 Game Time: 4:00 PM
 Game Duration: 1:47
 Attendance: 8,569
 Officials: Joe Vaszily, Eric Brawton, Paulani Spurlock

NO. Name	Min	FG		3P		FT		Rebounds		Fouls		TP	AS	TO	ST	Blocks		+/-
		M/A	M/A	M/A	M/A	OR	DR	OR	DR	OR	DR					BS	BA	
5 Amari Robinson	F 28:30	2-12	0-1	2-2	2	2	4	2	5	6	1	3	3	0	1	8		
44 Kobi Thornton	F 30:13	11-19	0-0	1-3	1	5	6	2	4	23	0	4	2	0	0	22		
12 Hannah Hank	C 17:03	2-5	0-0	0-0	2	1	3	4	1	4	1	0	0	1	0	5		
1 Destiny Thomas	G 33:05	1-4	1-1	1-2	3	3	5	1	2	4	12	4	2	0	0	15		
3 Kendall Spray	G 35:41	8-16	8-14	0-0	2	2	0	2	0	1	24	1	2	2	0	0	14	
35 Nique Cherry	14:22	2-6	0-0	2-3	6	5	11	2	2	6	0	3	1	0	0	2		
55 Tyler Bennett	17:25	2-4	0-0	0-0	3	4	7	2	0	4	0	2	0	4	0	3		
32 Chyna Cotton	01:07	0-0	0-0	0-0	0	1	1	0	0	0	0	0	0	0	0	0	-3	
2 Kaylee Sticker	06:16	0-2	0-2	0-0	0	0	0	0	0	0	2	0	1	0	0	0	5	
31 Shania Meertens	11:33	0-1	0-0	0-0	1	1	2	1	0	0	1	1	0	0	0	0	4	
24 Mikayla Hayes	03:07	0-0	0-0	0-0	0	0	0	0	0	0	0	0	0	0	0	1	0	3
11 Isis Lopes	01:03	0-0	0-0	0-0	0	1	1	0	0	0	0	0	0	0	0	0	0	2
22 Danae McNeal	00:35	0-0	0-0	0-0	0	0	0	0	0	0	0	1	1	0	0	0	0	2
Team					4	5				0	1							
Totals		28-69	9-18	6-10	18	29	47	15	15	71	18	21	12	6	2	16		

Record: 5-8 (1-1)
 Shooting By Period:
 1st FG% 4-19 21.1%
 2nd FG% 8-18 44.4%
 3rd FG% 8-16 50.0%
 4th FG% 8-16 50.0%
 FT% 26-33 78.8%
 3PT% 2-3 66.7%
 FT% 3-4 75%
 FT% 8-16 50.0%
 FT% 1-2 50%
 FT% 0-1 0%
 GM FG% 28-69 40.6%
 3PT% 9-18 50.0%
 FT% 6-10 60.0%
 Dead Ball Rebounds: 2, 0
 Technical Fouls: NONE

Notre Dame - 55
 Record: 5-8 (0-1)
 Shooting By Period:
 1st FG% 4-17 23.5%
 2nd FG% 3-14 21.4%
 3rd FG% 2-11 18.2%
 4th FG% 8-19 42.1%
 FT% 26-33 78.8%
 3PT% 0-0 0%
 FT% 4-4 100%
 FT% 8-19 42.1%
 FT% 0-1 0%
 GM FG% 20-64 31.3%
 3PT% 2-17 11.8%
 FT% 13-18 72.2%
 Dead Ball Rebounds: 4, 0
 Technical Fouls: NONE

Biggest lead	CLE		Points from Turnovers	Period by Period Scoring			
	UND	Score		1st	2nd	3rd	4th
Best Scoring Run	11 (2 nd 7:54)	2 (1 st 9:40)	Paint	32	28		
Lead Changes	5		Second Chance	15	10		
Times Tied	3		Fast Breaks	7	10		
Time with Lead	35:27	01:11	Bench	10	2		

GAME 14
NOTRE DAME, 60
PITT, 52
 Jan. 2, 2020
 Petersen Events Center (Pittsburgh, Penn.)

Official Basketball Box Score - Final
Notre Dame at Pittsburgh
 01/02/20 Petersen Events Center, Pittsburgh, Pa.
 2019-20 Women's Basketball
 Game Time: 1:53
 Game Duration: 1:58
 Attendance: 1,368
 Officials: Bryan Brunette, Tiana Cross, Kevin Dillard

NO. Name	Min	FG		3P		FT		Rebounds		Fouls		TP	AS	TO	ST	Blocks		+/-
		M/A	M/A	M/A	M/A	OR	DR	OR	DR	OR	DR					BS	BA	
33 Sam Brunelle	F 31:38	4-11	0-3	0-0	0	5	5	1	2	8	2	6	0	4	0	3		
30 Mikayla Vaughn	G 29:32	8-19	0-0	1-1	6	3	9	4	1	17	3	1	2	2	11			
10 Katlyn Gilbert	G 33:36	3-11	0-1	2-2	1	5	6	2	1	8	4	2	2	0	1	3		
13 Marta Sniezek	G 35:27	0-5	0-0	1-2	0	0	0	2	3	1	4	2	1	0	1	10		
21 Anya Peoples	G 29:37	3-10	0-0	4-7	5	6	11	4	4	10	2	3	3	1	3	-5		
24 Destinee Walker	29:23	5-11	1-4	5-6	1	4	5	2	7	16	1	0	3	0	1	20		
2 Kaitlin Cole	07:38	0-1	0-0	0-0	0	0	0	0	0	0	0	0	0	0	0	0	0	
22 Danielle Cosgrove	03:49	0-1	0-0	0-0	0	1	1	2	0	0	1	0	0	0	0	-2		
Team					4	5	9			0	2							
Totals		29-69	1-8	13-18	17	29	46	20	18	60	18	16	11	7	8	8		

Record: 6-8 (1-1)
 Shooting By Period:
 1st FG% 4-18 22.2%
 2nd FG% 8-23 34.8%
 3rd FG% 6-14 42.9%
 4th FG% 5-14 35.7%
 FT% 3-11 27.3%
 FT% 0-0 0%
 FT% 8-23 34.8%
 FT% 0-2 0.0%
 FT% 6-7 85.7%
 FT% 6-14 42.9%
 FT% 1-1 100.0%
 FT% 3-3 100%
 FT% 5-14 35.7%
 FT% 0-3 0.0%
 FT% 4-8 50%
 GM FG% 23-69 33.3%
 3PT% 1-8 12.5%
 FT% 13-18 72.2%
 Dead Ball Rebounds: 2, 0
 Technical Fouls: NONE

Pittsburgh - 52
 Record: 3-10 (0-2)
 Shooting By Period:
 1st FG% 4-17 23.5%
 2nd FG% 3-14 21.4%
 3rd FG% 2-11 18.2%
 4th FG% 8-19 42.1%
 FT% 26-33 78.8%
 3PT% 0-0 0%
 FT% 4-4 100%
 FT% 8-19 42.1%
 FT% 0-1 0%
 GM FG% 20-64 31.3%
 3PT% 2-17 11.8%
 FT% 13-18 72.2%
 Dead Ball Rebounds: 4, 0
 Technical Fouls: NONE

Biggest lead	UND		Points from Turnovers	Period by Period Scoring			
	PIT	Score		1st	2nd	3rd	4th
Best Scoring Run	13 (3 rd 8:55)	8 (3 rd 2:18)	Paint	40	22		
Lead Changes	4		Second Chance	8	15		
Times Tied	5		Fast Breaks	14	9		
Time with Lead	28:21	08:02	Bench	16	23		

GAME 15
NOTRE DAME, 63
SYRACUSE, 74 (OT)
 Jan. 5, 2019
 Carrier Dome (Syracuse, N.Y.)

Official Basketball Box Score - Final
Notre Dame at Syracuse
 01/05/20 Carrier Dome, Syracuse
 2019-20 Women's Basketball
 Game Time: 9:00 PM
 Game Duration: 2:07
 Attendance: 4,306
 Officials: Denise Brooks, Edward Sidasky, Jules Gallen

NO. Name	Min	FG		3P		FT		Rebounds		Fouls		TP	AS	TO	ST	Blocks		+/-
		M/A	M/A	M/A	M/A	OR	DR	OR	DR	OR	DR					BS	BA	
33 Sam Brunelle	F 42:11	5-16	2-5	0-2	3	4	7	2	1	12	1	3	1	1	0	-14		
30 Mikayla Vaughn	C 27:58	7-8	0-0	2-3	5	6	11	5	2	16	0	1	3	0	0	8		
10 Katlyn Gilbert	G 26:29	3-15	0-2	0-0	0	2	2	3	2	6	1	3	1	0	1	-17		
13 Marta Sniezek	G 41:41	0-6	0-2	0-0	0	5	5	2	3	0	10	7	1	0	2	-10		
24 Destinee Walker	G 37:35	8-17	4-9	5-8	0	6	6	5	4	25	3	1	1	1	0	-10		
21 Anya Peoples	38:27	0-7	0-1	4-8	4	7	11	1	5	4	2	6	2	2	4	-4		
22 Danielle Cosgrove	09:07	0-2	0-0	0-0	0	0	0	0	0	1	1	0	1	0	1	-6		
2 Kaitlin Cole	01:32	0-0	0-0	0-0	0	1	1	0	0	0	0	0	0	0	0	-2		
Team					3	9	12			0	0							
Totals		23-71	6-19	11-21	16	39	55	19	17	63	17	22	12	7	8	-11		

Record: 6-9 (1-2)
 Shooting By Period:
 1st FG% 6-18 33.3%
 2nd FG% 6-19 31.6%
 3rd FG% 6-12 50.0%
 4th FG% 4-16 25.0%
 FT% 2-4 50%
 FT% 1-7 14.3%
 FT% 2-4 50%
 FT% 1-6 16.7%
 FT% 0-1 0%
 FT% 1-2 50%
 GM FG% 23-71 32.4%
 3PT% 6-19 31.6%
 FT% 11-21 52.4%
 Dead Ball Rebounds: 5, 0
 Technical Fouls: NONE

Syracuse - 74
 Record: 8-6 (2-1)
 Shooting By Period:
 1st FG% 7-23 30.4%
 2nd FG% 3-12 25.0%
 3rd FG% 3-4 75%
 4th FG% 2-16 12.5%
 FT% 3-9 33.3%
 FT% 5-7 71.4%
 FT% 5-19 26.3%
 FT% 0-8 0%
 FT% 0-2 0%
 FT% 6-11 54.5%
 FT% 2-6 33.3%
 FT% 5-6 83.3%
 FT% 5-9 55.6%
 FT% 0-1 0%
 FT% 4-6 66.7%
 GM FG% 25-78 32.0%
 3PT% 7-36 19.4%
 FT% 17-25 68.0%
 Dead Ball Rebounds: 4, 0
 Technical Fouls: NONE

Biggest lead	UND		Points from Turnovers	Period by Period Scoring			
	SYR	Score		1st	2nd	3rd	4th
Best Scoring Run	7 (2 nd 7:09)	15 (1 st OT 1:53)	Paint	24	30		
Lead Changes	2		Second Chance	15	24		
Times Tied	5		Fast Breaks	18	13		
Time with Lead	18:50	22:43	Bench	4	4		

GAME 16
BOSTON COLLEGE, 75
NOTRE DAME, 65
 Jan. 9, 2019
 Purcell Pavilion (Notre Dame, Ind.)

Official Basketball Box Score - Final
Boston College at Notre Dame
 01/10/20 Purcell Pavilion at the Joyce Center, Notre Dame
 2019-20 Women's Basketball
 Game Time: 12:00 AM
 Game Duration: 1:52
 Attendance: 7,437
 Officials: Mark Hardcastle, Talisa Green, Saf Esho

NO. Name	Min	FG		3P		FT		Rebounds		Fouls		TP	AS	TO	ST	Blocks		+/-
		M/A	M/A	M/A	M/A	OR	DR	OR	DR	OR	DR					BS	BA	
11 Emma Guy	F 32:08	5-11	0-0	1-2	5	7	12	2	1	11	1	5	1	2	1	9		
13 Taylor Soule	F 29:06	6-9	0-0	7-10	6	6	12	2	7	19	3	2	0	1	0	4		
1 Cameron Swartz	G 31:46	5-14	2-3	2-2	1	3	1	6	14	2	1	1	0	1	8			
10 Makayla Dickens	G 34:10	3-12	3-8	0-0	1	2	3	2	4	9	3	0	3	0	1	5		
14 Marnelle Garraud	G 33:53	3-8	2-3	0-0	2	2	2	1	8	4	3	3	0	1	14			
5 Georgia Pineau	21:02	5-11	0-0	0-0	2	2	3	0	10	2	1	1	0	1	2			
23 Milan Bolden-Morris	05:02	1-1	0-0	0-0	1	1	0	0	2	0	0	0	0	0	3			
4 Taylor Ortlepp	02:41	0-0	0-0	0-0	0	0	0	0	0	0	0	0	0	0	-2			
3 Jaelyn Batts	10:12	1-2	0-0	0-0	2	3	5	3	2	2	1	0	1	0	7			
Team					4	1	5			0	3							
Totals		29-68	7-17	10-15	20	25	45	17	17	75	17	16	9	4	5	10		



GAME

17

#9/8 NC STATE,
NOTRE DAME,

Jan. 12, 2020
Purcell Pavilion (Notre Dame, Ind.)



Official Basketball Box Score - Final
NC State at Notre Dame
01/12/20 Purcell Pavilion at the Joyce Center, Notre Dame
2019-20 Women's Basketball

Game Time: 9:00 PM
Game Duration: 1:43
Attendance: 7,861

Officials: Joseph Vaszily, Rod Creech, Fatou Cissoko-Stephens

NC State - 90													Record: 15-1 (4-1)			Shooting By Period														
NO.	Name	Min	FG M-A	3P M-A	FT M-A	Rebounds OR DR TOT	Fouls PF FD	TP	AS	TO	ST	Blocks BS BA	+/-	1st	2nd	3rd	4th	GM												
25	Kayla Jones	F 21:57	6-7	1-2	2-2	2 1 3	2 1	15	4	1	2	0 0 0	30	1st	FG%	8-14	57.1%	3PT%	2-7	28.6%										
33	Elissa Cunane	C 24:36	8-10	2-2	4-5	3 7 10	1 6	22	2	5	0	0 0 0	30	2nd	FG%	4-5	80%	FT%	8-12	66.7%										
1	Aislinn King	G 22:59	2-8	1-7	0-0	0 5 5	1 0	5	5	5	0	0 0 0	31	3rd	FG%	1-4	25.0%	FT%	0-2	0%										
3	Kai Crutchfield	G 25:08	5-6	3-4	0-0	1 3 4	1 0	13	1	0	0	0 1 1	30	4th	FG%	8-18	44.4%	3PT%	1-6	16.7%										
11	Jakia Brown-Turner	G 25:13	2-5	1-4	0-0	0 2 2	4 0	5	2	1	1	0 0 0	19	GM	FG%	34-60	56.7%	3PT%	9-26	34.6%										
5	Jadia Boyd	20:49	7-11	0-1	2-4	2 4 6	3 3	16	1	1	2	1 2 5	5	FT%	13-17	76.5%														
2	Kaila Ealey	16:47	0-0	0-0	1-2	0 6 6	1 3	1	2	2	2	0 0 0	18																	
24	Erika Cassell	07:56	0-0	0-0	0-0	0 1 1	1 0	0	0	0	1	0 1 0	1																	
23	Grace Hunter	11:56	2-5	1-2	2-2	3 2 5	0 2	7	0	1	0	0 0 0	-1																	
41	Camille Hobby	07:28	2-3	0-1	0-0	1 0 1	0 0	4	1	1	1	0 0 0	3																	
15	Kendal Moore	05:03	0-2	0-0	2-2	0 0 0	0 1	2	0	0	0	0 0 0	3																	
40	Katie Wadsworth	03:08	0-3	0-3	0-0	0 0 0	0 0	0	0	0	0	0 0 0	1																	
Team																														
Totals													34-60	9-26	13-17	12	32	44	14	16	90	18	19	8	2	3	34			

Technical Fouls: NONE

Dead Ball Rebounds: 2, 0

Notre Dame - 56													Record: 6-11 (1-4)			Shooting By Period														
NO.	Name	Min	FG M-A	3P M-A	FT M-A	Rebounds OR DR TOT	Fouls PF FD	TP	AS	TO	ST	Blocks BS BA	+/-	1st	2nd	3rd	4th	GM												
33	Sam Brunelle	F 26:55	2-8	2-7	0-0	1 1 2	3 1	6	1	1	0	0 0 0	-21	1st	FG%	7-21	33.3%	3PT%	1-6	16.7%										
30	Mikayla Vaughn	C 24:47	3-3	0-0	0-0	0 1 1	3 2	6	2	2	3	2 2 0	-18	2nd	FG%	3-11	27.3%	3PT%	0-3	0.0%										
10	Kathlyn Gilbert	G 35:11	12-26	0-3	1-2	0 4 4	0 2	25	1	4	4	0 1 1	-33	3rd	FG%	4-8	50%	FT%	4-8	50%										
13	Maria Sniezak	G 29:09	0-1	0-0	2-2	0 4 4	4 3	2	2	4	3	0 0 0	-16	4th	FG%	8-19	42.1%	3PT%	2-7	28.6%										
24	Destinee Walker	G 35:11	4-15	0-6	3-4	3 1 4	2 3	11	2	2	0	0 0 0	-37	GM	FG%	23-68	33.8%	3PT%	3-22	13.6%										
21	Anaya Peoples	12:19	1-5	0-0	1-4	2 1 3	0 3	3	0	1	2	1 1 1	-6	FT%	7-12	58.3%														
22	Danielle Cosgrove	21:31	0-7	0-4	0-0	2 0 2	3 0	0	0	1	0	0 0 0	-28																	
2	Kaitlin Cole	08:52	0-0	0-0	0-0	0 1 1	1 0	0	0	0	0	0 0 0	-13																	
20	Nicole Benz	01:53	1-2	1-1	0-0	0 0 0	0 0	3	0	0	0	0 0 0	-1																	
3	Margaret Murdock	01:24	0-0	0-0	0-0	0 0 0	0 0	0	0	0	0	0 0 0	1																	
5	Catherine Murdock	01:24	0-1	0-1	0-0	2 0 2	0 0	0	1	0	0	0 0 0	1																	
40	Kathleen Keyes	01:24	0-0	0-0	0-0	0 0 0	0 0	0	0	1	0	0 0 0	1																	
Team																														
Totals													23-68	3-22	7-12	15	16	31	16	14	56	9	17	12	3	2	-34			

Technical Fouls: NONE

Dead Ball Rebounds: 3, 0

	NCST	ND	Points from Turnovers	NCST	ND	Period by Period Scoring					
Biggest lead	35 (3 rd 2:08)	5 (1 st 8:37)		22	10	1st	2nd	3rd	4th	TOT	
Best Scoring Run	12 (3 rd 8:00)	7 (4 th 8:53)	Paint	38	22	NCST	22	17	30	21	90
Lead Changes	5		Second Chance	15	11	ND	15	10	11	20	56
Times Tied	0		Fast Breaks	5	8						
Time with Lead	36:51	02:20	Bench	30	6						

GAME

19

MIAMI,
NOTRE DAME,

Jan. 19, 2020
Purcell Pavilion (Notre Dame, Ind.)

GAME

20

NOTRE DAME,
VIRGINIA,

Jan. 26, 2020
John Paul Jones Arena (Charlottesville, Va.)



**2019-20 Notre Dame Women's Basketball
Combined Team Statistics
All games**

Page 1/1
as of Jan 12, 2020

Game Records

Record	Overall	Home	Away	Neutral
ALL GAMES	6-11	2-7	3-2	1-2
CONFERENCE	1-4	0-3	1-1	0-0
NON-CONFERENCE	5-7	2-4	2-1	1-2

Score by Periods

Team	1st	2nd	3rd	4th	OT	TOT
Notre Dame	245	257	302	302	3	1109
Opponents	295	284	321	278	14	1192

Team Box Score

No.	Player				Total		3-Point		F-Throw		Rebounds								PTS	AVG		
		GP-GS	MIN	AVG	FG-FGA	FG%	3FG-FGA	3FG%	FT-FTA	FT%	OFF	DEF	TOT	AVG	PF	DQ	A	TO			BLK	STL
10	GILBERT, Katlyn	17-16	571:22	33.6	99-244	.406	8-30	.267	40-61	.656	17	67	84	4.9	33	0	34	63	7	32	246	14.5
24	WALKER, Destinee	17-16	599:05	35.2	81-207	.391	19-82	.232	59-80	.738	19	49	68	4.0	42	2	24	29	4	22	240	14.1
33	BRUNELLE, Sam	17-17	560:56	33.0	86-214	.402	20-87	.230	28-42	.667	20	84	104	6.1	43	1	27	49	19	10	220	12.9
21	PEOPLES, Anaya	17-10	537:43	31.6	86-188	.457	2-16	.125	41-83	.494	45	92	137	8.1	44	1	28	32	18	33	215	12.6
30	VAUGHN, Mikayla	6-6	159:22	26.6	27-47	.574	0-0	.000	7-9	.778	18	23	41	6.8	17	1	14	9	10	10	61	10.2
13	SNIEZEK, Marta	16-16	573:54	35.9	19-54	.352	2-9	.222	25-31	.806	2	55	57	3.6	53	2	94	71	2	34	65	4.1
22	COSGROVE, Danielle	17-4	245:50	14.5	16-65	.246	4-19	.211	11-17	.647	14	23	37	2.2	23	1	12	21	7	5	47	2.8
2	COLE, Kaitlin	17-0	157:21	9.3	5-16	.313	0-4	.000	2-6	.333	12	11	23	1.4	22	0	5	9	1	7	12	0.7
20	BENZ, Nicole	7-0	09:02	1.3	1-3	.333	1-2	.500	0-0	.000	0	0	0	0.0	1	0	0	0	0	0	3	0.4
3	MURDOCK, Margaret	3-0	03:28	1.2	0-2	.000	0-2	.000	0-0	.000	0	0	0	0.0	0	0	0	0	0	0	0	0.0
40	KEYES, Kathleen	3-0	03:28	1.2	0-0	.000	0-0	.000	0-0	.000	0	0	0	0.0	0	0	2	0	0	0	0	0.0
5	MURDOCK, Catherine	3-0	03:28	1.2	0-1	.000	0-1	.000	0-0	.000	2	0	2	0.7	0	0	1	2	0	0	0	0.0
Team											48	37	85				14					
Total		17	3425		420-1041	.403	56-252	.222	213-329	.647	197	441	638	37.5	278	8	239	301	68	153	1109	65.2
Opponents		17	3425		445-1152	.386	134-445	.301	168-261	.644	298	472	770	45.3	312	2	264	315	84	155	1192	70.1

Team Statistics

	ND	OPP
Scoring	1109	1192
Points per game	65.2	70.1
Scoring margin	-4.9	-
Field goals-att	420-1041	445-1152
Field goal pct	.403	.386
3 point fg-att	56-252	134-445
3-point FG pct	.222	.301
3-pt FG made per game	3.3	7.9
Free throws-att	213-329	168-261
Free throw pct	.647	.644
F-Throws made per game	12.5	9.9
Rebounds	638	770
Rebounds per game	37.5	45.3
Rebounding margin	-7.8	-
Assists	239	264
Assists per game	14.1	15.5
Turnovers	301	315
Turnovers per game	17.7	18.5
Turnover margin	+0.8	-
Assist/turnover ratio	0.8	0.8
Steals	153	155
Steals per game	9.0	9.1
Blocks	68	84
Blocks per game	4.0	4.9
Winning streak	0	-
Home win streak	0	-
Attendance	68397	23049
Home games-Avg/Game	9-7600	5-4610
Neutral site-Avg/Game	-	3-223

Team Results

Date	Opponent	Score	Att.
11/05/2019	at Fordham	W 60-55	3200
11/08/2019	Loyola Maryland	W 84-60	7613
11/11/2019	Tennessee	L 63-74	7801
11/14/2019	Michigan St.	L 69-72	7556
11/20/2019	Toledo	W 54-51	7269
11/23/2019	at Michigan	W 76-72	4008
11/28/2019	vs FGCU	L 60-69	235
11/29/2019	vs South Dakota St.	L 59-65	259
11/30/2019	vs South Fla.	W 67-51	174
12/04/2019	Minnesota	L 67-75	7093
12/08/2019	at UConn	L 57-81	10167
12/11/2019	DePaul	L 94-105	7148
12/29/2019	Clemson	L 55-71	8569
01/02/2020	at Pittsburgh	W 60-52	1368
01/05/2020	at Syracuse	Lot 63-74	4306
01/09/2020	Boston College	L 65-75	7487
01/12/2020	NC State	L 56-90	7861



**2019-20 Notre Dame Women's Basketball
Combined Team Statistics
In Conference games**

Page 1/1
as of Jan 12, 2020

Game Records

Record	Overall	Home	Away	Neutral
ALL GAMES	1-4	0-3	1-1	0-0
CONFERENCE	1-4	0-3	1-1	0-0
NON-CONFERENCE	0-0	0-0	0-0	0-0

Score by Periods

Team	1st	2nd	3rd	4th	OT	TOT
Notre Dame	72	65	73	86	3	299
Opponents	84	80	100	84	14	362

Team Box Score

No.	Player	Total			3-Point		F-Throw		Rebounds				Other									
		GP-GS	MIN	AVG	FG-FGA	FG%	3FG-FGA	3FG%	FT-FTA	FT%	OFF	DEF	TOT	AVG	PF	DQ	A	TO	BLK	STL	PTS	AVG
24	WALKER, Destinee	5-4	175:13	35.0	27-73	.370	7-32	.219	22-28	.786	7	14	21	4.2	13	1	11	7	3	5	83	16.6
10	GILBERT, Katlyn	5-5	164:40	32.9	27-86	.314	2-11	.182	10-12	.833	3	17	20	4.0	10	0	16	20	0	8	66	13.2
30	VAUGHN, Mikayla	5-5	139:04	27.8	24-41	.585	0-0	.000	5-6	.833	16	16	32	6.4	17	1	10	6	10	9	53	10.6
33	BRUNELLE, Sam	5-5	164:01	32.8	19-55	.345	7-25	.280	1-4	.250	6	19	25	5.0	11	0	6	18	5	3	46	9.2
21	PEOPLES, Anaya	5-2	147:15	29.5	14-46	.304	0-4	.000	13-25	.520	16	22	38	7.6	11	0	4	15	6	12	41	8.2
20	BENZ, Nicole	2-0	02:28	1.2	1-2	.500	1-1	1.000	0-0	.000	0	0	0	0.0	0	0	0	0	0	0	3	1.5
22	COSGROVE, Danielle	5-0	52:54	10.6	2-14	.143	0-4	.000	0-0	.000	2	2	4	0.8	7	0	1	3	0	1	4	0.8
13	SNIEZEK, Marta	4-4	136:15	34.1	0-13	.000	0-2	.000	3-4	.750	0	12	12	3.0	11	0	24	16	0	11	3	0.8
2	COLE, Kaitlin	5-0	37:11	7.4	0-4	.000	0-2	.000	0-0	.000	2	4	6	1.2	7	0	1	2	0	1	0	0.0
5	MURDOCK, Catherine	2-0	01:59	1.0	0-1	.000	0-1	.000	0-0	.000	2	0	2	1.0	0	0	1	1	0	0	0	0.0
3	MURDOCK, Margaret	2-0	01:59	1.0	0-1	.000	0-1	.000	0-0	.000	0	0	0	0.0	0	0	0	0	0	0	0	0.0
40	KEYES, Kathleen	2-0	01:59	1.0	0-0	.000	0-0	.000	0-0	.000	0	0	0	0.0	0	0	0	1	0	0	0	0.0
Team											24	23	47					3				
Total		5	1025		114-336	.339	17-83	.205	54-79	.684	78	129	207	41.4	87	2	74	92	24	50	299	59.8
Opponents		5	1025		132-338	.391	35-114	.307	63-92	.685	89	155	244	48.8	81	0	76	94	28	49	362	72.4

Team Statistics

	ND	OPP
Scoring	299	362
Points per game	59.8	72.4
Scoring margin	-12.6	-
Field goals-att	114-336	132-338
Field goal pct	.339	.391
3 point fg-att	17-83	35-114
3-point FG pct	.205	.307
3-pt FG made per game	3.4	7.0
Free throws-att	54-79	63-92
Free throw pct	.684	.685
F-Throws made per game	10.8	12.6
Rebounds	207	244
Rebounds per game	41.4	48.8
Rebounding margin	-7.4	-
Assists	74	76
Assists per game	14.8	15.2
Turnovers	92	94
Turnovers per game	18.4	18.8
Turnover margin	+0.4	-
Assist/turnover ratio	0.8	0.8
Steals	50	49
Steals per game	10.0	9.8
Blocks	24	28
Blocks per game	4.8	5.6
Winning streak	0	-
Home win streak	0	-
Attendance	23917	5674
Home games-Avg/Game	3-7972	2-2837
Neutral site-Avg/Game	-	0-0

Team Results

Date	Opponent		Score	Att.
12/29/2019	Clemson	L	55-71	8569
01/02/2020	at Pittsburgh	W	60-52	1368
01/05/2020	at Syracuse	Lot	63-74	4306
01/09/2020	Boston College	L	65-75	7487
01/12/2020	NC State	L	56-90	7861

TV/RADIO ROSTER



#2 Katie Cole
Sr. // G // 5-10
Toledo, Ohio
Sylvania Northview



#3 Maggie Murdock
So. // G // 5-8
Glencoe, Ill.
New Trier



#5 Cate Murdock
So. // G // 5-8
Glencoe, Ill.
New Trier



#10 Katlyn Gilbert
So. // G // 5-10
Indianapolis, Ind.
Heritage Christian



#12 Abby Prohaska
So. // G // 5-10
Libert Township, Ohio
Lakota West



#13 Marta Sniezek
Sr. // G // 5-8
McLean, Va.
Stanford



#20 Nicole Benz
Jr. // G // 5-8
Valencia, Calif.
William S. Hart



#21 Anaya Peoples
Fr. // G // 5-10
Danville, Ill.
Schlarman



#22 Danielle Cosgrove
So. // F // 6-4
Holbrook, N.Y.
Sachem East



#24 Destinee Walker
Gr. // G // 5-10
Orlando, Fla.
North Carolina



#30 Mikky Vaughn
Jr. // C // 6-3
Philadelphia, Penn.
Paul VI/Friends' Central



#33 Sam Brunelle
Fr. // F // 6-2
Ruckersville, Va.
William Monroe



#40 Katie Keyes
Fr. // 5-11 // F
Ridgewood, N.J.
Ridgewood



Muffet McGraw
Karen & Kevin Keyes Head Coach
33rd Season at Notre Dame
38th Overall as Head Coach



Carol Owens
Associate Head Coach
11th Season as Associate
20th Season at Notre Dame



Beth Cunningham
Associate Head Coach
8th Season



Michaela Mabrey
Assistant Coach
1st Season