



# NOTRE DAME

## WOMEN'S BASKETBALL

### FIGHTING IRISH MEDIA

#### Primary Women's Basketball Contact

<b>Josh Bates</b> @Josh13Bates	jbbates2@nd.edu 574-310-9954
-----------------------------------	---------------------------------

## GAME 22

## GEORGIA TECH (14-7, 5-5)

### 2019-20 RESULTS (7-14, 2-7)

Date	Opponent	TV	Time/Result
N5	at Fordham	ESPN+	W, 60-55
N8	Loyola Maryland	ACCNX	W, 84-60
N11	(RV/RV) Tennessee	ESPN2	L, 74-63
N14	#16/21 Michigan State	ACCN	L, 72-69
N20	Toledo	ACCNX	W, 54-51
N23	at #21/19 Michigan	BTN+	W, 76-72
N28	FGCU +	Flo Stream	L, 69-60
N29	South Dakota State +	Flo Stream	L, 65-59
N30	#21/20 USF +	Flo Stream	W, 67-51
D4	(RV/RV) Minnesota ^	ACCN	L, 75-67
D8	at #4/4 UConn &	ESPN	L, 81-57
D11	#16/15 DePaul	ACCN	L, 105-94
D29	Clemson *	RSN	L, 71-55
J2	at Pittsburgh *	ACCNX	W, 60-52
J5	at Syracuse *	ACCN	L, 74-63 (OT)
J9	Boston College *	ACCNX	L, 75-65
J12	#9/8 NC State *	ACCN	L, 90-56
J16	at Duke *	ACCN	L, 50-47
J19	Miami *	ACCN	W, 76-53
J26	at Virginia *	ACCNX	L, 90-60
J30	#5/4 Louisville *	ESPNNews	L, 86-54
F2	at Georgia Tech *	ACCN	2 pm
F6	at Wake Forest *	ACCNX	7 pm
F9	Pittsburgh *	ACCN	4 pm
F13	at Boston College *	ACCNX	7 pm
F16	at Louisville *	ACCN	3 pm
F20	Virginia Tech *	RSN	8 pm
F23	Syracuse *	ACCN	12 pm
F27	North Carolina *	ACCNX	7 pm
M1	at Florida State *	ESPN2/ACCN	2 pm
M4-8	ACC Championships		
M20-23	NCAA 1st & 2nd Rounds		
M27-30	NCAA Regional Round		
A3-5	NCAA Final Four		

@ - Exhibition

+ - Cancun Challenge

^ - ACC/Big Ten Challenge

& - Jimmy V Classic | Hartford, Connecticut

\* - Atlantic Coast Conference game

# - ACC Tournament (Greensboro, N.C.)

! - NCAA Championship

### GAME INFO

	Sunday, Feb. 2   2:00 p.m. ET	Atlanta, Ga.   McCamish Pavilion (8,600)
	ACC Network	Pam Ward, Kelly Gramlich
	Pulse FM 96.9 / 92.1 / 103.1	Tony Simeone, Karen Keyes
	Follow the live stats on <a href="http://UND.com">UND.com</a>	
	@NDWBB   #GoIrish	

### THE SERIES

vs Georgia Tech	ND leads, 12-0	Last: ND won, 90-50, at ND, on 2/3/19	Streak: W12
at Georgia Tech	ND leads, 5-0	Last: ND won, 76-55, on 1/16/19	Streak: W5

### THE COACHES

	Head Coach	At School	Overall
ND	Muffet McGraw	842-248 (33rd year)	930-289 (38th year)
GT	Nell Fortner	14-7 (1st year)	176-124 (10th year)

### BY THE NUMBERS

<b>10,230</b>	The record breaking career amount of points lost with last year's starting five
<b>3,259</b>	Points lost from players last season (includes transfers and Prohaska) - equates to 94.4 percent of the offense
<b>1,006</b>	All-time Notre Dame program wins
<b>930</b>	Coach McGraw Career Wins
<b>842</b>	Coach McGraw wins at Notre Dame
<b>234</b>	Consecutive weeks ranked in the AP Poll before ND dropped out in week two (dated back to 2007-08 season) - ranked as the 3rd best active streak behind UConn and Baylor
<b>91-5</b>	Notre Dame's record in ACC play before this season. Now 93-12
<b>67</b>	NCAA Tournament wins - 4th most in Division I
<b>58</b>	Straight conference wins at home (dating back to 2012) before the ACC season-opening loss to Clemson
<b>31</b>	Points scored by Brunelle vs. DePaul on Dec. 11 - ties most by a freshman in ND history
<b>27</b>	Total conference championships
<b>24</b>	straight NCAA Championship appearances - fourth longest active streak & fifth longest all-time
<b>23</b>	Charges taken by Marta Snizek
<b>22</b>	Different All-Americans
<b>14.2</b>	Brunelle's points per game which leads all freshmen in the ACC.
<b>11</b>	30-win seasons in program history
<b>9</b>	Final Four appearances - ranks as fifth most
<b>8</b>	Regular season league championships in a row (2 Big East / 6 ACC)
<b>7</b>	NCAA Title game appearances - 1 of 4 schools to do so (Tennessee, UConn and La Tech) // Brunelle became the first freshman to start her Irish career with seven double-digit scoring efforts
<b>3</b>	National ranking for Notre Dame's 2020 recruiting class - the highest in Coach McGraw's tenure
<b>2</b>	National Titles - Notre Dame is the seventh program with multiple national championships
<b>1</b>	Naismith Hall of Fame Coach



## NOTRE DAME ROSTER

No.	Name	Position	Height	Year	Hometown	Previous School
2	Kaitlin Cole	G	5-10	Sr.	Toledo, Ohio	Sylvania Northview
3	Maggie Murdock	G	5-8	So.	Glencoe, Ill.	New Trier
5	Cate Murdock	G	5-8	So.	Glencoe, Ill.	New Trier
10	Katlyn Gilbert	G	5-10	So.	Indianapolis, Ind.	Heritage Christian
12	Abby Prohaska	G	5-10	So.	Liberty Township, Ohio	Lakota West
13	Marta Sniezek	G	5-8	Gs.	McLean, Va.	Stanford
20	Nicole Benz	G	5-8	Jr.	Valencia, Calif.	William S. Hart
21	Anaya Peoples	G	5-10	Fr.	Danville, Ill.	Schlarman
22	Danielle Cosgrove	F	6-4	So.	Holbrook, N.Y.	Sachem East
24	Destinee Walker	G	5-10	Gr.	Orlando, Fla.	North Carolina
30	Mikayla Vaughn	C	6-3	Jr.	Philadelphia, Penn.	Paul VI/Friends' Central
33	Sam Brunelle	F	6-2	Fr.	Ruckersville, Va.	William Monroe
40	Katie Keyes	F	5-11	Fr.	Ridgewood, N.J.	Ridgewood

Karen & Kevin Keyes Women's Basketball Head Coach	Muffet McGraw	Saint Joseph's '77	33rd Season / 38th Overall
Associate Head Coach	Carol Owens	Northern Illinois '90	19th Season
Associate Head Coach	Beth Cunningham	Notre Dame '97	8th Season
Assistant Coach	Michaela Mabrey	Notre Dame '16	1st Season
Director of Operations	Angie Potthoff	Penn State '97	1st Season
Video Coordinator	James Spinelli	Temple '14	2nd Season
Sport Administrator	Katie Capps	Western Kentucky '02	5th Season

### AT THE HELM

Karen and Kevin Keyes head coach Muffet McGraw completed her 32nd season at the helm of the Irish (842-248) and 37th year overall as a head coach (930-289). With 930 career wins, McGraw ranks seventh all-time among Division I coaches. McGraw also ranks fifth among active coaches, trailing Tara VanDerveer, Geno Auriemma, Barbara Stevens and Vivian Stringer.

McGraw is also just one of four coaches (men's or women's basketball) in NCAA Division I history with over 900 wins, nine Final Fours and multiple national championships. The prestigious list includes Pat Summitt, Geno Auriemma and Duke men's coach Mike Krzyzewski.

In September of 2017, McGraw was enshrined into the Naismith Memorial Basketball Hall of Fame, becoming the 32nd woman ever to do so and 13th female coach.

Coach McGraw boasts nine Final Fours (third behind Auriemma and Summitt), seven NCAA title game appearances and the third most NCAA Tournament wins with 67. Coach McGraw is also the sixth different coach with multiple NCAA titles, joining Auriemma, Summitt, Linda Sharp, Tara VanDerveer and Kim Mulkey.

Finally, against the very school in which she began her head coaching career, Coach McGraw joined the 900-win club when the Irish defeated Lehigh on Dec. 30, 2018. McGraw became the fourth fastest Division I coach to

reach the 900 win milestone, doing so in 1,172 games:

Geno Auriemma	1,034 games
Pat Summitt	1,072 games
Tara VanDerveer	1,104 games

### NCAA HISTORY

Notre Dame wrapped its 26th NCAA Championship appearance and 24th in a row. Their 24 straight appearances are the fourth longest active streak in the country and fifth best all-time.

### Most Consecutive NCAA Berths

No.	School	Streak	Years
1.	Tennessee	38	1982-2019*
2.	Stanford	32	1988-2019*
3.	UConn	31	1989-2019*
4.	Louisiana Tech	25	1982-2011
5.	<b>Notre Dame</b>	<b>24</b>	<b>1996-2019*</b>

\* denotes active streak

The Irish are 67-24 all-time in the NCAA Tournament, as their 67 wins rank fourth all-time.

Notre Dame joins Louisiana Tech, USC and Stanford with two NCAA titles behind UConn (11), Tennessee (8) and Baylor (3).

Notre Dame is one of three schools (Tennessee & UConn) to reach seven NCAA Title games. Their nine Final Four appearances are the fifth-most of any school behind Tennessee (18), UConn (18), Stanford (13) and La Tech (10).

## PRONUNCIATION

Katlyn Gilbert	Kate-lyn
Anaya Peoples	Uh-nay-uh
Abby Prohaska	Pro-hask-kuh
Marta Sniezek	Sneeze-ick

## TEAM INFORMATION

Conference	Atlantic Coast
Home Arena (Capacity)	Purcell Pavilion (9,149)
Starters Returning/Lost	0/5
Total Returning/Lost	6/8
Newcomers	4
First Season	1977-78
Full Seasons	41
All-Time Record	1,006-347 (.743)
NCAA Appearances/Record	26 / 67-24 (.736)
First/Last NCAA Appearance	1992 / 2018
ACC Member	2013-14 - present
ACC Regular Season	93-12 (.892)
ACC Tournament	17-1 (.933)
ACC Tournament Championships	4 (2014-17)

## NATIONAL RANKINGS

2019-20 AP TOP 25  
(Week 13)

- South Carolina
- Baylor
- Oregon
- UConn
- Louisville
- Stanford
- NC State
- UCLA
- Mississippi St
- Oregon St
- DePaul
- Gonzaga
- Kentucky
- Florida St
- Texas A&M
- Arizona
- Maryland
- Iowa
- Arizona St
- Indiana
- South Dakota
- Tennessee
- Northwestern
- Missouri St
- Arkansas

Receiving Votes:  
Princeton 44, Florida Gulf Coast  
7, TCU 7, LSU 2, Stony Brook 1,  
Rutgers 1, Texas 1, West Virginia 1

2019-20 USA TODAY COACHES  
(Week 13)

- Baylor
- South Carolina
- Oregon
- Louisville
- UConn
- Stanford
- NC State
- Mississippi St
- UCLA
- Oregon St
- Gonzaga
- DePaul
- Kentucky
- Florida St
- Texas A&M
- Maryland
- Arizona
- South Dakota
- Iowa
- Arizona St
- Missouri St
- Tennessee
- Indiana
- FGCU
- Arkansas

Receiving Votes:  
Northwestern 71, Princeton 70,  
Stony Brook 4, Bradley 3, TCU 1,  
James Madison 1, LSU 1

**NOTRE DAME ACC STATS**

Team Stats	ACC Only (Rk)	All Games (Rk)
Scoring Offense	60.3 (10)	64.6 (11)
Scoring Defense	69.4 (11)	69.3 (14)
Scoring Margin	-9.1 (13)	-4.7 (14)
FT Percentage	.704 (6)	.659 (12)
FG Percentage	.349 (14)	.398 (11)
FG Pct. Defense	.392 (6)	.387 (11)
3-FG Percentage	.250 (14)	.239 (15)
3-FG Pct. Defense	.288 (4)	.295 (9)
Rebounding Offense	41.0 (4)	38.0 (14)
Rebounding Defense	45.5 (15)	44.5 (15)
Rebounding Margin	-4.5 (14)	-6.6 (15)
Blocked Shots	4.8 (4)	4.1 (7)
Assists	15.6 (3)	14.5 (6)
Steals	10.0 (2)	9.2 (2)
Turnover Margin	-0.5 (10)	+0.4 (5)
Assist/TO Ratio	0.8 (7)	0.8 (10)
Offensive Rebounds	14.9 (3)	11.9 (13)
Defensive Rebounds	26.1 (7)	26.1 (12)
3-FG Made	4.3 (13)	3.7 (15)

**INDIVIDUAL ACC STATS**

Individual Leaders	Stat	ACC (Rk)	All (Rk)
<b>Katlyn Gilbert</b>	Assists	3.6 (12)	
	FT%	.880 (3)	.711 (13)
	Steals	2.1 (5)	2.1 (6)
	Minutes		34.1 (10)
<b>Destinee Walker</b>	FT%	.761 (14)	.735 (11)
	Minutes		34.7 (8)
<b>Sam Brunelle</b>	Scoring	13.9 (15)	14.2 (12)
	FG%	.384 (13)	.405 (14)
	3PT FG	2.2 (8)	
	Blocks	1.1 (15)	1.1 (14)
	Minutes		34.0 (11)
<b>Marta Sniezek</b>	Assists	5.5 (3)	5.7 (2)
	Steals	2.3 (4)	2.1 (5)
	A/TO Ratio	1.4 (11)	1.3 (12)
	Minutes		35.4 (6)
<b>Mikki Vaughn</b>	Rebounds	6.7 (15)	
	Blocks	1.4 (10)	
	O-Reb	3.3 (2)	
<b>*Time of Injury</b>			
<b>Anaya Peoples</b>	Rebounds	7.6 (8)	8.1 (11)
	FG%		.457 (7)
	Steals	2.4 (6)	1.9 (5)
	O-Reb	3.2 (5)	2.7 (11)
	D-Reb		5.4 (13)

The Irish have reached 10 Elite Eights. In fact, Notre Dame and UConn are the only teams to reach the Elite Eight eight times in the last nine years. Yet, the Irish have been more successful than any other regularly-appearing school at that stage, as their .900 winning percentage (9-1) is the best of any program to play in at least five Elite Eights.

**Best Elite Fight Winning % (Min. Five App.)**

No.	School	Record	Pct.
1.	Notre Dame	9-1	.900
2.	UConn	20-5	.800
3.	Stanford	13-7	.650
4.	Tennessee	18-10	.643

Finally, Notre Dame has advanced to 17 Sweet 16s. The Irish are one of four schools to make the last 10 straight Sweet 16s, joining UConn, Stanford and Baylor.

**HISTORY WITH GEORGIA TECH**

Notre Dame leads the all-time series against Georgia Tech, 12-0, with a 5-0 mark in Atlanta. The series began in 1996 but didn't resume on a regular basis till 2014. Last year in McCamish, the Irish won 76-55.

**DECADE IN REVIEW**

Seven Final Fours, six NCAA title game appearances and one national championship in 2018 -- Notre Dame just capped not only its best decade in program history, but also one of the best in all of Division I.

Over the past 10 years, Notre Dame has captured 316 wins, which ranks third behind UConn and Baylor. Furthermore, they have posted the third highest scoring average over the past decade as well.

UConn -- 337 wins -- 83.7 ppg  
 Baylor -- 321 wins -- 82.0 ppg  
 Notre Dame -- 316 wins -- 81.4 ppg  
 Stanford -- 284 wins  
 Maryland -- 270 wins

**ACC FRESHMEN OF THE YEAR CANDIDATES**

Notre Dame can certainly make its point in having an ACC Rookie of the Year candidate. Anaya Peoples was arguably the early favorite. At the time of her injury she led all ACC freshmen in rebounds (8.1), shooting percentage (.457) and steals (1.9), and ranked second in points (12.6).

Now, look no further than Sam Brunelle. The Virginia native leads all ACC freshmen in scoring, averaging 14.2 ppg, which ranks 12th in the league overall. In fact, the Irish would have boasted the top three scoring spots for freshmen with Gilbert right behind with her 14.0 ppg. The next highest is Virginia Tech's Elizabeth Kitley at 11.4 ppg. Important to note that Gilbert can qualify for all ACC Rookie awards as well - qualifying as a redshirt freshman.

**ACC**

Team	ACC Record	Overall Record
Louisville	10-0	21-1
NC State	9-1	20-1
Florida State	6-4	17-4
North Carolina	6-4	15-6
Duke	5-4	11-9
Virginia Tech	5-4	15-5
Wake Forest	5-5	12-9
Georgia Tech	5-5	14-7
Boston College	4-5	11-9
Syracuse	4-5	10-10
Miami	4-6	12-9
Clemson	3-7	7-14
Virginia	3-7	8-13
<b>Notre Dame</b>	<b>2-7</b>	<b>7-14</b>
Pitt	1-8	4-16

**ACC PLAYERS OF THE WEEK**

Nov. 11	Jocelyn Willoughby, Virginia
Nov. 18	Nausia Woolfolk, Florida State
Nov. 26	Haley Gorecki, DU / Beatrice Mompremier, UM
Dec. 2	Dana Evans, Louisville
Dec. 9	Kiah Gillespie, Florida State
Dec. 16	Elissa Cunane, NC State
Dec. 23	Kiah Gillespie, FSU / Beatrice Mompremier, UM
Dec. 30	Kendall Spray, Clemson
Jan. 6	Elissa Cunane, NC State
Jan. 13	Jocelyn Willoughby, Virginia
Jan. 20	Dana Evans, Louisville
Jan. 27	Leaonna Odom, Duke

**ACC ROOKIES OF THE WEEK**

Nov. 11	Elizabeth Kitley, Virginia Tech
Nov. 18	Malu Tshitenge, North Carolina
Nov. 26	Kylie Kornegay-Lucas, Virginia
Dec. 2	Anaya Peoples, Notre Dame
Dec. 9	Amber Brown, Pitt
Dec. 16	Sam Brunelle, Notre Dame
Dec. 23	River Baldwin, Florida State
Dec. 30	River Baldwin, Florida State
Jan. 6	Amber Brown, Pitt
Jan. 13	Shemera Williams, Virginia
Jan. 20	Amari Robinson, Clemson
Jan. 27	Shemera Williams, Virginia



## NCAA NATIONAL RANKINGS

Statistic	Nat'l Rank	Conf Rank	Value	National Leader	Value
Free Throw Attempts	50	3	392	Troy	521
Steals/Game	76	5	261	Denver	372
Turnovers Forced	80	2	18.5	Alcorn	28.4
Blocks/Game	79	8	4.0	South Carolina	8.2
Statistic	Player	Nat'l Rank	Value	National Leader	Value
Assists/Game	Marta Sniezek	13	5.7	Sabrina Ionescu, Oregon	8.4
FG Attempts	Katlyn Gilbert	44	302	Lindsey Pulliam, Northwestern	377
FT Attempts	Destinee Walker	87	98	Keni Jo Lippe, Oral Roberts	159
FT Made	Destinee Walker	80	72	Ashley Joens, Iowa St	130
Minutes/Game	Marta Sniezek	71	35.4	Rose Caverly, Vermont	39.4

Brunelle also leads all ACC freshmen in the Points + Assists + Rebounds/Game category at 21.7. Nationally, among freshmen at power-five schools, Brunelle's scoring average ranks 2nd, while Gilbert ranks 3rd.

In addition, Brunelle is 1-of-8 freshmen to average over 14.0 points and 6.0 rebounds.

Next, there are only two freshmen pairs in all of Division-I women's hoops to both average 14.0 ppg or higher --> ND's Brunelle and Gilbert and Fresno State's Haley & Hanna Cavinder.

All-in-all, Brianna Turner, who remains the program's lone ACC Rookie of the Year, averaged 13.8 ppg when she won it back in 2015.

### ND FRESHMEN STACKING UP HISTORICALLY

Brunelle and Gilbert (by eligibility) are on pace to etch their names in the Notre Dame freshmen record books, as both could end up in the top-10 scoring-average list. Brunelle and Gilbert average 14.2 & 14.0 ppg, respectively. Peoples finished with 12.6 ppg, which would currently place her just outside the top-10.

### AS A FRESHMAN

Player	Average	Season
1. Beth Morgan	17.9	1993-94
2. Shari Matvey	17.6	1979-80
3. Alicia Ratay	14.0	1999-00
4. Skylar Diggins	13.8	2009-10
5. Brianna Turner	13.78	2014-15
6. Jacqueline Batteast	13.77	2001-02
7. Mary Beth Schueth	13.0	1981-82
8. Courtney LaVere	12.8	2002-03
9. Jewell Loyd	12.5	2012-13
10. Carrie Bates	12.4	1981-82

In addition, Peoples' rebounding effort this year (8.1

rpg) would place her third all-time on the freshmen list, ranking behind Shari Matvey (10.2) and Mary Beth Schueth (9.1).

### HEATING UP FROM THREE

After winning the three-point shooting contest at the McDonald's All-America game, Sam Brunelle was expected to help the Irish from three-point range this season. The freshman struggled early on, going 13-of-68 (.191) from beyond the arc over the first 14 games. However, she's flipped the script as of late. Brunelle has hit multiple treys in 7 straight games, converting 20-of-55 (.364) from three.

Since Jan. 5, Brunelle is averaging 2.9 made three's/game, which ranks 2nd in the ACC in that timespan - the only player better being NC State's Aislinn Konig at 3.5.

### LIFE WITHOUT PEOPLES

Brunelle has certainly stepped up since the news that fellow freshman Anaya Peoples was lost for the season following the NC State game. Since, Brunelle is leading the Irish in scoring at 19.8 ppg in that span, earning double-digit points in each game. She is shooting 41.4 percent from the floor and 36.1 percent from three.

Brunelle tallied 16 points at Duke (1/16), then followed that with a game-high 25 points in the win over Miami. Brunelle went off in the second half vs. the Hurricanes, scoring 20 points on 9-of-11 shooting from the field. Brunelle then notched her second straight 20+ effort with 21 in her homecoming game at Virginia.

### MIGHTY MIK IN ACC PLAY

Vaughn suffered an ACL sprain in her right knee in the season opener and missed the next 11 games. The junior returned to the team for the start of ACC play, where she has provided a nice boost for the Irish.

No one in the league has been more efficient from the field than Vaughn, who is shooting 60.6 percent from the field in ACC play.

Since returning, Vaughn has recorded four double-digit scoring games, recording at least 16 points and eight rebounds each time --> those games also included two double-doubles. IE when Vaughn poured in a career high 18 points at Duke (1/16), recording her second double-double with a career-high tying 11 boards.

In ACC play only, Vaughn ranks: 15th in rebounds (6.8), 10th in blocks (1.4) and 2nd in offensive rebounds (3.3).

Lastly, Vaughn dished out a career best five assists vs No. 5 Louisville, marking her first 5+5+5 Stat Stuffer game, earning eight points and five boards as well.

### BUILDING BLOCK FOR THE FUTURE

The future is certainly bright for the Irish with a young nucleus in place. With Gilbert's redshirt last year, coupled with Prohaska's redshirt this season, the duo will join Brunelle and Peoples as sophomores for the 2020-21 season. Add that to the fact that five freshmen, who were the No. 3 ranked recruiting class in the country, will be injected into the program. Thus, the Irish will have a very young core of nine players to build from for the next couple of years.

### MCDONALD'S ALL-AMERICAN

Notre Dame Class of 2020 signee Maddy Westbeld was 1-of-24 honorees selected to play in the 43rd McDonald's All-American Game on April 1. Westbeld becomes the 20th McDonald's All-American in Notre Dame history. The Fighting Irish have even boasted three game M.V.P.'s in Skylar Diggins, Brianna Turner and Marina Mabrey.

Current McDonald's All-Americans on the roster include Katlyn Gilbert, Sam Brunelle and Anaya Peoples. Note - fifth-year transfer Destinee Walker competed in the game as well.

Westbeld is a 6-3 forward from Kettering, Ohio and was Notre Dame's highest ranked recruit in the class, checking in at No. 23 overall and fifth at her position. Westbeld attends Fairmont High.

"I think Maddy Westbeld is a Larry Bird type of player," Coach McGraw stated back on signing day in November. "She can shoot, pass, rebound, take the ball off the rim and go coast-to-coast. She's underrated from the national scouting services. She's going to be a huge impact player for us."

### FRESHMEN DUO SENSATION

Notre Dame women's basketball has never seen the offensive output from two freshmen like this before, let alone three - Brunelle and Gilbert are averaging 14.2 ppg & 14.0 ppg, respectively, while Peoples finished

**NOTRE DAME'S RECORD WHEN ...****Day of the Week**

Sunday	1-5
Monday	0-1
Tuesday	1-0
Wednesday	1-2
Thursday	1-5
Friday	1-1
Saturday	2-0

**Time of Game**

Day games (before 6 pm local time)	3-7
Night games (6 pm or later local time)	4-7

**Location**

Home games	3-8
Road games	3-4
Neutral site	1-2

**Halftime Score**

Leading at the half	5-2
Tied at the half	0-1
Trailing at the half	2-11

**Individual Scoring**

Two or fewer double-figure scorers	0-3
Three double-figure scorers	2-7
Four double-figure scorers	5-4
Five or more double-figure scorers	

**Rebounding margin**

More rebounds than opponent	3-4
Same number of rebounds	0-1
Fewer rebounds than opponent	4-9

**Field goal shooting**

Shot higher percentage than opponent	7-5
Shot same percentage as opponent	
Show lower percentage than opponent	0-9
Shot 45% or better	4-4
Shoot less than 45%	3-10
Hold opponent under 40%	7-4

**Free-throw margin**

Make more free-throws than opponent	5-8
Make same number of free-throws	0-2
Make fewer free-throws than opponent	2-4

**Turnovers**

Commit fewer turnovers	4-5
Commit same number of turnovers	2-1
Commit more turnovers	1-8

**Uniform Combinations**

White jerseys with gold	2-1
White jerseys with green trim	2-5
White jerseys with navy trim	0-3
Blue jerseys	3-5

**Miscellaneous**

Vs. top-25	2-5
Vs. top-10	0-3
When ranked higher	2-2
When ranked lower	2-4
On commercial tv	1-10
In overtime games	

**Margin of Victory**

1-5 points	3-2
6-10 points	1-4
11-15 points	0-3
16-20 points	1-1
21+ points	2-4

**Month**

November	5-4
December	0-4
January	2-6
February	
March	
April	

at 12.6 ppg. There have only been only two other freshmen pairs in program history to finish the season with double-digit scoring averages:

-- Arike Ogunbowale (11.4) and Marina Mabrey (10.7) in the 2015-16 season.

-- Mary Beth Schueth (13.0) and Carrie Bates (12.4) were the first in the 1981-82 season.

Currently, Notre Dame and Fresno State are the only two Division I programs with two true freshmen averaging over 14.0 points. Fresno State is represented by Hanna Cavinder and Haley Cavinder.

**TRENDING: KATLYN GILBERT**

We've already mentioned Brunelle's recent surge, but over the last two games Gilbert has picked up production as well. Over the past week, Gilbert has averaged 17.0 ppg and has been a perfect 12-for-12 from the line. As a result, she now ranks 3rd in ACC play only in free throw percentage with her 88.0 percent.

**IF ONLY THEY KEPT THE STAT**

If charges taken was an official NCAA kept stat, Marta Sniezek could very well be atop the list in the nation.

The defensive catalyst of the team, Sniezek has taken 23 charges this season, which breaks the record set by Kristina Nelson during the 2017-18 championship season. Unfortunately, her impressive streak of taking a charge in 13 consecutive contests came to an end against No. 5 Louisville on Jan. 30.

Her most impressive week came on the Cancun trip. The Virginia native took a charge against FGCU, four

against South Dakota State and then four again vs. USF in Cancun.

On a completely different defensive note - Sniezek is averaging 2.1 steals/game, which ranks 3rd in the ACC. The Virginia native captured a career high six steals at Syracuse on Jan. 5.

**SNIEZEK DIMES**

Sniezek is averaging 5.7 assists/game which ranks 13th in the nation and 2nd in the ACC - only behind Virginia Tech's Taja Cole (6.6). In addition, her 1.3 A/T0 ratio ranks 12th in the league.

Sniezek boasts two double-digit assist performances, which ties UNC's Shayla Bennett for the most in the league. Her 12-assist performance against No. 16 DePaul on Dec. 11, tied for the league high for an individual game.

In ACC play only, Sniezek is averaging 5.5 assists/game, which also ranks 3rd.

**STEALS AND DIMES COMBINED**

Sniezek is just 1-of-2 players in the country to average 5.5 assists/game or greater and 2.0 steals/game or greater. The other player being Texas Southern's Ciani Cryor.

**HIGHEST RANKED RECRUITING CLASS**

Coach McGraw signed her highest ranked recruiting class during her time at Notre Dame, reeling in the No. 3 ranked group in the 2020 recruiting class. The Irish received NLI's from Amirah Abdur-Rahim, No. 25 Alli Campbell, No. 44 Alasia Hayes, No. 32 Natalija Marshall and No. 23 Maddy Westbeld. It not only marks the highest ranked recruiting class in her tenure, but also ties the most commits as well.

"This is one of the best classes we've ever had," Coach McGraw stated. "Obviously down to six scholarship players right now so numbers was our first priority. We got four kids ranked in the top-50 and a top-3 recruiting class. All such a great fit for our program."

In addition, the Atlanta Tipoff Club announced those student-athletes on the 2020 Jersey Mike's Naismith Girls High School Trophy Watch List. Campbell, Marshall and Westbeld were all recognized as top-50 player of the year candidates.

**REWRITING THE 3RD QUARTER SCRIPT**

The Irish have suffered from some difficult third quarters this season, but that was not the case against Miami on Jan. 19. With the scored tied at 32-all at the 7:58 mark in the third, the Irish caught fire and recorded their longest scoring run of the season with 20 straight points. The Hurricanes only managed two free-throws to end the quarter. Brunelle and Gilbert powered the of-







When looking just at Notre Dame's freshmen history, Brunelle has tied both Skylar Diggins and Katryna Gaither for a freshman individual game scoring high.

Skylar Diggins poured in 31 points (13-21 FG) in an NCAA second round win over Vermont. It marked the most points ever by a Notre Dame rookie in an NCAA tourney game. In addition, Katryna Gaither had 31 points against Indiana on Nov. 24, 1995.

Jewell Loyd gives great reference in terms of Brunelle's performance against a ranked squad -- Loyd recorded 24 points against No. 3 Baylor, which marked the most points by a Notre Dame rookie against a ranked team since Jan. 26, 2002, when Jacqueline Batteast tallied 26 vs. No. 16 Virginia Tech. Prior to that, Alicia Ratay recorded 26 at No. 8 Rutgers on Feb. 19, 2000.

### **GILBERT-PEOPLES CONNECTION**

The on-the-court chemistry between guards Katlyn Gilbert and Anaya Peoples has been immediate and there's no wonder way. Gilbert, from the Indianapolis area, and Peoples from Danville, Illinois, have played together every summer since they were seven and six years old, respectively. The duo first played on FBC together and later finished playing with Midwest Elite in Chicago.

### **ABILITY TO FINISH OFF THE GAME**

The Irish have shown on multiple occasions their ability to execute or fight back, but not their ability to close.

They twice suffered from this already in ACC play: Irish were up nine points in the fourth quarter at Duke on Jan. 16, but turned the ball over three times in the final 40 seconds to lose 50-47. Then on Jan. 5 at Syracuse - up 10 within the first minute of the fourth quarter, and later up four with 1:31 left, yet the Orange won 74-63 in overtime.

Prior examples include:

Dec. 4 vs. Minnesota -- Down 18 in the 2nd quarter -- took a 57-56 lead in the 4th quarter before losing 75-67.

Nov. 29 vs. South Dakota State -- Down 16 in the 3rd quarter -- took a 48-45 lead at the start of the 4th quarter before losing 65-59.

Nov. 14 vs. Michigan State -- Down 13 in the 1Q -- had chance to tie at the buzzer before losing 72-69.

\*Two notable exceptions:

Nov. 23 at Michigan - Down 11 in the 2nd quarter - outscored the Wolverines 19-11 in final period to win 76-72.

Jan. 19 vs. Miami - Tied 32-all with 7:58 left in the third, the Irish close out the period on a 20-2 run and defeat

the Hurricanes, 76-53.

### **BRUNELLE SETS FRESHMAN RECORD**

Never in the history of the Fighting Irish women's basketball program has a player started her ND career with five straight games in double figures ... until now. Freshman Sam Brunelle did just that and then more, recording a stretch of seven in a row before her streak came to an end vs. South Dakota State on Nov. 29.

### **GILBERT'S CAREER HIGH STREAK ENDS**

Last season, Gilbert played in six full games, before suffering a season-ending shoulder injury against Iowa on Nov. 29, 2018. A year later, Gilbert has returned in full force, averaging 13.8 ppg. In fact, Gilbert began the season with a career best stretch of 13 consecutive double-digit scoring performances and currently leads the team with 17 overall.

Gilbert boasts two 20+ scoring effort under her belt, recording a career high of 25 points against No. 9 NC State.

### **AN IMPRESSIVE STREAK ENDED**

A 12-year streak ended on Monday, Nov. 18, when Notre Dame exited the A.P. Top-25 poll. At the time, the Irish boasted the third highest active streak in the country with 234 straight weeks in the poll - only UConn and Baylor were higher. The streak dates back to the start of the 2007-08 season.

### **WHAT WE'VE LOST**

Starters Ogunbowale, Young, Mabrey, Shepard and Turner went down as the most prolific scoring fivesome in NCAA Division I history. The ND quintet amassed a total of 10,230 points, becoming the first group to ever accumulate 10,000 points or more.

When you look at those who graduated/went to the WNBA, transferred or who are currently injured (Prohaska), the Irish have lost 3,259 points of their 3,454 team total from last season. That equates to 94.4 percent of their offense. Both the percentage and total rank as the most all-time lost for a power-five school.

Now last year's starters went on to make WNBA Draft history - becoming the first starting five to not only be drafted but do so in the first 20 picks. Jackie Young became the second Irish player in program history selected No. 1 overall, joining Jewell Loyd, when she was picked by the Las Vegas Aces. Notre Dame joined Stanford, Tennessee and UConn as the only programs with multiple No. 1 overall selections.

Moments later, the Dallas Wings selected Arike Ogunbowale fifth overall. This marked the first time the Irish had two first round picks within the top five. History continued with the 11th overall pick, where the Atlanta Dream selected Brianna Turner, thus marking the first

time Notre Dame had three first round picks. However, shortly after, the Mercury traded for the rights of Turner, shipping the forward to Phoenix, Arizona. Next up, Jessica Shepard went 16th overall to the Minnesota Lynx. Then Marina Mabrey completed the group after going 19th overall to the Los Angeles Sparks.

Furthermore, Ogunbowale, Young and Turner were later named to the WNBA All-Rookie Team, as ND became the first program to have three selections.

### **CHANGE IN COACHING**

Out of 349 NCAA Division I women's basketball programs at the start of the 2018-19 season, Notre Dame was one of just six, whose head coach and three assistant coaches were together seven consecutive seasons. However, change met familiarity for the 2019-20 season. Just months after Coach McGraw's passionate Final Four speech about wanting more female leadership, Niele Ivey accepted an assistant coaching position with the Memphis Grizzlies, becoming the ninth active NBA female coach.

Enter a last name Notre Dame fans know all too well - Mabrey. Michaela ensures that a Mabrey will be on Notre Dame's campus for the eighth straight year. A 2016 alumna, her younger sister just graduated in 2019. Mabrey has spent one year coaching stints at Miami, Miami (Ohio) and LSU.

### **FRESHMEN STARTERS**

A program rarity occurred in the season opener at Fordham, when Coach McGraw started freshmen Sam Brunelle and Anaya Peoples. It marked the first time two freshmen started a season opener for Notre Dame since the 2001-02 season opener in which Teresa Borton and Jacqueline Batteast started. And in that moment back in 2001, it marked the first time in 20 years two freshmen had started.

### **1,000 PROGRAM WINS**

With the victory over Fordham on Nov. 5, the Irish became the 13th team to reach the 1,000-win milestone. The teams right in front of the Irish are:  
No. 12 Maryland - 1,001 wins  
No. 11 Western Kentucky - 1,004 wins  
No. 10 Green Bay - 1,005 wins  
(win total listed was before season kicked off)\*

### **RING OF HONOR**

On November 8, Natalie Achonwa joined Notre Dame's prestigious Ring of Honor. Achonwa becomes the sixth player to have a banner raised in the rafters, joining Ruth Riley-Hunter, Skylar Diggins-Smith, Niele Ivey, Beth (Morgan) Cunningham and Kayla McBride.

Donning an Irish uniform from 2010-14, Achonwa-led squads reached four consecutive Final Fours, including three NCAA title games. Achonwa accumulated an



impressive 138-15 overall record (second most by a senior class) with a 60-4 mark in conference play, in addition to winning five combined regular season and conference tournament championships.

The Guelph, Ontario, native was a two-time All-American, three-time All-NCAA Regional nod and a two-time All-Conference selection (2013 Big East / 2014 ACC). Achonwa, who captained the Irish her senior year, now ranks 16th on the Irish all-time scoring list, amassing 1,546 points over her storied career.

### **ROSTER BREAKDOWN**

A current breakdown of the healthy scholarship players on this year's team:

Freshman - Brunelle

Sophomores - Cosgrove, Gilbert

Junior - Vaughn

Senior - Cole (was a walk-on the past two years)

Grads - Sniezek, Walker

### **ACC NEWCOMER WATCH LIST**

The Atlantic Coast Conference named freshmen Anaya Peoples and Sam Brunelle to its Newcomer Watch List, claiming two of the five spots on both the Blue Ribbon media poll and the coaches poll.

Brunelle and Peoples were top-20 ranked recruits, who comprised yet another top-10 ranked recruiting class for Karen & Kevin Keyes head coach Muffet McGraw and company. Brunelle, who was ranked No. 6 overall by espnW, was a two-time Naismith High School All-American and 2019 McDonald's All-American – won the three-point contest at the latter. Brunelle was also both the 2018 Gatorade Virginia Player of the Year and USA Today Virginia Player of the Year. Ultimately, she finished her prep career with 2,229 points and 1,272 rebounds.

Peoples, who was ranked fourth at her position, was a two-time Illinois Class 1A State champion at Dan Schlarman High, where she finished her prep career with 2,086 points. Peoples was a 2019 McDonald's All-American and Jordan Brand Classic member. In 2018, Peoples was a Naismith All-America honorable mention.

### **CHERYL MILLER AWARD WATCH LIST**

The Naismith Memorial Basketball Hall of Fame and the Women's Basketball Coaches Association announced its watch list for the 2020 Cheryl Miller Award, with freshman Sam Brunelle making the cut. The Cheryl Miller Award Watch List recognizes the top 20 small forwards in the country.

This marks the second consecutive year the Irish have had a representative on the Cheryl Miller Award Watch List. Last season, Jackie Young was a top-five finalist for the award.

### **STATISTICAL CHAMPION**

The 2018-19 version of the Fighting Irish earned a statistical championship by season's end for the country's top offense. Averaging a blistering 88.6 points per game, it marks the first time in which the Irish finished as the nation's top offense. All-in-all, the Irish totaled 3,454 points.

Notre Dame's scoring average will also go down as the program's top offense as well. The 2013-14 Irish squad led by Kayla McBride and Natalie Achonwa previously held the record at 86.1 ppg (3,271 points in 38 games).

### **RECORD BREAKER X 3**

Three players --> Four different record holders. Arike Ogunbowale became Notre Dame's all-time scoring leader on Feb. 21 vs Duke. The senior surpassed Skylar Diggins-Smith's record of 2,357 career points. In addition, Ogunbowale was just 1-of-5 Irish greats to score over 2,000 points, joining Ruth Riley, Katryna Gaither, Beth (Morgan) Cunningham and of course Skylar Diggins-Smith. Ogunbowale ultimately finished with 2,626 career points, which ranked third all-time in the ACC.

On March 9 in the ACC Semis vs Syracuse, Marina Mabrey became Notre Dame's made three-pointers record holder. Mabrey went 4-for-9 from deep, surpassing Alicia Ratay (262). The senior finished with 274 career made threes, which ranks eighth all-time in the ACC.

Next, on March 25 vs Michigan State, Brianna Turner became the new rebounding leader at Notre Dame, surpassing Ruth Riley's mark of 1,007. Turner finished with 1,048 rebounds.

However, Turner wasn't done there, becoming the program's new blocks leader on the game-clinching play of the National Semifinal vs. UConn. Turner surpassed Ruth Riley's 370 mark to finish with 372 --> third all-time in the ACC.

\*Honorable Mention to Jessica Shepard, who after two years with the Irish, posted a 9.2 career rebounding average. That number qualifies for first all-time.

### **A 30-WIN CAMPAIGN**

Notre Dame wrapped the 2018-19 year with a 35-4 overall record, marking the program's ninth consecutive 30-win season and 11th in school history. Nationally, only UConn has a longer active streak of 30-win seasons at 14, while Baylor matches the Irish with a streak that began in 2010-11.



**Leading Scorer**

Sam Brunelle	7 (7)
Kate Gilbert	7 (7)
Destinee Walker	4 (4)
Anaya Peoples	3 (3)
Mikki Vaughn	2 (2)

**Leading Rebounder**

Anaya Peoples	9 (9)
Sam Brunelle	6 (6)
Mikayla Vaughn	4 (4)
Destinee Walker	2 (2)
Katlyn Gilbert	2 (2)
Marta Sniezek	1 (1)

**Leader in Assists**

Marta Sniezek	19 (19)
Katlyn Gilbert	4 (4)
Mikki Vaughn	2 (2)
Danielle Cosgrove	1 (1)
Destinee Walker	1 (1)
Kaitlin Cole	1 (1)
Abby Prohaska	0 (1)

**20-Point Scoring Games**

Opponents	12
Notre Dame	11
Destinee Walker	5
Sam Brunelle	3
Katlyn Gilbert	2
Anaya Peoples	1

**30-Point Scoring Games**

Opponents	1
Notre Dame	1
Sam Brunelle	1

**Tip-Offs Controlled**

Opponents	16
Notre Dame	5
Mikayla Vaughn	2-10
Sam Brunelle	3-10
Katlyn Gilbert	0-1

**First Score**

Opponents	13
Notre Dame	8
Anaya Peoples	4
Sam Brunelle	2
Katlyn Gilbert	1
Destinee Walker	1

**Runs of 10 or Better**

Opponents	8
Notre Dame	9

**Largest Halftime Lead**

18 vs Loyola MD, 11/8/19

**Largest Halftime Deficit**

27, at #4 UConn, 12/8/19

**Largest Lead**

28 vs Loyola MD (1:20 in 4Q), 11/8/19

**Largest Deficit**

38 at Virginia (9:14 in 4Q), 1/26/20

**Largest Deficit Overcome to Win**

11 at Michigan (2nd Q, 6:35, 33-22), 11/23/19

9 vs Toledo (2nd Q, 1:43, 31-22), 11/20/19

**Largest Lead Given Out in Loss**

13 at Duke (5:27 in 2Q, 1/16/20)

11 vs DePaul (8:13 in 2Q, 12/12/19)

10 at Syracuse (9:50 in 4Q, 1/5/20)

**Most Consecutive Points**

20 vs Miami, 1/19/20

**Most Consecutive Points (Opponent)**

18, at #4 UConn, 12/8/19

16, vs FGCU, 11/28/19

15, at Syracuse 1/5/20

**Double-Figure Points**

Player	2019-20	Career
Katlyn Gilbert	18	19
Destinee Walker	16	56
Sam Brunelle	16	16
Anaya Peoples	12	12
Mikayla Vaughn	4	7
Marta Sniezek	2	11
Danielle Cosgrove	1	1

**Double-Figure Rebounds**

Player	2019-20	Career
Anaya Peoples	5	5
Mikayla Vaughn	2	3
Sam Brunelle	2	2
Destinee Walker	1	2

**5-5-5 Games**

(aka "Stat Sheet Stuffers")

Player	2019-20	Career
Marta Sniezek	3	9
Anaya Peoples	1	1
Katlyn Gilbert	1	1
Mikki Vaughn	1	1
Destinee Walker	0	1

**Double-Doubles**

Player	2019-20	Career
Anaya Peoples	3	3
Sam Brunelle	2	2
Mikayla Vaughn	2	2
Destinee Walker	1	2

**Season Point Totals**

Date	Opp.	OffT0	Paint	2ndCh	FBreak	Bench
11/5	Fordham	14/13	32/22	14/9	9/3	16/8
11/8	Loyola MD	24/18	42/30	11/9	15/8	8/35
11/11	Tennessee	19/14	16/26	9/14	11/9	3/13
11/14	Michigan St	18/29	28/24	9/13	9/9	12/13
11/20	Toledo	16/8	24/28	7/2	6/2	3/13
11/23	Michigan	32/9	36/26	8/29	13/0	15/14
11/28	FGCU	9/20	26/34	2/13	12/10	3/11
11/29	South Dakota St	22/10	32/38	5/10	18/4	3/13
11/30	USF	23/20	34/24	5/17	17/6	18/27
12/4	Minnesota	10/11	44/22	8/14	10/4	11/3
12/8	UConn	11/23	36/34	5/21	8/13	19/12
12/11	DePaul	13/33	66/38	12/21	6/2	3/7
12/29	Clemson	16/20	28/32	10/15	10/7	2/10
1/2	Pitt	18/9	40/22	8/15	14/9	16/23
1/5	Syracuse	7/17	24/30	15/24	18/13	4/4
1/9	Boston College	9/21	36/34	10/24	7/10	12/14
1/12	NC State	10/22	22/38	11/15	8/5	6/30
1/16	Duke	13/16	20/18	15/7	5/11	3/17
1/19	Miami	13/11	38/26	12/8	4/4	2/14
1/26	Virginia	13/28	16/50	6/14	5/22	6/39
1/30	Louisville	10/18	22/34	7/12	4/4	3/24

\*Notre Dame is listed first in each column

**Points Off Turnovers**

	Total	Average
Notre Dame	320	15.2
Opponents	370	17.6

**Points in the Paint**

	Total	Average
Notre Dame	662	31.5
Opponents	630	30.0

**Second Chance Points**

	Total	Average
Notre Dame	189	9.0
Opponents	306	14.6

**Fast Break Points**

	Total	Average
Notre Dame	209	10.0
Opponents	155	7.4

**Bench Scoring**

	Total	Average
Notre Dame	168	8.0
Opponents	344	16.4



# KATIE COLE

# 2

5-10 // SENIOR // GUARD

TOLEDO, OHIO

SYLVANIA NORTHVIEW

### SEASON BESTS

Pts: 3 (vs DePaul, 12/11/19)  
 Rebs: 5 (vs DePaul, 12/11/19)  
 FGM: 1, 7x (last at Virginia, 1/26/20)  
 FGA: 4 (vs Miami, 1/19/20)  
 3FGM:  
 3FGA: 2 (vs Clemson, 12/29/19)  
 FTM: 1, 2x (last vs DePaul, 12/11/19)  
 FTA: 4 (vs DePaul, 12/11/19)  
 Ast: 3, 2x (last at Virginia, 1/26/20)  
 Blk: 1, 2x (last vs Louisville, 1/30/20)  
 Stl: 2, 2x (last vs DePaul, 12/11/19)  
 Min: 23, 2x (last at Virginia, 1/26/20)

### CAREER BESTS

Pts: 5, 2x (last at Wake Forest, 12/31/17)  
 Rebs: 5 (vs DePaul, 12/11/19)  
 FGM: 2, 2x (last at Wake Forest, 12/31/17)  
 FGA: 4, 2x (last vs Miami, 1/19/20)  
 3FGM: 1, 6x (last vs CSUN, 3/16/18)  
 3FGA: 2, 4x (last vs Clemson, 12/29/19)  
 FTM: 1, 3x (last vs DePaul, 12/11/19)  
 FTA: 4 (vs DePaul, 12/11/19)  
 Ast: 3, 2x (last at Virginia, 1/26/20)  
 Blk: 1, 5x (last vs Louisville, 1/30/20)  
 Stl: 2, 3x (last vs DePaul, 12/11/19)  
 Min: 23, 2x (last at Virginia, 1/26/20)

### SEASON

0..... Double-Figure Scoring.....0

### CAREER

### UPDATE

- Played in all 21 games, averaging 11.1 minutes off the bench.
- Awarded a scholarship for her senior season. Was a walk-on the two years prior.
- Coach McGraw credited Cole for helping spark the team's 20-0 run in the third quarter vs. Miami. Cole played a career high 23 minutes and recorded four rebounds, a steal and a bucket.
- Logged 20+ minutes in 3 straight games - career high stretch for the senior.
- Reeled in 4 rebounds in 3 consecutive games.
- Her 3.8 rebounding average since Peoples' injury ranks 4th on the team.

### 2019-20 GAME-BY-GAME STATISTICS

Date	Opponent	GS	MIN	FG-A	3P-A	FT-A	RB	PF	A	TO	ST	BL	PTS
11/5	@ Fordham	5	0-0	0-0	0-0	0-0-0	0	0	0	0	0	0	0
11/8	Loyola MD	8	1-1	0-0	0-0	0-1-1	1	0	0	0	0	0	2
11/11	Tennessee	7	0-0	0-0	0-0	0-0-0	2	0	0	2	0	0	0
11/14	Michigan St	11	0-1	0-0	0-0	0-0-0	2	0	1	0	0	0	0
11/20	Toledo	3	0-0	0-0	1-2	1-1-2	2	1	0	0	0	0	1
11/23	@ Michigan	15	1-1	0-0	0-0	1-0-1	4	0	1	1	1	0	2
11/28	vs FGCU	14	0-0	0-0	0-0	1-0-1	2	1	2	0	0	0	0
11/29	vs South Dakota St	11	0-1	0-1	0-0	0-0-0	0	0	0	1	0	0	0
11/30	vs USF	7	0-1	0-0	0-0	1-1-2	0	0	0	0	0	0	0
12/4	Minnesota	8	1-2	0-1	0-0	1-2-3	1	0	0	0	1	2	2
12/8	@ UConn	11	1-3	0-0	0-0	1-1-2	1	0	1	0	0	0	2
12/11	DePaul	21	1-2	0-0	1-4	4-1-5	0	2	2	2	0	3	3
12/29	Clemson	17	0-3	0-2	0-0	1-3-4	1	0	2	1	0	0	0
1/2	@ Pittsburgh	8	0-1	0-0	0-0	0-0-0	3	1	0	0	0	0	0
1/5	@ Syracuse	2	0-0	0-0	0-0	1-0-1	0	0	0	0	0	0	0
1/9	Boston College	2	0-0	0-0	0-0	0-0-0	2	0	0	0	0	0	0
1/12	NC State	9	0-0	0-0	0-0	0-1-1	1	0	0	0	0	0	0
1/16	@ Duke	10	0-1	0-0	0-0	2-1-3	1	0	2	0	0	0	0
1/19	Miami	23	1-4	0-0	0-0	0-4-4	2	3	1	1	0	2	2
1/26	@ Virginia	23	1-2	0-0	0-2	2-2-4	4	3	1	0	0	2	2
1/30	Louisville	20	0-3	0-0	0-0	1-3-4	3	0	0	0	1	0	0
2/2	@ Georgia Tech												
2/6	@ Wake Forest												
2/9	Pittsburgh												
2/13	@ Boston College												
2/16	@ Louisville												
2/20	Virginia Tech												
2/23	Syracuse												
2/27	UNC												
3/1	@ Florida St												

### COLE'S OVERALL CAREER STATISTICS

SEASON	TEAM	GP-GS	MIN/AVG	FG-FGA	FG%	3FG-FGA	3FG%	FT-FTA	FT%	OFF DEF	TOT	AVG	PF-FO	AST	TO	BLK	STL	PTS	AVG	
2017-18	ND	24-0	120/5.0	11-28	.393	6-17	.353	1-3	.333	5	11	16	0.7	11-0	2	9	3	6	29	1.2
2019-20	ND	21-0	234/11.1	7-26	.269	0-4	.000	2-8	.250	17	21	38	1.8	32-0	11	13	2	8	16	0.8
<b>TOTAL</b>		<b>45-0</b>	<b>354/7.9</b>	<b>18-54</b>	<b>.333</b>	<b>6-21</b>	<b>.286</b>	<b>3-11</b>	<b>.273</b>	<b>22</b>	<b>32</b>	<b>54</b>	<b>1.2</b>	<b>43-0</b>	<b>13</b>	<b>22</b>	<b>5</b>	<b>14</b>	<b>45</b>	<b>1.0</b>



# KATLYN GILBERT

# 10

5-10 // SOPHOMORE // GUARD

INDIANAPOLIS, INDIANA

HERITAGE CHRISTIAN

## UPDATE

- Athletic status - Freshman. Played in all 20 games, starting in all but the season opener. Averages 34.1 minutes/game, which ranks 10th in the ACC.
- Recorded a career best streak of 13 double-digit scoring games in a row to start the season before it came to an end at Pitt on Jan. 2 with 8 points. Currently leads the team with 18 overall on the year.
- With freshman eligibility, Gilbert's 14.0 scoring average ties Alicia Ratay for 4th all-time at ND (Brunelle 3rd with 14.2 ppg). The top spot belongs to Beth Morgan (17.9).
- Brunelle (14.2 ppg), Gilbert (14.0 ppg) and Peoples (12.6 ppg) lead all freshmen in the ACC in scoring. The next highest is Virginia Tech's Elizabeth Kitley at 11.4 ppg.
- Only two freshmen pairs in all of Division-I to both average 14.0 ppg or higher --> ND's Brunelle and Gilbert and Fresno State's Haley & Hanna Cavinder.
- Brunelle/Gilbert/Peoples could become the first freshmen trio to all finish with a double-digit scoring average. Also looking to become the highest scoring freshmen pairing in ND history: Arike Ogunbowale (11.4) and Marina Mabrey (10.7), 2015-16 // Mary Beth Schueth (13.0) and Carries Bates (12.4), 1981-82.
- Nationally, among freshmen at power-five schools, Gilbert's scoring average ranks 3rd behind Brunelle and Kansas State's Ayoka Lee (15.5 ppg).
- Last 2 games: 17.0 ppg with a perfect 12-for-12 from the free-throw line.
- Shooting 88.0 percent from the free-throw line in ACC play only, which ranks 3rd.
- During ND's 20-0 run against Miami in the third quarter on Jan. 19, Gilbert supplied 8 of the points, ultimately finishing with 12 points & 7 assists.
- Her 2.1 steals/game ranks 6th in the ACC.
- Went off against No. 9 NC State (1/12) with a career high 25 points on 12 made field goals.
- Scored 11 of her 15 points at No. 4 UConn (12/8) in the second half. Prior, Gilbert scored all 15 of her points in the second half vs. Minnesota (12/4) - 8 of which came in the 4th quarter.
- Tied her career high of 8 rebounds against USF (11/30) to go along with her 11 points.
- Made the most of her first career start, leading the Irish with a career high 24 points on 9-of-15 shooting from the floor, including a career best 6-of-9 from the line. Also reeled in a career best 6 boards.
- In her first game back since Nov. 29, 2018, Gilbert shone bright, co-leading the Irish with 14 points.
- Last season, Gilbert separated her right shoulder in the win over No. 14 Iowa (11/29). Had surgery to repair the damage and sat out the remainder of the season.
- Gilbert & Peoples have played together every summer since they were seven & six years old, respectively.

## SEASON BESTS

Pts: 25 (vs NC State, 1/12/20)  
 Rebs: 8, 2x (last vs USF, 11/30/19)  
 FGM: 12 (vs NC State, 1/12/20)  
 FGA: 26 (vs NC State, 1/12/20)  
 3FGM: 2 (at UConn, 12/8/19)  
 3FGA: 5 (at UConn, 12/8/19)  
 FTM: 8 (vs Louisville, 1/30/20)  
 FTA: 9 (at Fordham, 11/5/19)  
 Ast: 9 (vs Clemson, 12/29/19)  
 Blk: 2, 3x (last at Virginia, 1/26/20)  
 Stl: 6 (at Duke, 1/16/20)  
 Min: 39, 3x (last at Duke, 1/16/20)

## CAREER BESTS

Pts: 25 (vs NC State, 1/12/20)  
 Rebs: 8, 2x (last vs USF, 11/30/19)  
 FGM: 12 (vs NC State, 1/12/20)  
 FGA: 26 (vs NC State, 1/12/20)  
 3FGM: 2 (at UConn, 12/8/19)  
 3FGA: 5 (at UConn, 12/8/19)  
 FTM: 8 (vs Louisville, 1/30/20)  
 FTA: 9 (at Fordham, 11/5/19)  
 Ast: 9 (vs Clemson, 12/29/19)  
 Blk: 2, 3x (last at Virginia, 1/26/20)  
 Stl: 6 (at Duke, 1/16/20)  
 Min: 39, 3x (last at Duke, 1/16/20)

## SEASON

18..... Double-Figure Scoring..... 19  
 2..... 20+ Point Games ..... 2

## CAREER

## KEY STATISTICS

POINTS	FG%	ASSISTS	STEALS
14.0	.384	2.4	2.1
2ND ON TEAM	3RD ON TEAM	2ND ON TEAM	2ND ON TEAM 6TH IN ACC

## 2019-20 GAME-BY-GAME STATISTICS

Date	Opponent	GS	MIN	FG-A	3P-A	FT-A	RB	PF	A	TO	ST	BL	PTS
11/5	@ Fordham		30	5-9	0-0	4-9	2-3-5	1	0	3	2	1	14
11/8	Loyola MD	*	33	9-15	0-1	6-7	3-3-6	2	2	4	1	1	24
11/11	Tennessee	*	37	6-15	0-1	0-0	0-2-2	3	2	3	1	0	12
11/14	Michigan St	*	38	9-16	0-0	3-4	1-3-4	2	0	8	4	2	19
11/20	Toledo	*	39	4-15	0-1	3-4	1-7-8	0	0	2	3	0	11
11/23	@ Michigan	*	29	4-11	0-2	4-6	1-5-6	3	4	2	4	0	12
11/28	vs FGCU	*	31	6-12	1-3	1-2	1-6-7	3	2	5	1	0	14
11/29	vs South Dakota St	*	27	7-11	0-1	3-4	0-5-5	3	2	3	2	0	17
11/30	vs USF	*	35	5-9	1-1	0-2	1-7-8	0	1	5	0	1	11
12/4	Minnesota	*	38	7-13	1-2	0-0	3-4-7	2	1	1	0	0	15
12/8	@ UConn	*	37	6-15	2-5	1-4	1-2-3	2	0	1	3	0	15
12/11	DePaul	*	32	5-17	1-2	5-7	0-3-3	2	4	6	3	2	16
12/29	Clemson	*	39	5-19	1-3	5-6	1-5-6	3	9	7	1	0	16
1/2	@ Pittsburgh	*	34	3-11	0-1	2-2	1-5-6	2	4	2	2	0	8
1/5	@ Syracuse	*	26	3-15	0-2	0-0	0-2-2	3	1	3	1	0	6
1/9	Boston College	*	30	4-15	1-2	2-2	1-1-2	2	1	4	0	0	11
1/12	NC State	*	35	12-26	0-3	1-2	0-4-4	0	1	4	4	0	25
1/16	@ Duke	*	39	1-12	0-1	0-0	1-2-3	2	5	3	6	1	2
1/19	Miami	*	33	5-14	0-0	2-3	0-4-4	0	7	1	2	0	12
1/26	@ Virginia	*	36	6-18	0-1	4-4	0-1-1	4	3	2	2	2	16
1/30	Louisville	*	37	5-14	0-2	8-8	0-0-0	1	1	4	1	0	18
2/2	@ Georgia Tech												
2/6	@ Wake Forest												
2/9	Pittsburgh												
2/13	@ Boston College												
2/16	@ Louisville												
2/20	Virginia Tech												
2/23	Syracuse												
2/27	UNC												
3/1	@ Florida St												

## GILBERT'S OVERALL CAREER STATISTICS

SEASON	TEAM	GP-GS	MIN/AVG	FG-FGA	FG%	3FG-FGA	3FG%	FT-FTA	FT%	OFF DEF	TOT	AVG	PF-FO	AST	TO	BLK	STL	PTS	AVG	
2018-19	ND	7-0	111/15.9	9-20	.450	1-5	.200	6-8	.750	4	11	15	2.1	11-0	2	8	1	6	25	3.6
2019-20	ND	21-20	716/34.1	116-302	.384	8-34	.235	54-76	.711	18	74	92	4.4	40-0	50	73	10	43	294	14.0
<b>TOTAL</b>		<b>28-20</b>	<b>827/29.5</b>	<b>125-322</b>	<b>.388</b>	<b>9-39</b>	<b>.231</b>	<b>60-84</b>	<b>.714</b>	<b>22</b>	<b>85</b>	<b>107</b>	<b>3.8</b>	<b>51-0</b>	<b>52</b>	<b>81</b>	<b>11</b>	<b>49</b>	<b>319</b>	<b>11.4</b>



# ABBY PROHASKA 12

5-10 // SOPHOMORE // GUARD

LIBERTY TOWNSHIP, OHIO

LAKOTA WEST

## SEASON BESTS

Pts:  
Rebs:  
FGM:  
FGA:  
3FGM:  
3FGA:  
FTM:  
FTA:  
Ast:  
Blk:  
Stl:  
Min:

## CAREER BESTS

Pts: 6, 2x (last vs FSU, 2/10/19)  
Rebs: 5, 2x (last vs FSU, 2/10/19)  
FGM: 3 (vs FSU, 2/10/19)  
FGA: 5 (vs Duke, 2/21/19)  
3FGM: 1, 2x (last vs Syracuse, 3/9/19)  
3FGA: 2 (vs Syracuse, 3/9/19)  
FTM: 4 (vs Harvard, 11/9/18)  
FTA: 4, 2x (last at Boston College, 2/13/19)  
Ast: 4, 2x (last vs WKU, 12/19/18)  
Blk: 1 (vs Iowa, 11/29/18)  
Stl: 4, 2x (last at Virginia Tech, 1/16/19)  
Min: 30 (vs Drake, 11/23/18)

• Officially has medically redshirted for the 2019-20 season.

• Started practicing with contact the week of Jan. 20.

I AM APPROACHING THIS POST A LITTLE DIFFERENTLY TODAY...

RECENTLY, I HAVE BEEN **DIAGNOSED WITH BILATERAL PULMONARY EMBOLISM**. IN OTHER WORDS, I HAVE A BLOOD CLOT IN EACH OF MY LUNGS. THE AMOUNT OF TIME I WILL BE OUT IS INDEFINITE, BUT I WILL BE **RIGHT ALONGSIDE THIS TEAM FOR EVERY GAME I CANNOT PLAY**.

I AM THANKFUL FOR THE **ENDLESS SUPPORT** AND LOVE FROM MY FAMILY, MY TEAMMATES, MY COACHES, AND MY FRIENDS. THIS IS JUST A BUMP IN THE ROAD.

#SEETHEFUTURE #BLESSED

*Abby Prohaska*



PROHASKA'S OVERALL CAREER STATISTICS

SEASON	TEAM	GP-GS	MIN/AVG	FG-FGA	FG%	3FG-FGA	3FG%	FT-FTA	FT%	OFF	DEF	TOT	AVG	PF-FO	AST	TO	BLK	STL	PTS	AVG
2018-19	ND	38-3	547/14.4	18-49	.367	2-7	.286	20-26	.769	25	44	69	1.8	58-0	43	30	1	30	58	1.5
<b>TOTAL</b>		<b>38-3</b>	<b>547/14.4</b>	<b>18-49</b>	<b>.367</b>	<b>2-7</b>	<b>.286</b>	<b>20-26</b>	<b>.769</b>	<b>25</b>	<b>44</b>	<b>69</b>	<b>1.8</b>	<b>58-0</b>	<b>43</b>	<b>30</b>	<b>1</b>	<b>30</b>	<b>58</b>	<b>1.5</b>





# MARTA SNIEZEK

# 13

5-8 // GRADUATE // GUARD

MCLEAN, VIRGINIA

STANFORD // NATIONAL CATHEDRAL

**UPDATE**

- Started in all 20 games in which she's played, averaging 35.4 minutes.
- The defensive catalyst of the team. Sniezek has taken 23 charges this season, which breaks the record set by Kristina Nelson in the 2017-18 championship season. Sniezek built a streak of taking a charge in 13 games which ended vs. No. 5 Louisville on Jan. 30.
- In addition, Sniezek averages 2.1 steals/game, which ranks 3rd in the ACC.
- Averages 5.7 assists/game which ranks 13th in the nation and 2nd in the ACC - only behind Virginia Tech's Taja Cole (6.6). Her 1.3 A/TO ratio ranks 12th in the league. Averages 5.5 assists in league play, which ranks 3rd.
- Sniezek is 1-of-2 players in the country to average 5.5 assists/game or greater and 2.0 steals/game or greater. The other being Texas Southern's Ciani Cryor.
- Recorded two double-digit assist performances, which ties UNC's Shayla Bennett for the most in the league.
- Tied her career high in steals with six at Syracuse on Jan. 5 to go with her 10 assists.
- Dished out a season best 12 assists against DePaul on Dec. 11, one shy of her career high at Stanford - also tied for the league high with 12.
- Sniezek notched back-to-back games with double-digit points for just the third time in her career, which included a career high 14 points at No. 4 UConn (12/8).
- Took 4 charges against South Dakota State and then took 4 charges the very next day vs. USF in Cancun.
- Irish up three with two minutes remaining against Toledo (11/20), Sniezek recorded a clutch steal which Walker converted to points, extending the lead to 54-49, for the eventual 54-51 win.
- Fun Fact: 1-of-9 siblings in her family.
- Fun Fact: In 2015, she was both the Washington D.C. Gatorade Basketball Player of the Year and the Soccer Player of the Year.

**SEASON BESTS**

Pts: 14 (at UConn, 12/8/19)  
 Rebs: 7, 2x (last at Miami, 1/19/20)  
 FGM: 5 (at UConn, 12/8/19)  
 FGA: 8 (at UConn, 12/8/19)  
 3FGM: 1, 2x (last at UConn, 12/8/19)  
 3FGA: 4 (at UConn, 12/8/19)  
 FTM: 4, 2x (last vs Minnesota, 12/4/19)  
 FTA: 6 (vs FGCU, 11/28/19)  
 Ast: 12 (vs DePaul, 12/11/19)  
 Blk: 1, 3x (last at Duke, 1/16/20)  
 Stl: 6 (at Syracuse, 1/5/20)  
 Min: 42 (at Syracuse, 1/5/20)

**CAREER BESTS**

Pts: 14 (at UConn, 12/8/19)  
 Rebs: 10 (vs USC, 12/31/17)  
 FGM: 5, 3x (last at UConn, 12/8/19)  
 FGA: 12 (vs Belmont, 11/24/17)  
 3FGM: 3, 2x (last vs Utah, 2/9/18)  
 3FGA: 8 (vs Belmont, 11/24/17)  
 FTM: 6, 2x (last vs USC, 3/2/18)  
 FTA: 9 (vs Tennessee, 12/16/15)  
 Ast: 13 (vs Washington, 3/4/16)  
 Blk: 1, 10x (last at Duke, 1/16/20)  
 Stl: 6, 2x (last at Syracuse, 1/5/20)  
 Min: 42 (at Syracuse, 1/5/20)

**SEASON**

2.....Double-Figure Scoring.....11  
 0.....Double-Figure Rebounds.....1  
 2.....Double-Figure Assists.....4

**CAREER****KEY STATISTICS**

POINTS	ASSISTS	STEALS	CHARGES TAKEN
3.7	5.7	2.1	23
5TH ON TEAM	2ND IN ACC 13TH IN NATION	LEADS TEAM 5TH IN ACC	LEADS TEAM

**2019-20 GAME-BY-GAME STATISTICS**

Date	Opponent	GS	MIN	FG-A	3P-A	FT-A	RB	PF	A	TO	ST	BL	PTS
11/5	@ Fordham	*	38	0-3	0-0	1-2	0-4-4	0	6	5	3	0	1
11/8	Loyola MD	*	29	0-0	0-0	2-2	0-7-7	3	6	6	2	0	2
11/11	Tennessee	*	37	1-5	0-1	3-3	0-4-4	5	4	2	1	0	5
11/14	Michigan St	*	38	0-3	0-0	0-0	0-4-4	4	8	3	1	0	0
11/20	Toledo	*	34	0-0	0-0	2-2	0-1-1	3	3	4	2	1	2
11/23	@ Michigan	*	39	2-3	0-1	2-2	0-4-4	4	5	6	5	0	6
11/28	vs FGCU	*	35	2-2	1-1	4-6	0-3-3	4	5	6	0	0	9
11/29	vs South Dakota St	*	34	2-3	0-0	1-2	0-4-4	4	2	4	0	0	5
11/30	vs USF	*	34	3-4	0-0	0-0	1-5-6	5	5	3	1	1	6
12/4	Minnesota	*	40	3-6	0-0	4-5	0-2-2	4	8	4	1	0	10
12/8	@ UConn	*	40	5-8	1-4	3-3	0-1-1	2	6	6	4	0	14
12/11	DePaul	*	39	1-4	0-0	0-0	1-4-5	4	12	6	3	0	2
12/29	Clemson		DNP										
1/2	@ Pittsburgh	*	35	0-5	0-0	1-2	0-0-0	2	4	2	1	0	1
1/5	@ Syracuse	*	42	0-6	0-2	0-0	0-5-5	2	10	7	6	0	0
1/9	Boston College	*	30	0-1	0-0	0-0	0-3-3	3	8	3	1	0	0
1/12	NC State	*	29	0-1	0-0	2-2	0-4-4	4	2	4	3	0	2
1/16	@ Duke	*	40	1-4	0-2	0-0	0-1-1	4	6	5	4	1	2
1/19	Miami	*	36	0-1	0-0	0-0	0-7-7	1	8	3	1	0	0
1/26	@ Virginia	*	26	0-0	0-0	1-2	0-1-1	2	3	4	1	0	1
1/30	Louisville	*	32	2-6	0-1	1-1	1-2-3	2	3	4	1	0	5
2/2	@ Georgia Tech												
2/6	@ Wake Forest												
2/9	Pittsburgh												
2/13	@ Boston College												
2/16	@ Louisville												
2/20	Virginia Tech												
2/23	Syracuse												
2/27	UNC												
3/1	@ Florida St												

**SNIEZEK'S OVERALL CAREER STATISTICS**

SEASON	TEAM	GP-GS	MIN/AVG	FG-FGA	FG%	3FG-FGA	3FG%	FT-FTA	FT%	OFF	DEF	TOT	AVG	PF-FO	AST	TO	BLK	STL	PTS	AVG
2015-16	Stan	35-9	656/18.7	35-99	.354	4-17	.235	28-42	.667	8	48	56	1.6	27-0	109	63	1	21	102	2.9
2016-17	Stan	38-9	948/24.9	56-149	.376	6-20	.300	54-75	.720	6	100	106	2.8	64-0	169	93	3	51	172	4.5
2017-18	Stan	35-32	971/27.7	56-156	.359	20-59	.339	61-90	.678	7	115	122	3.5	68-1	150	78	3	38	193	5.5
2019-20	ND	20-20	708/35.4	22-65	.338	2-12	.167	27-34	.794	3	66	69	3.5	62-2	114	87	3	41	73	3.7
<b>TOTAL FOR ND</b>		<b>20-20</b>	<b>708/35.4</b>	<b>22-65</b>	<b>.338</b>	<b>2-12</b>	<b>.167</b>	<b>27-34</b>	<b>.794</b>	<b>3</b>	<b>66</b>	<b>69</b>	<b>3.5</b>	<b>62-2</b>	<b>114</b>	<b>87</b>	<b>3</b>	<b>41</b>	<b>73</b>	<b>3.7</b>
<b>TOTAL</b>		<b>128-70</b>	<b>3283/25.6</b>	<b>169-469</b>	<b>.360</b>	<b>32-108</b>	<b>.296</b>	<b>170-241</b>	<b>.705</b>	<b>24</b>	<b>329</b>	<b>353</b>	<b>2.8</b>	<b>221-3</b>	<b>542</b>	<b>321</b>	<b>10</b>	<b>151</b>	<b>540</b>	<b>4.2</b>





# NICOLE BENZ

# 20

5-8 // JUNIOR // GUARD

VALENCIA, CALIF.

WILLIAM S. HART

### SEASON BESTS

Pts: 1, 2x (last at Virginia, 1/26/20)  
 Rebs: 1, 2x (last vs Louisville, 1/30/20)  
 FGM: 2 (vs NC State, 1/12/20)  
 3FGM: 1, 2x (last vs Louisville, 1/30/20)  
 3FGA: 1, 3x (last vs Louisville, 1/30/20)  
 FTM: 1  
 FTA: 1 (vs Louisville, 1/30/20)  
 Ast: 5 (vs Louisville, 1/30/20)  
 Blk: 1  
 Stl: 1 (vs Louisville, 1/30/20)  
 Min: 5 (vs Louisville, 1/30/20)

### CAREER BESTS

Pts: 3 (vs UNC, 2/1/18)  
 Rebs: 3 (vs Harvard, 11/9/18)  
 FGM: 1, 5x (last vs Louisville, 1/30/20)  
 FGA: 2, 7x (last vs Virginia, 3/3/19)  
 3FGM: 1, 2x (last vs Louisville, 1/30/20)  
 3FGA: 2, 2x (last vs Villanova, 3/18/18)  
 FTM: 2 (vs Harvard, 11/9/18)  
 FTA: 2 (vs Harvard, 11/9/18)  
 Ast: 1, 2x (last at Marquette, 12/22/18)  
 Blk: 1  
 Stl: 1 (vs Louisville, 1/30/20)  
 Min: 10 (vs Binghamton, 12/16/18)

### UPDATE


- Was the third walk-on for the Irish for the 2017-18 championship season, where she made 13 appearances on the year.
- Started the 2018-19 season as a student-manager before receiving the call-up once again right before the season opener.
- Recipient of the Elite 90 award at the 2019 Final Four - which recognizes the student-athlete with the highest GPA at a championship event.
- Now 1-of-4 total walk-ons on this year's squad.
- Drained a three against No. 9 NC State on Jan. 12, collecting her first points of the season.
- Drained her second three in the final minute vs. No. 5 Louisville on Jan. 30.

### 2019-20 GAME-BY-GAME STATISTICS

Date	Opponent	GS	MIN	FG-A	3P-A	FT-A	RB	PF	A	TO	ST	BL	PTS
11/5	@ Fordham	DNP											
11/8	Loyola MD	2		0-0	0-0	0-0	0	1	0	0	0	0	0
11/11	Tennessee	DNP											
11/14	Michigan St	DNP											
11/20	Toledo	DNP											
11/23	@ Michigan	DNP											
11/28	vs FGCU	1		0-0	0-0	0-0	0-0-0	0	0	0	0	0	0
11/29	vs South Dakota St	1		0-0	0-0	0-0	0-0-0	0	0	0	0	0	0
11/30	vs USF	DNP											
12/4	Minnesota	DNP											
12/8	@ UConn	2		0-1	0-1	0-0	0-0-0	0	0	0	0	0	0
12/11	DePaul	2		0-0	0-0	0-0	0-0-0	0	0	0	0	0	0
12/29	Clemson	1		0-0	0-0	0-0	0-0-0	0	0	0	0	0	0
1/2	@ Pittsburgh	DNP											
1/5	@ Syracuse	DNP											
1/9	Boston College	DNP											
1/12	NC State	2		1-2	1-1	0-0	0-0-0	0	0	0	0	0	0
1/16	@ Duke	DNP											
1/19	Miami	2		0-0	0-0	0-0	0-1-1	0	0	0	0	0	0
1/26	@ Virginia	1		0-0	0-0	0-0	0-1-1	1	0	0	0	0	0
1/30	Louisville	5		1-1	1-1	0-0	0-0-0	1	0	0	1	0	3
2/2	@ Georgia Tech												
2/6	@ Wake Forest												
2/9	Pittsburgh												
2/13	@ Boston College												
2/16	@ Louisville												
2/20	Virginia Tech												
2/23	Syracuse												
2/27	UNC												
3/1	@ Florida St												

### BENZ'S OVERALL CAREER STATISTICS

SEASON	TEAM	GP-GS	MIN/AVG	FG-FGA	FG%	3FG-FGA	3FG%	FT-FTA	FT%	OFF	DEF	TOT	AVG	PF-FO	AST	TO	BLK	STL	PTS	AVG
2017-18	ND	13-0	27/2.1	1-7	.143	1-7	.143	0-0	.000	3	6	9	0.7	1-0	0	1	0	0	3	0.2
2018-19	ND	23-0	72/3.1	3-15	.200	0-7	.000	2-2	1.000	2	14	16	0.7	3-0	2	3	0	0	8	0.3
2019-20	ND	10-0	17/1.7	2-4	.500	2-3	.667	0-0	.000	0	2	2	0.2	3-0	0	0	0	1	6	0.6
<b>TOTAL</b>		<b>46-0</b>	<b>116/2.5</b>	<b>6-26</b>	<b>.231</b>	<b>3-17</b>	<b>.176</b>	<b>2-2</b>	<b>1.000</b>	<b>5</b>	<b>22</b>	<b>27</b>	<b>0.6</b>	<b>7-0</b>	<b>2</b>	<b>4</b>	<b>0</b>	<b>1</b>	<b>17</b>	<b>0.4</b>



# ANAYA PEOPLES 21

5-10 // FRESHMAN // GUARD

DANVILLE, ILLINOIS

SCHLARMAN

### SEASON BESTS

Pts: 22 (vs DePaul, 12/11/19)  
 Rebs: 15 (vs DePaul, 12/11/19)  
 FGM: 11 (vs DePaul, 12/11/19)  
 FGA: 16 (at UConn, 12/8/19)  
 3FGM: 1, 2x (last vs USF, 11/30/19)  
 3FGA: 4 (at UConn, 12/8/19)  
 FTM: 5, 2x (last vs USF, 11/30/19)  
 FTA: 9, 2x (last vs USF, 11/30/19)  
 Ast: 6 (vs Minnesota, 12/4/19)  
 Blk: 2, 4x (last at Syracuse, 1/5/20)  
 Stl: 4, 3x (last vs Clemson, 12/29/19)  
 Min: 39 (vs South Dakota State, 11/29/19)

### CAREER BESTS

Pts: 22 (vs DePaul, 12/11/19)  
 Rebs: 15 (vs DePaul, 12/11/19)  
 FGM: 11 (vs DePaul, 12/11/19)  
 FGA: 16 (at UConn, 12/8/19)  
 3FGM: 1, 2x (last vs USF, 11/30/19)  
 3FGA: 4 (at UConn, 12/8/19)  
 FTM: 5, 2x (last vs USF, 11/30/19)  
 FTA: 9, 2x (last vs USF, 11/30/19)  
 Ast: 6 (vs Minnesota, 12/4/19)  
 Blk: 2, 4x (last at Syracuse, 1/5/20)  
 Stl: 4, 3x (last vs Clemson, 12/29/19)  
 Min: 39 (vs South Dakota State, 11/29/19)

### KEY STATISTICS - TIME OF INJURY

POINTS	REBOUNDS	FG%	STEALS
12.6	8.1	.457	1.9
4TH ON TEAM	LEADS TEAM	2ND ON TEAM	2ND ON TEAM
	11TH IN ACC	7TH IN ACC	5TH IN ACC

### UPDATE

• Left the NC State game (1/12) midway through the second quarter after re-aggravating her shoulder injury sustained at Syracuse. All stat rankings and notes were at time of injury.

• Played in the first 17 games, starting in 10. Averaged 31.6 minutes/game.

• Peoples led all ACC freshmen in rebounds (8.1), shooting percentage (.457) and steals (1.9), while ranking second in points (12.6) behind ND's Sam Brunelle.

• Her 8.1 rebounds/game led the team and ranked 11th in the ACC. Peoples also ranked 11th in the ACC in offensive rebounds (2.7) and 13th in defensive boards (5.4). In addition, her 8.1 rebounding average ranked 10th in the nation among true freshmen guards.

• Her 8.1 rebounding average ranks third all-time as a freshman at ND, ranking behind just Shari Matvey (10.2) and Mary Beth Schueth (9.1).

• There are only 5 true freshmen in the country averaging over 12.5 ppg and 8 rpg: Anaya Peoples, Evansville's Abby Feit, UC Santa Barbara's Ila Lane, South Carolina's Aliyah Boston and USC's Alissa Pili. Of that group, Peoples does boast the most steals.

• Peoples' three double-doubles ranks 2nd in the ACC for freshmen only, behind Pitt's Amber Brown.

• Peoples' 12.6 ppg ranked 30th in the nation among true freshmen, while her 8.1 rpg ranked 12th.

• Peoples was the most efficient guard from the field, knocking down 45.7 percent of her shots, which ranked 7th in the ACC.

• Brunelle (13.7 ppg), Gilbert (13.7 ppg) and Peoples (12.6 ppg) lead all freshmen in the ACC in scoring. They are looking to become the highest scoring freshmen pair in program history. There have only been two other freshman pairs in ND history to finish the season with double-digit scoring averages. There have never been three: Arike Ogunbowale (11.4) and Marina Mabrey (10.7), 2015-16 // Mary Beth Schueth (13.0) and Carries Bates (12.4), 1981-82.

• Garnered career highs in both rebounds (15) and points (22) vs. DePaul on Dec. 11.

• Named to the Cancun Challenge All-Tournament Team, along with earning ACC Rookie of the Week honors. Peoples averaged 17.3 points and 8.7 rebounds down in Cancun. Peoples nearly achieved a double-double in each game, reeling in 9, 8, 9 boards, respectively.

• Averaged 1.9 steals/game, which ranks 5th in the ACC.

• Peoples and Brunelle became the first pair of freshmen starters for a season opener since Teresa Borton & Jacqueline Batteast started the 2001-02 season opener.

• Tallied 11 points & 7 rebounds in her Irish debut at Fordham. Peoples scored seven of her points in the third quarter. The freshman then grabbed a critical offensive board off a missed free throw with nine seconds left, before returning to the line to ice the 60-55 win.

• Gilbert & Peoples have played together every summer since they were seven & six years old, respectively.

### SEASON

### CAREER

12.....	Double-Figure Scoring.....	12
4.....	Double-Figure Rebounding.....	4
3.....	Double-Doubles.....	3
1.....	20-Point Games.....	1

### 2019-20 GAME-BY-GAME STATISTICS

Date	Opponent	GS	MIN	FG-A	3P-A	FT-A	RB	PF	A	TO	ST	BL	PTS
11/5	@ Fordham	*	24	3-9	0-1	5-9	3-4-7	3	1	1	1	0	11
11/8	Loyola MD	*	32	9-14	0-0	1-5	2-5-7	2	3	1	2	2	19
11/11	Tennessee	*	31	3-11	1-2	2-6	1-4-5	2	2	1	4	1	9
11/14	Michigan St	*	26	6-10	0-0	3-7	2-1-3	3	1	0	0	2	15
11/20	Toledo	*	32	3-10	0-0	1-3	2-4-6	5	1	3	1	0	7
11/23	@ Michigan	*	30	5-12	0-2	3-4	2-3-5	3	1	0	2	1	13
11/28	vs FGCU	*	36	8-13	0-1	3-4	1-8-9	1	0	3	1	1	19
11/29	vs South Dakota St	*	39	6-12	0-0	3-6	1-7-8	4	1	1	4	0	15
11/30	vs USF	*	33	6-7	1-1	5-9	1-8-9	2	2	0	3	1	18
12/4	Minnesota	*	37	4-13	0-1	1-1	2-12-14	2	6	1	1	2	9
12/8	@ UConn	*	35	8-16	0-4	1-2	5-6-11	3	3	1	0	1	17
12/11	DePaul	*	37	11-15	0-0	0-2	7-8-15	3	3	5	2	1	22
12/29	Clemson	*	36	5-12	0-2	4-6	2-5-7	4	0	3	4	1	14
1/2	@ Pittsburgh	*	30	3-10	0-0	4-7	5-6-11	4	2	3	3	1	10
1/5	@ Syracuse	*	38	0-7	0-1	4-8	4-7-11	1	2	6	2	2	4
1/9	Boston College	*	31	5-12	0-1	0-0	3-3-6	2	0	2	1	1	10
1/12	NC State	*	12	1-5	0-0	1-4	2-1-3	0	0	1	2	1	3
1/16	@ Duke	Out for remainder of the season											
1/19	Miami	Out for remainder of the season											
1/26	@ Virginia	Out for remainder of the season											
1/30	Louisville	Out for remainder of the season											
2/2	@ Georgia Tech	Out for remainder of the season											
2/6	@ Wake Forest	Out for remainder of the season											
2/9	Pittsburgh	Out for remainder of the season											
2/13	@ Boston College	Out for remainder of the season											
2/16	@ Louisville	Out for remainder of the season											
2/20	Virginia Tech	Out for remainder of the season											
2/23	Syracuse	Out for remainder of the season											
2/27	UNC	Out for remainder of the season											
3/1	@ Florida St	Out for remainder of the season											

### PEOPLES' OVERALL CAREER STATISTICS

SEASON	TEAM	GP-GS	MIN/AVG	FG-FGA	FG%	3FG-FGA	3FG%	FT-FTA	FT%	OFF	DEF	TOT	AVG	PF-FO	AST	TO	BLK	STL	PTS	AVG
2019-20	ND	17-10	538/31.6	86-188	.457	2-16	.125	41-83	.494	45	92	137	8.1	44-1	28	32	18	33	215	12.6
<b>TOTAL</b>		<b>17-10</b>	<b>538/31.6</b>	<b>86-188</b>	<b>.457</b>	<b>2-16</b>	<b>.125</b>	<b>41-83</b>	<b>.494</b>	<b>45</b>	<b>92</b>	<b>137</b>	<b>8.1</b>	<b>44-1</b>	<b>28</b>	<b>32</b>	<b>18</b>	<b>33</b>	<b>215</b>	<b>12.6</b>



# DANIELLE COSGROVE 22

6-4 // SOPHOMORE // FORWARD

HOLBROOK, N.Y.

SACHEM EAST

### SEASON BESTS

Pts: 12 (vs Michigan St, 11/14/19)  
 Rebs: 8 (vs Loyola MD, 11/8/19)  
 FGM: 3 (vs Michigan St, 11/14/19)  
 FGA: 8, 2x (last vs Tennessee, 11/11/19)  
 3FGM: 1, 5x (last at Duke, 1/16/20)  
 3FGA: 5 (at UConn, 12/8/19)  
 FTM: 5 (vs Michigan St, 11/14/19)  
 FTA: 8 (vs Michigan St, 11/14/19)  
 Ast: 3 (vs USF, 11/30/19)  
 Blk: 2 (vs South Dakota State, 11/29/19)  
 Stl: 2 (vs Toledo, 11/20/19)  
 Min: 26 (at UConn, 12/8/19)

### CAREER BESTS

Pts: 12 (vs Michigan St, 11/14/19)  
 Rebs: 8 (vs Loyola MD, 11/8/19)  
 FGM: 3 (vs Michigan St, 11/14/19)  
 FGA: 8, 2x (last vs Tennessee, 11/11/19)  
 3FGM: 2 (vs Binghamton, 12/16/18)  
 3FGA: 5 (at UConn, 12/8/19)  
 FTM: 5 (vs Michigan St, 11/14/19)  
 FTA: 8 (vs Michigan St, 11/14/19)  
 Ast: 3 (vs USF, 11/30/19)  
 Blk: 3 (vs WKU, 12/19/18)  
 Stl: 2 (vs Toledo, 11/20/19)  
 Min: 26 (at UConn, 12/8/19)

### UPDATE

- Played in all 21 games, including 4 starts. Averages 13.4 minutes.
- Knocked down a three at Duke (1/16) to go with one steal and one block in eight minutes of play.
- Played a career high 26 minutes at No. 4 UConn, logging a made three and three rebounds.
- Started against No. 21 USF (11/30), dishing out a career high 3 assists to go with her 5 points.
- Notched her first career start at No. 21 Michigan (11/25), tallying four points.
- Broke out against No. 16 Michigan State (11/14) with a career high 12 points, including a career best 5-for-8 day from the free-throw line.
- Reeled in a career best 8 rebounds against Loyola Maryland in the home opener on Nov. 8.
- Opened the season in Fordham, less than an hour away from her hometown. Collected two points, one block and two boards.

### SEASON

1..... Double-Figure Scoring..... 1


### CAREER

### 2019-20 GAME-BY-GAME STATISTICS

Date	Opponent	GS	MIN	FG-A	3P-A	FT-A	RB	PF	A	TO	ST	BL	PTS
11/5	@ Fordham	12	1-4	0-1	0-0	0-2-2	0	0	3	0	1	2	
11/8	Loyola MD	20	2-8	0-1	2-2	3-5-8	3	1	1	1	1	6	
11/11	Tennessee	21	1-8	1-3	0-0	2-1-3	3	1	1	0	0	3	
11/14	Michigan St	14	3-5	1-1	5-8	4-1-5	1	0	2	0	1	12	
11/20	Toledo	20	1-4	0-0	0-0	0-2-2	0	1	2	2	0	2	
11/23	@ Michigan	*	17	2-4	0-1	0-0	0-1-1	5	1	3	0	1	4
11/28	vs FGCU	12	1-3	0-0	1-1	0-1-1	0	1	1	1	0	3	
11/29	vs South Dakota St	23	1-7	0-2	1-2	2-1-3	0	2	1	0	2	3	
11/30	vs USF	*	22	1-2	1-1	2-4	1-2-3	2	3	2	0	0	5
12/4	Minnesota	*	5	0-1	0-0	0-0	0-2-2	0	0	1	0	0	0
12/8	@ UConn	*	26	1-5	1-5	0-0	0-3-3	2	1	1	0	1	3
12/11	DePaul	1	0-0	0-0	0-0	0-0-0	0	0	0	0	0	0	0
12/29	Clemson	15	1-3	0-0	0-0	0-1-1	1	0	0	0	0	2	
1/2	@ Pittsburgh	4	0-1	0-0	0-0	0-1-1	2	1	0	0	0	0	0
1/5	@ Syracuse	9	0-2	0-0	0-0	0-0-0	1	0	1	1	0	0	0
1/9	Boston College	4	1-1	0-0	0-0	0-0-0	0	0	1	0	0	2	
1/12	NC State	22	0-7	0-4	0-0	2-0-2	3	0	1	0	0	0	0
1/16	@ Duke	8	1-3	1-1	0-0	1-0-1	1	0	2	1	1	3	
1/19	Miami	3	0-2	0-0	0-0	1-1-2	0	0	1	0	1	0	0
1/26	@ Virginia	15	1-4	0-2	2-2	0-3-3	4	0	4	0	1	4	
1/30	Louisville	10	0-4	0-1	0-0	0-1-1	1	0	0	0	0	0	0
2/2	@ Georgia Tech												
2/6	@ Wake Forest												
2/9	Pittsburgh												
2/13	@ Boston College												
2/16	@ Louisville												
2/20	Virginia Tech												
2/23	Syracuse												
2/27	UNC												
3/1	@ Florida St												

### COSGROVE'S OVERALL CAREER STATISTICS

SEASON	TEAM	GP-GS	MIN/AVG	FG-FGA	FG%	3FG-FGA	3FG%	FT-FTA	FT%	OFF	DEF	TOT	AVG	PF-FO	AST	TO	BLK	STL	PTS	AVG
2018-19	ND	27-0	132/4.9	14-48	.292	9-35	.257	0-0	.000	4	14	18	0.7	14-0	5	8	6	1	37	1.4
2019-20	ND	21-4	282/13.4	18-78	.231	5-23	.217	13-19	.684	16	28	44	2.1	29-1	12	28	10	6	54	2.6
<b>TOTAL</b>		<b>48-4</b>	<b>413/8.6</b>	<b>32-126</b>	<b>.254</b>	<b>14-58</b>	<b>.241</b>	<b>13-19</b>	<b>.684</b>	<b>20</b>	<b>42</b>	<b>62</b>	<b>1.3</b>	<b>43-1</b>	<b>17</b>	<b>36</b>	<b>16</b>	<b>7</b>	<b>91</b>	<b>1.9</b>



# DESTINEE WALKER 24

5-10 // GRADUATE // GUARD

ORLANDO, FLORIDA

NORTH CAROLINA // LAKE HIGHLAND

### UPDATE

- Played in all 21 games, starting in all but one. Averages 34.7 minutes, which ranks 8th in the ACC.
- Participating in her first full season of basketball since the 2016-17 campaign with the Tar Heels.
- Walker has posted three games of 20+ points over the last seven games.
- Leads the Irish in 20+ scoring performances with five, which also sets a new career best - previous was four set her sophomore year at UNC (2016-17).
- Recorded her third game this year with four or more treys vs. Miami (1/19), going 4-of-5 from three. Walker finished with 21 points.
- Recorded her best quarter of the season in the first at Syracuse on Jan. 5 with 12 points.
- Willed the Irish to victory at Pitt (1/2) in the final minutes: Recorded an impressive reverse layup at 2:05, dished the assist to Vaughn at 1:33, earned a crucial steal with 23 seconds left, then converted three free throws in the final 20 seconds for the 60-52 win. Totaled 16 points for the game.
- Walker scored 7 of her 17 points against No. 21 USF (11/30) in the 4th quarter, helping lift the Irish to a ranked win.
- Exploded with a season best 27 points at No. 21 Michigan (11/23), tying her career high from beyond the arc with five made three's (5-for-8). She scored nine of the team's 14 third quarter points.
- Walker hit the game-winning basket for the Irish in the 54-51 win over Toledo (11/20), tallying 12 points in the game.
- Her 72 made free-throws leads the team and ranks 80th in the country, while her .735 free-throw percentage ranks 11th in the ACC.
- In her Irish debut, Walker stepped up with a 10-point, 10-rebound, double-double in 38 minutes of play. The 10 boards tied her career high.

### SEASON BESTS

Pts: 27 (at Michigan, 11/23/19)  
 Rebs: 10 (at Fordham, 11/5/19)  
 FGM: 9, 2x (last at Michigan, 11/23/19)  
 FGA: 17, 2x (last at Syracuse, 1/5/20)  
 3FGM: 5 (at Michigan, 11/23/19)  
 3FGA: 9, 2x (last at Syracuse, 1/5/20)  
 FTM: 6, 3x (last at Virginia, 1/26/20)  
 FTA: 10 (at Virginia, 1/26/20)  
 Ast: 4 (vs Loyola MD, 11/8/19)  
 Blk: 1, 4x (last vs Boston College, 1/9/20)  
 Stl: 4, 2x (last at Michigan, 11/23/19)  
 Min: 39 (vs FGCU, 11/28/19)

### CAREER BESTS

Pts: 32 (vs Florida A&M, 11/17/15)  
 Rebs: 10, 2x (last at Fordham, 11/5/19)  
 FGM: 10, 2x (last vs Iona, 11/21/15)  
 FGA: 19, 2x (last at Virginia Tech, 1/2/17)  
 3FGM: 5, 3x (last at Michigan, 11/23/19)  
 3FGA: 12 (vs Louisville, 2/4/16)  
 FTM: 10 (vs Florida A&M, 11/17/15)  
 FTA: 10, 2x (last vs Jacksonville, 12/20/16)  
 Ast: 6 (vs Pacific, 11/25/15)  
 Blk: 1, 7x (last vs Boston College, 1/9/20)  
 Stl: 4, 3x (last at Michigan, 11/23/19)  
 Min: 45 (vs Pitt, 3/2/16)

### KEY STATISTICS

POINTS	3PT FG	FT%	FT MADE
13.4	1.2	.735	3.4
3RD ON TEAM	2ND ON TEAM	2ND ON TEAM	LEADS TEAM
		11TH IN ACC	

### SEASON

16.....	Double-Figure Scoring.....	56
5.....	20-Point Games.....	12
0.....	30-Point Games.....	1
1.....	Double-Doubles.....	2
1.....	Double-Figure Rebounds.....	2

### CAREER

### 2019-20 GAME-BY-GAME STATISTICS

Date	Opponent	GS	MIN	FG-A	3P-A	FT-A	RB	PF	A	TO	ST	BL	PTS
11/5	@ Fordham	*	38	3-9	0-2	4-6	3-7-10	2	0	1	1	0	10
11/8	Loyola MD	*	33	9-15	0-1	6-7	3-3-6	2	4	1	2	1	19
11/11	Tennessee	*	36	5-13	3-7	5-6	1-1-2	3	2	2	4	0	18
11/14	Michigan St	*	35	0-2	0-1	4-6	2-0-2	5	1	1	1	0	4
11/20	Toledo	*	37	6-17	0-3	0-0	2-4-6	1	2	1	1	0	12
11/23	@ Michigan	*	33	9-14	5-8	4-6	0-2-2	3	1	1	4	0	27
11/28	vs FGCU	*	39	2-7	0-2	0-0	0-4-4	2	0	4	0	0	4
11/29	vs South Dakota St	*	38	4-16	0-9	4-6	0-1-1	4	1	1	2	0	12
11/30	vs USF	*	37	6-16	1-7	4-7	1-3-4	1	1	1	1	0	17
12/4	Minnesota	*	35	4-7	0-1	4-4	1-1-2	0	0	2	0	0	12
12/8	@ UConn	*	30	1-7	0-3	0-0	0-3-3	2	0	2	1	0	2
12/11	DePaul	*	30	8-12	2-3	2-3	0-5-5	4	1	5	0	0	20
12/29	Clemson	*	37	3-15	1-6	3-4	3-2-5	1	2	1	0	1	10
1/2	@ Pittsburgh	*	29	5-11	1-4	5-6	1-4-5	2	1	0	3	0	16
1/5	@ Syracuse	*	38	8-17	4-9	5-8	0-6-6	5	3	1	1	1	25
1/9	Boston College	*	36	7-15	1-7	6-6	0-1-1	3	3	3	1	1	21
1/12	NC State	*	35	4-15	0-6	3-4	3-1-4	2	2	2	0	0	11
1/16	@ Duke	*	32	2-13	0-7	2-2	1-6-7	3	2	1	1	0	6
1/19	Miami	*	38	6-11	4-5	5-6	3-4-7	2	2	2	1	0	21
1/26	@ Virginia	*	34	2-12	1-6	6-10	2-2-4	1	2	3	2	0	11
1/30	Louisville	*	25	1-10	1-4	0-0	1-1-2	0	0	0	0	0	3
2/2	@ Georgia Tech												
2/6	@ Wake Forest												
2/9	Pittsburgh												
2/13	@ Boston College												
2/16	@ Louisville												
2/20	Virginia Tech												
2/23	Syracuse												
2/27	UNC												
3/1	@ Florida St												

### WALKER'S OVERALL CAREER STATISTICS

SEASON	TEAM	GP-GS	MIN/AVG	FG-FGA	FG%	3FG-FGA	3FG%	FT-FTA	FT%	OFF	DEF	TOT	AVG	PF-FO	AST	TO	BLK	STL	PTS	AVG
2015-16	UNC	32-31	1194/37.3	160-428	.374	48-180	.267	78-96	.813	31	86	117	3.7	66-0	79	91	2	35	446	13.9
2016-17	UNC	21-20	684/32.6	91-238	.382	39-115	.339	40-55	.727	24	54	78	3.7	48-1	42	45	1	24	261	12.4
2018-19	UNC	4-0	39/9.7	2-7	.286	1-1	1.000	5-6	.833	2	2	4	1.0	4-0	2	2	0	0	10	2.5
2019-20	ND	21-20	729/34.7	92-253	.364	25-104	.240	72-98	.735	26	62	88	4.2	48-2	30	35	4	26	281	13.4
<b>TOTAL FOR ND</b>		<b>21-20</b>	<b>729/34.7</b>	<b>92-253</b>	<b>.364</b>	<b>25-104</b>	<b>.240</b>	<b>72-98</b>	<b>.735</b>	<b>26</b>	<b>62</b>	<b>88</b>	<b>4.2</b>	<b>48-2</b>	<b>30</b>	<b>35</b>	<b>4</b>	<b>26</b>	<b>281</b>	<b>13.4</b>
<b>TOTAL</b>		<b>78-71</b>	<b>2646/33.9</b>	<b>345-926</b>	<b>.373</b>	<b>113-400</b>	<b>.283</b>	<b>195-255</b>	<b>.765</b>	<b>83</b>	<b>204</b>	<b>287</b>	<b>3.7</b>	<b>166-3</b>	<b>153</b>	<b>173</b>	<b>7</b>	<b>85</b>	<b>998</b>	<b>12.8</b>



# MIK VAUGHN 30

6-3 // JUNIOR // CENTER

PHILADELPHIA, PENNSYLVANIA

PAUL VI / FRIENDS' CENTRAL

## UPDATE

- Started in all 10 games in which she's played. Averages 26.7 minutes
- Made her first career start for the Irish in the season opener at Fordham. Vaughn was closing in on a double-double with eight points and nine boards in 20 minutes of action before being sidelined with a right knee injury. Vaughn also set a career high in assists with four.
- Missed 11 games due to an ACL sprain in her right knee - opposite knee of what she tore in her freshman season. Returned from injury against Clemson on Dec. 29.
- Posted 4 double-digit scoring games since her return - in all 4, Vaughn has recorded at least 16 points and 8 rebounds, which included two double-doubles.
- Been highly efficient from the field since returning, converting 60.6 percent from the floor, which would lead the ACC but doesn't have enough FG attempts to qualify.
- Been a beast on the offensive glass, as her 3.3 offensive rebounds/game in ACC play ranks 2nd.
- In ACC play only: 15th in rebounds (6.7), 10th in blocks (1.4) and 2nd in offensive rebounds (3.3).
- Recorded her first career double-double at Syracuse (1/5) with 16 points and a career-high tying 11 boards.
- Poured in a career high 18 points at Duke (1/16), recording her second double-double with a career-high tying 11 boards.
- Went 7-of-8 from the field for 16 points in the win over Miami (1/19).
- Dished out a career best five assists vs No. 5 Louisville. It marked her first 5+5+5 Stat Stuffer game, earning eight points and five boards as well.

## SEASON BESTS

Pts: 18 (at Duke, 1/16/20)  
 Rebs: 11, 2x (at Duke, 1/16/20)  
 FGM: 8 (at Pitt, 1/2/20)  
 FGA: 19 (at Pitt, 1/2/20)  
 3FGM:  
 3FGA:  
 FTM: 4 (at Duke, 1/16/20)  
 FTA: 5 (at Duke, 1/16/20)  
 Ast: 5 (vs Louisville, 1/30/20)  
 Blk: 3, 2x (last vs Boston College, 1/9/20)  
 Stl: 4 (vs Clemson, 12/29/19)  
 Min: 34 (vs Boston College, 1/9/20)

## CAREER BESTS

Pts: 18 (at Duke, 1/16/20)  
 Rebs: 11, 3x (last at Duke, 1/16/20)  
 FGM: 8, 2x (last at Pitt, 1/2/20)  
 FGA: 19 (at Pitt, 1/2/20)  
 3FGM:  
 3FGA:  
 FTM: 4, 2x (last at Duke, 1/16/20)  
 FTA: 5 (at Duke, 1/16/20)  
 Ast: 5 (vs Louisville, 1/30/20)  
 Blk: 4, 2x (last vs Wake Forest, 1/13/19)  
 Stl: 4 (vs Clemson, 12/29/19)  
 Min: 34 (vs Boston College, 1/9/20)

## KEY STATISTICS

POINTS	REBOUNDS	FG%	BLOCKS
10.8	6.9	.597	1.3
4TH ON TEAM	LEADS TEAM	LEADS TEAM	LEADS TEAM

## SEASON

4..... Double-Figure Scoring.....	7
2..... Double-Figure Rebounds.....	3
2..... Double-Doubles.....	2

## CAREER

## 2019-20 GAME-BY-GAME STATISTICS

Date	Opponent	GS	MIN	FG-A	3P-A	FT-A	RB	PF	A	TO	ST	BL	PTS
11/5	@ Fordham	*	20	3-6	0-0	2-3	2-7-9	0	4	3	1	0	8
11/8	Loyola MD		DNP										
11/11	Tennessee		DNP										
11/14	Michigan St		DNP										
11/20	Toledo		DNP										
11/23	@ Michigan		DNP										
11/28	vs FGCU		DNP										
11/29	vs South Dakota St		DNP										
11/30	vs USF		DNP										
12/4	Minnesota		DNP										
12/8	@ UConn		DNP										
12/11	DePaul		DNP										
12/29	Clemson	*	23	4-5	0-0	0-0	0-2-2	2	1	2	4	0	8
1/2	@ Pittsburgh	*	29	8-19	0-0	1-1	6-3-9	4	3	1	2	2	17
1/5	@ Syracuse	*	28	7-8	0-0	2-3	5-6-11	5	0	1	0	3	16
1/9	Boston College	*	34	2-6	0-0	2-2	5-4-9	3	4	0	0	3	6
1/12	NC State	*	25	3-3	0-0	0-0	0-1-1	3	2	2	3	2	6
1/16	@ Duke	*	32	7-11	0-0	4-5	7-4-11	3	0	3	2	1	18
1/19	Miami	*	24	7-8	0-0	2-2	4-4-8	4	3	4	0	1	16
1/26	@ Virginia	*	23	2-3	0-0	1-2	1-3-4	3	1	3	1	0	5
1/30	Louisville	*	29	3-8	0-0	2-4	2-3-5	2	5	1	1	1	8
2/2	@ Georgia Tech												
2/6	@ Wake Forest												
2/9	Pittsburgh												
2/13	@ Boston College												
2/16	@ Louisville												
2/20	Virginia Tech												
2/23	Syracuse												
2/27	UNC												
3/1	@ Florida St												

## VAUGHN'S OVERALL CAREER STATISTICS

SEASON	TEAM	GP-GS	MIN/AVG	FG-FGA	FG%	3FG-FGA	3FG%	FT-FTA	FT%	OFF DEF	TOT	AVG	PF-FO	AST	TO	BLK	STL	PTS	AVG	
2017-18	ND	6-0	79/13.2	23-37	.622	0-0	.000	2-6	.333	14	12	26	4.3	11-0	4	8	7	3	48	8.0
2018-19	ND	38-0	362/9.5	53-101	.525	0-0	.000	19-30	.633	41	49	90	2.4	48-1	7	25	24	10	125	3.3
2019-20	ND	10-10	267/26.7	46-77	.597	0-0	.000	16-22	.727	32	37	69	6.9	29-1	23	20	13	14	108	10.8
<b>TOTAL</b>		<b>54-10</b>	<b>708/13.1</b>	<b>122-215</b>	<b>.567</b>	<b>0-0</b>	<b>.000</b>	<b>37-58</b>	<b>.638</b>	<b>87</b>	<b>98</b>	<b>185</b>	<b>3.4</b>	<b>88-2</b>	<b>34</b>	<b>53</b>	<b>44</b>	<b>27</b>	<b>281</b>	<b>5.2</b>





# SAM BRUNELLE 33

6-2 // FRESHMAN // FORWARD

RUCKERSVILLE, VIRGINIA

WILLIAM MONROE

### SEASON BESTS

Pts: 31 (vs DePaul, 12/11/19)  
 Rebs: 13 (vs Toledo, 11/20/19)  
 FGM: 13 (vs DePaul, 12/11/19)  
 FGA: 20 (at Duke, 1/16/20)  
 3FGM: 4, 2x (at Virginia, 1/26/20)  
 3FGA: 12 (at Virginia, 1/26/20)  
 FTM: 6 (vs Toledo, 11/20/19)  
 FTA: 10 (vs Toledo, 11/20/19)  
 Ast: 3, 4x (last vs Minnesota, 12/4/19)  
 Blk: 4 (at Pitt, 1/2/20)  
 Stl: 2, 4x (last at Virginia, 1/26/20)  
 Min: 42 (at Syracuse, 1/5/20)

### CAREER BESTS

Pts: 31 (vs DePaul, 12/11/19)  
 Rebs: 13 (vs Toledo, 11/20/19)  
 FGM: 13 (vs DePaul, 12/11/19)  
 FGA: 20 (at Duke, 1/16/20)  
 3FGM: 4, 2x (at Virginia, 1/26/20)  
 3FGA: 12 (at Virginia, 1/26/20)  
 FTM: 6 (vs Toledo, 11/20/19)  
 FTA: 10 (vs Toledo, 11/20/19)  
 Ast: 3, 4x (last vs Minnesota, 12/4/19)  
 Blk: 4 (at Pitt, 1/2/20)  
 Stl: 2, 4x (last at Virginia, 1/26/20)  
 Min: 42 (at Syracuse, 1/5/20)

### KEY STATISTICS

POINTS	REBOUNDS	BLOCKS	3PT FG
<b>14.2</b>	<b>6.2</b>	<b>1.1</b>	<b>1.6</b>
LEADS TEAM	2ND ON TEAM	2ND ON TEAM	LEADS TEAM
12TH IN ACC		14TH IN ACC	

### UPDATE

- Started all 21 games, averaging 34.0 minutes, which ranks 11th in the ACC.
- Became the first player to start her Irish career with seven double-digit scoring performances - previous record was four. Now boasts 16 total for the year.
- Brunelle's 14.2 ppg ranks 3rd all-time at ND for a freshman. The top spot belongs to Beth Morgan (17.9).
- Brunelle (14.2 ppg), Gilbert (14.0 ppg) and Peoples (12.6 ppg) lead all freshmen in the ACC in scoring. The next highest is Virginia Tech's Elizabeth Kitley at 11.4 ppg. Brunelle also leads all ACC freshmen in the Points + Assists + Rebounds/Game category at 21.7.
- Brunelle/Gilbert/Peoples could become the first freshmen trio to all finish with a double-digit scoring average. Also looking to become the highest scoring freshmen pairing in ND history: Arike Ogunbowale (11.4) and Marina Mabrey (10.7), 2015-16 // Mary Beth Schueth (13.0) and Carries Bates (12.4), 1981-82.
- Nationally, among freshmen at power-five schools, Brunelle's scoring average ranks 2nd. Brunelle is also 1-of-8 freshmen to average over 14.0 points and 6.0 rebounds.
- Only two freshmen pairs in all of Division-I to both average 14.0 ppg or higher --> ND's Brunelle and Gilbert and Fresno State's Haley & Hanna Cavinder.
- Life without Peoples: Brunelle has certainly stepped up since the news that fellow freshman Anaya Peoples was lost for the season following the NC State game. Since, Brunelle is leading the Irish in scoring at 19.8 ppg in that span, earning double-digit points in each game. She is shooting 41.4 percent from the floor and 36.1 percent from three.
- Starting to heat up from beyond the arc. The freshman struggled early on, going 13-of-68 (.191) from three over the first 14 games. However, she's flipped the script as of late. Brunelle has hit multiple treys in 7 straight games, converting 20-of-55 (.364) from three.
- Since Jan. 5, Brunelle is averaging 2.9 three's/game, which ranks 2nd in the ACC in that timespan - only one better, NC State's Aislinn Konig at 3.5.
- Brunelle went off in the win over Miami (1/19), scoring 20 of her 25 points in the 2nd half.
- Exploded with a career high 31 points on 13-of-18 shooting vs. DePaul on Dec. 11. Brunelle is 1-of-6 players in the ACC to record a 30+ point performance. Her 31-point performance also tied the Notre Dame individual scoring record for a freshmen, tying both Skylar Diggins and Katryna Gaither.
- 4th Quarter surges: Brunelle scored seven of her 19 points in the fourth against Minnesota (12/4). Scored nine of her 11 points in the fourth at No. 21 Michigan (11/23). Scored 11 of her 19 points in the fourth vs. No. 16 Michigan State (11/14).
- Notched her second double-double with an 11-point, 12-rebound performance against FGCU (11/28). All 12 boards were defensive rebounds, which marked a career best for that category.
- Logged her first double-double of her career with 19 points and 13 rebounds against Toledo (11/20).
- Peoples and Brunelle became the first pair of freshmen starters for a season opener since Teresa Borton & Jacqueline Batteast started the 2001-02 season opener.
- Fun Fact: Wants to go into broadcasting - already hosting a segment in the Muffet McGraw Radio Show this year called Sam's Saloon.

### SEASON

16	Double-Figure Scoring	16
2	Double-Figure Rebounds	2
2	Double-Doubles	2
3	20-Point Games	3
1	30-Point Games	1

### CAREER

### 2019-20 GAME-BY-GAME STATISTICS

Date	Opponent	GS	MIN	FG-A	3P-A	FT-A	RB	PF	A	TO	ST	BL	PTS
11/5	@ Fordham	*	33	4-12	2-6	4-4	2-3-5	3	3	5	2	0	14
11/8	Loyola MD	*	34	6-15	0-5	0-0	3-6-9	1	3	4	0	2	12
11/11	Tennessee	*	32	6-18	2-11	2-2	1-2-3	4	0	3	1	0	16
11/14	Michigan St	*	37	7-13	2-6	3-6	1-7-8	1	3	2	1	3	19
11/20	Toledo	*	37	6-12	1-6	6-10	3-10-13	2	0	2	2	3	19
11/23	@ Michigan	*	39	5-11	1-5	1-2	1-3-4	4	2	2	1	2	12
11/28	vs FGCU	*	30	4-12	1-5	2-4	0-12-12	5	2	3	0	1	11
11/29	vs South Dakota St	*	27	1-7	1-4	4-4	0-2-2	3	0	0	0	0	7
11/30	vs USF	*	33	4-13	2-5	0-0	1-3-4	3	1	1	0	0	10
12/4	Minnesota	*	38	9-18	0-3	1-1	0-6-6	4	3	5	0	2	19
12/8	@ UConn	*	19	2-10	0-3	0-0	1-5-6	1	2	2	0	0	4
12/11	DePaul	*	38	13-18	1-3	4-5	1-6-7	1	2	2	0	1	31
12/29	Clemson	*	31	2-6	0-3	1-2	1-2-3	3	1	4	2	0	5
1/2	@ Pittsburgh	*	32	4-11	0-3	0-0	0-5-5	1	2	6	0	4	8
1/5	@ Syracuse	*	42	5-16	2-5	0-2	3-4-7	2	1	3	1	1	12
1/9	Boston College	*	33	6-14	3-7	0-0	1-7-8	2	1	4	0	0	15
1/12	NC State	*	27	2-8	2-7	0-0	1-1-2	3	1	1	0	0	6
1/16	@ Duke	*	39	6-20	4-11	0-0	4-4-8	2	1	8	1	1	16
1/19	Miami	*	36	11-18	3-5	0-0	1-3-4	1	0	3	2	0	25
1/26	@ Virginia	*	39	6-17	4-12	5-6	0-5-5	0	2	3	2	3	21
1/30	Louisville	*	39	6-15	2-8	3-4	3-6-9	1	1	6	1	1	17
2/2	@ Georgia Tech												
2/6	@ Wake Forest												
2/9	Pittsburgh												
2/13	@ Boston College												
2/16	@ Louisville												
2/20	Virginia Tech												
2/23	Syracuse												
2/27	UNC												
3/1	@ Florida St												

### BRUNELLE'S OVERALL CAREER STATISTICS

SEASON	TEAM	GP-GS	MIN/AVG	FG-FGA	FG%	3FG-FGA	3FG%	FT-FTA	FT%	OFF	DEF	TOT	AVG	PF-FO	AST	TO	BLK	STL	PTS	AVG
2019-20	ND	21-21	714/34.0	115-284	.405	33-123	.268	36-52	.692	28	102	130	6.2	47-1	31	69	24	16	299	14.2
<b>TOTAL</b>		<b>21-21</b>	<b>714/34.0</b>	<b>115-284</b>	<b>.405</b>	<b>33-123</b>	<b>.268</b>	<b>36-52</b>	<b>.692</b>	<b>28</b>	<b>102</b>	<b>130</b>	<b>6.2</b>	<b>47-1</b>	<b>31</b>	<b>69</b>	<b>24</b>	<b>16</b>	<b>299</b>	<b>14.2</b>



## LAST TIME NOTRE DAME ...

### SCORING

Player scored 25 points	Sam Brunelle (25), vs Miami, 1/19/20
Player scored 30 points	Sam Brunelle (31) vs DePaul, 12/11/19
Player scored 35 points	Jessica Shepard (39) vs DePaul, 12/17/17
Player scored 40 points	Jewell Loyd (41) at DePaul, 12/10/14
Player came off bench and scored 20 points	Sam Young (22), vs. Virginia, 3/3/19
Two players scored 20 points	Sam Brunelle (25) & Destinee Walker (21), Miami, 1/19/20
Three players scored 20 points	Jessica Shepard (30), Jackie Young (21), Brianna Turner (20) vs Louisville, 3/10/19 (Greensboro, N.C.)
Three players scored 20 points/consecutive games	Arike Ogunbowale (30), Jessica Shepard (24), Marina Mabrey (23) vs CSUN, 3/16/18; Arike Ogunbowale (24), Jessica Shepard (25), Jackie Young (24) vs Villanova, 3/18/18
Two players scored 25 points	Arike Ogunbowale (27) & Jessica Shepard (26) vs FSU, 2/10/19
Player scored 25 points/consecutive games	Arike Ogunbowale (27 vs. Georgia Tech, 2/11/18; 27 at Virginia, 2/15/18)
None in double figures	at Seton Hall, 2/8/04
One in double figures	Brianna Turner (25) vs. Duke, 1/26/17
Six in double figures	Arike Ogunbowale (13), Brianna Turner (14), Jessica Shepard (18), Mikayla Vaughn (10), Marina Mabrey (21), Jackie Young (21) vs Binghamton, 12/16/18
Seven in double figures	See eight in double figures
Eight in double figures	Devereaux Peters (20), Natalie Achonwa (19), Kaila Turner (14), Natalie Novosel (13), Skylar Diggins (11), Brittany Mallory (11), Kayla McBride (11) and Markisha Wright (11) vs. Pittsburgh, 1/17/12
ND scored 55 points/half	58 (2nd half) vs Stanford, 4/1/19 (Chicago)
ND scored 60 points/half	60 (1st half) vs Pitt, 1/3/19
ND scored 50 points in both halves	50 (1st) & 53 (2nd) vs. Harvard, 11/9/18
ND scored 100 points/game	103 vs Virginia, 3/3/19
ND scored 100 points/home game	See 100 points
ND scored 100 points/neutral site	100 vs. Duquesne, 12/1/13 (@ Toronto, Ontario)
ND scored 100 points/conference game	103 vs Virginia, 3/3/19
ND scored fewer than 15 points/half	11 (1st half) at West Virginia, 1/13/08
ND scored fewer than 20 points/half	18 (2nd half) at Duke, 1/16/20
ND scored fewer than 50 points/game	47 at Duke, 1/16/20

### FIELD GOAL SHOOTING

Player made every shot from the field (min. 7)	Jessica Shepard (8-8) vs Binghamton, 12/16/18
ND shot 55 percent/consecutive games	56.7 (38-67) at Syracuse, 2/25/19; 55.1 (38-69) vs Virginia, 3/3/19, 58.0 (40-69) vs North Carolina, 3/8/19 (Greensboro, N.C.)
ND shot 60 percent/game	61.4 (35-57) vs Lehigh, 12/30/18
ND shot 65 percent/game	69.8 (37-53) vs WKU, 12/19/18
ND shot 70 percent/game	70.2 (40-57) at Mercer, 12/30/11
ND shot below 25 percent/game	24.5 (13-53) at West Virginia, 1/13/08
ND shot below 30 percent/game	29.5 (18-61) vs Louisville, 1/30/20
ND shot below 35 percent/game and won	33.3 (23-69) at Pitt, 1/2/20
ND shot 65 percent/half	69.2 (18-26) at Syracuse, 2/25/19
ND shot 70 percent/half	See 75
ND shot 75 percent or greater/half	.758 (22-29), 2nd half at Clemson, 1/31/19
ND shot below 25 percent/half	23.3 (7-30), 2nd half vs Louisville, 1/30/20
ND shot below 30 percent/half	28.6 (10-35), 2nd half at Virginia, 1/26/20

### THREE-POINT SHOOTING

Player made 4 three-pointers/half	See 5/half
Player made 5 three-pointers/half	Marina Mabrey (1st half) vs Texas A&M, 3/24/18 (Spokane, Wash.)
Player made 5 three-pointers	Destinee Walker at Michigan, 11/23/19
Player made 6 three-pointers	Arike Ogunbowale vs Virginia, 3/3/19
Player made 7 three-pointers	Marina Mabrey vs Texas A&M, 3/24/18 (Spokane, Wash.)
Player made 8 three-pointers	Sheila McMillen vs. St. John's, 2/28/98 (@ Piscataway, N.J.)
Player attempted 10 three-pointers	Sam Brunelle (12) at Virginia, 1/26/20
ND made 10 three-pointers	13 vs Virginia, 3/3/19
ND did not make a three-pointer	vs. Saint Joseph's (Pa.), 12/21/14
ND attempted 20 three-pointers	21 at Virginia, 1/26/20
ND shot 60 percent 3FG (min. 5 att.)	70.0 (7-10) vs Miami, 1/19/20

### FREE-THROW SHOOTING

Player made 10 free-throws	Arike Ogunbowale (12) vs Louisville, 1/10/19
Player made 15 free-throws	Jewell Loyd (15) at DePaul, 12/10/14
Player attempted 15 free-throws	Brianna Turner (16) at North Carolina, 1/15/15
Player made 10 for 10 or better	12-12 by Arike Ogunbowale vs Louisville, 1/10/19
ND shot 90 percent (min. 10 att.)	100.0 (10-10) vs Boston College, 1/9/20
ND shot below 50 percent (min. 10 att.)	46.7 (7-15) at Georgia Tech, 1/6/19
ND made 30 free-throws	31 (attempted 46) vs. UCLA, 11/28/15 (@ Freeport, Bahamas)
ND made fewer than five FTs	4 (attempted 7) vs. Wake Forest, 1/5/17
ND attempted 40 free-throws	46 (made 31) vs. UCLA, 11/28/15 (@ Freeport, Bahamas)
ND attempted fewer than five FTs	2 (made 2) at Connecticut, 3/8/10

### REBOUNDS

Player had 15 rebounds	Anaya Peoples (15) vs. DePaul, 12/11/19
Player had 20 rebounds	Natalie Achonwa (20) vs. South Florida, 3/10/13 (@ Hartford, Conn.)
Two players had double-figure rebounds	Mikayla Vaughn (11) & Anaya Peoples (11), at Syracuse, 1/5/20
Three players had double-figure rebounds	Jessica Shepard (12), Kathryn Westbeld (10), and Jackie Young (10) vs Marquette, 12/20/17
ND had 50 rebounds	55 at Syracuse, 1/5/20
ND had 25 offensive rebounds	25 vs Iowa, 11/29/18
ND had 30 offensive rebounds	30 vs. Longwood, 12/28/11

### DOUBLE-DOUBLES

Points & rebounds/3 consecutive games	See 4
Points & rebounds/4 consecutive games	Jessica Shepard (24/14) vs Texas A&M, 3/30/19; (11/14) vs Stanford, 4/1/19; (20/13) vs UConn, 4/5/19; (11/10) vs Baylor, 4/7/19
Points & rebounds/5 consecutive games	Jessica Shepard (17/10) vs Florida State, 3/3/18; (23/10) vs Louisville, 3/4/18; (24/10) vs CSUN, 3/16/18; (25/10) vs Villanova, 3/18/18; (13/10) vs Texas A&M, 3/24/18 (Spokane, Wash.)
Points & assists	Marina Mabrey (12/12) vs UConn, 4/5/19 (Tampa)
Rebounds & assists	Lindsay Allen (11/10) vs. Virginia 1/29/17
Points & assists/consecutive games	Niele Ivey (12/10) at Valparaiso, 11/17/00; (14/11) vs. Arizona, 11/20/00
Two players had double-doubles	Jessica Shepard (11p/10r) & Brianna Turner (12p/12r) vs Baylor, 4/7/19 (Tampa)
Three players had double-doubles	Jessica Shepard (20p/13r), Brianna Turner (15p/15r), Marina Mabrey (12p/12a), vs UConn, 4/5/19 (Tampa)
20+ points and 10+ rebounds	Anaya Peoples (22p/15r) vs DePaul, 12/11/19
30+ points and 10+ rebounds	Jessica Shepard vs Louisville, 3/10/19 (Greensboro, N.C.)
40+ points and 10+ rebounds	Jewell Loyd (41/12) vs DePaul, 12/10/14
15 points and 15 rebounds	Anaya Peoples (22p/15r) vs DePaul, 12/11/19
20 points and 20 rebounds	Natalie Achonwa (20/20) vs. South Florida, 3/10/13 (@ Hartford, Conn.)

### TRIPLE DOUBLES (8 in school history)

Jackie Young (22p/10r/11a) vs Virginia, 3/3/19
Jackie Young (16p/12r/10a) at Tennessee, 1/24/19
Lindsay Allen (11p/11r/12a) at Chattanooga, 12/27/16
Marina Mabrey (18p/10a/12s) at Valparaiso, 11/23/15
Skylar Diggins (17p/10r/10a) at DePaul, 2/24/13
Skylar Diggins (22p/10r/11a) vs Maryland, 3/27/12 (@ Raleigh, N.C.)
Sara Liebscher (17p/12r/10a) vs. Detroit, 2/15/90
Mary Gavin (11p/14a/10s) vs. Marquette, 1/31/87

### ASSISTS

Player had 10 assists	Marta Sniezek (10) at Syracuse, 1/5/20
Player had 10 assists/consecutive games	Jackie Young - 12 at Syracuse, 2/25/19; 11 vs Virginia, 3/3/19
Player had 15 assists	Mary Gavin (17) at Marquette, 2/28/87
ND had 30 assists	30 at Georgia Tech, 1/6/19
ND had fewer than 10 assists	9 vs NC State, 1/12/20
ND had fewer than 5 assists	3 vs. Villanova, 3/8/09 (@ Hartford, Conn.)

### BLOCKED SHOTS

Player blocked 5 shots	Brianna Turner (5) vs UConn, 4/5/19
Player blocked 6 shots	Jessica Shepard (6) at Penn, 12/9/17
Player blocked 7 shots	Brianna Turner (7) vs. Boston College, 2/23/17
Player blocked 10 shots	Amanda Barksdale (11) vs. Boston College, 2/10/02
ND blocked 10 shots	12 vs WKU, 12/19/18
ND blocked 15 shots	16 vs. Boston College, 2/10/02
ND blocked 0 shots	vs. Boston College, 1/14/18

### STEALS

Player had 5 steals	Katlyn Gilbert (6) at Duke, 1/16/20
Player had 10 steals	Marina Mabrey (12) at Valparaiso, 11/23/15
ND had 20 steals	21 vs. Saint Francis (Pa.), 12/31/12

### TURNOVERS

ND committed 25 or more	26 at Duke, 1/16/20
ND committed 25 or more and won	See 25 or more
ND committed 30 or more	30 at West Virginia, 2/22/11
ND committed 10 or fewer	10 vs South Dakota State, 11/29/19
ND committed 10 or fewer/consecutive games	9 vs Texas A&M, 3/30/19 (Chicago); 7 vs Stanford, 4/1/19 (Chicago); 9 vs UConn, 4/5/19 (Tampa); 10 vs Baylor, 4/7/19 (Tampa)
ND committed 5 or fewer	5 vs. Louisville, 3/4/17 (@ Conway, S.C.)

**MISCELLANEOUS**

Led team in points/rebounds/assists  
 Hit "final minute" game-winning shot  
 Four-point play  
 Made shot from midcourt or beyond  
 Played every minute  
 Played more than 40 minutes  
 ND rallied from 10-point deficit to win  
 ND rallied from 15-point deficit to win  
 ND rallied from 20-point deficit to win  
 ND scored 20 straight points  
 ND scored 25 straight points  
 ND scored 30 straight points

Jackie Young (18p/13r/5a) vs Syracuse, 3/9/19  
 Arike Ogunbowale (OT - 0:01), vs UConn, 3/30/18 (Columbus, Ohio);  
 Arike Ogunbowale (4Q - 0:01), vs Mississippi State, 4/1/18 (Columbus, Ohio).  
 Madison Cable (9:52, 2nd half) vs. Wake Forest, 2/1/15  
 Arike Ogunbowale (50 feet at 0:00, 2nd half) vs. Louisville, 3/4/18  
 Marta Sniezek at Duke, 1/16/20  
 Marta Sniezek (41:41) at Syracuse, 1/5/20  
 Triled Michigan, 33-22 (6:25 - 2nd), won 76-72, 11/23/19  
 Triled Mississippi State, 40-25 (6:41, 3rd), won 61-58, 4/1/18 (Columbus, Ohio)  
 Triled vs Tennessee, 37-14 (7:03 - 2nd); won 84-70, 1/18/18  
 20-0 run vs. Miami, 1/19/20  
 25-0 run vs. Bethune-Cookman, 3/23/19  
 36-0 run vs. Southeast Missouri State, 1/2/11

**OVERTIME**

ND played an OT game  
 ND played multiple overtimes  
 ND won an OT game  
 ND won an OT game at home  
 ND won an OT game on the road  
 ND lost an OT game

at Syracuse (L, 74-63, OT), 1/5/20  
 vs. Connecticut (W, 96-87, 3ot), 3/4/13  
 vs UConn (W, 91-89), 3/30/18 (Columbus, Ohio)  
 See played an OT game  
 vs UConn (W, 91-89), 3/30/18 (Columbus, Ohio)  
 at Syracuse (L, 74-63, OT), 1/5/20

**RANKINGS**

Played the No. 1 team in the AP poll  
 Played the No. 1 team in the WBCA/USA Today poll  
 Defeated top-5 opponent  
 Defeated top-10 opponent  
 Defeated top-10 opponent at home  
 Defeated top-10 opponent on the road  
 Defeated top-10 opponent by double digits

vs Baylor (L, 82-81), 4/7/19 (Tampa)  
 vs Baylor (L, 82-81), 4/7/19 (Tampa)  
 vs #3 Louisville (W, 99-79), 3/10/19 (Greensboro, N.C.)  
 vs #6 Stanford (W, 84-68), 4/1/19 (Chicago, Ill.)  
 #2 Louisville (W, 82-68), 1/10/19  
 #10 NC State (W, 95-72), 2/18/19  
 s #6 Stanford (W, 84-68), 4/1/19 (Chicago, Ill.)

**SCORING MARGINS**

ND won by 40-plus points  
 ND won by 50-plus points  
 ND won by 60-plus points  
 ND won by 70-plus points  
 ND lost by 10-19 at home  
 ND lost by 20-29 points  
 ND lost by 20-29 points at home  
 ND lost by 20-29 points on the road  
 ND lost by 30-plus points

42 --- ND 92, Bethune-Cookman 50, 3/23/19  
 50 --- ND 97, Boston College 47, 2/13/19  
 60 --- at ND 114, Valparaiso 54, 12/4/16  
 75 --- at ND 104, Holy Cross 29, 11/23/14  
 See 30  
 See 30  
 See 30  
 30 --- at Virginia 90, ND 60, 1/26/20  
 32 --- vs Louisville 86, ND 54, 1/30/20

**LAST TIME OPPONENT ...****SCORING**

Player scored 25 points  
 Player scored 30 points  
 Player scored 35 points  
 Two players scored 20 points  
 Three players scored 20 points  
 Two players scored 25 points  
 None in double figures  
 Five in double figures  
 Six in double figures  
 Scored 50 points/half  
 Scored 55 points/half  
 Scored 60 points/half  
 Scored 100 points/game  
 Scored 100 points/non-conference game  
 Scored fewer than 15 points/half  
 Scored fewer than 20 points/half  
 Scored fewer than 40 points/game

Kiara Lewis (28), at Syracuse, 1/5/20  
 Renna Davis (33), Tennessee, 11/11/19  
 Chennedy Carter (35), Texas A&M, 3/30/19 (Chicago)  
 Kiara Lewis (28) & Emily Engstler (22), at Syracuse, 1/5/20  
 Sonya Morris (29), Chante Stonewall (20) & Dee Bekelja (20), DePaul, 12/11/19  
 Brittney Griner (32) and Odyssey Sims (25) at Baylor, 11/20/11 vs Pitt, 1/3/19  
 Sonya Morris (29), Chante Stonewall (20), Dee Bekelja (20), Lexi Held (17) & Kelly Campbell (12), DePaul, 12/11/19  
 Erika Davenport (19), Danielle King (12), Natisha Hiedeman (12), Allazia Blockton (20), Amani Wilborn (10), Isabelle Spingola (12), Marquette, 12/20/17  
 50 (1st half), Louisville, 1/30/20  
 56 (1st half), at Louisville, 1/11/18  
 63 (2nd half), Northwestern State, 3/24/95 (@ Amarillo, Texas)  
 105, DePaul, 12/11/19  
 105, DePaul, 12/11/19  
 13 (1st half), Georgia Tech, 2/3/19  
 20 (1st half), at Duke, 1/16/20  
 37, vs Clemson, 1/21/18

**FIELD GOAL SHOOTING**

Shot 55 percent/game  
 Shot 60 percent/game  
 Shot below 20 percent/game  
 Shot below 25 percent/game

56.7 (34-60), vs NC State, 1/12/20  
 65.1 (41-63), at Louisville, 1/11/18  
 18.6 (11-59), Holy Cross, 11/23/14  
 24.1 (14-58), at Georgia Tech, 1/2/17

Shot below 30 percent/game  
 Shot 55 percent/half  
 Shot 60 percent/half  
 Shot 65 percent/half  
 Shot 70 percent/half  
 Shot below 20 percent/half  
 Shot below 25 percent/half

25.4 (16-63), at Pitt, 1/2/20  
 See 60  
 63.6 (21-33), 1st half vs Louisville, 1/30/20  
 68.2 (15-22), 2nd half by Texas A&M, 4/5/11 (@ Indianapolis, Ind.)  
 71.8 (23-32), 1st half at Louisville, 1/11/18  
 14.7 (5-34), 1st half vs Georgia Tech, 2/3/19  
 23.1 (9-39), 1st half at Syracuse, 1/5/20

**THREE-POINT SHOOTING**

Player made 5 three-pointers  
 Player made 6 three-pointers  
 Player made 7 or more three-pointers  
 Player attempted 10 three-pointers  
 Made 10 three-pointers  
 Did not make a three-pointer  
 Attempted 30 three-pointers  
 Shot 50 percent 3FG (min. 5 att.)  
 Shot 60 percent 3FG (min. 5 att.)

Sonya Morris, DePaul, 12/11/19  
 Gadiva Hubbard, Minnesota, 12/4/19  
 Kendall Spray (8), Clemson, 12/29/19  
 Kendall Spray (8-14), Clemson, 12/29/19  
 16, DePaul, 12/11/19  
 Duke, 2/16/15  
 36, at Syracuse, 1/5/20  
 50.0 (9-18) vs Clemson, 12/29/19  
 64.7 (11-17) at Louisville, 1/11/18

**FREE-THROW SHOOTING**

Player made 10 free-throws  
 Player made 15 free-throws  
 Player attempted 15 free-throws  
 Player made 10 for 10 or better  
 Shot 90 percent (min. 10 att.)  
 Shot below 50 percent (min. 10 att.)  
 Made 30 free-throws  
 Made 5 or fewer FTs  
 Attempted 40 free-throws  
 Attempted fewer than five FTs

Kiara Lewis (13) at Syracuse, 1/5/20  
 Nok Duany (15) at Georgetown, 2/23/02  
 Kiara Lewis (18) at Syracuse, 1/5/20  
 Allisha Gray (10-10) at North Carolina, 1/15/15  
 90.9 (10-11), at N.C. State, 2/18/19  
 50.0 (6-12), Loyola Maryland, 11/8/19  
 32 (attempted 37), Illinois, 11/24/98  
 5 (attempted 5), Miami, 1/19/20  
 45 (made 28), at South Florida, 1/13/07  
 5 (made 5), Miami, 1/19/20

**REBOUNDS**

Player had 15 rebounds  
 Player had 20 rebounds  
 Two players had double-figure rebounds  
 Three players had double-figure rebounds  
 Had 50 rebounds  
 Out-rebounded ND by 10 or more

Emily Engstler (15) at Syracuse, 1/5/20  
 Wendy Scholtens (20) at Vanderbilt, 1/8/89  
 Emma Guy (12) & Taylor Soule (12), Boston College, 1/9/20  
 Aurora Adams (16), Brenda McCunn (11) and Paula Langseth (10), Hawaii, 3/22/81 (@ Anchorage, Alaska)  
 55, at Syracuse, 1/5/20  
 13, Louisville, 1/30/20

**DOUBLE-DOUBLES**

Points & assists  
 Points & steals  
 Assists & rebounds  
 Two players had double-doubles

Paris Kea (30p/10a) at North Carolina, 1/27/19  
 Alexis Jones (16/10) at Duke, 2/2/14  
 Kylie Kornegay-Lucas (10a/11r), at Virginia, 1/26/20  
 Emma Guy (11p/12r) & Taylor Soule (19p/12r), Boston College, 1/9/20

**TRIPLE-DOUBLES**

Three players had double-doubles  
 15 points and 15 rebounds  
 20 points and 10 rebounds  
 20 points and 20 rebounds  
 30 points and 10 rebounds

Mary Raese (24p/10r), Mary Westerwelle (11p/10r) and Netra McGrew (10p/10a), Idaho, 3/21/86 (@ Amarillo, Texas)  
 Emily Engstler (22p/15r), at Syracuse, 1/5/20  
 Elissa Cunane (22p/10r), vs NC State, 1/12/20  
 Wendy Scholtens (29/20) at Vanderbilt, 1/8/89  
 Myisha Hines-Allen (31/12) at Louisville, 1/11/18

**TRIPLE-DOUBLES**

Points, rebounds, assists  
 Points, rebounds, steals

Liad Suez-Karni (14p/10r/10a), Villanova, 2/7/06  
 Diana Vines (23p/11r/12s) at DePaul, 1/24/89

**ASSISTS**

Player had 10 assists  
 Player had 15 assists  
 Had 25 assists  
 Had 30 assists  
 Had fewer than 10 assists  
 Had 5 or fewer assists

Kylie Kornegay-Lucas (10), Virginia, 1/26/20  
 Veronica Pettry (16) at Loyola-Chicago, 2/18/89  
 25, Louisville, 1/30/20  
 30 at Loyola-Chicago, 2/18/89  
 9, at Duke, 1/16/20  
 5, vs ETSU, 11/24/17 (@ Estero, Fla.)

**BLOCKED SHOTS**

Player blocked 5 shots  
 Blocked 10 shots  
 Blocked 15 shots  
 Blocked 0 shots

Kylee Shook (6), Louisville, 1/30/20  
 10, Louisville, 1/30/20  
 16 at Connecticut, 1/27/07  
 Binghamton, 12/16/18

**STEALS**

Player had 5 steals  
 Player had 6 steals

J'Kyra Brown, Virginia, 1/29/17  
 see player had seven steals



Player had 7 steals  
 Player had 10 steals  
 Had 15 steals  
 Had 20 steals

Kala Green, North Carolina A&T, 3/19/16  
 Alexis Jones at Duke, 2/2/14  
 16 at Duke, 2/2/14  
 24, Georgetown, 1/29/00

#### TURNOVERS

Player committed 10 turnovers  
 Committed 20 turnovers or more and won  
 Committed 25 turnovers or more  
 Committed 30 turnovers or more  
 Committed 35 turnovers or more  
 Committed 40 turnovers or more  
 Committed 10 turnovers or fewer  
 Committed 5 turnovers or fewer

Samantha Logic (11) at Iowa, 3/26/13  
 25, at Duke, 1/16/20  
 25, at Duke, 1/16/20  
 31 vs. Valparaiso, 12/4/16  
 35, Connecticut, 3/4/13  
 46, Akron, 11/11/11  
 9, Minnesota, 12/4/19  
 5, Oregon, 3/26/18 (Spokane, Wash.)

#### MISCELLANEOUS

Led team in points/rebounds/assists  
 Four-point play  
 Hit "final minute" game-winning shot  
 Played every minute  
 Played more than 40 minutes  
 Rallied from 10-point deficit to win  
 Led ND by 10 or more at halftime  
 Led ND by 15 or more at halftime  
 Led ND by 25 or more points

Nicki Ekhomu (26p/8r/6a), Florida State, 2/10/19  
 Tori Jankoska (2:44, 1st quarter) at Michigan State, 12/20/16  
 Chloe Jackson (0:05 left), Baylor, 4/7/19 (Tampa)  
 Destiny Pitts, Minnesota, 12/4/19  
 Kiara Lewis (42:17), at Syracuse, 1/5/20  
 at Duke, 1/16/20 (ND led by 13, 21-8, 5:27 left in 2nd quarter. Duke won 50-47)  
 See 15  
 21 vs Louisville (50-29), 1/30/20  
 36 vs Louisville (86-50 at 2:45 in 4th Q), 1/30/20





## NOTRE DAME HIGHS

### Notre Dame - Game Highs

<b>POINTS</b>	94	DePaul (12/11/2019)
	84	Loyola Maryland (11/08/2019)
	76	Miami (FL) (01/19/2020)
	76	at Michigan (11/23/2019)
	69	Michigan St. (11/14/2019)
<b>FIELD GOALS MADE</b>	39	DePaul (12/11/2019)
	33	Loyola Maryland (11/08/2019)
<b>FIELD GOAL ATTEMPTS</b>	71	at Syracuse (01/05/2020)
	70	Tennessee (11/11/2019)
<b>FIELD GOAL PERCENTAGE</b>	.574 (39-68)	DePaul (12/11/2019)
	.500 (30-60)	Miami (FL) (01/19/2020)
	.500 (28-56)	at Michigan (11/23/2019)
<b>3 PT FG MADE</b>	7	Miami (FL) (01/19/2020)
	7	Tennessee (11/11/2019)
<b>3 PT FG ATTEMPTS</b>	25	at UConn (12/08/2019)
	25	Tennessee (11/11/2019)
<b>3 PT FG PERCENTAGE</b>	.700 (7-10)	Miami (FL) (01/19/2020)
	.500 (4-8)	DePaul (12/11/2019)
<b>FREE THROWS MADE</b>	20	at Fordham (11/05/2019)
	19	at Virginia (01/26/2020)
<b>FREE THROW ATTEMPTS</b>	33	at Fordham (11/05/2019)
	31	Michigan St. (11/14/2019)
<b>FREE THROW PERCENTAGE</b>	1.000 (10-10)	Boston College (01/09/2020)
	.909 (10-11)	Minnesota (12/04/2019)
<b>REBOUNDS</b>	55	at Syracuse (01/05/2020)
	50	Loyola Maryland (11/08/2019)
<b>ASSISTS</b>	24	DePaul (12/11/2019)
	23	Miami (FL) (01/19/2020)
<b>STEALS</b>	17	at Michigan (11/23/2019)
	15	at Duke (01/16/2020)
<b>BLOCKED SHOTS</b>	8	Michigan St. (11/14/2019)
	7	at Virginia (01/26/2020)
	7	at Syracuse (01/05/2020)
	7	at Pittsburgh (01/02/2020)
	7	Loyola Maryland (11/08/2019)
<b>TURNOVERS</b>	27	DePaul (12/11/2019)
	26	at Duke (01/16/2020)
<b>FOULS</b>	26	at Michigan (11/23/2019)
	22	Tennessee (11/11/2019)

## OPPONENT HIGHS

### Opponent - Game Highs

<b>POINTS</b>	105	DePaul (12/11/2019)
	90	at Virginia (01/26/2020)
	90	NC State (01/12/2020)
	86	Louisville (01/30/2020)
	81	at UConn (12/08/2019)
<b>FIELD GOALS MADE</b>	43	DePaul (12/11/2019)
	34	Louisville (01/30/2020)
	34	at Virginia (01/26/2020)
	34	NC State (01/12/2020)
<b>FIELD GOAL ATTEMPTS</b>	84	DePaul (12/11/2019)
	84	at Syracuse (01/05/2020)
<b>FIELD GOAL PERCENTAGE</b>	.567 (34-60)	NC State (01/12/2020)
	.540 (34-63)	Louisville (01/30/2020)
<b>3 PT FG MADE</b>	16	DePaul (12/11/2019)
	12	Minnesota (12/04/2019)
<b>3 PT FG ATTEMPTS</b>	41	vs South Fla. (N) (11/30/2019)
	38	at Fordham (11/05/2019)
<b>3 PT FG PERCENTAGE</b>	.552 (16-29)	DePaul (12/11/2019)
	.500 (9-18)	Clemson (12/29/2019)
<b>FREE THROWS MADE</b>	21	at Michigan (11/23/2019)
	17	at Syracuse (01/05/2020)
	17	at Pittsburgh (01/02/2020)
<b>FREE THROW ATTEMPTS</b>	36	at Michigan (11/23/2019)
	25	at Syracuse (01/05/2020)
	25	at Pittsburgh (01/02/2020)
	25	Tennessee (11/11/2019)
<b>FREE THROW PERCENTAGE</b>	1.000 (5-5)	Miami (FL) (01/19/2020)
	.875 (14-16)	Michigan St. (11/14/2019)
<b>REBOUNDS</b>	55	at Syracuse (01/05/2020)
	55	Tennessee (11/11/2019)
<b>ASSISTS</b>	25	Louisville (01/30/2020)
	25	at Virginia (01/26/2020)
<b>STEALS</b>	15	DePaul (12/11/2019)
	13	at Duke (01/16/2020)
<b>BLOCKED SHOTS</b>	12	Tennessee (11/11/2019)
	10	Louisville (01/30/2020)
<b>TURNOVERS</b>	28	Tennessee (11/11/2019)
	25	at Duke (01/16/2020)
<b>FOULS</b>	27	Michigan St. (11/14/2019)
	27	at Fordham (11/05/2019)

## NOTRE DAME LOWS

### Notre Dame - Game Lows

<b>POINTS</b>	47	at Duke (01/16/2020)
	54	Louisville (01/30/2020)
	54	Toledo (11/20/2019)
	55	Clemson (12/29/2019)
	56	NC State (01/12/2020)
<b>FIELD GOALS MADE</b>	18	Louisville (01/30/2020)
	18	at Virginia (01/26/2020)
	18	at Duke (01/16/2020)
<b>FIELD GOAL ATTEMPTS</b>	49	vs FGCU (N) (11/28/2019)
	50	Michigan St. (11/14/2019)
<b>FIELD GOAL PERCENTAGE</b>	.281 (18-64)	at Duke (01/16/2020)
	.295 (18-61)	Louisville (01/30/2020)
<b>3 PT FG MADE</b>	1	at Pittsburgh (01/02/2020)
	1	Minnesota (12/04/2019)
	1	vs South Dakota St. (N) (11/29/2019)
	1	Toledo (11/20/2019)
	1	Loyola Maryland (11/08/2019)
<b>3 PT FG ATTEMPTS</b>	8	at Pittsburgh (01/02/2020)
	8	DePaul (12/11/2019)
	8	Minnesota (12/04/2019)
	8	Michigan St. (11/14/2019)
<b>3 PT FG PERCENTAGE</b>	.059 (1-17)	vs South Dakota St. (N) (11/29/2019)
	.083 (1-12)	Loyola Maryland (11/08/2019)
<b>FREE THROWS MADE</b>	5	at UConn (12/08/2019)
	6	at Duke (01/16/2020)
<b>FREE THROW ATTEMPTS</b>	7	at Duke (01/16/2020)
	9	at UConn (12/08/2019)
<b>FREE THROW PERCENTAGE</b>	.500 (11-22)	vs South Fla. (N) (11/30/2019)
	.524 (11-21)	at Syracuse (01/05/2020)
<b>REBOUNDS</b>	24	at Michigan (11/23/2019)
	25	vs South Dakota St. (N) (11/29/2019)
<b>ASSISTS</b>	8	vs South Dakota St. (N) (11/29/2019)
	8	Toledo (11/20/2019)
<b>STEALS</b>	2	Minnesota (12/04/2019)
	3	Boston College (01/09/2020)
	3	vs FGCU (N) (11/28/2019)
<b>BLOCKED SHOTS</b>	1	Tennessee (11/11/2019)
	2	Miami (FL) (01/19/2020)
	2	Clemson (12/29/2019)
	2	at UConn (12/08/2019)
	2	vs South Dakota St. (N) (11/29/2019)
	2	vs FGCU (N) (11/28/2019)
	2	at Fordham (11/05/2019)
<b>TURNOVERS</b>	10	vs South Dakota St. (N) (11/29/2019)
	12	Tennessee (11/11/2019)
<b>FOULS</b>	9	at Fordham (11/05/2019)
	10	Miami (FL) (01/19/2020)

## OPPONENT LOWS

### Opponent - Game Lows

<b>POINTS</b>	50	at Duke (01/16/2020)
	51	vs South Fla. (N) (11/30/2019)
	51	Toledo (11/20/2019)
	52	at Pittsburgh (01/02/2020)
	53	Miami (FL) (01/19/2020)
<b>FIELD GOALS MADE</b>	16	at Pittsburgh (01/02/2020)
	20	at Duke (01/16/2020)
	20	vs South Fla. (N) (11/30/2019)
<b>FIELD GOAL ATTEMPTS</b>	53	Tennessee (11/11/2019)
	55	at Duke (01/16/2020)
<b>FIELD GOAL PERCENTAGE</b>	.254 (16-63)	at Pittsburgh (01/02/2020)
	.278 (20-72)	vs South Fla. (N) (11/30/2019)
<b>3 PT FG MADE</b>	3	at Pittsburgh (01/02/2020)
	4	Miami (FL) (01/19/2020)
	4	at Duke (01/16/2020)
	4	vs South Dakota St. (N) (11/29/2019)
<b>3 PT FG ATTEMPTS</b>	16	at Virginia (01/26/2020)
	17	at Duke (01/16/2020)
	17	Boston College (01/09/2020)
	17	at Pittsburgh (01/02/2020)
<b>3 PT FG PERCENTAGE</b>	.160 (4-25)	vs South Dakota St. (N) (11/29/2019)
	.174 (4-23)	Miami (FL) (01/19/2020)
<b>FREE THROWS MADE</b>	1	at Fordham (11/05/2019)
	3	DePaul (12/11/2019)
	3	vs South Fla. (N) (11/30/2019)
<b>FREE THROW ATTEMPTS</b>	2	at Fordham (11/05/2019)
	5	Miami (FL) (01/19/2020)
	5	vs South Fla. (N) (11/30/2019)
	5	Toledo (11/20/2019)
<b>FREE THROW PERCENTAGE</b>	.353 (6-17)	at Duke (01/16/2020)
	.400 (6-15)	vs FGCU (N) (11/28/2019)
<b>REBOUNDS</b>	33	Miami (FL) (01/19/2020)
	34	vs FGCU (N) (11/28/2019)
<b>ASSISTS</b>	9	at Duke (01/16/2020)
	10	Miami (FL) (01/19/2020)
<b>STEALS</b>	3	vs South Fla. (N) (11/30/2019)
	5	at UConn (12/08/2019)
	5	Tennessee (11/11/2019)
<b>BLOCKED SHOTS</b>	2	at Duke (01/16/2020)
	2	NC State (01/12/2020)
	2	DePaul (12/11/2019)
	2	Loyola Maryland (11/08/2019)
<b>TURNOVERS</b>	9	Minnesota (12/04/2019)
	10	vs FGCU (N) (11/28/2019)
<b>FOULS</b>	9	at UConn (12/08/2019)
	11	at Duke (01/16/2020)





## NOTRE DAME INDIVIDUAL HIGHS

### Notre Dame - Individual Game Highs

<b>POINTS</b>	31	Sam Brunelle vs DePaul (12/11/2019)
	27	Destinee Walker at Michigan (11/23/2019)
	25	Sam Brunelle vs Miami (FL) (01/19/2020)
	25	Katlyn Gilbert vs NC State (01/12/2020)
	25	Destinee Walker at Syracuse (01/05/2020)
<b>FIELD GOALS MADE</b>	13	Sam Brunelle vs DePaul (12/11/2019)
	12	Katlyn Gilbert vs NC State (01/12/2020)
<b>FIELD GOAL ATTEMPTS</b>	26	Katlyn Gilbert vs NC State (01/12/2020)
	20	Sam Brunelle at Duke (01/16/2020)
<b>FIELD GOAL PERCENTAGE (min 5 made)</b>	.875 (7-8)	Mikayla Vaughn vs Miami (FL) (01/19/2020)
	.875 (7-8)	Mikayla Vaughn at Syracuse (01/05/2020)
<b>3 PT FG MADE</b>	5	Destinee Walker at Michigan (11/23/2019)
	4	Sam Brunelle at Virginia (01/26/2020)
	4	Destinee Walker vs Miami (FL) (01/19/2020)
	4	Sam Brunelle at Duke (01/16/2020)
	4	Destinee Walker at Syracuse (01/05/2020)
<b>3 PT FG ATTEMPTS</b>	12	Sam Brunelle at Virginia (01/26/2020)
	11	Sam Brunelle at Duke (01/16/2020)
	11	Sam Brunelle vs Tennessee (11/11/2019)
<b>3 PT FG PERCENTAGE (min 2 made)</b>	.800 (4-5)	Destinee Walker vs Miami (FL) (01/19/2020)
	.667 (2-3)	Destinee Walker vs DePaul (12/11/2019)
<b>FREE THROWS MADE</b>	8	Katlyn Gilbert vs Louisville (01/30/2020)
	6	Destinee Walker at Virginia (01/26/2020)
	6	Destinee Walker vs Boston College (01/09/2020)
	6	Sam Brunelle vs Toledo (11/20/2019)
	6	Destinee Walker vs Loyola Maryland (11/08/2019)
	6	Katlyn Gilbert vs Loyola Maryland (11/08/2019)
<b>FREE THROW ATTEMPTS</b>	10	Destinee Walker at Virginia (01/26/2020)
	10	Sam Brunelle vs Toledo (11/20/2019)
<b>FREE THROW PERCENTAGE (min 3 made)</b>	1.000 (8-8)	Katlyn Gilbert vs Louisville (01/30/2020)
	1.000 (6-6)	Destinee Walker vs Boston College (01/09/2020)
	1.000 (4-4)	Katlyn Gilbert at Virginia (01/26/2020)
	1.000 (4-4)	Destinee Walker vs Minnesota (12/04/2019)
	1.000 (4-4)	Sam Brunelle vs South Dakota St. (N) (11/29/2019)
	1.000 (4-4)	Sam Brunelle at Fordham (11/05/2019)
	1.000 (3-3)	Marta Sniezek at UConn (12/08/2019)
	1.000 (3-3)	Marta Sniezek vs Tennessee (11/11/2019)
<b>REBOUNDS</b>	15	Anaya Peoples vs DePaul (12/11/2019)
	14	Anaya Peoples vs Minnesota (12/04/2019)
<b>ASSISTS</b>	12	Marta Sniezek vs DePaul (12/11/2019)
	10	Marta Sniezek at Syracuse (01/05/2020)
<b>STEALS</b>	6	Katlyn Gilbert at Duke (01/16/2020)
	6	Marta Sniezek at Syracuse (01/05/2020)
<b>BLOCKED SHOTS</b>	4	Sam Brunelle at Pittsburgh (01/02/2020)
	3	Sam Brunelle at Virginia (01/26/2020)
	3	Mikayla Vaughn vs Boston College (01/09/2020)
	3	Mikayla Vaughn at Syracuse (01/05/2020)
	3	Sam Brunelle vs Toledo (11/20/2019)
	3	Sam Brunelle vs Michigan St. (11/14/2019)
<b>TURNOVERS</b>	8	Sam Brunelle at Duke (01/16/2020)
	8	Katlyn Gilbert vs Michigan St. (11/14/2019)

## OPPONENT INDIVIDUAL HIGHS

### Opponent - Individual Game Highs

<b>POINTS</b>	33	Rennia Davis vs Tennessee (11/11/2019)
	29	Sonya Morris vs DePaul (12/11/2019)
	28	Kiara Lewis at Syracuse (01/05/2020)
	28	Nia Clouden vs Michigan St. (11/14/2019)
	26	Megan Walker at UConn (12/08/2019)
<b>FIELD GOALS MADE</b>	12	Sonya Morris vs DePaul (12/11/2019)
	12	Rennia Davis vs Tennessee (11/11/2019)
<b>FIELD GOAL ATTEMPTS</b>	25	Sonya Morris vs DePaul (12/11/2019)
	22	Bre Cavanaugh at Fordham (11/05/2019)
<b>FIELD GOAL PERCENTAGE (min 5 made)</b>	.857 (6-7)	Kayla Jones vs NC State (01/12/2020)
	.857 (6-7)	Pahton Burckhard vs South Dakota St. (N) (11/29/2019)
<b>3 PT FG MADE</b>	8	Kendall Spray vs Clemson (12/29/2019)
	6	Gadiva Hubbard vs Minnesota (12/04/2019)
<b>3 PT FG ATTEMPTS</b>	14	Kendall Spray vs Clemson (12/29/2019)
	13	Gadiva Hubbard vs Minnesota (12/04/2019)
	13	Maria Alvarez vs South Fla. (N) (11/30/2019)
<b>3 PT FG PERCENTAGE (min 2 made)</b>	1.000 (4-4)	Dee Bekeja vs DePaul (12/11/2019)
	1.000 (2-2)	Elissa Cunane vs NC State (01/12/2020)
	1.000 (2-2)	Jasmine Brunson vs Minnesota (12/04/2019)
<b>FREE THROWS MADE</b>	13	Kiara Lewis at Syracuse (01/05/2020)
	8	Amber Brown at Pittsburgh (01/02/2020)
<b>FREE THROW ATTEMPTS</b>	18	Kiara Lewis at Syracuse (01/05/2020)
	14	Amber Brown at Pittsburgh (01/02/2020)
<b>FREE THROW PERCENTAGE (min 3 made)</b>	1.000 (6-6)	Nia Clouden vs Michigan St. (11/14/2019)
	1.000 (5-5)	Dana Evans vs Louisville (01/30/2020)
	1.000 (4-4)	Jazmine Jones vs Louisville (01/30/2020)
	1.000 (4-4)	Carole Miller at Virginia (01/26/2020)
	1.000 (4-4)	Jocelyn Willoughby at Virginia (01/26/2020)
	1.000 (4-4)	Emy Hayford at Pittsburgh (01/02/2020)
<b>REBOUNDS</b>	16	Taiye Bello vs Minnesota (12/04/2019)
	16	Naz Hillmon at Michigan (11/23/2019)
<b>ASSISTS</b>	12	Destiny Thomas vs Clemson (12/29/2019)
	10	Kylie Kornegay-Lucas at Virginia (01/26/2020)
<b>STEALS</b>	5	Teisha Hyman at Syracuse (01/05/2020)
	5	Amy Dilk at Michigan (11/23/2019)
	5	Kaitlyn Downey at Fordham (11/05/2019)
<b>BLOCKED SHOTS</b>	6	Kylee Shook vs Louisville (01/30/2020)
	5	Taiye Bello vs Minnesota (12/04/2019)
<b>TURNOVERS</b>	8	Jordan Horston vs Tennessee (11/11/2019)
	7	Amy Dilk at Michigan (11/23/2019)
<b>FOULS</b>	5	Rylie Cascio Jensen vs South Dakota St. (N) (11/29/2019)
	5	Kaitlyn Downey at Fordham (11/05/2019)



## GAME BY GAME COMPARISON

2019-20 Notre Dame Women's Basketball  
Team Game-by-Game  
All gamesPage 1/1  
as of Jan 31, 2020

Opponent	Date	Score	Total		3-Pointers		Free throws		Rebounds				PF	A	TO	BLK	STL	PTS	AVG
			FG-FGA	PCT	3FG-FGA	PCT	FT-FTA	PCT	OFF	DEF	TOT	AVG							
at Fordham	11/05/2019	60-55 W	19-52	.365	2-10	.200	20-33	.606	12	30	42	42.0	9	14	21	2	10	60	60.0
Loyola Maryland	11/08/2019	84-60 W	33-68	.485	1-12	.083	17-24	.708	14	36	50	46.0	15	19	19	7	8	84	72.0
Tennessee	11/11/2019	63-74 L	22-70	.314	7-25	.280	12-17	.706	11	17	28	40.0	22	11	12	1	13	63	69.0
Michigan St.	11/14/2019	69-72 L	24-50	.480	3-8	.375	18-31	.581	13	17	30	37.5	18	13	18	8	7	69	69.0
Toledo	11/20/2019	54-51 W	20-58	.345	1-10	.100	13-21	.619	11	29	40	38.0	13	8	14	4	11	54	66.0
at Michigan	11/23/2019	76-72 W	28-56	.500	6-19	.316	14-20	.700	5	19	24	35.7	26	14	17	4	17	76	67.7
vs FGCU	11/28/2019	60-69 L	23-49	.469	3-12	.250	11-17	.647	7	34	41	36.4	17	11	25	2	3	60	66.6
vs South Dakota St.	11/29/2019	59-65 L	21-57	.368	1-17	.059	16-24	.667	5	20	25	35.0	18	8	10	2	9	59	65.6
vs South Fla.	11/30/2019	67-51 W	25-52	.481	6-15	.400	11-22	.500	8	30	38	35.3	13	13	15	3	5	67	65.8
Minnesota	12/04/2019	67-75 L	28-60	.467	1-8	.125	10-11	.909	8	31	39	35.7	13	18	15	5	2	67	65.9
at UConn	12/08/2019	57-81 L	24-65	.369	4-25	.160	5-9	.556	10	22	32	35.4	13	12	16	2	8	57	65.1
DePaul	12/11/2019	94-105 L	39-68	.574	4-8	.500	12-21	.571	15	27	42	35.9	14	24	27	4	10	94	67.5
Clemson	12/29/2019	55-71 L	20-64	.313	2-17	.118	13-18	.722	16	25	41	36.3	15	13	20	2	12	55	66.5
at Pittsburgh	01/02/2020	60-52 W	23-69	.333	1-8	.125	13-18	.722	17	29	46	37.0	20	18	16	7	11	60	66.1
at Syracuse	01/05/2020	63-74 Lot	23-71	.324	6-19	.316	11-21	.524	16	39	55	38.2	19	17	22	7	12	63	65.9
Boston College	01/09/2020	65-75 L	25-64	.391	5-17	.294	10-10	1.000	14	20	34	37.9	17	17	17	5	3	65	65.8
NC State	01/12/2020	56-90 L	23-68	.338	3-22	.136	7-12	.583	15	16	31	37.5	16	9	17	3	12	56	65.2
at Duke	01/16/2020	47-50 L	18-64	.281	5-22	.227	6-7	.857	18	26	44	37.9	16	14	26	5	15	47	64.2
Miami (FL)	01/19/2020	76-53 W	30-60	.500	7-10	.700	9-11	.818	11	31	42	38.1	10	23	16	2	7	76	64.8
at Virginia	01/26/2020	60-90 L	18-56	.321	5-21	.238	19-28	.679	12	23	35	38.0	20	14	22	7	8	60	64.6
Louisville	01/30/2020	54-86 L	18-61	.295	4-17	.235	14-17	.824	12	20	32	37.7	11	11	16	3	5	54	64.1
<b>Total</b>		<b>1346</b>	<b>504-1282</b>	<b>.393</b>	<b>77-322</b>	<b>.239</b>	<b>261-392</b>	<b>.666</b>	<b>250</b>	<b>541</b>	<b>791</b>	<b>37.7</b>	<b>335</b>	<b>301</b>	<b>381</b>	<b>85</b>	<b>188</b>	<b>1346</b>	<b>64.1</b>
Opponents		1471	555-1408	.394	155-520	.298	206-320	.644	352	583	935	44.5	379	333	389	106	196	1471	70.0

2019-20 Notre Dame Women's Basketball  
Opponents Game-by-Game  
All gamesPage 1/1  
as of Jan 31, 2020

Opponent	Date	Score	Total		3-Pointers		Free throws		Rebounds				PF	A	TO	BLK	STL	PTS	AVG
			FG-FGA	PCT	3FG-FGA	PCT	FT-FTA	PCT	OFF	DEF	TOT	AVG							
at Fordham	11/05/2019	60-55 W	23-72	.319	8-38	.211	1-2	.500	16	25	41	41.0	27	14	16	3	10	55	55.0
Loyola Maryland	11/08/2019	84-60 W	24-76	.316	6-24	.250	6-12	.500	17	24	41	41.0	23	15	19	2	12	60	57.5
Tennessee	11/11/2019	63-74 L	25-53	.472	8-19	.421	16-25	.640	15	40	55	45.7	15	18	28	12	5	74	63.0
Michigan St.	11/14/2019	69-72 L	25-62	.403	8-23	.348	14-16	.875	20	19	39	44.0	27	13	20	4	12	72	65.3
Toledo	11/20/2019	54-51 W	21-61	.344	5-25	.200	4-5	.800	12	30	42	43.6	16	11	21	3	7	51	62.4
at Michigan	11/23/2019	76-72 W	22-65	.338	7-21	.333	21-36	.583	27	26	53	45.2	16	12	24	4	8	72	64.0
vs FGCU	11/28/2019	60-69 L	27-71	.380	9-31	.290	6-15	.400	14	20	34	43.6	19	13	10	3	12	69	64.7
vs South Dakota St.	11/29/2019	59-65 L	25-60	.417	4-25	.160	11-18	.611	18	35	53	44.8	21	16	22	6	8	65	64.8
vs South Fla.	11/30/2019	67-51 W	20-72	.278	8-41	.195	3-5	.600	23	23	46	44.9	20	14	18	5	3	51	63.2
Minnesota	12/04/2019	67-75 L	28-72	.389	12-32	.375	7-10	.700	15	23	38	44.2	17	20	9	6	9	75	64.4
at UConn	12/08/2019	57-81 L	30-66	.455	8-23	.348	13-19	.684	16	32	48	44.5	9	18	15	6	5	81	65.9
DePaul	12/11/2019	94-105 L	43-84	.512	16-29	.552	3-6	.500	16	20	36	43.8	21	24	19	2	15	105	69.2
Clemson	12/29/2019	55-71 L	28-69	.406	9-18	.500	6-10	.600	18	29	47	44.1	15	18	21	6	12	71	69.3
at Pittsburgh	01/02/2020	60-52 W	16-63	.254	3-17	.176	17-25	.680	21	32	53	44.7	18	11	21	8	9	52	68.1
at Syracuse	01/05/2020	63-74 Lot	25-78	.321	7-36	.194	17-25	.680	18	37	55	45.4	17	12	17	8	11	74	68.5
Boston College	01/09/2020	65-75 L	29-68	.426	7-17	.412	10-15	.667	20	25	45	45.4	17	17	16	4	9	75	68.9
NC State	01/12/2020	56-90 L	34-60	.567	9-26	.346	13-17	.765	12	32	44	45.3	14	18	19	2	8	90	70.1
at Duke	01/16/2020	47-50 L	20-55	.364	4-17	.235	6-17	.353	13	27	40	45.0	11	9	25	2	13	50	69.0
Miami (FL)	01/19/2020	76-53 W	22-66	.333	4-23	.174	5-5	1.000	13	20	33	44.4	16	10	16	4	8	53	68.2
at Virginia	01/26/2020	60-90 L	34-72	.472	6-16	.375	16-21	.762	16	31	47	44.5	23	25	17	6	10	90	69.3
Louisville	01/30/2020	54-86 L	34-63	.540	7-19	.368	11-16	.688	12	33	45	44.5	17	25	16	10	10	86	70.0
<b>Total</b>		<b>1471</b>	<b>555-1408</b>	<b>.394</b>	<b>155-520</b>	<b>.298</b>	<b>206-320</b>	<b>.644</b>	<b>352</b>	<b>583</b>	<b>935</b>	<b>44.5</b>	<b>379</b>	<b>333</b>	<b>389</b>	<b>106</b>	<b>196</b>	<b>1471</b>	<b>70.0</b>
Notre Dame		1346	504-1282	.393	77-322	.239	261-392	.666	250	541	791	37.7	335	301	381	85	188	1346	64.1



GAME

1

#16/14 NOTRE DAME, 60  
FORDHAM, 55

Nov. 5, 2019  
Rose Hill Gymnasium (Bronx, N.Y.)



Official Basketball Box Score - Final  
Notre Dame at Fordham  
11/05/19 Rose Hill Gym, Bronx  
2019-20 Women's Basketball  
Game Time: 12:00 AM  
Game Duration: 1:52  
Attendance: 3,200  
Officials: Ed Sidisky, Kevin Dillard, Kristi Mosley

Record: 1-0

Table with columns: NO. Name, Min, FG, 3P, FT, Rebounds, Fouls, TP, AS, TO, ST, Blocks, +/-, Shooting By Period (1st-4th FG%, 3PT%, FT%, GM FG%, FT%), Technical Fouls: NONE, Dead Ball Rebounds: 9, 3

Record: 0-1

Table with columns: NO. Name, Min, FG, 3P, FT, Rebounds, Fouls, TP, AS, TO, ST, Blocks, +/-, Shooting By Period (1st-4th FG%, 3PT%, FT%, GM FG%, FT%), Technical Fouls: NONE, Dead Ball Rebounds: 1, 0

Summary statistics table with columns: NOT, FOR, Points from Turnovers, NOT FOR, Period by Period Scoring (1st-4th TOT), Lead Changes, Second Chance, Fast Breaks, Times Tied, Time with Lead

GAME

2

LOYOLA MARYLAND, 60  
#16/14 NOTRE DAME, 84

Nov. 8, 2019  
Purcell Pavilion (Notre Dame, Ind.)

Official Basketball Box Score - Final  
Loyola Maryland at Notre Dame  
11/08/19 Purcell Pavilion at the Joyce Center, Notre Dame  
2019-20 Women's Basketball  
Game Time: 6:30 PM  
Game Duration: 1:52  
Attendance: 7,613  
Officials: Billy Smith, Mark Berger, Linda Mies

Record: 0-1

Table with columns: NO. Name, Min, FG, 3P, FT, Rebounds, Fouls, TP, AS, TO, ST, Blocks, +/-, Shooting By Period (1st-4th FG%, 3PT%, FT%, GM FG%, FT%), Technical Fouls: NONE, Dead Ball Rebounds: 5, 0

Record: 2-0

Table with columns: NO. Name, Min, FG, 3P, FT, Rebounds, Fouls, TP, AS, TO, ST, Blocks, +/-, Shooting By Period (1st-4th FG%, 3PT%, FT%, GM FG%, FT%), Technical Fouls: NONE, Dead Ball Rebounds: 4, 0

Summary statistics table with columns: LOY, ND, Points from Turnovers, LOY, ND, Best Scoring Run, Lead Changes, Second Chance, Fast Breaks, Times Tied, Time with Lead

GAME

3

TENNESSEE, 74  
#15/14 NOTRE DAME, 63

Nov. 11, 2019  
Purcell Pavilion (Notre Dame, Ind.)



Official Basketball Box Score - Final  
Tennessee at Notre Dame  
11/11/19 Purcell Pavilion at the Joyce Center, Notre Dame  
2019-20 Women's Basketball  
Game Time: 12:00 AM  
Game Duration: 1:52  
Attendance: 7,801  
Officials: Dee Karntner, Karen Preato, Pulani Spurlock

Record: 3-0

Table with columns: NO. Name, Min, FG, 3P, FT, Rebounds, Fouls, TP, AS, TO, ST, Blocks, +/-, Shooting By Period (1st-4th FG%, 3PT%, FT%, GM FG%, FT%), Technical Fouls: NONE, Dead Ball Rebounds: 5, 0

Record: 2-1

Table with columns: NO. Name, Min, FG, 3P, FT, Rebounds, Fouls, TP, AS, TO, ST, Blocks, +/-, Shooting By Period (1st-4th FG%, 3PT%, FT%, GM FG%, FT%), Technical Fouls: NONE, Dead Ball Rebounds: 2, 0

Summary statistics table with columns: UT, ND, Points from Turnovers, UT, ND, Period by Period Scoring (1st-4th TOT), Lead Changes, Second Chance, Fast Breaks, Times Tied, Time with Lead

GAME

4

MICHIGAN STATE, 72  
#16/14 NOTRE DAME, 69

Nov. 14, 2019  
Purcell Pavilion (Notre Dame, Ind.)

Official Basketball Box Score - Final  
Michigan St. at Notre Dame  
11/15/19 Purcell Pavilion at the Joyce Center, Notre Dame  
2019-20 Women's Basketball  
Game Time: 1:00 AM  
Game Duration: 2:09  
Attendance: 7,556  
Officials: Denise Bruce, Bruce Morris, Tara Cruse

Record: 3-0

Table with columns: NO. Name, Min, FG, 3P, FT, Rebounds, Fouls, TP, AS, TO, ST, Blocks, +/-, Shooting By Period (1st-4th FG%, 3PT%, FT%, GM FG%, FT%), Technical Fouls: NONE, Dead Ball Rebounds: 2, 0

Record: 2-2

Table with columns: NO. Name, Min, FG, 3P, FT, Rebounds, Fouls, TP, AS, TO, ST, Blocks, +/-, Shooting By Period (1st-4th FG%, 3PT%, FT%, GM FG%, FT%), Technical Fouls: NONE, Dead Ball Rebounds: 7, 0

Summary statistics table with columns: MSU, ND, Points from Turnovers, MSU, ND, Best Scoring Run, Lead Changes, Second Chance, Fast Breaks, Times Tied, Time with Lead

**GAME 5**

**TOLEDO, 51**  
**(RV/RV) NOTRE DAME, 54**

Nov. 20, 2019  
Purcell Pavilion (Notre Dame, Ind.)



Official Basketball Box Score - Final  
**Toledo at Notre Dame**  
11/21/19 Purcell Pavilion at the Joyce Center, Notre Dame  
2019-20 Women's Basketball  
Game Time: 12:00 AM  
Game Duration: 1:44  
Attendance: 7,269  
Officials: Edward Sidasky, Katie Lukanich, Natasha Camy

TOLEDO - 51		Record: 1-2										Shooting By Period										
NO.	Name	Min	FG	3P	FT	Rebounds	Fouls	TP	AS	TO	ST	Blocks	BS	BA	+	1st	2nd	3rd	4th	GM	FT%	
MA	MA	MA	MA	MA	DR	DR	DR	DR	DR	DR	DR	DR	DR	DR	DR	FG%	FG%	FG%	FG%	FG%	FT%	
11	Mail Morgan-Elliott	F	20:20	4-7	2-5	0-0	0	0	0	1	0	10	0	0	0	1	0	0	0	0	0	41.2%
23	Tanaya Beacham	F	20:26	2-8	0-0	0-0	3	2	5	3	2	4	0	0	2	0	0	0	2	0	0	50%
3	Mariella Santucci	G	26:39	0-7	0-3	3-4	2	4	6	4	4	3	5	3	2	0	0	0	0	0	0	100%
12	Tayana Davis	G	26:34	4-9	1-5	0-0	2	1	3	2	0	9	1	1	3	0	0	0	0	0	0	25.0%
33	Nakiah Black	G	33:18	5-13	1-5	1-1	0	9	9	3	3	12	1	0	2	0	0	0	0	0	0	16.7%
1	Sara Rokkanen	F	21:11	0-5	0-4	0-0	0	4	4	1	1	0	1	4	0	0	0	0	0	0	0	0%
2	Sophia Ward	F	20:45	2-5	0-0	0-0	2	2	4	1	2	4	1	2	0	0	0	0	0	0	0	38.5%
5	Quinesha Lockett	F	12:24	1-3	1-3	0-0	0	2	2	1	0	3	1	0	0	0	0	0	0	0	0	16.7%
25	Ariane Whitaker	F	16:30	3-4	0-0	0-0	2	5	7	0	1	6	0	2	0	0	0	0	0	0	0	100%
14	Tyra Carlisten-Handberg	F	01:53	0-0	0-0	0-0	0	0	0	0	0	0	0	1	2	0	0	0	0	0	0	0%
<b>Team</b>							1	2			0		5									
<b>Totals</b>			21-61	5-25	4-5	12	30	42	16	13	51	11	21	7	3	4	3					

NOTRE DAME - 54		Record: 3-2										Shooting By Period										
NO.	Name	Min	FG	3P	FT	Rebounds	Fouls	TP	AS	TO	ST	Blocks	BS	BA	+	1st	2nd	3rd	4th	GM	FT%	
MA	MA	MA	MA	MA	DR	DR	DR	DR	DR	DR	DR	DR	DR	DR	DR	FG%	FG%	FG%	FG%	FG%	FT%	
33	Sam Brunelle	F	35:57	6-12	1-6	6-10	3	10	13	2	6	19	0	2	2	3	0	0	0	0	0	25.0%
10	Katlyn Gilbert	F	38:44	4-15	0-1	3-4	1	7	8	0	3	11	0	2	3	0	1	0	0	0	0	0%
13	Marta Sniezek	G	33:36	0-0	0-0	2-2	0	1	1	3	1	2	3	4	2	1	0	0	0	0	0	0%
21	Anaya Peoples	G	31:36	3-10	0-0	1-3	2	4	6	5	4	7	1	3	1	0	0	0	0	0	0	33.3%
24	Destinee Walker	G	38:36	6-17	0-3	0-0	2	4	6	1	1	12	2	1	1	0	0	0	0	0	0	60%
22	Danielle Cosgrove	F	19:31	1-4	0-0	0-0	0	2	2	0	0	2	1	2	2	0	0	0	0	0	0	50%
2	Kaitlin Cole	F	03:00	0-0	0-0	1-2	1	1	2	1	1	1	0	0	0	0	0	0	0	0	0	0%
<b>Team</b>							2	0	2		0	0		0								
<b>Totals</b>			20-58	1-10	13-21	11	29	40	13	16	54	8	14	11	4	3	3					

TOL		ND		Points from		TOL		ND		Period by Period Scoring			
Biggest lead	9 (2 <sup>nd</sup> 6:24)	5 (4 <sup>th</sup> 3:28)	Turnovers	8	16	1st	2nd	3rd	4th	TOT	TOT	TOT	TOT
Best Scoring Run	9 (1 <sup>st</sup> 3:34)	9 (4 <sup>th</sup> 3:28)	Paint	28	24	TOL	18	15	11	7	51	51	
Lead Changes	2	9 (4 <sup>th</sup> 3:28)	Second Chance	2	7	Fast Breaks	2	6	Bench	13	3		
Times Tied	0	Fast Breaks	2	6	ND	10	16	15	13	54			
Time with Lead	30:14	09:07	Bench	13	3								

**GAME 6**

**(RV) NOTRE DAME, 76**  
**#21/19 MICHIGAN, 72**

Nov. 23, 2019  
Purcell Pavilion (Ann Arbor, Mich.)



Official Basketball Box Score - Final  
**Notre Dame at Michigan**  
11/23/19 Crisler Center, Ann Arbor  
2019-20 Women's Basketball  
Game Time: 6:00 PM  
Game Duration: 1:56  
Attendance: 4,008  
Officials: Beverly Roberts, Felicia Ginter, Gina Cross

NOTRE DAME - 76		Record: 4-2										Shooting By Period										
NO.	Name	Min	FG	3P	FT	Rebounds	Fouls	TP	AS	TO	ST	Blocks	BS	BA	+	1st	2nd	3rd	4th	GM	FT%	
MA	MA	MA	MA	MA	DR	DR	DR	DR	DR	DR	DR	DR	DR	DR	DR	FG%	FG%	FG%	FG%	FG%	FT%	
22	Danielle Cosgrove	F	16:34	2-4	0-1	0-0	0	1	1	5	0	4	1	3	0	1	0	0	0	0	0	41.7%
33	Sam Brunelle	F	38:39	5-11	1-5	1-2	1	3	4	3	12	2	2	1	2	0	0	0	0	0	0	50.0%
10	Katlyn Gilbert	F	29:00	4-11	0-2	4-6	1	5	6	3	5	12	4	2	4	0	0	0	0	0	0	87.5%
13	Marta Sniezek	G	39:00	2-3	0-1	2-2	0	4	4	4	3	6	5	6	5	0	0	0	0	0	0	20.0%
24	Destinee Walker	G	32:34	9-14	5-8	4-6	0	2	2	3	27	1	1	4	0	0	0	0	0	0	0	50%
21	Anaya Peoples	F	29:39	5-12	0-2	3-4	2	3	5	3	13	1	0	2	1	2	0	0	0	0	0	35.7%
2	Kaitlin Cole	F	14:34	1-1	0-0	0-0	1	0	1	4	0	2	0	1	1	0	0	0	0	0	0	25.0%
<b>Team</b>							0	1	1	0	0	2										
<b>Totals</b>			28-56	6-19	14-20	5	19	24	26	16	76	14	17	17	4	4	4					

MICHIGAN - 72		Record: 4-1										Shooting By Period										
NO.	Name	Min	FG	3P	FT	Rebounds	Fouls	TP	AS	TO	ST	Blocks	BS	BA	+	1st	2nd	3rd	4th	GM	FT%	
MA	MA	MA	MA	MA	DR	DR	DR	DR	DR	DR	DR	DR	DR	DR	DR	FG%	FG%	FG%	FG%	FG%	FT%	
00	Naz Hillmon	F	35:12	5-11	0-0	7-12	9	7	16	3	9	17	0	4	0	0	0	0	0	0	0	42.9%
5	Kayla Robbins	F	33:05	3-8	0-1	5-9	7	5	12	2	6	11	3	1	1	0	0	0	0	0	0	57.1%
15	Hailey Brown	F	30:26	5-13	4-8	1-2	2	4	6	3	1	15	1	3	1	0	0	0	0	0	0	61.6%
1	Amy Dik	G	40:00	2-11	1-2	6-8	2	3	5	2	6	11	5	7	5	0	0	0	0	0	0	25.0%
14	Akhenrah Johnson	G	25:16	1-6	0-3	2-2	2	2	4	3	2	4	1	5	0	0	0	0	0	0	0	60%
34	Izabel Varejão	G	14:22	3-8	0-2	0-3	2	3	5	3	2	6	0	3	1	1	0	0	0	0	0	50%
24	Michelle Sidor	F	19:33	3-8	2-5	0-0	0	1	1	0	0	8	2	1	0	0	0	0	0	0	0	50%
23	Danielle Rauch	F	02:06	0-0	0-0	0-0	0	0	0	0	0	0	0	0	0	0	0	0	0	0	0	0%
<b>Team</b>							3	1	4	0	0	0										
<b>Totals</b>			22-65	7-21	21-36	27	26	53	16	26	72	12	24	8	4	4	4					

N-D		Mich		Points from		N-D		Mich		Period by Period Scoring			
Biggest lead	6 (4 <sup>th</sup> 1:18)	11 (2 <sup>nd</sup> 6:35)	Turnovers	32	9	1st	2nd	3rd	4th	TOT	TOT	TOT	TOT
Best Scoring Run	7 (4 <sup>th</sup> 5:14)	9 (3 <sup>rd</sup> 5:20)	Paint	36	26	N-D	19	24	14	19	76	76	
Lead Changes	8	Second Chance	8	29	Mich	25	19	17	11	72			
Times Tied	4	Fast Breaks	13	0									
Time with Lead	08:46	28:32	Bench	15	14								

**GAME 7**

**FLORIDA GULF COAST, 69**  
**(RV) NOTRE DAME, 60**

Nov. 28, 2019  
Hard Rock Hotel Riviera Maya (Cancun, Mexico)



Official Basketball Box Score - Final  
**FGCU at Notre Dame**  
11/28/19 Hard Rock Hotel, Cancun  
2019-20 Women's Basketball  
Game Time: 6:30 PM  
Game Duration: 1:44  
Attendance: 235  
Officials: Timothy Bryant, Chris Scaueda, Jess Fortner

FGCU - 69		Record: 6-1										Shooting By Period										
NO.	Name	Min	FG	3P	FT	Rebounds	Fouls	TP	AS	TO	ST	Blocks	BS	BA	+	1st	2nd	3rd	4th	GM	FT%	
MA	MA	MA	MA	MA	DR	DR	DR	DR	DR	DR	DR	DR	DR	DR	DR	FG%	FG%	FG%	FG%	FG%	FT%	
42	Tylonia Adlerly	F	36:29	7-11	0-1	2-6	11	3	14	3	6	16	4	2	1	0	0	0	0	0	0	22.2%
0	David Wingate	G	29:30	8-16	2-6	1-2	0	2	2	1	19	1	0	0	0	0	0	0	0	0	0	40%
2	Alyssa Blair	G	31:48	0-3	0-0	0-0	0	1	1	3	0	0	0	0	0	0	0	0	0	0	0	0%
3	Keri Jewett-Giles	G	36:28	5-19	2-7	0-1	2	3	5	3	12	5	4	4	0	0	0	0	0	0	0	35.3%
31	Nasrin Uleil	G	33																			





GAME

9

#21/20 SOUTH FLORIDA, 51  
(RV/RV) NOTRE DAME, 67

Nov. 30, 2019  
Hard Rock Hotel Riviera Maya (Cancun, Mexico)



Official Basketball Box Score - Final  
South Fla. at Notre Dame  
11:30:19 HRH Riviera Maya, Cancun  
2019-20 Women's Basketball

Game Time: 4:00 PM  
Game Duration: 1:41  
Attendance: 174

Officials:

Box score table for South Fla. vs Notre Dame. Columns include NO., Name, Min, FG, 3P, FT, Rebounds, Fouls, TP, AS, TO, ST, Blocks, +/-.

Shooting By Period table for South Fla. vs Notre Dame. Columns include 1st FG%, 3PT%, 2nd FG%, 3PT%, 3rd FG%, 3PT%, 4th FG%, 3PT%, GM FG%, 3PT%, FT%.

Box score table for Notre Dame vs South Fla. Columns include NO., Name, Min, FG, 3P, FT, Rebounds, Fouls, TP, AS, TO, ST, Blocks, +/-.

Shooting By Period table for Notre Dame vs South Fla. Columns include 1st FG%, 3PT%, 2nd FG%, 3PT%, 3rd FG%, 3PT%, 4th FG%, 3PT%, GM FG%, 3PT%, FT%.

Summary statistics table for South Fla. vs Notre Dame. Columns include USF, UND, Biggest lead, Best Scoring Run, Lead Changes, Times Tied, Time with Lead, Points from Turnovers, Period by Period Scoring.

GAME

10

(RV/RV) MINNESOTA, 75  
(RV/RV) NOTRE DAME, 67

Dec. 4, 2019  
Purcell Pavilion (Notre Dame, Ind.)



Official Basketball Box Score - Final  
Minnesota at Notre Dame  
12:05:19 Purcell Pavilion at the Joyce Center, Notre Dame  
2019-20 Women's Basketball

Game Time: 1:00 AM  
Game Duration: 1:40  
Attendance: 7,093

Officials: Maj Forsberg, Eric Brewton, Rod Crech

Box score table for Minnesota vs Notre Dame. Columns include NO., Name, Min, FG, 3P, FT, Rebounds, Fouls, TP, AS, TO, ST, Blocks, +/-.

Shooting By Period table for Minnesota vs Notre Dame. Columns include 1st FG%, 3PT%, 2nd FG%, 3PT%, 3rd FG%, 3PT%, 4th FG%, 3PT%, GM FG%, 3PT%, FT%.

Box score table for Notre Dame vs Minnesota. Columns include NO., Name, Min, FG, 3P, FT, Rebounds, Fouls, TP, AS, TO, ST, Blocks, +/-.

Shooting By Period table for Notre Dame vs Minnesota. Columns include 1st FG%, 3PT%, 2nd FG%, 3PT%, 3rd FG%, 3PT%, 4th FG%, 3PT%, GM FG%, 3PT%, FT%.

Summary statistics table for Minnesota vs Notre Dame. Columns include MINN, ND, Biggest lead, Best Scoring Run, Lead Changes, Times Tied, Time with Lead, Points from Turnovers, Period by Period Scoring.

GAME

11

(RV/RV) NOTRE DAME, 57  
#4/4 UCONN, 81

Dec. 8, 2019  
Gampel Pavilion (Storrs, Conn.)



Official Basketball Box Score - Final  
Notre Dame at UConn  
12:08:19 Harry A. Gampel Pavilion, Storrs, Conn.  
2019-20 Women's Basketball

Game Time: 8:00 PM  
Game Duration: 1:40  
Attendance: 10,167

Officials: Joseph Vaszly, Karen Presto, Pulant Spruck

Box score table for Notre Dame vs UConn. Columns include NO., Name, Min, FG, 3P, FT, Rebounds, Fouls, TP, AS, TO, ST, Blocks, +/-.

Shooting By Period table for Notre Dame vs UConn. Columns include 1st FG%, 3PT%, 2nd FG%, 3PT%, 3rd FG%, 3PT%, 4th FG%, 3PT%, GM FG%, 3PT%, FT%.

Box score table for UConn vs Notre Dame. Columns include NO., Name, Min, FG, 3P, FT, Rebounds, Fouls, TP, AS, TO, ST, Blocks, +/-.

Shooting By Period table for UConn vs Notre Dame. Columns include 1st FG%, 3PT%, 2nd FG%, 3PT%, 3rd FG%, 3PT%, 4th FG%, 3PT%, GM FG%, 3PT%, FT%.

Summary statistics table for Notre Dame vs UConn. Columns include ND, UConn, Biggest lead, Best Scoring Run, Lead Changes, Times Tied, Time with Lead, Points from Turnovers, Period by Period Scoring.

GAME

12

#16/16 DEPAUL, 105  
NOTRE DAME, 94

Dec. 11, 2019  
Purcell Pavilion (Notre Dame, Ind.)



Official Basketball Box Score - Final  
DePaul at Notre Dame  
12:11:19 Purcell Pavilion at the Joyce Center, Notre Dame  
2019-20 Women's Basketball

Game Time: 11:30 PM  
Game Duration: 1:53  
Attendance: 7,148

Officials: Dee Kantner, Denise Brooks, Thomas Danaher

Box score table for DePaul vs Notre Dame. Columns include NO., Name, Min, FG, 3P, FT, Rebounds, Fouls, TP, AS, TO, ST, Blocks, +/-.

Shooting By Period table for DePaul vs Notre Dame. Columns include 1st FG%, 3PT%, 2nd FG%, 3PT%, 3rd FG%, 3PT%, 4th FG%, 3PT%, GM FG%, 3PT%, FT%.

Box score table for Notre Dame vs DePaul. Columns include NO., Name, Min, FG, 3P, FT, Rebounds, Fouls, TP, AS, TO, ST, Blocks, +/-.

Shooting By Period table for Notre Dame vs DePaul. Columns include 1st FG%, 3PT%, 2nd FG%, 3PT%, 3rd FG%, 3PT%, 4th FG%, 3PT%, GM FG%, 3PT%, FT%.

Summary statistics table for DePaul vs Notre Dame. Columns include DEP, UND, Biggest lead, Best Scoring Run, Lead Changes, Times Tied, Time with Lead, Points from Turnovers, Period by Period Scoring.





GAME 13

CLEMSON, 71  
NOTRE DAME, 55

Dec. 29, 2019  
Purcell Pavilion (Notre Dame, Ind.)



Official Basketball Box Score - Final  
Clemson at Notre Dame  
12/29/19 Purcell Pavilion at the Joyce Center, Notre Dame  
2019-20 Women's Basketball  
Game Time: 4:00 PM  
Game Duration: 1:47  
Attendance: 8,569  
Officials: Joe Vaszily, Eric Brawton, Paulani Spurlock

NO. Name	Min	FG		3P		FT		Rebounds		Fouls		TP	AS	TO	ST	Blocks		+/-
		M/A	M/A	M/A	M/A	OR	DR	OR	DR	PF	FD					BS	BA	
5 Amari Robinson	F 28:30	2-12	0-1	2-2	2	2	4	2	5	6	1	3	3	0	1	8		
44 Kobi Thornton	F 30:13	11-19	0-0	1-3	1	5	6	2	4	23	0	4	2	0	0	22		
12 Hannah Hank	C 17:03	2-5	0-0	0-0	2	1	3	4	1	4	1	0	0	1	0	5		
1 Destiny Thomas	G 33:05	1-4	1-1	1-2	3	3	5	1	2	4	12	4	2	0	0	15		
3 Kendall Spray	G 35:41	8-16	8-14	0-0	2	2	0	2	0	1	24	1	2	2	0	0	14	
35 Nique Cherry	14:22	2-6	0-0	2-3	6	5	11	2	2	6	0	3	1	0	0	2		
55 Tyler Bennett	17:25	2-4	0-0	0-0	3	4	7	2	0	4	0	2	0	4	0	3		
32 Chyna Cotton	01:07	0-0	0-0	0-0	0	1	1	0	0	0	0	0	0	0	0	0	-3	
2 Kaylee Sticker	06:16	0-2	0-2	0-0	0	0	0	0	0	0	2	0	1	0	0	0	5	
31 Shania Meertens	11:33	0-1	0-0	0-0	1	1	2	1	0	0	1	1	0	0	0	0	4	
24 Mikayla Hayes	03:07	0-0	0-0	0-0	0	0	0	0	0	0	0	0	0	0	0	1	0	3
11 Isis Lopes	01:03	0-0	0-0	0-0	0	1	1	0	0	0	0	0	0	0	0	0	0	2
22 Danae McNeal	00:35	0-0	0-0	0-0	0	0	0	0	0	0	0	1	1	0	0	0	0	2
Team					4	5				0	1							
Totals		28-69	9-18	6-10	18	29	47	15	15	71	18	21	12	6	2	16		

Record: 5-8 (1-1)

Shooting By Period

1st FG% 4-19 21.1%  
3PT% 2-6 33.3%  
FT% 2-3 66.7%

2nd FG% 8-18 44.4%  
3PT% 4-5 80.0%  
FT% 3-4 75%

3rd FG% 8-16 50.0%  
3PT% 3-6 50.0%  
FT% 1-2 50%

4th FG% 8-16 50.0%  
FT% 0-1 0%

GM FG% 28-69 40.6%  
3PT% 9-18 50.0%  
FT% 6-10 60.0%

Dead Ball Rebounds: 2, 0

Record: 5-8 (0-1)

Shooting By Period

1st FG% 4-17 23.5%  
3PT% 0-3 0%  
FT% 3-4 75%

2nd FG% 3-14 21.4%  
3PT% 0-5 0%  
FT% 0-0 0%

3rd FG% 5-14 35.7%  
3PT% 0-3 0%  
FT% 4-4 100%

4th FG% 8-19 42.1%  
3PT% 2-6 33.3%  
FT% 6-10 60%

GM FG% 20-64 31.3%  
3PT% 2-17 11.8%  
FT% 13-18 72.2%

Dead Ball Rebounds: 4, 0

Technical Fouls: NONE

Biggest lead	CLE 28 (3rd 3:34)	UND 2 (1st 9:40)
Best Scoring Run	11 (2nd 7:54)	8 (4th 8:41)
Lead Changes	5	
Times Tied	3	
Time with Lead	35:27	01:11

GAME 14

NOTRE DAME, 60  
PITT, 52

Jan. 2, 2020  
Petersen Events Center (Pittsburgh, Penn.)



Official Basketball Box Score - Final  
Notre Dame at Pittsburgh  
01/03/20 Petersen Events Center, Pittsburgh, Pa.  
Pitt vs. Notre Dame  
Game Time: 1:53  
Game Duration: 1:58  
Attendance: 1,368  
Officials: Bryan Brunette, Tiana Cross, Kevin Dillard

Record: 6-8 (1-1)

Shooting By Period

1st FG% 4-18 22.2%  
3PT% 0-2 0.0%  
FT% 0-0 0%

2nd FG% 8-23 34.8%  
3PT% 0-2 0.0%  
FT% 6-7 85.7%

3rd FG% 6-14 42.9%  
3PT% 1-1 100.0%  
FT% 3-3 100%

4th FG% 5-14 35.7%  
3PT% 0-3 0.0%  
FT% 4-8 50%

GM FG% 23-69 33.3%  
3PT% 1-8 12.5%  
FT% 13-18 72.2%

Dead Ball Rebounds: 2, 0

Record: 6-8 (1-1)

Shooting By Period

1st FG% 4-11 36.4%  
3PT% 0-1 0%  
FT% 2-2 100%

2nd FG% 6-9 66.7%  
3PT% 2-2 100%  
FT% 2-2 100%

3rd FG% 5-11 45.5%  
3PT% 2-2 100%  
FT% 1-1 100%

4th FG% 5-11 45.5%  
3PT% 2-2 100%  
FT% 1-1 100%

GM FG% 23-69 33.3%  
3PT% 1-8 12.5%  
FT% 13-18 72.2%

Dead Ball Rebounds: 2, 0

Record: 3-10 (0-2)

Shooting By Period

1st FG% 1-6 16.7%  
3PT% 0-0 0%  
FT% 0-0 0%

2nd FG% 3-14 21.4%  
3PT% 0-5 0%  
FT% 0-0 0%

3rd FG% 5-14 35.7%  
3PT% 0-3 0%  
FT% 4-4 100%

4th FG% 8-19 42.1%  
3PT% 2-6 33.3%  
FT% 6-10 60%

GM FG% 20-64 31.3%  
3PT% 2-17 11.8%  
FT% 13-18 72.2%

Dead Ball Rebounds: 4, 0

Record: 3-10 (0-2)

Shooting By Period

1st FG% 2-6 33.3%  
3PT% 0-0 0%  
FT% 0-0 0%

2nd FG% 4-12 33.3%  
3PT% 0-3 0%  
FT% 6-6 100%

3rd FG% 6-19 31.6%  
3PT% 1-4 25.0%  
FT% 1-5 20%

4th FG% 3-21 14.3%  
3PT% 0-4 0%  
FT% 10-14 71.4%

GM FG% 16-63 25.4%  
3PT% 3-17 17.6%  
FT% 17-25 68.0%

Dead Ball Rebounds: 5, 0

Technical Fouls: NONE

Biggest lead	UND 17 (3rd 6:54)	PIT 4 (1st 4:51)
Best Scoring Run	13 (3rd 8:55)	8 (3rd 2:18)
Lead Changes	4	
Times Tied	5	
Time with Lead	28:21	08:02

GAME 15

NOTRE DAME, 63  
SYRACUSE, 74 (OT)

Jan. 5, 2019  
Carrier Dome (Syracuse, N.Y.)



Official Basketball Box Score - Final  
Notre Dame at Syracuse  
01/05/20 Carrier Dome, Syracuse  
2019-20 Women's Basketball  
Game Time: 9:00 PM  
Game Duration: 2:07  
Attendance: 4,306  
Officials: Denise Brooks, Edward Sidasky, Jules Gallen

Record: 6-9 (1-2)

Shooting By Period

1st FG% 6-18 33.3%  
3PT% 2-5 40.0%  
FT% 2-2 100%

2nd FG% 6-19 31.6%  
3PT% 1-4 25.0%  
FT% 2-3 66.7%

3rd FG% 6-12 50.0%  
3PT% 2-2 100%  
FT% 4-10 40%

4th FG% 4-16 25.0%  
3PT% 1-7 14.3%  
FT% 2-4 50%

OT FG% 1-6 16.7%  
3PT% 0-1 0%  
FT% 1-2 50%

GM FG% 23-71 32.4%  
3PT% 6-19 31.6%  
FT% 11-21 52.4%

Dead Ball Rebounds: 5, 0

Record: 6-9 (1-2)

Shooting By Period

1st FG% 6-18 33.3%  
3PT% 2-5 40.0%  
FT% 2-2 100%

2nd FG% 6-19 31.6%  
3PT% 1-4 25.0%  
FT% 2-3 66.7%

3rd FG% 6-12 50.0%  
3PT% 2-2 100%  
FT% 4-10 40%

4th FG% 4-16 25.0%  
3PT% 1-7 14.3%  
FT% 2-4 50%

OT FG% 1-6 16.7%  
3PT% 0-1 0%  
FT% 1-2 50%

GM FG% 23-71 32.4%  
3PT% 6-19 31.6%  
FT% 11-21 52.4%

Dead Ball Rebounds: 5, 0

Record: 8-6 (2-1)

Shooting By Period

1st FG% 7-23 30.4%  
3PT% 3-12 25.0%  
FT% 3-4 75%

2nd FG% 2-16 12.5%  
3PT% 2-9 22.2%  
FT% 5-7 71.4%

3rd FG% 5-19 26.3%  
3PT% 0-8 0%  
FT% 0-2 0%

4th FG% 6-11 54.5%  
3PT% 2-6 33.3%  
FT% 5-6 83.3%

OT FG% 5-9 55.6%  
3PT% 0-1 0%  
FT% 4-6 66.7%

GM FG% 25-78 32.1%  
3PT% 7-36 19.4%  
FT% 17-25 68.0%

Dead Ball Rebounds: 4, 0

Record: 8-6 (2-1)

Shooting By Period

1st FG% 7-23 30.4%  
3PT% 3-12 25.0%  
FT% 3-4 75%

2nd FG% 2-16 12.5%  
3PT% 2-9 22.2%  
FT% 5-7 71.4%

3rd FG% 5-19 26.3%  
3PT% 0-8 0%  
FT% 0-2 0%

4th FG% 6-11 54.5%  
3PT% 2-6 33.3%  
FT% 5-6 83.3%

OT FG% 5-9 55.6%  
3PT% 0-1 0%  
FT% 4-6 66.7%

GM FG% 25-78 32.1%  
3PT% 7-36 19.4%  
FT% 17-25 68.0%

Dead Ball Rebounds: 4, 0

Technical Fouls: NONE

Biggest lead	UND 10 (4th 9:50)	SYR 11 (1st OT 1:53)
Best Scoring Run	7 (2nd 7:09)	15 (1st OT 1:53)
Lead Changes	2	
Times Tied	5	
Time with Lead	18:50	22:43

GAME 16

BOSTON COLLEGE, 75  
NOTRE DAME, 65

Jan. 9, 2019  
Purcell Pavilion (Notre Dame, Ind.)



Official Basketball Box Score - Final  
Boston College at Notre Dame  
01/10/20 Purcell Pavilion at the Joyce Center, Notre Dame  
2019-20 Women's Basketball  
Game Time: 12:00 AM  
Game Duration: 1:52  
Attendance: 7,437  
Officials: Mark Hardcastle, Talisa Green, Saf Esho

Record: 9-6 (2-2)

Shooting By Period

1st FG% 5-11 45.5%  
3PT% 3-6 50.0%  
FT% 1-2 50%

2nd FG% 7-17 41.2%  
3PT% 1-1 100.0%  
FT% 0-0 0%

3rd FG% 8-15 53.3%  
3PT% 3-7 42.9%  
FT% 7-10 70%

4th FG% 5-12 41.7%  
3PT% 0-3 0%  
FT% 2-3 66.7%

GM FG% 29-68 42.6%  
3PT% 7-17 41.2%  
FT% 10-15 66.7%

Dead Ball Rebounds: 4, 0

Record: 9-6 (2-2)

Shooting By Period

1st FG% 9-24 37.5%  
3PT% 3-6 50.0%  
FT% 1-2 50%

2nd FG% 7-17 41.2%  
3PT% 1-1 100.0%  
FT% 0-0 0%

3rd FG% 8-15 53.3%  
3PT% 3-7 42.9%  
FT% 7-10 70%

4th FG% 5-12 41.7%  
3PT% 0-3 0%  
FT% 2-3 66.7%

GM FG% 29-68 42.6%  
3PT% 7-17 41.2%  
FT% 10-15 66.7%

Dead Ball Rebounds: 4, 0

Record: 6-10 (1-3)

Shooting By Period

1st FG% 9-18 50.0%  
3PT% 1-2 50.0%  
FT% 3-3 100%

2nd FG% 5-12 41.7%  
3PT% 0-2 0.0%  
FT% 2-2 100%

3rd FG% 5-14 35.7%  
3PT% 1-1 100%  
FT% 2-2 100%

4th FG% 5-14 35.7%  
3PT% 2-4 50.0%  
FT% 2-2 100%

GM FG% 25-64 39.1%  
3PT% 5-17 29.4%  
FT% 10-10 100.0%

Dead Ball Rebounds: 0, 0

Record: 6-10 (1-3)

Shooting By Period

1st FG% 9-18 50.0%  
3PT% 1-2 50.0%  
FT% 3-3 100%

2nd FG% 5-12 41.7%  
3PT% 0-2 0.0%  
FT% 2-2 100%

3rd FG% 5-14 35.7%  
3PT% 1-1 100%  
FT% 2-2 100%

4th FG% 5-14 35.7%  
3PT% 2-4 50.0%  
FT% 2-2 100%

GM FG% 25-64 39.1%  
3PT% 5-17 29.4%  
FT% 10-10 100.0%

Dead Ball Rebounds: 0, 0

Technical Fouls: NONE

Biggest lead	BC 17 (3rd 1:08)	UND 5 (1st 4:36)
Best Scoring Run	7 (2nd 0:48)	7 (4th 5:53)
Lead Changes	4	
Times Tied	8	
Time with Lead	23:19	10:46

Jan. 12, 2020  
Purcell Pavilion (Notre Dame, Ind.)



Official Basketball Box Score - Final  
NC State at Notre Dame  
01/12/20 Purcell Pavilion at the Joyce Center, Notre Dame  
2019-20 Women's Basketball

Game Time: 9:00 PM  
Game Duration: 1:43  
Attendance: 7,861

Officials: Joseph Vaszily, Rod Creech, Fatou Gasoko-Stephens

Table with columns: NO., Name, Min, FG, 3P, FT, Rebounds, Fouls, TP, AS, TO, ST, Blocks, +/-

Table with columns: Shooting By Period, 1st FG, 3PT, FT, 2nd FG, 3PT, FT, 3rd FG, 3PT, FT, 4th FG, 3PT, FT, GM FG, 3PT, FT

Table with columns: NO., Name, Min, FG, 3P, FT, Rebounds, Fouls, TP, AS, TO, ST, Blocks, +/-

Table with columns: Shooting By Period, 1st FG, 3PT, FT, 2nd FG, 3PT, FT, 3rd FG, 3PT, FT, 4th FG, 3PT, FT, GM FG, 3PT, FT

Summary table with columns: NCST, ND, Points from Turnovers, Paint, Second Chance, Fast Breaks, Bench

Jan. 16, 2020  
Cameron Indoor (Durham, N.C.)



Official Basketball Box Score - Final  
Notre Dame at Duke  
01/17/20 Cameron Indoor Stadium, Durham  
2019-20 Women's Basketball

Game Time: 1:00 AM  
Game Duration: 1:59  
Attendance: 3,022

Officials: Eric Brewton, Mark Resch, Meadow Overstreet

Table with columns: NO., Name, Min, FG, 3P, FT, Rebounds, Fouls, TP, AS, TO, ST, Blocks, +/-

Table with columns: Shooting By Period, 1st FG, 3PT, FT, 2nd FG, 3PT, FT, 3rd FG, 3PT, FT, 4th FG, 3PT, FT, GM FG, 3PT, FT

Table with columns: NO., Name, Min, FG, 3P, FT, Rebounds, Fouls, TP, AS, TO, ST, Blocks, +/-

Table with columns: Shooting By Period, 1st FG, 3PT, FT, 2nd FG, 3PT, FT, 3rd FG, 3PT, FT, 4th FG, 3PT, FT, GM FG, 3PT, FT

Summary table with columns: ND, DU, Points from Turnovers, Paint, Second Chance, Fast Breaks, Bench

Jan. 19, 2020  
Purcell Pavilion (Notre Dame, Ind.)



Official Basketball Box Score - Final  
Miami (FL) at Notre Dame  
01/19/20 Purcell Pavilion at the Joyce Center, Notre Dame  
2019-20 Women's Basketball

Game Time: 6:00 PM  
Game Duration: 1:39  
Attendance: 6,059

Officials: Denise Brooks, Karen Presto, Katie Lukarich

Table with columns: NO., Name, Min, FG, 3P, FT, Rebounds, Fouls, TP, AS, TO, ST, Blocks, +/-

Table with columns: Shooting By Period, 1st FG, 3PT, FT, 2nd FG, 3PT, FT, 3rd FG, 3PT, FT, 4th FG, 3PT, FT, GM FG, 3PT, FT

Table with columns: NO., Name, Min, FG, 3P, FT, Rebounds, Fouls, TP, AS, TO, ST, Blocks, +/-

Table with columns: Shooting By Period, 1st FG, 3PT, FT, 2nd FG, 3PT, FT, 3rd FG, 3PT, FT, 4th FG, 3PT, FT, GM FG, 3PT, FT

Summary table with columns: UM, ND, Points from Turnovers, Paint, Second Chance, Fast Breaks, Bench

Jan. 26, 2020  
John Paul Jones Arena (Charlottesville, Va.)



Official Basketball Box Score - Final  
Notre Dame at Virginia  
01/26/20 John Paul Jones Arena, Charlottesville, Va.  
Virginia vs. Notre Dame

Game Time: 7:00 PM  
Game Duration: 2:01  
Attendance: 5,117

Officials: Mark Hordcastle, Jennifer Rozac, Bobby Ray

Table with columns: NO., Name, Min, FG, 3P, FT, Rebounds, Fouls, TP, AS, TO, ST, Blocks, +/-

Table with columns: Shooting By Period, 1st FG, 3PT, FT, 2nd FG, 3PT, FT, 3rd FG, 3PT, FT, 4th FG, 3PT, FT, GM FG, 3PT, FT

Table with columns: NO., Name, Min, FG, 3P, FT, Rebounds, Fouls, TP, AS, TO, ST, Blocks, +/-

Table with columns: Shooting By Period, 1st FG, 3PT, FT, 2nd FG, 3PT, FT, 3rd FG, 3PT, FT, 4th FG, 3PT, FT, GM FG, 3PT, FT

Summary table with columns: ND, UVA, Points from Turnovers, Paint, Second Chance, Fast Breaks, Bench



GAME

21

#5/4 LOUISVILLE, 86  
NOTRE DAME, 54

Jan. 30, 2020  
Purcell Pavilion (Notre Dame, Ind.)



Official Basketball Box Score - Final  
**Louisville at Notre Dame**  
01:01:20 Purcell Pavilion at the Joyce Center, Notre Dame  
2019-20 Women's Basketball

Game Time: 12:00 AM  
Game Duration: 1:47  
Attendance: 7,719

Officials: Joseph Vaszily, Maj Forsberg, Karen Preato

Louisville - 86																	
Record: 21-1 (10-0)																	
NO.	Name	Min	FG	3P	FT	Rebounds			Fouls	TP	AS	TO	ST	Blocks	+	-	
			M-A	M-A	M-A	OR	DR	TOT	PF	FD				BS	BA		
21	Kylee Shook	F 22:13	5-10	2-3	0-0	2	4	6	2	0	12	2	0	1	6	1	25
33	Bionca Dunham	F 19:32	4-5	0-0	0-0	0	2	2	2	0	8	1	2	0	0	0	26
1	Dana Evans	G 28:40	5-12	2-8	5-5	0	1	1	1	3	17	6	1	3	0	1	32
4	Elizabeth Balogun	G 20:23	5-9	1-3	0-1	1	4	5	1	1	11	3	1	1	0	1	26
23	Jazmine Jones	G 25:25	5-8	0-0	4-4	2	7	9	1	3	14	4	3	0	0	0	25
2	Yacine Diop	29:24	4-10	1-3	0-0	1	8	9	1	0	9	7	3	2	0	0	22
5	Mykasa Robinson	14:21	0-0	0-0	1-4	2	3	5	4	2	1	1	2	1	0	0	0
22	Elizabeth Dixon	19:20	3-4	0-0	1-2	2	2	4	3	1	7	0	2	1	3	0	4
24	Jessica Laemmle	11:55	1-2	0-0	0-0	0	0	0	1	1	2	0	2	1	0	0	0
12	Lindsey Duvall	10:47	2-3	1-2	0-0	0	1	1	1	0	5	1	0	0	1	0	0
Team						2 1 3			0			0					
<b>Totals</b>			34-63	7-19	11-16	12	33	45	17	11	86	25	16	10	10	3	32

Technical Fouls: NONE  
Dead Ball Rebounds: 2.0

Notre Dame - 54																	
Record: 7-14 (2-7)																	
NO.	Name	Min	FG	3P	FT	Rebounds			Fouls	TP	AS	TO	ST	Blocks	+	-	
			M-A	M-A	M-A	OR	DR	TOT	PF	FD				BS	BA		
33	Sam Brunelle	F 39:01	6-15	2-8	3-4	3	6	9	1	2	17	1	6	1	1	1	35
30	Mikayla Vaughn	C 28:46	3-8	0-0	2-4	2	3	5	2	2	8	5	1	1	1	3	21
10	Katlyn Gilbert	G 36:48	5-14	0-2	8-8	0	0	0	1	7	18	1	4	1	0	2	32
13	Marta Sniizek	G 32:12	2-6	0-1	1-1	1	2	3	2	5	3	4	1	0	2	32	
24	Destinee Walker	G 25:07	1-10	1-4	0-0	1	1	2	0	0	3	0	0	0	0	1	26
2	Kaitlin Cole	20:02	0-3	0-0	0-0	1	3	4	3	1	0	0	0	0	1	0	8
22	Danielle Cosgrove	10:15	0-4	0-1	0-0	0	1	1	1	0	0	0	0	0	0	1	14
20	Nicole Benz	04:52	1-1	1-1	0-0	0	0	0	1	0	3	0	0	1	0	0	3
3	Margaret Murdock	00:59	0-0	0-0	0-0	0	0	0	0	0	0	1	0	0	0	0	3
5	Catherine Murdock	00:59	0-0	0-0	0-0	0	0	0	0	0	0	1	0	0	0	0	3
40	Kathleen Keyes	00:59	0-0	0-0	0-0	0	0	0	0	0	0	0	0	0	0	0	3
Team						4 4 8			0			0					
<b>Totals</b>			18-61	4-17	14-17	12	20	32	11	17	54	11	16	5	3	10	32

Technical Fouls: NONE  
Dead Ball Rebounds: 1.0

	LOU	ND	Points from	LOU	ND	Period by Period Scoring					
Biggest lead	36 (4 <sup>th</sup> 2:45)	0 (1 <sup>st</sup> 10:00)	Turnovers	18	10	1st	2nd	3rd	4th	TOT	
Best Scoring Run	10 (2 <sup>nd</sup> 1:21)	6 (3 <sup>rd</sup> 6:37)	Paint	34	22	LOU	27	23	24	12	86
Lead Changes	0		Second Chance	12	7	ND	11	18	14	11	54
Times Tied	0		Fast Breaks	4	4						
Time with Lead	39:44	00:00	Bench	24	3						

GAME

22

NOTRE DAME,  
GEORGIA TECH,

Feb. 2, 2020  
McCamish Pavilion (Atlanta, Ga.)

GAME

23

NOTRE DAME,  
WAKE FOREST,

Feb. 6, 2020  
LJVM Coliseum (Winston-Salem, N.C.)

GAME

24

PITTSBURGH,  
NOTRE DAME,

Feb. 9, 2020  
Purcell Pavilion (Notre Dame, Ind.)



## 2019-20 Notre Dame Women's Basketball Combined Team Statistics All games

Page 1/1  
as of Jan 31, 2020

### Game Records

Record	Overall	Home	Away	Neutral
ALL GAMES	7-14	3-8	3-4	1-2
CONFERENCE	2-7	1-4	1-3	0-0
NON-CONFERENCE	5-7	2-4	2-1	1-2

### Score by Periods

Team	1st	2nd	3rd	4th	OT	TOT
Notre Dame	298	319	359	367	3	1346
Opponents	357	372	385	343	14	1471

### Team Box Score

No.	Player				Total		3-Point		F-Throw		Rebounds											
		GP-GS	MIN	AVG	FG-FGA	FG%	3FG-FGA	3FG%	FT-FTA	FT%	OFF	DEF	TOT	AVG	PF	DQ	A	TO	BLK	STL	PTS	AVG
33	BRUNELLE, Sam	21-21	713:44	34.0	115-284	.405	33-123	.268	36-52	.692	28	102	130	6.2	47	1	31	69	24	16	299	14.2
10	GILBERT, Katlyn	21-20	716:08	34.1	116-302	.384	8-34	.235	54-76	.711	18	74	92	4.4	40	0	50	73	10	43	294	14.0
24	WALKER, Destinee	21-20	728:40	34.7	92-253	.364	25-104	.240	72-98	.735	26	62	88	4.2	48	2	30	35	4	26	281	13.4
21	PEOPLES, Anaya	17-10	537:43	31.6	86-188	.457	2-16	.125	41-83	.494	45	92	137	8.1	44	1	28	32	18	33	215	12.6
30	VAUGHN, Mikayla	10-10	267:01	26.7	46-77	.597	0-0	.000	16-22	.727	32	37	69	6.9	29	1	23	20	13	14	108	10.8
13	SNIEZEK, Marta	20-20	708:03	35.4	22-65	.338	2-12	.167	27-34	.794	3	66	69	3.5	62	2	114	87	3	41	73	3.7
22	COSGROVE, Danielle	21-4	281:52	13.4	18-78	.231	5-23	.217	13-19	.684	16	28	44	2.1	29	1	12	28	10	6	54	2.6
2	COLE, Kaitlin	21-0	233:57	11.1	7-26	.269	0-4	.000	2-8	.250	17	21	38	1.8	32	0	11	13	2	8	16	0.8
20	BENZ, Nicole	10-0	16:33	1.7	2-4	.500	2-3	.667	0-0	.000	0	2	2	0.2	3	0	0	0	0	1	6	0.6
3	MURDOCK, Margaret	6-0	07:06	1.2	0-2	.000	0-2	.000	0-0	.000	0	0	0	0.0	0	0	1	1	0	0	0	0.0
40	KEYES, Kathleen	6-0	07:06	1.2	0-0	.000	0-0	.000	0-0	.000	0	1	1	0.2	0	0	0	2	0	0	0	0.0
5	MURDOCK, Catherine	6-0	07:06	1.2	0-3	.000	0-1	.000	0-0	.000	3	1	4	0.7	1	0	1	4	1	0	0	0.0
Team											62	55	117						17			
<b>Total</b>		<b>21</b>	<b>4225</b>		<b>504-1282</b>	<b>.393</b>	<b>77-322</b>	<b>.239</b>	<b>261-392</b>	<b>.666</b>	<b>250</b>	<b>541</b>	<b>791</b>	<b>37.7</b>	<b>335</b>	<b>8</b>	<b>301</b>	<b>381</b>	<b>85</b>	<b>188</b>	<b>1346</b>	<b>64.1</b>
<b>Opponents</b>		<b>21</b>	<b>4225</b>		<b>555-1408</b>	<b>.394</b>	<b>155-520</b>	<b>.298</b>	<b>206-320</b>	<b>.644</b>	<b>352</b>	<b>583</b>	<b>935</b>	<b>44.5</b>	<b>379</b>	<b>2</b>	<b>333</b>	<b>389</b>	<b>106</b>	<b>196</b>	<b>1471</b>	<b>70.0</b>

### Team Statistics

	ND	OPP
<b>Scoring</b>	<b>1346</b>	<b>1471</b>
Points per game	64.1	70.0
Scoring margin	-6.0	-
<b>Field goals-att</b>	<b>504-1282</b>	<b>555-1408</b>
Field goal pct	.393	.394
<b>3 point fg-att</b>	<b>77-322</b>	<b>155-520</b>
3-point FG pct	.239	.298
3-pt FG made per game	3.7	7.4
<b>Free throws-att</b>	<b>261-392</b>	<b>206-320</b>
Free throw pct	.666	.644
F-Throws made per game	12.4	9.8
<b>Rebounds</b>	<b>791</b>	<b>935</b>
Rebounds per game	37.7	44.5
Rebounding margin	-6.9	-
<b>Assists</b>	<b>301</b>	<b>333</b>
Assists per game	14.3	15.9
<b>Turnovers</b>	<b>381</b>	<b>389</b>
Turnovers per game	18.1	18.5
Turnover margin	+0.4	-
Assist/turnover ratio	0.8	0.9
<b>Steals</b>	<b>188</b>	<b>196</b>
Steals per game	9.0	9.3
<b>Blocks</b>	<b>85</b>	<b>106</b>
Blocks per game	4.0	5.0
<b>Winning streak</b>	<b>0</b>	<b>-</b>
Home win streak	0	-
<b>Attendance</b>	<b>84175</b>	<b>31188</b>
Home games-Avg/Game	11-7652	7-4455
Neutral site-Avg/Game	-	3-223

### Team Results

Date	Opponent	Score	Att.
11/05/2019	at Fordham	W 60-55	3200
11/08/2019	Loyola Maryland	W 84-60	7613
11/11/2019	Tennessee	L 63-74	7801
11/14/2019	Michigan St.	L 69-72	7556
11/20/2019	Toledo	W 54-51	7269
11/23/2019	at Michigan	W 76-72	4008
11/28/2019	vs FGCU	L 60-69	235
11/29/2019	vs South Dakota St.	L 59-65	259
11/30/2019	vs South Fla.	W 67-51	174
12/04/2019	Minnesota	L 67-75	7093
12/08/2019	at UConn	L 57-81	10167
12/11/2019	DePaul	L 94-105	7148
12/29/2019	Clemson	L 55-71	8569
01/02/2020	at Pittsburgh	W 60-52	1368
01/05/2020	at Syracuse	Lot 63-74	4306
01/09/2020	Boston College	L 65-75	7487
01/12/2020	NC State	L 56-90	7861
01/16/2020	at Duke	L 47-50	3022
01/19/2020	Miami (FL)	W 76-53	8059
01/26/2020	at Virginia	L 60-90	5117
01/30/2020	Louisville	L 54-86	7719



**2019-20 Notre Dame Women's Basketball  
Combined Team Statistics  
In Conference games**

Page 1/1  
as of Jan 31, 2020

**Game Records**

Record	Overall	Home	Away	Neutral
ALL GAMES	2-7	1-4	1-3	0-0
CONFERENCE	2-7	1-4	1-3	0-0
NON-CONFERENCE	0-0	0-0	0-0	0-0

**Score by Periods**

Team	1st	2nd	3rd	4th	OT	TOT
Notre Dame	125	127	130	151	3	536
Opponents	146	168	164	149	14	641

**Team Box Score**

No.	Player	Total			3-Point		F-Throw		Rebounds				Other									
		GP-GS	MIN	AVG	FG-FGA	FG%	3FG-FGA	3FG%	FT-FTA	FT%	OFF	DEF	TOT	AVG	PF	DQ	A	TO	BLK	STL	PTS	AVG
33	BRUNELLE, Sam	9-9	316:48	35.2	48-125	.384	20-61	.328	9-14	.643	14	37	51	5.7	15	0	10	38	10	9	125	13.9
24	WALKER, Destinee	9-8	304:48	33.9	38-119	.319	13-54	.241	35-46	.761	14	27	41	4.6	19	1	17	13	3	9	124	13.8
10	GILBERT, Katlyn	9-9	309:27	34.4	44-144	.306	2-15	.133	24-27	.889	4	24	28	3.1	17	0	32	30	3	19	114	12.7
30	VAUGHN, Mikayla	9-9	246:43	27.4	43-71	.606	0-0	.000	14-19	.737	30	30	60	6.7	29	1	19	17	13	13	100	11.1
21	PEOPLES, Anaya	5-2	147:15	29.5	14-46	.304	0-4	.000	13-25	.520	16	22	38	7.6	11	0	4	15	6	12	41	8.2
13	SNIEZEK, Marta	8-8	270:24	33.8	3-24	.125	0-5	.000	5-7	.714	1	23	24	3.0	20	0	44	32	1	18	11	1.4
22	COSGROVE, Danielle	9-0	88:56	9.9	4-27	.148	1-8	.125	2-2	1.000	4	7	11	1.2	13	0	1	10	3	2	11	1.2
20	BENZ, Nicole	5-0	09:59	2.0	2-3	.667	2-2	1.000	0-0	.000	0	2	2	0.4	2	0	0	0	0	1	6	1.2
2	COLE, Kaitlin	9-0	113:47	12.6	2-14	.143	0-2	.000	0-2	.000	7	14	21	2.3	17	0	7	6	1	2	4	0.4
3	MURDOCK, Margaret	5-0	05:37	1.1	0-1	.000	0-1	.000	0-0	.000	0	0	0	0.0	0	0	1	1	0	0	0	0.0
40	KEYES, Kathleen	5-0	05:37	1.1	0-0	.000	0-0	.000	0-0	.000	0	1	1	0.2	0	0	0	1	0	0	0	0.0
5	MURDOCK, Catherine	5-0	05:37	1.1	0-3	.000	0-1	.000	0-0	.000	3	1	4	0.8	1	0	1	3	1	0	0	0.0
Team											38	41	79					6				
<b>Total</b>		<b>9</b>	<b>1825</b>		<b>198-577</b>	<b>.343</b>	<b>38-153</b>	<b>.248</b>	<b>102-142</b>	<b>.718</b>	<b>131</b>	<b>229</b>	<b>360</b>	<b>40.0</b>	<b>144</b>	<b>2</b>	<b>136</b>	<b>172</b>	<b>41</b>	<b>85</b>	<b>536</b>	<b>59.6</b>
<b>Opponents</b>		<b>9</b>	<b>1825</b>		<b>242-594</b>	<b>.407</b>	<b>56-189</b>	<b>.296</b>	<b>101-151</b>	<b>.669</b>	<b>143</b>	<b>266</b>	<b>409</b>	<b>45.4</b>	<b>148</b>	<b>0</b>	<b>145</b>	<b>168</b>	<b>50</b>	<b>90</b>	<b>641</b>	<b>71.2</b>

**Team Statistics**

	ND	OPP
<b>Scoring</b>	<b>536</b>	<b>641</b>
Points per game	59.6	71.2
Scoring margin	-11.7	-
<b>Field goals-att</b>	<b>198-577</b>	<b>242-594</b>
Field goal pct	.343	.407
<b>3 point fg-att</b>	<b>38-153</b>	<b>56-189</b>
3-point FG pct	.248	.296
3-pt FG made per game	4.2	6.2
<b>Free throws-att</b>	<b>102-142</b>	<b>101-151</b>
Free throw pct	.718	.669
F-Throws made per game	11.3	11.2
<b>Rebounds</b>	<b>360</b>	<b>409</b>
Rebounds per game	40.0	45.4
Rebounding margin	-5.4	-
<b>Assists</b>	<b>136</b>	<b>145</b>
Assists per game	15.1	16.1
<b>Turnovers</b>	<b>172</b>	<b>168</b>
Turnovers per game	19.1	18.7
Turnover margin	-0.4	-
Assist/turnover ratio	0.8	0.9
<b>Steals</b>	<b>85</b>	<b>90</b>
Steals per game	9.4	10.0
<b>Blocks</b>	<b>41</b>	<b>50</b>
Blocks per game	4.6	5.6
<b>Winning streak</b>	<b>0</b>	<b>-</b>
Home win streak	0	-
<b>Attendance</b>	<b>39695</b>	<b>13813</b>
Home games-Avg/Game	5-7939	4-3453
Neutral site-Avg/Game	-	0-0

**Team Results**

Date	Opponent	Score	Att.
12/29/2019	Clemson	L 55-71	8569
01/02/2020	at Pittsburgh	W 60-52	1368
01/05/2020	at Syracuse	Lot 63-74	4306
01/09/2020	Boston College	L 65-75	7487
01/12/2020	NC State	L 56-90	7861
01/16/2020	at Duke	L 47-50	3022
01/19/2020	Miami (FL)	W 76-53	8059
01/26/2020	at Virginia	L 60-90	5117
01/30/2020	Louisville	L 54-86	7719





## TV/RADIO ROSTER



**#2 Katie Cole**  
Sr. // G // 5-10  
Toledo, Ohio  
Sylvania Northview



**#3 Maggie Murdock**  
So. // G // 5-8  
Glencoe, Ill.  
New Trier



**#5 Cate Murdock**  
So. // G // 5-8  
Glencoe, Ill.  
New Trier



**#10 Katlyn Gilbert**  
So. // G // 5-10  
Indianapolis, Ind.  
Heritage Christian




**#12 Abby Prohaska**  
So. // G // 5-10  
Libert Township, Ohio  
Lakota West



**#13 Marta Sniezek**  
Sr. // G // 5-8  
McLean, Va.  
Stanford



**#20 Nicole Benz**  
Jr. // G // 5-8  
Valencia, Calif.  
William S. Hart



**#21 Anaya Peoples**  
Fr. // G // 5-10  
Danville, Ill.  
Schlarman



**#22 Danielle Cosgrove**  
So. // F // 6-4  
Holbrook, N.Y.  
Sachem East



**#24 Destinee Walker**  
Gr. // G // 5-10  
Orlando, Fla.  
North Carolina



**#30 Mikky Vaughn**  
Jr. // C // 6-3  
Philadelphia, Penn.  
Paul VI/Friends' Central



**#33 Sam Brunelle**  
Fr. // F // 6-2  
Ruckersville, Va.  
William Monroe



**#40 Katie Keyes**  
Fr. // 5-11 // F  
Ridgewood, N.J.  
Ridgewood



**Muffet McGraw**  
Karen & Kevin Keyes Head Coach  
33rd Season at Notre Dame  
38th Overall as Head Coach



**Carol Owens**  
Associate Head Coach  
11th Season as Associate  
20th Season at Notre Dame



**Beth Cunningham**  
Associate Head Coach  
8th Season



**Michaela Mabrey**  
Assistant Coach  
1st Season