



VIRGINIA

VIRGINIA CAVALIER WOMEN'S BASKETBALL GAME NOTES

2019-20 Schedule/Results

Nov. 5	BUCKNELL ^{ACCNX}	W, 84-60
Nov. 9	at USC	L, 59-49
Nov. 12	at CSUN	W, 72-47
Nov. 16	#13 KENTUCKY ^{ACCNX}	L, 50-47
Nov. 19	at #4 UConn ^{CBSSN}	L, 83-44
Nov. 24	OLD DOMINION ^{ACCNX}	WOT, 56-53
Nov. 30	JAMES MADISON ^{%ACCNX}	W, 55-49
Dec. 1	#11 UCLA ^{%ACCNX}	L, 73-62
Dec. 5	at Rutgers ^{#BTN}	L, 73-63
Dec. 20	vs UNLV [^]	W, 63-55
Dec. 21	vs 15 Mississippi St	L, 72-59
Dec. 29	at Georgia Tech ^{*ACCNX}	L, 61-51
Jan. 2	NORTH CAROLINA ^{*ACCNX}	L, 65-47
Jan. 5	at #9 NC State ^{*RSN}	L, 80-60
Jan. 9	DUKE ^{*ACCN}	W, 66-63
Jan. 12	at Boston College ^{*ACCN}	W, 69-52
Jan. 16	at Wake Forest ^{*ACCNX}	L, 62-56
Jan. 19	VIRGINIA TECH ^{*ACCN}	L, 69-61
Jan. 23	at #5 Louisville ^{*RSN}	L, 71-56
Jan. 26	NOTRE DAME ^{*ACCNX}	2:00 PM
Jan. 30	at North Carolina ^{*ACCNX}	6:00 PM
Feb. 2	SYRACUSE ^{*ACCNX}	2:00 PM
Feb. 6	CLEMSON ^{*ACCNX}	7:00 PM
Feb. 9	at #14 Florida State ^{*ACCN}	12:00 PM
Feb. 13	MIAMI ^{*ACCNX}	7:00 PM
Feb. 20	at Duke ^{*ACCNX}	7:00 PM
Feb. 23	at Virginia Tech ^{*ACCN}	2:00 PM
Feb. 27	PITTSBURGH ^{*ACCNX}	7:00 PM
Mar. 1	#8 NC STATE ^{*RSN}	2:00 PM

ACC Tournament, Greensboro Coliseum

* ACC game

% Cavalier Classic Tournament

ACC/Big Ten Challenge

^ Duel in the Desert (Las Vegas, Nevada)

[CBSSN] - CBS Sports Network

[BTN] - Big Ten Network

[ACCN] - ACC Network

[ACCNX] - ACC Network Extra Streaming

[RSN] - ACC Regional Sports Networks

All Times Eastern

Rankings are Associated Press

Game 20 • Sunday, January 26, 2020 • 2 p.m.

John Paul Jones Arena • Charlottesville, Va.



Virginia Cavaliers (7-12, 2-6 ACC)

vs.

Notre Dame Fighting Irish (7-12, 2-5 ACC)



- Jocelyn Willoughby leads the ACC in scoring, averaging 19.6 points per game. She is currently ranked No. 25 in the nation in scoring
- Willoughby is second in the ACC in free throw percentage (88.3%)
- With her six rebounds against Virginia Tech, Willoughby moved into the top-10 rebounders in program history. Willoughby needs eight rebounds to move into a tie for ninth place with Sarah Imovbioh (2013-15) on the career rebounding list
- Willoughby, who had 11 rebounds against Louisville for her seventh double-double of the year, currently ranks 11th in the ACC in rebounding this season at 7.9 per game
- Willoughby is averaging a league-high 37.19 minutes per game, ranking 17th in the country. She has started every game of her career. Her freshman and sophomore seasons, she averaged just under 30 minutes a game. Last season, she averaged 33.8 minutes of playing time per game
- Shemera Williams had a season-high eight rebounds against Virginia Tech. It was the first time this season that Williams led the team in rebounding. Williams followed that performance by scoring a season-high 20 points at Louisville. It was the second time this season she led the Cavaliers in scoring in a game
- All 20 of Williams' points came in the second half. She scored eight points in the third quarter and 12 in the fourth. She scored those 20 points in just 22 minutes on the court
- Freshman Carole Miller scored eight points in Thursday's game, all in the first quarter. It was her highest tally in a game since scoring 10 at CSUN on Nov. 12
- Dominique Toussaint has passed Heidi Burge to move up to No. 23 on the Virginia career points list. Toussaint has 1,192 points in her career and has averaged 10.5 points per game in her career
- Virginia has played the toughest schedule in the nation this season. Of the teams currently in the top-10 of the AP poll, Virginia has played five of them (No. 3 UConn, No. 5 Louisville, No. 8 NC State, No. 9 Mississippi State, No. 10 UCLA). Kentucky, another non-conference opponent, currently ranks No. 12. Virginia's past opponents have a combined record of 253-84 (.751 win percentage). Virginia is No. 33 in the most-recent RPI rankings

Last Game Starting Lineup

G	1	Carole Miller	Fr.	4.6 ppg	4.1 rpg	14 ast/ 15 stls
• Scored the go-ahead layup vs Duke						
G	4	Dominique Toussaint	Sr.	9.8 ppg	3.6 rpg	57 ast/ 16 stls
• Five straight double-digit scoring games						
G	13	Jocelyn Willoughby	Sr.	19.5 ppg	7.7 rpg	37 ast / 28 stls
• Leads the ACC in scoring, 13th in rebounding						
F	14	Lisa Jablonowski	Sr.	7.7 ppg	5.0 rpg	27 ast/ 27 stl
• Had a season-high 11 rebounds at Wake Forest on Thursday						
G	23	Amandine Toi	R-Fr.	3.5 ppg	1.3 rpg	27 ast / 4 stls
• Scored 12 points against Virginia Tech						

QUICK FACTS
THE UNIVERSITY OF VIRGINIA

Name.....The University of Virginia
 Founded.....by Thomas Jefferson in 1819
 Nicknames.....Cavaliers, Wahoos, 'Hoos
 Location.....Charlottesville, Va.
 Enrollment.....23,883 (16,673 undergraduate)
 President.....James E Ryan (Yale '88)
 Athletics Director.....Carla Williams (Georgia '89)
 Conference.....Atlantic Coast Conference (ACC)
 Colors.....Orange and Blue
 Official Athletics Websites.....VirginiaSports.com
VirginiaSportsTV.com
 University Website.....virginia.edu

WOMEN'S BASKETBALL INFORMATION

First Season of Basketball.....1973-74
 All-Time Record.....934-486 (47th year)
 All-Time Home Record.....463-218
 John Paul Jones Arena.....161-64 (14th season)
 University Hall.....302-149
 All-Time ACC Record.....366-239 (43rd Season)
 Home Facility.....John Paul Jones Arena (14,593)
 Press Row Phone Number.....434-962-0579
 NCAA Tournament Appearances/Last.....25/2018
 NCAA Tournament Record.....34-25
 WNIT Tournament Appearances/Last.....5/2017
 WNIT Tournament Record.....14-9
 2018-19 Record.....12-19
 ACC Record/Finish.....5-11/12th
 Letterwinners Returning/Lost.....3/6
 Starters Returning/Lost.....3/2
 Newcomers.....7

COACHING & SUPPORT STAFF

Head Coach.....Tina Thompson
 Career Record.....19-31
 Virginia Record.....19-31
 Associate Head Coach.....Karleen Thompson
 Assistant Coaches.....Walter Pitts
 Monica Wright
 Director of Women's Basketball Operations: ...Anna Cho
 Assistant Director of WBB Operations:.....Jimmy Yu
 Community Relations & Communications.....Fran Harris
 Director of Scouting & Video Services.....Breyana Mason
 Director of Multimedia & Content.....Stephanie Soh
 Athletic Trainer.....Brittanie Vaughn
 Strength & Conditioning Coach.....Jeremy Goldenr
 Equipment Manager.....Matt Althoff

INTERVIEW POLICY

All interview requests for Virginia women's basketball must be made through Melissa Dudek (mmd5g@virginia.edu) in the Virginia Athletics Media Relations Office. Players' individual phone numbers will not be given to the media at any time. Game day interviews will not be granted until the postgame press conference opportunity. Please give a minimum of 24 hours notice for all interview requests.

THURSDAY AT LOUISVILLE

- Virginia suffered a 71-56 loss at No. 5 Louisville on Thursday night
- Louisville led by 20 points in the first half, but the Cavaliers narrowed the gap to 10 in the third quarter. The Cardinals built their lead back up to 20 in the fourth quarter and held on for a 15-point victory to remain perfect in conference play.
- Shemera Williams scored a season-high 20 points, all of which came in the second half. It was the first 20-point game of her career
- Jocelyn Willoughby had her seventh double-double of the season with 17 points and 11 rebounds
- Dena Evans led Louisville with 21 points
- Virginia shot 36.2 percent (21-of-58) while Louisville shot 43.9 percent (25-of-57)
- Louisville held a 40-33 edge in rebounding

SCOUTING NOTRE DAME

- Notre Dame is coming off a bye on Thursday. Last Sunday, they downed Miami, 76-53. Freshman Sam Brunelle shot lights out in the second half, where she scored 20 points on 9-for-11 shooting, ultimately finishing with a game-high 25 points. Destinee Walker joined Brunelle in the 20+ point club by pouring in 21 of her own. Furthermore, the duo went a combined 7-of-10 from three-point range, tying the team high for made three-pointers this season
- The Irish scored 20 straight points in the third quarter, marking their longest run of the season
- Notre Dame, the runners-up in the 2019 NCAA Women's Basketball tournament, was ranked No. 16 in the preseason poll, but dropped out of the top-25 on Nov. 18. It ended a run of 12 years of being ranked in the top-25, a streak of 234 consecutive weeks being ranked
- The Irish said goodbye to its entire starting five from last season: Arike Ogunbowale, Jackie Young, Marina Mabrey, Jessica Shepard and Brianna Turner – as the five went down as the most prolific scoring group in NCAA Division I history. The ND quintet amassed a total of 10,230 points, becoming the first starting five to ever accumulate 10,000 points or more
- Notre Dame is 9-2 all-time against Virginia and 7-0 in ACC games
- Virginia's last win in the series was a 79-59 victory in Charlottesville on January 4, 1988

2019-20 UVA SEASON BULLET HIGHLIGHTS

- Jocelyn Willoughby scored 31 points in the season-opening victory over Bucknell. It was the first 30-point game by a Cavalier since Monica Wright did so in March of 2010
- Kylie Kornegay-Lucas scored 31 points in the 56-53 overtime victory over Old Dominion. It is tied for the second-most points by a freshman in a game in the NCAA this season
- Willoughby and Kornegay-Lucas's 31-point games are tied for second-most points in a game this season by an ACC player
- Amandine Toi, who missed the last two years due to injury, was in the starting lineup in her collegiate debut, scoring 11 points in the win over Bucknell
- Shemera Williams missed the first eight games of the season with a leg injury, but made the most of her delayed debut, posting back-to-back double-digit scoring efforts in her first two games, scoring 14 points against Rutgers (Dec. 5) and 13 at UNLV (Dec. 20)
- Willoughby was named to the Duel in the Desert All-Tournament team after scoring 38 points with 16 rebounds in the two games against UNLV and No. 15 Mississippi State
- Shemera Williams grabbed nine steals in UVA's 66-63 victory over Duke, the most steals in a game by an ACC player this season. Toussaint and Willoughby combined to scored 39 points in a game in which the Cavaliers trailed by eight points with less than four minutes remaining

2019-20 UVA SEASON BULLET HIGHLIGHTS (CONT)

- The Cavaliers followed up the Duke win with a 17-point road win at Boston College, holding the high-scoring Eagles to 26.5 points below their season average
- The Cavaliers added Tihana Stojsavljevic, a 6-3 forward from Zagreb, Croatia to the roster. She joined the team after Christmas and appeared in the ACC opener at Georgia Tech. Stojsavljevic graduated from Texas Tech earlier this month with a BA in political science and as a grad transfer, she will be immediately eligible to play. She will also have another year of eligibility remaining after this season. She was ranked a three-star recruit by Blue Star Europe coming out of high school. She played her freshman season at Maine, appearing in 19 games for the Black Bears. She transferred to Texas Tech for her sophomore year. After sitting out the 2017-18 season, she played in 10 games last year for the Lady Raiders
- The Cavaliers played the toughest schedule in the nation during non-conference play and still holds the No. 1 on the NCAA's toughest schedule rankings. Virginia also had an RPI of 20 heading into ACC play

WATCH LISTS

- Jocelyn Willoughby is on the watch list for two national honors, both of which are named after Ann Meyers Drysdale
- She is one of 35 players on the watch list for the USBWA Ann Meyers Drysdale National Player of the Year honor
- She is one of 20 players named to the preseason watch list for the Naismith Memorial Basketball Hall of Fame and WBCA Ann Meyers Drysdale award which honors the top shooting guard in the nation

CONFERENCE WEEKLY HONORS

- The Cavaliers swept the weekly honors after their wins over Duke and at BC, with Jocelyn Willoughby being named the ACC Player of the Week and Shemera Williams the Freshman of the Week on January 13
- Willoughby, the ACC's leading scorer, averaged 23.5 points and 4.5 rebounds per game to lead Virginia to wins against Duke and Boston College. Against the Blue Devils, she scored a team-high 24 points and helped the Cavaliers erase an eight-point deficit in the final three-and-a-half minutes of the game. At Boston College, she made a season-high 10 field goals, while also contributing to a defensive effort that limited the ACC's highest scoring team to just 52 points. She ended the contest with 23 points and eight rebounds
- Williams scored nine points and added nine steals in Virginia's win over Duke. Her nine steals are the most in a single game by an ACC player this season and just one shy of matching the program record for steals in a single game. Against the Eagles, she tallied a career-high 17 points and was 6-of-9 from the field and 4-of-5 from the free throw line. For the week, she averaged 13.0 points and 5.0 steals per game, while connecting on 9-of-18 shots from the floor
- Kylie Kornegay-Lucas was named the ACC Freshman of the Week on Nov. 25. She carried Virginia to a 56-53 overtime victory against Old Dominion, logging her first career double-double with 31 points and 12 rebounds. In addition to making 10 of Virginia's 19 field goals and going 10-of-11 from the free throw line, she also stole an inbounds pass with 3.0 seconds remaining in overtime of a then two-point game to wrap up the victory for the Cavaliers. It was only the second 30-point game by a Cavalier player since March of 2010. This was the first ACC Freshman of the Week honor for a Cavalier since Dominique Toussaint earned the accolade on Feb. 6, 2017
- Jocelyn Willoughby was named the ACC Player of the Week on Nov. 11
- Willoughby dominated in the Cavaliers' season-opening game against Bucknell, scoring 31 points, the first 30-point game for a Cavalier since 2010. Willoughby also led the team in rebounding, grabbing 11 boards for her 15th career double-double. After being heavily defended in the first half of Saturday's game at USC, she managed to overcome the attention and score 10 second-half points to average 20.5 points per game in the first two games of the season.
- This was the first ACC Player of the Week honor for a Cavalier since Faith Randolph earned the accolade on Dec. 28, 2015. This is the second weekly conference honor that Willoughby has earned in her career as she was voted the ACC Rookie of the Week on Jan. 20, 2017

PRESEASON ALL-ACC AND POLLS
Blue Ribbon Panel Preseason All-ACC Team

Kobi Thornton, Clemson
 Haley Gorecki, Duke
 Nicki Ekhomu, Florida State
 Kiah Gillespie, Florida State
 Dana Evans, Louisville
 Elizabeth Balogun, Louisville
 Beatrice Mompremier, Miami (FL)
 Elissa Cunane, NC State
 Janelle Bailey, North Carolina
Jocelyn Willoughby, Virginia

Blue Ribbon Panel Predicted Order of Finish (49 voters)

Louisville (34, first-place votes) - 713
 NC State (8, first-place votes) - 637
 Florida State (3, first-place votes) - 623
 Notre Dame (4, first-place votes) - 580
 Miami - 578
 Syracuse - 497
 Duke - 432
 Clemson - 353
 North Carolina - 343
 Virginia Tech - 291
 Virginia - 229
 Georgia Tech - 225
 Boston College - 168
 Pittsburgh - 122
 Wake Forest - 89

Head Coaches & Blue Ribbon Panel Preseason Player of the Year

Beatrice Mompremier, Miami

Head Coaches Preseason All-ACC Team

Kobi Thornton, Clemson
 Haley Gorecki, Duke
 Nicki Ekhomu, Florida State
 Kiah Gillespie, Florida State
 Elizabeth Balogun, Louisville
 Beatrice Mompremier, Miami
 Elissa Cunane, NC State
 Aislinn Konig, NC State
 Janelle Bailey, North Carolina
Jocelyn Willoughby, Virginia

Head Coaches Predicted Order of Finish

Louisville (13, first-place votes) - 223
 NC State (2, first-place votes) - 201
 Florida State - 190
 Miami - 185
 Notre Dame - 159
 Syracuse - 150
 Duke - 143
 Clemson - 105
 North Carolina - 92
 Virginia Tech - 91
 Georgia Tech - 70
 Virginia - 67
 Boston College - 58
 Pittsburgh - 41
 Wake Forest - 25



**HEAD COACH
TINA THOMPSON
QUICK FACTS**

- Second season at Virginia; second season as a head coach
- Spent three seasons on coaching staff at Texas, elevated to associate head coach in her third season
- Inducted into the Naismith Hall of Fame on Sept. 7, 2018
- Enshrined in the Women's Basketball Hall of Fame on June 9, 2018
- Olympic Gold Medalist in Athens in 2004 and 2008 in Beijing. Also won a gold at the 1998 World Cup in Germany and a bronze in 2006 in Brazil
- 4× WNBA champion (1997-2000)
- 9× WNBA All-Star (1999-2003, 2006, 2007, 2009, 2013)
- WNBA All-Star Game MVP (2000)
- 3× All-WNBA First Team (1997, 1998, 2004)
- 4× All-WNBA Second Team (1999-2002)
- First player selected in the first WNBA Draft (1997) by the Houston Comets
- First WNBA player to have 7,000 points and 3,000 rebounds
- Was the WNBA's all-time leading scorer at the time of her retirement (2013) with 7,488 points in 496 games played (15.1 ppg)
- She finished her collegiate career ranked fifth on Southern California's career lists in scoring (2,248 points) and (1,168 rebounds)

OVERVIEW OF THE HOOS

- The Cavaliers return three senior starters from last season's team, including two 1,000-point scorers: Jocelyn Willoughby and Dominique Toussaint. Willoughby and Toussaint, who have started nearly every game in the last three seasons, were members of the ACC All-Freshman team their first year, with Toussaint being named an All-ACC honorable mention her sophomore season. The duo helped lead the team to the NCAA Tournament as sophomores in 2018
- Willoughby led the team in both scoring (14.8 ppg) and rebounding (8.3 rpg) last year, the first Cavalier to do so since Monica Wright in 2010 and finished the year ranked seventh in the ACC in rebounding
- Willoughby was selected to the preseason All-ACC team by both the Blue Ribbon Panel and by the league's coaches. She is the first Virginia player to be voted to a preseason All-Conference team since Faith Randolph in 2015
- Toussaint was second on the team in scoring, averaging 11.1 points per game and led the squad with 104 assists. She had 19 double-digit scoring games, including scoring 19 points against Mississippi State
- Forward Lisa Jablonowski (Ernstler, Luxembourg) rounds out the returners. She appeared in all 31 games last year, starting the final 26. She was second on the team in rebounding, averaging 6.3 per game and contributed 7.2 points per game
- Senior center Felicia Aiyetan, who at 6-9 was the tallest player in the nation each of the last two years, has had her playing career come to an end due to a medical condition. Aiyetan was named to the ACC All-Defensive team as a sophomore after leading the conference in blocked shots. She finishes her career ranked third in program history with 140 blocked shots. She is still a member of the team and sits on the bench for games, but will not play

NEW FACES

- This year's team features Tina Thompson's first recruiting class, many of whom will see significant playing time during the season. It will also be the first opportunity for Purdue transfer Dani Lawson to see playing time. Lawson was Thompson's first signee, arriving last July (2018), but sat out last season. She also missed the second half of her freshman year at Purdue, recovering from an injury. When she takes the court, it will be her first official appearance in a game since Nov. 25, 2017
- Redshirt freshman guard Amandine Toi will also be making her delayed debut. She missed the 2017-18 season after injuring her knee the week before the season opener. Last year, she injured the other knee right before the season began and had to sit out that season. The lightning-fast guard was a member of the French U16, U18 and U19 junior national teams. She is a red-shirt freshman on the court, but is a third-year student at the University
- All of the freshmen are expected to see significant playing time this season. Guard Dylan Horton (Los Angeles, Calif.) led Redondo Union to a 2018 Division 2 state championship and three-consecutive Bay League champion-

ships. Virginian Carole Miller (Alexandria, Va.), another guard, helped lead Edison High to back-to-back Class 5 Virginia state championship games, averaging 20 points and nine rebounds her senior season. Guard Kylie Kornegay-Lucas (Camden, Del.) played at New Hope Academy her senior season where she was a member of the team that won the 2019 Geico High School National Championship. Forward Meg Jefferson is a 6-3 forward from Sydney, Australia where she played for the New South Wales U18 and U20 teams

- Freshman Shemera Williams (Milwaukee, Wisc.) was recovering from an injury to her lower leg and missed the first eight games of the season. Williams led the nation in scoring her junior year of high school and amassed 3,120 points in her prep career

WNBA TIES

- The Virginia coaching staff has quite the WNBA flair. In addition to Tina Thompson, associate head coach Karleen Thompson (no relation) is a coaching veteran in the WNBA with the Houston Comets, Los Angeles Sparks and most recently with the Atlanta Dream. Assistant coach Monica Wright played for the Minnesota Lynx and the Seattle Storm. In her final season, she was the WNBA Player Association Secretary-Treasurer. Strength & Conditioning coach Jeremy Golden was the head strength coach for the LA Sparks
- WNBA Titles: Tina Thompson, 4 (Houston Comets, 1997-00), Monica Wright, 2 (Minnesota 2011, 2013), Karleen Thompson, 2 (LA Sparks 2001-02)
- Karleen Thompson joined the coaching staff of the Houston Comets in 2005, serving as an assistant coach for two seasons before being promoted to head coach and acting general manager from 2007-08. Before coaching with the Comets, Karleen Thompson spent eight years in the Los Angeles Sparks organization. She joined the Sparks in 1997. In 2004, she served as interim co-head coach following the mid-season departure of Michael Cooper to join the staff of the Denver Nuggets of the NBA. Karleen Thompson helped the Sparks to WNBA titles in 2001 and 2002

VIRGINIA ALL-TIME SCORING LEADERS

1.	Monica Wright	2007-10	2540
2.	Dawn Staley	1989-92	2135
3.	Heather Burge	1990-93	2058
4.	Wendy Palmer	1993-96	1918
5.	Lyndra Littles	2005-09	1876
6.	Tammi Reiss	1989-92	1842
7.	Tora Suber	1994-97	1767
8.	Cathy Grimes	1982-85	1745
9.	Donna Holt	1985-88	1634
10.	Tonya Cardoza	1987-91	1622
11.	DeMya Walker	1996-99	1583
12.	Daphne Hawkins	1984-88	1538
13.	Brandi Teamer	2002-05	1520
14.	Jocelyn Willoughby	2017-	1470
15.	Nancy Mayer	1984-87	1466
16.	Ataira Franklin	2011-14	1406
17.	Melissa Mahony	1979-82	1400
18.	Faith Randolph	2013-16	1346
19.	Telisha Quarles	1999-02	1323
20.	Val Ackerman	1978-81	1316
21.	Monick Foote	1995-99	1315
22.	Ariana Moorer	2009-12	1297
23.	Dominique Toussaint	2017-	1192
24.	Heidi Burge	1990-93	1191
25.	Sharnee Zoll	2005-08	1169
26.	Dena Evans	1990-93	1138
27.	LaTonya Blue	2002-05	1122
28.	Breyana Mason	2014-17	1080
29.	Aliyah Huland El	2015-18	1076
30.	Schuye LaRue	2000-01	1070
31.	Siedah Williams	2004-07	1053
32.	Lauren Moses	2015-18	1047
33.	Svetlana Volnaya	1999-01	1034
34.	Sarah Imovbioh	2013-15	1028
35.	Chelsea Shine	2009-12	1023
36.	Jenny Boucek	1993-96	1003

VIRGINIA ALL-TIME LEADING REBOUNDERS

1.	Wendy Palmer	1993-96	1221
2.	Heather Burge	1990-93	955
3.	DeMya Walker	1996-99	932
	Cathy Grimes	1982-85	932
5.	Lyndra Littles	2005-09	881
6.	Heidi Burge	1990-93	853
7.	Dawn Bryant	1986-89	827
8.	Brandi Teamer	2002-05	805
9.	Sarah Imovbioh	2013-15	793
10.	Jocelyn Willoughby	2017-	785
11.	Dawn Staley	1990-92	772

NUMERICAL

NO.	NAME	POS.	HT.	CLASS	HOMETOWN / PREVIOUS SCHOOL
0	Dylan Horton	Guard	5-9	Fr.	Los Angeles, Calif./Redondo Union
1	Carole Miller	Guard	6-0	Fr.	Alexandria, Va./Edison High
4	Dominique Toussaint	Guard	5-9	Sr.	Staten Island, N.Y./Christ the King
5	Tihana Stojisavljevic	Forward	6-3	Jr.	Zagreb, Croatia/Texas Tech
10	Shemera Williams	Guard	5-8	Fr.	Milwaukee, Wisc./Milwaukee Academy of Science
12	Meg Jefferson	Forward	6-3	Fr.	Sydney, Australia/Saint Columbia's Catholic College
13	Jocelyn Willoughby	G/F	6-0	Sr.	East Orange, N.J./Newark Academy
14	Lisa Jablonowski	Forward	6-3	Sr.	Ernster, Luxemboug/Lycee de Garcons
15	Kylie Kornegay-Lucas	Guard	5-10	Fr.	Camden, Del./New Hope Academy (Md.)
21	Dani Lawson	Forward	6-2	So.	Cleveland, Ohio/Hathaway Brown High/Purdue
23	Amandine Toi	Guard	5-11	R-Fr.	Paris, France / INSEP Academy
30	Felicia Aiyeotan	Center	6-9	Sr.	Lagos, Nigeria/Blair Academy (N.J.)

ALPHABETICAL

NO.	NAME	POS.	HT.	CLASS	HOMETOWN / PREVIOUS SCHOOL
30	Felicia Aiyeotan	Center	6-9	Sr.	Lagos, Nigeria/Blair Academy (N.J.)
0	Dylan Horton	Guard	5-9	Fr.	Los Angeles, Calif./Redondo Union
14	Lisa Jablonowski	Forward	6-3	Sr.	Ernster, Luxemboug/Lycee de Garcons
12	Meg Jefferson	Forward	6-3	Fr.	Sydney, Australia/Saint Columbia's Catholic College
15	Kylie Kornegay-Lucas	Guard	5-10	Fr.	Camden, Del./New Hope Academy (Md.)
21	Dani Lawson	Forward	6-2	So.	Cleveland, Ohio/Hathaway Brown High/Purdue
1	Carole Miller	Guard	6-0	Fr.	Alexandria, Va./Edison High
5	Tihana Stojisavljevic	Forward	6-3	Jr.	Zagreb, Croatia/Texas Tech
23	Amandine Toi	Guard	5-11	R-Fr.	Paris, France / INSEP Academy
4	Dominique Toussaint	Guard	5-9	Sr.	Staten Island, N.Y./Christ the King
10	Shemera Williams	Guard	5-8	Fr.	Milwaukee, Wisc./Milwaukee Academy of Science
13	Jocelyn Willoughby	G/F	6-0	Sr.	East Orange, N.J./Newark Academy

HEAD COACH: Tina Thompson (Southern California '97), 2nd Year

ASSOCIATE HEAD COACH: Karleen Thompson (Southern California '97), 2nd year

ASSISTANT COACH: Walter Pitts (Alabama '08), 1st year

ASSISTANT COACH: Monica Wright (Virginia '10), 1st year

PRONUNCIATION GUIDE

Felicia Aiyeotan	eye-OH-tahn
Lisa Jablonowski	LEE-zuh yahb-LOH-now-SKI
Kylie Kornegay-Lucas	core-NEH-gay
Amandine Toi	ah-MAH-deen TWAH
Tihana Stojisavljevic	Tee-hana STOY-sav-LEV-itch
Dominique Toussaint	too-SAWnt
Shemera Williams	sheh-MEER-uh

0 DYLAN HORTON



5-9 • Freshman • Guard • Los Angeles, Calif. • Redondo Union

2019-20

- Was in the starting lineup for her first collegiate game, playing 12 minutes against Bucknell, scoring four points (11/5)

HIGH SCHOOL/CLUB

- Helped lead Redondo Union to the 2018 Division 2 state championship and three-consecutive Bay League championships
- 2019 Bay League co-MVP, All-CIF Open Division First Team and Daily Breeze First Team
- 2018 All-Bay League Second Team and Daily Breeze Second Team
- As a junior, she was named one of the top-30 players in the state of California
- Four-time scholar-athlete honoree
- Averaged 16 points, four assists and four rebounds per game her senior season, earning All-CIF honors

SINGLE GAME BESTS

POINTS

Season: 6 at UConn (11/19)

REBOUNDS

Season: 3 (2x)

FG MADE

Season:

FG ATTEMPTS

Season: 7 at USC (11/9)

FG PERCENTAGE

Season:

FT MADE

Season:

FT ATTEMPTS

Season:

ASSISTS

Season:

BLOCKS

Season:

STEALS

Season:

Double Doubles:

Season:

2019-20 GAME-BY-GAME:

Opponent	GS	FG-FGA	3FG-3FGA	FT-FTA	Off-Def	Total Reb	PF	Points	A	TO	Blk	Stl	Min
BUCKNELL	*	1-3	1-1	1-2	0-2	2	2	4	1	1	0	1	12
at USC		2-7	1-4	0-0	1-2	3	0	5	0	1	0	0	13
at CSUN		0-4	0-3	2-2	0-1	1	2	2	1	0	0	0	15
UK		1-2	1-2	0-0	0-0	0	0	3	0	0	0	0	9
at UConn		2-5	2-4	0-0	0-1	1	1	6	1	2	0	0	10
ODU		0-0	0-0	0-0	0-1	1	0	0	0	0	0	0	3
JMU		0-2	0-2	1-2	0-0	0	0	1	0	0	0	1	6
UCLA		0-2	0-1	0-0	0-0	0	0	0	0	0	0	0	2
at Rutgers		0-2	0-1	0-0	0-0	0	0	0	0	1	0	0	3
vs UNLV		0-2	0-2	0-0	0-0	0	2	0	0	0	0	0	11
vs MST		DNP											
at GT		DNP											
UNC		0-3	0-1	0-0	1-2	3	0	0	0	0	0	0	4
at NC St		DNP											
DUKE		0-0	0-0	0-0	0-1	1	0	0	0	0	0	0	1
at BC		DNP											
at Wake		DNP											
VT		0-1	0-0	0-0	0-0	0	0	0	0	0	0	0	2
at Lvlle		DNP											
UND													
at UNC													
SYRACUSE													
CLEMSON													
at FSU													
MIAMI													
at Duke													
at VT													
PITT													
NC STATE													

VIRGINIA CAREER STATISTICS

Year	G-GS	Min/Avg	FG-FGA	Pct.	3FG-A	Pct.	FT-FTA	Pct.	O-D	T	Avg.	Pf-DQ	Ast	TO	Blk	St	Pts	Avg
19-20	13-1	91/7.0	6-33	.182	5-21	.238	4-6	.667	2-10	12	0.9	7-0	3	5	0	2	21	1.6

14 LISA JABLONOWSKI



6-3 • Senior • Forward • Ernster, Luxembourg • Lycee des Garcons

AT VIRGINIA

2019-20

- Opened the season with a 16-point performance against Bucknell (11/5), going 7-of-8 from the field
- Went 5-of-7 from the field to score 10 points while also dishing four assists and grabbing eight rebounds in the ACC opener at Georgia Tech (12/29)
- Had a string of four-straight games in which she scored double-digit points (UNLV, Mississippi State, Georgia Tech, North Carolina)
- Grabbed a season-high 11 rebounds while scoring nine points at Wake Forest (1/16)

2018-19

- Appeared in all 31 games, starting the final 26
- Second on the team in rebounding, averaging 6.3 per game. Averaged 7.2 points per game
- Scored seven points with five rebounds at ODU (11/18)
- Scored a career-high 13 points (on 6-of-9 shooting) with nine rebounds (including seven O-boards) against Saint Louis in her first start of the season
- Had her first double-digit rebounding game against American, grabbing 13 rebounds (12/5)
- Had her first career double-double vs Radford, leading the team with 11 points and 11 rebounds (12/8)
- Scored 17 points on 5-of-7 shooting, going 7-of-10 from the free throw line in the win over Charlotte (12/30)
- Scored 10 points on 5-of-7 shooting at Syracuse, also grabbing eight rebounds (1/31)
- Scored 13 points on 6-of-10 shooting against Louisville, playing the full 40 minutes (2/21)

2019-20 GAME-BY-GAME:

Opponent	GS	FG-FGA	3FG-3FGA	FT-FTA	Off-Def	Total Reb	PF	Points	A	TO	Blk	Stl	Min
BUCKNELL	*	7-8	0-1	2-2	2-3	5	1	16	1	0	0	1	32
at USC	*	6-13	0-1	1-1	5-4	9	3	13	1	2	0	3	35
at CSUN	*	3-8	1-2	0-0	2-0	2	1	7	0	3	0	2	30
UK	*	0-3	0-0	6-8	2-3	5	5	6	1	3	1	3	36
at UConn	*	2-6	1-1	2-4	4-3	7	3	7	1	3	0	0	27
ODU	*	1-7	0-3	2-2	1-2	3	2	4	1	2	1	1	45
JMU	*	4-6	1-1	0-0	2-6	8	0	9	2	1	0	3	39
UCLA	*	3-4	1-1	2-2	2-0	2	3	9	1	1	0	0	40
at Rutgers	*	1-4	1-2	0-0	2-4	6	5	3	0	2	0	1	32
at UNLV	*	3-10	0-1	4-6	4-3	7	3	10	2	1	0	2	28
vs Miss St	*	3-4	0-0	4-4	1-2	3	1	10	0	3	1	0	35
at GT	*	5-7	0-1	0-1	3-5	8	2	10	4	1	0	2	37
UNC	*	6-11	0-0	0-0	4-0	4	1	12	1	1	0	3	36
at NC St	*	1-3	0-1	0-0	0-3	3	2	2	0	1	0	3	36
DUKE	*	1-2	0-0	0-0	1-0	1	3	2	2	1	0	0	11
at BC	*	3-10	0-1	0-0	4-3	7	3	6	2	0	0	0	32
at Wake	*	4-10	0-0	1-2	4-7	11	1	9	2	1	1	0	32
VT	*	3-7	0-1	2-2	2-0	2	5	8	4	4	0	1	35
at Lville	*	2-5	0-1	0-0	1-1	2	0	4	2	0	0	2	25
UND													
at UNC													
SYRACUSE													
CLEMSON													
at FSU													
MIAMI													
at Duke													
at VT													
PITT													
NC STATE													

SINGLE GAME BESTS

POINTS

Season: 16 vs Bucknell (11/5)
Career: 17 (2x) last at Notre Dame (3/3/19)

REBOUNDS

Season: 11 at Wake Forest (1/16)
Career: 13 vs American (12/5/18)

FG MADE

Season: 7 vs Bucknell (11/9)
Career: 8 at Notre Dame (3/3/19)

FG ATTEMPTS

Season: 13 at USC (11/9)
Career: 13 at USC (11/9/19)

FG PERCENTAGE

Season: 7-8 (.875) vs Bucknell (11/5)
Career: 7-8 (.875) vs Bucknell (11/5/19)

3 PT FG MADE

Season:
Career:

3 PT FG ATTEMPTS

Season:
Career: 2

FT MADE

Season:
Career: 7 vs Charlotte (12/30/18)

FT ATTEMPTS

Season:
Career: 10 vs Charlotte (12/30/18)

ASSISTS

Season: 4 (2x)
Career: 5 vs North Carolina (1/25/18)

BLOCKS

Season:
Career: 4 vs Louisville (2/21/19)

STEALS

Season: 3, several
Career: 4 at Louisville (1/17/19)

DOUBLE DOUBLE

Season:
Career: 2 last at Notre Dame (3/3/19)

VIRGINIA CAREER STATISTICS

Year	G-GS	Min/Avg	FG-FGA	Pct.	3FG-A	Pct.	FT-FTA	Pct.	O-D	T	Avg.	Pf-DQ	Ast	TO	Blk	St	Pts	Avg
2016-17	32-9	521/16.3	34-80	.425	4-15	.267	6-17	.353	45-38	83	2.6	27-0	22	29	8	30	78	2.4
2017-18	33-2	582/17.6	32-75	.427	3-18	.167	8-16	.500	34-63	97	2.9	31-0	39	30	6	20	75	2.3
2018-19	31-26	970/31.3	90-184	.489	2-20	.100	41-61	.672	92-102	194	6.3	53-0	38	40	24	34	223	7.2
2019-20	19-19	623/32.8	58-128	.453	5-18	.278	26-34	.765	46-49	95	5.0	44-3	27	30	4	27	147	7.7
TOTAL	115-56	2696/23.4	214-467	.458	14-71	.197	81-128	.633	217-252	469	4.1	155-3	126	129	42	111	523	4.5

12 MEG JEFFERSON



6-3 • Freshman • Forward • Sydney, Australia • Saint Columbia's Catholic College

2019-20

- Made her collegiate debut against Bucknell, scoring six points with two rebounds in 18 minutes (11/5)

BACKGROUND

- Named the 2018 Sportswoman of the Year at Saint Columa's Catholic College
- At the club level, Jefferson helped her teams to the New South Wales state championships in 2015 and 2017 with a runner-up finish in 2016
- Named to the 2019 New South Wales U-20 team
- Played for the New South Wales U-18 team in the Australian national championships, averaging 15 points per game and added seven rebounds, finishing as the fifth leading scorer in the tournament

SINGLE GAME BESTS

POINTS

Season: 6 vs Bucknell (11/5)

REBOUNDS

Season: 5 vs ODU (11/24)

FG MADE

Season:

FG ATTEMPTS

Season:

FG PERCENTAGE

Season:

FT MADE

Season:

FT ATTEMPTS

Season:

ASSISTS

Season:

BLOCKS

Season:

STEALS

Season:

Double Doubles:

Season:

2019-20 GAME-BY-GAME:

Opponent	GS	FG-FGA	3FG-3FGA	FT-FTA	Off-Def	Total Reb	PF	Points	A	TO	Blk	Stl	Min
BUCKNELL	2-4	0-0	2-2	1-1	2	4	6	1	0	0	0	0	18
at USC	0-1	0-0	0-0	1-1	2	1	0	0	0	0	0	1	6
at CSUN	1-1	0-0	0-0	1-0	1	0	2	0	2	0	0	0	10
UK	0-0	0-0	0-0	0-0	0	0	0	0	1	0	0	0	4
at UConn	0-1	0-0	0-0	1-1	2	0	0	0	1	0	0	0	4
ODU	0-1	0-0	0-0	2-3	5	0	0	0	2	0	0	0	5
JMU	0-0	0-0	0-0	0-0	0	0	0	0	1	0	0	0	2
UCLA	DNP												
at Rutgers	DNP												
at UNLV	0-0	0-0	0-0	1-0	1	1	0	0	2	0	0	0	4
vs Miss St	DNP												
at GT	DNP												
UNC	DNP												
at NC St	0-0	0-0	0-0	0-0	0	0	0	0	0	0	0	0	1
DUKE	INJ												
at BC	DNP												
at Wake	DNP												
VT	DNP												
at Lville	DNP												
UND													
at UNC													
SYRACUSE													
CLEMSON													
at FSU													
MIAMI													
at Duke													
at VT													
PITT													
NC STATE													

VIRGINIA CAREER STATISTICS

Year	G-GS	Min/Avg	FG-FGA	Pct.	3FG-A	Pct.	FT-FTA	Pct.	O-D	T	Avg.	Pf-DQ	Ast	TO	Blk	St	Pts	Avg
2019-20	9-0	54/6.0	3-8	.375	0-0	.000	2-2	1.000	7-6	13	1.4	6-0	1	9	0	1	8	0.9

15 KYLIE KORNEGAY-LUCAS



5-10 • Freshman • Guard • Camden, Del. • New Hope Academy (Md.)

2019-20

- Made her collegiate debut against Bucknell, scoring 7 points with 4 assists in 27 minutes (11/5)
- Grabbed 8 rebounds in 15 minutes of play at USC (11/9)
- Had a break-out game, scoring 31 points with 12 rebounds in the overtime victory over Old Dominion. Went 10-of-18 from the field and 10-of-11 from the free throw line to post the Cavaliers' second 30-point game of the year

BACKGROUND

- Played at New Hope Academy her senior season where she was a member of the team that won the 2019 Geico High School National Championship
- Played her freshman year at Archbishop Mitty in San Jose, Calif., before competing for two seasons at Caesar Rodney in Camden, Del.
- Named to the All-USA Delaware Girls Basketball Second Team in both her sophomore and junior seasons
- Twice named as one of the top 10 south players by the Delaware Inter-scholastic Basketball Coaches Association (DIBCA)
- Two-time First Team All-Henlopen Conference
- Two-time First Team All-North Basketball
- Played AAU ball for the Philadelphia Belles in 2017, with former Cavalier guard Lexie Gerson as her head coach

SINGLE GAME BESTS

POINTS

Season: 31 vs ODU (11/24)

REBOUNDS

Season: 12 vs ODU (11/24)

FG MADE

Season: 10 vs ODU (11/24)

FG ATTEMPTS

Season: 18 vs ODU (11/24)

FG PERCENTAGE

Season:

FT MADE

Season: 10 vs ODU (11/24)

FT ATTEMPTS

Season: 11 vs ODU (11/24)

ASSISTS

Season: 4 (2x)

BLOCKS

Season: 3 vs Kentucky (11/16)

STEALS

Season: 4 vs Duke (1/9)

Double Doubles:

Season: 1 vs ODU (11/24)

2019-20 GAME-BY-GAME:

Opponent	GS	FG-FGA	3FG-3FGA	FT-FTA	Off-Def	Total Reb	PF	Points	A	TO	Blk	Stl	Min
BUCKNELL		2-6	0-2	3-4	2-3	5	4	7	4	3	0	0	27
at USC		0-5	0-1	1-2	2-6	8	2	1	1	0	0	0	14
at CSUN		2-4	0-0	4-4	4-5	9	1	8	3	3	1	1	20
UK		3-5	1-1	1-2	0-5	5	5	8	0	4	3	3	19
at UConn		1-6	0-1	1-2	2-2	4	4	3	1	2	1	0	23
ODU		10-18	1-5	10-11	3-9	12	3	31	1	4	1	1	41
JMU		1-6	0-1	5-6	3-1	4	3	7	0	4	1	2	17
UCLA		4-14	0-1	0-0	0-6	6	4	8	4	4	1	3	32
at Rutgers		2-7	2-2	0-0	1-3	4	0	6	1	2	0	1	20
at UNLV		DNP											
vs Miss St		2-9	0-1	2-3	3-4	7	3	6	2	1	1	1	26
at GT		0-2	0-0	0-0	0-1	1	1	0	0	2	0	0	17
UNC		0-3	0-1	0-0	1-4	5	1	0	2	0	0	0	14
at NC St		3-4	0-1	0-0	2-3	5	1	6	4	1	0	2	21
DUKE		2-4	0-0	1-2	0-1	1	2	5	2	3	1	4	21
at BC		4-7	0-1	0-2	1-4	5	3	8	2	2	2	1	31
at Wake		1-2	0-0	0-0	0-2	2	4	2	4	3	1	3	31
VT		2-6	0-1	0-0	1-3	4	0	4	1	1	0	0	17
at Lville		0-3	0-0	1-2	1-4	5	5	1	0	1	0	0	21
UND													
at UNC													
SYRACUSE													
CLEMSON													
at FSU													
MIAMI													
at Duke													
at VT													
PITT													
NC STATE													

VIRGINIA CAREER STATISTICS

Year	G-GS	Min/Avg	FG-FGA	Pct.	3FG-A	Pct.	FT-FTA	Pct.	O-D	T	Avg.	Pf-DQ	Ast	TO	Blk	St	Pts	Avg
2019-20	18-0	412/22.9	39-111	.351	4-19	.211	29-40	.725	26-66	92	5.1	46-2	32	40	13	22	111	6.2

21 DANI LAWSON



6-2 • R-Sophomore • Forward • Cleveland, Ohio • Hathaway Brown (HS) • Purdue

AT VIRGINIA

2019-20

- Was in the starting lineup for her first game as a Cavalier against Bucknell (11/5)
- Scored her first points of the season at UNLV (12/20)

2018-19

- Joined the team in July 2018 after transferring from Purdue
- Sat out the entire season
- ACC Academic Honor Roll

AT PURDUE

- Appeared in five games at Purdue in 2017-18 before missing the rest of the year after knee surgery in January
- Scored her first career bucket in the season-opener at Central Michigan

HIGH SCHOOL/CLUB

- Four-year varsity letterwinner for Hathaway Brown High School, surpassing 1,000 career points for the Blazers, becoming just the fifth player in school history to do so
- Led Hathaway Brown to an Ohio High School Division II State Runner-Up finish
- 2017 Cleveland.com Second Team All-Star
- Averaged 14 points, 13 rebounds, 2.3 blocks and 1.8 steals per game in 2015-16, leading her team to a regional championship and state championship appearance
- Named 2015-16 First Team All-Northeast District and a Cleveland.com All-Star
- Two-time Hathaway Brown school MVP
- Ranked 20th in the class at her position by ESPN Hoop Gurlz
- Played in the RISE Across Border Global Games for Team USA

SINGLE GAME BESTS

POINTS

Season: 7 at UNLV (12/20)

REBOUNDS

Season: 5 at Louisville (1/23)

FG MADE

Season:

FG ATTEMPTS

Season:

FG PERCENTAGE

Season:

FT MADE

Season:

FT ATTEMPTS

Season:

ASSISTS

Season:

BLOCKS

Season: 2 at USC (11/9)

STEALS

Season:

Double Doubles:

Season:

2019-20 GAME-BY-GAME:

Opponent	GS	FG-FGA	3FG-3FGA	FT-FTA	Off-Def	Total Reb	PF	Points	A	TO	Blk	Stl	Min
BUCKNELL	*	0-2	0-0	0-0	0-4	4	3	0	0	0	0	0	14
at USC	*	0-4	0-0	0-0	1-3	4	0	0	0	1	2	0	8
at CSUN	*	0-2	0-0	0-2	0-1	1	1	0	0	0	0	1	12
UK	*	0-0	0-0	0-0	0-1	1	2	0	0	0	0	0	9
at UConn	*	0-5	0-0	0-0	0-3	3	3	0	1	1	0	0	21
ODU		DNP											
JMU		0-1	0-0	0-2	0-0	0	0	0	0	1	0	0	5
UCLA		0-1	0-0	0-0	0-0	0	0	0	0	0	0	0	2
at Rutgers		0-0	0-0	0-0	0-1	1	2	0	0	1	1	0	15
at UNLV		2-4	0-0	3-4	1-1	2	2	7	0	0	1	0	16
vs Miss St		1-4	0-0	0-0	0-4	4	3	2	1	2	0	0	18
at GT		1-1	0-0	0-0	0-0	0	0	2	0	0	0	0	9
UNC		0-0	0-0	0-0	0-2	2	0	0	0	0	0	0	8
at NC St		1-3	0-0	0-0	0-3	3	3	2	0	2	0	0	12
DUKE		0-0	0-0	0-0	2-0	2	2	0	0	0	0	0	8
at BC		0-0	0-0	0-0	0-2	2	1	0	0	0	0	0	11
at Wake		0-1	0-0	0-0	0-1	1	1	0	0	0	0	0	8
VT		DNP											
at Lville		1-2	0-0	0-2	0-5	5	1	2	0	0	1	0	25
UND													
at UNC													
SYRACUSE													
CLEMSON													
at FSU													
MIAMI													
at Duke													
at VT													
PITT													
NC STATE													

PURDUE CAREER STATISTICS

Year	G-GS	Min/Avg	FG-FGA	Pct.	3FG-A	Pct.	FT-FTA	Pct.	O-D	T	Avg.	Pf-DQ	Ast	TO	Blk	St	Pts	Avg
2017-18	5-0	15/3.0	1-3	.333	0-0	.000	1-2	.500	1-1	2	0.4	3-0	0	2	0	1	3	0.6

VIRGINIA CAREER STATISTICS

Year	G-GS	Min/Avg	FG-FGA	Pct.	3FG-A	Pct.	FT-FTA	Pct.	O-D	T	Avg.	Pf-DQ	Ast	TO	Blk	St	Pts	Avg
2019-20	17-5	201/11.8	6-30	.200	0-0	.000	3-10	.300	4-31	35	2.1	24-0	2	8	5	1	15	0.9

1 CAROLE MILLER



6-0 • Freshman • Guard • Alexandria, Va. • Edison High

2019-20

- Made her collegiate debut against Bucknell, scoring 9 points with 4 rebounds. Also had four assists with just one turnover (11/5)
- Was in the starting lineup at USC (11/9), and moved back into the starting five for the home game against Old Dominion (11/24)

BACKGROUND

- On signing day, was ranked the No. 82 player in the country by ESPN and No. 21 at her position
- Attended Edison High School, scoring over 1,000 points in her career
- Helped lead the Eagles to back-to-back Class 5 Virginia state championship games, averaging 20 points and nine rebounds her senior season
- Three-time VHSL First Team All-State selection
- 2019 Washington Post All-Met Girl's Basketball Team
- USA Today First Team All-State her senior season

SINGLE GAME BESTS

POINTS

Season: 10 at CSUN (11/12)

REBOUNDS

Season: 9 (2x) last vs ODU (11/24)

FG MADE

Season:

FG ATTEMPTS

Season: 9 at USC (11/9)

FG PERCENTAGE

Season:

FT MADE

Season:

FT ATTEMPTS

Season:

ASSISTS

Season: 4 vs Bucknell (11/5)

BLOCKS

Season:

STEALS

Season: 3 at CSUN (11/12)

Double Doubles:

Season:

2019-20 GAME-BY-GAME:

Opponent	GS	FG-FGA	3FG-3FGA	FT-FTA	Off-Def	Total Reb	PF	Points	A	TO	Blk	Stl	Min
BUCKNELL		4-7	0-1	1-2	0-4	4	2	9	4	1	1	2	28
at USC	*	3-9	0-0	3-6	2-7	9	4	9	1	1	0	1	24
at CSUN		4-8	1-1	1-2	1-5	6	2	10	1	4	0	3	19
UK		2-6	0-1	1-2	0-6	6	1	5	0	1	1	3	31
at UConn		2-7	2-3	0-0	1-4	5	2	6	0	2	0	1	29
ODU	*	2-5	0-1	1-1	2-7	9	3	5	1	1	0	0	39
JMU	*	1-7	0-1	0-0	3-4	7	1	2	0	1	1	1	35
UCLA	*	2-5	0-0	3-4	2-2	4	4	7	1	4	0	0	32
at Rutgers	*	1-1	0-0	1-2	1-1	2	2	3	1	0	0	1	21
at UNLV	*	2-5	0-0	3-6	1-7	8	1	7	0	1	0	0	27
vs Miss St	*	0-1	0-0	0-2	0-0	0	0	0	0	0	0	0	20
at GT	*	2-7	0-0	0-0	0-5	5	1	4	1	1	0	0	24
UNC	*	1-9	0-1	0-0	0-3	3	1	2	1	2	0	1	21
at NC St	*	1-1	0-0	0-0	0-1	1	2	2	0	1	0	0	15
DUKE	*	2-4	0-0	0-0	0-3	3	1	4	1	0	0	0	19
at BC	*	0-3	0-0	0-2	0-2	2	1	0	1	1	1	1	19
at Wake	*	1-3	0-0	0-2	0-1	1	0	2	0	0	0	1	15
VT	*	1-1	0-0	1-2	0-0	0	4	3	1	2	0	0	9
at Lville	*	4-6	0-0	0-0	1-2	3	1	8	0	1	0	0	21
UND													
at UNC													
SYRACUSE													
CLEMSON													
at FSU													
MIAMI													
at Duke													
at VT													
PITT													
NC STATE													

VIRGINIA CAREER STATISTICS

Year	G-GS	Min/Avg	FG-FGA	Pct.	3FG-A	Pct.	FT-FTA	Pct.	O-D	T	Avg.	Pf-DQ	Ast	TO	Blk	St	Pts	Avg
2019-20	19-15	448/23.6	35-95	.368	3-9	.333	15-33	.455	14-64	78	4.1	33-0	14	24	4	15	88	4.6

5 TIHANA STOJSAVLJEVIC



6-3 • Junior • Forward • Zagreb, Croatia • Texas Tech/Maine

2019-20

- Made her Virginia debut at Georgia Tech, grabbing three rebounds in eight minutes of playing time (12/29)

2018-19 AT TEXAS TECH

- Named to the Academic All-Big 12 First Team
- Played in 10 games in her first season with the Lady Raiders
- Averaged 0.7 points and 1.2 rebounds while averaging 4.1 minutes of action
- Shot 25 percent from the field and went 1-for-2 from the charity stripe
- At TCU (1/16) scored 2 points with three rebounds and two assists

2017-18 AT TEXAS TECH

- Sat out due to NCAA Transfer rules
- 2016-17 AT MAINE
- Saw action in 19 games for the Black Bears
- Shot .407 from the field and .500 from beyond the arc

CLUB & HIGH SCHOOL

- Ranked a three-star recruit by Blue Star Europe coming out of high school
- In 2015, led U18 Croatia to a ninth place finish in the Division A FIBA European Championships

2019-20 GAME-BY-GAME:

Opponent	GS	FG-FGA	3FG-3FGA	FT-FTA	Off-Def	Total Reb	PF	Points	A	TO	Blk	Stl	Min
NOT ON THE ROSTER FOR THE FIRST 11 GAMES													
at GT		0-0	0-0	0-0	1-2	3	1	0	0	1	0	0	8
UNC		0-1	0-0	0-0	0-0	0	0	0	0	1	0	0	2
at NC St		0-0	0-0	0-0	0-0	0	1	0	0	0	0	0	1
DUKE		1-3	0-0	0-0	0-2	2	0	2	0	1	0	0	15
at BC		0-1	0-0	0-0	0-0	0	2	0	0	0	0	0	1
at Wake		DNP											
VT		0-1	0-0	0-0	0-0	0	0	0	0	0	0	0	4
at Lvlle		DNP											
UND													
at UNC													
SYRACUSE													
CLEMSON													
at FSU													
MIAMI													
at Duke													
at VT													
PITT													
NC STATE													

SINGLE GAME BESTS

POINTS

Season:

REBOUNDS

Season:

FG MADE

Season:

FG ATTEMPTS

Season:

FG PERCENTAGE

Season:

FT MADE

Season:

FT ATTEMPTS

Season:

ASSISTS

Season:

BLOCKS

Season:

STEALS

Season:

Double Doubles:

Season:

MAINE CAREER STATISTICS

Year	G-GS	Min/Avg	FG-FGA	Pct.	3FG-A	Pct.	FT-FTA	Pct.	O-D	T	Avg.	Pf-DQ	Ast	TO	Blk	St	Pts	Avg
2016-17	19-0	93/4.9	11-27	.407	1-2	.500	5-7	.714	0-11	11	0.6	29-0	4	17	5	2	28	1.5

TEXAS TECH CAREER STATISTICS

Year	G-GS	Min/Avg	FG-FGA	Pct.	3FG-A	Pct.	FT-FTA	Pct.	O-D	T	Avg.	Pf-DQ	Ast	TO	Blk	St	Pts	Avg
2018-19	4-0	26/6.5	2-6	.333	0-1	.000	0-0	.000	2-5	7	1.8	3-0	2	5	0	0	4	1.0

VIRGINIA CAREER STATISTICS

Year	G-GS	Min/Avg	FG-FGA	Pct.	3FG-A	Pct.	FT-FTA	Pct.	O-D	T	Avg.	Pf-DQ	Ast	TO	Blk	St	Pts	Avg
2019-20	6-0	31/5.2	1-6	.167	0-0	.000	0-0	.000	1-4	5	0.8	4-0	0	3	0	0	2	0.3

23 AMADINE TOI



5-10 • R-Freshman • Guard • Paris, France • INSEP Academy

BACKGROUND

2019-20 SEASON

- Made her two-year-delayed collegiate debut against Bucknell, making a three-pointer with her very first shot and finishing the game with 11 points and 6 assists (11/5)
- Scored 12 points against Virginia Tech, with eight coming in the third quarter. Went 5-of-6 from the field overall and 2-of-3 from three-point range (1/19)

2018-19 SEASON

- Missed the season with an injury

2017-18 SEASON

- Missed the season with an injury

HIGH SCHOOL/CLUB

- Member of the French U19 Junior National Team
- Competed at the 2017 U19 FIBA Women's Basketball World Cup in Italy, finishing in fifth place
- Previously played on the French U16 (2014) and U18 National Teams (2015-16)
- Honorable mention 2017 Eurobasket.com All-French Team
- Competed at Women's A-Division U16 European Championships

2019-20 GAME-BY-GAME:

Opponent	GS	FG-FGA	3FG-3FGA	FT-FTA	Off-Def	Total Reb	PF	Points	A	TO	Blk	Stl	Min
BUCKNELL	*	3-6	2-3	3-5	0-1	1	3	11	6	7	0	1	35
at USC	*	1-8	0-3	2-4	0-1	1	2	4	2	1	0	1	30
at CSUN	*	5-7	2-2	0-0	0-2	2	2	12	1	4	0	1	30
UK	*	0-2	0-2	0-0	0-0	0	4	0	0	3	0	0	15
at UConn	*	1-6	0-2	0-0	0-0	0	3	2	2	2	0	0	23
ODU	*	0-4	0-3	0-0	0-2	2	0	0	1	3	0	1	15
JMU	*	0-2	0-1	0-0	0-1	1	3	0	0	1	0	0	27
UCLA	*	0-2	0-1	0-0	0-1	1	1	0	0	2	0	0	19
at Rutgers	*	1-1	1-1	0-0	1-0	1	0	3	0	1	0	0	9
at UNLV	*	0-1	0-1	0-0	0-1	1	2	0	1	7	0	0	25
vs Miss St	*	3-6	1-3	0-0	0-0	0	2	7	4	2	0	0	22
at GT	*	1-3	0-0	0-0	0-1	1	1	2	0	1	0	0	14
UNC	*	0-1	0-1	0-0	1-3	4	1	0	1	2	0	0	10
at NC St	*	1-5	1-5	0-0	0-0	0	0	3	2	2	0	0	22
DUKE	*	2-2	0-0	1-2	0-2	2	2	5	0	2	0	0	17
at BC	*	1-2	0-1	1-2	0-1	1	1	3	1	3	0	0	17
at Wake	*	1-3	0-0	0-0	2-1	3	2	2	3	0	0	0	18
VT	*	5-6	2-3	0-1	1-3	4	1	12	3	1	1	0	36
at Lville	*	0-2	0-1	0-0	0-0	0	2	0	0	3	0	0	14
UND													
at UNC													
SYRACUSE													
CLEMSON													
at FSU													
MIAMI													
at Duke													
at VT													
PITT													
NC STATE													

SINGLE GAME BESTS

POINTS

Season: 12 (2x) last vs Virginia Tech (1/19)

REBOUNDS

Season: 4 (2x) last vs Virginia Tech (1/19)

FG MADE

Season: 5 vs Virginia Tech (1/19)

FG ATTEMPTS

Season: 8 at USC

FG PERCENTAGE

Season: 5-of-6 (.833) vs Virginia Tech (1/19)

FT MADE

Season:

FT ATTEMPTS

Season:

ASSISTS

Season: 6 vs Bucknell (11/5)

BLOCKS

Season:

STEALS

Season:

Double Doubles:

Season:

VIRGINIA CAREER STATISTICS

Year	G-GS	Min/Avg	FG-FGA	Pct.	3FG-A	Pct.	FT-FTA	Pct.	O-D	T	Avg.	Pf-DQ	Ast	TO	Blk	St	Pts	Avg
19-20	19-17	398/20.9	25-69	.362	9-33	.273	7-14	.500	5-20	25	1.3	32-0	27	47	1	4	66	3.5

4 DOMINIQUE TOUSSAINT



5-9 • Senior • Guard • Staten Island, N.Y. • Christ the King

2019-20

- Currently in 23rd place on Virginia's career points list with 1,192 (1/24)
- Scored a season-high 16 points, including nine in the first quarter, against UCLA (12/1)
- Scored 14 points in the road loss at NC State (1/5)
- Helped fuel UVA's win over Duke, scoring 15 points, including a personal 8-0 run to start the second quarter (1/9)
- Scored 15 points against Virginia Tech, with 11 coming in the fourth quarter (1/19)
- Leads the team with 53 assists this year and has 357 in her career. She is 21 assists shy of moving into the top-10 in program history (1/24)

2018-19

- Became the 36th member of the Virginia 1,000 point club during the ACC Tournament first round game against Boston College on a free throw with 8:23 remaining in the fourth quarter (3/6)
- Second on the team in scoring, averaging 11.1 points per game. Led the squad with 104 assists; 19 double-digit scoring games
- Named to the Florida Sunshine Classic All-Tournament Team after scoring a combined 30 points with 13 assists in the two games (12/21)

2017-18

- Honorable Mention All-ACC Team
- Finished the season as the team's leading scorer, averaging 11.4 ppg
- Also led the team in assists with 122. Ranked 10th in the ACC in assists per game (3.7)

2016-17

- ACC All-Freshman Team
- Third among ACC freshmen in points per game (9.5)
- Named the ACC Rookie of the Week (Feb. 6)

HIGH SCHOOL/CLUB

- 2016 Miss New York Basketball & Gatorade New York State Girls' Basketball Player of Yr

SINGLE GAME BESTS

POINTS

Season: 16 vs UCLA (12/1)
Career: 19 (5x) last vs Wake Forest (1/27/19)

REBOUNDS

Season: 7 at USC (11/9)
Career: 10 vs Georgia Tech (2/24/19)

FG MADE

Season: 6 (multiple)
Career: 8 vs Maryland (11/29/18)

FG ATTEMPTS

Season: 14 (2xx)
Career: 18 (4x)

3 PT FG MADE

Season: 3 vs Duke (1/10)
Career: 4 vs NC AT (11/20/18)

3 PT FG ATTEMPTS

Season: 6 vs Virginia Tech (1/19)
Career: 8 (2x)

FT MADE

Season:
Career: 6 (several)

FT ATTEMPTS

Season:
Career: 8 (several)

FT PERCENTAGE

Season:
Career: 6-6 vs Pitt (12/28/17)

ASSISTS

Season: 7 at CSUN (11/12)
Career: 10 vs Saint Louis (11/25/18)

BLOCKS

Season: 2 vs JMU (11/30)
Career: 2

STEALS

Season: 3 (2x)
Career: 4 (several)

DOUBLE DOUBLES

Season:
Career: 2 last vs Georgia Tech (2/24/19)

2019-20 GAME-BY-GAME:

Opponent	GS	FG-FGA	3FG-3FGA	FT-FTA	Off-Def	Total Reb	PF	Points	A	TO	Blk	Stl	Min
BUCKNELL		DNP											
at USC		3-11	0-4	1-2	0-7	7	2	7	2	2	0	1	30
at CSUN	*	5-8	2-4	0-0	0-6	6	1	12	7	2	1	1	29
UK	*	3-14	0-3	1-2	1-4	5	2	7	2	6	0	0	37
at UConn	*	3-6	1-3	0-0	0-2	2	1	7	1	2	0	3	32
ODU	*	4-12	0-2	1-2	1-5	6	2	9	2	4	1	2	42
JMU	*	4-10	0-3	0-2	0-1	1	3	8	2	2	2	1	30
UCLA	*	6-8	2-3	2-5	0-4	4	2	16	3	7	0	0	35
at Rutgers	*	3-12	0-1	1-2	1-3	4	4	7	4	3	0	0	34
at UNLV	*	4-8	1-1	0-0	0-5	5	2	9	5	2	0	1	27
vs Miss St	*	3-8	1-1	4-4	0-2	2	3	11	3	3	0	1	31
at GT	*	1-8	0-1	2-2	0-3	3	4	4	4	3	0	0	27
UNC	*	4-10	0-2	1-2	0-5	5	1	9	3	7	0	0	36
at NC St	*	5-13	2-3	2-2	0-2	2	1	14	3	0	0	0	34
DUKE	*	6-10	3-5	0-2	0-2	2	0	15	4	8	0	1	37
at BC	*	5-8	2-4	0-0	0-5	5	3	12	5	2	0	3	29
at Wake	*	4-11	1-5	1-1	1-1	2	4	10	2	0	0	0	35
VT	*	6-14	1-6	2-2	1-2	3	5	15	1	4	1	2	32
at Lvlle	*	2-12	0-2	0-2	0-1	1	4	4	4	5	0	0	32
UND													
at UNC													
SYRACUSE													
CLEMSON													
at FSU													
MIAMI													
at Duke													
at VT													
PITT													
NC STATE													

VIRGINIA CAREER STATISTICS

Year	G-GS	Min/Avg	FG-FGA	Pct.	3FG-A	Pct.	FT-FTA	Pct.	O-D	T	Avg.	Pf-DQ	Ast	TO	Blk	St	Pts	Avg
2016-17	31-30	808/26.1	113-288	.392	25-82	.305	44-59	.746	19-82	101	3.3	77-2	74	96	4	42	295	9.5
2017-18	32-31	949/29.7	129-341	.378	43-139	.309	59-80	.738	10-103	113	3.5	86-2	118	99	3	36	360	11.3
2018-19	31-30	1049/33.8	121-366	.331	33-141	.234	70-96	.729	9-109	118	3.8	72-2	104	123	11	33	345	11.1
2019-20	18-17	589/32.7	71-183	.388	16-53	.302	18-32	.563	5-60	65	3.6	44-1	57	62	5	16	176	9.8
TOTAL	113-109	3429/30.3	440-1193	.369	120-423	.284	192-269	.714	43-358	401	3.5	282-7	357	382	23	128	1192	10.5

10 SHEMERA WILLIAMS



5-8 • Freshman • Guard • Milwaukee, Wisc. • Milwaukee Academy of Science

2019-20

- Sidelined for the first eight games of the season with a lower leg injury
- Made her debut at Rutgers, scoring 14 points (12/5)
- Made her first career start in her home court debut against North Carolina, tying for the team game high with 12 points with 5 assists (1/2)
- Had nine steals in the win over Duke, one shy of tying the program record for steals in a game. It was also the most steals in a game by an ACC player this season (1/9)
- Scored 17 points at Boston College, going 6-of-9 from the field and 4-of-5 from the free throw line (1/12)
- Named the ACC Freshman of the Week for her performances against Duke and BC (1/13). Also named the USWBA Tamika Catchings National Freshman Player of the Week for those same performances
- Had a team-high eight rebounds against Virginia Tech (1/19)
- Had her first career 20-point game at Louisville, scoring all 20 points in the second half (1/23)

BACKGROUND

- Ranked as the No. 54 recruit in the country by ESPN and the 13th-ranked point guard
- Two-time USA Today Wisconsin Player of the Year
- 2019 Associated Press Wisconsin Player of the Year
- Led the nation in scoring her junior season, averaging 39.9 points per game
- During her final season at Milwaukee Academy of Science, she averaged 32.5 points, 10.3 rebounds, 8.5 assists and 4.5 steals per game
- No. 2 all-time scorer in Wisconsin girls high school history with 3,120 career points

2019-20 GAME-BY-GAME:

Opponent	GS	FG-FGA	3FG-3FGA	FT-FTA	Off-Def	Total Reb	PF	Points	A	TO	Blk	Stl	Min
BUCKNELL		INJ											
at USC		INJ											
at CSUN		INJ											
UK		INJ											
at UConn		INJ											
ODU		INJ											
JMU		INJ											
UCLA		INJ											
at Rutgers		4-10	0-1	6-11	1-2	3	4	14	3	1	0	2	26
at UNLV		4-6	2-3	3-4	1-2	3	3	13	3	4	0	1	25
vs Miss St		1-2	0-1	0-0	0-1	1	2	2	0	1	0	0	11
at GT		4-7	2-3	0-0	0-1	1	3	10	1	2	0	0	25
UNC	*	5-8	2-5	0-0	1-4	5	3	12	5	5	0	2	35
at NC St	*	2-7	1-3	1-4	1-2	3	2	6	1	2	0	2	19
DUKE		3-9	1-3	2-2	0-0	0	2	9	3	5	1	9	32
at BC		6-9	1-3	4-5	0-0	0	3	17	1	3	1	1	26
at Wake		3-12	1-3	4-4	1-0	1	4	11	0	1	0	2	21
VT		1-9	0-4	0-2	1-7	8	2	2	4	3	0	1	30
at Lville		6-14	2-7	6-8	0-2	2	2	20	1	3	0	2	22
UND													
at UNC													
SYRACUSE													
CLEMSON													
at FSU													
MIAMI													
at Duke													
at VT													
PITT													
NC STATE													

SINGLE GAME BESTS

POINTS

Season: 20 at Louisville (1/23)

REBOUNDS

Season: 8 vs Virginia Tech (1/19)

FG MADE

Season: 6 (2x)

FG ATTEMPTS

Season: 14 at Louisville (1/23)

FG PERCENTAGE

Season: 6-of-9 at Boston College (1/12)

FT MADE

Season: 6 (2x)

FT ATTEMPTS

Season: 11 at Rutgers (12/5)

ASSISTS

Season: 5 vs UNC (1/2)

BLOCKS

Season:

STEALS

Season: 9 vs Duke (1/9)

Double Doubles:

Season:

VIRGINIA CAREER STATISTICS

Year	G-GS	Min/Avg	FG-FGA	Pct.	3FG-A	Pct.	FT-FTA	Pct.	O-D	T	Avg.	Pf-DQ	Ast	TO	Blk	St	Pts	Avg
2019-20	11-2	27.2/24.7	39-93	.419	12-36	.333	26-40	.650	6-21	27	2.5	30-0	22	30	2	22	116	10.5

13 JOCELYN WILLOUGHBY



6-0 • Senior • Guard/Forward • East Orange, N.J. • Newark Academy

2019-20

- On the watch list for two national honors, both of which are named after Ann Meyers Drysdale. She is one of 35 players on the watch list for the USBWA Ann Meyers Drysdale National Player of the Year honor and one of 20 players named to the preseason watch list for the Naismith Memorial Basketball Hall of Fame and WBCA Ann Meyers Drysdale award which honors the top shooting guard in the nation
- Currently ranks 14th on Virginia's all-time scoring list with 1470 points (1/24)
- With her six rebounds against Virginia Tech, Willoughby has moved into the top-10 rebounders in program history, passing Dawn Staley who had 772 in her career. Willoughby has 785
- Opened the season by scoring a career-high 31 points against Bucknell, the first 30-point game by a Cavalier player since 2010. Also had 11 rebounds for her 15th career double-double
- Named the ACC Player of the Week (11/11) after the opening week of the season, the first ACC Player of the Week honor for a Cavalier since Faith Randolph earned the accolade on Dec. 28, 2015. This is the second weekly conference honor that Willoughby has earned in her career as she was voted the ACC Rookie of the Week on Jan. 20, 2017
- Had a streak of 25-consecutive made free throws that spanned parts of the first five games of the season
- Averaged 25.0 points and 13.0 rebounds per game in the Cavalier Classic tournament
- Grabbed a career-high 16 rebounds against JMU, the most by a Cavalier since Felicia Aiyetotan's 16 against Mississippi State on Nov. 9, 2018
- Had three-straight 20-point games against JMU, UCLA and Rutgers (11/30-12/5), and then a string of four straight against NC State (25), Duke (24), Boston College (23) and Wake (20)
- Named to the Duel in the Desert All-Tournament team after scoring 38 points with 16 rebounds in the two games against UNLV and No. 15 Mississippi State
- Converted 24 consecutive free throw attempts from Jan. 2-12 (UNC, NC State, Duke, BC games)
- Earned her second ACC Player of the Week honor for her efforts against Duke and Boston College (1/13)
- Has started every game of her collegiate career, the only player on the current squad to do so

SINGLE GAME BESTS

POINTS

Season: 31 vs Bucknell (11/5)
Career: 31 vs Bucknell (11/5/19)

REBOUNDS

Season: 16 vs JMU (11/30)
Career: 16 vs JMU (11/30/19)

FG MADE

Season: 10 at Boston College (1/12)
Career: 11 vs Boston College (2/7/19)

FG ATTEMPTS

Season: 20 vs Mississippi State (12/21)
Career: 27 vs Boston College (2/7/19)

3 PT FG MADE

Season: 3 vs Bucknell (11/5)
Career: 5 vs American (12/5/18)

3 PT FG ATTEMPTS

Season: 7 at CSUN (11/12)
Career: 7 (2x) las at CSUN (11/12/19)

3 PT SHOOTING PERCENTAGE

Season: 3-of-3 vs Bucknell (11/5)
Career: 5-of-7 (.714) vs American (12/5/18)
3-of-3 (2x)

FT MADE

Season: 11 vs Duke (1/9)
Career: 12 (2x) last vs Boston College (3/6/19)

FT ATTEMPTS

Season: 11 (2x) last vs Duke (1/9)
Career: 14 vs Dayton (12/29/16)

FT PERCENTAGE

Season: 11-of-11 vs Duke (1/9)
Career: 12-of-12 vs Boston College (3/6/19)

ASSISTS

Season: 4 (2x)
Career: 5 at Michigan State (11/28/18)

BLOCKS

Season: 3 at CSUN (11/12)
Career: 3 (several)

STEALS

Season: 4 vs Kentucky (11/16)
Career: 6 at Georgia (12/19/16)

DOUBLE DOUBLES

Season: 7 last at Louisville (1/23)
Career: 21 last at Louisville (1/23)

2019-20 GAME-BY-GAME:

Opponent	GS	FG-FGA	3FG-3FGA	FT-FTA	Off-Def	Total Reb	PF	Points	A	TO	Blk	Stl	Min
BUCKNELL	*	9-15	3-3	10-11	4-7	11	1	31	3	3	0	3	34
at USC	*	4-15	0-2	2-2	2-2	4	2	10	3	4	0	2	40
at CSUN	*	6-12	3-7	4-4	0-7	7	3	19	4	1	3	0	35
UK	*	4-10	1-4	9-9	1-10	11	3	18	1	3	0	4	40
at UConn	*	2-6	1-1	2-4	4-3	7	3	7	1	3	0	0	27
ODU	*	2-9	1-3	2-4	1-7	8	3	7	0	5	0	0	35
JMU	*	9-19	2-3	8-8	2-14	16	4	28	3	6	0	1	39
UCLA	*	7-15	0-1	8-10	2-8	10	2	22	1	2	0	2	38
at Rutgers	*	8-17	4-6	7-8	0-6	6	3	27	1	3	0	0	40
at UNLV	*	5-9	1-2	6-6	1-9	10	1	17	3	6	0	4	37
vs Miss St	*	8-20	2-7	3-3	2-4	6	4	21	2	4	0	3	37
at GT	*	6-17	3-5	4-6	3-7	10	2	19	4	4	1	0	39
UNC	*	5-12	1-3	1-2	2-4	6	3	12	1	2	0	0	34
at NC St	*	7-15	1-5	10-10	2-3	5	2	25	1	3	0	0	39
DUKE	*	6-11	1-2	11-11	0-1	1	4	24	3	2	1	2	39
at BC	*	10-14	1-2	2-3	0-8	8	4	23	1	4	0	2	34
at Wake	*	8-17	1-3	3-5	1-3	4	3	20	2	4	0	3	40
VT	*	7-18	1-5	2-2	2-4	6	4	17	1	1	0	0	36
at Lville	*	6-14	2-2	3-4	2-9	11	2	17	2	2	1	1	40
UND													
at UNC													
SYRACUSE													
CLEMSON													
at FSU													
MIAMI													
at Duke													
at VT													
PITT													
NC STATE													

VIRGINIA CAREER STATISTICS

Year	G-GS	Min/Avg	FG-FGA	Pct.	3FG-A	Pct.	FT-FTA	Pct.	O-D	T	Avg.	Pf-DQ	Ast	TO	Blk	St	Pts	Avg
2016-17	33-33	987/29.9	109-288	.378	8-39	.205	98-132	.742	71-133	204	6.2	110-8	55	94	13	55	324	9.8
2017-18	33-33	961/29.1	114-282	.404	25-56	.446	63-74	.851	57-122	179	5.4	93-5	32	66	8	42	316	9.6
2018-19	31-31	1047/33.8	157-404	.389	49-123	.398	97-114	.851	80-175	255	8.2	77-0	51	94	20	36	460	14.8
2019-20	19-19	707/37.2	120-274	.438	28-67	.418	102-116	.879	30-117	147	7.7	53-0	37	62	6	28	370	19.5
TOTAL	116-116	3702/31.9	500-1248	.401	110-285	.386	360-436	.826	238-547	785	6.8	333-13	175	316	47	161	1470	12.7

13 JOCELYN WILLOUGHBY



6-0 • Senior • Guard/Forward • East Orange, N.J. • Newark Academy

MORE ON JOCELYN WILLOUGHBY

- On the watch list for two national honors, both of which are named after Ann Meyers Drysdale. She is one of 35 players on the watch list for the USBWA Ann Meyers Drysdale National Player of the Year honor and one of 20 players named to the preseason watch list for the Naismith Memorial Basketball Hall of Fame and WBCA Ann Meyers Drysdale award which honors the top shooting guard in the nation
- 2019 CoSIDA Academic All-District III, the first UVA women's basketball player to earn Academic All-District honors since Jenny Boucek did so in 1996 and the only ACC WBB player to earn the honor last season
- Three-time All-ACC Team member
- Appointed as a non-voting, student-athlete member of the NCAA Division I Women's Basketball Oversight Committee. Her tenure runs through her senior season
- Meriwether Lewis Institute for Citizen Leadership Fellow (Class of 2020 cohort)- . Each year, 25 students are selected to become Fellows in the fall of their second year. Incorporating academic, experiential, and applied learning elements
- Lived on The Lawn during the 2018-19 academic year - one of the top honors awarded to fourth-year students at the University, awarded for unselfish service to the University and Charlottesville/Albemarle County communities, and achievement in their respective fields of activity and academics
- During UVA's 2018 Fall Convocation Ceremony, she received a certificate of Intermediate Honors, a distinction given to third-year students who are among the top 20 percent of their class in the College of Arts & Sciences
- Completed her undergraduate degree in Global Development Studies in three years and graduated in May 2019
- Working on her Master's degree at UVA's Batten School of Public Policy
- 2018-19 Virginia Athletic Department Female Scholar-Athlete of the year
- 2019 Raven Award student recipient, presented by the Raven Society- recognizing excellence in service and contribution to the University of Virginia.
- Office of African-American Affairs Peer Advisor
- She has done a lot of work with Special Olympics, working with basketball clinics as well as volunteering for the last four years at their largest local fundraiser, a 10k race. She has helped mentor a wheelchair basketball team and was instrumental in the Girls Day event, hosted by UVA Facilities Management
- 2016-17 All-ACC Freshman Team
- Became the 35th player in program history to reach 1,000 career points on a jumper with 1:59 remaining in the third quarter of the Louisville game (2/21)
- Led the 2018-19 team in both scoring (14.8 ppg) and rebounding (8.3rpg), the first Cavalier to do so since Monica Wright in 2010
- Finished last season ranked in the top-10 of the ACC in rebounding
- Second among ACC freshmen in rebounding (6.2 per game) and led the conference rookies in steals per game (1.7 per game, 55 overall)
- Second among ACC freshmen in scoring at 9.8 points per game
- Became the first freshman to lead UVA in rebounding since Brandi Teamer in 2002 and the first freshman guard to do so since Chrissy Reese in 1980
- Trying to become just the second player in program history to finish the year as the ACC scoring leader. The other: Monica Wright, who is now her assistant coach. Wright did so in both her junior (2009) and senior (2010) seasons, averaging 20.5 and 23.7 points per game, respectively
- 2016 Gatorade New Jersey High School Girl's Basketball Player of the Year
- Has started every game of her collegiate career, the only player on the current squad to do so

2019-20 Virginia Women's Basketball
Virginia Season Box Score (as of Jan 23, 2020)
All games

RECORD:	OVERALL	HOME	AWAY	NEUTRAL
ALL GAMES	7-12	4-4	3-7	0-1
CONFERENCE	2-6	1-2	1-4	0-0
NON-CONFERENCE	5-6	3-2	2-3	0-1

##	Player	gp-gs	min	avg	Total		3-Point		F-Throw		Rebounds				pf	dq	a	to	blk	stl	pts	avg
					fg-fga	fg%	3fg-fga	3fg%	ft-fa	ft%	off	def	tot	avg								
13	Jocelyn Willoughby	19-19	707	37.2	120-274	.438	28-67	.418	102-116	.879	30	117	147	7.7	53	0	37	62	6	28	370	19.5
10	Shemera Williams	11-2	272	24.7	39-93	.419	12-36	.333	26-40	.650	6	21	27	2.5	30	0	22	30	2	22	116	10.5
04	Dominique Toussaint	18-17	589	32.7	71-183	.388	16-53	.302	18-32	.563	5	60	65	3.6	44	1	57	62	5	16	176	9.8
14	Lisa Jablonowski	19-19	623	32.8	58-128	.453	5-18	.278	26-34	.765	46	49	95	5.0	44	3	27	30	4	27	147	7.7
15	Kylie Kornegay-Lucas	18-0	412	22.9	39-111	.351	4-19	.211	29-40	.725	26	66	92	5.1	46	2	32	40	13	22	111	6.2
01	Carole Miller	19-15	448	23.6	35-95	.368	3-9	.333	15-33	.455	14	64	78	4.1	33	0	14	24	4	15	88	4.6
23	Amandine Toi	19-17	398	20.9	25-69	.362	9-33	.273	7-14	.500	5	20	25	1.3	32	0	27	47	1	4	66	3.5
00	Dylan Horton	13-1	91	7.0	6-33	.182	5-21	.238	4-6	.667	2	10	12	0.9	7	0	3	5	0	2	21	1.6
12	Meg Jefferson	9-0	54	6.0	3-8	.375	0-0	.000	2-2	1.000	7	6	13	1.4	6	0	1	9	0	1	8	0.9
21	Dani Lawson	17-5	201	11.8	6-30	.200	0-0	.000	3-10	.300	4	31	35	2.1	24	0	2	8	5	1	15	0.9
05	Tihana Stojisavljevic	6-0	31	5.2	1-6	.167	0-0	.000	0-0	.000	1	4	5	0.8	4	0	0	3	0	0	2	0.3
Team											33	45	78				9					
Total.....		19	3826		403-1030	.391	82-256	.320	232-327	.709	179	493	672	35.4	323	6	222	329	40	138	1120	58.9
Opponents.....		19	3825		423-1105	.383	126-433	.291	225-309	.728	215	478	693	36.5	329	-	241	315	74	164	1197	63.0

Score by Periods	1st	2nd	3rd	4th	OT	Totals
Virginia	248	240	288	334	10	1120
Opponents	285	260	330	315	7	1197

2019-20 Virginia Women's Basketball
Virginia Combined Team Statistics (as of Jan 23, 2020)
Conference games only

RECORD:	OVERALL	HOME	AWAY	NEUTRAL
ALL GAMES	2-6	1-2	1-4	0-0
CONFERENCE	2-6	1-2	1-4	0-0
NON-CONFERENCE	0-0	0-0	0-0	0-0

#	Player	gp-gs	min	avg	Total		3-Point		F-Throw		Rebounds				pf	dq	a	to	blk	stl	pts	avg
					fg-fga	fg%	3fg-fga	3fg%	ft-fa	ft%	off	def	tot	avg								
13	Jocelyn Willoughby	8-8	301	37.6	55-118	.466	11-27	.407	36-43	.837	12	39	51	6.4	24	0	15	22	3	8	157	19.6
10	Shemera Williams	8-2	210	26.3	30-75	.400	10-31	.323	17-25	.680	4	16	20	2.5	21	0	16	24	2	19	87	10.9
04	Dominique Toussaint	8-8	262	32.8	33-86	.384	9-28	.321	8-13	.615	2	21	23	2.9	22	1	26	29	1	6	83	10.4
14	Lisa Jablonowski	8-8	244	30.5	25-55	.455	0-5	.000	3-5	.600	19	19	38	4.8	17	1	17	9	1	11	53	6.6
23	Amandine Toi	8-6	148	18.5	11-24	.458	3-11	.273	2-5	.400	4	11	15	1.9	10	0	10	14	1	0	27	3.4
15	Kylie Kornegay-Lucas	8-0	173	21.6	12-31	.387	0-4	.000	2-6	.333	6	22	28	3.5	17	1	15	13	4	10	26	3.3
01	Carole Miller	8-8	143	17.9	12-34	.353	0-1	.000	1-6	.167	1	17	18	2.3	11	0	5	8	1	3	25	3.1
21	Dani Lawson	7-0	81	11.6	3-7	.429	0-0	.000	0-2	.000	2	13	15	2.1	8	0	0	2	1	0	6	0.9
05	Tihana Stojavljevic	6-0	31	5.2	1-6	.167	0-0	.000	0-0	.000	1	4	5	0.8	4	0	0	3	0	0	2	0.3
00	Dylan Horton	3-0	7	2.3	0-4	.000	0-1	.000	0-0	.000	1	3	4	1.3	0	0	0	0	0	0	0	0.0
12	Meg Jefferson	1-0	1	1.0	0-0	.000	0-0	.000	0-0	.000	0	0	0	0.0	0	0	0	0	0	0	0	0.0
Team											14	19	33				2					
Total.....		8	1601		182-440	.414	33-108	.306	69-105	.657	66	184	250	31.3	134	3	104	126	14	57	466	58.2
Opponents.....		8	1600		188-443	.424	56-172	.326	91-121	.752	82	205	287	35.9	125	-	115	137	27	68	523	65.4

TEAM STATISTICS	VA	OPP	Date	Opponent	Score	Att.
SCORING	466	523	* 12/29/19	at Georgia Tech	L 51-61	1422
Points per game	58.2	65.4	* 01/02/20	NORTH CAROLINA	L 47-65	2757
Scoring margin	-7.1	-	* 01/05/20	at NC State	L 60-80	4487
FIELD GOALS-ATT	182-440	188-443	* 01/09/20	DUKE	W 66-63	2206
Field goal pct	.414	.424	* 01/12/20	at Boston College	W 69-52	2357
3 POINT FG-ATT	33-108	56-172	* 01/16/20	at Wake Forest	L 56-62	776
3-point FG pct	.306	.326	* 01/19/20	VIRGINIA TECH	L 61-69	4313
3-pt FG made per game	4.1	7.0	* 01/23/20	at Louisville	L 56-71	7776
FREE THROWS-ATT	69-105	91-121	* - Conference game			
Free throw pct	.657	.752				
F-Throws made per game	8.6	11.4				
REBOUNDS	250	287				
Rebounds per game	31.3	35.9				
Rebounding margin	-4.6	-				
ASSISTS	104	115				
Assists per game	13.0	14.4				
TURNOVERS	126	137				
Turnovers per game	15.8	17.1				
Turnover margin	+1.4	-				
Assist/turnover ratio	0.8	0.8				
STEALS	57	68				
Steals per game	7.1	8.5				
BLOCKS	14	27				
Blocks per game	1.8	3.4				
ATTENDANCE	9276	16818				
Home games-Avg/Game	3-3092	5-3364				
Neutral site-Avg/Game	-	0-0				

Score by Periods	1st	2nd	3rd	4th	Totals
Virginia	110	101	113	142	466
Opponents	127	115	143	138	523

RECORD:	OVERALL	HOME	AWAY	NEUTRAL
ALL GAMES	7-12	4-4	3-7	0-1
CONFERENCE	2-6	1-2	1-4	
NON-CONFERENCE	5-6	3-2	2-3	1-3

Date	UVA. Rank	Opponent	Score	W/L	Rec.	ACC	Attend.	High Scorer	High Reb.	Opp. High Scr
11/5		BUCKNELL	84-60	W	1-0		2505	Willoughby 31	Willoughby 11	Mack 19
11/9		at USC	59-49	L	1-1		1362	Jablonowski 13	LJ/CM 9	Watts 14
11/12		at CSUN	72-47	W	2-1		327	Willoughby 19	KKL 9	Calloway 10
11/16		#13 KENTUCKY	50-47	L	2-2		2507	Willoughby 18	Willoughby 11	Haines 17
11/19		at #4 UConn	83-44	L	2-3		7728	Willoughby 13	JW/LJ 7	Walker 19
11/24		OLD DOMINION	56-53	WOT	3-3		2522	Kornegay-Lucas 31	KKL 12	Morris 28
11/30		JMU	55-49	W	4-3		2960	Willoughby 28	Willoughby 16	Smalls 16
12/1		#11 UCLA	73-62	L	4-4		2621	Willoughby 22	Willoughby 10	Onyenwere 27
12/5		at Rutgers	73-63	L	4-5		1597	Willoughby 27	JW/LJ 6	Guirantes 20
12/20		at UNLV	63-55	W	5-5		655	Willoughby 17	Willoughby 10	Rydalch 10
12/21		vs #15 Miss St	72-59	L	5-6		850	Willoughby 21	KKL 7	Jackson 17
12/29		at Georgia Tech	61-51	L	5-7	0-1	1422	Willoughby 19	Willoughby 10	Cubaj 18
1/2		UNC	65-47	L	5-8	0-2	2757	JW, LJ, SW 12	Willoughby 6	Bailey 16
1/5		at #9 NC State	80-60	L	5-9	0-3	4487	Willoughby 25	JW/KKL 5	Cunane 26
1/9		DUKE	66-63	W	6-9	1-3	2206	Willoughby 24	Miller 3	Gorecki 27
1/12		at Boston Coll	69-52	W	7-9	2-3	2357	Willoughby 23	Willoughby 8	Guy 21
1/16		at Wake Forest	62-56	L	7-10	2-4	776	Willoughby 20	Jablonowski 11	Conti 21
1/19		VIRIGINIA TECH	69-61	L	7-11	2-5	4313	Willoughby 17	Williams 8	Mabrey 15
1/23		at #5 Louisville	71-56	L	7-12	2-6	7776	Williams 20	Willoughby 11	Evans 21

OPPONENT	HORTON	JABLONOWSKI	JEFFERSON	KONEGAY-LUCAS	LAWSON
BUCKNELL	4-2-1	16-5-1	6-2-1	7-5-4	0-4-0
at USC	5-3-0	13-9-1	0-2-0	1-8-1	0-4-0
at CSUN	2-1-1	7-2-0	2-1-0	8-9-3	0-1-0
KENTUCKY	3-0-0	6-5-1	0-0-0	8-5-0	0-1-0
at UConn	6-1-1	7-7-1	0-2-0	3-4-1	0-3-1
ODU	0-1-0	4-3-1	0-5-0	31-12-1	DNP
JMU	1-0-0	9-8-2	0-0-0	7-4-0	0-0-0
UCLA	0-0-0	9-2-1	DNP	8-6-4	0-0-0
at Rutgers	0-0-0	3-6-0	DNP	6-4-1	0-1-0
at UNLV	0-0-0	10-7-2	0-1-0	DNP	7-2-0
vs Miss St	DNP	10-3-0	DNP	6-7-2	2-4-1
at GT	DNP	10-8-4	DNP	0-1-0	2-0-0
UNC	0-3-0	12-4-1	DNP	0-5-2	0-2-0
at NCST	DNP	2-3-0	0-0-0	6-5-4	2-3-0
DUKE	0-1-0	2-1-2	INJ	5-1-2	0-2-0
at BC	DNP	6-7-2	DNP	8-5-2	0-2-0
at Wake	DNP	9-11-2	DNP	2-2-4	0-1-0
VT	0-0-0	8-2-4	DNP	4-4-1	DNP
at Louisville	DNP	4-2-2	DNP	1-5-0	2-5-0

OPPONENT	MILLER	STOJSAVLJEVIC	TOI	TOUSSAINT	WILLIAMS	WILLOUGHBY
BUCKNELL	9-4-4		11-1-6	DNP	INJ	31-11-3
at USC	9-9-1		4-1-2	7-7-2	INJ	10-4-3
at CSUN	10-6-1		12-2-1	12-6-7	INJ	19-7-4
KENTUCKY	5-6-0		0-0-0	7-5-2	INJ	18-11-1
at UConn	6-5-0		2-0-2	7-2-1	INJ	13-7-1
ODU	5-9-1		0-2-1	9-6-2	INJ	7-8-0
JMU	2-7-0		3-1-0	8-1-2	INJ	28-16-3
UCLA	7-4-1		0-1-0	16-4-3	INJ	22-10-1
at Rutgers	3-2-1		3-1-0	7-4-4	14-3-3	27-6-1
at UNLV	7-8-0		0-1-1	9-5-5	13-3-3	17-10-3
vs Miss St	0-0-0		7-0-4	11-2-3	2-1-0	21-6-2
at GT	4-5-1	0-3-0	2-1-0	4-3-4	10-1-1	19-10-4
UNC	2-3-1	0-0-0	0-4-1	9-5-3	12-5-5	12-6-1
at NCST	2-1-0	0-0-0	3-0-2	14-2-3	6-3-1	7-5-1
DUKE	4-3-1	2-2-0	5-2-0	15-2-4	9-0-3	24-1-3
at BC	0-2-1	0-0-0	3-1-1	12-5-5	17-0-1	23-8-1
at Wake	2-1-0	DNP	2-3-3	10-2-2	11-1-0	20-4-2
VT	3-0-1	0-0-0	12-4-3	15-3-1	2-8-4	17-6-1
at Louisville	8-3-0	DNP	0-0-0	4-1-4	20-2-1	17-11-2

STARTERS IN BOLD

VIRGINIA
OPPONENT

Bench Points	291 (15.3 ppg)	250 (13.2 ppg)
FG Percentage- Home	170-419 (.406)	172-470 (.366)
FG Percentage- Road	212-557 (.380)	224-573 (.390)
FG Percentage- Neutral	21-54 (.389)	27-62 (.435)
Most Points - Quarter	31 (4th) vs Bucknell	26 (3rd) vs Virginia Tech
Fewest Points- Quarter	2 (2nd) vs JMU	6 (2nd) at CSUN
Most Points at the Half	37 vs Bucknell	42 at UConn
Fewest Points at the Half	15 vs ODU	17 at CSUN
Largest Halftime Lead	11 (2x) last vs Virginia Tech		
Largest Halftime Deficit.	25 at UConn		

VIRGINIA'S RECORD WHEN

Game decided by 10 pts or less.	4-6
Leading at halftime	6-2
Trailing at halftime	1-10
Tied at halftime.	0-0
Went into overtime.	1-0
Leading by 10 or more points	5-1
Shot FG 50% or better.	3-0
Shot FG less than 50%.	4-12
Shot FG less than 40%.	2-10
Shot FG 40% or better	5-2
Holding opponent under 60 pts	5-2
Scoring 30-39 points.	0-0
Scoring 40-49 points.	0-4
Scoring 50-59 points.	2-4
Scoring 60-69 points.	3-4
Scoring 70-79 points	1-0
Scoring 80-89 points.	1-0
Scoring 90-100 points	0-0
Scoring over 100 points.	0-0
Outrebounding opponent.	4-3
Being outrebounded	2-9
Tied in rebounding	1-0
Have fewer TOs than opponent.	4-5
Committing fewer than 15 TOs.	0-2

SCORING BENCHMARKS
GAMES WITH 30 OR MORE POINTS IN 19-20

Jocelyn Willoughby	1
Kylie Kornegay-Lucas	1

GAMES WITH 20 OR MORE POINTS IN 19-20

Jocelyn Willoughby	9
Shemera Williams	1
Kylie Kornegay-Lucas	1

GAMES WITH 10 OR MORE POINTS IN 19-20

Jocelyn Willoughby	17
Dominique Toussaint	7
Shemera Williams	7
Lisa Jablonowski.	6
Amandine Toi.	3
Carole Miller.	1
Kylie Kornegay-Lucas	1

GAMES WITH 10 OR MORE REBOUNDS IN 19-20

Jocelyn Willoughby	7
Lisa Jablonowski.	1
Kylie Kornegay-Lucas	1

DOUBLE DOUBLES IN 19-20

Jocelyn Willoughby	7
Kylie Kornegay-Lucas	1

	Field Goal %		3-Point FG %		Free Throw Pct.		Rebounds	Turnovers
	Virginia	Opponent	Virginia	Opponent	Virginia	Opponent	UVA-Opp	UVA-Opp
BUCKNELL	28-51 (.549)	21-53 (.396)	6-11 (.545)	7-23 (.304)	22-28 (.786)	11-13 (.846)	38-19 (+19)	16-15 (+1)
at USC	19-73 (.260)	19-62 (.306)	1-15 (.067)	3-23 (.130)	10-17 (.588)	18-23 (.783)	50-47 (+3)	12-12 (E)
at CSUN	26-54 (.481)	16-59 (.271)	9-19 (.474)	5-24 (.208)	11-14 (.786)	10-14 (.714)	40-34 (+6)	19-18 (+1)
KENTUCKY	13-42 (.310)	17-57 (.298)	3-13 (.231)	6-20 (.300)	18-23 (.783)	10-12 (.833)	34-38 (-4)	22-23 (-1)
at UConn	14-57 (.246)	30-59 (.508)	6-16 (.375)	9-23 (.391)	10-14 (.714)	14-22 (.636)	35-42 (-7)	19-10 (+9)
ODU	19-56 (.339)	20-72 (.455)	2-17 (.118)	8-30 (.267)	16-20 (.800)	5-11 (.455)	50-40 (+10)	21-14 (+7)
JMU	19-53 (.358)	17-57 (.298)	3-12 (.250)	8-27 (.296)	14-20 (.700)	7-13 (.538)	37-37 (E)	19-21 (-2)
UCLA	22-51 (.431)	26-67 (.388)	3-8 (.375)	5-24 (.208)	15-21 (.714)	16-21 (.762)	32-42 (-10)	21-16 (+5)
at Rutgers	20-54 (.370)	24-49 (.490)	8-14 (.571)	5-14 (.357)	15-23 (.652)	20-26 (.769)	32-33 (-1)	15-15 (E)
at UNLV	20-45 (.444)	18-65 (.277)	4-10 (.400)	8-34 (.235)	19-26 (.731)	11-16 (.688)	41-35 (+6)	24-16 (+8)
vs Miss St	21-54 (.389)	27-62 (.435)	4-13 (.308)	6-19 (.316)	13-16 (.813)	12-17 (.706)	33-39 (-6)	16-17 (-1)
at Ga Tech	20-52 (.385)	25-57 (.439)	5-10 (.500)	5-21 (.238)	6-9 (.667)	6-11 (.545)	36-30 (+6)	15-7 (-8)
UNC	21-58 (.362)	27-61 (.443)	3-14 (.214)	8-24 (.333)	2-4 (.500)	3-7 (.429)	40-34 (+6)	21-14 (-7)
at NCST	21-51 (.412)	28-57 (.491)	5-18 (.278)	11-30 (.367)	13-16 (.813)	13-16 (.813)	25-38 (-13)	18-14 (+4)
DUKE	23-45 (.511)	22-49 (.449)	5-10 (.500)	10-21 (.476)	15-19 (.789)	9-13 (.692)	24-27 (-3)	23-28 (-5)
at BC	29-54 (.537)	19-56 (.339)	4-12 (.333)	3-20 (.150)	7-14 (.500)	11-15 (.733)	36-32 (+4)	15-19 (-4)
at Wake	22-59 (.373)	20-52 (.385)	3-11 (.273)	6-16 (.375)	9-14 (.643)	16-17 (.941)	26-45 (-19)	9-20 (-11)
VT	25-63 (.397)	22-54 (.407)	4-20 (.200)	7-22 (.318)	7-11 (.636)	18-22 (.818)	30-41 (-11)	16-17 (-1)
at Louisville	21-58 (.362)	25-57 (.439)	4-13 (.308)	6-18 (.333)	10-18 (.556)	15-20 (.750)	33-40 (-7)	15-16 (-1)

	VIRGINIA HIGHS	OPPONENT HIGHS
Points	84 vs Bucknell (11/5)	83 at UConn (11/19)
FG Made	28 vs Bucknell (11/5)	30 at UConn (11/19)
FG Attempts	73 at USC (11/9)	72 vs ODU (11/24)
FG %	.549 vs Bucknell (11/5)	.508 at UConn (11/19)
3FG Made	9 at CSUN (11/12)	11 at NC State (1/5)
3FG Attempts	20 vs Virginia Tech (1/19)	34 vs UNLV (12/20)
3 pt %	.571 (28-51) at Rutgers (12/5)	.391 at UConn (11/19)
Free Throws Made	22 vs Bucknell (11/5)	20 at Rutgers (12/5)
Free Throw Attempts	28 vs Bucknell (11/5)	26 at Rutgers (12/5)
Free Throw %	.813 (13-16) vs Miss St	.941 (16-17) at Wake Forest (1/16)
Rebounds	50 (2x)	47 at USC (11/9)
Assists	20 vs Bucknell (11/5)	24 at NC State (1/5)
Steals	16 vs Duke (1/9)	14 vs ODU (11/24)
Blocked Shots	5 (2x)	13 at USC (11/9)
Turnovers	24 at UNLV (12/20)	28 vs Duke (1/9)
Fouls	22 vs Kentucky (11/6)	23 (2x)

	VIRGINIA LOWS	OPPONENT LOWS
Points	44 at UConn (11/19)	47 at CSUN (11/12)
FG Made	13 vs Kentucky (11/16)	16 at CSUN (11/12)
FG Attempts	42 vs Kentucky (11/16)	49 at Rutgers (12/5)
FG %	.246 at UConn (11/19)	.271 at CSUN (11/12)
3FG Made	1 at USC (11/9)	3 at USC (11/9)
3FG Attempts	8 vs UCLA (12/1)	14 at Rutgers (12/5)
3FG %	.067 vs USC (11/9)	.130 at USC (11/9)
Free Throws Made	2 vs UNC (1/2)	3 vs UNC (1/2)
Free Throw Attempts	4 vs UNC (1/2)	7 vs UNC (1/2)
Free Throw %	.588 at USC (11/19)	.455 vs ODU (11/24)
Rebounds	32 (2x)	19 vs Bucknell (11/5)
Assists	4 vs Kentucky (11/16)	6 vs Bucknell (11/5)
Steals	2 at Georgia Tech (12/29)	3 at USC (11/9)
Blocked Shots	0 (2x)	0 (2x)
Turnovers	9 at Wake Forest (1/16)	10 at UConn (11/19)
Fouls	11 vs UNC (1/2)	13 at UConn (11/19)

	VIRGINIA INDIVIDUAL HIGHS	OPPONENT INDIVIDUAL HIGHS
Points	31 (2x) last KKL vs ODU	27 (2x) last Gorecki vs Duke
FG Made	10 (2x) last Willoughby at BC	10 Onyenwere vs UCLA
FG Attempts	20 Willoughby vs Mississippi State	18 Onyenwere vs UCLA
FG %	.875 (7-8) Jablonowski vs Bucknell	.857 (6-7) Wallace at Rutgers
3FG Made	3 Willoughby (2x)	5 Gorecki vs Duke
3FG Attempts	7 Willoughby at CSUN	9 Konig at NC State
3FG Percentage	3-of-3 Willoughby vs Bucknell	3-6 Mack vs Bucknell
FT Made	11 Willoughby vs Duke	9 Guirantes at Rutgers
FT Attempts	11 (2x)	13 Guirantes at Rutgers
FT Percentage	11-11 Willoughby vs Duke	6-6 (2x)
Rebounds	16 Willoughby vs JMU	12 Watts at USC
Assists	7 Toussaint at CSUN	6 Crutchfield at NC State
Steals	9 Williams vs Duke	6 Gorecki vs Duke
Blocked Shots	3 (2x)	5 Watts at USC
Turnovers	8 Toussaint vs Duke	6 (3x)

VIRGINIA INDIVIDUALS

- **Two UVA players with double-doubles in the same game:** vs Georgia Tech 2/24/19 (Willoughby 12p, 13r; Toussaint 10p, 10r)
- **Five Players in double figures:** vs Cal 3/16/18 (Aiyetan 16, Willoughby 13, Huland El 12, Brown 11, Toussaint 10)
- **Six players in double figures:** vs Norfolk State 11/16/15 (Randolph 17, Moses 12, Brown 11, Venson 10, Mason 10, Huland El 10, Jones 10)
- **Seven players in double figures:** vs Norfolk State 11/16/15 (Randolph 17, Moses 12, Brown 11, Venson 10, Mason 10, Huland El 10, Jones 10)
- **Zero players in double figures:** vs Louisville, 1/17/19
- **Every Cavalier player scored:** at Miami, 2/3/19
- **Scored 20 points:** 20, Jocelyn Willoughby at Wake Forest, 1/16/20
- **Scored 25 points:** 27, Jocelyn Willoughby at Rutgers, 12/5/19
- **Scored 30 points:** 31, Kylie Kornegay-Lucas vs ODU, 11/24/19
- **Scored 40 points:** **48, Mimi Kennedy at North Carolina, 01/15/98
- **A non-starter scored 20 or more points:** 20, Shemera Williams at Louisville (1/23)
- **Two or more Hoos scored 20 or more points in the same game:** vs Coppin State (Willoughby 21, Aiyetan 23) 11/13/16
- **Perfect from the field (5 attempts):** 5-5, Khyasia Caldwell vs Coppin State, 12/2/18
- **Perfect at FT line (10 attempts):** 11-11, Jocelyn Willoughby vs Duke, 1/9/20
- **Perfect at FT line (9 attempts):** 11-11, Jocelyn Willoughby vs Duke, 1/9/20
- **Perfect at FT line (8 attempts):** 11-11, Jocelyn Willoughby vs Duke, 1/9/20
- **Had 20 Free throw attempts:** 20**, Brandi Teamer at Wake Forest, 1/6/05
- **Had 15 rebounds:** 16, Jocelyn Willoughby vs JMU, 11/30/19
- **Had 20 rebounds:** 24, Sarah Imovbioh vs Ohio State 11/14/14
- **Had 10 assists:** 10, Dominique Toussaint vs Saint Louis 11/25/18
- **Had 6 steals:** 9, Shemera Williams vs Duke, 1/9/20
- **Blocked 5 shots:** 5, Mone Jones at Pitt, 01/24/19

VIRGINIA TEAM

- **UVA ranked in AP Top 25:** #22, 11/21/12
- **UVA ranked USA Today Top 25:** #22, 3/8/10
- **Played AP No. 1 team:** #1 Duke, L 79-58, 3/2/07
- **Defeated AP No. 1 team:** #1 Maryland, 75-74, 2/11/92
- **Defeated AP Top 10 team:** #4 Florida State 60-51, 2/16/17
- **Defeated AP Top 25 team:** #4 Florida State 60-51, 2/16/17
- **Defeated USA Today 25 team:** #4 Florida State 60-51, 2/16/17

FIELD GOAL SHOOTING

- **Shot 60 percent:** .623 (33-53) vs Georgia Tech, 3/02/08
- **Shot 70 percent:** **.700 (42-60) at Wake Forest, 1/07/87
- **Made 40-49 field goals:** 40 vs. Coppin State, 11/13/16
- **Made 50 field goals:** **54 vs Cleveland State, 11/29/95
- **Attempted 60-69 FG:** 77 at Notre Dame, 3/3/19
- **Attempted 70-79 FG:** 77 at Notre Dame, 3/3/19
- **Attempted 80 FG:** 85 at NC State, 2/10/11

THREE-POINT SHOOTING

- **Shot 50 percent:** .500 (5-10) vs Duke 1/9/20
- **Shot 60 percent:** .600 (9-15) vs UNCG 12/2/17
- **Shot 70 percent:** .750 (6-8) vs Louisville 03/01/15
- **Shot 80 percent:** .857 (6-7) vs St. John's, 03/19/88
- **Made 10 three-pt. field goals:** 10 at Duke 1/14/18
- **Attempted 20 three-pt. FG:** 25 (made 6) at Notre Dame 3/3/19
- **UVA failed to make at least one three-pointer:** 0-10 vs. Kansas State, 11/29/13
- **Opponent failed to make at least one three-pointer:** 0-9 at Louisville, 01/18/15

FREE THROW SHOOTING

- **Shot 85 percent:** .897 (26-29) vs Boston College 3/6/19
- **Shot 90 percent:** 1.000 (8-8) at Mich St 11/28/18
- **Shot 100 percent:** 1.000 (8-8) at Mich St 11/28/18
- **Made 20 free throws:** 26 vs Boston College 3/6/19
- **Made 30 free throws:** 30 vs. North Carolina, 02/20/14
- **Attempted 0 FT:** at Duke 1/14/18
- **Attempted 30 FT:** 33 vs Louisville 03/01/15
- **Attempted 40 FT:** 44 vs. Indiana, 11/26/09
- **Attempted 50 FT:** **54 at Wake Forest, 01/6/05

SCORING

- **Scored 80 points:** 84 vs Bucknell, 11/5/19
- **Scored 90 points:** 103 vs CCSU, 11/12/17
- **Scored 100 points:** 103 vs CCSU, 11/12/17
- **An opponent scored 100 points:** 103 at Notre Dame 3/3/19

REBOUNDING

- **Had 50 rebounds:** 50 vs ODU, 11/24/19
- **Had 60 rebounds:** 63 at Alabama, 12/21/12
- **Had 70 rebounds:** **77 vs. Rider, 12/19/96

ASSISTS

- **Had 20 assists:** 20 vs Bucknell, 11/5/19
- **Had 30 assists:** **37 vs. Cleveland State, 11/29/95

STEALS

- **Had 15 steals:** 16 vs Duke, 1/9/20
- **Had 20 steals:** 22 vs UMES, 12/17/13
- **Had 25 steals:** 26 vs. Clemson, 02/12/12
- **UVA forced 30 turnovers:** 31 at Wake, 01/10/16
- **UVA committed 30 turnovers:** 32 at Kentucky, 11/18/18

MISCELLANEOUS

- **UVA in OT:** W, 56-53 vs ODU, 11/24/19
- **UVA in 2OT:** L, 73-70 at Alabama, 12/21/12
- **UVA in 3OT:** W, 105-100 at North Carolina, 01/15/98
- **UVA shot 70% from the floor in a quarter:** .769 (10-13) 3rd at CSUN 11/12/19
- **UVA shot 60% from the floor in first half:** .619 (26-42) vs CCSU 11/12/17
- **UVA shot 60% from the floor in second half:** .608 (14-23) vs UIC 12/16/16
- **UVA shot less than 20% from floor first half:** .192 (5-26) vs NC State 1/13/19
- **UVA scored less than 15 points in first half:** 13 at Florida State, 01/8/06
- **UVA scored less than 15 points in second half:** 14 vs Louisville, 2/1/18
- **UVA held opp to less than 15 points first half:** 14 vs Wake Forest 3/2/17
- **UVA held opp to less than 15 points second half:** 11 vs Virginia Tech, 01/26/17
- **UVA held opp to less than 10 points first half:** 6 vs. Norfolk State, 12/28/12
- **UVA held opponent to less than 30 points:** 23 vs. Norfolk State, 12/28/12


**school record


0
DYLAN HORTON


Freshman • Guard • 5-9
Redondo Union
Los Angeles, Calif.


1
CAROLE MILLER

Freshman • Guard • 6-0
Edison High
Alexandria, Va.


4
DOMINIQUE TOUSSAINT

Senior • Guard • 5-9
Christ the King
Staten Island, N.Y.


5
TIHANA STOJSAVLJEVIC

Junior • Forward • 6-3
Texas Tech/Maine
Zagreb, Croatia


10
SHEMERA WILLIAMS

Freshman • Guard • 5-8
Milwaukee Academy of Science
Milwaukee, Wisc.


12
MEG JEFFERSON


Freshman • Forward • 6-3
Saint Columbia's Catholic College
Sydney, Australia


13
JOCELYN WILLOUGHBY

Senior • Guard/Forward • 6-0
Newark Academy
East Orange, N.J.


14
LISA JABLONOWSKI

Senior • Forward • 6-3
Lycee des Garcons
Ernster, Luxembourg


15
KYLIE KORNEGAY-LUCAS

Freshman • Guard • 5-10
New Hope Academy (Md.)
Camden, Del.


21
DANI LAWSON

Sophomore • Forward • 6-2
Hathaway Brown/Purdue
Cleveland, Ohio


23
AMANDINE TOI

R-Freshman • Guard • 5-10
INSEP Academy
Paris, France


30
FELICIA AIYEOTAN

Senior • Center • 6-9
Blair Academy (N.J.)
Lagos, Nigeria


TINA THOMPSON


Head Coach
Second Season


KARLEEN THOMPSON

Associate Head Coach
Second Season


WALTER PITTS

Assistant Coach
First Season


MONICA WRIGHT

Assistant Coach
First Season