



MEN'S BASKETBALL



NOTRE DAME FIGHTING IRISH

2019-20: 12-8, 3-6 ACC

HEAD COACH: Mike Brey

CAREER RECORD: 528-280 / 25

RECORD AT ND: 429-228 / 20



Notre Dame Basketball Radio Network

Jack Nolan (play-by-play)

Zach Hillesland (analyst)

Available locally on WSBT AM/FM, XM Channel

380Sirius/XM internet channel 970 and worldwide

on und.com.



GEORGIA TECH YELLOW JACKETS

2019-20: 10-11, 4-6 ACC

HEAD COACH: Josh Pastner

CAREER RECORD: 225-137 / 11

RECORD AT GT: 58-64 / 4



Regional Sport Networks

Evan Lepler (play-by-play)

Mike Gminski (analyst)

Available on selected AT&T Sportsnet, Fox Sports,

NBC Sports networks, NESN, Root and YES.

2019-20 SCHEDULE

Date	Day	Opponent	Network	Time/Result
11/6	WED	* at #9/11 North Carolina	ACCNet	L, 65-76
11/9	SAT	+ Robert Morris	ACCNetX	W, 92-57
11/12	TUE	+ Howard	ACCNetX	W, 79-50
11/15	FRI	+ Marshall	ACCNetX	W, 74-64
11/18	MON	Presbyterian	ACCNetX	W, 63-53
11/21	THU	+ Toledo	ACCNet	W, 64-62 OT
11/26	TUE	Fairleigh Dickinson	RSN	W, 91-66
12/4	WED	& at #3/4 Maryland	ESPN	L, 51-72
12/7	SAT	* Boston College	ESPNU	L, 72-73
12/10	TUE	Detroit Mercy	ACCNet	W, 110-71
12/14	SAT	UCLA	ABC	W, 75-61
12/21	SAT	^ vs. Indiana	ESPN	L, 60-62
12/29	SUN	Alabama A&M	ACCNetX	W, 82-56
1/4	SAT	* at Syracuse	ESPN2	W, 88-87
1/8	WED	* at NC State	ESPN2	L, 68-73
1/11	SAT	* #13/11 Louisville	ESPN	L, 64-67
1/15	WED	* at Georgia Tech	ACCNet	W, 78-74
1/22	WED	* Syracuse	ESPN2	L, 82-84
1/25	SAT	* at #5/6 Florida State	ACCNet	L, 84-85
1/29	WED	* Wake Forest	ACCNet	W, 90-80
2/1	SAT	* Georgia Tech	RSN	12 p.m.
2/5	WED	* Pittsburgh	ACCNet	6:30 p.m.
2/9	SUN	* at Clemson	ACCNet	6 p.m.
2/11	TUE	* at Virginia	ESPN2/U	9 p.m.
2/15	SAT	* at #9/8 Duke	TBA	4 p.m.
2/17	MON	* North Carolina	ESPN	7 p.m.
2/23	SUN	* Miami (FL)	ACCNet	6 p.m.
2/26	WED	* at Boston College	ACCNet	9 p.m.
2/29	SAT	* at Wake Forest	RSN	4 p.m.
3/4	WED	* #5/6 Florida State	ESPN2/U	9 p.m.
3/7	SAT	* Virginia Tech	ACCNet	2 or 4 p.m.
3/10	TUE	ACC Championship Begins		

Rankings indicated are AP/Coaches Poll

* - Atlantic Coast Conference game

+ - 2019 Men Against Breast Cancer Invitational

& - 2019 ACC/Big Ten Challenge

^ - 2019 Crossroads Classic (Bankers Life Fieldhouse, Indianapolis, IN)

Notre Dame Men's Basketball Athletic Communications

Alan Wasielewski, Associate Athletics Communications Director

awasiele@nd.edu | c: 574-532-4167

BY THE NUMBERS: IRISH VS YELLOW JACKETS

1	Notre Dame leads the country in least amount of fouls committed per game (12.5).
1	Notre Dame leads the country in assist-to-turnover ratio at 1.79. The Irish are ahead of Gonzaga (1.63) and Virginia Tech (1.58). Notre Dame has 350 assists this season compared to just 196 turnovers.
1	Senior John Mooney is tied with William & Mary's Nathan Knight for first in the NCAA with 16 double-doubles this season as of Thursday, January 30.
2	John Mooney is second in the nation rebounds-per-game with a 13.4 average. Mooney has recorded double-doubles in 16 of 19 games played this season. He is the only player in Division I averaging 15-plus points and 13-plus rebounds per game this season.
2	Notre Dame is second in the country in least amount of turnovers committed per game (9.8), behind Liberty (9.77) and ahead of Virginia Tech (9.81).
3	Key shooting percentage categories in which T.J. Gibbs ranks among the best in the ACC (conference games). Gibbs is fourth in FG% (.526), second in 3FG% (.479, min 2.5 3FGM/g) and first in FT% (.909). Since 1996-07, only Shane Battier in 1999-2000 (.541 FG%, .512 3FG%, .810 FT%) and Al Thornton in 2006-07 (.518 FG%, .537 3FG%, .821 FT%) have finished an ACC regular season with 50-50-80 percentages.
6	Sophomore Prentiss Hubb has posted six games this season with 20 or more points, the most for a single Notre Dame player since Bonzie Colson had eight such games during the 2017-18 season. Five of Hubb's six 20-point games have come on the road this season, the most for an Irish player on an opponent's home floor since Luke Harangody posted eight such games in the 2008-09 season.
12.2	Sophomore Dane Goodwin , who has scored in double figures in each of Notre Dame's last five games, is the only player in the ACC averaging double figures this season with less than three games started. In terms of all points scored off the bench, Goodwin ranks third with 12.2 ppg, behind Wake's Olivier Sarr (13.8) and NC State's D.J. Funderburk (12.6).
13.4	John Mooney is second overall rebounding in Division I (13.4) and leads all major conference players. Minnesota's Daniel Oturu is the closest major conference player to Mooney with an 11.3 rpg average.
15/13/2/1	So far in 2019-20, John Mooney is averaging 15.9 ppg, 13.4 rpg, 2.0 apg and 1.2 spg. He is the only player in Division I to boast those number combinations and the first since Blake Griffin posted 22.7 ppg, 14.4 rpg, 2.3 apg and 1.1 spg in 2008-09.
17.5	Notre Dame is currently seventh in the country and first in the ACC in assists per game with a 17.5 average. The Irish have six games this season with over 20 team assists (22 vs. Howard, 24 vs. FDU, school-record tying 33 vs. Detroit Mercy, 23 vs. Alabama A&M, 26 at Syracuse, 23 vs. Syracuse).
23	Notre Dame and Georgia Tech will be meeting for the 23rd time on Saturday afternoon and the second time this season. The all-time series is even at 11-11, while the Irish are 8-2 against Tech in Purcell Pavilion.
23.4	Points-per-game on the road in ACC play this season for Prentiss Hubb . He has surpassed 20 points in each road game (at UNC, at NC State, at Syracuse, at Georgia Tech, at Florida State) while averaging 5.0 apg and shooting .489 from three-point range.
36	John Mooney has posted 36 of his 37 career double doubles in the last two seasons. He leads all Division I players in double doubles since the start of the 2018-19 season, ahead of Bethune Cookman's Cletrell Pope (34) and Colorado State's Nico Carvacho (31).
62	With 37 double-doubles in 59 career starts, John Mooney has posted the best double-double per start percentage (.627) since game starts became an official game stat in the 1978-79 season. See page 5 for more details.
200	John Mooney pulled down 200 rebounds (currently he has 241) in his first 15 games played this season, matching Blake Griffin (2008-09) as the fastest major conference player to reach that mark since Tim Duncan did it in 14 games during the 1996-97 season.
761	Points scored by T.J. Gibbs to become Notre Dame's all-time leading scorer in ACC regular-season competition. Gibbs surpassed Steve Vasturia's 739 with a team-high 23 points against Wake Forest on Wednesday.
1719	Career points scored by Kelly Tripucka , who will enter the Purcell Pavilion Ring of Honor during halftime of Saturday's game. For more on Tripucka's career, see page 10 of this notes package.

PRONUNCIATIONS

Rod Balanis - Rod Buh-LAHN-iss
 Robby Carmody - Robby CAR-muh-dee
 Nikola Djogo - Knee-Cola Joe-Go
 Juwan Durham - JUH-wan Durham
 Nate Laszewski - Nate La-SHEH-skee
 Rex Pflueger - Rex - FLOO-gr
 Harold Swanagan - Harold SWON-uh-gan
 Alan Wasielewski - Alan Waz-uh-lou-skee
 Nixon Dorvilien - Nixon door-VILL-ee-an

SEASON SUPERLATIVES

TEAM			
Points	110	Detroit Mercy	12/10
Rebounds	54	Marshall	11/15
Assists	33	Detroit Mercy	12/10
Turnovers	15	Twice	
Blocks	10	Alabama A&M	12/29
Steals	12	Toledo	11/21
FG	41	Detroit Mercy	12/10
FGA	76	Marshall	11/15
FG%	.594	Detroit Mercy	12/10
3FG	20	Detroit Mercy	12/10
3FGA	39	Twice	
3FG%	.513	Detroit Mercy	12/10
FT	22	Three times	
FTA	27	at Florida State	1/26
FT%	1.000 (8-8)	Detroit Mercy	12/10
Bench Points	45	Detroit Mercy	12/10
1st Half Pts	49	Detroit Mercy	12/10
2nd Half Pts	61	Detroit Mercy	12/10
INDIVIDUAL			
Points	28	Mooney	twice
Pts 1st Half	16	Goodwin	Det. Mercy
Pts 2nd Half	20	Hubb	at GT
Rebounds	19	Mooney	Louisville
Assists	11	Hubb	Det. Mercy
Turnovers	7	Pflueger	at FSU
Blocks	5	Durham	twice
Steals	6	Pflueger	Toledo
FG	11	Mooney	at Syracuse
FGA	23	Mooney	Marshall
FG% (min 5 att)	.857 (6-7)	Durham	Det. Mercy
3FG	6	two players	three times
3FGA	15	Gibbs	Det. Mercy
3FG% (min 5 att)	.750 (6-8)	Gibbs	at Syracuse
FT	7	Three times	
FTA	12	Mooney	Marshall
FT% (min 5 att)	1.000 (7-7)	Mooney	WF

2019-20 NOTRE DAME ROSTER

No.	Name	Pos	Class Year	Elig. Year	Ht.	Wt.	Hometown	High School
0	Rex Pflueger (C)	G	GR	5	6-6	218	Dana Point, CA	Mater Dei
3	Prentiss Hubb	G	SO	2	6-3	175	Upper Marlboro, MD	Gonzaga
5	Cormac Ryan	G	SO	Transfer	6-5	190	New York, NY	Milton Academy (MA)
10	T.J. Gibbs (C)	G	SR	4	6-3	185	Scotch Plains, NJ	Seton Hall Prep
11	Juwan Durham	F	SR	3	6-11	223	Tampa, FL	Tampa Prep
13	Nikola Djogo	G	SR	3	6-7	222	Hamilton, Ontario, Canada	Athlete Institute Prep
14	Nate Laszewski	F	SO	2	6-10	225	Jupiter, FL	Northfield Mount Herman (MA)
23	Dane Goodwin	G	SO	2	6-6	200	Upper Arlington, OH	Upper Arlington
24	Robby Carmody	G	SO	1	6-4	201	Mars, PA	Mars Area
31	Elijah Morgan	G	FR	4	6-0	165	New Orleans, LA	Jesuit
33	John Mooney (C)	F	SR	4	6-9	245	Orlando, FL	Lake Brantley

Glenn and Stacey Murphy Head Men's Basketball Coach	Mike Brey	George Washington '82	20th year at ND
Associate Head Coach	Rod Balanis	Georgia Tech '93	20th year at ND
Assistant Coach	Ryan Ayers	Notre Dame '09	Fourth year at ND
Assistant Coach	Ryan Humphrey	Notre Dame '02	Fourth year at ND
Director of Basketball Operations	Harold Swanagan	Notre Dame '02	11th year at ND
Development and Recruiting Coordinator	Scott Martin	Notre Dame '12	First year at ND
Athletic Trainer	Nixon Dorvilien	Park University '01	First year at ND
Strength and Conditioning	Tony Rolinski	Penn State '91	23rd year at ND
Director of Academic Services for Student-Athletes	Pat Holmes	Notre Dame '79	17th year at ND
Equipment Manager	Joseph Nagle	Ball State '08	Ninth year at ND

NOTRE DAME SERIES HISTORY VS. GEORGIA TECH 11-11

Home 8-2. Away 2-8. Neutral 1-1. ACC 8-5.

Date	City	Site	ND Rk	Opp. Rk	W/L	ND	Opp
2/22/1941	Notre Dame, IN	Fieldhouse			W	53	42
2/5/1966	Notre Dame, IN	Fieldhouse			L	61	75
2/4/1967	Atlanta, GA	McCamish Pavilion			L	87	102
1/30/1969	Notre Dame, IN	Purcell Pavilion	nr/16		W	71	52
1/17/1972	Atlanta, GA	McCamish Pavilion			L	62	82
2/25/1989	Atlanta, GA	McCamish Pavilion			L	80	90
2/24/1990	Notre Dame, IN	Purcell Pavilion	8/6	L OT	80	88	
11/19/2007	+St. Thomas, V.I.	Sports and Fitness Center			L	69	70
1/11/2014	~Atlanta, GA	McCamish Pavilion			L	69	74

NOTRE DAME VS GEORGIA TECH

The University of Notre Dame men's basketball team (12-8, 3-6) faces its second Atlantic Coast Conference game of the week against Georgia Tech (10-11, 4-6) on Saturday, also marking the second meeting for the Irish and Yellow Jackets of the season. Notre Dame earned its first victory in Atlanta since 2015 with a 78-74 win in McCamish Pavilion on January 15.

- The Irish and Yellow Jackets will be meeting for the 23rd time, with the all-time series even at 11-11. Notre Dame is 8-5 against Georgia Tech in ACC competition.
- The series has been dominated by the home team. Georgia Tech is 8-2 against Notre Dame in McCamish Pavilion, while Purcell Pavilion and The Fieldhouse have been just as effective for the Fighting Irish. Notre Dame is 8-2 all-time at home against Georgia Tech.
- Mike Brey is 9-6 against Georgia Tech. Those six losses have come by a combined 18 points (3.0 ppg).
- Notre Dame Associate Head Coach **Rod Balanis** is a 1994 graduate of Georgia Tech and played for legendary Yellow Jacket head coach Bobby Cremins. Balanis was a part of teams that made four trips to the NCAA Championship tournament while earning two Sweet 16 berths and a trip to the 1990 Final Four in Denver, Colorado.

Date	City	Site	ND Rk	Opp. Rk	W/L	ND	Opp
2/26/2014	~Notre Dame, IN	Purcell Pavilion			W	65	62
1/3/2015	~Notre Dame, IN	Purcell Pavilion	14/13		W TOT	83	76
1/14/2015	~Atlanta, GA	McCamish Pavilion	12/12		W	62	59
1/13/2016	~Notre Dame, IN	Purcell Pavilion			W	72	64
2/20/2016	~Atlanta, GA	McCamish Pavilion	19/18		L	62	63
1/28/2017	~Atlanta, GA	McCamish Pavilion	14/12		L	60	62
2/26/2017	~Notre Dame, IN	Purcell Pavilion	21/17		W	64	60
12/30/2017	~Notre Dame, IN	Purcell Pavilion			W	68	59
1/10/2018	~Atlanta, GA	McCamish Pavilion	NR/25		L	53	60
1/22/2019	~Atlanta, GA	McCamish Pavilion			L	61	63
2/10/2019	~Notre Dame, IN	Purcell Pavilion			W	69	59
3/12/2019	^Charlotte, NC	Spectrum Center			W	78	71
1/15/2020	~Atlanta, GA	McCamish Pavilion			W	78	74

+ Paradise Jam. ~ ACC Game. ^ ACC Championship First Round

IRISH TRADITIONALLY AMONG BEST IN THE COUNTRY AT TAKING CARE OF THE BALL

Notre Dame finished third in the NCAA last season in turnovers per game — posting the fifth consecutive season of ranking in the nation's top-10 for least amount of turnovers in a game. The Irish are also perennially one of the top teams in the country in assist to turnover ratio.

The Irish have not averaged over 10.0 turnovers per game since a 10.3 mark in 2013-14 (which was still good enough for 26th nationally).

NOTRE DAME TURNOVERS PER GAME, LAST FIVE SEASONS

Season	Turnovers/Game	National Rank	Conf. Rank	Ast/Turnover	National Rank	Conf. Rank
2014-15	9.4	5	2	1.61	4	2
2015-16	10	10	3	1.34	43	5
2016-17	9.5	2	1	1.66	2	1
2017-18	9.9	7	2	1.46	14	3
2018-19	9.3	3	2	1.38	18	3
2019-20	9.8	2	1	1.79	1	1

A DECADE OF 'NO FOUL' CONTINUES

One of the mantras of Notre Dame basketball under Mike Brey has been to keep the amount of opponent foul shots down. Defend without fouling is a way of life for Irish basketball and the statistics bear out that trend.

In the last 10 years, Notre Dame has failed to finish among the top 10 in least amount of personal fouls committed just twice. They have also led the country in least amount of personal fouls three times.

NOTRE DAME FOULS PER GAME NATIONAL/CONFERENCE FINAL RANKING

Year	Fouls Per Game	NCAA Ranking	Conference Ranking
2009-10	15.1	10	2
2010-11	15.2	11	1
2011-12	13.8	1	1
2012-13	14.1	8	1
2013-14	16.2	15	5
2014-15	15.1	6	1
2015-16	15.1	1	1
2016-17	14.9	4	1
2017-18	13.1	1	1
2018-19	13.8	1	1
2019-20	12.5	1	1

GIBBS SETS NOTRE DAME CAREER ACC SCORING MARK

Senior T.J. Gibbs set the ACC career scoring mark on Wednesday night with a game-high 23 points against Wake Forest, surpassing the mark held by Steve Vasturia (72 games, 739 points).

Player	Seasons	ACC Games	Points	PPG
T.J. GIBBS	2016-current	61	761	12.6
Steve Vasturia	2016-20	72	739	10.3
Bonzie Colson	2014-18	54	696	12.9
V.J. Beachem	2013-17	71	619	8.7
Zach Auguste	2013-16	53	575	10.8
Demetrius Jackson	2013-16	51	549	10.8
Matt Farrell	2014-18	47	491	10.4
John Mooney	2016-current	46	499	10.8
Pat Connaughton	2013-15	36	455	12.6
Jerian Grant	2014-15	18	295	16.4

In terms of all conference action for the Irish, Gibbs ranks 11th on the scoring list with 761 points. Luke Harangody (1,329) and Chris Thomas (1,099) pace the Irish record books in terms of all-time point totals in conference play.

NOTRE DAME RECORD WHEN...

	2019-20	Brey Era
Game played at the Purcell Pavilion	10-3	280-65
Game played on the road	2-4	86-108
Game played at a neutral site	0-1	63-56
Vs. ACC opponents (reg season)	3-6	57-60
Vs. Non-conference opponents	9-2	222-80
Leading at halftime	9-2	341-45
Trailing at halftime	3-6	81-161
Tied at halftime	0-0	14-15
In overtime	1-0	23-12
Shoots .500 or better	4-0	191-11
Shoots less than .500	8-8	239-219
Shoots better than opponent	6-1	356-38
Shoots worse than opponent	6-7	71-190
Shoots same as opponent	0-0	2-1
Makes more free throws than opponent	11-2	355-82
Makes fewer free throws than opponent	0-5	57-139
Same number of free throws	1-0	16-8
Outrebounds opponents	8-3	284-60
Outrebounded by opponent	3-5	130-158
Same number of rebounds	1-0	15-11
Has fewer turnovers than opponent	11-5	234-89
Has more turnovers than opponent	0-3	162-123
Has same number of turnovers	1-0	32-17
Bench outscores opponent's bench	8-2	197-58
Outscored by opponent's bench	3-6	215-163
Bench points are the same	1-0	17-8
Plays a ranked opponent	0-4	67-101
Makes 10 or more three-pointers	7-3	137-42
Wears White Uniforms	10-3	270-82
Wears Blue Uniforms	2-4	85-107
Wears Gold Uniforms	0-0	56-16
Wears Green Uniforms	0-1	6-9
Wears Black Uniforms	0-0	12-15
Plays in November	6-1	99-20
Plays in December	3-3	101-28
Plays in January	3-4	86-78
Plays in February	0-0	85-54
Plays in March	0-0	58-49
Plays in Day Games	4-3	143-81
Plays in Night Games	8-5	285-148
Plays on Sundays	1-0	60-19
Plays on Mondays	1-0	37-34
Plays on Tuesdays	3-0	63-26
Plays on Wednesdays	2-4	68-37
Plays on Thursdays	1-0	42-16
Plays on Fridays	1-0	28-15
Plays on Saturdays	3-4	131-81
Final Margin is 5 points or less	3-6	90-85
Final Margin is 6-10 points	3-0	105-62
Final Margin is 11-19 points	1-1	112-65
Final Margin is 20-plus points	4-1	121-16
Has a player score 20-plus points	6-5	256-108
Has a player score 30-plus points	0-0	41-8
Scores 59 points or less	0-1	17-64
Scores 60-69 points	2-4	73-80
Scores 70-79 points	4-1	118-54
Scores 80-89 points	2-2	130-29
Scores 90-plus points	4-0	91-2

NOTRE DAME CAREER DOUBLE-DOUBLE LEADERBOARD

Rank	Player	Year	Number
1.	Luke Harangody	2006-10	64
3.	LaPhonso Ellis	1988-92	54
3.	Bob Whitmore	1966-69	47
4.	Troy Murphy	1998-2001	45
5.	Bob Arnzen	1966-69	44
6.	Walt Sahn	1962-65	43
7.	Adrian Dantley	1973-76	40
	Collis Jones	1968-71	40
9.	JOHN MOONEY	2016-current	37
10.	Tom Hawkins	1956-59	34
	Bonzie Colson	2014-18	34
12.	Ron Reed	1962-65	33
13.	Jack Cooley	2009-13	32
	Ryan Humphrey	2000-02	32
15.	Torin Francis	2002-06	31

NOTRE DAME SINGLE SEASON DOUBLE-DOUBLE LEADERBOARD

Rank	Player	Year	Number
1.	Luke Harangody	2008-09	25
2.	LaPhonso Ellis	1991-92	22
3.	Ryan Humphrey	2001-02	21
4.	Zach Auguste	2015-16	20
	Troy Murphy	1999-2000	20
6.	John Mooney	2018-19	19
	Bonzie Colson	2016-17	19
	Jack Cooley	2012-13	19
	Luke Harangody	2007-08	19
	Collis Jones	1970-71	19
	Bob Whitmore	1967-68	19
	Bob Whitmore	1966-67	19
13.	Bob Arnzen	1968-69	18
14.	Collis Jones	1969-70	17
15.	JOHN MOONEY	2019-20	16
	Walt Sahn	1962-63	16
17.	Adrian Dantley	1974-75	15
	John Shumate	1973-74	15
	Bob Arnzen	1966-67	15
	Walt Sahn	1962-63	15
21.	LaPhonso Ellis	1989-90	14
	Toby Knight	1976-77	14
	Adrian Dantley	1975-76	14
	Ron Reed	1964-65	14
25.	Jack Cooley	2011-12	13
	Troy Murphy	2000-01	13
	Monty Williams	1992-93	13
	Gary Novak	1971-72	13
	Armand Reo	1961-62	13

MOONEY SECOND IN THE COUNTRY IN REBOUNDING

Senior forward John Mooney is second in the nation in rebounds per game with a 13.4 average. Mooney is the only Division I player in the country averaging 15-plus points and 13-plus rebounds per game (as of January 30, 2020).

NATIONAL REBOUNDING LEADERS:

Player	School	Reb/Game
Kevin Marfo	Quinnipiac	13.7
JOHN MOONEY	NOTRE DAME	13.4
Willie Jackson	Toledo	12.5
Cletrell Pope	Bethune Cookman	12.1
James Butler	Drexel	11.8
Elyjah Goss	IUPUI	11.5
Daniel Orturu	Minneosta	11.3
Paul Reed	DePaul	11.3

MOONEY CLIMBING THE BREY-ERA CAREER REBOUND CHART

Passing 700 career rebounds against Syracuse, John Mooney became the seventh Mike Brey-era (2000-01- current) player to collect 700 or more rebounds. The see sidebar on page 5 for the all-time rebounding chart, on which Mooney currently ranks 17th.

BREY ERA REBOUNDING TOTALS

Player	Seasons	Rebounds
Luke Harangody	2006-10	1,222
Torin Francis	2002-06	969
Bonzie Colson	2014-18	900
Pat Connaughton	2011-15	823
Zach Auguste	2012-16	822
Jack Cooley	2009-13	792
JOHN MOONEY	2015-20	784
Rob Kurz	2004-08	650

MOONEY GRABS 200 REBOUNDS IN JUST 15 GAMES

John Mooney reached the 200 rebound plateau in just his 15th game played against Louisville on Jan. 11. That matches Blake Griffin (2008-09) for the fastest to 200 rebounds in a season since Tim Duncan did it in 14 games during the 1996-97 season.

FEWEST GAMES TO 200 REBOUNDS, SINCE 1996-97, MAJOR CONFERENCES

Tim Duncan	Wake Forest	1996-97	14
JOHN MOONEY	Notre Dame	2019-20	15
Blake Griffin	Oklahoma	2008-09	15
Luke Harangody	Notre Dame	2008-09	16
Seven Others			16

FEWEST GAMES TO 200 REBOUNDS, SINCE 1996-97, ALL DIVISION I

Tim Duncan	Wake Forest	1996-97	14
Adonal Foyle	Colgate	1996-97	14
JOHN MOONEY	Notre Dame	2019-20	15
Five Others			15

MOONEY SETS CONSECUTIVE DOUBLE-DOUBLES MARK

With 12 consecutive double-doubles this season, a streak that ended on Saturday at No. 5/6 Florida State, senior John Mooney set the school record for consecutive games with a double-double. Luke Harangody previously held the mark with 11 straight in 2008-09. Mooney is the only Notre Dame player to ever record two consecutive double-double streaks over eight games in a career.

Player	Consecutive Double-Doubles	Year
JOHN MOONEY	12	2019-20
Luke Harangody	11	2008-09
Armand Reo	10	1961-62
LaPhonso Ellis	9	1991-92
John Mooney	8	2018-19
Walt Sam	8	1964-65

MOONEY POSTING DOUBLE-DOUBLES IN 62 PERCENT OF HIS CAREER STARTS

Up to 37 career double-doubles (ninth all-time at Notre Dame), John Mooney has posted nearly all of his career double-doubles in the past two seasons. He has earned a double-double in 36 of 58 starts - a .627 percentage that has not been seen since game starts became an official stat in the 1978-79 season. Expand to just games played against some of the top double-double performers in school history and the .627 percentage remains on the top of the charts.

Player	Double-Doubles	Starts	Double-Double Percentage	Seasons
Walt Sahm	43	68*	.632	1962-65
JOHN MOONEY	37	59	.627	2016-current
Luke Harangody	64	108	.592	2006-10
Bob Whitmore	47	84*	.559	1966-69
Ron Reed	33	61*	.540	1962-65
Bob Arnzen	44	82*	.536	1966-69
Ryan Humphrey	32	60	.533	2000-02

* - career game starts unavailable, total games played statistic used

MOONEY ONE OF JUST SIX MAJOR CONFERENCE PLAYERS TO AVERAGE A DOUBLE-DOUBLE

Senior forward John Mooney is the only player in the country averaging over 15 points and 13 rebounds per game and one of only six major conference players to average a double-double this season.

MAJOR CONFERENCE PLAYERS TO AVERAGE A DOUBLE-DOUBLE IN 2019-20

Player	Team	Points	Rebounds
JOHN MOONEY	NOTRE DAME	15.9	13.4
Luka Garza	Iowa	23.1	10.7
Daniel Oturu	Minnesota	19.7	11.3
Reggie Perry	Mississippi State	16.9	10.0
Paul Reed	DePaul	15.7	11.1
Tyrique Jones	Xavier	13.3	10.1

MOONEY EYES ACC REBOUNDING MARK

John Mooney finished the 2018-19 ACC schedule averaging 12.6 rebounds per game in ACC play, which was the second-highest since Tim Duncan led the league with a 14.9 average in 1996-97.

So far in 2019-20, Mooney has pulled down 118 rebounds in eight conference games for a 13.1 average.

REBOUND PER GAME AVERAGE, ACC PLAY (since 1988)

Avg	Player	Team	Year
14.9	Tim Duncan	Wake Forest	1997
13.1	JOHN MOONEY	Notre Dame	2020
12.6	John Mooney	Notre Dame	2019
12.3	Sean May	North Carolina	2005
12.2	Tim Duncan	Wake Forest	1995
11.9	Marvin Bagley III	Duke	2018

**JOHN MOONEY
CAREER DOUBLE-DOUBLES**

	Opponent	Pts	Reb	Date
1	Virginia Tech	15	11	1/27/18
2	Radford	14	12	11/14/18 ¹
3	William & Mary	13	11	11/17/18 ²
4	Duquesne	16	10	11/20/18 ³
5	vs. Oklahoma	15	14	12/4/18 ¹
6	at UCLA	12	11	12/8/18 ²
7	Binghamton	12	12	12/18/18
8	Syracuse*	14	14	1/5/19 ¹
9	Boston College*	27	12	1/12/19 ²
10	at # 13/15 North Carolina*	16	19	1/15/19 ³
11	#17/16 NC State*	19	16	1/19/19 ⁴
12	at Georgia Tech*	22	14	1/22/19 ⁵
13	#3/3 Virginia*	15	10	1/26/19 ⁶
14	#2/2 Duke*	14	11	1/28/19 ⁷
15	at Boston College*	15	13	2/2/19 ⁸
16	Georgia Tech*	11	14	2/10/19 ¹
17	at #4/4 Virginia*	11	15	2/16/19 ²
18	#20/18 Virginia Tech*	12	10	2/23/19
19	at #NR/24 Louisville*	22	13	3/3/19
20	Clemson*	18	20	3/6/19
21	vs. Georgia Tech	20	10	3/12/19
22	Robert Morris	10	10	11/9/19 ¹
23	Howard	18	16	11/12/19 ²
24	Marshall	28	16	11/15/19 ³
25	Fairleigh Dickinson	13	13	11/26/19 ¹
26	at #3/4 Maryland	17	12	12/4/19 ²
27	Boston College*	16	18	12/7/19 ³
28	Detroit Mercy	15	11	12/10/19 ⁴
29	UCLA	14	15	12/14/19 ⁵
30	vs. Indiana	15	10	12/21/19 ⁶
31	Alabama A&M	16	18	12/29/19 ⁷
32	at Syracuse*	28	14	1/4/20 ⁸
33	at NC State*	14	14	1/8/20 ⁹
34	#13/11 Louisville*	15	19	1/11/20 ¹⁰
35	at Georgia Tech*	10	13	1/15/20 ¹¹
36	Syracuse*	21	13	1/22/20 ¹²
37	Wake Forest*	19	13	1/29/20 ¹

* - ACC game | ¹ - number of consecutive double-doubles

**NOTRE DAME CAREER
REBOUNDING LEADERBOARD**

Rank	Player	Year	Number
1.	Tom Hawkins	1956-59	1,318
2.	Luke Harangody	2006-10	1,222
3.	Walt Sahm	1962-65	1,146
4.	LaPhonso Ellis	1988-92	1,075
5.	Robert Whitmore	1966-69	1,043
6.	Bob Arnzen	1966-69	944
7.	Troy Murphy	1998-2001	924
8.	Bonzie Colson	2014-18	900
9.	Michael Graney	1957-60	893
10.	Collis Jones	1968-71	884
11.	Ron Reed	1962-65	872
12.	Adrian Dantley	1973-76	843
13.	Pat Connaughton	2011-15	823
14.	Zach Auguste	2012-16	822
15.	Jack Cooley	2009-13	792
16.	JOHN MOONEY	2016-current	784
17.	Pat Garrity	1994-98	776
18.	Torin Francis	2002-06	739

CAREER GAMES WITH...

DOUBLE FIGURE POINTS		
Player	2019-20	Career
John Mooney	18	52
T.J. Gibbs	17	73
Dane Goodwin	14	22
Prentiss Hubb	10	21
Nate Laszewski	7	16
Juwan Durham	7	12
Rex Pflueger	3	22
Robby Carmody	1	2
Nikola Djogo	—	3
20-PLUS POINTS		
Prentiss Hubb	6	6
T.J. Gibbs	3	14
John Mooney	3	9
Dane Goodwin	1	1
Nikola Djogo		1
Nate Laszewski		1
Rex Pflueger		1
10-PLUS REBOUNDS		
John Mooney	17	42
Juwan Durham	3	5
Nate Laszewski	1	2
Rex Pflueger		1
DOUBLE-DOUBLES		
John Mooney	16	37
Juwan Durham	2	3
Prentiss Hubb	1	1
Nate Laszewski	1	1
Rex Pflueger		1

TEAM INFORMATION

Conference	Atlantic Coast
Home Arena (Capacity)	Purcell Pavilion at the Joyce Center (9,149)
Starters Returning/Lost	4/1
Monogram Winners	
Returning/Lost	9/2
Newcomers	2
First Season	1898
Full Seasons	115
All-Time Record	1892-1036-1 (.646)
NCAA Appearances/Record	36 / 39-39 (.500)
NIT Appearances/Record	12 / 27-12 (.692)
First/Last NCAA Appearance	1953 / 2017
ACC Member	2013-14 - present
ACC Regular Season	56-58
ACC Tournament	9-5 (.642)
ACC Championships	1 - 2015

GAME-BY-GAME STARTING LINEUP

DATE	OPPONENT	RESULT	STARTING LINEUP	NUMBER OF LINEUPS	LINEUP RECORD
11/6/2019	at North Carolina	L, 65-76	Durham, Gibbs, Hubb, Mooney, Pflueger	1	0-1
11/9/2019	Robert Morris	W, 92-57	Durham, Gibbs, Hubb, Mooney, Pflueger	1	1-1
11/13/2019	Howard	W, 79-50	Durham, Gibbs, Hubb, Mooney, Pflueger	1	2-1
11/15/2019	Marshall	W, 74-64	Durham, Gibbs, Hubb, Mooney, Pflueger	1	3-1
11/18/2019	Presbyterian	W, 63-53	Durham, Gibbs, Hubb, Laszewski, Pflueger	2	1-0
11/21/2019	Toledo	W, 64-62 OT	Durham, Gibbs, Hubb, Mooney, Pflueger	2	4-1
11/26/2019	Fairleigh Dickinson	W, 91-66	Durham, Gibbs, Hubb, Mooney, Pflueger	2	5-1
12/4/2019	at Maryland	L, 51-72	Durham, Gibbs, Hubb, Mooney, Pflueger	2	5-2
12/7/2019	Boston College	L, 72-73	Durham, Gibbs, Hubb, Mooney, Pflueger	2	5-3
12/10/2019	Detroit Mercy	W, 110-71	Durham, Gibbs, Hubb, Mooney, Pflueger	2	6-3
12/14/2019	UCLA	W, 75-61	Durham, Gibbs, Hubb, Mooney, Pflueger	2	7-3
12/21/2019	vs. Indiana	L, 60-62	Durham, Gibbs, Hubb, Mooney, Pflueger	2	7-4
12/29/2019	Alabama A&M	W, 82-56	Durham, Gibbs, Hubb, Mooney, Pflueger	2	8-4
1/4/2020	at Syracuse	W, 88-87	Durham, Gibbs, Hubb, Mooney, Pflueger	2	9-4
1/8/2020	at NC State	L, 68-73	Durham, Gibbs, Goodwin, Hubb, Mooney	3	0-1
1/11/2020	Louisville	L, 64-67	Durham, Gibbs, Hubb, Mooney, Pflueger	3	9-5
1/15/2020	at Georgia Tech	W, 78-74	Durham, Gibbs, Hubb, Mooney, Pflueger	3	10-5
1/22/2020	Syracuse	L, 82-84	Durham, Gibbs, Hubb, Mooney, Pflueger	3	10-6
1/26/2020	at Florida State	L, 84-85	Durham, Gibbs, Hubb, Mooney, Pflueger	3	10-7
1/29/2020	Wake Forest	W, 90-80	Durham, Gibbs, Hubb, Mooney, Pflueger	3	11-7

MOONEY BECOMES NINTH IRISH PLAYER WITH OVER 600 REBOUNDS IN FINAL TWO SEASONS

Currently the 16th leading rebounder in Notre Dame history, John Mooney has posted much of that production over the past two seasons. In fact, Mooney has pulled down 624 rebounds since the start of the 2018-19 season. Only eight Notre Dame players have posted over 600 rebounds in their final two seasons in an Irish uniform:

600 REBOUNDS - FINAL TWO SEASONS AT NOTRE DAME

Player	Final Two Seasons	Total Rebounds
Tom Hawkins	1957-58, 1958-59	834
Collis Jones	1969-70, 1970-71	741
Walt Sahm	1963-64, 1964-65	708
Mike Graney	1958-59, 1959-60	687
John Shumate	1972-73, 1973-74	684
Ron Reed	1963-64, 1964-65	675
Bob Whitmore	1967-68, 1968-69	659
JOHN MOONEY	2018-19, 2019-20	624
Luke Harangody	2008-09, 2009-10	624
Troy Murphy	1999-2000, 2000-01	607

HUBB IMPRESSIVE ON THE ROAD IN THE ACC

Notre Dame is 2-3 on the road in ACC play this season, earning victories at Syracuse and Georgia Tech while dropping hard-fought contests at No. 5/5 Florida State, NC State and North Carolina. One constant in those five games has been Prentiss Hubb - who has scored 20 points in each of those five ACC road games. Here is a game-by-game breakdown of Hubb on the road in the ACC this season:

Opponent	Date	MP	PTS	FGM	FGA	3FGM	3FGA	FTM	FTA	REB	AST	TO	STL
North Carolina	11/6	37	22	8	17	5	9	1	2	2	6	1	1
Syracuse	1/4	39	22	7	16	6	12	2	2	2	9	4	1
NC State	1/8	39	24	9	14	4	7	2	2	3	2	3	2
Georgia Tech	1/15	34	25	8	16	3	8	6	8	3	3	2	2
Florida State	1/25	39	24	7	16	5	11	5	5	4	1	3	2
Totals		188	117	39	79	23	47	16	19	14	21	13	10
Avg		37.6	23.4		.493		.489		.842	2.8	4.2	2.6	2.0

IRISH BOAST SOLID RECORD FOR ANNUAL HOME-AND-HOME ACC SERIES

Notre Dame faced its traditional ACC rivals — Boston College and Georgia Tech — five times last season. The Irish swept the Eagles, split a home-and-home with Tech and then defeated the Yellow Jackets in the ACC tournament. Notre Dame lost its first game in this four-game series to Boston College in December, but still boasts a 20-6 record against these two opponents in league play since joining the ACC in 2013-14. That mark is the best in the conference against a team's dedicated home-and-home opponents.

RECORD VS. ACC ANNUAL HOME-AND-HOME OPPONENTS

Team	Opponent	Opponent	Record
NOTRE DAME	Boston College	Georgia Tech	20-6
Duke	North Carolina	Wake Forest	18-7
North Carolina	Duke	NC State	16-8
Syracuse	Boston College	Pittsburgh	16-8
Virginia	Virginia Tech	Louisville	16-8*

* - Virginia repeated with Maryland in 2013-14

Each season since 2013-14, ACC teams have faced their designated home-and-home opponents each year, two other league opponents on a rotating home-and-home basis, five opponents on the road only and five opponents at home only.

STATISTICAL MILESTONES

Notre Dame's veteran players are approaching, or have reached, some noteworthy statistical milestones:

Player	Milestone	Current Stat	All-Time ND Rank	Brey-Era Rank
Milestones Reached				
John Mooney	700 rebounds	784	21	7
T.J. Gibbs	200 3FGM	213	10	10
Juwan Durham	100 blocks	110	9	8
Rex Pflueger	300 assists	312	21	11
Milestones Ahead				
Rex Pflueger	130 games	129	8	8
T.J. Gibbs	4000 minutes	3720	9	9
John Mooney	1000 points	981	64	24
John Mooney	800 rebounds	784	15	6
T.J. Gibbs	350 assists	348	16	10

HUBB REACHES 200 CAREER ASSISTS... QUICKLY

Sophomore Prentiss Hubb led the Irish with nine assists in the victory at Syracuse on January 4, 2020, reaching 203 career assists in his 47th game in an Irish uniform. Since 1996-97, that is the fifth-quickest for any player at Notre Dame.

Player	Games to 200th Assist	Date of 200th Assist	Career Assists
Chris Thomas	27	2-23-02 at Miami (FL)	833
Martin Ingelsby	38	12-21-98 Stetson	526
Jerian Grant	41	11-26-12 Chicago State	690
Tory Jackson	43	12-29-07 Brown	694
PRENTISS HUBB	47	1-4-20 at Syracuse	203

DURHAM POSTS TWO NOTEWORTHY DOUBLE-DOUBLES

Senior Juwan Durham responded to the loss of John Mooney (illness) on the front line against Presbyterian with 11 points, 15 rebounds and four blocked shots to record his second career double-double. He followed up with 12 points, 11 rebounds and four more blocks against Fairleigh Dickinson. It was just the seventh and eighth time a Mike Brey era player has recorded 10+ points, 10+ rebounds and 4+ blocks - and the first time since John Mooney did it at North Carolina last season.

Others who have accomplished such a double-double include current Irish assistant coach Ryan Humphrey (2001), Torin Francis twice (2003, 2004), Luke Harangody (2008) and Bonzie Colson (2017).

**NOTRE DAME CAREER
BLOCKED SHOTS LEADERBOARD**

Rank	Player	Year	Number
1.	Jordan Cornette	2001-05	201
3.	LaPhonso Ellis	1988-92	200
3.	Ryan Humphrey	2000-02	166
4.	Torin Francis	2002-06	157
5.	Bonzie Colson	2014-18	155
6.	Troy Murphy	1998-2001	126
7.	Rob Kurz	2004-08	122
8.	Jack Cooley	2009-12	116
9.	JUWAN DURHAM	20018-current	110
10.	Carleton Scott	2008-11	97
	Matt Gotsch	1993-97	97
12.	Luke Harangody	2006-10	95
13.	Zach Auguste	2012-16	87
14.	Phil Hickey	1995-99	84
15.	V.J. Beachem	2013-17	78

**NOTRE DAME CAREER
POINTS LEADERBOARD**

Rank	Player	Year	Number
1.	Austin Carr	1968-71	2560
2.	Luke Harangody	2006-10	2476
3.	Adrian Dantley	1973-76	2223
4.	Chris Thomas	2001-05	2195
5.	Pat Garrity	1994-98	2085
6.	David Rivers	1984-88	2058
7.	Troy Murphy	1998-2001	2011
8.	Matt Carroll	1999-2002	1850
9.	Tom Hawkins	1956-59	1820
10.	David Graves	1998-2002	1746
11.	Jerian Grant	2011-14	1739
12.	Kelly Tripucka	1977-81	1719
13.	Bob Arzen	1966-69	1665
14.	Bonzie Colson	2014-18	1632
15.	Bob Whitmore	1966-69	1580
16.	LaPhonso Ellis	1988-92	1505
17.	Elmer Bennett	1988-92	1488
18.	Pat Connaughton	2011-15	1465
19.	Chris Quinn	2002-06	1454
20.	Don Williams	1974-78	1433
21.	T.J. GIBBS	20016-current	1424
22.	Eric Atkins	2010-14	1421
23.	Daimon Sweet	1988-92	1410
24.	Steve Vasturia	2013-17	1400

NOTRE DAME CAREER GAMES PLAYED LEADERBOARD

Rank	Player	Year	Games Played
1.	Pat Connaughton	2011-15	139
2.	Steve Vasturia	2013-17	137
3.	Tory Jackson	2006-10	136
4.	Eric Atkins	2010-14	133
	Matt Carroll	1999-2003	133
6.	V.J. Beachem	2013-17	132
7.	David Graves	1998-2002	130
	Jonathan Peoples	2006-10	130
9.	REX PFLUEGER	2015-current	129
	Luke Harangody	2006-10	129
11.	Zach Augustine	2012-16	128
	Luke Zeller	2005-09	128
	Chris Thomas	2001-05	128
14.	Harold Swanagan	1998-2002	127
15.	Jordan Cornette	2001-05	126
16.	Bonzie Colson	2014-18	125
17.	T.J.GIBBS	2016-current	124
18.	Jack Cooley	2009-13	123
	Martin Ingelsby	1997-2001	123
	Torrian Jones	2000-04	123
	Chris Quinn	2002-06	123
22.	Jimmy Dillon	1996-2000	122
23.	Colin Falls	2003-07	121
	Austin Torres	2014-18	121
25.	Jerian Grant	2011-15	119
26.	Tyrone Nash	2007-11	118
27.	Ryan Ayers	2005-09	117
28.	Torin Francis	2002-06	113
29.	Zach Hillesland	2005-09	112
30.	Matt Farrell	2014-18	110
	Kyle McAlarney	2005-09	110
32.	Martinas Geben	2014-18	108
	Rob Kurz	2004-08	108

2019-20 ACC STANDINGS

	Team	Conference	Overall
1.	Louisville	9-1	18-3
2.	Duke	7-2	17-3
3.	Florida State	7-2	17-3
4.	Virginia	6-4	14-6
5.	Syracuse	6-4	13-8
6.	NC State	5-5	14-7
7.	Virginia Tech	5-5	14-7
8.	Clemson	5-5	11-9
9.	Pittsburgh	4-6	13-8
10.	Boston College	4-6	10-11
11.	Georgia Tech	4-6	10-11
12.	NOTRE DAME	3-6	12-8
13.	North Carolina	3-6	10-10
14.	Miami	3-7	11-9
15.	Wake Forest	2-8	9-11

DURHAM ALREADY AMONG TOP SHOT BLOCKERS IN NOTRE DAME HISTORY

Blocked shots are one of the youngest official NCAA official statistics, only becoming a part of the game boxscore for the 1985-86 season. With that in mind, it is still noteworthy that senior Juwan Durham (who still retains a year of eligibility after 2019-20) has already established himself as one of the top shot blockers in Notre Dame history.

In his first full season at Notre Dame in 2018-19, Durham swatted 63 shots which ranks fifth on the Notre Dame single-season blocked shots list.

This season, Durham pushed his career blocked-shot average to 2.4 and is one of just three Notre Dame players to average over 2.0 blocks per game in their career:

Player	Seasons	Blocks Per Game
Ryan Humphrey	2000-02	2.8
JUWAN DURHAM	2018-current	2.4
LaPhonso Ellis	1988-92	2.1

Durham's 110 total blocks at Notre Dame currently rank him ninth all-time (see sidebar). Jordan Cornette is the Notre Dame blocked shots record holder with 201 from 2001-05.

PFLUEGER APPROACHING NOTEWORTHY CAREER MILESTONE COMBINATION

Graduate student Rex Pflueger is approaching a combination of career statistical totals that would make him one of just four Irish players to ever reach a unique combination of statistical marks.

Pflueger is approaching 700 points, 400 rebounds, 300 assists and 150 steals in his Notre Dame career - only Chris Thomas (2002-05), David Graves (1999-02) and Tory Jackson (2007-10) have reached those plateaus in combination.

Player	Years	Points (700+)	Rebounds (400+)	Assists (300+)	Steals (150+)
Chris Thomas	2002-05	2,195	528	833	244
David Graves	1999-02	1,746	620	340	202
Tory Jackson	2007-10	1,231	526	694	211
REX PFLUEGER	2015-current	690	397	312	130

PFLUEGER MAKES WINNING PLAYS

Graduate student Rex Pflueger, who missed the final 23 games of the 2018-19 season with a torn ACL in his left leg, returned to the lineup in the season opener this season and has quickly returned to form. Dating back to his freshman season when his last-second tip in the second round of the NCAA tournament against Stephen F. Austin pushed Notre Dame to the Sweet 16, Pflueger has been making winning plays for the Irish - with the come-from-behind victory over Toledo the latest example.

A breakdown of Pflueger's big plays over the final three minutes and overtime of the win over the Rockets:

Time Remaining	Play	Led To	Notes
2:51	Steal	Hubb Lay Up	Cut Toledo lead to three
0:29	Steal	Pflueger FT	Cut Toledo lead back to two
1.5 seconds	Assist	Laszewski 3FG	Executed baseline out of bounds play to send game to overtime
4:21 OT	Rebound	Goodwin FG	Rebound first miss in OT
0:25 OT	Lay Up	Pflueger FG	Back door cut to open lay up, give ND lead in overtime
0:01 OT	Free Throws	Pflueger 2 FT	Two free throws provide the winning points

IRISH CLAIM MABC HONORS

The University of Notre Dame capped off a clean run through the 2019 Men Against Breast Cancer Invitational with a 64-62 overtime victory against Toledo on Thursday, November 21. Combined with a victory in the 2018 Gotham Classic Showcase Game, Notre Dame has won 15 of its last 16 in-season tournament contests - a run that includes the 2016 Legends Classic Championship and the 2017 Maui Invitational title.

John Mooney added to his personal trophy case by garnering MABC MVP honors (as voted on by media members attending each contest). Mooney follows up on his MVP honors in the Gotham Classic Showcase game from last season. Graduate student Rex Pflueger and sophomore Dane Goodwin were named to the MABC All-Tournament Team as well.

A look at Mooney, Pflueger and Goodwin's statistics during the four game MABC Invitational:

Player	MP	FG	FGA	FG%	3FG	3FGA	3FG%	FT	FTA	FT%	REB	REB/G	AST	BLK	STL	PTS	PTS/G
Mooney	118	25	60	.417	5	19	.263	8	17	.471	57	14.3	11	3	5	63	15.8
Pflueger	104	8	27	.296	3	14	.214	8	9	.889	18	4.5	12	1	8	27	6.8
Goodwin	96	20	37	.541	6	13	.462	10	11	.909	17	4.3	4	1	3	56	14.0

A NOTEWORTHY VICTORY

Notre Dame's 110-71 victory over Detroit Mercy on Tuesday, December 10, saw the Irish post several program-bests and individual career highs. Here is a glimpse at some of the superlatives Notre Dame logged against the Titans:

TEAM SUPERLATIVES

- Assists - 33 - tied school record set at Manhattan in 1986, best of Brey era
- Three Point Field Goals - 20 - tied school record set vs. Villanova in 2008
- Field Goals Made - 41 - tied for second-most of Brey era
- Points In Regulation - 110 - most in Brey era (Irish scored 116 points in 40T vs. Georgetown in 2002)

INDIVIDUAL SUPERLATIVES

- Points - 27 - Sophomore Dane Goodwin - also second-most off the bench in the Brey era (Bonzie Colson had 31 vs. Duke in 2016)
- Points - 16 - (career-high matching) Senior Juwan Durham
- Three-Point Field Goals - 6 - (career-high matching) Senior T.J. Gibbs
- Three-Point Field Goals - 5 - Sophomore Dane Goodwin
- Assists - 11 - Sophomore Prentiss Hubb
- Assists - 8 - Senior T.J. Gibbs
- Rebounds - 7 - (career-high matching) Sophomore Dane Goodwin

#RUNITBACK TOP PLAYERS OF THE BREY ERA

The University of Notre Dame men's basketball motto for 2019-20 is 'Run It Back' — focused on Notre Dame's talented roster returning mostly intact from the previous season, but also on the great moments and players of the last 19 years of the Mike Brey era at Notre Dame.

To celebrate the 20th year of the Brey era, Notre Dame season ticket holders were asked to vote for their 20 favorite student-athletes to play for Coach Brey. Those top-20 players were featured on 20 of the 21 home game tickets for the season (the 2019-20 senior team captains are on the 21st game ticket).

Here, according to Irish season ticket holders, are the top 20 players of the Brey era (listed here by chronological order), along with the game ticket and scorecard each is honored on this season.

Player	Game	Date
Troy Murphy (2000-01)	Capital	10/29/19
Matt Carroll (2000-03)	Bellarmine	11/1/19
Ryan Humphrey (2000-02)	Robert Morris	11/9/19
Chris Thomas (2001-05)	Howard	11/12/19
Torin Francis (2002-06)	Marshall	11/15/19
Chris Quinn (2002-06)	Presbyterian	11/18/19
Colin Falls (2003-07)	Toledo	11/21/19
Kyle McAlamey (2005-09)	Fairleigh Dickinson	11/26/19
Luke Harangody (2006-10)	Boston College	12/7/19
Tory Jackson (2006-10)	Detroit Mercy	12/10/19
Tim Abromaitis (2007-12)	UCLA	12/14/19
Ben Hansbrough (2009-11)	Alabama A&M	12/29/19
Eric Atkins (2010-14)	Louisville	1/1/20
Pat Connaughton (2011-15)	Syracuse	1/22/20
Jerian Grant (2010-15)	Wake Forest	1/29/20
Zach Auguste (2012-16)	Georgia Tech	2/1/20
Demetrius Jackson (2013-16)	Pittsburgh	2/5/20
Steve Vasturia (2013-17)	North Carolina	2/17/20
Bonzie Colson (2014-18)	Miami	2/23/20
Matt Farrell (2014-18)	Florida State	3/4/20

TRIPUCKA NOTRE DAME RANKS

Upon graduation (1979)

Career

Category	Rank	Statistic
FTM	3rd	461
FT%	3rd	.798
Scoring	4th	1,719
FG%	5th	.548

Current

Category	Rank	Statistic
FTM	8th	461
FG%	9th	.548
FTA	9th	578
FGM	10th	629
Scoring	12th	1,719
FT%	14th	.798

Single Season - Current

FT%	t-10th	.854	1978-79
-----	--------	------	---------

School Records

FTM Single Game	23-26	vs. Dayton, 2/3/1979
FTA Single Game	26	vs. Dayton, 2/3/1979

KELLY TRIPUCKA ENTERS THE PURCELL PAVILION RING OF HONOR

The University of Notre Dame men's basketball program has announced that Kelly Tripucka (1977-81) will be inducted into the Purcell Pavilion Ring of Honor on February 1, 2020. A three-time All-American and 12th-leading scorer in school history, Tripucka will be the ninth men's basketball addition to the Ring of Honor, which is the highest honor the program can bestow on a former student-athlete or coach.

Tripucka was an energizing force during one of the most successful periods of men's basketball at the University of Notre Dame. A Notre Dame legacy, Tripucka's father, Frank, was a standout quarterback for the Fighting Irish football team and an NFL first-round draft pick in 1949. After a remarkable prep career at Bloomfield High School, Tripucka helped the Irish compile a 92-26 four-year record with each of Tripucka's teams appearing in the NCAA tournament.

A versatile and athletic player who could drive by slower defenders, post up smaller defenders and shoot over any player, Tripucka saved his more noteworthy performances for Notre Dame's top-ranked opponents. As a rookie he secured his spot in a talented starting lineup with a 15-point second half against defending national champion and top-ranked Marquette (Feb. 26, 1978) as the Irish erased a 14-point lead for a 65-59 victory.

Later that year Tripucka was named the Most Valuable Player of the Midwest Regional that propelled Notre Dame to the 1978 Final Four by scoring 20 points against Utah in the Sweet 16, then putting up 18 points and 11 rebounds in the Elite Eight victory over rival DePaul.

He also led Notre Dame by scoring 28 points in the legendary double overtime victory over top-ranked and undefeated DePaul (25-0) on February 27, 1980 - a contest considered to this day as one of the most thrilling in the history of Purcell Pavilion.

Upon the completion of his four years at Notre Dame, Tripucka was fourth on the all-time scoring list (1,719), fifth in field goal percentage (.548), third in free throw percentage (.798) and third in free throws made (461). He owns the Notre Dame single-game record for free throws attempted and made, connecting on 23 of 26 attempts against Dayton on February 3, 1979. Tripucka's teams at Notre Dame claimed 11 wins over top-10 teams including three victories over a top-ranked team (Marquette, DePaul and Virginia).

Tripucka was selected 12th overall by the Detroit Pistons in the 1981 NBA Draft. He earned an all-star berth in his rookie season and spent five successful seasons in Detroit before being traded to the Utah Jazz for Purcell Pavilion Ring of Honor inductee and former teammate Adrian Dantley. After two seasons with the Jazz, Tripucka helped launch the expansion Charlotte Hornets franchise, leading the team with 22.6 points per game during the franchise's inaugural season.

Over his 10 seasons in the NBA, Tripucka scored 12,142 points (17.2 per game) with 2,703 rebounds and 2,090 assists while earning two All-Star game selections.

TRIPUCKA NOTRE DAME STATISTICS

	gp-gs	min/avg	fg-fga	pct	ft-fta	pct	treb	avg	pf	fo	ast	pts	avg
1977-78	31-na	643/20.7	141-247	.571	80-108	.741	161	5.2	52	0	39	362	11.7
1978-79	29-29	807/27.8	143-277	.516	129-151	.854	125	4.3	59	1	47	415	14.3
1979-80	23-23	691/30.0	150-270	.556	115-151	.762	151	6.6	66	2	50	415	18.0
1980-81	29-29	919/31.7	195-354	.551	137-168	.815	169	5.8	81	2	81	527	18.2
TOTAL	112-81	3060/27.3	629-1148	.548	461-578	.798	606	5.4	258	5	217	1719	15.3

TRIPUCKA NBA STATISTICS

	gp-gs	min	fg/fga	FT%	ft-fta	pct	treb	avg	stl	blk	ast	pts	avg
1981-82	82-82	3077	636-1281	.496	495-621	.797	443	5.4	89	16	270	1772	21.6
1982-83	58-58	2252	565-1156	.489	392-464	.845	264	4.6	67	20	237	1536	26.5
1983-84	76-75	2493	593-1279	.459	426-523	.815	306	4.0	65	17	228	1618	21.3
1984-85	55-43	1675	396-831	.477	255-288	.885	218	4.0	49	14	135	1049	19.1
1985-86	81-81	2626	615-1236	.498	380-444	.856	348	4.3	93	10	265	1622	20.0
1986-87	79-76	1865	291-621	.469	197-226	.872	242	3.1	85	11	243	798	10.1
1987-88	49-21	976	139-303	.459	59-68	.868	117	2.4	34	4	105	368	7.5
1988-89	71-65	2302	568-1215	.467	440-508	.866	267	3.8	88	16	224	1606	22.6
1989-90	79-73	2404	442-1029	.430	310-351	.883	322	4.1	75	16	224	1232	15.6
1990-91	77-1	1289	187-412	.454	152-167	.910	176	2.3	33	13	159	541	7.0
TOTAL	707-575	20959	4434-9380	.473	3106-3660	.849	2703	3.8	678	137	2090	12142	17.2

MIKE BREY, GLENN AND STACEY MURPHY HEAD MEN'S BASKETBALL COACH

20th Season at ND | George Washington '82 | Career Record: 528-281 | ND Record: 429-229

In 19 full seasons as the men's basketball coach at the University of Notre Dame, Mike Brey has guided the Fighting Irish to over 400 victories and is the all-time winningest men's basketball coach in school history.

The Irish are enjoying a recent stretch of success that ranks among the best in the 114-year history of basketball under the Golden Dome. Notre Dame was the only school in the nation to make back-to-back appearances in the NCAA Championship Elite Eight at the end of the 2015 and 2016 seasons, claimed an Atlantic Coast Conference title in 2015 and has made two ACC title game appearances in four years of ACC competition.

Brey was named head coach at Notre Dame on July 14, 2000. In his first season with the Irish, his team claimed the 2001 BIG EAST West Division championship and returned to the NCAA Championship for the first time in 12 seasons. Notre Dame soon became a regular in the NCAA tournament by making 12 appearances in 17 seasons with Brey on the sidelines.

In 2011, Brey was the recipient of both the Associated Press and the Henry Iba/USBWA National Coach of the Year award. He was named BIG EAST Coach of the Year in 2007, 2008 and 2011 and three of his players have been named BIG EAST Player of the Year.

Before arriving at Notre Dame, Brey was the head basketball coach at the University of Delaware, where he compiled a 99-52 mark from 1995-2000 and won America East Co-Coach of the Year honors in 1998. Prior to his time at Delaware, he was an assistant coach at Duke University. During his eight years at Duke, the Blue Devils advanced to the Final Four six times and won back-to-back national championships in 1991 and 1992.

Brey graduated from George Washington University in 1982. He played for and coached with legendary high school coach Morgan Wootten at DeMatha High School.

Brey serves on the Coaches vs. Cancer National Council and has helped raise over three million dollars for the organization. He has also partnered with the American Heart Association to create the Men of Heart initiative, raising funds and awareness for men's heart health. Brey is on the National Advisory Board of the Positive Coaching Alliance and is midway through his one-year term as the president of the NABC. He has been inducted into the Delaware and George Washington Halls of Fame.

HONORS AND AWARDS

- 2011 AP, Henry Iba, Basketball Times, Colleg Insider.com National Coach of the Year
- 2007, 2008 & 2011 BIG EAST Coach of the Year
- 2008 Inaugural Skip Prosser Award
- 2006 University of Notre Dame Honorary Monogram
- George Washington and Delaware Athletics Hall of Fame

TEAM ACCOMPLISHMENTS

- 2015 ACC Champions
- 2015 & 2016 NCAA Elite Eight
- 14 NCAA Championship Appearances (12 at Notre Dame)
- 20 Postseason Appearances - Notre Dame: 12 NCAA, 5 NIT | Delaware: 2 NCAA, 1 NIT
- 3 Conference Players of the Year

MIKE BREY YEAR-BY-YEAR AT NOTRE DAME - QF - Quarterfinals | SF - Semifinals | F - Finalist | C - Champion

Year	Conference	Overall	Home	Away	Neutral	Conference	Ranked Teams	As Ranked Team	Conf. Finish	Conference Tournament	Post Season
2000-01	Big East	20-10	12-4	6-4	2-2	11-5	4-2	16-10	1st - West	0-1 - QF	NCAA: 1-1 - 2nd Round
2001-02	Big East	22-11	9-4	8-4	5-3	10-6	3-6	0-0	2nd - West	1-1 - SF	NCAA: 1-1 - 2nd Round
2002-03	Big East	24-10	14-2	4-5	6-3	10-6	5-6	16-9	t-3rd - West	0-1 - QF	NCAA: 2-1 - Sweet 16
2003-04	Big East	19-13	11-7	6-5	2-1	9-7	2-7	2-2	7th	1-1 - QF	NIT: 2-1 - QF
2004-05	Big East	17-12	13-5	4-6	0-1	9-7	2-5	3-1	6th	0-1	NIT: 0-1
2005-06	Big East	16-14	12-5	4-7	0-2	6-10	1-7	0-0	t-11th	0-1	NIT: 1-1 - 2nd Round
2006-07	Big East	24-8	18-0	3-5	3-3	11-5	3-2	15-7	4th	1-1 - SF	NCAA: 0-1
2007-08	Big East	25-8	17-0	5-4	3-4	14-4	2-6	10-4	t-2nd	0-1 - QF	NCAA: 1-1 - 2nd Round
2008-09	Big East	21-15	15-3	3-8	3-4	8-10	3-9	12-8	t-9th	1-1 - QF	NIT: 3-1 - SF
2009-10	Big East	23-12	17-3	3-6	3-3	10-8	4-4	2-1	t-7th	2-1 - SF	NCAA: 0-1
2010-11	Big East	27-7	17-0	5-4	5-3	14-4	8-3	19-6	2nd	1-1 - SF	NCAA: 1-1 - 2nd Round
2011-12	Big East	22-12	16-1	5-5	1-6	13-5	5-5	5-3	3rd	1-1 - SF	NCAA: 0-1
2012-13	Big East	25-10	17-2	4-5	4-3	11-7	5-4	19-10	t-5th	2-1 - SF	NCAA: 0-1
2013-14	ACC	15-17	13-6	1-9	1-2	6-12	1-5	2-1	t-11th	0-1	—
2014-15	ACC	32-6	17-2	7-2	8-2	14-4	8-3	24-5	3rd	3-0 - C	NCAA: 3-1 - Elite Eight
2015-16	ACC	24-12	14-2	5-5	5-5	11-7	4-6	6-5	4th	1-1 - SF	NCAA: 3-1 - Elite Eight
2016-17	ACC	26-10	16-2	5-4	5-4	12-6	4-11	18-10	t-2nd	2-1 - F	NCAA: 1-1 - 2nd Round
2017-18	ACC	21-15	11-6	5-7	5-2	8-10	1-6	8-5	10th	2-1 - QF	NIT: 1-1 - 2nd Round
2018-19	ACC	14-19	11-8	1-9	2-2	3-15	0-9	0-0	15th	1-1 - 2nd	—
2019-20	ACC	12-8	10-3	2-4	0-1	3-6	0-2	0-0			
Totals		428-228 (.652)	279-65 (.802)	85-106 (.445)	63-56 (.534)	ACC: 57-60 (.487)	67-98 (.411)	177-87 (.661)		ACC: 9-5 (.642)	NCAA: 13-12 (.520)

IN GAMES DECIDED BY ...

1 point	18-17
2 points	15-21
3 points	25-25
4 points	17-14
5 points	19-15
6 points	20-12
7 points	26-19
8 points	18-14
9 points	17-7
10 points	18-8
11-15 points	76-68
16-20 points	43-22
21-30 points	61-14
31-40 points	40-0
41-50 points	14-0
50+ points	1-0
Total	429-229

IN OVERTIME

Team	Date	W/L	ND	Opp	OTs
at Georgetown	2/9/02	W	116	111	4
at Boston College	1/25/03	W	101	96	1
Georgetown	2/1/03	W	93	92	2
at Pittsburgh	1/4/06	L	97	100	2
Georgetown	1/24/06	L	82	85	2
at Louisville	2/4/06	L	86	89	1
at Connecticut	2/21/06	L	74	75	1
at Michigan	3/20/06	L	84	87	2
Providence	1/31/08	W	81	74	1
at Louisville	1/12/09	L	73	87	1
at Louisville	2/17/10	L	89	91	2
at Marquette	3/6/10	W	63	60	1
vs. Georgia	11/25/10	W	89	83	2
Louisville	2/9/11	W	89	79	1
vs. Louisville	3/11/11	L	77	83	1
at Louisville	1/7/12	W	67	65	2
at Villanova	2/18/12	W	74	70	1
vs. USF	3/8/12	W	57	53	1
vs. Saint Joseph's	11/16/12	L	70	79	1
at DePaul	2/2/13	W	79	71	1
Louisville	2/9/13	W	104	101	5
DePaul	2/13/13	W	82	78	1
Canisius	12/29/13	W	87	81	1
Boston College	2/1/14	W	76	73	1
Clemson	2/11/14	W	68	64	2
Pittsburgh	3/1/14	L	81	85	1
Michigan State	12/3/14	W	79	78	1
Georgia Tech	1/3/15	W	83	76	2
at NC State	1/25/15	W	81	78	1
vs. Butler	3/21/15	W	67	64	1
vs. Duke	3/10/16	W	84	79	1
at Pittsburgh	12/31/16	W	78	77	1
vs. Indiana	12/16/17	L	77	80	1
Louisville	1/16/18	L	78	82	2
Toledo	1/21/19	W	64	62	1
Total			23-12	.657	

NCAA STATISTICAL SINGLE-SEASON CHAMPION

2008	Assists	18.4
2009	Assist/Turnover	1.75
2009	Fewest Turnovers	9.53
2012	Fewest Personal Fouls	13.82
2017	Free Throw %	80.0
2018	Fewest Personal Fouls	13.06
2019	Fewest Personal Fouls	13.80

NOTRE DAME MEN'S BASKETBALL COACHING HISTORY

Coach	Wins	Losses	Ties	%	Games	NCAA App	NCAA Ws	Seasons	Seasons Coached
MIKE BREY	429	227	0	.652	656	12	13	19	2000-01 – current
Digger Phelps	393	197	0	.666	590	14	15	20	1971-72 – 1990-91
George E. Keogan	332	100	1	.767	433	0	0	20	1923-24 – 1942-43
John Jordan	199	131	0	.603	330	6	8	13	1951-52 – 1963-64
John Dee	116	80	0	.592	196	4	2	7	1964-65 – 1970-71
John MacLeod	106	124	0	.461	230	0	0	8	1991-92 – 1998-99
Moose Krause	87	48	0	.644	135	0	0	6	1943-44, 1946-47 – 1950-51
Bertram Maris	78	20	0	.780	98	0	0	5	1907-08 – 1911-12
Jesse Harper	46	30	0	.605	76	0	0	6	1913-14 – 1918-19

NCAA ACTIVE COACHING WINS

as of January 23, 2020 – current school in **bold**

	Wins	Coach	School
1	1148	Mike Krzyzewski	Army (73), Duke
2	958	Jim Boeheim	Syracuse
3	879	Roy Williams	Kansas (418), North Carolina
4	875	Bob Huggins	Akron, Cincinnati, Kansas State, West Virginia
5	775	Cliff Ellis	Coastal Carolina , Clemson, Auburn, South Alabama
6	722	John Calipari	Kentucky , Massachusetts, Memphis
7	704	Rick Barnes	Clemson, George Mason, Providence, Tennessee , Texas
8	695	Bill Self	Illinois (78), Kansas , Oral Roberts (55), Tulsa (74)
9	660	Dana Altman	Creighton, Kansas State, Marshall, Oregon
10	655	Jim Larranaga	American International, Bowling Green, George Mason, Miami (FL)
11	651	Lon Kruger	Florida, Illinois, Kansas State, Oklahoma , UTRGV
12	630	Kelvin Sampson	Houston , Indiana, Oklahoma, Washington State, Montana Tech
13	623	Greg Kampe	Oakland
14	620	Tom Izzo	Michigan State
15	618	Tubby Smith	Georgia, High Point , Kentucky, Memphis, Minnesota, Texas Tech, Tulsa
16	599	Steve Alford	Manchester, Iowa, Missouri State, New Mexico, UCLA, Nevada
17	588	Mark Few	Gonzaga
18	587	Bob McKillop	Davidson
19	585	Jay Wright	Hofstra (122), Villanova
20	578	Bruce Pearl	Southern Indiana, Milwaukee, Tennessee, Auburn
21	575	Danny Kaspar	UIW, Stephen F. Austin, Texas State
22	550	Leonard Hamilton	Florida State , Miami (FL), Oklahoma State
23	527	MIKE BREY	Delaware, Notre Dame
24	518	Gregg Marshall	Wichita State , Winthrop
25	504	Jeff Jones	American, Old Dominion , Virginia

NCAA ACTIVE COACHING WINS

AT CURRENT DIVISION I SCHOOL

as of January 23, 2020

	Wins	Coach	School
1	1075	Mike Krzyzewski	Duke
2	958	Jim Boeheim	Syracuse
3	623	Greg Kampe	Oakland
4	620	Tom Izzo	Michigan State
5	588	Mark Few	Gonzaga
6	587	Bob McKillop	Davidson
7	488	Bill Self	Kansas
8	461	Roy Williams	North Carolina
9	463	Jay Wright	Villanova
10	428	MIKE BREY	Notre Dame

NCAA ACTIVE GAMES COACHED

as of January 23, 2020

	Games	Coach	School
1	1495	Mike Krzyzewski	Duke
2	1350	Jim Boeheim	Syracuse
3	1285	Cliff Ellis	Coastal Carolina
4	1240	Bob Huggins	West Virginia
5	1123	Roy Williams	North Carolina
6	1094	Jim Larranaga	Miami (FL)
7	1093	Greg Kampe	Oakland
8	1074	Rick Barnes	Tennessee
9	1066	Lon Kruger	Oklahoma
10	1003	Dana Altman	Oregon
11	978	Leonard Hamilton	Florida State
12	956	Kelvin Sampson	Houston
13	949	Tubby Smith	Highpoint
14	946	Bob McKillop	Davidson
15	935	John Calipari	Kentucky
16	910	Ron Cottrell	Houston Baptist
17	909	Bill Self	Kansas
18	905	Steve Alford	Nevada
19	874	Danny Kaspar	Texas State
20	870	Jeff Jones	Old Dominion
21	856	Tom Izzo	Michigan State
22	848	Jay Wright	Villanova
23	847	Bill Herrion	New Hampshire
24	823	Herb Sendek	Santa Clara
25	811	Greg McDermott	Creighton
26	807	MIKE BREY	Notre Dame
27	797	Bruce Pearl	Auburn
28	788	Steve Hawkins	Western Michigan

24 Robby Carmody

Guard | 6-4 / 201 | Sophomore
Mars, PA | Mars Area

CARMODY GAME-BY-GAME STATISTICS

	Opponent	Min	FG-A	3FG-A	FT-A	O-D-R	PF	TP	A	TO	S	B
11/6	at North Carolina	16	3-9	0-3	0-0	1-1-2	2	6	0	1	4	0
11/9	Robert Morris	21	4-6	0-1	5-6	1-1-2	3	13	0	1	0	1
11/12	Howard	22	3-5	0-1	2-3	0-0-0	3	8	2	1	1	0
11/15	Marshall	5	0-0	0-0	0-0	0-1-1	0	0	0	0	0	0
11/18	Presbyterian					DNP						
11/21	Toledo	5	1-1	0-0	0-0	0-1-1	1	2	0	1	0	0
11/26	Fairleigh Dickinson	13	0-1	0-0	3-4	0-3-3	3	3	1	1	0	0
12/4	at Maryland	13	2-4	0-1	1-2	0-2-2	2	5	1	1	1	0
12/7	Boston College					DNP						
12/10	Detroit Mercy					DNP						
12/14	UCLA					DNP						
12/21	vs. Indiana					DNP						
12/29	Alabama A&M					DNP						
1/4	at Syracuse					DNP						
1/8	at NC State					DNP						
1/11	Louisville					DNP						
1/15	at Georgia Tech					DNP						
1/22	Syracuse					DNP						
1/25	at Florida State					DNP						
1/29	Wake Forest					DNP						
2/1	Georgia Tech											
2/5	Pittsburgh											
2/9	at Clemson											
2/11	at Virginia											
2/15	at Duke											
2/17	North Carolina											
2/23	Miami											
2/26	at Boston College											
2/29	at Wake Forest											
3/4	Florida State											
3/7	Virginia Tech											

* - games started

2019-20

- Underwent successful surgery on Monday, December 9, 2019, on his left ACL. Expected to make a full recovery, with a projected return date to be announced.
- Scored five points off the bench against No. 3/4 Maryland (12/4/19) but suffered a knee injury in the game's final minutes on a drive to the basket. An MRI conducted on December 5, 2019, revealed a left ACL injury and Carmody will miss the remainder of the 2019-20 season.
- Returned to the lineup against Toledo (11/21) but was sidelined after just five minutes after a hard foul under the basket and suffered a shoulder contusion.
- Did not play vs. Presbyterian as a precaution (concussion protocol).
- Came off the bench to score a career-high 13 points in the 2019-20 home opener against Robert Morris (11/9), giving him 24 points in the two Notre Dame home openers in which he has competed (11 points vs. UIC last year).

2018-19

- Underwent successful left shoulder surgery on December 27, 2018, and is expected to be fully recovered for the team's off-season workout schedule in the summer of 2019.
- An MRI conducted on December 14, 2018, revealed a partial labrum tear in his left shoulder that required season-ending surgery. Retains four years of eligibility by qualifying for a medical redshirt season.
- Became the first true freshman to start the first game of the season (vs. UIC 11/6/18) since Torin Francis in 2002-03.
- Sparked Notre Dame's defensive effort in the victory over UIC, taking a charge in the first minute of the game. Finished with 11 points, four rebounds and two steals in his first action in an Irish uniform.
- Limited to three minutes against Illinois (11/27/18) with a shoulder injury suffered in the first half.

HIGH SCHOOL

- 2018 Gatorade Pennsylvania Player of the Year
- 2018 Pennsylvania Mr. Basketball Finalist
- Led Mars Area to the 2018 WPIAL Class 5A title and finished as the overall state runner up.
- Played in the 2018 Capital Classic all-star game.
- Ranked No. 81 on the final ESPN Class of 2018 player rankings.
- 2018 TribLive (Tribune Review) Boys Basketball Player of the Year.
- Averaged 31.1 points, 14.1 rebounds, 4.3 steals and 1.6 blocks for Mars during his senior season.
- Finished his career at Mars Area with 2,390 points and 1,216 rebounds.
- Traveled to Italy in 2017 as part of a Junior International Tour.

PERSONAL

- Son of Stephanie and Rob, along with brother Michael and sister Mackenzie.
- Father, Rob has been the head coach at Mars Area for 20 years and was the Pennsylvania 3A Coach of the Year in 2016.
- Boasted a 4.0 GPA at Mars Area and was a member of the National Honor Society.
- Enrolled in the Mendoza College of Business.

CARMODY SEASON/CAREER HIGHS

Category	19-20 Season	Career
Points	13 Robert Morris (11/9/19)	13 Robert Morris (11/9/19)
Rebounds	3 Fairleigh Dickinson (11/26/19)	4 UIC (11/6/18)
Assists	2 Howard (11/12/19)	2 Howard (11/12/19)
Steals	4 at UNC (11/6/19)	4 at UNC (11/6/19)
Blocks	1 Robert Morris (11/9/19)	1 Robert Morris (11/9/19)
FGM	4 Robert Morris (11/9/19)	4 Robert Morris (11/9/19)
3FGM	—	1 Radford (11/14/18)
FTM	5 Robert Morris (11/9/19)	5 twice
Minutes	22 Howard (11/12/19)	22 Howard (11/12/19)

CAREER STATISTICS

				Field Goals		3-Point		F-Throws		Rebounds										Scoring	
SEASON	TEAM	GP-GS	MIN/AVG	FG-FGA	FG%	3FG-FGA	3FG%	FT-FTA	FT%	OFF	DEF	TOT	AVG	PF-FO	AST	TO	BLK	STL	PTS	AVG	
2018-19	ND	9-2	89/9.9	11-34	.324	1-11	.091	10-13	.769	9	6	15	1.7	11-0	2	11	1	4	33	3.7	
2019-20	ND	7-0	96/13.8	13-26	.500	0-6	.000	12-17	.706	2	9	11	1.6	14-0	4	6	1	6	38	5.4	
TOTAL		16-2	185/11.6	24-60	.400	1-17	.059	22-30	.733	11	15	26	1.6	25-0	6	17	2	10	71	4.4	

13 Nikola Djogo

Guard | 6-7 / 222 | Senior

Hamilton, Ontario | Athlete Institute Prep

DJOGO GAME-BY-GAME STATISTICS

	Opponent	Min	FG-A	3FG-A	FT-A	O-D-R	PF	TP	A	TO	S	B
11/6	at North Carolina					DNP						
11/9	Robert Morris	15	0-2	0-2	0-0	0-1-1	2	0	3	0	0	1
11/12	Howard	11	0-0	0-0	0-0	0-1-1	0	0	0	1	0	0
11/15	Marshall	4	0-1	0-0	0-0	0-2-2	1	0	0	0	0	0
11/18	Presbyterian	16	2-3	2-2	1-2	0-1-1	1	7	1	0	1	0
11/21	Toledo	2	0-1	0-1	0-0	0-0-0	0	0	0	0	0	0
11/26	Fairleigh Dickinson	9	0-1	0-1	0-0	0-0-0	0	0	3	1	1	0
12/4	at Maryland	3	0-0	0-0	1-2	1-0-1	0	0	0	0	0	0
12/7	Boston College	6	0-1	0-1	0-0	0-0-0	0	0	1	0	0	0
12/10	Detroit Mercy	13	1-2	0-1	2-2	0-2-2	1	4	1	1	1	0
12/14	UCLA					DNP						
12/21	vs. Indiana	1	0-0	0-0	0-0	0-0-0	0	0	0	0	0	0
12/29	Alabama A&M	7	0-3	0-2	2-2	1-1-2	0	2	2	0	0	0
1/4	at Syracuse	1	0-0	0-0	0-0	0-0-0	0	0	0	0	0	0
1/8	at NC State					DNP						
1/11	Louisville	4	0-1	0-1	0-0	0-0-0	0	0	0	0	0	0
1/15	at Georgia Tech					DNP						
1/22	Syracuse					DNP						
1/25	at Florida State					DNP						
1/29	Wake Forest	11	0-3	0-2	0-0	0-3-3	1	0	0	0	0	0
2/1	Georgia Tech											
2/5	Pittsburgh											
2/9	at Clemson											
2/11	at Virginia											
2/15	at Duke											
2/17	North Carolina											
2/23	Miami											
2/26	at Boston College											
2/29	at Wake Forest											
3/4	Florida State											
3/7	Virginia Tech											

* - games started

DJOGO SEASON/CAREER HIGHS

Category	19-20 Season	Career
Points	7 Presbyterian (11/18/19)	21 at Boston College (2/2/19)
Rebounds	2 twice	9 twice
Assists	3 Robert Morris (11/9/19)	4 Chicago State (11/16/17)
Steals	1 twice	1 10 times
Blocks	1 Robert Morris (11/9/19)	2 twice
FGM	2 Presbyterian (11/18/19)	7 at Boston College (2/2/19)
3FGM	2 Presbyterian (11/18/19)	4 at Boston College (2/2/19)
FTM	2 Detroit Mercy (12/10/19)	3 at Boston College (2/2/19)
Minutes	16 Presbyterian (11/18/19)	37 Miami (FL) (2/19/18)

HONORS AND AWARDS

- 2017 ACC Academic Honor Roll

2019-20

- Came off the bench to provide a spark against Presbyterian, hitting first two 3FGs in the eventual victory – finished the game with a season-high 16 minutes played.

2018-19

- Announced March 6, 2019, that an MRI revealed a torn labrum in his right shoulder. Underwent surgery in March of 2019 and is back to full strength for the 2019-20 season.
- Missed the last two games at Florida State (2/25/19) and Louisville (3/3/19) due to a shoulder injury suffered late in the contest against Virginia Tech (2/23/19).
- His competition level against No. 2/2 Duke (1/28/19) earned him the start at Boston College (2/2/19) and he responded with a career-best performance, leading the Irish with 21 points (first career 20-point game) while shooting four-of-six from three-point range with three rebounds and two assists in a season-high 36 minutes.
- Notre Dame's best player off the bench against No. 2/2 Duke (1/28/19), scoring seven points with two blocks and six rebounds in 21 minutes.
- Stepped up with the loss of T.J. Gibbs and Juwan Durham vs. Boston College (1/12/19) to play a season-high 22 minutes with six rebounds and two assists.
- Was not able to make the trip to Virginia Tech (1/1/19) while recovering from the flu.
- Saw an increased role off the bench due to the season-ending injuries to senior Rex Pflueger and freshman Robby Carmody.
- Came off the bench to score eight points in 11 minutes against Jacksonville.

2017-18

- Matched his career high with nine rebounds in 25 minutes in the NIT opening win over Hampton (3/13/18).
- Played 34 turnover-free minutes at Wake Forest (2/24/18) while pulling down a career-best nine rebounds.
- With Rex Pflueger missing the Miami (FL) game due to injury, played a career-high 37 minutes against the Hurricanes, scoring seven points and grabbing five rebounds.
- Stepped up in a crucial time in the second half at Boston College (2/6/18) with Rex Pflueger sidelined after taking a hard fall on a drive to the basket. Took over defensive responsibilities for BC's Jerome Robinson while also making key plays on offense – including a big three-point field goal when BC had cut the Irish lead to nine points with 5:32 remaining in the game.
- Hit double-digit scoring for the second time in his career at No. 4/5 Duke (1/29/18), finishing with 10 points.
- Made his first career start against Virginia Tech (1/27/18), becoming the first Canadian-born player to start at game at Notre Dame. Finished the game by playing 34 minutes with three points, two blocks and a steal.
- Stepped up in the battle with No. 20/18 North Carolina (1/13/18), scoring a career-high 12 points with four rebounds – hitting back-to-back three pointers late in the game to give the Irish a six-point lead in an eventual one-point loss.
- Played 24 minutes at Georgia Tech (1/10/18) and responded with five points and three rebounds.
- Missed the game against Southeastern Louisiana (12/21/17) while he recovered from an illness.
- Logged seven key minutes vs. Indiana (12/16/17) in the Crossroads Classic, finishing with three points and two rebounds.
- Saw his earliest playing time of the year at Delaware (12/9/17), as he was the second substitute to enter the game in the first half, finished with a three pointer in four minutes of action.
- Connected on his first career three-point field goal in the victory over LSU (11/21/17) at the 2017 Maui Invitational.
- Played 10 minutes in the victory over Chicago State (11/16/17), dishing out four assists.
- Made his Notre Dame debut in the second half against Mount St. Mary's (11/13/17).

2016-17

- Sat out the 2016-17 season to preserve a year of eligibility.

HIGH SCHOOL

- Attended Saltfleet for his freshman through junior season before transferring to Athlete Institute Prep for his final year of prep competition.
- Averaged 18 points, 10 rebounds and seven assists in his junior season at Saltfleet, helping them to the Triple A OFSAA Championship (equal of state championship in United States).
- Helped Athletes Institute win the inaugural OSBA Championship in 2016.
- Also competed in volleyball and soccer during his prep career.

PERSONAL

- Full name is Nikola Djogo.
- Born in Hamilton, Ontario, Canada.
- Son of Djordje and Zana Djogo, along with older sister Anja.
- Parents moved from the former Yugoslavia to Ontario, Canada, to escape the Yugoslav Civil War fought throughout the 1990s.
- Enrolled in the Mendoza College of Business with a major in management consulting.

CAREER STATISTICS

				Field Goals		3-Point		F-Throws		Rebounds										Scoring	
SEASON	TEAM	GP-GS	MIN/AVG	FG-FGA	FG%	3FG-FGA	3FG%	FT-FTA	FT%	OFF	DEF	TOT	AVG	PF-FO	AST	TO	BLK	STL		PTS	AVG
2017-18	ND	32-3	503/15.7	29-102	.284	14-58	.241	11-21	.524	17	54	71	2.2	34-0	23	15	7	8		83	2.6
2018-19	ND	21-6	266/12.7	21-48	.438	9-29	.310	5-8	.625	8	37	45	2.1	16-0	17	9	3	8		56	2.7
2019-20	ND	14-0	104/7.4	3-18	.167	2-13	.154	6-8	.750	2	11	13	0.9	6-0	11	4	1	3		14	1.0
TOTAL		67-9	873/13.0	53-168	.315	25-100	.250	22-37	.595	27	102	129	1.9	56-0	51	28	11	19		153	2.3

11 Juwan Durham

Forward | 6-11 / 223 | Senior
Tampa, FL | Tampa Prep

DURHAM GAME-BY-GAME STATISTICS

	Opponent	Min	FG-A	3FG-A	FT-A	O-D-R	PF	TP	A	TO	S	B
11/6	*at North Carolina	13	1-4	0-0	0-0	2-2-4	2	2	2	1	1	0
11/9	*Robert Morris	17	3-3	0-0	2-2	0-5-5	0	8	1	3	1	3
11/12	*Howard	14	5-6	0-0	1-2	1-4-5	0	11	2	0	2	2
11/15	*Marshall	14	3-6	0-0	2-2	2-2-4	2	8	0	0	1	1
11/18	*Presbyterian	29	3-5	0-0	5-10	3-12-15	2	11	0	3	1	4
11/21	*Toledo	18	2-6	0-0	0-0	2-3-5	0	4	0	1	0	3
11/26	*Fairleigh Dickinson	23	3-7	0-0	6-8	7-4-11	0	12	0	0	1	4
12/4	*at Maryland	21	4-7	0-0	1-2	2-3-5	2	9	1	1	0	2
12/7	*Boston College	20	4-4	0-0	0-0	1-3-4	1	8	3	0	0	4
12/10	*Detroit Mercy	25	6-7	0-0	4-4	2-7-9	3	16	0	2	1	5
12/14	*UCLA	12	1-3	0-0	0-1	0-3-3	3	2	0	1	0	2
12/21	*vs. Indiana	18	3-6	0-0	5-5	2-2-4	3	11	1	2	0	1
12/29	*Alabama A&M	21	5-9	0-0	1-4	1-4-5	1	11	1	0	0	5
1/4	*at Syracuse	21	3-6	0-0	0-0	4-6-10	5	6	2	0	0	3
1/8	*at NC State	23	1-6	0-0	2-3	3-3-6	0	4	1	3	0	2
1/11	*Louisville	12	2-6	0-0	0-0	0-4-4	1	4	1	0	0	2
1/15	*at Georgia Tech	15	4-6	0-0	0-0	3-1-4	2	8	0	1	0	0
1/22	*Syracuse	12	2-3	0-0	2-2	0-1-1	3	6	0	1	0	2
1/25	*at Florida State	28	5-9	0-0	6-7	2-7-9	3	16	0	1	1	2
1/29	*Wake Forest	14	1-2	0-0	2-3	1-1-2	3	4	0	0	1	0
2/1	Georgia Tech											
2/5	Pittsburgh											
2/9	at Clemson											
2/11	at Virginia											
2/15	at Duke											
2/17	North Carolina											
2/23	Miami											
2/26	at Boston College											
2/29	at Wake Forest											
3/4	Florida State											
3/7	Virginia Tech											

* - games started

2019-20

- Matched his career-high with 16 points at No. 5/6 Florida State, including two clutch plays at the end of the contest. His steal and immediate lay in with 17 seconds left cut the lead to one, then he gave Notre Dame an opportunity to win the game by forcing a five second call on an inbounds play with 16 seconds remaining.
- Became the ninth player in Notre Dame history to block 100 shots in a career against Syracuse.
- Registered a +18 in the victory over Syracuse (1/4/20), collecting 10 rebounds, six points, three blocks and two assists in 21 minutes.
- Reached five blocked shots for the second time this season against Alabama A&M (12/29/19), adding 11 points and five rebounds.
- Just missed a double-double against Detroit Mercy (12/10/19) with a career-high-matching 16 points, nine rebounds and season-high five blocked shots.
- Recorded the second double-double of the season with 12 points and 11 rebounds with four blocked shots in the victory over Fairleigh Dickinson (11/26/19).
- Stepped up in the absence of John Mooney against Presbyterian (11/18/19) by recording his second career double-double with 11 points and a career-high 15 rebounds – while also blocking four shots.
- Scored 11 points with five rebounds, two blocks and two steals against Howard (11/12/19)

2018-19

- Finished the season with 63 blocks, the fifth-best single season total in program history. His 2.33 blocks-per-game average finished second in the ACC (all games) and 19th in the NCAA.
- Logged a career-high 28 minutes in the ACC first-round victory over Georgia Tech with 12 points and four blocked shots.
- Recorded fifth start of the season at Florida State (2/25/19), grabbing four rebounds and blocking two shots in 24 minutes.
- Flashed a return to form in the second half at Miami (2/6/19), scoring eight points on four-of-six shooting.
- Returned to the lineup at Boston College (2/2/19) but showed some rust after missing five out of six games, going scoreless for the first time in his Notre Dame career in nine minutes. Will see an increase in playing time as the regular season winds down.
- Missed the NC State (1/19/19) and Georgia Tech (1/22/19) games to rest his injured ankle and could miss up to two weeks of action.
- Missed the Boston College game (1/12/19) due to injured ankle suffered at Virginia Tech (1/1/19) and aggravated against Syracuse (1/5/19).
- Limited by foul trouble (fouled out for the first time in his career) at No. 10/10 Virginia Tech (1/1/19) but set the tone with three blocked shots in the Hokies' first five offensive possessions.
- Carded his first career start against Jacksonville (12/20/18) and continued to be a defensive force in the paint, blocking five shots with six rebounds in a Notre Dame career-high 22 minutes of action.
- Logged his first career double-double in an early-career best game against Binghamton (12/18/18) – posting 16 points and 12 rebounds (both career-bests).
- Continued his upward trend with a great game against Oklahoma (12/4/18) in Madison Square Garden for the Jimmy V Classic, shooting 7-of-8 from the field for 15 points and adding three more blocked shots.
- Sparked Notre Dame's rally in the second half of the victory over Illinois (11/27/18) with 10 points and five blocks – all coming in the second half as Notre Dame erased a four-point deficit. The 10-point game was the first double-scoring game of Durham's career.
- The sixth Notre Dame player in the Mike Brey era to block five or more shots in multiple games in the contest with Illinois, joining Bonzie Colson, Luke Harangody, Jordan Cornette, Ryan Humphrey and Torin Francis.
- Came off the bench to score an early-Notre Dame career high seven points against DePaul (11/24/18).
- Made an immediate impact on the defensive end in his first game in a Notre Dame uniform, blocking six shots in the season opener with UIC (11/6/18).
- The first Notre Dame player to block six shots since Jack Cooley against Evansville (11/10/2012). Six blocks also ties six other players for sixth-best in a single game of the Mike Brey era (2000-01 to present).

2017-18

- Sat out the 2017-18 season due to NCAA transfer regulations.

FRESHMAN SEASON AT CONNECTICUT (2016-17)

- Played 28 games at Connecticut in 2016-17, averaging 8.3 minutes, 1.6 points and 1.5 rebounds per game.
- Played a season-high 25 minutes with three blocks against Chaminade in the Maui Invitational and posted a season-high eight points against USF (2/8/17).

HIGH SCHOOL

- Averaged 22.9 points, 10.2 rebounds, and 4.7 blocks during his junior season before tearing the ACL in his right knee during a regional semifinal game in February.
- Did not play competitively from February, 2015, through the start of the 2016-17 college basketball season.
- Played three seasons at Tampa Prep under coach Joe Fenlon.
- Was the Florida 3A Player of the Year as a sophomore and junior.
- Played AAU ball for Team Breakdown Elite out of North Lauderdale, Florida.
- Prep recruiting service rankings – Rivals No. 47, ESPN No. 52 and Scout No. 85.

PERSONAL

- Full name is Juwan Josiah Larry Durham.
- Son of Charisse Hargrett and Larry Durham.
- Has four younger sisters and a younger brother.
- Named to the Headmaster's Honor Roll at Tampa Prep.
- Enrolled in the College of Arts and Letters with a major in film, television and theatre.

DURHAM SEASON/CAREER HIGHS

Category	19-20 Season	Career
Points	16 twice	16 three times
Rebounds	15 Presbyterian (11/18/19)	15 Presbyterian (11/18/19)
Assists	2 three times	2 six times
Steals	2 Howard (11/12/19)	2 Binghamton (12/18/18)
Blocks	5 twice	6 UIC (11/6/18)
FGM	6 Detroit Mercy (12/10/19)	7 vs. Oklahoma (12/4/18)
3FGM	—	1 twice
FTM	6 twice	6 twice
Minutes	29 Presbyterian (11/18/19)	29 Presbyterian (11/18/19)

CAREER STATISTICS

				Field Goals		3-Point		F-Throws		Rebounds				Scoring						
SEASON	TEAM	GP-GS	MIN/AVG	FG-FGA	FG%	3FG-FGA	3FG%	FT-FTA	FT%	OFF	DEF	TOT	AVG	PF-FO	AST	TO	BLK	STL	PTS	AVG
2016-17	UConn	28-0	233/8.3	20-41	.488	2-2	1.000	3-8	.375	18	25	43	1.5	27-0	7	7	9	3	45	1.6
2018-19	ND	27-6	413/15.3	61-106	.575	0-0	.000	32-46	.696	38	67	105	3.9	58-0	12	20	63	11	154	5.7
2019-20	ND	20-20	377/18.9	61-111	.550	0-0	.000	39-55	.709	38	77	115	5.8	36-1	15	20	47	10	161	8.1
TOTAL FOR ND		47-26	791/16.8	122-217	.562	0-0	.000	71-101	.703	76	144	220	4.7	94-1	27	40	110	21	315	6.7
TOTAL		75-26	1024/13.6	142-258	.550	2-2	1.000	74-109	.679	94	169	263	3.5	121-1	34	47	119	24	360	4.8

				Field Goals		3-Point		F-Throws		Rebounds									Scoring	
SEASON	TEAM	GP-GS	MIN/AVG	FG-FGA	FG%	3FG-FGA	3FG%	FT-FTA	FT%	OFF	DEF	TOT	AVG	PF-FO	AST	TO	BLK	STL	PTS	AVG
2016-17	ND	36-1	539/15.0	51-136	.375	17-53	.321	49-59	.831	12	41	53	1.5	49-0	62	28	2	26	168	4.7
2017-18	ND	36-36	1348/37.4	171-416	.411	81-201	.403	129-154	.838	28	73	101	2.8	65-1	107	54	3	37	552	15.3
2018-19	ND	32-32	1155/36.1	138-398	.347	67-211	.318	87-115	.757	12	49	61	1.9	63-0	109	37	2	38	430	13.4
2019-20	ND	20-20	679/33.9	90-218	.413	48-120	.400	46-51	.902	15	37	52	2.6	40-1	70	21	1	19	274	13.7
TOTAL		124-89	3720/30.0	450-1168	.385	213-585	.364	311-379	.821	67	200	267	2.2	217-2	348	140	8	120	1424	11.5

- Full name is Temple Dupree Gibbs Junior.
- Son of Temple and Jacqui Gibbs along with older brothers Ashton and Sterling.
- Father, Temple, played football at Temple University.
- Brother, Ashton, played basketball at the University of Pittsburgh and currently plays for Kangeroeros Basket Mechelen in the Belgium Basketball League.
- Brother, Sterling, played basketball at Texas, Seton Hall and Connecticut and was a member of the Washington Wizards NBA Summer League team in 2016. He played professionally in Russia and in the Hungary A League in 2017-18.
- One of the few freshman players of the Brey era to take on 18 hours in first semester at Notre Dame and finish with a GPA over 3.0.
- Enrolled in the College of Arts and Letters with a major in film, television and theatre.

23 Dane Goodwin

Guard | 6-6 / 200 | Sophomore
Upper Arlington, OH | Upper Arlington
GOODWIN GAME-BY-GAME STATISTICS

	Opponent	Min	FG-A	3FG-A	FT-A	O-D-R	PF	TP	A	TO	S	B
11/6	at North Carolina	14	0-3	0-3	2-2	0-0-0	1	2	2	1	0	0
11/9	Robert Morris	18	6-8	1-2	5-5	0-3-3	0	18	0	0	0	0
11/12	Howard	21	4-7	1-2	2-2	0-4-4	2	11	3	2	0	1
11/15	Marshall	26	4-9	0-2	3-4	4-3-7	3	11	1	1	2	0
11/18	Presbyterian	20	1-3	1-2	0-0	1-0-1	0	3	1	3	0	0
11/21	Toledo	31	6-13	4-7	0-0	1-2-3	1	16	0	1	1	0
11/26	Fairleigh Dickinson	21	5-8	3-3	2-2	0-1-1	2	15	1	0	0	0
12/4	at Maryland	25	2-8	1-3	1-1	1-2-3	1	6	1	0	0	0
12/7	Boston College	23	1-9	0-6	2-2	1-2-3	0	4	1	0	0	0
12/10	Detroit Mercy	28	10-13	5-7	2-2	1-6-7	1	27	4	1	2	0
12/14	UCLA	31	5-12	3-8	3-3	1-5-6	1	16	1	0	1	0
12/21	vs. Indiana	32	6-12	3-7	0-0	0-3-3	4	15	1	2	2	0
12/29	Alabama A&M	23	5-11	2-4	0-0	1-3-4	0	12	2	1	0	1
1/4	at Syracuse	29	2-9	0-4	1-1	2-2-4	2	5	5	1	0	0
1/8	*at NC State	33	4-10	1-3	0-0	0-0-0	3	9	1	2	0	0
1/11	Louisville	29	5-10	4-8	0-0	1-4-5	2	14	0	1	0	1
1/15	at Georgia Tech	31	5-11	3-4	2-4	0-3-3	4	15	0	0	0	0
1/22	Syracuse	31	6-15	3-9	0-1	0-3-3	0	15	3	2	0	0
1/25	at Florida State	29	3-6	2-4	4-6	1-3-4	1	12	2	0	1	0
1/29	Wake Forest	27	6-11	1-4	1-1	0-4-4	1	14	1	3	0	0
2/1	Georgia Tech											
2/5	Pittsburgh											
2/9	at Clemson											
2/11	at Virginia											
2/15	at Duke											
2/17	North Carolina											
2/23	Miami											
2/26	at Boston College											
2/29	at Wake Forest											
3/4	Florida State											
3/7	Virginia Tech											

* - games started

HONORS AND AWARDS

- 2019 Men Against Breast Cancer Invitational All-Tournament Team

2019-20

- Posted his career-best fifth-consecutive game with double figure scoring against Wake Forest (1/29/20) with 14 points and four rebounds in the victory.
- Scored 10 points in the first half at Georgia Tech (1/15/20), keeping the Irish on pace with the Yellow Jackets in the eventual 78-74 victory. Finished the contest with 15 points, hitting double digits in a true road game for the first time in 2019-20.
- Returned to double figures against No. 13/11 Louisville (1/11/2020) with 14 points and five rebounds off the bench.
- Scored 12 points in 23 minutes against Alabama A&M (12/29/19) to post the fourth consecutive double-digit scoring game of the year - the best streak in his career.
- Sparked the Irish with 14 points in the first half against UCLA (12/14/19), including three three-point shots to provide a lead the teams would not relinquish in the victory.
- Exploded with a career-high 27 points off the bench against Detroit Mercy (12/10/19), shooting 10-of-13 from the field, five-of-seven from three-point range while collecting seven rebounds and four assists. The points, field goals, three-point field goals and assists were all career highs, while his seven rebounds matched his career best. The 27 points off the bench marks the second-most of the Brey era (Bonzie Colson scored 31 off the bench against Duke in 2016) and the third-most since 1996-97 (Keith Friel had 30 points as a non-starter against Syracuse in 1998).
- Posted back-to-back 15-plus scoring games for the first time in his career, coming off the bench with 15 points and a perfect 3-for-3 from three-point range in the victory over Fairleigh Dickinson (11/26/19).
- Played a key part in Notre Dame's rally over Toledo (11/21/19) with 11 points in the second half, including three of his career-high four three-point field goals.
- Scored nine of his 11 points in the second half, helping the Irish hold off Marshall (11/15/19) and recording his third double-digit scoring game in three games at Purcell Pavilion this season.
- Led the Irish in scoring with 18 points off the bench in the home opening victory over Robert Morris (11/9/19), scoring several baskets by posting up the smaller RMU guards.

2018-19

- Moved his double-digit scoring streak to three games in the first round of the ACC tournament against Georgia Tech (3/12/19), scoring 15 points with five rebounds and two assists.
- Recorded double figures in back-to-back games for the first time in ACC play at Pittsburgh (3/9/19) by scoring 10 points and matching a career-high with six rebounds.
- Played a career-high 38 minutes against Clemson (3/6/19), scoring 12 points with five rebounds and a steal.
- Stepped up to post his first solid ACC performance with 19 points (17 of them coming in the 2nd half) against NC State (1/19/19), shooting 7-for-10 from the field, grabbing four rebounds and dishing out three assists.
- Joined Nate Laszewski and Prentiss Hubb in the starting lineup against Boston College (1/12/19) - becoming the first trio of true freshmen to start for the Irish since the 1999-2000 season and first trio of true freshman to win in a starting role since LaPhonso Ellis, Elmer Bennett and Keith Tower against Portland on January 9, 1989.
- Scored double figures in back-to-back games for the first time in his career against Coppin State (12/29/18) with 13 points and six rebounds off the bench in a team-high 34 minutes.
- As the Irish continue to look for the right starting lineup combination, responded to coming off the bench against Jacksonville (12/20/18) with a career-high 19 points on 8-of-11 shooting with five rebounds and three assists.
- Earned first career start against Binghamton (12/18/18), playing a career-high 36 minutes and grabbing a career-best six rebounds.
- Made several key plays down the stretch in the victory over Purdue (12/15/18), scoring a career-high 11 points with four rebounds.
- Logged crunch time minutes against Duquense and was on the floor for Notre Dame's deciding 13-0 run to seal the victory - contributing a blocked shot, lay up and an assist during the run.
- Came off the bench to play 20 minutes and score 10 points in his Notre Dame debut against UIC (11/6/18).

HIGH SCHOOL

- Set Upper Arlington career records for points (1,951) and rebounds (817).
- 2018 Ohio Mr. Basketball
- 2018 Gatorade Ohio Player of the Year
- 2018 USA Today Ohio Player of the Year
- 2018 Third-Team USA Today All-American
- A two-time first-team all-state, all-metro and Ohio Capital Conference (OCC) Player of the Year.
- Led Upper Arlington to three OCC championships and two district titles, compiling a 87-15 record with the Golden Bears.
- Honored on the floor of the Ohio state senate on May 16, 2018, for his athletic accomplishments at Upper Arlington.
- Ranked No. 77 on the final ESPN Class of 2018 player rankings.
- Earned three varsity letters in golf at Upper Arlington and was named first-team all-OCC in 2017.

PERSONAL

- Son of Danielle and Damon Goodwin, along with brother Grant and sister Addie.
- Father, Damon, is the all-time winningest head coach at Capital University (a Division III school located in the Columbus, Ohio, suburbs), played basketball at the University of Dayton from 1982-83 through 1985-86 and was a seventh-round draft pick of the Phoenix Suns in 1986. Dayton was 1-4 against Notre Dame during Damon Goodwin's playing time at Dayton.
- Brother, Grant, played college baseball at Division III Wittenburg and graduated in 2013.
- Sisters, Addie, played club volleyball at the University of Dayton and graduated in 2014.
- Enrolled in the Mendoza College of Business.

GOODWIN SEASON/CAREER HIGHS

Category	19-20 Season	Career
Points	27 Detroit Mercy (12/10/19)	27 Detroit Mercy (12/10/19)
Rebounds	7 twice	7 twice
Assists	5 at Syracuse (1/4/2020)	5 at Syracuse (1/4/2020)
Steals	2 twice	4 at Georgia Tech (1/22/19)
Blocks	1 twice	1 three times
FGM	10 Detroit Mercy (12/10/19)	10 Detroit Mercy (12/10/19)
3FGM	5 Detroit Mercy (12/10/19)	5 Detroit Mercy (12/10/19)
FTM	5 Robert Morris (11/9/19)	5 Robert Morris (11/9/19)
Minutes	33 at NC State (1/8/2020)	38 Clemson (3/6/19)

CAREER STATISTICS

				Field Goals		3-Point		F-Throws		Rebounds				Scoring							
SEASON	TEAM	GP-GS	MIN	AVG	FG-FGA	FG%	3FG-FGA	3FG%	FT-FTA	FT%	OFF	DEF	TOT	AVG	PF-FO	AST	TO	BLK	STL	PTS	AVG
2018-19	ND	33-9	813	24.6	70-186	.376	24-70	.343	47-61	.770	39	68	107	3.2	38-0	36	27	5	14	211	6.4
2019-20	ND	20-1	524	26.2	86-188	.457	38-92	.413	30-36	.833	15	53	68	3.4	27-0	30	20	3	9	240	12.0
TOTAL		53-10	1337	25.2	156-374	.417	62-162	.383	77-97	.794	54	121	175	3.3	65-0	66	47	8	23	451	8.5

3 Prentiss Hubb

Guard | 6-3 / 175 | Sophomore

Upper Marlboro, MD | Gonzaga

HUBB GAME-BY-GAME STATISTICS

	Opponent	Min	FG-A	3FG-A	FT-A	O-D-R	PF	TP	A	TO	S	B
11/6	*at North Carolina	37	8-17	5-9	1-2	0-2-2	0	22	6	1	1	0
11/9	*Robert Morris	29	5-8	3-6	0-0	1-2-3	1	13	4	3	1	0
11/12	*Howard	24	4-9	1-3	0-0	0-1-1	1	9	4	2	0	0
11/15	*Marshall	38	2-8	0-4	0-0	1-1-2	0	4	4	2	0	0
11/18	*Presbyterian	37	3-10	2-7	0-0	1-2-3	0	8	4	2	0	0
11/21	*Toledo	32	3-11	0-5	0-2	1-3-4	4	6	4	1	1	0
11/26	*Fairleigh Dickinson	32	3-6	1-4	0-0	0-1-1	0	7	5	2	0	0
12/4	*at Maryland	35	5-15	3-8	0-0	1-4-5	2	13	3	1	0	0
12/7	*Boston College	30	3-11	3-8	0-1	0-2-2	3	9	1	5	0	0
12/10	*Detroit Mercy	32	5-10	3-6	0-0	0-0-0	2	13	11	2	1	0
12/14	*UCLA	36	6-12	5-10	3-5	0-0-0	3	20	6	1	0	1
12/21	*vs. Indiana	31	2-6	0-3	1-2	0-0-0	1	5	4	3	0	0
12/29	*Alabama A&M	30	4-12	3-9	0-0	2-0-2	1	11	7	3	1	0
1/4	*at Syracuse	39	7-16	6-12	2-2	1-1-2	2	22	9	4	1	0
1/8	*at NC State	39	9-14	4-7	2-2	0-3-3	3	24	2	3	2	1
1/11	*Louisville	38	3-14	2-10	0-0	1-2-3	2	8	8	4	2	0
1/15	*at Georgia Tech	34	8-16	3-8	6-8	1-3-4	2	25	3	2	2	0
1/22	*Syracuse	36	3-10	2-9	0-0	1-3-4	3	8	5	4	1	0
1/25	*at Florida State	39	7-16	5-11	5-5	1-3-4	2	24	1	3	2	0
1/29	*Wake Forest	34	1-11	1-4	2-2	2-1-3	3	5	2	1	3	0
2/1	Georgia Tech											
2/5	Pittsburgh											
2/9	at Clemson											
2/11	at Virginia											
2/15	at Duke											
2/17	North Carolina											
2/23	Miami											
2/26	at Boston College											
2/29	at Wake Forest											
3/4	Florida State											
3/7	Virginia Tech											

* - games started

HUBB SEASON/CAREER HIGHS

Category	19-20 Season	Career
Points	25 at Georgia Tech (1/15/20)	25 at Georgia Tech (1/16/20)
Rebounds	5 at Maryland (12/4/19)	7 at Florida State (2/25/19)
Assists	11 Detroit Mercy (12/10/19)	11 Detroit Mercy (12/10/19)
Steals	3 Wake Forest (1/29/20)	3 twice
Blocks	1 twice	2 at Boston College (2/2/19)
FGM	9 at NC State (1/8/2020)	9 at NC State (1/8/2020)
3FGM	6 at Syracuse (1/4/2020)	6 at Syracuse (1/4/2020)
FTM	6 at Georgia Tech (1/15/20)	6 at Georgia Tech (1/15/20)
Minutes	39 twice	40 three times

2019-20

- Keyed Notre Dame's rally at No. 5/6 Florida State with 24 points, five three-point field goals and going a perfect five-for-five from the free throw line.
- Powered the Irish to a road victory at Georgia Tech (1/15/20) with 20 of his game-high (and career-high) 25 points in the second half. Closed out the contest by scoring 12 of Notre Dame's final 20 points and sealing the game by shooting five-of-six from the free throw line in the game's final minutes.
- Led the Irish with a career-high 24 points on nine-of-14 shooting at NC State (1/8/2020).
- Responded from an ill-timed technical foul at Syracuse (1/4/2020) to make two key winning plays. His three-pointer (career-best sixth) with 1:20 left tied the game at 84-84, then converted two shots at the free throw line with 18 seconds remaining to provide the game-winning point.
- Exploded for 17 points in the second half of the victory against UCLA (12/14/19) eventually logging his second 20-point game of the season. Shot five of nine from three-point range in the second half against the Bruins while adding six assists.
- Record his first career double-double against Detroit Mercy (12/10/19) with 13 points and a career-best 11 assists.
- Scored a career-high 22 points with five three-point field goals at No. 9/11 North Carolina (11/6/19) to open the season. Also led the Irish in assists (six) at UNC.

2018-19

- Logged 1,110 minutes during his freshman season, becoming the third true freshman in program history to participate in over 1,000 minutes (Chris Thomas, 1,255 and Jerian Grant, 1,232).
- Finished the season with 131 assists, the seventh-best total for a freshman in program history.
- Turned in another solid performance at Louisville (3/3/19) with 16 points, six assists and two steals in 39 minutes.
- Posted perhaps his best all-around game of this rookie season at Florida State (2/25/19) with 17 points, career-best seven rebounds, three assists and a steal in 39 minutes.
- Just missed first career double-double with 11 points and a career-best nine assists against Wake Forest (2/19/19).
- Played the entire game at No. 4/4 Virginia (12/16/19) and handled the ball with poise, committing just one turnover against one of the nation's best defenses, finished the game with seven points, two assists and three rebounds.
- Returned to double figures and responded to the challenge of No. 2/2 Duke with 13 points, four assists and three rebounds - connection on three three-point field goals for the fourth time in 2018-19.
- Followed up the BC game with a career-best 18 points in his first game in Chapel Hill, hitting four three-point field goals for the second consecutive game in a six-point loss at No. 13/15 North Carolina.
- Was planning to come off the bench against Boston College (1/12/19) but was thrust back into the lineup with the loss of T.J. Gibbs to illness in warm ups. Responded with the best game of his young career, scoring 16 points with four three-point field goals while playing 39 minutes in the victory over the Eagles.
- Provided the game-winning points against Boston College, driving to the basket, getting fouled and sinking both free throws with 2.8 seconds remaining, putting the Irish ahead 67-66 in an eventual 69-66 victory.
- Joined Nate Laszewski and Dane Goodwin in the starting lineup against Boston College (1/12/19) - becoming the first trio of true freshmen to start for the Irish since the 1999-2000 season and first trio of true freshmen to win in a starting role since LaPhonso Ellis, Elmer Bennett and Keith Tower against Portland on January 9, 1989.
- Reached double figures in scoring (10) for the fourth-straight game against Illinois (11/27/18) - all four games marking his first four career starts.
- Carried the Irish through a hard-fought first half with Duquesne, scoring 10 of his career-high 14 points in the first 20 minutes. Also hit a career-best three three-point field goals vs. the Dukes.
- Earned first career start against William & Mary (11/17/18) and responded with 11 points, four rebounds, two assists and a steal. Brought the crowd to its feet with a memorable dunk on a drive down the baseline late in the game.
- Made his Notre Dame debut against UIC (11/6/18), playing 18 minutes off the bench. Keyed a first-half run for the Irish with a corner 3FG (first of his career), then an immediate steal in the back court to set up a free throw situation for the Irish.

HIGH SCHOOL

- Ranked No. 94 on the final Class of 2018 ESPN player rankings.
- Suffered a knee injury in the summer of 2017 and was sidelined for the entirety of his senior season at Gonzaga.
- Was among the top-40 rated recruits in the nation before the knee injury.
- Led Gonzaga through two Washington Catholic Athletic Conference (WCAC) championships (2016 and 2017) and is a two-time WCAC first-team all-conference selection.
- Averaged 13.9 points per game and led Gonzaga to the 2017 WCAC championship with a 32-5 record in 2016-17.
- A three-time Under Armour All-American selection.
- Twice invited to the Steph Curry Under Armour skills camp.
- Teammates at Gonzaga with Miami (FL) sophomore guard Chris Lykes.
- Member of the DC Premier on the AAU circuit.

PERSONAL

- Son of Linda Henson-Hubb and Prentiss Hubb, along with brother Carlos and sister Tiffany.
- Enrolled in the College of Arts and Letters with a major in film, television and theatre.

CAREER STATISTICS

				Field Goals		3-Point		F-Throws		Rebounds										Scoring	
SEASON	TEAM	GP-GS	MIN/AVG	FG-FGA	FG%	3FG-FGA	3FG%	FT-FTA	FT%	OFF	DEF	TOT	AVG	PF-FO	AST	TO	BLK	STL	PTS	AVG	
2018-19	ND	33-29	1106/33.5	95-293	.324	43-164	.262	35-52	.673	27	74	101	3.1	68-0	131	64	12	32	268	8.1	
2019-20	ND	20-20	681/34.1	91-232	.392	52-143	.364	22-31	.710	14	33	47	2.4	35-0	93	49	2	18	256	12.8	
TOTAL		53-49	1787/33.7	186-525	.354	95-307	.309	57-83	.687	41	107	148	2.8	103-0	224	113	14	50	524	9.9	

14 Nate Laszewski
Forward | 6-10 / 200 | Sophomore
Jupiter, FL | Northfield Mount Herman (MA)

LASZEWSKI GAME-BY-GAME STATISTICS

	Opponent	Min	FG-A	3FG-A	FT-A	O-D-R	PF	TP	A	T	S	B
11/6	at North Carolina	28	1-7	0-5	1-2	3-4-7	2	3	1	0	1	0
11/9	Robert Morris	12	3-5	1-2	2-2	1-7-8	1	9	0	0	0	0
11/12	Howard	21	3-7	1-4	0-1	0-4-4	0	7	0	1	1	0
11/15	Marshall	12	0-2	0-1	2-2	2-4-6	0	2	1	1	0	0
11/18	*Presbyterian	27	4-9	0-4	3-4	1-5-6	1	11	0	1	0	0
11/21	Toledo	24	3-9	2-7	2-2	2-4-6	0	10	0	1	1	0
11/26	Fairleigh Dickinson	18	6-12	2-7	2-4	2-1-3	1	16	0	0	0	3
12/4	at Maryland	17	0-3	0-1	0-0	0-6-6	0	0	0	0	0	0
12/7	Boston College	17	2-3	1-1	1-1	0-1-1	1	6	0	1	0	0
12/10	Detroit Mercy	22	5-11	4-9	0-0	0-3-3	1	14	1	1	0	1
12/14	UCLA	18	3-6	2-5	0-0	1-6-7	2	8	1	1	0	0
12/21	vs. Indiana	27	3-8	2-6	2-2	3-7-10	0	10	2	1	0	1
12/29	Alabama A&M	23	2-5	2-5	0-0	0-6-6	0	6	1	1	1	1
1/4	at Syracuse	25	2-4	2-4	0-0	0-2-2	0	6	1	0	0	1
1/8	at NC State	28	1-4	1-4	0-0	1-4-5	3	3	0	1	1	0
1/11	Louisville	12	1-2	0-0	0-0	3-2-5	1	2	0	0	0	0
1/15	at Georgia Tech	15	1-4	0-3	1-1	0-1-1	2	3	0	0	0	1
1/22	Syracuse	22	4-7	3-6	0-0	0-5-5	1	11	3	0	0	1
1/25	at Florida State	11	0-3	0-2	0-0	0-1-1	1	0	0	1	0	0
1/29	Wake Forest	19	6-8	3-5	3-4	1-2-3	4	18	1	0	0	0
2/1	Georgia Tech											
2/5	Pittsburgh											
2/9	at Clemson											
2/11	at Virginia											
2/15	at Duke											
2/17	North Carolina											
2/23	Miami											
2/26	at Boston College											
2/29	at Wake Forest											
3/4	Florida State											
3/7	Virginia Tech											

* - games started

LASZEWSKI SEASON/CAREER HIGHS

Category	19-20 Season	Career
Points	18 Wake Forest (1/29/20)	23 at Pittsburgh (3/9/19)
Rebounds	10 vs. Indiana (12/21/19)	10 twice
Assists	3 Syracuse (1/22/20)	3 Syracuse (1/22/20)
Steals	1 four times	1 eight times
Blocks	3 Fairleigh Dickinson (11/26/19)	3 Fairleigh Dickinson (11/26/19)
FGM	6 twice	7 at Pittsburgh (3/9/19)
3FGM	4 Detroit Mercy (12/10/19)	6 at Pittsburgh (3/9/19)
FTM	3 twice	5 twice
Minutes	28 twice	35 twice

- 2019-20
- Logged perhaps the best game of the season against Wake Forest (1/29/20) with 18 points on six-of-eight shooting, three rebounds and playing great interior defense against the WF front line.
 - Recorded his first career double-double off the bench vs. Indiana (12/21/19), pulling down a career-best matching 10 rebounds with 10 points.
 - Led the Irish with 16 points off the bench against Fairleigh Dickinson (11/26/19), shooting 6-of-16 from the field with a career-high three blocked shots.
 - Hit the overtime-forcing three-point field goal at the buzzer to end regulation against Toledo (11/21/19), capping Notre Dame's rally in the eventual 64-62 victory. Ended up with 10 points against Toledo, the second consecutive double-digit scoring game of the season.
 - Inserted into the starting lineup against Presbyterian (11/18/19) as John Mooney was sidelined with an illness. Scored a season-high 11 points with six rebounds while making two key drives and dunks late in the victory.

- 2018-19
- Finished sixth on the Notre Dame freshman-season list for both three point field goals made (44) and attempted (130).
 - End-of-season momentum was cut short by an injury in the first round of the ACC tournament vs. Georgia Tech (3/12/19). Scored 14 points in the first half against the Yellow Jackets, but was undercut on a lay up, landed hard on his back and missed the rest of the game. Returned to start the next night against Louisville but was clearly affected by the injury.
 - Exploded for a career-high 23 points, including 12 consecutive points to rally Notre Dame at Pittsburgh (3/9/19), cutting a 10-point Panther lead to two points in an eventual two-point loss. Connected on a career-best six three pointers, while pulling down seven rebounds.
 - Back in double figure scoring against Virginia Tech (2/23/19) with 12 points on four-of-nine shooting.
 - Scored just five points against Georgia Tech (2/10/19), but the points came at a key time in the first half with the Irish behind by nine points. Scored on a baseline dunk, then a three-point field goal to put the game back in reach.
 - Broke out of a shooting slump at Georgia Tech (1/22/19) to score a career-high 19 points, shooting 4-for-9 from three-point range.
 - In his first career start against Boston College (1/12/19), pulled down 10 key rebounds (first 10-rebound performance of his career) while playing a career-high 35 minutes.
 - Joined Dane Goodwin and Prentiss Hubb in the starting lineup against Boston College (1/12/19) - becoming the first trio of true freshmen to start for the Irish since the 1999-2000 season and first trio of true freshman to win in a starting role since LaPhonso Ellis, Elmer Bennett and Keith Tower against Portland on January 9, 1989.
 - Continued to be a consistent 3FG shooter off the bench at No. 10/10 Virginia Tech (1/1/19), shooting 5-of-9 from the field and 4-for-8 behind the arc to post 14 points.
 - Logged 24 minutes against Jacksonville (12/20/18) with four three-point field goals.
 - Hot shooting helped Notre Dame in the first half against DePaul (11/24/18), eventually finishing the game with 15 points on four-of-six shooting from three point range.
 - Repeated his game one performance with a dozen points against Chicago State (11/8/18), shooting 3-for-6 from three-point range.
 - Just missed posting a double-double in his Notre Dame debut, finishing with a team-high 12 points and nine rebounds in 19 minutes against UIC (11/6/18).

- HIGH SCHOOL
- Led Northfield Mount Herman (NMH) to a 31-4 record in 2018, capturing the New England Preparatory School Athletic Council (NEPSAC) Class AAA Championship and helped NMH earn its ninth consecutive invite to the National Prep Championship tournament - and its fourth trip to that tournament's championship game.
 - Set NMH records for points in a season (685), three-pointers in a season (132) and three-pointers in a career (265).
 - Named MVP of the 2018 New England Championship tournament and earned all-NEPSAC first-team honors.
 - Led NMH to the 2016 NEPSAC championship and was named the most valuable player of the championship game, scoring 26 points with 19 rebounds.
 - Named NMH Athlete of the Year for the Class of 2018.
 - Played for Avon High School in Avon, CT, early in his high school career, then shifted to Northfield Mount Hermon (NMH) in Gill, MA, for his sophomore and junior seasons.
 - A first-team all-Connecticut selection at Avon in 2015.
 - Helped his AAU team, the New England Playaz, to a runner-up finish at the 2017 Adidas Gauntlet.
 - Played together with current teammate and classmate Chris Doherty on the New England Playaz.
 - Ranked No. 51 on the final ESPN Class of 2018 player rankings.
 - Won the 2018 American Family Insurance High School Three-Point Championship, held in San Antonio, Texas, on March 27, 2018.

- PERSONAL
- Son of Jay and Stacy Laszewski with sisters Abby and Emma.
 - Father, Jay, played basketball at Wisconsin from 1982-86.
 - Sister, Abby, is a junior on the Wisconsin women's basketball team.
 - The Laszewski family has lived in Belgium, Australia, Connecticut and Florida.
 - Enrolled in the Mendoza College of Business.

CAREER STATISTICS

				Field Goals		3-Point		F-Throws		Rebounds										Scoring	
SEASON	TEAM	GP-GS	MIN	AVG	FG-FGA	FG%	3FG-FGA	3FG%	FT-FTA	FT%	OFF	DEF	TOT	AVG	PF-FO	AST	TO	BLK	STL	PTS	AVG
2018-19	ND	33-7	626	19.0	74-189	.392	44-130	.338	36-50	.720	45	83	128	3.9	55-0	7	18	12	7	228	6.9
2019-20	ND	20-1	404	20.2	50-119	.420	26-81	.321	19-25	.760	20	75	95	4.8	21-0	12	12	9	5	145	7.3
TOTAL		53-8	1030	19.4	124-308	.403	70-211	.332	55-75	.733	65	158	223	4.2	76-0	19	30	21	12	373	7.0

33 John Mooney

Forward | 6-9 / 245 | Senior

Orlando, FL | Lake Brantley

MOONEY GAME-BY-GAME STATISTICS

	Opponent	Min	FG-A	3FG-A	FT-A	O-D-R	PF	TP	A	TB	S	B
11/6	*at North Carolina	33	5-13	0-2	0-2	0-8-8	3	10	0	1	1	0
11/9	*Robert Morris	25	5-10	0-2	0-0	2-8-10	1	10	2	1	2	0
11/12	*Howard	29	8-16	2-5	0-0	6-10-16	3	18	5	0	1	1
11/15	*Marshall	35	9-23	3-8	7-12	6-10-16	2	28	2	2	2	0
11/18	Presbyterian					DNP						
11/21	*Toledo	32	3-11	0-4	1-5	2-13-15	3	7	2	0	0	2
11/26	*Faileigh Dickinson	30	5-11	1-1	2-4	2-11-13	1	13	3	0	0	0
12/4	*at Maryland	31	5-12	3-6	4-6	2-10-12	2	17	2	1	1	0
12/7	*Boston College	34	5-12	0-2	6-9	6-12-18	3	16	1	2	2	0
12/10	*Detroit Mercy	29	7-9	1-2	0-0	4-7-11	1	15	3	1	1	0
12/14	*UCLA	35	5-11	1-3	3-3	4-11-15	4	14	2	2	1	1
12/21	*vs. Indiana	36	5-13	1-3	4-8	2-8-10	1	15	0	1	1	0
12/29	*Alabama A&M	35	7-11	2-3	0-0	2-16-18	1	16	2	1	0	3
1/4	*at Syracuse	32	11-21	1-2	5-9	6-8-14	2	28	2	1	1	0
1/8	*at NC State	37	7-14	0-1	0-1	3-11-14	5	14	1	3	0	1
1/11	*Louisville	34	7-17	1-4	0-1	5-14-19	0	15	2	2	3	3
1/15	*at Georgia Tech	37	4-12	0-4	2-2	4-9-13	2	10	1	2	3	2
1/22	*Syracuse	34	8-17	0-0	5-7	8-5-13	3	21	6	0	1	1
1/25	*at Florida State	31	5-9	1-2	5-7	3-2-5	0	16	1	2	3	0
1/29	*Wake Forest	30	6-15	0-1	7-7	5-8-13	2	19	3	2	1	0
2/1	Georgia Tech											
2/5	Pittsburgh											
2/9	at Clemson											
2/11	at Virginia											
2/15	at Duke											
2/17	North Carolina											
2/23	Miami											
2/26	at Boston College											
2/29	at Wake Forest											
3/4	Florida State											
3/7	Virginia Tech											

* - games started

HONORS AND AWARDS

- ACC Player of the Week (2/6/20)
- Lute Olson National Player of the Week (11/18/19)
- ACC Player of the Week (11/18/19)
- 2019 Men Against Breast Cancer Invitational Most Valuable Player
- 2019-20 USBWA Oscar Robertson Trophy Watch List
- 2019-20 Preseason All-ACC First Team
- 2019-20 Karl Malone Award Watch List
- 2019 All-ACC Third Team
- 2018 Gotham Classic Showcase Game Most Outstanding Player
- 2017 ACC Academic Honor Roll

2019-20

- Returned to his double-double form with 19 points and 13 rebounds in the victory over Wake Forest (1/29/20).
- Posted his school record 12th consecutive double-double against Syracuse, finishing with 21 points, 13 rebounds and a career-best six assists.
- Matched the school record for consecutive double-doubles with his 11th at Georgia Tech (1/15/2020), scoring 10 points with 13 rebounds.
- Led the Irish with 15 points and 19 rebounds against No. 11/13 Louisville (1/11/2020), posting his 10th consecutive double-double.
- Logged his ninth consecutive double-double at NC State (1/8/2020) with 14 points and 14 rebounds.
- Led the Irish to victory at Syracuse (1/4/20) with a career-high-matching 28 points, 19 of them coming in the second half, and 14 rebounds in the come-from-behind victory in the Carrier Dome. Made the biggest play of the game, grabbing an offensive rebound with :43 remaining, then putting back his own miss with :36 remaining to push the Irish ahead to stay at 86-84.
- Posted his second game of the year with 18 rebounds (and sixth game with 15-or-more rebounds) against Alabama A&M (12/29/19), shooting 7-for-11 from the floor for 16 points and his sixth consecutive double-double.
- Pushed his run of double-doubles to five games against UCLA (12/14/19) with 14 points and a game-high 15 rebounds.
- Fourth consecutive double-double earned against Detroit Mercy (12/10/19) with 15 points and a game-high 11 rebounds.
- Logged third consecutive double-double against Boston College (12/7/19) with 16 points and a game-high 18 rebounds.
- Battled through the effects of his illness against Toledo (11/21/19) to pull down 15 rebounds - becoming the first Notre Dame player since Luke Harangody in 2008-09 to pull down 15 or more rebounds in three consecutive games played.
- Stricken with a stomach virus the day of the Presbyterian game and was unable to play, missing the first contest of his career due to injury or illness.
- Earned the Luke Olson National Player of the Week and ACC Player of the Week awards on 11/18/19 after averaging 23 points, 16 rebounds and 3.5 assists against Howard and Marshall.
- Scored a career-high 28 points with 16 rebounds in the victory over Marshall (11/15/19).
- Earned the fourth 15-plus points, 15-plus rebound game of his career against Howard (11/12/19) leading the Irish with 18 points, 16 rebounds and five assists. Joins Luke Harangody (twice) as the only Mike Brey-era player to hit the 15 rebound, 15 point, 5 assist plateau twice.
- Recorded the first double-double of the season against Robert Morris (11/9/19) in the home-opener, finishing with 10 points and 10 rebounds in 25 minutes.

2018-19

- Finished the season as the leading rebounder in the ACC for both all games (11.2) and league games (12.6). Also ranked 18th in the ACC in scoring (14.1), ninth in field goal percentage (.455), fourth in offensive rebounds (2.94) and first in defensive rebounds (8.27).
- Ranked fourth in the country for individual defensive rebounds (8.3) in 2018-19.
- Logged eight consecutive double-doubles from Jan. 5, 2019 through Feb. 2, 2019 - the fourth-best run in Notre Dame history and the most since Luke Harangody set the school mark with 11 straight in 2008-09.
- Ended up fifth in the country in rebounds per game (11.2) and posted the highest average for any major conference player in the NCAA.
- Grabbed 348 rebounds on the season, third on the Notre Dame single-season list during the Mike Brey era.
- Finished the year as one of just seven major conference players to average a double-double (14.1 ppg, 11.2 rpg).
- Led all major conference players with a 12.6 rebounds-per-game average in conference play during the 2018-19 season. That 12.6 rpg average in ACC play is the second-best in league play since 1988.
- Logged 13 double-doubles in ACC play, the most since Tim Duncan set the mark with 15 in the 1996-97 season.
- Recorded his fifth 20-point, 10-rebound performance of the season in the ACC first-round victory over Georgia Tech (3/12/19) with 20 points, 10 rebounds and three assists.
- Posted another outstanding performance vs. Clemson (3/6/19), recording the first 20-rebound game of his career with 20 rebounds, 18 points and a career-high (and team-high) five assists. The first player to record 20 rebounds against Clemson since 2008.
- Tried to carry the Irish to victory at Louisville (3/3/19) with a game-high 22 points, 13 rebounds, three assists and three steals in 33 minutes for his 18th double-double of the year.
- Extended his ACC-leading streak of eight consecutive games with a double-double at Boston College (2/2/19) with 15 points and 13 rebounds.
- Streak of noteworthy games continued at Georgia Tech (1/22/19) leading the Irish with 22 points, 14 rebounds, two assists, two blocks and two steals.
- Continued to carry the load for the Irish front line with his fourth consecutive double-double against No. 17/16 NC State (1/19/19) with 19 points, 16 rebounds and two blocked shots in the four-point loss to the Wolfpack.
- Went toe-to-toe with national player of the year candidate Luke Maye at No. 13/15 North Carolina and outplayed the Tar Heel entire front line, posting a career-high 19 rebounds with 16 points and a career-best four blocked shots.
- Turned in a virtuoso performance when Notre Dame needed it most against Boston College (1/12/19) - with Juwan Durham (ankle) and T.J. Gibbs (illness) sidelined, scoring a career-high 27 points with 12 rebounds and three blocks while playing 39 minutes and carrying the Irish to a key conference victory.
- Perfect from the field (six-for-six) against Jacksonville (12/20/18) to post 16 points and fifth game with 15-or-more points this season.
- Carried Notre Dame to victory over Purdue (12/15/18) with 15 of his 21 points in the second half, including five rebounds and a block over the final 20 minutes to complete the game perfect behind the arc (3-for-3).
- Battled against the athletic front court at UCLA (12/8/18) to post his fifth double-double of the season with 12 points and 11 rebounds in 29 minutes.
- Logged the fastest double-double of his career, reaching double figures in points and rebounds with 7:18 remaining in the first half against Oklahoma (12/4/18). Started the game by pulling down the first defensive rebound of the game, then grabbing four offensive rebounds on Notre Dame's first offensive possession. Finished the game with 15 points and a career-best 14 rebounds for his fifth career double-double and fourth of the season.
- Keyed Notre Dame's late game run to seize the victory over Duquesne, ending up scoring 14 of his game-high 16 points in the final 20 minutes and recording his third consecutive double-double (10 rebounds). Performance earned him the 2018 Gotham Classic Showcase Game Most Outstanding Player Award.
- Kept Notre Dame in the game with Radford (11/14/18) by turning in a career-best performance scoring 24 points with 12 rebounds (both career-highs) and logging the second double-double of his career. Also connected on six three pointers (hitting his first five of the game).
- Became the 11th Mike Brey era player to connect on six or more 3FGs in a single game multiple times against Radford (11/14/18) - and the tallest of the 11 players to do so.
- For previous years, full statistics and more information please visit <https://und.com/roster/john-mooney/>

MOONEY SEASON/CAREER HIGHS

Category	19-20 Season	Career
Points	28 twice	28 twice
Rebounds	19 Louisville (1/11/20)	20 Clemson (3/6/19)
Assists	6 Syracuse (1/22/20)	6 Syracuse (1/22/20)
Steals	3 twice	3 six times
Blocks	3 twice	4 at UNC (1/15/19)
FGM	11 at Syracuse (1/4/20)	11 at Syracuse (1/4/20)
3FGM	3 Marshall (11/15/19)	6 twice
FTM	7 twice	9 Boston College (1/12/19)
Minutes	37 at Georgia Tech (1/15/20)	39 Boston College (1/12/19)

CAREER STATISTICS

				Field Goals		3-Point		F-Throws		Rebounds										Scoring	
SEASON	TEAM	GP-GS	MIN/AVG	FG-FGA	FG%	3FG-FGA	3FG%	FT-FTA	FT%	OFF	DEF	TOT	AVG	PF-FO	AST	TO	BLK	STL	PTS	AVG	
2016-17	ND	12-0	46/3.8	5-8	.625	2-4	.500	2-2	1.000	6	13	19	1.6	5-0	2	1	1	1	14	1.2	
2017-18	ND	36-7	554/15.4	72-150	.480	31-74	.419	26-49	.531	37	104	141	3.9	56-1	18	12	14	11	201	5.6	
2018-19	ND	33-33	978/29.6	170-374	.455	34-91	.374	90-117	.769	97	273	370	11.2	65-0	44	44	27	29	464	14.1	
2019-20	ND	19-19	617/32.5	117-257	.455	17-55	.309	51-83	.614	72	182	254	13.4	38-1	40	24	14	24	302	15.9	
TOTAL		100-59	2195/21.9	364-789	.461	84-224	.375	169-251	.673	212	572	784	7.8	164-2	104	81	56	65	981	9.8	

31 Elijah Morgan

Guard | 6-0 / 165 | Freshman
New Orleans, LA | Jesuit

MORGAN GAME-BY-GAME STATISTICS

	Opponent	Min	FG-A	3FG-A	FT-A	O-D-R	PF	TP	A	TO	S	B
11/6	at North Carolina					DNP						
11/9	Robert Morris	3	0-1	0-1	2-2	0-0-0	1	2	0	0	0	0
11/12	Howard	1	0-0	0-0	0-0	0-0-0	0	0	0	2	0	0
11/15	Marshall	1	0-0	0-0	0-0	0-0-0	0	0	0	0	0	0
11/18	Presbyterian	1	0-0	0-0	0-0	0-0-0	0	0	0	0	0	0
11/21	Toledo					DNP						
11/26	Fairleigh Dickinson	2	0-0	0-0	0-0	0-0-0	0	0	1	0	0	0
12/4	at Maryland	1	0-0	0-0	0-0	0-0-0	0	0	0	0	0	0
12/7	Boston College					DNP						
12/10	Detroit Mercy	4	0-0	0-0	0-0	0-1-1	1	0	1	1	0	0
12/14	UCLA					DNP						
12/21	vs. Indiana					DNP						
12/29	Alabama A&M	3	0-1	0-1	0-0	0-0-0	0	0	1	0	0	0
1/4	at Syracuse					DNP						
1/8	at NC State					DNP						
1/11	Louisville					DNP						
1/15	at Georgia Tech					DNP						
1/22	Syracuse					DNP						
1/25	at Florida State					DNP						
1/29	Wake Forest					DNP						
2/1	Georgia Tech											
2/5	Pittsburgh											
2/9	at Clemson											
2/11	at Virginia											
2/15	at Duke											
2/17	North Carolina											
2/23	Miami											
2/26	at Boston College											
2/29	at Wake Forest											
3/4	Florida State											
3/7	Virginia Tech											

* - games started

MORGAN SEASON/CAREER HIGHS

Category	19-20 Season	Career
Points	2 Robert Morris (11/9/19)	2 Robert Morris (11/9/19)
Rebounds	—	—
Assists	1 twice	1 twice
Steals	—	—
Blocks	—	—
FGM	—	—
3FGM	—	—
FTM	2 Robert Morris (11/9/19)	2 Robert Morris (11/9/19)
Minutes	4 Detroit Mercy (12/10/19)	4 Detroit Mercy (12/10/19)

2019-20

- Appeared in his first career home game — the 2019-20 home opener against Robert Morris — and scored the first two points of his career from the free throw line.
- Joins the 2019-20 squad as the team's lone walk-on.
- Earned a spot with the Irish throughout a summer of pick up games and eventual walk-on tryouts in September of 2019.

HIGH SCHOOL

- Four-year varsity standout at Jesuit High School in New Orleans, Louisiana.
- Named the New Orleans Catholic League MVP in 2018-19, while also earning USA Today All-Louisiana Second Team and Louisiana 5A First-Team All-Star selections.
- Led Jesuit to back-to-back state quarterfinal appearances for the first time since the 2010 season.
- Also earned a varsity letter in football during his sophomore season.
- Member of the Hustle Hard Elite AAU team during his prep career.

PERSONAL

- Son of Crystal and Ernest Morgan, along with younger brothers Ethan and Evan.
- Posted a 4.4 GPA at Jesuit High School.
- A recipient of a Posse Scholarship to the University of Notre Dame, which includes pre-collegiate training, an on-campus program and a career program.
- Enrolled in the First Year of Studies.

CAREER STATISTICS

				Field Goals		3-Point		F-Throws		Rebounds				Scoring						
SEASON	TEAM	GP-GS	MIN/AVG	FG-FGA	FG%	3FG-FGA	3FG%	FT-FTA	FT%	OFF	DEF	TOT	AVG	PF-FO	AST	TO	BLK	STL	PTS	AVG
2019-20	ND	8-0	16/2.0	0-2	.000	0-2	.000	2-2	1.000	0	1	1	0.1	2-0	3	3	0	0	2	0.3
TOTAL		8-0	16/2.0	0-2	.000	0-2	.000	2-2	1.000	0	1	1	0.1	2-0	3	3	0	0	2	0.3

O Rex Pflueger

Guard | 6-6 / 218 | Graduate Student
Dana Point, CA | Mater Dei

PFLUEGER GAME-BY-GAME STATISTICS

	Opponent	Min	FG-A	3FG-A	FT-A	O-D-R	PF	TP	A	TO	S	B
11/6	*at North Carolina	22	0-3	0-3	1-2	0-1-1	1	1	1	2	0	
11/9	*Robert Morris	16	1-3	0-1	2-2	0-2-2	1	4	3	1	1	0
11/12	*Howard	18	3-6	1-3	3-3	1-4-5	0	10	2	2	0	0
11/15	*Marshall	31	2-8	1-5	0-0	3-3-6	0	5	2	3	1	0
11/18	*Presbyterian	36	4-10	3-6	2-2	1-2-3	2	13	6	0	2	0
11/21	*Toledo	39	2-10	1-5	3-4	0-5-5	3	8	5	0	6	1
11/26	*Fairleigh Dickinson	23	4-6	2-3	0-1	1-6-7	3	10	5	2	2	0
12/4	*at Maryland	24	0-2	0-2	0-0	0-1-1	4	0	2	5	0	0
12/7	*Boston College	30	2-7	1-5	2-2	1-2-3	3	7	3	3	2	0
12/10	*Detroit Mercy	17	1-2	1-2	0-0	1-1-2	0	3	4	1	0	0
12/14	*UCLA	27	0-5	0-3	0-1	1-3-4	0	0	3	1	0	0
12/21	*vs. Indiana	28	0-3	0-3	0-0	1-2-3	2	0	6	0	1	1
12/29	*Alabama A&M	28	3-7	1-3	0-1	0-4-4	1	7	6	2	4	0
1/4	*at Syracuse	15	0-3	0-1	0-0	1-1-2	0	0	4	0	2	0
1/8	at NC State					DNP						
1/11	*Louisville	32	2-8	2-5	0-0	0-0-0	2	6	4	3	2	0
1/15	*at Georgia Tech	32	0-5	0-3	0-0	0-5-5	2	0	2	2	1	0
1/22	*Syracuse	30	3-6	2-5	0-0	1-1-2	1	8	6	0	0	1
1/25	*at Florida State	33	2-4	1-3	0-0	1-3-4	2	5	4	7	1	0
1/29	*Wake Forest	30	2-3	2-3	1-2	1-3-4	2	7	4	1	0	0
2/1	Georgia Tech											
2/5	Pittsburgh											
2/9	at Clemson											
2/11	at Virginia											
2/15	at Duke											
2/17	North Carolina											
2/23	Miami											
2/26	at Boston College											
2/29	at Wake Forest											
3/4	Florida State											
3/7	Virginia Tech											

* - games started

PFLUEGER SEASON/CAREER HIGHS

Category	19-20 Season	Career
Points	13 Presbyterian (11/18/19)	20 DePaul (11/24/18)
Rebounds	7 Fairleigh Dickinson (11/26/19)	10 Mount St. Mary's (11/13/17)
Assists	6 four times	7 at NC State (2/3/18)
Steals	6 Toledo (11/21/19)	6 Toledo (11/21/19)
Blocks	1 Toledo (11/21/19)	3 three times
FGM	4 twice	6 twice
3FGM	3 Presbyterian (11/18/19)	4 three times
FTM	3 twice	7 twice
Minutes	39 Toledo (11/21/19)	40 twice

HONORS AND AWARDS

- 2019 Men Against Breast Cancer Invitational All-Tournament Team
- 2017, 2018 Notre Dame Defensive Player of the Year
- 2017, 2018 All-ACC Academic Team
- 2016, 2017, 2018 ACC Academic Honor Roll

2019-20

- Returned to the starting lineup against No. 13/11 Louisville to play 32 minutes with six points, four assists and two steals.
- Missed the game at NC State (1/8/2020) with left knee pain.
- Logged four assists and two steals in 15 minutes at Syracuse (1/4/20) before a collision on one of the two steals sidelined him for the second half of the game.
- Continued to fill up the box score against Alabama A&M (12/29/19) with seven points, six assists and four steals.
- Slipped on a wet spot on the floor against Detroit Mercy (12/10/19), limiting him to 17 minutes. Was cleared to reenter game, but was not needed.
- Filled up the stat sheet in 23 minutes against Fairleigh Dickinson (11/26/19) with 10 points, five assists and two steals.
- Made all the game-winning plays in Notre Dame's come-from-behind victory over Toledo (11/21/19), posting a career-high six steals in 39 minutes. Two of those steals came in the game's final two minutes, cutting into a five-point lead for the Rockets. Followed with a perfect out-of-bounds pass to Nate Laszewski, setting up the game-tying three-point field goal at the buzzer. His back-door cut for a lay up put the Irish ahead to stay in overtime, 60-59, with 25 seconds remaining. Finally, he sealed the game with two free throws with one second remaining, putting the Irish up by five (Toledo's three-quarter court heave at the buzzer would go in, leading to a two-point Notre Dame victory).
- Stepped up in the Presbyterian (11/18/19) game with John Mooney and Robby Carmody sidelined, playing a season-high 36 minutes and leading the team with 13 points, six assists and two steals.
- Scored double figures in the victory over Howard (11/12/19) with 10 points, five rebounds and two assists in 18 minutes.
- Has returned to the Irish starting lineup for the first two games of the season, providing leadership and playmaking on the perimeter. Will remain on limited minutes as he works through his comeback from ACL surgery.

2018-19

- Missed final 23 games of the 2018-19 season with a left ACL injury, identified in an MRI conducted on December 17, 2018. Underwent successful reconstructive surgery on January 11, 2019.
- Dished out a career-high 10 assists in the win against Purdue (12/15/18) before suffering a left knee injury with under six minutes remaining in the contest.
- Embraced his return to California in the last-second loss to UCLA (12/8/18) leading the team with 14 points (on 5-of-6 shooting) with four three-point field goals, four assists and six rebounds.
- Logged a season-high 34 minutes against Illinois, finishing with five points, three steals and a blocked shot.
- Broke out of an early-season shooting slump to post the most efficient game of his Notre Dame career against DePaul (11/24/18), scoring a career-high 20 points on six-of-seven shooting, four-of-four from three-point range and four-of-four from the free throw line.

2017-18

- Finished 10th in the ACC in assist/turnover ratio (2.15).
- Fought through lingering effects of his lower back injury to start and play 25 minutes at Wake Forest (2/24/18). His only field goal, a three pointer at 5:48 in the second half, cut Wake Forest's lead to one point during the deciding 11-0 Notre Dame run in an eventual come-from-behind victory.
- Saw his 36-game streak of consecutive starts end against Miami (FL) on February 19, due to his lower back injury (bruise) suffered at Boston College (2/17/18).
- The Miami (FL) game was just the second game missed in his career due to injury (bruised ribs sidelined him for the Chicago State game on Nov. 26, 2016).
- Limited to 20 minutes at Boston College after taking a hard fall while being fouled on a drive to the basket.
- Dished out a career-high seven assists at NC State (2/3/18).
- Named a team captain on January 3, 2018.
- Fought through flu symptoms in the loss at Georgia Tech (1/10/18) to play 35 minutes, finishing with six assists, but failing to score for the first time in 2017-18 and for the first time since March 4, 2017, at Louisville.
- Tipped in the game-winning basket at Syracuse (1/6/18), out-hustling the Orange defenders to run the length of the court and put back T.J. Gibbs' miss for the game-deciding points with 2.3 seconds remaining.
- Played all 40 minutes of the hard-fought victory at Syracuse, finishing with 12 points and seven rebounds.
- Scored 15 points at No. 3/3 Michigan State (11/30/17), shooting six-of-seven from the floor, three-of-four from three-point range and adding two steals.
- Earned first career double-double against Mount St. Mary's (11/13/17), collecting 10 rebounds to go with 13 points, five assists and two steals.

2016-17

- Key part of Notre Dame's defensive efforts during the run to the ACC Championship game, grabbing 14 rebounds with four steals in the three tournament games at the Barclays Center.
- Tipped a missed shot to V.J. Beachem with 0:28 remaining at Boston College (2/14/17), allowing Beachem to put the Irish ahead by four points from the free throw line in an eventual 84-76 win.
- Drive and dish to Bonzie Colson with 1:00 remaining broke a 70-70 tie in Notre Dame's 75-70 victory over Clemson (1/17/17).
- Began the season with 11 consecutive games and 218 minutes of playing time without committing a turnover. The streak ended in the first half against Saint Peter's (12/28/16).
- Did not play against Chicago State (11/26/17) to rest bruised ribs suffered November 18 vs. Loyola Maryland.

2015-16

- Tipped in the game-winning rebound with 1.5 seconds remaining versus Stephen F. Austin (3/20/16) in Notre Dame's 76-75 NCAA second-round victory. It marked his only field goal of the game in 14 minutes of action.
- Iced the NCAA first round victory over Michigan (3/18/16), converting two free throws with .5 seconds remaining to provide the seven-point winning margin. Combine the free throws with his tip in against Stephen F. Austin and Pflueger totaled four points in Notre Dame's final two seconds of its first two 2016 NCAA tournament wins.
- Staked his bid for more playing time during his rookie season with seven points, two blocks and two assists during the 95-91 victory at Duke (1/16/16).
- Earned first career start at Syracuse (1/28/16), playing 28 minutes and dishing out a six assists.

PERSONAL

- Full name is Charles Rex Pflueger.
- Born in Mission Viejo, California.
- Son of Russell and Rebecca Pflueger with older brother, Devon.
- Graduated from the Mendoza College of Business in May of 2019 with a degree in marketing. Currently working toward an accelerated MBA in graduate school.

CAREER STATISTICS

				Field Goals		3-Point		F-Throws		Rebounds										Scoring	
SEASON	TEAM	GP-GS	MIN/AVG	FG-FGA	FG%	3FG-FGA	3FG%	FT-FTA	FT%	OFF	DEF	TOT	AVG	PF-FO	AST	TO	BLK	STL	PTS	AVG	
2015-16	ND	30-1	398/13.3	21-55	.382	8-25	.320	20-21	.952	10	30	40	1.3	40-0	32	10	7	18	70	2.3	
2016-17	ND	35-11	750/21.4	59-133	.444	27-68	.397	19-29	.655	18	78	96	2.7	60-0	53	24	12	31	164	4.7	
2017-18	ND	35-35	1153/32.9	93-260	.358	40-126	.317	55-71	.775	44	107	151	4.3	69-1	112	52	8	37	281	8.0	
2018-19	ND	10-10	305/30.5	23-59	.390	14-36	.389	21-26	.808	9	38	47	4.7	14-0	43	16	6	17	81	8.1	
2019-20	ND	19-19	511/26.9	31-100	.310	18-64	.281	14-20	.700	14	49	63	3.3	29-0	72	34	3	27	94	4.9	
TOTAL		129-76	3117/24.2	227-607	.374	107-319	.335	129-167	.772	95	302	397	3.1	212-1	312	136	36	130	690	5.3	

5 Cormac Ryan
Guard | 6-5 / 190 | Sophomore
New York, NY | Milton Academy (MA)

RYAN SEASON/CAREER HIGHS

Category	18-19 Season at Stanford	Career
Points	19 UCLA (2/16/19)	19 UCLA (2/16/19)
Rebounds	8 vs. MTSU (11/23/18)	8 vs. MTSU (11/23/18)
Assists	6 California (3/7/19)	6 California (3/7/19)
Steals	3 California (3/7/19)	3 California (3/7/19)
Blocks	1 California (3/7/19)	1 California (3/7/19)
FGM	6 UCLA (2/16/19)	6 UCLA (2/16/19)
3FGM	6 at Southern Cal (1/6/19)	6 at Southern Cal (1/6/19)
FTM	7 vs. MTSU (11/23/18)	7 vs. MTSU (11/23/18)
Minutes	38 at Southern Cal (1/6/19)	38 at Southern Cal (1/6/19)

Glenn and Stacey Murphy Head Men's Basketball Coach Mike Brey has announced the addition of Cormac Ryan to the 2019-20 University of Notre Dame men's basketball roster. A 6-5 guard out of New York, New York, who spent his prep career at Milton Academy (Massachusetts), Ryan will sit out the 2019-20 season after transferring from Stanford.

"Cormac is the consummate all-around guard," Brey said. "He is the total package you look for in a player in terms of skills, basketball IQ and competitiveness. I am very excited to have him in our program and he will play a key role in our team's development as a practice player this season."

Ryan appeared in 24 games for Stanford in 2018-19, starting 17 contests (including the season opener) and finished with an 8.7 points-per-game average while leading the team with 49 three-point field goals. He also posted 83 rebounds (3.5 per game) and 45 assists (1.8 per game) while shooting .737 at the free throw line. Ryan scored 10 or more points 10 times during his freshman season, including 19 points against UCLA and 18 against Southern Cal.

"I'm fired up to be joining the Notre Dame family," Ryan said. "From the coaching staff to the guys on the team, I feel at home here and I can't wait to see what the future holds for us."

A consensus four-star prospect out of Milton Academy in Milton, Massachusetts, Ryan was a two-time New England Prep School Athletic Conference (NEP-SAC) Class A Player of the Year (2017, 2018). He scored 1,423 in three seasons at Milton, joining the team as a sophomore after playing his freshman season at Collegiate Prep in New York City.

Ryan will arrive on campus in August of 2019 for the start of the 2019-20 academic year at Notre Dame and has enrolled in the Mendoza College of Business.

CAREER STATISTICS

				Field Goals		3-Point		F-Throws		Rebounds										Scoring	
SEASON	TEAM	GP-GS	MIN/AVG	FG-FGA	FG%	3FG-FGA	3FG%	FT-FTA	FT%	OFF	DEF	TOT	AVG	PF-FO	AST	TO	BLK	STL	PTS	AVG	
2018-19	Stan	24-17	685/28.5	66-198	.333	49-155	.316	28-38	.737	8	75	83	3.5	60-0	45	38	4	24	209	8.7	
TOTAL FOR ND		0-0	0/0.0	0-0	.000	0-0	.000	0-0	.000	0	0	0	0.0	0-0	0	0	0	0	0	0.0	
TOTAL		24-17	685/28.5	66-198	.333	49-155	.316	28-38	.737	8	75	83	3.5	60-0	45	38	4	24	209	8.7	

LAST WIN/LOSS VS. RANKED OPPONENT IN ASSOCIATED PRESS POLL

	Date	ND Rank	Opponent	Location	Score
Win vs. #1	1/21/12		Syracuse	Purcell Pavilion	67-58
Loss vs. #1	3/3/18		Virginia	John Paul Jones Arena	57-62
Brey vs. #1	1-6				
Win vs. #2	2/6/16		North Carolina	Purcell Pavilion	80-76
Loss vs. #2	1/28/19		Duke	Purcell Pavilion	61-83
Brey vs. #2	4-3				
Win vs. #3	3/3/90		Missouri	Purcell Pavilion	98-67
Loss vs. #3	12/4/19		Maryland	Xfinity Center	51-72
Brey vs. #3	0-9				
Win vs. #4	1/28/15	8	Duke	Purcell Pavilion	77-73
Loss vs. #4	2/16/19		Virginia	John Paul Jones Arena	54-60
Brey vs. #4	4-6				
Win vs. #5	2/12/09		Louisville	Purcell Pavilion	90-57
Loss vs. #5	1/25/20		Florida State	Tucker Civic Center	84-85
Brey vs. #5	2-6				
Win vs. #6	11/22/17	13	Wichita State!	Lahaina Civic Center	67-66
Loss vs. #6	1/28/06		Villanova	Purcell Pavilion	70-72
Brey vs. #6	2-2				
Win vs. #7	1/4/14		Duke	Purcell Pavilion	79-77
Loss vs. #7	3/11/14		North Carolina%	Verizon Center	47-78
Brey vs. #7	1-4				
Win vs. #8	11/29/12		Kentucky	Purcell Pavilion	64-50
Loss vs. #8	3/4/17	19	Louisville	KFC Yum! Center	64-71
Brey vs. #8	3-6				
Win vs. #9	1/4/17	23	Louisville	Purcell Pavilion	77-70
Loss vs. #9	11/6/19		North Carolina	Smith Center	65-76
Brey vs. #9	5-3				
Win vs. #10	2/21/01	18	Boston College	Purcell Pavilion	76-75
Loss vs. #10	1/1/19		Virginia Tech	Cassell Coliseum	66-81
Brey vs. #10	2-3				
Win vs. #11	2/9/13	25	Louisville (5OT)	Purcell Pavilion	104-101
Loss vs. #11	2/27/12	20	Georgetown	Verizon Center	41-59
Brey vs. #11	5-4				
Win vs. #12	3/14/13	24	Marquette*	Madison Square Garden	73-65
Loss vs. #12	2/5/17	20	North Carolina	Greensboro Coliseum	76-83
Brey vs. #12	2-4				
Win vs. #13	2/13/16		Louisville	KFC Yum! Center	71-66
Loss vs. #13	1/11/20		Louisville	Purcell Pavilion	64-67
Brey vs. #13	3-6				
Win vs. #14	2/11/17		Florida State	Purcell Pavilion	84-72
Loss vs. #14	2/12/18		North Carolina	Dean Smith Center	66-83
Brey vs. #14	2-6				

Win vs. #15	2/4/12		Marquette	Purcell Pavilion	76-59
Loss vs. #15	12/17/16		Purdue#	Bankers Life Fieldhouse	81-86
Brey vs. #15	1-4				
Win vs. #16	3/10/17	22	Florida State%	Barclays Center	77-73
Loss vs. #16	1/18/03	10	Kentucky	Rupp Arena	73-88
Brey vs. #16	7-1				
Win vs. #17	3/7/70	15	Ohio U. ^	UD Arena	112-82
Loss vs. #17	1/19/19		NC State	Purcell Pavilion	73-77
Brey vs. #17	0-8				
Win vs. #18	1/5/15	13	North Carolina	Dean Smith Center	71-70
Loss vs. #18	2/25/19		Florida State	Tucker Center	61-68
Brey vs. #18	2-3				
Win vs. #19	3/10/15		Duke%	Verizon Center	84-79
Loss vs. #19	11/30/11		Gonzaga	McCarthy Ath. Center	53-73
Brey vs. #19	5-2				
Win vs. #20	2/18/13	25	Pittsburgh	Petersen Events Center	51-42
Loss vs. #20	2/23/19		Virginia Tech	Purcell Pavilion	59-67
Brey vs. #20	1-4				
Win vs. #21	3/9/17	22	Virginia%	Barclays Center	71-58
Loss vs. #21	1/30/17	20	Duke	Purcell Pavilion	74-84
Brey vs. #21	4-4				
Win vs. #22	12/27/11		Pittsburgh	Purcell Pavilion	72-59
Loss vs. #22	3/2/13	21	Marquette	Bradley Center	64-72
Brey vs. #22	2-3				
Win vs. #23	12/3/06		Maryland@	Verizon Center	81-74
Loss vs. #23	12/3/13		Iowa	Carver-Hawkeye Arena	93-98
Brey vs. #23	2-3				
Win vs. #24	3/21/15	8	Butler ^ (OT)	Consol Energy Center	67-64
Loss vs. #24	1/9/16		Pittsburgh	Purcell Pavilion	82-86
Brey vs. #24	2-3				
Win vs. #25	3/10/11	4	Cincinnati*	Madison Square Garden	89-51
Loss vs. #25	3/13/08		Marquette*	Madison Square Garden	79-89
Brey vs. #25	2-2				

Event Notes

\$ - Never Forget Tribute Classic

% - ACC Tournament

* - Big East Tournament

! - Maui Invitational

- Crossroads Classic

@ - BB&T Classic

- Crossroads Classic

^ - NCAA Tournament

THE LAST TIME NOTRE DAME ...

NOTRE DAME RECORDED A...

	Score	Opponent	Date	Note
1-Point win	88-87	at Syracuse	1/4/20	
30-Point win	110-71	Detroit Mercy	12/10/19	
40-Point win	92-49	Seattle	11/16/16	
50-Point win	107-53	North Carolina A&T	12/4/16	&
30-Point loss	60-90	at Duke	2/7/15	
20-Point rally	71-65	vs. Virginia Tech (2nd half)	3/17/18	#
last-second shot win	51-49	at Syracuse (Pflueger tip in :02 left)	1/6/18	
overtime game	64-62	Toledo (OT)	11/21/19	
multi-overtime game	78-82	Louisville (2OT)	1/16/18	
overtime victory	64-62	Toledo (OT)	11/21/19	
10-game win streak	11 games	11/26/14 through 1/5/15		
15-game win streak	18 games	12/31/53 through 3/9/54		
5-game loss streak	7	2/16/19 through 3/12/19		
win over a ranked team	69-68	vs. #6/6 Wichita State	11/2/2017	+

NOTRE DAME SHOT...

	%	FGM-FGA	Opponent	Date	Note
55% on FGs	59.4	41-69	Detroit Mercy	12/10/19	
60% on FGs	63.3	31-49	at Boston College	2/17/18	
65% on FGs	66.0	35-53	Boston College	2/21/15	
60% on 3FGs (10+ att)	60.9	14-23	at Boston College	2/17/18	
70% on 3FGs (10+ att)	71.4	15-21	at Florida State	1/18/17	
90% on FTs (10+ att)	94.7	36-38	UIC	11/6/18	
100% on FTs (10+ att)	1.000	14-14	North Carolina A&T	12/4/16	
100% on FTs	1.000	8-8	Detroit Mercy	12/10/19	

NOTRE DAME ...

	Pts	ND-Opp	Opponent	Date	Note
Scored 100 points	110	110-71	Detroit Mercy	12/10/19	
Scored 110 points	110	110-71	Detroit Mercy	12/10/19	
Scored 100 points on the road	103	103-84	at Providence	2/21/09	
Scored 100 points at a neutral site	100	100-77	vs. Houston	3/12/78	\$
Scored 100 points and lost	106	106-119	vs. Houston	3/20/71	\$
Allowed 100 points	101	104-101	Louisville (5OT)	2/9/13	
Scored less than 50 points	47	47-62	at Miami	2/6/19	
Allowed less than 40 points	39	82-39	Binghamton	11/14/14	
Allowed less than 50 points	49	51-49	at Syracuse	1/6/18	
	Stat	Md-Att	Opponent	Date	Note
Made 40 FGs	41	41-59	Detroit Mercy	12/10/19	
Made 10 or more 3FGs	.385	10-26	Wake Forest	1/29/20	
Made 15 or more 3FGs in consecutive games		20-39	Detroit Mercy	12/10/19	
		15-39	UCLA	12/14/19	
Made 10 3FGs in a half	.591	13-22	Detroit Mercy (2nd Half)	12/10/19	
Made 20 3FGs	.513	20-39	Detroit Mercy	12/10/19	&
Made 30 free throws	94.7%	36-38	UIC (W, 84-67)	11/6/18	
Had 15 or more assists in 1st half	17		Detroit Mercy	12/10/19	
Had 15 or more assists in 2nd half	16		Detroit Mercy	12/10/19	
Had 20 or more assists	23		Syracuse	1/22/20	
Had 25 or more assists	26		at Syracuse	1/4/20	
Had 30 or more assists	33		Detroit Mercy	12/10/19	&
Had 15 offensive rebounds	17		at Syracuse	1/4/20	
Had 20 offensive rebounds	22		Marshall (W, 74-64)	11/15/19	
Had 25 offensive rebounds	26		Louisville (L, 78-82 2OT)	1/16/18	&
Had 45 total rebounds	48		Alabama A&M (W, 82-56)	12/29/19	
Had 50 total rebounds	54		Marshall (W, 74-64)	11/15/19	
Committed 5 turnovers or less	3		vs. Louisville (L, 53-75)	3/13/19	#
Committed 10 turnovers or less	7		Wake Forest (W, 90-80)	1/29/20	
Committed 25 turnovers	26		at Villanova (L, 69-86)	2/8/00	
Forced 20 turnovers	21		Toledo (W, 64-62 OT)	11/21/2019	
Forced 25 turnovers	30		New Hampshire (W, 95-33)	11/16/01	

\$ - NCAA Tournament

- ACC Tournament

& - Program Record

+ - Maui Invitational (Lahaina, Hawaii)

NOTRE DAME HAD...

	Opponent	Date	Player	Stat
5 double-figure scorers	at Florida State	1/25/20	Prentiss Hubb	24
			John Mooney	16
			Juwan Durham	16
			Dane Goodwin	12
			T.J. Gibbs	11
6 double-figure scorers	Detroit Mercy	12/10/19	Dane Goodwin	27
			T.J. Gibbs	18
			Juwan Durham	16
			John Mooney	15
			Nate Laszewski	14
			Prentiss Hubb	13
7 double-figure scorers &	North Carolina A&T (W, 107-53)	12/4/16	V.J. Beachem	19
			Matt Ryan	17
			Matt Farrell	15
			Steve Vasturia	13
			T.J. Gibbs	12
			Rex Pflueger	10
			Bonzie Colson	10
4 players score 15 points	Detroit Mercy	12/10/19	Dane Goodwin	27
			T.J. Gibbs	18
			Juwan Durham	16
			John Mooney	15
2 double-figure rebounders	at Syracuse	1/4/20	John Mooney	14
			Juwan Durham	10
2 players with 10 or more assists	Chicago State (W, 92-65)	11/26/12	Eric Atkins	11
			Jerian Grant	10
3 players with 5 or more assists	Fairleigh Dickinson (W, 91-66)	11/26/29	T.J. Gibbs	5
			Rex Pflueger	5
			Prentiss Hubb	5
2 players with double-doubles	vs. Indiana (L, 60-62)	12/21/19	John Mooney	15 pts, 10 reb
			Nate Laszewski	10 pts, 10 reb
3 players with double-doubles	Chicago State (W, 92-65)	11/26/12	Jerian Grant	22 pts, 10 ast
			Eric Atkins	13 pts, 11 ast
			Jack Cooley	11 pts, 11 reb
2 players with 5 or more 3FGM	at Syracuse (W, 88-87)	1/4/20	T.J. Gibbs	6-8
			Prentiss Hubb	6-12
3 players with 3 or more 3FGM	UCLA (W, 75-61)	12/14/19	Prentiss Hubb	5-10
			T.J. Gibbs	4-10
			Dane Goodwin	3-8
2 30-point scorers	Villanova (W, 93-72)	2/28/11	Ben Hansbrough	30
			Tim Abromaitis	30
2 20-point scorers	at Syracuse (W, 88-87)	1/4/20	John Mooney	28
			Prentiss Hubb	22
			T.J. Gibbs	21
3 20-point scorers	at Syracuse (W, 88-87)	1/4/20	John Mooney	28
			Prentiss Hubb	22
			T.J. Gibbs	21
A player ejected	St. Francis Brooklyn (W, 71-53)	12/3/17	Bonzie Colson	Flagrant 2 elbow
A coach ejected	St. Francis Brooklyn (W, 71-53)	12/3/17	Mike Brey	

AN OPPOSING PLAYER HAD...

	Stat	Player	Opponent	Date
25+ points	26	Elijah Hughes	Syracuse	1/22/20
30+ points	34	Cole Anthony	at North Carolina	11/6/19
35+ points	46	Jerome Robinson	Boston College	2/6/18
40+ points	46	Jerome Robinson	Boston College	2/6/18
45+ points	46	Jerome Robinson	Boston College	2/6/18
50+ points	52	Marshon Brooks	Providence	2/23/11
15 rebounds	16	Ky Bowman	Boston College	1/12/19
20 rebounds	22	DeJuan Blair	Pittsburgh	1/31/09
a double-double	10 pts, 14 reb	Dwayne Sutton	Louisville	1/11/20
a triple-double	18 pts, 10 reb, 13 ast	Marcus Williams	Connecticut	2/21/06
20 pts, 10 reb	34 pts, 11 reb	Cole Anthony	at North Carolina	11/6/19
20 pts, 20 reb	23 pts, 22 reb	DeJuan Blair	Pittsburgh	1/31/09
10 assists	10	Markell Johnson	at NC State	2/3/18
10 blocks	10	Hasheem Thabeet	Connecticut	1/5/08
10 steals	11	Mark Macon	Temple	1/29/89

THE LAST TIME A PLAYER ...

AN IRISH PLAYER HAD ...

	Stat	Player	Opponent	Date
20 or more pts in 1st half	26	Matt Farrell	at Boston College	2/17/18
20 or more pts in a half	20	Prentiss Hubb	at Georgia Tech	1/15/20
25 points	25	Prentiss Hubb	at Georgia Tech	1/15/20
26 points	26	Bonzie Colson	Ball State	12/5/17
27 points	27	Dane Goodwin	Detroit Mercy	12/10/19
28 points	28	John Mooney	at Syracuse	1/4/20
29 points	29	Bonzie Colson	Indiana	12/16/17
30 points	30	V.J. Beachem	Syracuse	1/21/17
31 points	31	Bonzie Colson	Duke	1/16/16
32 points	32	Ben Hansbrough	Providence	2/23/11
33 points	33	Bonzie Colson	Florida State	2/11/17
34 points	34	Chris Quinn	Seton Hall	2/18/06
35 points	35	Ryan Ayers	South Dakota	12/2/08
36 points	36	Luke Harangody	USF	1/5/10
37 points	37	Matt Farrell	at Boston College	2/17/18
39 points	39	Kyle McAlarney	North Carolina	11/26/08
40 points	40	Luke Harangody	at Louisville	2/28/08
41 points	41	Adrian Dantley	West Virginia	2/23/74
50+ points	52	Austin Carr	vs. TCU	3/13/71
15 rebounds	15	John Mooney	UCLA	12/14/19
16 rebounds	16	John Mooney	Marshall	11/15/19
17 rebounds	17	Martinas Geben	Louisville	1/16/18
18 rebounds	18	John Mooney	Alabama A&M	12/29/19
19 rebounds	19	John Mooney	Louisville	1/11/20
20 rebounds	20	John Mooney	Clemson	3/6/19
22 rebounds	22	Zach Auguste	Duke	3/10/16
23 rebounds	23	Collis Jones	vs. Houston	3/20/71
a double-double	19 pts, 13 reb	John Mooney	Wake Forest	1/29/20
12 consecutive double-doubles	12	John Mooney	FDU, MD, BC, Det Mercy, UCLA, Indiana, AA&M, Syracuse, NC State, Lville, at GT, Syracuse	11/26/19 - 1/22/20
a triple-double	24 pts, 11 ast, 11 steals	Chris Thomas &	New Hampshire	11/16/01
close to a triple-double	18 pts, 8 ast, 9 reb	Demetrius Jackson	Georgia Tech	1/13/16
	10 pts, 10 ast, 8 reb	Ben Hansbrough	Providence	12/30/09
	12 pts, 10 reb, 8 ast	Zach Hillesland	Seton Hall	1/14/07
20 pts, 10 reb	21 pts, 13 reb	John Mooney	Syracuse	1/22/20
25 pts, 15 reb	28 pts, 16 reb	John Mooney	Marshall	11/15/19
20 pts, 20 reb	25 pts, 20 reb	Troy Murphy	at Seton Hall	1/8/01
20 pts, 10 ast	22 pts, 10 ast	Matt Farrell	vs. Purdue	12/17/16
10 assists	10	Rex Pflueger	vs. Purdue	12/10/19
11 assists	11	Prentiss Hubb	Detroit Mercy	12/10/19
12 assists	12	Matt Farrell	vs. Duke	3/3/18
13 assists	13	Eric Atkins	Kennesaw State	12/19/12
14 assists	14	Tim Singleton	at Dayton	2/21/89
15 assists	15	Tory Jackson	Syracuse	1/18/10
5 blocks	5	Juwan Durham	Alabama A&M	12/29/19
6 blocks	6	Juwan Durham	Coppin State	12/29/18
7 blocks	7	Ryan Humphrey	Seton Hall	1/8/01
8 blocks	8	Jordan Cornette	Rutgers	1/14/03
11 blocks	11	Jordan Cornett	Belmont	11/17/02
5 steals	5	Bonzie Colson	Michigan State	11/30/17
6 steals	6	Rex Pflueger	Toledo (OT)	11/21/19
7 steals	7	David Graves	New Hampshire	11/16/01
11 steals	11	Chris Thomas	New Hampshire	11/16/01
10 offensive rebounds	11	Martinas Geben #	Louisville (2OT)	1/13/16
5 3FGs	5-11	Prentiss Hubb	at Florida State	1/25/20
6 3FGs	6-8	T.J. Gibbs	at Syracuse	1/4/20
	6-12	Prentiss Hubb	at Syracuse	1/4/20
7 3FGs	7-12	V.J. Beachem	NC State	2/18/17
8 3FGs	8-15	Colin Falls	vs. Syracuse	3/8/07
9 3FGs	9-13	Tim Abromaitis	Villanova	2/28/11
10 3FGs	10-12	Matt Farrell	at Boston College	2/17/18
5 consecutive 3FGs without a miss	5-5	John Mooney	Radford	11/14/18
9 consecutive 3FGs without a miss	9-9	Matt Farrell	at Boston College	2/17/18
3 consecutive 20-pt games	27	Bonzie Colson	Wake Forest	2/7/14
	33		Florida State	2/11/17
	20		at Boston College	2/14/17
4 consecutive 20-pt games	32	Ben Hansbrough (5)	Providence	2/23/11
	21		Seton Hall	2/26/11
	30		Villanova	2/28/11
	21		Connecticut	3/5/11
	23		Cincinnati	3/10/11
fouled out	5	T.J. Gibbs	at Florida State	1/25/20

*Indicates Notre Dame home game; #school record; @Purcell Pavilion record; & only triple-double in school history

NOTRE DAME TEAM HIGHS BREY ERA

Stat	Number	Opponent	Date
FGM	42	Canisius	12/19/00
FGA	94	Georgetown (4 OT)	2/9/02
FGA non OT	79	South Dakota	12/2/08
FG%	.667 (34-51)	Pittsburgh	1/30/02
2FG%	.889 (16-18)	Grambling	12/26/14
3FGM	20	Detroit Mercy	12/10/19
	20	Villanova	2/28/11
3FGA	40	Chicago State	11/8/18
3FG%	.727 (16-22)	Loyola Chicago	11/22/00
FTM	39	DePaul	12/14/02
FTA	49	Louisville	2/9/13
FT%	1.000	11 times	
	most recent	Virginia (8-8)	2/16/19
	most	Villanova (19-19)	1/8/05
Off Reb	26	Louisville (2 OT)	1/16/18
OR non OT	24	Seton Hall	2/18/01
Def Reb	42	Georgetown (4 OT)	2/9/02
	42	Sacred Heart	11/18/00
Reb	64	Georgetown (4 OT)	2/9/02
Reb non OT	59	Chicago State	11/17/10
Assists	33	Detroit Mercy	12/10/19
Steals	26	New Hampshire	11/16/01
Blocks	19	Belmont	11/17/02
Pts	116	Georgetown (4 OT)	2/9/02
Pts non OT	110	Detroit Mercy	12/10/19
TO most	24	Marquette	1/12/08
TO least	2	North Carolina	2/6/16
	2	DePaul	1/23/10
PF most	32	Pittsburgh (2 OT)	1/4/06
	32	Louisville (5 OT)	2/9/13
PF most	26 non OT	Sacred Heart	11/18/00
Ast/TO	11.0 (22/2)	DePaul	1/23/10

OPPONENT TEAM HIGHS BREY ERA

Stat	Number	Opponent	Date
FGM	41	Syracuse	3/4/03
FGA	96	Georgetown (4 OT)	2/9/02
FGA non OT	83	Canisius	12/22/02
FG%	.636 (28-44)	Virginia	2/22/14
2FG%	.760 (19-25)	American	12/21/03
3FGM	15	Dartmouth	12/19/17
	15	Oklahoma	12/4/18
3FGA	37	West Virginia	1/9/10
3FG%	.737 (14-19)	Lehigh	11/27/06
FTM	35	Louisville (2 OT)	2/17/10
FTM non OT	31	Cincinnati	2/4/09
FTA	48	Louisville (5 OT)	2/9/13
FTA non OT	41	Cincinnati	2/4/09
FT%	1.000	15 times	
	most recent	Boston College (13-13)	2/6/18
	most	(15-15) twice	
Off Reb	27	IUPUI	11/18/02
Def Reb	44	Toledo (OT)	11/21/19
DR non OT	42	Connecticut	1/24/09
Reb	59	Connecticut	2/21/04
Assists	30	Pittsburgh (2 OT)	1/4/06
Ast non OT	24	Pittsburgh	1/31/15
Steals	17	Marquette	1/12/08
Blocks	19	Connecticut (OT)	2/21/06
Blk non OT	13	Connecticut	2/28/09
Pts	111	Georgetown (4 OT)	2/9/02
Pts non OT	102	Villanova	1/17/07
TO most	30	New Hampshire	11/16/01
TO least	2	Virginia	1/26/19
PF most	34	Louisville (5 OT)	2/9/13
PF most	31 non OT	Columbia	12/23/05
PF least	6	Virginia	2/16/19
Ast/TO	6.0 (12/2)	Virginia	1/26/19

OPPONENT TEAM LOWS BREY ERA

Stat	Number	Opponent	Date
FGM	12	Bucknell	11/22/02
FGA	40	Syracuse	2/5/05
FG%	.211 (12-57)	Bucknell	11/22/02
2FG%	.207 (6-22)	Brown	12/29/07
3FGM	0	Pittsburgh	2/18/13
3FGA	6	USF	2/15/06
3FG%	.000 (0-8)	Pittsburgh	2/18/13
FTM	0 (0-0)	Charleston Southern	11/26/04
	0 (0-2)	Binghamton	12/18/18
	0 (0-3)	Loyola Chicago	12/13/15
FTA	0	Charleston Southern	11/26/04
FT%	.000	Binghamton	12/18/19
	.000	Loyola Chiago	12/13/15
Off Reb	3	7 times	
	most recent	Virginia Tech	1/1/19
Def Reb	10	Chicago State	11/16/17
Reb	17	USF	1/26/13
	17	Kennesaw State	12/19/12
Assists	4	Binghamton	11/14/14
	4	Seton Hall	1/25/12
	4	USF	1/10/12
Steals	0	Binghamton	11/14/14
	0	Milwaukee	11/17/15
Blocks	0	42 times	
Pts	33	Monmouth	11/16/17
TO	2	Virginia	1/26/19
PF	6	Virginia	2/16/19
Ast/TO	0.21 (4/19)	Binghamton	11/14/14

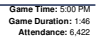
ACC OPPONENT TEAM LOWS BREY ERA

Stat	Number	Opponent	Date
FGM	16	Boston College	1/23/16
FGA	44	Syracuse	2/22/14
FG%	.286 (16-56)	Boston College	1/23/16
2FG%	.211 (8-38)	Boston College	1/23/16
3FGM	2	Louisville	3/3/19
3FGA	8	Pittsburgh	1/31/15
3FG%	.091 (2-22)	Louisville	3/3/19
FTM	2	Boston College	12/7/19
FTA	4	Boston College	12/7/19
FT%	.318 (7-22)	Florida State	2/11/17
Off Reb	3	Wake Forest	1/25/14
	3	Virginia Tech	1/1/19
Def Reb	11	Boston College	2/21/15
Reb	20	Boston College	2/21/15
Assists	7	Boston College	1/23/16
	7	Miami (FL)	1/12/17
	7	Georgia Tech	2/26/17
Steals	1	5 times	
	most recent	Louisville	3/3/19
Blocks	0	3 times	
	most recent	Boston College	12/7/19
Pts	49	Boston College	1/23/16
	49	Syracuse	1/6/18
TO	18	Wake Forest	1/31/16
	18	North Carolina	11/6/19
PF	6	Virginia	2/16/19
Ast/TO	0.50 (7/14)	Georgia Tech	2/26/17

NOTRE DAME ACC TEAM HIGHS BREY ERA

Stat	Number	Opponent	Date
FGM	36	Duke	1/16/16
FGA	79	Louisville (2 OT)	1/16/18
FGA non OT	72	Duke	1/16/16
FG%	.660 (35-53)	Boston College	2/21/15
2FG%	.700 (28-40)	Boston College	2/21/15
3FGM	16	Boston College	2/6/18
3FGA	38	Louisville (2 OT)	1/16/18
3FGA non OT	34	Virginia Tech	1/1/19
3FG%	.714 (15-21)	Florida State	1/18/17
FTM	31	North Carolina	2/6/16
FTA	38	North Carolina	2/6/16
FT%	1.000 (7-7)	Miami (FL)	2/6/19
	1.000 (2-2)	Clemson	1/20/18
	1.000 (8-8)	Virginia	2/16/19
Off Reb	26	Louisville (2 OT)	1/16/18
OR non OT	21	Syracuse	1/6/18
Def Reb	34	Florida State	2/11/17
Reb	51	Pittsburgh	2/28/18
Assists	26	at Syracuse	1/4/20
Steals	13	Wake Forest	1/31/16
Blocks	12	Wake Forest	2/7/17

Points	96	Boston College	2/6/18
TO most	20	Virginia	1/28/14
TO least	2	North Carolina	2/6/16
PF most	25	Virginia Tech	2/23/19
PF least	7	Boston College	2/4/15
	7	Pittsburgh	2/28/18



Officials: JAMES BREEDING, BRENT HAMPTON, LAMAR SIMPSON

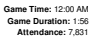
Shooting By Period			
1 st	FG%	8-26	30.8%
	3PT%	4-11	36.4%
	FT%	0-2	0%
2 nd	FG%	13-36	36.1%
	3PT%	7-19	36.8%
	FT%	4-6	66.7%
GM	FG%	21-62	33.9%
	3PT%	11-30	36.7%
	FT%	4-8	50.0%

Dead Ball Rebounds: 1, 0

Shooting By Period		
1 st	FG%	15-27 55.6%
	3PT%	2-10 20.0%
	FT%	7-8 87.5%
2 nd	FG%	16-27 59.3%
	3PT%	6-12 50.0%
	FT%	15-17 88.2%
GM	FG%	31-54 57.4%
	3PT%	8-22 36.4%
	FT%	22-25 88.0%

Dead Ball Rebounds: 1,0

	RMU	UND	Points from	RMU	UND	Period by Period Scoring			
Biggest lead	0 (1 st 20:00)	42 (2 nd 1:43)	Turnovers	10	23		1st	2nd	TOT
Best Scoring Run	6 (2 nd 0:23)	15 (2 nd 18:54)	Paint	16	30				
Lead Changes			Second Chance	10	9	RMU	20	37	57
Times Tied		0	Fast Breaks	4	6				
Time with Lead	00:00	38:22	Bench	14	42	UND	39	53	92



Officials: Roger Ayers, Mike Eades, Justin Porterfield

Shooting By Period		
1 st FG%	11-27	40.7%
3PT%	2-8	25.0%
FT%	5-7	71.4%
2 nd FG%	15-38	39.5%
3PT%	2-14	14.3%
FT%	3-6	50%
GM FG%	26-65	40.0%
3PT%	4-22	18.2%
FT%	8-13	61.5%

Dead Ball Rebounds: 1, 1

Shooting By Period		
1 st	FG%	14-40 35.0%
	3PT%	5-17 29.4%
	FT%	7-10 70%
2 nd	FG%	10-36 27.8%
	3PT%	2-11 18.2%
	FT%	12-16 75%
GM	FG%	24-76 31.6%
	3PT%	7-28 25.0%
	FT%	19-26 73.1%

Dead Ball Rebounds: 4, 0

	MAR	ND	Points from	MAR	ND	Period by Period Scoring			
Best lead	0 (1 st 20:00)	17 (1 st 12:00)	Turnovers	10	14				
Best Scoring Run	10 (2 nd 10:47)	9 (1 st 17:34)	Paint	36	28		1st	2nd	TOT
Lead Changes			Second Chance	15	13	MAR	29	35	64
Times Tied	2		Fast Breaks	7	17				
Time with Lead	00:00	38:35	Bench	18	14	ND	40	34	74

2019-20 NOTRE DAME BASKETBALL NOTES

29



Official Basketball Box Score - Final
Presbyterian at Notre Dame
 11/19/19 Purcell Pavilion at the Joyce Center, Notre Dame, Ind.
 2019-20 Men's Basketball

Officials: Clarence Armstrong, Jamie Luckie, Tommy Morrissey

Game Time: 12:00 AM
 Game Duration: 1:47
 Attendance: 5,752



Official Basketball Box Score - Final
Toledo at Notre Dame
 11/22/19 Purcell Pavilion at the Joyce Center, Notre Dame, IN
 2019-20 Men's Basketball

Game Time: 1:30 AM
 Game Duration: 2:23
 Attendance: 6,555

Officials:

Presbyterian - 53

Record: 1-3

NO. Name	Min	FG	3P	FT	Rebounds	Fouls	TP	AS	TO	ST	Blocks	+/-
		M-A	M-A	M-A	OR DR TOT	PF FD					BS BA	
4 Ben Drake	F 25:19	5-11	1-2	0-0	1 5 6	5 0	11	2	1	0	1 1	-7
12 Cory Hightower	F 38:07	6-13	1-5	2-4	1 7 8	1 3	15	2	2	1	0 1	-12
0 Chris Martin	G 31:57	4-9	0-1	0-0	2 2 4	3 2	8	4	4	4	0 1	-4
22 Michael Isler	G 36:20	3-5	0-0	0-0	2 1 3	3 3	6	1	1	0	0 1	-12
25 J.C. Younger	G 23:11	1-3	1-2	0-0	0 1 1	3 0	3	1	0	0	0 0	-9
10 Sean Jenkins	17:34	1-5	1-4	0-0	2 1 3	1 1	3	0	0	0	0 0	-4
15 Owen McCormack	14:41	2-6	1-5	0-0	0 1 1	0 0	5	1	2	0	1 0	-3
2 Kody Shubert	08:03	0-2	0-2	0-0	0 1 1	0 0	0	0	1	0	0 0	-6
3 C.J. Melton	02:55	1-1	0-0	0-0	0 0 0	0 0	2	0	0	0	1 0	0
23 Jordan Gibson	01:53	0-0	0-0	0-0	0 1 1	0 0	0	0	0	0	0 0	2
Team					0 5 5		0					
Totals		23-55	5-21	2-4	8 25 33	16 9	53	11	12	6	2 4	-10

Technical Fouls:Jenkins 2nd14:01

Notre Dame - 63

Record: 4-1

NO. Name	Min	FG	3P	FT	Rebounds	Fouls	TP	AS	TO	ST	Blocks	+/-
		M-A	M-A	M-A	OR DR TOT	PF FD					BS BA	
11 Juwan Durham	F 29:10	3-5	0-0	5-10	3 12 15	2 6	11	0	3	1	4 0	13
14 Nate Laszewski	F 26:35	4-9	0-4	3-4	1 5 6	1 3	11	0	1	0	0 0	4
0 Rex Pflueger	G 35:40	4-10	3-6	2-2	1 2 3	2 3	13	6	0	2	0 0	9
3 Prentiss Hubb	G 36:54	3-10	2-7	0-0	1 2 3	0 1	8	4	2	0	0 1	14
10 T.J. Gibbs	G 34:44	4-11	2-5	0-0	1 3 4	3 1	10	3	1	1	0 0	7
13 Nikola Djogo	15:47	2-3	2-2	1-2	0 1 1	1 1	7	1	0	1	0 1	3
23 Dane Goodwin	20:04	1-3	1-2	0-0	1 0 1	0 0	3	1	3	0	0 0	-1
15 Chris Doherty	00:33	0-0	0-0	0-0	0 0 0	0 0	0	0	0	0	0 0	0
31 Elijah Morgan	00:33	0-0	0-0	0-0	0 0 0	0 0	0	0	0	0	0 0	1
Team					0 0 0		0					
Totals		21-51	10-26	11-18	8 25 33	9 15	63	15	10	5	4 2	10

Technical Fouls:NONE

	PRE	ND	Points from Turnovers	PRE	ND	Period by Period Scoring	1st	2nd	TOT
Biggest lead	3 (1 st 6:23)	12 (2 nd 1:15)		6	15				
Best Scoring Run	10 (1 st 6:23)	9 (2 nd 1:15)	Paint	28	20				
Lead Changes	2		Second Chance	3	11	PRE	31	22	53
Times Tied	1		Fast Breaks	4	4				
Time with Lead	02:55	36:30	Bench	10	10	ND	39	24	63

Official Basketball Box Score - Final
Fairleigh Dickinson at Notre Dame
 11/26/19 Purcell Pavilion at the Joyce Center, Notre Dame, IN
 2019-20 Men's Basketball

Officials: Roger Ayers, Jeremy Mosier, Tim Oaugherty

Game Time: 7:00 PM
 Game Duration: 1:44
 Attendance: 6,166



Official Basketball Box Score - Final
Notre Dame at Maryland
 12/05/19 XFINITY Center, College Park
 2019-20 Men's Basketball

Game Time: 12:15 AM
 Game Duration: 1:54
 Attendance: 15,529

Officials: Courtney Green, Rob Riley, Bo Boroski

Fairleigh Dickinson - 66

Record: 1-5

NO. Name	Min	FG	3P	FT	Rebounds	Fouls	TP	AS	TO	ST	Blocks	+/-
		M-A	M-A	M-A	OR DR TOT	PF FD					BS BA	
12 Kaleb Bishop	F 30:43	4-18	2-6	0-0	5 5 10	4 0	10	0	3	0	0 3	-27
21 Elijah Williams	F 35:59	4-10	0-2	2-2	3 3 6	3 3	10	4	0	0	1 2	-22
2 Brandon Rush	G 26:24	4-6	1-2	1-2	0 2 2	1 1	10	1	1	5	0 0	-9
5 Xzavier Malone-Key	G 33:43	4-12	3-8	6-8	0 5 5	0 4	17	3	1	0	0 0	-20
1 Callum Baker	G 23:26	0-3	0-3	0-2	0 1 1	2 1	0	3	1	0	0 0	-29
1 Bassel Saliba Jr.	16:08	1-4	0-0	2-2	0 0 0	0 2	4	0	0	0	0 0	-15
25 Daniel Rodriguez	19:08	4-6	0-0	0-0	1 3 4	2 0	8	0	0	0	1 1	2
15 Oscar Okeke	07:50	1-2	0-0	0-0	1 1 2	2 0	2	0	1	0	0 1	-8
24 Marc Dadika	06:39	2-3	1-2	0-0	1 1 2	3 0	5	0	0	0	0 0	3
Team					0 1 1		0		1			
Totals		24-64	7-23	11-16	11 22 33	17 11	66	11	8	5	2 7	-25

Technical Fouls:NONE

Notre Dame - 91

Record: 6-1

NO. Name	Min	FG	3P	FT	Rebounds	Fouls	TP	AS	TO	ST	Blocks	+/-
		M-A	M-A	M-A	OR DR TOT	PF FD					BS BA	
11 Juwan Durham	F 23:21	3-7	0-0	6-8	7 4 11	1 2	13	3	0	0	1 4	14
33 John Mooney	F 29:33	5-11	1-1	2-4	2 11 13	1 2	13	3	0	0	0 1	20
0 Rex Pflueger	G 23:07	4-6	2-3	0-1	1 6 7	3 3	10	5	2	2	0 0	19
3 Prentiss Hubb	G 31:33	3-6	1-4	0-0	0 1 1	0 0	7	5	2	0	0 0	11
10 T.J. Gibbs	G 25:18	4-8	3-6	0-0	0 4 4	1 0	11	5	1	1	0 0	25
14 Nate Laszewski	17:50	6-12	2-7	2-4	2 1 3	1 3	16	0	0	0	3 0	11
23 Dane Goodwin	20:52	5-8	3-3	2-2	0 1 1	2 2	15	1	0	0	0 0	10
24 Robby Carmody	13:21	0-1	0-0	3-4	0 3 3	2 3	3	1	1	0	0 0	3
13 Nikola Djogo	09:16	0-1	0-1	0-0	0 0 0	0 0	0	3	1	1	0 0	6
15 Chris Doherty	03:56	2-3	0-0	0-0	1 0 1	0 0	4	0	0	0	0 0	3
31 Elijah Morgan	01:53	0-0	0-0	0-0	0 0 0	0 0	0	1	0	0	0 0	3
Team					0 0 0		0					
Totals		32-63	12-25	15-23	13 31 44	11 17	91	24	7	5	7 2	25

Technical Fouls:NONE

	FDU	UND	Points from Turnovers	FDU	UND	Period by Period Scoring	1st	2nd	TOT
Biggest lead	0 (1 st 20:00)	27 (2 nd 1:01)		5	9				
Best Scoring Run	7 (1 st 0:54)	13 (1 st 15:16)	Paint	28	34				
Lead Changes	0		Second Chance	6	14	FDU	30	36	66
Times Tied	0		Fast Breaks	5	8				
Time with Lead	00:00	38:37	Bench	19	38	UND	42	49	91

Toledo - 62

Record: 3-2

NO. Name	Min	FG	3P	FT	Rebounds	Fouls	TP	AS	TO	ST	Blocks	+/-
		M-A	M-A	M-A	OR DR TOT	PF FD					BS BA	
23 Willie Jackson	F 42:22	5-12	0-0	1-3	4 16 20	2 3	11	2	3	0	0 0	-4
30 Luke Knapke	C 41:57	7-19	0-5	2-2	5 6 11	4 1	16	0	2	1	2 5	-4
3 Marreon Jackson	G 38:10	8-21	4-12	3-6	0 8 8	3 8	23	3	6	4	0 1	-1
11 Spencer Littleton	F 29:22	1-4	0-3	0-0	2 2 4	5 1	2	4	1	1	0 0	2
21 Dylan Alderson	G 34:28	1-4	1-3	0-0	0 6 6	3 1	3	2	2	1	0 0	-4
1 T.J. Smith	07:45	0-1	0-1	0-0	0 1 1	0 1	0	0	1	0	0 0	2
24 Keshawn Saunders	27:53	2-8	1-3	2-2	0 2 2	3 1	7	1	6	0	0 0	-3
12 Luke Maranka	03:03	0-0	0-0	0-0	0 1 1	2 0	0	0	0	0	0 0	2
Team					2 2 4		0					
Totals		24-69	6-27	8-13	13 44 57	22 16	62	12	21	7	2 6	-2

Technical Fouls:NONE

Dead Ball Rebounds: 0, 0

Notre Dame - 64

Record: 5-1

NO. Name	Min	FG	3P	FT	Rebounds	Fouls	TP	AS	TO	ST	Blocks	+/-
		M-A	M-A	M-A	OR DR TOT	PF FD					BS BA	
11 Juwan Durham	F 17:35	2-6	0-0	0-0	2 3 5	0 0	4	0	1	0	3 0	3
33 John Mooney	F 31:45	3-11	0-4	1-5	2 13 15	3 3	7	2	0	0	2 1	10
0 Rex Pflueger	G 38:41	2-10	1-5	3-4	0 5 5	3 3	8	5	0	6	1 0	8
3 Prentiss Hubb	G 32:03	3-11	0-5	0-2	1 3 4	4 4	6	4	1	1	0 0	-2
10 T.J. Gibbs	G 42:22	3-11	1-6	4-4	0 3 3	4 5	11	2	3	0	0 0	4
14 Nate Laszewski	23:44	3-9	2-7	2-2	2 4 6	0 2	10	0	1	1	0 0	-6
23 Dane Goodwin	31:19	6-13	4-7	0-0	1 2 3	1 2	16	0	1	1	0 0	-3
24 Robby Carmody	05:22	1-1	0-0	0-0	0 1 1	1 3	2	0	1	0	0 0	-2
13 Nikola Djogo	02:09	0-1	0-1	0-0	0 0 0	0 0	0	0	0	0	0 0	2
Team					1 3 4		0		2			
Totals		23-73	8-35	10-17	9 37 46	16 22	64	13	10	12	6 2	2

Technical Fouls:Coach 2nd4:04

Dead Ball Rebounds: 4, 0

	TOL	ND	Points from Turnovers	TOL	ND	Period by Period Scoring	1st	2nd	OT1	TOT
Biggest lead	7 (2 nd 11:56)	5 (1 st 17:07)		13	22					
Best Scoring Run	8 (1 st 1:47)	9 (2 nd 18:39)	Paint	28	22					
Lead Changes	9		Second Chance	11	5	TOL	27	28	7	62
Times Tied	8		Fast Breaks	7	9					
Time with Lead	22:51	13:36	Bench	7	28	ND	24	31	9	64

Maryland - 72

Record: 9-0

Maynard - FZ		Record: 9-0															
NO.	Name	Min	FG		3P	FT	Rebounds		Fouls	TP	AS	TO	ST	Blocks		+/-	
			M-A	M-A	M-A	M-A	OR	DR	TOT	P-F	F-D	BS	BA				
25	Jalen Smith	F 27:55	5-12	2-3	3-6	4	12	16	2	3	15	3	1	0	5	0	16
1	Anthony Cowan	G 30:42	3-9	1-4	2-2	0	2	2	1	3	9	2	1	0	1	1	16
2	Aaron Wiggins	G 28:35	3-11	2-6	3-4	2	5	7	1	6	11	0	2	0	3	1	20
5	Eric Ayala	G 31:4	6-8	2-5	0-0	1	4	5	1	14	5	2	2	0	0	0	16
11	Marvell Morrisell	F 27:33	4-8	0-2	0-2	0	2	2	2	10	1	0	0	0	0	0	16
24	Donta Scott	F 16:46	2-5	0-0	0-0	1	2	3	1	0	2	0	0	0	0	0	12
10	Serrel Smith Jr.	F 27:24	0-1	0-0	0-0	0	0	0	0	0	1	0	1	0	0	0	-1
13	Hakim Hart	F 11:07	1-4	1-4	0-0	0	0	0	0	3	1	0	0	0	0	0	5
21	Makhi Mitchell	G 19:13	0-3	0-0	0-0	1	3	4	2	0	0	0	0	0	1	0	0
4	Ricky Lindo Jr.	F 01:59	1-1	0-0	0-0	0	1	1	0	0	2	0	0	0	0	0	0
22	Makhi Mitchell	G 22:52	1-1	0-0	0-0	0	0	0	0	0	2	0	0	0	0	0	3
00	Joshua Tomaic	F 01:55	1-3	0-1	0-0	0	0	0	0	0	2	0	0	0	0	0	0
12	Reese Mona	F 01:55	0-0	0-0	0-0	0	0	0	1	0	0	0	0	0	0	0	0
20	Travis Valmon	F 01:20	0-0	0-0	0-0	0	0	0	0	0	0	0	0	0	0	0	-2
Team							2	1	3		0	0					
Totals			27:67	R 29	10:14	12	36	48	11	14	72	18	7	4	10	2	21



Official Basketball Box Score - Final
Boston College at Notre Dame
 12/07/19 Purcell Pavilion at the Joyce Center, Notre Dame, IN
 2019-20 Men's Basketball

Game Time: 7:00 PM
 Game Duration: 2:18
 Attendance: 7,117

Officials: Ted Valentine, Jeffery Clark, A.J. Desai

Boston College - 73

Record: 5-5 (2-0)

NO.	Name	Min	FG	3P	FT	Rebounds	Fouls	TP	AS	TO	ST	Blocks	BS	BA	+	-
			M-A	M-A	M-A	OR DR TOT	PF FD									
0	CJ Felder	F 21:43	3-10	2-6	0-0	2 2 4	3 1	8	2	4	2	0	1	0	1	0
1	Jaiirus Hamilton	F 23:54	2-10	0-4	0-0	0 2 2	5 0	4	1	3	0	0	1	0	1	-5
41	Steffon Mitchell	F 35:15	2-5	1-2	2-2	5 6 11	3 4	7	3	3	1	0	1	0	1	4
5	Jay Heath	G 34:48	6-12	4-6	0-1	1 3 4	4 2	16	1	2	1	0	1	1	0	1
11	Derryck Thornton	G 34:51	9-12	1-1	0-1	0 1 1	1 4	19	4	2	2	0	0	0	1	1
3	Jared Hamilton	G 27:44	6-8	1-1	0-0	1 3 4	1 1	13	2	0	1	0	0	0	8	0
2	Julian Rishwain	10:28	2-3	2-3	0-0	0 2 2	0 0	6	0	2	0	0	0	0	-4	-2
13	Luka Kraljevic	09:32	0-1	0-0	0-0	0 3 3	4 1	0	0	0	0	0	0	0	-2	0
14	Kaman Williams	01:45	0-0	0-0	0-0	0 0 0	0 0	0	0	0	0	0	0	0	-1	0
Team						0 4 4	0 0	0	1							
Totals			30-61	11-23	2-4	9 26 35	21 13	73	13	17	7	0	4	1	1	0

Technical Fouls: NONE

Notre Dame - 72

Record: 6-3 (2-2)

NO.	Name	Min	FG	3P	FT	Rebounds	Fouls	TP	AS	TO	ST	Blocks	BS	BA	+	-
			M-A	M-A	M-A	OR DR TOT	PF FD									
11	Juwan Durham	F 20:03	4-4	0-0	0-0	1 3 4	1 1	8	3	0	0	4	0	4	13	0
33	John Mooney	F 34:13	5-12	0-2	6-9	6 12 18	3 6	16	1	2	2	0	0	0	3	0
0	Rex Pflueger	G 29:58	2-7	1-5	2-2	1 2 3	3 2	7	3	3	2	0	0	0	-5	-5
3	Prentiss Hubb	G 29:55	3-11	3-8	0-1	0 2 2	3 2	9	1	5	0	0	0	0	-5	-5
10	T.J. Gibbs	G 40:00	6-11	3-6	7-8	0 1 1	2 5	22	6	3	1	0	0	0	-1	-1
14	Nate Laszewski	16:40	2-3	1-1	1-1	0 1 1	1 4	6	0	1	0	0	0	0	-8	-8
23	Dane Goodwin	23:10	1-9	0-6	2-2	1 2 3	0 1	4	1	0	0	0	0	0	4	4
13	Nikola Djogo	06:01	0-1	0-1	0-0	0 0 0	0 0	0	1	1	0	0	0	0	-6	-6
Team						3 1 4	0 0	0	0							
Totals			23-58	8-29	18-23	12 24 36	13 21	72	16	15	5	4	0	1	1	0

Technical Fouls: NONE

		BC	UND
Biggest lead	13 (2 nd 19:37)	0	(1 st 20:00)
Best Scoring Run	7 (1 st 10:21)	8 (2 nd 1:08)	
Lead Changes	0		
Times Tied	2		
Time with Lead	38:39	00:00	

Official Basketball Box Score - Final
UCLA at Notre Dame
 12/14/19 Purcell Pavilion at the Joyce Center, Notre Dame, IN
 2019-20 Men's Basketball

Game Time: 3:00 PM
 Game Duration: 1:59
 Attendance: 8,383

Officials: Bert Smith, John Higgins, Keith Kirtle

UCLA - 61

Record: 7-4

NO.	Name	Min	FG	3P	FT	Rebounds	Fouls	TP	AS	TO	ST	Blocks	BS	BA	+	-
			M-A	M-A	M-A	OR DR TOT	PF FD									
2	Cody Riley	F 19:44	3-11	0-0	0-1	1 2 3	1 1	6	1	4	0	0	0	0	-13	-13
24	Jalen Hill	C 18:26	0-5	0-0	3-4	3 5 8	4 2	3	1	1	1	0	2	-22	-22	-22
4	Jaime Jaquez Jr.	G 25:16	3-8	1-3	2-3	4 4 8	5 2	9	1	2	1	1	1	-12	-12	-12
10	Tyger Campbell	G 27:48	2-5	1-2	0-2	0 3 3	1 2	5	2	1	1	0	2	-7	-7	-7
23	Prince Ali	G 23:19	3-7	0-1	3-4	0 1 1	1 2	9	2	0	1	0	0	-12	-12	-12
5	Chris Smith	31:37	4-12	1-2	1-2	0 5 5	3 2	10	2	0	0	1	0	-9	-9	-9
0	Alex Olesinski	18:54	2-5	1-2	0-0	1 4 5	1 0	6	0	0	0	0	1	0	2	2
34	David Singleton	14:38	2-4	2-4	0-0	0 1 1	0 0	6	0	0	0	0	0	0	-8	-8
22	Shaheed O'Neal	16:48	3-6	1-2	1-4	5 6 11	1 3	8	0	1	0	1	0	8	8	8
13	Jake Kyman	03:30	0-0	0-0	0-0	0 0 0	1 0	0	0	0	0	0	0	0	3	3
Team						1 2 3	0 0	0	0							
Totals			22-63	7-16	10-20	15 33 48	18 14	61	9	9	4	4	5	-14	-14	-14

Technical Fouls: NONE

Notre Dame - 75

Record: 8-3

NO.	Name	Min	FG	3P	FT	Rebounds	Fouls	TP	AS	TO	ST	Blocks	BS	BA	+	-
			M-A	M-A	M-A	OR DR TOT	PF FD									
11	Juwan Durham	F 12:25	1-3	0-0	0-1	0 3 3	3 1	2	0	1	0	2	0	11	11	11
33	John Mooney	F 35:26	5-11	1-3	3-3	4 11 15	4 6	14	2	2	1	1	0	13	13	13
0	Rex Pflueger	G 27:14	0-5	0-3	0-1	1 3 4	0 1	0	3	1	0	0	0	1	9	9
3	Prentiss Hubb	G 36:21	6-12	5-10	3-5	0 0 0	3 3	20	6	1	0	1	1	18	18	18
10	T.J. Gibbs	G 39:05	4-14	4-10	3-4	0 3 3	1 4	15	2	0	1	1	1	13	13	13
14	Nate Laszewski	18:18	3-6	2-5	0-0	1 6 7	2 0	8	1	1	0	0	0	5	5	5
23	Dane Goodwin	31:11	5-12	3-8	3-3	1 5 6	1 3	16	1	0	1	0	1	1	1	1
Team						2 0 2	0 0	0	0							
Totals			24-63	15-39	12-17	9 31 40	14 18	75	15	6	3	5	4	14	14	14

Technical Fouls: NONE

		UCLA	ND
Biggest lead	0 (1 st 20:00)	18 (2 nd 14:26)	
Best Scoring Run	7 (1 st 0:10)	9 (1 st 8:13)	
Lead Changes	0		
Times Tied	1		
Time with Lead	00:00	39:00	

		UCLA	ND
Points from Turnovers	4	7	
Paint	14	16	
Second Chance	11	9	
Fast Breaks	4	5	
Bench	29	24	

		UCLA	ND
Period by Period Scoring	1st 2nd TOT	24 37 61	
UCLA			
ND			

Official Basketball Box Score - Final
Notre Dame at Indiana
 12/21/19 Bankers Life Fieldhouse, Indianapolis
 2019 Crossroads Classic

Game Time: 5:00 PM
 Game Duration: 2:00
 Attendance: 18,538

Officials: Paul Szek, Bo Boroski, Jeffrey Anderson

Notre Dame - 60

Record: 8-4

NO.	Name	Min	FG	3P	FT	Rebounds	Fouls	TP	AS	TO	ST	Blocks	BS	BA	+	-
			M-A	M-A	M-A	OR DR TOT	PF FD									
11	Juwan Durham	F 17:45	3-6	0-0	5-5	2 2 4	3 4	11	1	2	0	1	0	-1	-1	-1
33	John Mooney	F 35:33	5-13	1-3	4-8	2 8 10	1 4	15	0	1	1	0	2	-6	-6	-6
0	Rex Pflueger	G 28:25	0-3	0-3	0-0	1 2 3	2 1	0	6	0	1	1	1	6	6	6
3	Prentiss Hubb	G 31:17	2-6	0-3	1-2	0 0 0	1 1	5	4	3	0	0	0	-6	-6	-6
10	T.J. Gibbs	G 26:02	2-8	0-5	0-0	0 1 1	3 1	4	5	0	1	0	0	-9	-9	-9
14	Nate Laszewski	27:26	3-8	2-6	2-2	3 7 10	0 1	10	2	1	0	1	0	19	19	19
23	Dane Goodwin	32:18	6-12	3-7	0-0	0 3 3	4 1	15	1	2	2	0	0	6	6	6
13	Nikola Djogo	01:14	0-0	0-0	0-0	0 0 0	0 0	0	0	0	0	0	0	0	0	0
Team						1 0 1	0 0	0	0							
Totals			21-56	6-27	12-17	9 23 32	14 13	60	19	9	5	3	4	-2	-2	-2

Technical Fouls: NONE

Indiana - 62

Record: 11-1

NO.	Name	Min	FG M-A	3P M-A	FT M-A	Rebounds OR DR TOT	Fouls PF TD	TP	AS	TO	ST	Blocks BS	BA	+/-
3	Justin Smith	F 34:56	2-10	0-0	0-1	2 4 6	3 1	4	0	1	1	1	1	7
4	Trayce Jackson-Davis	F 27:42	7-9	0-0	0-1	1 6 7	2 1	14	1	1	2	2	0	-1
50	Joey Brunk	C 30:47	4-9	0-0	1-3	4 10 14	1 3	9	3	2	0	0	0	0
1	Ajajmi Durham	G 28:50	1-6	0-2	3-4	1 1 2	4 4	5	4	2	1	0	0	1
11	Devonte Green	G 29:29	5-11	1-5	0-0	0 0 0	0 1	11	2	0	1	1	1	9
14	Nathan Childress	00:13	0-0	0-0	0-0	0 0 0	0 0	0	0	0	0	0	0	0
10	Rob Phinisee	14:44	0-6	0-2	0-0	0 2 2	0 1	0	2	1	0	0	0	-17
25	Race Thompson	04:03	0-0	0-0	0-0	2 1 3	0 0	0	1	1	0	0	0	-1
23	Damezi Anderson	04:19	0-1	0-1	0-0	0 0 0	0 0	0	0	1	0	0	0	-5
20	DeRon Davis	00:53	0-0	0-0	0-0	0 0 0	2 0	0	0	1	0	0	0	-2
2	Armaan Franklin	13:53	5-6	4-5	3-4	0 1 1	1 3	17	1	0	0	0	0	12
21	Jerome Hunter	10:11	1-3	0-2	0-0	0 1 1	0 0	2	0	1	0	0	0	7
Team						5 1 6	0 0	0	1					
Totals			25-61	5-17	7-12	15 27 42	13 14	62	14	2	5	4	3	

2019-20 NOTRE DAME BASKETBALL NOTES

31



Official Basketball Box Score - Final
Alabama A&M at Notre Dame
12/29/19 Purcell Pavilion at the Joyce Center, Notre Dame, IN
2019-20 Men's Basketball

Game Time: 5:00 PM
Game Duration: 1:36
Attendance: 8,181



Official Basketball Box Score - Final
Notre Dame at Syracuse
01/04/20 Carrier Dome, Syracuse
2019-20 Men's Basketball

Game Time: 9:00 PM
Game Duration: 1:56
Attendance: 19,821

Officials: James Breeding, Matt Potter, Nathan Farnell

Officials: Roger Ayers, Jamie Luckie, Tim Comer

Alabama A&M - 56

Record: 3-8

Alabama A&M - 36		Heslip 3-3													
NO.	Name	Min	FG	3P	FT	Rebounds	Fouls	TP	AS	TO	ST	Blocks	BS	BA	+/-
			M/A	M/A	M/A	OR D T	PF FT								
5	Jalen Johnson	F 10:55	1-7	0-0	0-0	1 3 4	1 0	2	0	0	0	0	2	-14	
15	EJ Williams	C 14:42	1-6	0-0	1-2	2 2 4	2 2	3	1	2	0	0	1	-18	
3	Cameron Tucker	G 26:28	2-5	1-1	0-0	0 3 3	0 0	5	4	3	2	1	1	-8	
10	Garrett Hicks	G 28:28	4-9	2-5	1-2	0 1 1	1 1	11	0	0	1	0	0	-24	
13	Cameron Alford	G 33:49	6-16	2-7	0-0	0 7 7	0 0	14	1	1	2	0	2	-18	
2	Brandon Miller	19:59	1-5	1-4	0-0	0 6 6	0 0	3	1	1	0	0	0	-18	
22	Gerron Scissum	23:49	7-15	0-1	1-1	4 2 6	2 1	15	1	1	0	0	3	-10	
30	Brandon Houston	10:16	0-4	0-0	0-0	1 1 2	1 0	0	1	0	0	0	1	-2	
0	TJ Parham	15:32	0-6	0-3	0-0	1 1 2	1 0	0	2	0	0	0	0	-12	
34	Walter Jones Jr.	06:11	0-0	0-0	0-0	0 0 0	0 0	0	0	1	0	1	0	-8	
24	Evan Wiley	09:51	1-3	1-2	0-0	1 2 3	0 0	0	3	3	0	1	0	-2	
Team						4 1 5	0 0		0	0					
Totals			23-76	7-23	3-5	14 29 43	8 4	56	14	9	6	2	10	-26	

Technical Fouls: NONE

Shooting By Period	1st	2nd	3rd	4th	FT
1st FG%	7-36	19.4%			
3PT%	2-10	20.0%			
FT%	2-3	66.7%			
2nd FG%	16-40	40.0%			
3PT%	5-13	38.5%			
FT%	1-2	50%			
GM FG%	23-76	30.3%			
3PT%	7-23	30.4%			
FT%	3-5	60.0%			
Dead Ball Rebounds: 2, 0					

Notre Dame - 88

Record: 10-4 (1-2)

Noire Dame - 88																		
Record: 10-32																		
NO. Name		Min	FG	M-A	3P	FT	Reb	OR	DR	TO	Fouls	TP	AS	TO	ST	Blocks	BS	+/-
11 Juwan Durham	F	21:11	3-6	0-0	0-0	4	6	10	5	0	6	2	0	0	3	2	18	
33 John Mooney	F	32:19	11-21	1-2	5-9	6	8	14	2	5	28	2	1	1	0	2	1	
00 Rex Pflueger	G	14:37	0-3	0-1	0-0	1	1	2	0	0	0	4	0	2	0	1	-4	
3 Prentiss Hubb	G	38:33	7-16	6-12	2-2	1	1	2	3	22	9	4	1	0	1	0	-3	
10 T. J. Gibbs	G	38:08	6-10	6-8	3-3	0	1	1	2	21	3	3	0	0	0	0	1	
14 Nate Laszewski		24:58	2-4	2-4	0-0	0	2	2	0	1	6	1	0	0	1	0	-3	
23 Dane Goodwin		29:20	2-9	0-4	1-1	2	2	4	0	2	5	5	1	0	0	0	-2	
13 Nikola Djogo		00:54	0-0	0-0	0-0	0	0	0	0	0	0	0	0	0	0	0	-3	
Team							3	1	4			0		1				
Totals			31-69	15-31	11-15	17	22	39	11	13	88	26	9	4	4	6	1	

Technical Fouls: Hubb 2nd 5, 29

Shooting By Period	1st	2nd	3rd	4th	FT
1st FG%	13-31	41.9%			
3PT%	7-16	43.8%			
FT%	4-5	80%			
2nd FG%	18-38	47.4%			
3PT%	8-15	53.3%			
FT%	7-10	70%			
GM FG%	31-69	44.9%			
3PT%	15-31	48.4%			
FT%	11-15	73.3%			
Dead Ball Rebounds: 2, 0					

Notre Dame - 82

Record: 9-4

rec0913-9																			
Team Game - 02																			
NO. Name	Min	FG M/A	3P M/A	FT M/A	Rebounds FR TOT	Fouls F/B	TP	AS	TO	ST	Blocks BS BA	+/-							
11 Juwan Durham	F 21:03	5-9	0-0	1-4	1 4 5	3 1	11	1	0	0	5	0	16						
33 John Mooney	F 34:35	7-11	2-3	0-0	2 16 18	1 1	16	2	1	0	3	0	17						
0 Rex Pflueger	G 28:44	3-7	1-3	0-1	0 4 4	1 2	7	6	2	4	0	0	17						
3 Prentiss Hubb	G 29:47	4-12	3-9	0-0	2 0 2	1 0	11	7	3	1	0	0	16						
10 T.J. Gibbs	G 28:49	7-10	3-6	0-0	2 3 5	0 0	17	1	1	0	0	0	19						
14 Nate Laszewski	22:54	2-5	2-5	0-0	0 6 6	0 1	6	1	1	1	1	0	19						
23 Dane Goodwin	23:26	5-11	2-4	0-0	1 3 4	0 0	12	2	1	0	1	0	26						
13 Nikola Djogo	07:23	0-3	0-2	2-2	1 1 2	0 1	2	2	0	0	0	1	2						
31 Elijah Morgan	03:19	0-1	0-1	0-0	0 0 0	0 0	0	1	0	0	0	0	-2						
Team					0 2 2	0 0													
Totals					33-69	13-33	3-7	9	39	48	4	8	82	23	9	6	10	2	26
Technical Fouls: NONE																			

Technical Fouls: NONE

Shooting By Period	1st	2nd	3rd	4th	FT
1st FG%	15-35	42.9%			
3PT%	3-12	25.0%			
FT%	3-7	42.9%			
2nd FG%	16-34	52.9%			
3PT%	10-21	47.6%			
FT%	0-0	0%			
GM FG%	33-69	47.8%			
3PT%	13-33	39.4%			
FT%	3-7	42.9%			
Dead Ball Rebounds: 2, 0					

Syracuse - 87

Record: 8-6 (1-2)

Nyscuse - 87																	
		Rein 6-8-32															
NO.	Name	Min	FG	3P	FT	Rebounds	Fouls	TP	AS	TO	ST	Blocks	+/-				
						OR	DR	OT									
21	Marek Dolezal	F 40:00	6-13	0-0	1-2	2	8	10	0	2	13	7	2	0	1	2	-1
33	Elijah Hughes	F 40:00	7-17	3-9	2-2	1	4	5	2	3	19	5	2	2	0	1	-1
34	Bourama Sidibe	F 22:33	1-3	0-0	0-1	6	0	6	4	1	2	1	2	0	1	0	-10
11	Joseph Girard III	G 34:18	6-12	4-9	4-4	0	4	4	2	1	20	0	1	0	1	0	-11
33	Buddy Boheim	G 40:00	8-16	7-12	0-0	0	2	2	1	0	23	4	2	2	0	1	-1
1	Quincy Guerner	17:27	3-3	1-1	3-4	2	3	5	4	2	10	1	1	1	0	3	9
10	Howard Washington	05:42	0-0	0-0	0-0	0	1	1	0	1	0	2	1	0	0	0	10
Team						2	1	3	0			0	0				
Totals			31-64	15-31	10-13	13	23	36	13	10	87	20	11	4	6	4	-1

Technical Fouls: NONE

Biggest lead	9 (1st 12:43)	6 (1st 5:25)
Best Scoring Run	11 (2nd 10:13)	11 (1st 5:25)
Lead Changes	12	
Times Tied	9	
Time with Lead	17:13	16:45
Points from	NDU	SYR
Turnovers	21	9
Paint	26	26
Second Chance	24	14
Fast Breaks	10	14
Bench	11	10
Period by Period Scoring		
1st	37	51
2nd	51	88
TOT		
SYR	40	47
87		

Biggest lead	0 (1st 20:00)	30 (2nd 5:29)
Best Scoring Run	5 (1st 15:28)	9 (2nd 5:29)
Lead Changes	0	
Times Tied	0	
Time with Lead	00:00	37:59

Points from	AAM	ND
Turnovers	9	11
Paint	20	36
Second Chance	18	16
Fast Breaks	1	9
Bench	21	20
Period by Period Scoring		
1st	18	38
2nd	38	56
TOT		
ND	36	46
82		



Official Basketball Box Score - Final
Notre Dame at NC State
01/09/20 PNC Arena, Raleigh
2019-20 Men's Basketball

Game Time: 12:00 AM
Game Duration: 1:56
Attendance: 16,825



Official Basketball Box Score - Final
Louisville at Notre Dame
01/11/20 Purcell Pavilion at the Joyce Center, Notre Dame, IN
2019-20 Men's Basketball

Game Time: 7:00 PM
Game Duration: 1:52
Attendance: 8,404

Officials: Bert Smith, Ted Valentine, Jerry Heister

Officials: Lee Cassel, AJ. Desai, Pat Driscoll

Notre Dame - 68

Record: 10-5 (1-3)

Horse Data - 68													
Horse: 105 (T-3)													
NO. Name	Min	FG M/A	3P M/A	FT M/A	Rebounds on or tot	Fouls Fouls	TP	AS	TO	ST	Blocks B/B	+/-	
11 Juwan Durham	F 22:57	1-6	0-0	2-3	3 3 6	0 4	4	1	3	0	2	-4	
33 John Mooney	F 36:36	7-14	0-1	0-1	3 11 14	5 1	14	1	3	0	1	0	
3 Prentiss Hubb	G 38:59	9-14	4-7	2-2	0 3 3	3 1	24	2	3	2	1	-5	
10 T.J. Gibbs	G 40:00	5-9	0-3	4-4	2 1 3	2 4	14	6	2	2	0	-5	
23 Dane Goodwin	G 33:20	4-10	1-3	0-0	0 0 3	3 1	9	1	2	0	0	-4	
14 Nate Laszewski	28:08	1-4	1-4	0-0	1 4 5	3 3	3	0	1	1	0	-7	
Team					3 2 5	0		0					
Totals		27-57	6-18	8-10	12 24 36	16 14	68	11	14	5	4	-5	

Technical Fouls: NONE

Shooting By Period	1st	2nd	3rd	4th	FT
1st FG%	14-26	53.8%			
3PT%	5-7	71.4%			
FT%	6-7	85.7%			
2nd FG%	13-31	41.9%			
3PT%	1-11	9.1%			
FT%	2-3	66.7%			
GM FG%	27-57	47.4%			
3PT%	6-18	33.3%			
FT%	8-10	80.0%			
Dead Ball Rebounds: 1, 0					

Louisville - 67

Record: 13-3 (4-1)

Louisville - 67		Record: 13-5																			
NO.	Name	Min	FG	M-A	3P	M-A	FT	Reb	Orb	DR	TOT	PF	FD	TP	AS	TO	ST	Blocks	BS	BA	+/-
24	Dwayne Sutton	F 32:59	4-11	2-3	0-0	3 11	14	3	0	10	3	1	2	1	4	8					
33	Jordan Nwora	F 37:02	7-15	4-8	2-2	0 4	4	0	2	20	1	1	1	0	0	-2					
23	Steven Enoch	C 15:56	1-8	0-1	0-0	1 4	5	1	1	2	1	3	3	0	1	-6					
0	Lamar Kimble	G 22:50	3-4	0-0	0-0	0 0	0	0	2	0	6	4	1	0	0	1					
2	Darius Perry	G 16:47	0-2	0-1	1-2	0 0	0	1	1	1	1	1	2	0	0	-16					
5	Malik Williams	24:04	3-8	0-1	0-0	1 4	5	2	1	6	0	0	0	0	0	9					
13	David Johnson	13:18	2-4	0-1	1-2	2 1	3	2	2	5	2	1	1	0	0	0					
30	Ryan McMahon	27:05	6-10	3-5	2-2	0 2	2	2	2	17	1	1	1	0	0	21					
10	Samuel Williamson	09:59	0-0	0-0	0-0	1 2	3	0	1	0	0	0	0	0	0	0					
Team						1 1	2			0		0									
Totals			26-62	9-20	6-8	9 29	38	13	9	67	13	10	8	1	6	3					

Technical Fouls: NONE

Nore Dame - 64		Record: 10-6 (1-4)												
NO. Name	Min	FG	3P	FT	Rebounds	Fouls	TP	AS	TO	ST	Blocks	BS	BA	+/-
		M-A	M-A	M-A <td>OR DR TOT<td>FF FD<td><td></td><td></td><td></td><td></td><td></td><td></td><td></td></td></td></td>	OR DR TOT <td>FF FD<td><td></td><td></td><td></td><td></td><td></td><td></td><td></td></td></td>	FF FD <td><td></td><td></td><td></td><td></td><td></td><td></td><td></td></td>	<td></td> <td></td> <td></td> <td></td> <td></td> <td></td> <td></td>							
11 Juwan Durham	F 11:58	2-6	0-0	0-0	0 4 4	1 1	4	1	0	0	2	1	-8	
33 John Mooney	F 34:20	7-17	1-4	0-1	5 14 19	0 4	15	2	2	3	3	0	9	
0 Rex Pflueger	G 31:35	2-8	2-5	0-0	0 0 0	0 2	0	6	3	2	0	0	2	
3 Trentius Hubb	G 37:58	3-14	2-10	0-0	1 2 3	2 3	8	8	4	2	0	0	3	
1 J.T. Gibbs	G 39:00	6-18	1-2	2-2	0 0 0	1 2	15	2	1	0	0	0	-1	
11 Scott Skiles	F 11:52	1-2	0-0	0-0	3 2 5	1 2	0	0	0	0	0	0	-12	
23 Dene Godwin	28:50	5-10	4-8	0-0	1 4 5	2 2	14	0	1	0	1	0	-4	
13 Nikola Djogo	04:23	0-1	0-1	0-0	0 0 0	0 0	0	0	0	0	0	0	-6	
Team					2 1 3	0	0	0	0					
Totals		26-66	10-30	2-3	12 27 39	9 13	64	17	11	7	6	1	-3	



Official Basketball Box Score - Final
Notre Dame at Georgia Tech
 01/16/20 McCamish Pavilion, Atlanta, GA
 2019-20 Men's Basketball

Game Time: 1:30 AM
 Game Duration: 2:04
 Attendance: 5,599



Official Basketball Box Score - Final
Syracuse at Notre Dame
 01/23/20 Purcell Pavilion at the Joyce Center, Notre Dame, IN
 2019-20 Men's Basketball

Game Time: 12:00 AM
 Game Duration: 1:59
 Attendance: 7,492

Officials: Tony Henderson, Raymie Snyers, Brent Hampton

Officials: Mike Eades, Jeffery Clark, Tim Clougherty

Notre Dame - 78

Record: 11-6 (2-4)

NO. Name	Min	FG	3P	FT	Rebounds		Fouls	TP	AS	TO	ST	Blocks	BS	BA
11 Juwan Durham	F 15:02	4-6	0-0	0-0	3	1 4	2 0 8	0	1	0	0	0	0	-6
33 John Mooney	F 36:46	4-12	0-4	2-2	4	9 13	2 2 10	1	2	3	2	1	0	-1
0 Rex Pflueger	G 32:11	0-5	0-3	0-0	0	5 5	2 1 0	2	2	1	0	0	0	6
3 Prentiss Hubb	G 34:28	8-16	3-8	6-8	1	3 4	2 6 25	3	2	2	0	0	0	-1
10 T.J. Gibbs	G 35:36	6-11	2-4	3-4	1	0 1	4 4 17	3	1	0	0	0	0	8
14 Nate Laszewski	15:14	1-4	0-3	1-1	0	1 1	2 2 3	0	0	0	1	0	-1	-1
23 Dane Goodwin	30:43	5-11	3-4	2-4	0	3 3	4 2 15	0	0	0	0	1	0	14
Team					1	1 2		0	0					
Totals		26-65	8-26	14-19	10	23 33	18 17 78	9	8	6	3	2	4	

Technical Fouls: NONE

Georgia Tech - 74

Record: 8-9 (3-4)

NO. Name		Min	FG	3P	FT	Rebounds	Fouls	PP	TP	AS	TO	ST	Blocks	BS	+/-
4 Jordan Usher	F	30:49	4-10	0-2	0-0	0 3 3	0 1	8	2	1	2	1	0	0	-5
5 Moses Wright	F	26:25	6-11	0-1	4-5	1 4 5	2 5	16	1	4	0	1	0	0	-5
1 James Banks III	C	34:46	4-6	0-0	2-3	2 4 6	2 4	10	0	0	0	1	0	0	-5
0 Michael DeVoe	G	37:59	9-15	2-4	2-3	1 8 9	3 4	22	2	1	1	0	0	0	-9
10 Jose Alvarado	G	33:06	3-7	1-4	0-0	0 5 5	5 1	7	9	3	0	0	0	0	-1
11 Bubba Parham		26:20	3-6	1-3	0-0	0 2 2	4 0	7	1	3	0	0	0	0	-2
3 Evan Cole		05:44	0-1	0-0	2-4	1 1 2	0 2	2	0	0	0	0	0	0	-1
23 Asanti Price		04:24	1-2	0-1	0-0	0 0 0	0 1	2	0	0	0	0	0	0	-6
12 Khalid Moore		00:27	0-0	0-0	0-0	0 0 0	1 0	0	0	0	0	0	0	0	0
Team						0 0 0									
Totals			30-58	4-15	10-15	5 27 32	17 18 74	15	13	4	2	3	4		-4

Technical Fouls: NONE

	UND	GeTech	Points from Turnovers	UND	GeTech	Period by Period Scoring
Biggest lead	7 (1 st 6:33)	6 (2 nd 10:19)	14	13		
Best Scoring Run	6 (1 st 12:09)	7 (1 st 3:49)	32	48		
Lead Changes	10		UND	29	49	78
Times Tied	12		GeTech	27	47	74
Time with Lead	19:54	09:54	Bench	18	11	

Shooting By Period	1 st	2 nd	3 rd	4 th	OT
FG%	11-33	33.3%			
3P%	4-13	30.8%			
FT%	3-9	100%			
2 nd FG%	17-32	53.1%			
3P%	4-13	30.8%			
FT%	11-16	68.8%			
GM FG%	28-65	43.1%			
3P%	8-26	30.8%			
FT%	14-19	73.7%			

Dead Ball Rebounds: 4, 1

Syracuse - 84

Record: 12-7 (5-3)

No.	Name	Min	FG M-A	3P M-A	FT M-A	Rebounds OR DR TOT	Fouls PF F	TP	AS	TO	ST	Blocks BS BA	+/
21	Marek Dolezal	F 31:31	3-7	0-0	3-6	3 3 6	4 3 9	3	3	0	0	1 -1 -6	
33	Elijah Hughes	F 40:00	9-19	4-9	4-4	0 7 7	1 4 26	3	1	2	1	1 2	
34	Bourama Sidibe	F 30:59	6-6	0-0	0-0	1 4 5	4 2 12	0	0	1	1	0 -2	
11	Joseph Girard III	G 40:00	4-14	3-10	4-4	3 6 9	2 2 15	4	0	3	0	0 2	
35	Buddy Boenheim	G 36:26	5-14	0-5	0-0	2 2 4	3 1 10	3	1	0	0	2 -1	
1	Quincy Guernier	17:30	3-5	0-1	3-3	2 3 5	0 2 9	0	1	0	2	1 12	
0	Brycen Goodine	03:34	1-1	1-1	0-0	0 2 0	2 0 0	3	0	0	0	0 3	
Team						1 2 3		0		2			
Totals			31-66	8-26	14-17	14 27 41	14 14 84	13	8	6	4	5 2	

Technical Fouls: NONE

Notre Dame - 82

Record: 11-7 (2-5)

No.	Name	Min	FG	3P	FT	Rebounds	Fouls	TP	AS	TO	ST	Blocks	BS	BA	+/				
			M	A	M	OR	DR	OT											
11	Juwan Durham	F 12:28	2-3	0-0	2-2	0	1	1	3	3	6	0	1	0	2	0	1	4	-5
33	John Mooney	F 34:25	8-17	0-0	5-7	8	5	13	3	4	21	6	0	1	1	0	1	4	-5
0	Rex Pflueger	G 30:03	3-6	2-5	0-0	1	1	2	1	0	8	6	0	1	1	0	1	0	8
3	Prentiss Hubb	G 35:50	3-10	2-9	0-0	1	3	4	3	3	8	5	4	1	0	0	0	0	-5
10	T.J. Gibbs	G 33:47	5-10	3-7	0-0	1	1	2	3	13	0	0	1	0	1	0	0	0	-1
23	Dane Goodwin	31:19	6-15	3-9	0-1	0	3	3	0	2	15	3	2	0	0	0	0	0	-3
14	Nate Laszewski	22:08	4-7	3-6	0-0	0	5	5	1	1	11	3	0	0	1	0	0	0	-7
Team						1			3	4		0	0			0			
Totals			31-68	13-36	7-10	12	22	34	14	14	82	23	7	3	5	4	2	0	-7

Technical Fouls: NONE

	SU	ND	Points from Turnovers	SU	ND	Period by Period Scoring
Biggest lead	13 (2 nd 16:35)	11 (1 st 10:45)	16			
Best Scoring Run	13 (1 st 7:47)	9 (2 nd 5:58)	36			
Lead Changes	16		SU	46	38	84
Times Tied	3		ND	42	40	82
Time with Lead	23:21	14:18	Bench	12	26	



Official Basketball Box Score - Final
Notre Dame at Florida State
 01/26/20 Donald L. Tucker Center, Tallahassee
 2019-20 Men's Basketball

Game Time: 1:00 AM
 Game Duration: 2:10
 Attendance: 11,500



Official Basketball Box Score - Final
Wake Forest at Notre Dame
 01/30/20 Purcell Pavilion at the Joyce Center, Notre Dame, IN
 2019-20 Men's Basketball

Game Time: 12:00 AM
 Game Duration: 2:08
 Attendance: 6,402

Officials: John Gaffney, A.J. Desai, Earl Walton

Officials: Ted Valentine, Bill Covington, Jr., Mike Roberts

Notre Dame - 84

Record: 11-8 (2-6)

NO. Name	Min	FG	3P	FT	Rebounds	Fouls	TP	AS	TO	ST	Blocks	BS	BA	+/
11 Juwan Durham	F 28:03	5-9	0-0	6-7	2 7 9	3 6 16	0	1	1	2	1	9		
33 John Mooney	F 31:05	5-9	1-2	5-7	3 2 5	0 5 16	1	2	3	0	0	2		
0 Rex Pflueger	G 32:35	2-4	1-3	0-0	1 3 4	2 0 5	4	7	1	0	0	0		-11
3 Prentiss Hubb	G 38:42	7-16	5-11	5-5	1 3 4	2 5 24	1	3	2	0	0	0		-4
10 T.J. Gibbs	G 30:17	4-12	1-5	2-2	1 2 3	5 1 11	4	1	0	0	0	0		5
14 Nate Laszewski	10:36	0-3	0-2	0-0	0 1 1	1 0 0	0	0	1	0	0	0		-11
23 Dane Goodwin	28:42	3-6	2-4	4-6	1 3 4	1 4 12	2	0	1	0	0	0		-15
Team					1 1 2		0		0					
Totals		26-59	10-27	22-27	10 22 32	15 21 84	12	15	8	2	2	2		-1

Technical Fouls: Bench 2nd 2:31

Shooting By Period	1 st	2 nd	3 rd	4 th	OT
FG%	10-27	37.0%			
3P%	5-15	33.3%			
FT%	12-16	75%			
2 nd FG%	16-32	50.0%			
3P%	5-12	41.7%			
FT%	10-11	90.9%			
GM FG%	26-59	44.1%			
3P%	10-27	37.0%			
FT%	22-27	81.5%			

Dead Ball Rebounds: 6, 0

Wake Forest - 80

Record: 9-11 (2-8)

NO. Name	Min	FG	3P	FT	Rebounds	Fouls	TP	AS	TO	ST	Blocks	BS	BA
33 Ody Oguama	F 13:52	2-3	0-0	0-0	2 1 3	4 1 4	0	2	0	0	0	2	
30 Olivier Sarr	C 23:59	7-13	0-0	4-6	2 4 6	4 5 18	1	2	0	0	0	-10	
0 Brandon Childress	G 39:08	7-14	1-3	9-10	0 6 6	1 6 24	5	3	2	0	0	-11	
11 Torry Johnson	G 34:06	1-4	0-1	0-0	1 1 2	3 0 2	0	0	0	0	0	-4	
13 Andrien White	G 26:45	3-7	1-3	2-3	1 4 5	5 3 9	3	2	1	0	0	-10	
1 Isaiah Mucius	31:31	5-11	1-4	2-2	1 3 4	3 2 13	3	2	1	1	0	-4	
4 Jahcobi Neath	15:50	1-4	0-1	0-0	1 1 2	2 0 2	2	1	0	0	0	-9	
25 Ismael Massoud	10:38	2-3	2-2	0-0	0 3 3	1 0 6	0	1	0	1	0	-8	
2 Sharone Wright, Jr.	04:11	1-1	0-0	0-0	0 2 2	0 0 2	0	0	0	0	0	4	
Team					2 3 5		0	0					
Totals		29-60	5-14	17-21	10 28 38	23 17 80	14	13	4	2	0	-10	

Technical Fouls: NONE

Notre Dame - 90

Record: 12-8 (3-6)

NO. Name	Min	FG M-A	3P M-A	FT M-A	Reb OR DR TOT	Fouls PF F	TP	AS	TO	ST	Blocks BS	+/-
11 Juwan Durham	F 13:46	1-2	0-0	2-3	1 1 2	3 4	4	0	0	1	0	0 3
33 John Mooney	F 30:39	6-15	0-1	7-7	5 8 13	2 5 19	3	2	1	0	1	9
0 Rex Pflueger	G 30:01	2-3	2-3	1-2	1 3 4	2 2 7	4	1	0	0	0	4
3 Prentiss Hubb	G 33:42	1-11	1-4	2-2	2 1 3	3 1 5	5	2	1	3	0	16
10 T.J. Gibbs	G 34:43	7-13	3-7	6-6	1 1 2	1 4 23	4	0	1	0	0	7
14 Nate Laszewski	18:52	6-8	3-5	3-4	1 2 3	4 5 18	1	0	0	0	0	12
23 Dane Goodwin	27:04	6-11	1-4	1-1	0 4 4	1 1 14	1	3	0	0	0	2
13 Nikola Djogo	11:13	0-3	0-2	0-0	0 3 3	1 1 0	0	0	0	0	0	-3
Team					0 0 0		0			0		
Totals		29-66	10-26	22-25	11 23 34	17 23 90	15	7	6	0	2	10

Technical Fouls: NONE

	WF	ND	Points from Turnovers	WF	ND	Period by Period Scoring			
Biggest lead	7 (1 st 16:35)	12 (2 nd 8:45)	6	12					
Best Scoring Run	9(1 st 16:35)	6(2 nd 15:35)	34	30	WF	41	39	80	
Lead Changes	2		Second Chance	10	18				
Times Tied		2	Fast Breaks	4	4				
Time with Lead	21:26	16:55	Bench	23	32	ND	36	54	90

2019-20 MEDIA INFORMATION

CREDENTIALS

- Media and NBA scouts wishing to cover Notre Dame home games in 2019-20 should apply for credentials at und.com/credentials.
- Credential requests are due **48 hours** before the posted tip time.
- Credentials will be issued on a game-by-game basis.
- Media space is limited and subject to availability.

INTERVIEW REQUESTS

- Throughout the season, Notre Dame student-athletes and coaches will be available at least one time per week before a designated practice time.
- Those opportunities will be communicated through Associate Athletics Communications Director Alan Wasielewski's media e-mail list serve. To be added to that list, or for special interview requests, you can contact Wasielewski at awasiele@nd.edu.
- All interviews with Notre Dame student-athlete or coaches must be arranged through the Athletic Communications Office.

GAME NOTES/STATISTICS/TEAM INFORMATION

- Updated team statistics, game notes, head shots and additional team information are available at und.com/pressbox.

GAME DAY PARKING

- Parking for all Notre Dame men's basketball games is free and open on a first-come first-served basis. Parking south of Notre Dame Stadium is recommended for easy access to the media entrance.

MEDIA ENTRANCE/CREDENTIAL WILL CALL

- Media Will Call will open two hours before the public game tip time.
- The University of Notre Dame has instituted a clear bag policy for fans attending events at men's and women's basketball games in 2018-19. This policy does not apply to credentialed media members covering the game.
- All credentialed media members must pick up credentials at Door 4 of Corbett Hall (the eastern-most building attached to Notre Dame Stadium. This is the same place at the media entrance for Notre Dame football games).
- All credentialed media will be required to enter Gate 1 of Purcell Pavilion at the Joyce Center.
- Media members attempting to enter any other gate of the Joyce Center will be redirected to Gate 1 for entrance.

MEDIA SEATING

- All non-live-broadcast media seating is located in the press box of Purcell Pavilion. For access to the press box, enter Gate 1, take the stairs, then enter the arena through the double doors leading to Section 109.
- The entrance to the press box is to the left (see map for further details).

PHOTOGRAPHER SEATING/WORK AREA

- Purcell Pavilion offers two areas for photographers and videographers to shoot the game from the baseline. Please check for your assigned photo position at Media Will Call (Gate 1) and in the Photo Work Room.
- Due to the relocation of working media to the upper press box, photographers are asked to utilize the Photo Work Room, located between the Gate 10 and Gate 1 entrances, for equipment storage and post game uploading.
- To access the Photo Work Room from Gate 1, enter Purcell

Pavilion through the doors on the first level, take the first right and the Photo Work Room will be on your left just past the tunnel access to courtside.

MEDIA MEAL

- A complimentary pre-game meal will be available for all credentialed media members starting 90 minutes before tip time.
- The meal will be located in Corbett Hall, in the Academic Commons Room, accessible through Door 4. This is the same location as media will call.
- The meal is only available before the game begins. Additional refreshments will be available in the press box during the game.

MEDIA WI-FI ACCESS

- Wi-Fi internet access is free throughout Purcell Pavilion. Sign on to the ND-guest network.

MEDIA LIVE STATISTICS

- The University of Notre Dame offers StatBroadcast for all of its men's basketball home games.
- The live statistics feed is accessible at und.com/mediastats (there is no password required).

POST GAME INTERVIEW POLICY

- Selected Notre Dame student-athletes will be brought to the Hammes Basketball Auditorium immediately following the completion of the game.
- The visiting head coach will follow the Notre Dame student-athletes, followed by Glenn and Stacey Murphy head men's basketball coach Mike Brey.

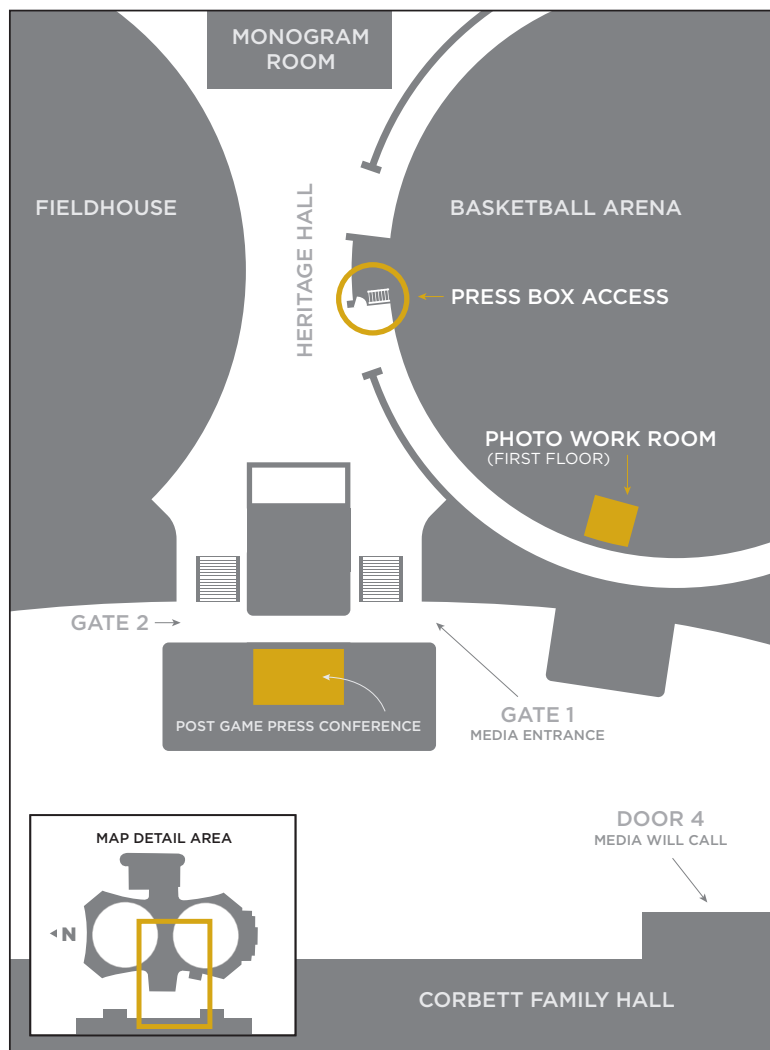
POST GAME WORK AREA

- Credentialed media members will have access to the press box for post game work up to 90 minutes after the completion of the press conferences.



PURCELL PAVILION

NOTRE DAME MEN'S BASKETBALL - MEDIA LOCATIONS





2019-20 Notre Dame Men's Basketball Combined Team Statistics In Conference games

Page 1/1
as of Jan 30, 2020

Game Records

Record	Overall	Home	Away	Neutral
ALL GAMES	3-6	1-3	2-3	0-0
CONFERENCE	3-6	1-3	2-3	0-0
NON-CONFERENCE	0-0	0-0	0-0	0-0

Score by Periods

Team	1st	2nd	OT	TOT
Notre Dame	303	388	0	691
Opponents	339	358	0	697

Team Box Score

No.	Player				Total		3-Point		F-Throw		Rebounds											
		GP-GS	MIN	AVG	FG-FGA	FG%	3FG-FGA	3FG%	FT-FTA	FT%	OFF	DEF	TOT	AVG	PF	DQ	A	TO	BLK	STL	PTS	AVG
10	GIBBS, T.J.	9-9	327:06	36.3	51-97	.526	23-48	.479	30-33	.909	6	9	15	1.7	22	1	32	10	0	5	155	17.2
33	MOONEY, John	9-9	303:49	33.8	58-130	.446	3-18	.167	30-45	.667	40	78	118	13.1	20	1	17	15	7	15	149	16.6
03	HUBB, Prentiss	9-9	325:14	36.1	49-125	.392	31-78	.397	18-22	.818	7	19	26	2.9	20	0	37	27	1	14	147	16.3
23	GOODWIN, Dane	9-1	246:57	27.4	32-84	.381	14-45	.311	12-17	.706	5	21	26	2.9	12	0	15	10	1	1	90	10.0
11	DURHAM, Juwan	9-9	158:19	17.6	23-46	.500	0-0	.000	12-15	.800	16	28	44	4.9	20	1	9	7	15	3	58	6.4
24	CARMODY, Robby	1-0	16:28	16.5	3-9	.333	0-3	.000	0-0	.000	1	1	2	2.0	2	0	0	1	0	4	6	6.0
14	LASZEWSKI, Nate	9-0	176:16	19.6	18-42	.429	10-30	.333	6-8	.750	8	22	30	3.3	15	0	6	3	3	2	52	5.8
00	PFLUEGER, Rex	8-8	223:01	27.9	11-38	.289	8-28	.286	4-6	.667	5	16	21	2.6	13	0	28	17	1	10	34	4.3
13	DJOGO, Nikola	4-0	22:31	5.6	0-5	.000	0-4	.000	0-0	.000	0	3	3	0.8	1	0	1	1	0	0	0	0.0
31	MORGAN, Elijah	1-0	00:00	0.0	0-0	.000	0-0	.000	0-0	.000	0	0	0	0.0	0	0	0	0	0	0	0	0.0
15	DOHERTY, Chris	1-0	00:19	0.3	0-0	.000	0-0	.000	0-0	.000	0	0	0	0.0	0	0	0	0	0	0	0	0.0
											16	13	29					1				
Total		9	1800		245-576	.425	89-254	.350	112-146	.767	104	210	314	34.9	125	3	145	92	28	54	691	76.8
Opponents		9	1800		260-558	.466	82-194	.423	95-126	.754	102	237	339	37.7	151	3	134	116	25	51	697	77.4

Team Statistics

	ND	OPP
Scoring	691	697
Points per game	76.8	77.4
Scoring margin	-0.7	-
Field goals-att	245-576	260-558
Field goal pct	.425	.466
3 point fg-att	89-254	82-194
3-point FG pct	.350	.423
3-pt FG made per game	9.9	9.1
Free throws-att	112-146	95-126
Free throw pct	.767	.754
F-Throws made per game	12.4	10.6
Rebounds	314	339
Rebounds per game	34.9	37.7
Rebounding margin	-2.8	-
Assists	145	134
Assists per game	16.1	14.9
Turnovers	92	116
Turnovers per game	10.2	12.9
Turnover margin	+2.7	-
Assist/turnover ratio	1.6	1.2
Steals	54	51
Steals per game	6.0	5.7
Blocks	28	25
Blocks per game	3.1	2.8
Winning streak	1	-
Home win streak	1	-
Attendance	29415	75795
Home games-Avg/Game	4-7354	5-15159
Neutral site-Avg/Game	-	0-0

Team Results

Date	Opponent		Score	Att.
11/06/2019	at North Carolina	L	65-76	21750
12/07/2019	Boston College	L	72-73	7117
01/04/2020	at Syracuse	W	88-87	19821
01/08/2020	at NC State	L	68-73	16825
01/11/2020	Louisville	L	64-67	8404
01/15/2020	at Georgia Tech	W	78-74	5899
01/22/2020	Syracuse	L	82-84	7492
01/25/2020	at Florida St.	L	84-85	11500
01/29/2020	Wake Forest	W	90-80	6402



2019-20 Notre Dame Men's Basketball Combined Team Statistics All games

Page 1/1
as of Jan 30, 2020

Game Records

Record	Overall	Home	Away	Neutral
ALL GAMES	12-8	10-3	2-4	0-1
CONFERENCE	3-6	1-3	2-3	0-0
NON-CONFERENCE	9-2	9-0	0-1	0-1

Score by Periods

Team	1st	2nd	OT	TOT
Notre Dame	687	836	9	1532
Opponents	638	726	7	1371

Team Box Score

No.	Player				Total		3-Point		F-Throw		Rebounds											
		GP-GS	MIN	AVG	FG-FGA	FG%	3FG-FGA	3FG%	FT-FTA	FT%	OFF	DEF	TOT	AVG	PF	DQ	A	TO	BLK	STL	PTS	AVG
33	MOONEY, John	19-19	617:13	32.5	117-257	.455	17-55	.309	51-83	.614	72	182	254	13.4	38	1	40	24	14	24	302	15.9
10	GIBBS, T.J.	20-20	678:38	33.9	90-218	.413	48-120	.400	46-51	.902	15	37	52	2.6	40	1	70	21	1	19	274	13.7
03	HUBB, Prentiss	20-20	681:07	34.1	91-232	.392	52-143	.364	22-31	.710	14	33	47	2.4	35	0	93	49	2	18	256	12.8
23	GOODWIN, Dane	20-1	524:24	26.2	86-188	.457	38-92	.413	30-36	.833	15	53	68	3.4	27	0	30	20	3	9	240	12.0
11	DURHAM, Juwan	20-20	377:08	18.9	61-111	.550	0-0	.000	39-55	.709	38	77	115	5.8	36	1	15	20	47	10	161	8.1
14	LASZEWSKI, Nate	20-1	404:10	20.2	50-119	.420	26-81	.321	19-25	.760	20	75	95	4.8	21	0	12	12	9	5	145	7.3
24	CARMODY, Robby	7-0	96:23	13.8	13-26	.500	0-6	.000	12-17	.706	2	9	11	1.6	14	0	4	6	1	6	38	5.4
00	PFLUEGER, Rex	19-19	510:49	26.9	31-100	.310	18-64	.281	14-20	.700	14	49	63	3.3	29	0	72	34	3	27	94	4.9
13	DJOGO, Nikola	14-0	104:13	7.4	3-18	.167	2-13	.154	6-8	.750	2	11	13	0.9	6	0	11	4	1	3	14	1.0
15	DOHERTY, Chris	6-0	15:04	2.5	3-4	.750	0-0	.000	0-2	.000	1	3	4	0.7	2	0	0	0	1	1	6	1.0
31	MORGAN, Elijah	9-0	15:53	1.8	0-2	.000	0-2	.000	2-2	1.000	0	1	1	0.1	2	0	3	3	0	0	2	0.2
Team											26	27	53					3				
Total		20	4025		545-1275	.427	201-576	.349	241-330	.730	219	557	776	38.8	250	3	350	196	82	122	1532	76.6
Opponents		20	4025		522-1267	.412	159-458	.347	168-248	.677	230	544	774	38.7	319	7	274	255	60	108	1371	68.6

Team Statistics

	ND	OPP
Scoring	1532	1371
Points per game	76.6	68.6
Scoring margin	+8.1	-
Field goals-att	545-1275	522-1267
Field goal pct	.427	.412
3 point fg-att	201-576	159-458
3-point FG pct	.349	.347
3-pt FG made per game	10.1	8.0
Free throws-att	241-330	168-248
Free throw pct	.730	.677
F-Throws made per game	12.1	8.4
Rebounds	776	774
Rebounds per game	38.8	38.7
Rebounding margin	+0.1	-
Assists	350	274
Assists per game	17.5	13.7
Turnovers	196	255
Turnovers per game	9.8	12.8
Turnover margin	+3.0	-
Assist/turnover ratio	1.8	1.1
Steals	122	108
Steals per game	6.1	5.4
Blocks	82	60
Blocks per game	4.1	3.0
Winning streak	1	-
Home win streak	1	-
Attendance	91036	91324
Home games-Avg/Game	13-7003	6-15221
Neutral site-Avg/Game	-	1-18538

Team Results

Date	Opponent		Score	Att.
11/06/2019	at North Carolina	L	65-76	21750
11/09/2019	Robert Morris	W	92-57	6422
11/12/2019	Howard	W	79-50	6190
11/15/2019	Marshall	W	74-64	7831
11/18/2019	Presbyterian	W	63-53	5752
11/21/2019	Toledo	Wot	64-62	6555
11/26/2019	Fairleigh Dickinson	W	91-66	6166
12/04/2019	at Maryland	L	51-72	15529
12/07/2019	Boston College	L	72-73	7117
12/10/2019	Detroit Mercy	W	110-71	6441
12/14/2019	UCLA	W	75-61	8083
12/21/2019	vs Indiana	L	60-62	18538
12/29/2019	Alabama A&M	W	82-56	8181
01/04/2020	at Syracuse	W	88-87	19821
01/08/2020	at NC State	L	68-73	16825
01/11/2020	Louisville	L	64-67	8404
01/15/2020	at Georgia Tech	W	78-74	5899
01/22/2020	Syracuse	L	82-84	7492
01/25/2020	at Florida St.	L	84-85	11500
01/29/2020	Wake Forest	W	90-80	6402