



# NOTRE DAME HOCKEY

## FIGHTING IRISH MEDIA

Director  
Athletics Communications

Dan Colleran

dcollera@nd.edu

574-339-9810 (cell)

GAME 33

NOTRE DAME VS. MICHIGAN STATE

FEBRUARY 28

### THE MATCH-UP

Game 33	Friday, February 28 7:10 p.m. ET	Compton Family Ice Arena Notre Dame, Indiana
Records	Notre Dame Fighting Irish 14-12-6, 9-8-5-3 B1G	Michigan State Spartans 14-17-1, 10-11-1-0 B1G
TV & Streaming Coverage	TV: NBC Sports Network (NBCSN) Streaming: NBCsports.com/App	PxP: Tony Simeone Analyst: Anson Carter
Radio/Audio Coverage	94.3 FM (South Bend) & UND.com	Darin Pritchett

### THE SERIES

All-Time	MSU, 69-43-13	Last: MSU, 3-2   Nov. 23, 2019   East Lansing, Mich.   Munn Ice Arena
At ND	ND, 29-23-8	Last: ND, 2-0   March 3, 2019   Notre Dame, Ind.   Compton Family Ice Arena

### COUNTDOWN TO PUCK DROP

515	With Notre Dame's 3-2 win over Penn State in last season's Big Ten Tournament championship game, head coach <b>Jeff Jackson</b> recorded his 500th career win. He now has 515 career wins, which ranks second among active NCAA DI head coaches (spanning six seasons at Lake Superior State and 14+ seasons at Notre Dame).
16	A program-record 16 former Fighting Irish players have played in the NHL so far this season, including: <b>Anders Bjork</b> (Boston Bruins), <b>Ian Cole</b> (Colorado Avalanche), <b>Thomas Di Pauli</b> (Pittsburgh Penguins), <b>Jake Evans</b> (Montreal Canadiens), <b>Steven Fogarty</b> (New York Rangers), <b>Dennis Gilbert</b> (Chicago Blackhawks), <b>Vinnie Hinostroza</b> (Arizona Coyotes), <b>Stephen Johns</b> (Dallas Stars), <b>Anders Lee</b> (New York Islanders), <b>Jordan Gross</b> (Arizona Coyotes), <b>Kyle Palmieri</b> (New Jersey Devils), <b>Andrew Peeke</b> (Columbus Blue Jackets), <b>Cal Petersen</b> (Los Angeles Kings), <b>Bryan Rust</b> (Pittsburgh Penguins) and <b>Riley Sheahan</b> (Edmonton Oilers) and <b>T.J. Tynan</b> (Colorado Avalanche).
15	Senior goaltender <b>Cale Morris</b> was named the Big Ten's Second Star of the Week on February 25 after leading the Irish to a weekend sweep at Michigan, marking his 15th career weekly Big Ten honor.
13	Thirteen sets of brothers have suited up for the Irish, including current sets of brothers <b>Cal and Cam Burke</b> and <b>Matt and Alex Steeves</b> .
10	With a 19-save shutout at Michigan (Feb. 22), <b>Cale Morris</b> posted his 10th career shutout to rank fifth at Notre Dame behind <b>Steven Summerhays</b> (13), <b>David Brown</b> (12), <b>Jordan Pearce</b> (12) and <b>Cal Petersen</b> (11).
8	With the 2019 Big Ten tournament title, Notre Dame has won eight conference championships in program history, each under <b>Jeff Jackson</b> (three regular-season).
6	With freshman <b>Trevor Janicke</b> joining the program, six father-son combinations have played for the Irish including Trevor and his father, <b>Curtis '93</b> , as well as sophomore <b>Graham Slaggert</b> and his father/Associate Head Coach <b>Andy Slaggert '89</b> .
5	Game two of this weekend's series will feature a post-game ceremony to honor the five graduation Fighting Irish seniors including <b>Cal Burke</b> , <b>Tory Dello</b> , <b>Cale Morris</b> , <b>Cam Morrison</b> and <b>Mike O'Leary</b> .
4	Notre Dame has an active four-year NCAA tournament appearance streak, including Frozen Four appearances in 2017 and 2018, which is the longest streak in program history and is the fourth-longest active streak in the NCAA (the Irish have also appeared in seven of the last 10 NCAA Tournaments).

### 2019-20 SCHEDULE // RESULTS

Date	ND Rk	Opp Rk	Opponent	Location	TV	Time/Score
Oct. 6	9/10	--/--	USNTDP (exh.)	Plymouth, Mich.	CN-900 (Det.)	W, 4-2
Oct. 11	8/9	RV/--	Air Force	Notre Dame, Ind.	NBCSN	W, 4-3
Oct. 13	8/9	RV/--	Air Force	Notre Dame, Ind.	NHLN/NBCSN+	W, 6-1
Oct. 25	5/4	--/--	Lake Superior State	Notre Dame, Ind.	NBCSN	W, 5-2
Oct. 26	5/4	--/--	Lake Superior State	Notre Dame, Ind.	NHLN/NBCSN+	W, 6-4
Nov. 1	5/4	RV/--	at Minnesota	Minneapolis, Min.	BTN	T, 2-2 (ot)
Nov. 2	5/4	RV/--	at Minnesota	Minneapolis, Min.	FSN	W, 5-3
Nov. 8	5/5	9/8	Ohio State	Notre Dame, Ind.	NBCSN	W, 3-2 (ot)
Nov. 9	5/5	9/8	Ohio State	Notre Dame, Ind.	SNY	W, 2-1
Nov. 15	4/3	15/15	at Wisconsin	Madison, Wisc.	FSW	L, 3-0
Nov. 16	4/3	15/15	at Wisconsin	Madison, Wisc.	BTN+	W, 5-4 (ot)
Nov. 22	3/3	--/--	at Michigan State	East Lansing, Mich.	BTN+	T, 1-1 (ot)
Nov. 23	3/3	--/--	at Michigan State	East Lansing, Mich.	BTN+	L, 3-2
Nov. 29	5/4	16/15	Bowling Green	Notre Dame, Ind.	NBCApp	L, 5-2
Nov. 30	5/4	16/15	at Bowling Green	Bowling Green, Ohio	FloHockey	L, 5-2
Dec. 6	9/10	10/7	at Boston College	Boston, Mass.	CBS All-Access	L, 4-0
Dec. 8	9/10	10/7	Boston College	Notre Dame, Ind.	NBCSP+	L, 6-1
Dec. 13	15/14	7/7	Penn State	Notre Dame, Ind.	NHLN/NBCSN+	L, 4-2
Dec. 14	15/14	7/7	Penn State	Notre Dame, Ind.	NBCApp	W, 3-0
Jan. 3	15/RV	19/--	Western Michigan	Notre Dame, Ind.	NBCSN	T, 1-1 (ot)
Jan. 5	15/RV	19/--	at Western Michigan	Kalamazoo, Mich.	NCHC.tv	W, 4-1
Jan. 10	14/14	--/--	Michigan	Notre Dame, Ind.	NBCSN	L, 3-0
Jan. 11	14/14	--/--	Michigan	Notre Dame, Ind.	NBCApp	L, 3-1
Jan. 17	18/RV	9/9	at Ohio State	Columbus, Ohio	BTN	T, 4-4 (ot)
Jan. 18	18/RV	9/9	at Ohio State	Columbus, Ohio	BTN+	L, 2-1
Jan. 24	RV/--	--/--	Wisconsin	Notre Dame, Ind.	NBCSN+/NBCSP+	L, 6-4
Jan. 25	RV/--	--/--	Wisconsin	Notre Dame, Ind.	NBCSN+/NBCSP+	W, 5-2
Jan. 31	RV/--	8/9	at Penn State	University Park, Pa.	BTN	T, 4-4 (ot)
Feb. 1	RV/--	8/9	at Penn State	University Park, Pa.	BTN+	W, 4-2
Feb. 14	RV/--	RV/RV	Minnesota	Notre Dame, Ind.	NBCSN	T, 3-3 (ot)
Feb. 15	RV/--	RV/RV	Minnesota	Notre Dame, Ind.	NBCSN+/NBCSP+	L, 2-1
Feb. 21	RV/--	RV/--	at Michigan	Ann Arbor, Mich.	BTN	W, 2-1
Feb. 22	RV/--	RV/--	at Michigan	Ann Arbor, Mich.	BTN	W, 3-0
Feb. 28	RV/RV	RV/--	Michigan State	Notre Dame, Ind.	NBCSN	7 p.m.
Feb. 29	RV/RV	RV/--	Michigan State	Notre Dame, Ind.	NBCSP+	6 p.m.
March 6-8			B1G Quarterfinals	Campus Sites		TBA
March 14			B1G Semifinals	Campus Sites		TBA
March 21			B1G Championship	Campus Site		TBA
March 27-29			NCAA Regionals	TBD		TBA
April 9-11			NCAA Frozen Four	Detroit, Mich.		TBA

-- Rankings: USCHO.com/USA Today/USA HM; ranking listed at time of game | All times Eastern |

-- TV: NBC Sports Network [NBCSN] | NBC Sports Chicago+ [NBCSN+] | NBC Sports Philadelphia+ [NBCSN+] | Big Ten Network [BTN] | Fox Sports North.+ [FSN] | Fox Sports Midwest [FSW] | SportsNet New York [SNY]

**UNIVERSITY INFORMATION**

School	University of Notre Dame
Location	Notre Dame, IN 46556
Founded	1842
Enrollment	8,530 (undergraduate), 12,393 (total)
Nickname	Fighting Irish
Colors	Gold and Blue
Affiliation	NCAA Division I
Conference	Big Ten (B1G)
President	Rev. John I. Jenkins
Provost	Thomas Burish
NCAA Faculty Representative	Patricia Bellia (Harvard '91)
Athletics Director	Jack Swarbrick (Notre Dame '76)
Sr. Assoc. Athletic Director/Sport Admin.	Tom Nevala (Notre Dame '90)
Ticket Office Phone	(574) 631-7356
Home Ice (capacity)	Compton Family Ice Arena (4,850) Charles "Lefty" Smith Rink
Ice Surface	200 x 90

**HOCKEY STAFF INFORMATION**

Head Coach	Jeff Jackson (Michigan State '78)
Record at Notre Dame	333-203-62 (15th season)
Record Overall	515-255-87 (21st season)
Regular Season Big Ten Record	37-25-7 (third season)
Associate Head Coach	Paul Pooley (Ohio State '84)
Associate Head Coach	Andy Slaggert (Notre Dame '89)
Volunteer Assistant Coach	Kyle Lawson (Notre Dame '10)
Coordinator of Hockey Operations	Nick Seirgiej (Wisconsin-River Falls '06)
Athletic Trainer	Kevin Ricks
Equipment Specialist	Ron Grove
Strength and Conditioning Coach	Tony Rolinski
Administrative Assistant	Sue Halasz
Hockey Office Phone	(574) 631-3630

**TEAM INFORMATION**

2018-19 Overall Record	23-14-3
2018-19 Big Ten Record/Finish	11-11-2 (2nd)
2018-19 Post Season	Big Ten Champions NCAA Northeast Regional Final
Letter Winners Returning	20 (11 forwards, 6 defensemen, 3 goaltenders)
Letter Winners Lost	6 (4 forwards, 2 defensemen)
Newcomers	8 (5 forwards, 2 defenseman, 1 goaltender)
2019-20 Captain	Cal Burke
2019-20 Alternate Captains	Tory Dello, Cale Morris
NCAA Appearances	10 (Last: 2019)
NCAA Frozen Four Appearances	Four (2008, 2011, 2017, 2018)
All-Americans	15 players/16 times (Last: Bobby Nardella 2019)
Academic All-Americans	Nine (Last: Peter Schneider in 2015)

**FOR STARTERS**

- Notre Dame and Michigan State close out the regular season with a two-game series this weekend at Compton Family Ice Arena (Feb. 28-29).
- The Fighting Irish are coming off a weekend sweep at Michigan (Feb. 21-22) and are now 4-1-2 in their last seven games.
- The Spartans have suffered four losses in a row in a pair of series against Michigan and Ohio State.
- In last weekend's sweep of the Wolverines, Cale Morris stopped 53 of the 54 shots he faced to lead the Irish and earn Second Star of the Week honors from the Big Ten.
- Morris enters the weekend tied for second all-time with 57 career wins at Notre Dame and he has made 99 career starts.
- Since February 1, Morris is 3-1-1 with a 1.58 goals-against average and a .942 save percentage.
- Cam Morrison had a goal in each win over Michigan and he now has six points in the last seven games and fourth goals in the last five games.
- Notre Dame (35 points) enters the weekend in fourth place in the Big Ten standings, while Michigan State (31 points) is in sixth.
- In the tightly contested B1G standings, the Irish could finish anywhere from tied for first through sixth place and earn either the No. 2, 3, 4, 5 or 6 seed for the upcoming Big Ten tournament.
- The top six teams are separated by 10 points in the standings (teams are awarded three points/win) with Penn State idle this weekend and Wisconsin playing at Ohio State and Michigan playing at Minnesota.
- Notre Dame could still clinch a share of the regular season title with 6 points against the Spartans and Minnesota claims 0-4 points and Ohio State claims 0-4 points.

**BIG TEN STANDINGS**

1 Penn State	41	24	12-	8-	4	1/0
2 Minnesota	37	22	9-	7-	6	3/1
Ohio State	37	22	11-	8-	3	0/1
4 Notre Dame	35	22	9-	8-	5	0/3
5 Michigan	33	22	10-	10-	2	1/0
6 Michigan State	31	22	10-	11-	1	0/0
7 Wisconsin	20	22	6-	15-	1	0/1

**MEDIA INFORMATION**

Director of Athletics Communications (Hockey Contact)	Dan Colleran
Office Phone   Cell Phone	574-631-7519   574-339-9810
Email	dcollera@nd.edu
Assistant Athletics Communications Director (Secondary Hockey Contact)	Pat Durant
Cell Phone	574-485-4521
Email	pdurant@nd.edu
Compton Family Ice Arena Press Box Phone	574-631-4899
Mailing Address	University of Notre Dame 100 Compton Family Ice Arena Notre Dame, IN 46629
Media Availability	Coach Jackson and requested players are generally available once per week and then after a post-game cooling off period. Please contact Dan Colleran with requests or to be added to the email distribution list regarding availability.
Additional Media Info	UND.com/pressbox

No.	Name	Pos.	Ht.	Wt.	Cl.	Hometown/Last Team
1	Dylan St. Cyr	G	5-9	189	Jr.	Northville, MI/USNTDP
2	Nate Clurman	D	6-2	207	So.	Boulder, CO/Sioux City (USHL)
3	Ryan Carmichael	D	6-2	191	Fr.	Greenwich, CT/Lincoln (USHL)
4	Nick Leivermann	D	5-11	184	So.	Eden Prairie, MN/Penticton (BCHL)
5	Matt Hellickson	D	6-1	192	Jr.	Rogers, MN/Sioux City (USHL)
6	Tory Dello	D	6-0	199	Sr.	Crystal Lake, IL/Tri-City (USHL)
8	Matt Steeves	F	6-0	203	Jr.	Eden Prairie, MN/Muskegon (USHL)
10	Cam Burke	F	5-8	170	So.	Boxborough, MA/Sioux Falls (USHL)
11	Cal Burke	F	5-10	184	Sr.	Boxborough, MA/Cedar Rapids (USHL)
13	Colin Theisen	F	6-0	194	Jr.	Monroe, MI/Dubuque (USHL)
14	Jesse Lansdell	Fr.	5-11	185	Fr.	Surrey, B.C./Vernon (BCHL)
15	Michael Graham	F	6-1	198	So.	Eden Prairie, MN/Dubuque (USHL)
16	Alex Steeves	F	5-10	188	So.	Eden Prairie, MN/Dubuque (USHL)
17	Pierce Crawford	F	5-9	185	Jr.	Park Ridge, IL/Youngstown (USHL)
18	Graham Slaggert	F	6-0	187	So.	South Bend, IN/Cedar Rapids (USHL)
19	Mike O'Leary	F	6-1	200	Sr.	Halifax, NS/Dubuque (USHL)
20	Jake Pivonka	F	6-0	205	So.	Naperville, IL/USNTDP
21	Max Ellis	F	5-9	151	Fr.	Canton, MI/Muskegon (USHL)
22	Jack MacNab	F	6-0	202	Fr.	Indianapolis, IN/Central Illinois (USHL)
24	Spencer Stastney	D	5-11	189	So.	Mequon, WI/USNTDP
25	Solag Bakich	F	6-0	194	Fr.	Dallas, TX/Waterloo (USHL)
26	Cam Morrison	F	6-3	214	Sr.	Aurora, ONT/Youngstown (USHL)
27	Trevor Janicke	F	5-10	191	Fr.	Maple Grove, MN/Central Illinois (USHL)
28	Christian DiCesare	D	6-1	205	Fr.	Morristown, NJ/Omaha (USHL)
29	Charlie Raith	D	5-9	174	Fr.	Winnetka, IL/Central Illinois (USHL)
30	Ryan Bischel	G	6-1	189	Fr.	Medina, MN/Fargo (USHL)
32	Cale Morris	G	6-1	195	Sr.	Larkspur, CO/Waterloo (USHL)
33	Nick Sanford	G	6-1	192	Jr.	Morristown, NJ/Boston (USPHL)

1	Dylan Saint Sear
13	Colin Ty-sin
25	SO-lawg Bawk-itch
27	Trevor Jan-ick-ee
29	Charlie Rayth (rhymes with "faith")

**COACHING STAFF**

Head Coach	Jeff Jackson (Michigan State '78)
Associate Head Coach	Paul Pooley (Ohio State '84)
Associate Head Coach	Andy Slaggert (Notre Dame '89)
Volunteer Assistant Coach	Kyle Lawson (Notre Dame '10-)
Coordinator of Hockey Operations	Nick Seirgiej (Wisconsin-River Falls '06)
Athletic Trainer	Kevin Ricks
Equipment Specialist	Ron Grove
Strength and Conditioning Coach	Tony Rolinski

**BIG PLAYOFF FORMAT REVIEW**

- The Big Ten Tournament will feature a three-weekend format with all games taking place on the campus of the higher-seeded teams.
- Seeding amongst tied teams shall be determined by the greater number of Big Ten regular-season wins and then by the team with the best regular-season winning percentage against the other tied team(s).
- If it remains tied, seeding amongst tied teams shall be determined by the team with the fewest number of Big Ten regular season losses.
- The tournament will open March 6-8 with three best-of-three quarterfinal series, as the second-, third- and fourth-seeded teams will each host a series.
- The top-seeded team will have a bye to the single-elimination semifinals, which are scheduled for Saturday, March 14.
- The highest-seeded team remaining after the semifinals will host a championship game scheduled for Saturday, March 21

**QUICK HITS**

- The Notre Dame penalty kill is now 17-for-18 over the last six games (series versus Penn State, Minnesota and Michigan).
- Michael Graham (0-3-3), Matt Hellickson (1-1-2), Tory Dello (1-1-2), Alex Steeves (0-2-2), and Cam Morrison (2-0-2) each have two-game point streaks.
- Cam Morrison has notched at least 21 points for the fourth consecutive season (2019-20: 32 GP, 10-14-24) and he has scored at least 10 goals for the third time in his four seasons (he now has 92 points on 41 goals and 51 assists in 143 career games played).
- Mike O'Leary has tied his career high with 21 points (also finished last season with 21 points).
- At 7.6 penalty minutes per game, Notre Dame ranks as the fourth least penalized team in the country.
- Jake Pivonka ranks 12th in the NCAA with a .600 faceoff winning percentage 287 wins/191 losses (and he ranks eighth among players with at least 100 faceoffs this season).
- Matt Hellickson is tied for sixth in the country with 70 blocked shots.
- The Irish are 10-3-3 this season when Alex Steeves registers a point (5-1-1 when Steeves scored a goal) and 7-2-4 when Cal Burke notches at least one point (6-1-0 when Burke scores a goal).
- Freshman forward Max Ellis was the most recent Fighting Irish player to score a goal this season when he netted the game winner in Notre Dame's 3-0 victory over Penn State (Dec. 14), becoming Notre Dame's 17th goal scorer this season.
- The Fighting Irish have posted six comeback wins this season, including three third period comebacks (both wins over Ohio State and the overtime victory at Wisconsin)
- Notre Dame has added a third period comeback tie and shootout win at Michigan State (Nov. 22) and at Penn State (Jan. 31).
- The Irish are 2-0-6 in overtime this season, with game-winning goals from Pierce Crawford (vs. Ohio State on Nov. 8) and Alex Steeves (at Wisconsin on Nov. 16).
- On Saturday night against Minnesota (Feb. 15), Notre Dame donned special jerseys designed by sophomore Graham Slaggert and equipment manager Ron Grove in support of the 525 Foundation and the jerseys are now being auctioned to benefit the foundation with a March 2 deadline (<https://auctions.und.com/>).

**THE NOTRE DAME - MSU SERIES**

- Former CCHA rivals, the Irish and Spartans have met 125 times dating back to their first meeting in 1926, which was played at the University Rink in East Lansing, Michigan (Notre Dame won the first game, 3-1).
- All-time, the Spartans lead the series 69-43-13 but at Notre Dame, the Irish lead 29-23-8.
- The first meetings as a Notre Dame varsity sport were in the 1970-71 season when the Spartans came to South Bend and split a weekend series: Michigan State took the first game 10-5, before the Irish bounced back for a 4-3 victory the second night.

WHERE THEY'RE FROM
Colorado (2)
Cale Morris ..... Larkspur, Colorado
Nate Clurman ..... Boulder, Colorado
Connecticut (1)
Ryan Carmichael ..... Greenwich, Colorado
Illinois (4)
Tory Dello ..... Crystal Lake, Illinois
Pierce Crawford ..... Park Ridge, Illinois
Jake Pivonka ..... Woodridge, Illinois
Charlie Raith ..... Winnetka, Illinois
Indiana (2)
Jack MacNab ..... Indianapolis, Indiana
Graham Slaggert ..... South Bend, Indiana
Massachusetts (2)
Cal Burke ..... Boxborough, Massachusetts
Cam Burke ..... Boxborough, Massachusetts
Michigan (3)
Dylan St. Cyr ..... Northville, Michigan
Max Ellis ..... Canton, Michigan
Colin Theisen ..... Monroe, Michigan
Minnesota (7)
Ryan Bischel ..... Medina, Minnesota
Matt Hellickson ..... Rogers, Minnesota
Nick Leivermann ..... Eden Prairie Minnesota
Michael Graham ..... Eden Prairie, Minnesota
Trevor Janicke ..... Maple Grove, Minnesota
Matt Steeves ..... Eden Prairie, Minnesota
Alex Steeves ..... Eden Prairie, Minnesota
New Jersey (2)
Christian DiCesare ..... Morristown, New Jersey
Nick Sanford ..... Morristown, New Jersey
Texas (1)
Solag Bakich ..... Dallas, Texas
Wisconsin (1)
Spencer Stastney ..... Mequon, Wisconsin
Canada (3)
Jesse Lansdell ..... Surrey, British Columbia
Cam Morrison ..... Aurora, Ontario
Mike O'Leary ..... Halifax, Nova Scotia

2019-20 HONORS & AWARDS			
Player	Year	Pos.	Awards
Cal Burke	Sr.	F	<ul style="list-style-type: none"> <li>Senior CLASS Finalist (Feb. 13)</li> <li>Hockey Humanitarian Finalist (Feb. 5)</li> <li>Hockey Humanitarian Nominee (Jan. 13)</li> <li>Senior CLASS Candidate (Jan. 22)</li> <li>B1G Second Star of the Week (Oct. 29)</li> <li>Honorable Mention Preseason All-Big Ten (Sept. 30)</li> </ul>
Trevor Janicke	Fr.	F	<ul style="list-style-type: none"> <li>Team USA Preliminary World Junior Championship roster (Dec. 9).</li> </ul>
Cale Morris	Sr.	G	<ul style="list-style-type: none"> <li>Senior CLASS Finalist (Feb. 13)</li> <li>Senior CLASS Candidate (Jan. 22)</li> <li>Hobey Baker Fan Vote nominee (Jan. 17)</li> <li>NCAA First Star of the Week (Jan. 7)</li> <li>B1G First Star of the Week (Dec. 17 &amp; Jan. 7)</li> <li>B1G Second Star of the Week (Feb. 25)</li> <li>B1G Third Star of the Week (Nov. 12)</li> <li>First Team Preseason All-Big Ten (Sept. 30)*</li> <li>* - <i>Unanimous selection</i></li> </ul>
Cam Morrison	Sr.	F	<ul style="list-style-type: none"> <li>B1G Third Star of the Week (Nov. 5)</li> </ul>
Mike O'Leary	Sr.	F	<ul style="list-style-type: none"> <li>HCA National Player of the Month for October (Nov. 8)</li> <li>B1G First Star of the Week (Oct. 29)</li> </ul>
Jake Pivonka	So.	F	<ul style="list-style-type: none"> <li>Team USA World Junior Championship roster (Dec. 23).</li> </ul>
Spencer Stastney	So.	D	<ul style="list-style-type: none"> <li>Team USA World Junior Championship roster (Dec. 23).</li> </ul>
Alex Steeves	So.	F	<ul style="list-style-type: none"> <li>Dean's List (First Semester)</li> </ul>

- Since the turn of the century (2000-01 season), the Irish hold the narrow advantage as Notre Dame is 22-19-8 against Michigan State since 2000.
- Of those 49 games, nine have gone to overtime and 16 have been decided by a single goal.
- Irish head coach Jeff Jackson is 31-17-10 all-time against his alma mater Michigan State (including his time at Lake Superior State).
- Jackson graduated from Michigan State in 1978 with a degree in communications, followed by an education degree in 1979.
- Jackson coached current Michigan State head coach Danton Cole and current Spartan assistant Chris Luongo during their junior hockey days with the Detroit Falcons and then Jackson also coached Cole during the 1983-84 season with the Fraser Flags of the Great Lakes Junior Hockey League (GLJHL).
- The current Notre Dame roster features three Michigan natives: Dylan St. Cyr (Northville, Michigan), Max Ellis (Canton, Michigan) and Colin Theisen (Monroe, Michigan).

**VERSUS THE SPARTANS IN THE B1G**

- Since joining the Big Ten, Notre Dame is 8-2-2 against Michigan State including a 5-0-1 against the Spartans last season.
- Earlier this season, Notre Dame went 0-1-1 in a pair of tightly contested games at Michigan State (Nov. 22-23).
- Game one of that series was a 1-1 tie in which Michael Graham scored and then Tory Dello secured the extra point with a shootout tally.
- The Irish dropped game two 3-2, with Mike O'Leary and Nick Leivermann scoring for Notre Dame.
- Last season's meetings included a home sweep by the Irish in the first round of the Big Ten tournament.
- Notre Dame won game one by a score of 1-0 and then took game two by a 2-0 score as Cale Morris stopped all 55 shots he faced in the series.
- Mike O'Leary had the game one game winner, while Pierce Crawford (GWG) and Graham Slaggert scored in game two.
- Notre Dame's career offensive leaders versus the Spartans include Mike O'Leary (12 GP; 3-5-8), Colin Theisen (12 GP; 3-4-7), Cal Burke (10 GP; 3-3-6) and Michael Graham (8 GP, 3-3-6).

**USCHO.com Division I Men's Poll  
(February 24, 2020)**

Rk. Team (1st-place votes)	Record	Points	Last Week
1. Cornell (27)	21-2-4	961	2
2. Minnesota State (14)	28-4-2	940	3
3. North Dakota (9)	23-4-4	939	1
4. Boston College	21-8-1	833	6
5. Minnesota Duluth	18-10-2	777	4
6. Denver	19-8-5	752	7
7. Clarkson	23-7-2	720	5
8. Massachusetts	19-10-2	625	8
9. Penn State	20-10-4	594	11
10. Ohio State	18-10-4	540	12
11. Bemidji State	19-8-5	471	13
12. UMass Lowell	16-10-5	394	14
13. Northeastern	17-10-3	388	10
14. Arizona State	22-11-3	376	9
15. Maine	17-10-5	240	17
16. Western Michigan	16-11-5	236	19
17. Quinnipiac	19-11-2	184	16
18. Minnesota	14-12-6	136	18
19. Providence	15-11-6	135	15
20. AIC	20-11-1	88	NR

**Others receiving votes:** Notre Dame 62, Harvard 39, St. Cloud 20, Sacred Heart 16, Michigan 14, Bowling Green 8, Connecticut 6, Michigan State 2, Omaha 2, New Hampshire 1, Northern Michigan 1.

**USA Today/USA Hockey Magazine Poll  
(February 24, 2020)**

Rk. Team	Points (1st-place votes)	Last Poll	Record	WR
1. University of North Dakota	486 (16)	1	23-4-4	18
2. Cornell University	471 (12)	2	21-2-4	21
3. Minnesota State University	463 (6)	3	28-4-2	21
4. Boston College	392	5	21-8-1	19
5. University of Minnesota Duluth	372	4	18-10-2	21
6. University of Denver	342	7	19-8-5	21
7. Clarkson University	282	6	23-7-2	21
8. Penn State University	270	T-10	20-10-4	21
9. University of Massachusetts	255	8	19-10-2	21
10. Ohio State University	219	12	18-10-4	21
11. Bemidji State University	124	13	19-8-5	2
12. Northeastern University	105	T-10	17-10-3	21
13. Arizona State University	84	9	22-11-3	9
14. Western Michigan University	68	NR	16-11-5	1
15. University of Massachusetts Lowell	61	15	16-10-5	10

**Others receiving votes:** University of Minnesota, 32; Quinnipiac University, 26; University of Maine, 20; **University of Notre Dame, 4;** Harvard University, 2; St. Cloud State University, 2.

**Notre Dame in the Polls**

Date	USCHO.com	USA Today
September 30 (Preseason)	9	10
October 7	8	9
October 14	7	7
October 21	5	4
October 28	5	4
November 4	5	5
November 11	4	3
November 18	3	3
November 25	5	4
December 2	9	10
December 9	15	14
December 16	15	RV
December 30	15	RV
January 6	14	14
January 13	18	RV
January 20	RV	--
January 27	RV	--
February 3	RV	--
February 10	RV	--
February 17	RV	--
February 24	RV	RV

- Cam Burke has scored two of his six career goals against the Spartans, including his first career goal which was the game winner in Notre Dame's 3-1 win at Michigan State on Nov. 16, 2018.
- In net, Cale Morris is 8-2-2 against the Spartans with an impressive .951 save percentage to go along with a 1.49 goals against average and three shutouts.

**GOALTENDER CAREER WIN TOTALS**

- Senior goaltender Cale Morris is 57-32-10 in his Irish career.
- Morris is the fifth Fighting Irish goaltender to reach 50 career wins and he is climbing the all-time Notre Dame wins list:

Rank. Name (Years)	Career Victories
1. Jordan Pearce (2005-09)	59
2. Steven Summerhays (2010-14)	57
2. <b>Cale Morris (2016 - pres.)</b>	<b>57</b>
4. David Brown (2003-07)	55
4. Cal Petersen (2014-17)	55

**HOCKEY HUMANITARIAN FINALIST**

- Senior captain Cal Burke was named one of five finalists for the 2020 Hockey Humanitarian Award (Feb. 5).
- Burke has been a nominee each of the last two seasons for the award, which is presented annually to college hockey's "finest citizen" for leadership in community service.
- One of the leaders in regards to the team's involvement with the Fighting Irish Fight for Life program, Burke is also a member of Notre Dame's Student Athlete Advisory Council.
- The Boxborough, Massachusetts, native serves on a mental health sub-group within the SAAC, working to reduce the stigma around mental health and help-seeking. To that end, he helped develop and launch the Irish Strong Initiative.
- Burke has been a participant in Notre Dame's Rosenthal Leadership Academy and he earned the Compton Family Leadership in Service Award in 2019 and while also being Notre Dame's 2019 Big Ten Sportsmanship honoree.
- An excellent student as a Business Analytics major in Notre Dame's Mendoza College of Business, Burke earned Academic All-Big Ten honors in 2018 and 2019 and prior to that he was named to the Hockey East All-Academic Team in 2017.
- Devin Brosseau (Clarkson University), Amanda Conger (St. Anselm College), Dakota Keene (UMass Boston) and Delaney Wolf (Saint Mary's University) join Burke as 2020 finalists.
- The 25th recipient of the Hockey Humanitarian Award will be honored in a ceremony on Friday, April 10th as part of the NCAA Men's Frozen Four weekend in Detroit, Michigan.

**BURKE & MORRIS: SR. CLASS FINALISTS**

- Fighting Irish seniors Cal Burke and Cale Morris were named among the 10 NCAA® men's hockey student-athletes who excel both on and off the ice as finalists for the 2019-20 Senior CLASS Award® (Feb. 13).
- To be eligible for the award, student-athletes must be classified as NCAA Division I seniors and have notable achievements in four areas of excellence: community, classroom, character and competition.
- The finalists were chosen by national media from the list of candidates announced in January.
- Notre Dame's previous winners of the Senior CLASS Award include current Montreal Canadiens forward Jake Evans (2017-18) and former goaltender David Brown (2006-07).
- Nationwide fan voting begins immediately to help select the winner, and fans are

encouraged to submit votes online at the Senior CLASS Award website through March 30.

- Fan votes will be combined with those of the media and Division I head coaches to determine the winners. The Senior CLASS Award recipients will be announced during the 2020 NCAA Men's Frozen Four®.

## MORRIS UP FOR HOBEY VOTE

- Senior goaltender and alternate captain Cale Morris has been selected to Phase One of the Hobey Baker Memorial Award fan voting ballot (Jan. 15).
- To vote, visit the website [www.hobeybaker.com](http://www.hobeybaker.com).
- Awarded annually to college hockey's top player, the Hobey Baker award includes candidates exhibiting the exceptional character traits, with consideration given to scholastic achievement and sportsmanship.
- The 2018 Mike Richter Award recipient as college hockey's top goaltender, Morris was a Top-10 Finalist for the Hobey Baker Award in 2018.
- Morris was the fourth player in Notre Dame history to be among the 10 finalists for the Hobey Baker, joining Anders Bjork (2017), David Brown (2007) and Dave Poulin (1982).
- Morris, a Larkspur, Colorado native, was also the first player from the Centennial State to play his way into the Hobey Top 10.
- The Fan Balloting (Phase I) of the Hobey Baker award calendar will continue until March 9.
- On March 18, the Top 10 Finalists will be announced, at which time Phase II Fan Balloting will begin and run through March 29, 2020.
- The Hobey Hat Trick Finalist Announcement will be made on April 2.
- The 2020 Hobey Baker Award winner will be announced from a field of three Hobey Hat Trick finalists on April 10, 2020 during the NCAA Frozen Four Championship in Detroit, Michigan.

## THREE GOALS THE KEY TO VICTORY

- Over the past two seasons, the Irish are 28-1-3 when scoring at least three goals.
- In 2019-20, the Irish are 10-1-2 when scoring at least three times, with the ties coming at Ohio State (Jan. 17) and versus Minnesota (Feb. 14) and the loss coming at home against Wisconsin (Jan. 24).
- In 2018-19, Notre Dame went 17-0-1 when scoring three or more goals.
- The lone tie in 2018-19 came when Notre Dame opened the season on Oct. 12 against Mercyhurst in the Ice Breaker – a game that ended knotted at 6-6 before Notre Dame won the shootout to advance to the championship game.
- The Irish were 20-3-0 when scoring at least three goals in 2017-18, moving their record to 48-4-3 when scoring at least three goals over the past three seasons (covering Cale Morris' time as Notre Dame's starter in goal).

## PIVONKA & STASTNEY W/ TEAM USA

- Sophomore center Jake Pivonka and sophomore defenseman Spencer Stastney skated with Team USA at the 2020 IIHF World Junior Hockey Championship in Ostrava and Trinec, Czech Republic (Dec. 26, 2019 - Jan. 5, 2020).
- Each Irish player appeared in all four preliminary games as Team USA went 2-1-0-1 (W-OTW-OTL-L) to advance to the quarterfinals.
- Both players also played in Team USA's quarterfinal loss to Finland (Jan. 2).
- Pivonka finished with an assist, while Stastney has been skating with Wisconsin's K'Andre Miller as one of Team USA's top defenseman pairings.
- In addition, Notre Dame's Director of Hockey Operations, Nick Siergiej, served in a similar role for Team USA at this season's tournament.
- Dating back to 1997, twenty-two Notre Dame players have now taken part in the IIHF World Junior Championships.
- Current Columbus Blue Jackets defenseman Andrew Peeke was the most recent Irish

player to make Team USA's World Junior Championship roster (2018).

- Current Boston Bruins forward Anders Bjork was the most recent Irish player to earn a medal at the event when Team USA secured the bronze in Helsinki (2016).
- Notre Dame's other medalists include Mario Lucia (gold in 2013), Kyle Palmieri (gold in 2010 and bronze in 2011), Kyle Lawson (bronze in 2007) and Ben Simon (silver in 1997).

## FAST START

- Notre Dame's unbeaten streak to open the 2019-20 season was snapped at eight games (7-0-1), which marked the best unbeaten streak to start a season in program history.
- The subsequent 8-1-1 start by the Irish was the best start since also opening with an 8-1-1 record in 2006-07 (finished 32-7-3).
- On Nov. 8-9, the Irish swept a pair of tightly contested games with Ohio State by erasing one-goal, third period deficits in both games: winning game one 3-2 in overtime and game two 2-1.
- It marked Notre Dame's first sweep of a top-10 opponent since Nov. 24-25, 2017 when the Irish topped sixth-ranked Minnesota 1-0 and 5-2.

## OF NCAA NOTE

- Notre Dame is coming off a program-best fourth consecutive trip to the NCAA tournament in 2018-19, which is also the fourth-longest active NCAA appearance streak.
- The Fighting Irish advanced to a regional final for the third consecutive season in 2019, having won regional final games in 2017 and 2018 to advance to back-to-back Frozen Fours.
- Notre Dame is one of three teams to make it to the NCAA Regional Finals in each of the last three seasons, joining Denver and Minnesota Duluth.
- The Fighting Irish have made seven of the last 10 NCAA tournaments, tied for the third most in the NCAA.

## FAMILY TIES

- The 2019-20 Notre Dame roster features two sets of brothers, Cal and Cam Burke and Matt and Alex Steeves.
- They are the 12th and 13th sets of brothers to skate together at Notre Dame and the first since Ben (2008-11) and Andy Ryan (2012-16).
- Junior goaltender Dylan St. Cyr is the son of Son of Gerry St. Cyr, who played five seasons of professional hockey including the AHL's New Haven Senators and Manon Rheaume, who played goaltender for Canada at the 1998 Olympic Winter Games and in several world championships and who was the first woman to appear in an NHL pre-season game when she skated for the Tampa Bay Lightning in 1992.
- Sophomore forward and South Bend native, Graham Slaggert, joins his father Andy Slaggert who serves as Associate Head Coach and former star for the Irish.
- The Slaggerts were the fifth father-son duo to suit up for Notre Dame.
- Sophomore forward Jake Pivonka is the son of Czech Republic native and former NHL player Michael Pivonka who played over 800 games with the Washington Capitals (1986-99).
- Freshman forward Trevor Janicke is the son of Curtis Janicke, who played for the Irish from 1989-93, appearing in 125 games while scoring 46 goals and adding 98 assists 144 points.
- Trevor and Curtis are now the sixth father-son duo to play for the Irish.
- Freshman forward Solag Bakich is the son of Huntley Bakich, who was a linebacker for the Fighting Irish football team during the Lou Holtz era.

## IRISH IN THE NHL

- A program-record 16 former Notre Dame players have played in the NHL so far this season, including: Anders Bjork (Boston Bruins), Ian Cole (Colorado Avalanche), Thomas Di Pauli (Pittsburgh Penguins), Jake Evans (Montreal Canadiens), Steven Fogarty (New York Rangers), Dennis Gilbert (Chicago Blackhawks), Jordan Gross (Arizona Coyotes), Vinnie Hinostroza (Arizona Coyotes), Stephen Johns (Dallas Stars), Anders Lee (New York Islanders), Kyle Palmieri (New Jersey Devils), Andrew Peeke (Columbus Blue Jackets), Cal Petersen (Los Angeles Kings), Bryan Rust (Pittsburgh Penguins), Riley Sheahan (Edmonton Oilers) and T.J Tynan (Colorado Avalanche).
- Peeke made his NHL debut on Dec. 5.
- On Dec. 22 Gross made his NHL debut against the Red Wings and recorded an assist.
- Di Pauli became the third former Irish player to make his NHL debut on Jan. 5 when Pittsburgh played at Montreal.
- Evans became the fourth former Irish player to make his NHL debut when he suited up for Montreal on Feb. 6 versus Anaheim, pushing Jackson's totals to 24 former Notre Dame players in the NHL (38th in program history).
- Evans then scored his first NHL goal in his third career game (Feb. 10).
- Johns returned to the Stars lineup On Jan. 18 after missing almost two years with an injury.
- Lee signed a seven-year, \$49 million contract to stay in New York this past summer and is in his second season serving at the Islanders' captain.
- A 2019 and now 2020 NHL All-Star, Palmieri has notched a hat trick for the Devils this season.
- Palmieri is one of three Notre Dame hockey players to be selected in the first round of the NHL Draft, joining Cole and Sheahan.
- Rust, a two-time Stanley Cup Champion with the Pittsburgh Penguins, has a career-high 21 goals and 22 assists for a career-high 43 points in 35 games at the All-Star break (as of Jan. 21).
- Cole is in the midst of his second season with the Colorado Avalanche.
- Hinostroza is in his second season with the Arizona Coyotes.
- Sheahan is playing his first season with the Edmonton Oilers in what is his ninth NHL season.
- After battling back from two injury plagued seasons, Bjork was recalled by Boston in the middle of October and has seen extensive time on the Bruins' second and third lines.
- Gilbert has worked his way into the Blackhawks lineup, playing in 20 games while scoring his first career goal and adding three assists (as of Feb. 12).
- Tynan was recalled and made his Avalanche debut on Nov. 7 and played 14 games before being returned to the AHL.
- In total, 38 former Irish players have seen ice time in the NHL, 24 of whom played at Notre Dame under current head coach Jeff Jackson.

## PRO IRISH WEARING THE "C"

- While Cal Burke has been named the captain for Notre Dame this season, Irish alums in the professional ranks are also picking up the honor and responsibility of wearing the "C" in 2019-20.
- Anders Lee, who captained the Irish in 2012-13, is in his second season serving as captain of the New York Islanders.
- Steven Fogarty, who was a two-year captain at Notre Dame in 2014-15 and 2015-16, was named the captain of the Hartford Wolfpack (AHL) to start the 2019-20 season.
- Sam Herr, an alternate captain with the Irish in 2015-16, was named the Nottingham Panthers' (EHL) for the 2019-20 season.
- Bo Brauer, a 2018 Notre Dame graduate, was named captain of the Worcester Railers (ECHL) to start the 2019-20 season as well.

## YOUTH MOVEMENT

- The 2019-20 Notre Dame roster features 17 underclassmen (versus 11 upperclassmen).
- The Irish once again are among the 10 youngest teams in college hockey by average age as of Oct. 1 (College Hockey Inc.):
  - Minnesota – 20 years, 240 days
  - Wisconsin – 20 years, 256 days
  - Boston University – 20 years, 278 days
  - Boston College – 20 years, 294 days
  - Quinnipiac – 20 years, 357 days
  - Connecticut – 21 years, 5 days
  - Providence – 21 years, 24 days
  - Denver – 21 years, 57 days
  - Harvard – 21 years, 86 days
  - **Notre Dame – 21 years, 88 days**

## IN THE CLASSROOM

- Notre Dame's posted another GSR rating of 95 in October, 2019 marking the 15th consecutive season the Fighting Irish posted at least a 94 in the annual four-year graduation success rating from the NCAA.
- In the 2019-20 federal standings, Notre Dame's hockey score of 91 ranked sixth among all Division I men's ice hockey programs and first in the Big Ten.
- Last season, Cam Burke (Fall), Charlie Raith (Fall and Spring) and Alex Steeves (Fall and Spring) were each named to the Dean's List.
- This season, Alex Steeves earned Dean's List honors following first semester.

## NOTRE DAME IN THE 2019 NHL DRAFT

- Freshman forward Trevor Janicke was selected in the 2019 NHL Draft when the Anaheim Ducks picked him in the fifth round (132nd overall).
- The Irish have seen at least one player selected in the National Hockey League Entry Draft every year since 2004, and in 21 of the last 22 years.
- He was the 85th member of the Notre Dame hockey program to be selected in the NHL Draft.
- In head coach Jeff Jackson's tenure, 38 Irish players have been selected in the draft.

## FUTURE IRISH

- Six players signed NLI's during the early signing period to join the Irish.
- Forward Tyler Carpenter (Palatine, Illinois/Chicago Steel), defenseman Ryan Helliwell (Burnaby, British Columbia/Langley Rivermen), defenseman Zach Plucinski (Eagle River, Alaska/Omaha Lancers), forward Ryder Rolston (Birmingham, Michigan/Waterloo Black Hawks), forward Landon Slaggert (South Bend, Indiana/USNTDP) and defenseman Hunter Weiss (Lake Forest, Illinois/Madison Capitols).
- Rolston is the son of Brian Rolston, who played for head coach Jeff Jackson at Lake Superior State, while Slaggert will join his father, Andy, and brother, Graham.
- In addition, Grant Silianoff (Edina, Minnesota/Cedar Rapids RoughRiders) signed last fall.
-



# MICHIGAN STATE SERIES [ENTERING THE WEEKEND]

### SERIES HISTORY

MSU leads 69-43-13 (125 games)  
 At Notre Dame: ND leads 29-23-8  
 At MSU: MSU leads 38-17-5  
 At Neutral Sites: MSU leads 3-2-0  
 Overtime Wins: ND 2, MSU 1  
 One-Goal Wins: MSU 19, ND 15  
 Current Series Streak: MSU 1-0-1

### SERIES RECORDS

ND Most Goals (Game): 13, in 1973 (ND 13-5)  
 MSU Most Goals (Game): 10, 2x; last in 1973 (MSU 10-2)  
 High-Scoring Game: 18, in 1973 (ND 13-5)  
 Low-Scoring Game: 1, 5x; last in 2019 (ND 1-0)  
 Longest ND Win Streak: 6 games (current)  
 Longest MSU Win Streak: 5 games (6x; last in 2004-06)  
 Shutouts By: MSU 8, ND 7

Year	Host	Site	Arena	Win	Loss	Tie	Result
1926-27	Michigan State	Lansing, Mich.	University Rink	W			3-1
1970-71	Notre Dame	Notre Dame, Ind.	Joyce Center		L		5-10
	Notre Dame	Notre Dame, Ind.	Joyce Center	W			4-3
	Michigan State	East Lansing, Mich.	Demonstration Hall		L		3-6
	Michigan State	East Lansing, Mich.	Demonstration Hall		L		4-6
1971-72	Michigan State	East Lansing, Mich.	Demonstration Hall		L		2-8
	Michigan State	East Lansing, Mich.	Demonstration Hall		L		1-4
	Notre Dame	Notre Dame, Ind.	Joyce Center		L (OT)		8-9
	Notre Dame	Notre Dame, Ind.	Joyce Center	W			6-2
1972-73	Notre Dame	Notre Dame, Ind.	Joyce Center	W			8-5
	Notre Dame	Notre Dame, Ind.	Joyce Center	W			13-5
	Michigan State	East Lansing, Mich.	Demonstration Hall		L		2-10
	Michigan State	East Lansing, Mich.	Demonstration Hall	W			6-5
1973-74	Michigan State	East Lansing, Mich.	Demonstration Hall		L		5-8
	Michigan State	East Lansing, Mich.	Demonstration Hall		L		5-9
	Notre Dame	Notre Dame, Ind.	Joyce Center	W			8-3
	Notre Dame	Notre Dame, Ind.	Joyce Center		L		2-4
1974-75	Michigan State	East Lansing, Mich.	Munn Ice Arena		L		3-5
	Michigan State	East Lansing, Mich.	Munn Ice Arena			T (OT)	4-4
	Notre Dame	Notre Dame, Ind.	Joyce Center		L		3-7
	Notre Dame	Notre Dame, Ind.	Joyce Center		L		0-7
1975-76	Michigan State	East Lansing, Mich.	Munn Ice Arena		L		2-6
	Michigan State	East Lansing, Mich.	Munn Ice Arena		L		2-3
	Notre Dame	Notre Dame, Ind.	Joyce Center		L		6-7
	Notre Dame	Notre Dame, Ind.	Joyce Center	W			5-2
1976-77	Notre Dame	Notre Dame, Ind.	Joyce Center	W			7-3
	Notre Dame	Notre Dame, Ind.	Joyce Center		L		5-7
	Michigan State	East Lansing, Mich.	Munn Ice Arena	W			5-2
	Michigan State	East Lansing, Mich.	Munn Ice Arena	W			10-3
1977-78	Notre Dame	Notre Dame, Ind.	Joyce Center	W			4-3
	Notre Dame	Notre Dame, Ind.	Joyce Center	W			10-2
	Michigan State	East Lansing, Mich.	Munn Ice Arena	W			2-0
	Michigan State	East Lansing, Mich.	Munn Ice Arena		L		2-3
1978-79	Notre Dame	Notre Dame, Ind.	Joyce Center	W			9-1
	Notre Dame	Notre Dame, Ind.	Joyce Center	W			5-4
	Michigan State	East Lansing, Mich.	Munn Ice Arena	W			3-2
	Michigan State	East Lansing, Mich.	Munn Ice Arena		L		3-6
1979-80	Notre Dame	Notre Dame, Ind.	Joyce Center		L		4-5
	Notre Dame	Notre Dame, Ind.	Joyce Center	W			5-3
	Michigan State	East Lansing, Mich.	Munn Ice Arena		L		6-7
	Michigan State	East Lansing, Mich.	Munn Ice Arena	W			9-5
1980-81	Notre Dame	Notre Dame, Ind.	Joyce Center	W (OT)			4-3
	Notre Dame	Notre Dame, Ind.	Joyce Center		L		0-1
	Michigan State	East Lansing, Mich.	Munn Ice Arena	W			4-2
	Michigan State	East Lansing, Mich.	Munn Ice Arena	W			4-2
1981-82	Michigan State	East Lansing, Mich.	Munn Ice Arena		L		2-4
	Notre Dame	Notre Dame, Ind.	Joyce Center		L		4-8
	Michigan State	East Lansing, Mich.	Munn Ice Arena		L		2-5
	Notre Dame	Notre Dame, Ind.	Joyce Center	W			3-2
		Detroit, Mich.	Joe Louis Arena		L		1-4
1982-83	Michigan State	East Lansing, Mich.	Munn Ice Arena		L		3-6
	Notre Dame	Notre Dame, Ind.	Joyce Center	W			3-2
	Notre Dame	Notre Dame, Ind.	Joyce Center		L		3-7
1992-93	Notre Dame	Notre Dame, Ind.	Joyce Center		L		4-8
	Michigan State	East Lansing, Mich.	Munn Ice Arena		L		1-5
	Michigan State	East Lansing, Mich.	Munn Ice Arena		L		2-5
1993-94	Michigan State	East Lansing, Mich.	Munn Ice Arena		L		0-3
	Notre Dame	Notre Dame, Ind.	Joyce Center			T (OT)	1-1
	Notre Dame	Notre Dame, Ind.	Joyce Center			T (OT)	1-1
1994-95	Michigan State	East Lansing, Mich.	Munn Ice Arena		L		1-4
	Notre Dame	Notre Dame, Ind.	Joyce Center		L		3-8
	Michigan State	East Lansing, Mich.	Munn Ice Arena		L		1-4
1995-96	Michigan State	East Lansing, Mich.	Munn Ice Arena		L		2-6
	Michigan State	East Lansing, Mich.	Munn Ice Arena		L		1-7
	Notre Dame	Notre Dame, Ind.	Joyce Center			T (OT)	4-4
1996-97	Michigan State	East Lansing, Mich.	Munn Ice Arena		L		3-4
	Notre Dame	Notre Dame, Ind.	Joyce Center		L		0-3
	Notre Dame	Notre Dame, Ind.	Joyce Center		L		2-3
1997-98	Notre Dame	Notre Dame, Ind.	Joyce Center		L		1-5
	Michigan State	East Lansing, Mich.	Munn Ice Arena	W			6-1
	Michigan State	East Lansing, Mich.	Munn Ice Arena		L		1-3
1998-99	Notre Dame	Notre Dame, Ind.	Joyce Center			T (OT)	2-2
	Michigan State	East Lansing, Mich.	Munn Ice Arena		L		0-1
	Michigan State	East Lansing, Mich.	Munn Ice Arena		L		1-3
1999-00	Notre Dame	Notre Dame, Ind.	Joyce Center	W			1-0
	Michigan State	East Lansing, Mich.	Munn Ice Arena		L		1-4

	Notre Dame	Notre Dame, Ind.	Joyce Center			T (OT)	2-2
	Michigan State	East Lansing, Mich.	Munn Ice Arena		L		3-5
		Detroit, Mich.	Joe Louis Arena		L		0-4
2000-01	Notre Dame	Notre Dame, Ind.	Joyce Center		L		1-5
	Notre Dame	Notre Dame, Ind.	Joyce Center		L		2-3
2001-02	Michigan State	East Lansing, Mich.	Munn Ice Arena		L		0-2
	Michigan State	East Lansing, Mich.	Munn Ice Arena	W			3-2
2002-03	Notre Dame	Notre Dame, Ind.	Joyce Center		L		1-2
	Notre Dame	Notre Dame, Ind.	Joyce Center			T (OT)	3-3
2003-04	Michigan State	East Lansing, Mich.	Munn Ice Arena		L		1-3
	Michigan State	East Lansing, Mich.	Munn Ice Arena			T (OT)	3-3
2004-05	Notre Dame	Notre Dame, Ind.	Joyce Center	W (OT)			3-2
	Michigan State	East Lansing, Mich.	Munn Ice Arena		L		1-4
	Michigan State	East Lansing, Mich.	Munn Ice Arena		L		2-3
	Notre Dame	Notre Dame, Ind.	Joyce Center		L		1-2
2005-06	Notre Dame	Notre Dame, Ind.	Joyce Center		L		2-3
	Michigan State	East Lansing, Mich.	Munn Ice Arena		L		1-2
2006-07	Notre Dame	Notre Dame, Ind.	Joyce Center	W			4-1
	Michigan State	East Lansing, Mich.	Munn Ice Arena		L		0-2
		Grand Rapids, Mich.	Van Andel Arena		L		1-2
2007-08	Michigan State	East Lansing, Mich.	Munn Ice Arena		L		1-3
	Notre Dame	Notre Dame, Ind.	Joyce Center			T (OT)	1-1
		Colorado Springs, Colo.	World Arena	W			3-1
2008-09	Notre Dame	Notre Dame, Ind.	Joyce Center	W			5-0
	Michigan State	East Lansing, Mich.	Munn Ice Arena	W			2-1
2009-10	Michigan State	East Lansing, Mich.	Munn Ice Arena			T (OT)	1-1
		Ft. Wayne, Ind.	Allen Co. War Memorial Coliseum	W			4-1
	Notre Dame	Notre Dame, Ind.	Joyce Center	W			5-2
	Michigan State	East Lansing, Mich.	Munn Ice Arena			T (OT)	4-4
2010-11	Notre Dame	Notre Dame, Ind.	Joyce Center	W			6-2
	Notre Dame	Notre Dame, Ind.	Joyce Center	W			4-2
2011-12	Notre Dame	Notre Dame, Ind.	Compton Family Ice Arena	W			2-0
	Notre Dame	Notre Dame, Ind.	Compton Family Ice Arena	L			2-4
2012-13	Notre Dame	Notre Dame, Ind.	Compton Family Ice Arena	W			3-2
	Notre Dame	Notre Dame, Ind.	Compton Family Ice Arena	W			5-1
	Michigan State	East Lansing, Mich.	Munn Ice Arena	W			1-0
	Michigan State	East Lansing, Mich.	Munn Ice Arena		L		1-4
2017-18	Michigan State	East Lansing, Mich.	Munn Ice Arena	W			3-1
	Michigan State	East Lansing, Mich.	Munn Ice Arena	W			2-0
	Notre Dame	Notre Dame, Ind.	Compton Family Ice Arena	W			6-3
	Notre Dame	Notre Dame, Ind.	Compton Family Ice Arena	L			3-4
2018-19	Michigan State	East Lansing, Mich.	Munn Ice Arena	W			3-1
	Michigan State	East Lansing, Mich.	Munn Ice Arena	W			2-1
	Notre Dame	Notre Dame, Ind.	Compton Family Ice Arena	W			6-3
	Notre Dame	Notre Dame, Ind.	Compton Family Ice Arena			T (OT,ND,SOW)	1-1
	Notre Dame	Notre Dame, Ind.	Compton Family Ice Arena	W			1-0
	Notre Dame	Notre Dame, Ind.	Compton Family Ice Arena	W			2-0
2019-20	Michigan State	East Lansing, Mich.	Munn Ice Arena			T (OT,ND,SOW)	1-1
	Michigan State	East Lansing, Mich.	Munn Ice Arena		L		3-2
	Notre Dame	Notre Dame, Ind.	Compton Family Ice Arena				
	Notre Dame	Notre Dame, Ind.	Compton Family Ice Arena				



**HEAD COACH  
JEFF JACKSON**



- The 2019-20 season marks University of Notre Dame hockey coach Jeff Jackson's 15th season behind the Irish bench.
- The highly regarded Jackson now has over 30 years of coaching experience and is coming off back-to-back Big Ten championship seasons while also guiding the Irish to the 2018 national title game en route to being named the Spencer Penrose Award winner as the National Coach of the Year.
- Jackson was also named the Spencer Penrose award winner in 2007 and he is one of just 14 coaches to have earned the honor multiple times (dating back to 1951).
- Additionally, Jackson is the only coach to have earned the honor multiple times in the last 15 seasons.
- Notre Dame's Jeff Jackson era began in 2005 when the University searched for a coach who could move the program among the elite hockey schools in the country.
- Jackson's Notre Dame teams have made 10 trips to the NCAA Championship (2007-09, 2011, 2013-14, 2016-19), advancing to the Frozen Four four times and playing in the 2008 and 2018 national title games.
- Under Jackson, Notre Dame has become one of the nation's top teams while playing in the Central Collegiate Hockey Association, Hockey East and now Big Ten.
- The Irish won the CCHA regular-season title twice (2006-07 and 2008-09) while earning three Mason Cup championships (2007, 2009 and the final one in 2013).
- Then, in the team's first season in the Big Ten (2017-18), Notre Dame captured both the regular season and conference championships and followed up by once again winning the conference tournament in year two (2018-19).
- Jackson's success on the ice also has had a major impact off the ice for the Irish. With the wins came a commitment from the University that led to the new home of Irish hockey — The Compton Family Ice Arena — one of the finest college hockey facilities in the nation. The venue opened for business on Oct. 21, 2011.
- Since Jackson's arrival, the Irish have had 35 players selected in the National Hockey League Entry Draft, including three first round selections. In that same span, 24 players from USA Hockey's National Team

THE JEFF JACKSON FILE   COLLEGIATE HEAD COACHING					
21st year as NCAA Div. I Head Coach					
Alma Mater: Michigan State ('78, '79)					
School	Seasons	Record			Pct.
Lake Superior State	6	182	52	25	.751
Notre Dame	15	333	203	63	.607
<b>TOTALS</b>	<b>21</b>	<b>515</b>	<b>255</b>	<b>88</b>	<b>.651</b>

THE JEFF JACKSON FILE   ADDITIONAL HEAD COACHING					
Team	Seasons	Record			
USNTDP (USHL)	3	N/A	N/A	N/A	N/A
Guelph (OHL)	2	71	46	16	3

HONORS AND ACCOLADES	
Year	Award
1990-91	CCHA Coach of the Year
2006-07	CCHA Coach of the Year
2006-07	Spencer Penrose Award
2010-11	CCHA Coach of the Year
2017-18	Spencer Penrose Award

JACKSON AND THE FROZEN FOUR	
Year	Team
1992	Lake Superior State (NCAA Champion)
1993	Lake Superior State (NCAA Runner-Up)
1994	Lake Superior State (NCAA Champion)
2008	University of Notre Dame (NCAA Runner-Up)
2011	University of Notre Dame (NCAA Semifinalist)
2017	University of Notre Dame (NCAA Semifinalist)
2018	University of Notre Dame (NCAA Runner-Up)

Developmental Program have matriculated to Notre Dame.

- During Jackson's tenure, the Irish have had eight players garner All-America honors — Bobby Nardella in 2019, Cale Morris in 2018, Anders Bjork in 2017, Robbie Russo in 2015, Anders Lee in 2013, Ian Cole and Erik Condra in 2009 and David Brown in 2007.
- In addition, 21 of Jackson's Notre Dame players have gone on to play in the NHL.
- Jackson entered the 2019-20 season with a 20-year collegiate record of 501-243-82 for a .656 winning percentage, the second-highest winning percentage among all active coaches with five years or more in Division I (entering 2019-20).
- Entering the 2019-20 season, Jackson's 501 career wins ranked tied for 12th all-time in Division I and second among active coaches.

**JEFF JACKSON RECORDS VS. DIVISION I TEAMS**

Team	W	L	T
Air Force	3	0	0
Alabama Huntsville	8	1	0
Alaska	21	8	1
Alaska Anchorage	1	0	0
Arizona State	2	0	0
Army	1	0	0
Bemidji State	0	1	0
Boston College	11	10	0
Boston University	10	5	1
Bowling Green	43	11	4
Brown	0	1	0
Canisius	1	0	0
Clarkson	3	3	0
Colgate	1	0	0
Colorado College	0	1	0
Connecticut	4	1	1
Cornell	2	1	0
Denver	1	5	3
Ferris State	29	11	4
Harvard	1	1	0
Holy Cross	2	0	0
Illinois-Chicago	24	2	0
Kent State	7	0	1
Lake Superior State	22	4	4
Laurentian	2	0	0
Maine	9	4	1
Massachusetts	8	5	0
Massachusetts Lowell	4	9	2
Mercyhurst	1	0	2
Merrimack	6	2	1
Miami	20	16	10
Michigan	33	32	8
Michigan State	31	16	11
Michigan Tech	7	2	1
Minnesota	12	10	2
Minnesota-Duluth	6	9	2
Minnesota State	2	3	0
Nebraska Omaha	16	3	2
New Hampshire	6	3	1
Niagara	2	0	0
Northeastern	6	10	2
North Dakota	1	2	2
Northern Michigan	17	7	3
Notre Dame	11	2	0
Ohio State	35	18	8
Penn State	11	4	3
Princeton	4	1	0

Providence College	10	3	2
Rensselaer	7	1	0
Robert Morris	1	1	0
Sacred Heart	3	1	0
St. Cloud State	0	2	0
St. Lawrence	2	0	1
Toronto	1	0	0
Union College	1	1	0
Vermont	6	2	2
Western Michigan	31	14	11
Wisconsin	8	5	1
York University	1	0	0

**POST-SEASON RECORD VS. DIVISION I TEAMS**

Team	W	L	%
Alabama Huntsville	1	0	1.00
Alaska	2	2	0.50
Alaska Anchorage	1	0	1.00
Bemidji State	0	1	0.00
Boston College	2	2	0.50
Boston University	3	1	0.750
Bowling Green	4	0	1.00
Clarkson	3	2	0.75
Cornell	1	0	1.00
Denver	0	1	0.00
Ferris State	2	1	0.667
Harvard	1	0	1.00
Illinois-Chicago	6	0	1.00
Lake Superior State	3	1	0.750
Maine	0	1	0.00
Massachusetts	2	2	0.500
Massachusetts Lowell	2	4	0.333
Merrimack	1	0	1.00
Miami	2	2	0.50
Michigan	12	6	0.667
Michigan State	7	1	0.875
Michigan Tech	1	0	1.00
Minnesota	3	0	1.00
Minnesota-Duluth	1	2	0.333
Nebraska Omaha	2	0	1.00
New Hampshire	2	0	1.00
Northeastern	1	2	0.333
Northern Michigan	1	1	0.50
Ohio State	8	2	0.800
Penn State	2	0	1.00
Providence College	3	0	1.00
St. Cloud State	0	2	0.00
Vermont	0	1	0.00

NOTRE DAME'S 2019-20 RECORD WHEN	
Overall	14-12-6
In Big Ten regular season games	9-8-5-3
Non-conference games	5-4-1
Home	8-7-2
Road	6-5-4
Neutral	0-0-0
In overtime games	2-0-5
When Notre Dame scores first	7-7-4
When opponents score first	7-5-2
When Notre Dame leads after 1 period	3-4-1
When Notre Dame trails after 1 period	4-4-1
When score is tied after 1 period	7-4-4
When Notre Dame leads after 2 periods	8-1-3
When Notre Dame trails after 2 periods	1-8-1
When score is tied after 2 periods	5-3-2
When Notre Dame trails at any point in the third period	3-12-2
When Notre Dame outshoots opponent	8-4-3
When opponent outshoots Notre Dame	5-7-3
When shots are even	1-1-0
In Game 1 of weekend series	4-6-6
In Game 2 of weekend series	10-6-0
In Game 1 of Big Ten weekend series	2-3-5
In Game 2 of Big Ten weekend series	7-4-0
In one-goal games	5-3-0
In two-goal games	3-3-0
When scoring 0-1 goals	0-7-2
When scoring two or more goals	14-4-4
When scoring three or more goals	12-1-3

When scoring four or more goals	9-1-1
When scoring five or more goals	7-0-0
<b>Against Ranked Opponents</b>	
#7/7 Penn State	1-1-0
#8/9 Penn State	1-0-1
#8/9 Ohio State	2-0-0
#9/9 Ohio State	0-1-1
#10/7 Boston College	0-2-0
#15/15 Wisconsin	1-1-0
#15/16 Bowling Green	0-2-0
#19/-- Western Michigan	1-0-1
<b>Total</b>	<b>6-7-3</b>
<b>Month-By-Month</b>	
Notre Dame in October	4-0-0
Notre Dame in November	4-4-2
Notre Dame in December	1-3-0
Notre Dame in January	2-4-3
Notre Dame in February	3-1-1
Notre Dame in March	0-0-0
Notre Dame in April	0-0-0
<b>Vs. Conferences</b>	
Atlantic Hockey	2-0-0
Big Ten	9-8-5
ECAC	0-0-0
Hockey East	0-2-0
NCHC	1-0-1
WCHA	2-2-0

## THE LAST TIME...

TEAM	
Notre Dame won in overtime	November 16, 2019 at Wisconsin (5-4; Alex Steeves GWG)
Notre Dame lost in overtime	January 26, 2018 at Minnesota (1-0)
Notre Dame tied in overtime	February 14, 2020 vs. Minnesota (3-3)
Notre Dame scored 10 or more goals in a game	December 29, 2010 vs. Canisius (10-2)
Notre Dame allowed 10 or more goals in a game	March 12, 2005 at Michigan (10-1)
Notre Dame had a home shutout	December 14, 2019 vs. Penn State (Cale Morris, 37 saves)
Notre Dame had a road shutout	February 22, 2020 at Michigan (Cale Morris, 19 saves)
Notre Dame had a neutral site shutout	October 13, 2018 vs. Providence (Cale Morris, 22 saves)
Notre Dame was shutout at home	January 10, 2020 vs. Michigan (Strauss Mann 32 saves)
Notre Dame was shutout on the road or neutral	December 6, 2019 at Boston College (Spencer Knight, 26 saves; 4-0)
Notre Dame won 1-0	March 8, 2019 vs. Michigan State (Cale Morris, 27 saves)
Notre Dame had 40 or more shots in a game	February 14, 2020 vs. Minnesota in a 3-3 tie (42 Shots)
Notre Dame had 50 or more shots in a game	October 7, 2016 vs. Arizona State (51 shots)
Notre Dame surrendered 40 or more shots in a game	January 31, 2020 at Penn State in a 3-3 OT tie/ND shootout win (48 Shots)
Notre Dame surrendered 50 or more shots in a game	January 25, 2019 vs. Michigan State (52 shots)
Notre Dame had three PP goals in a game	January 25, 2020 vs. Wisconsin (5-2 win)
Notre Dame had four PP goals in a game	October 7, 2016 vs. Arizona State (9-2 win; 6 PPG)
Notre Dame had six PP goals in a game	October 7, 2016 vs. Arizona State (9-2 win) February 13, 2009 vs. Northern Michigan (9-5 win)
Notre Dame had one short-handed goal	February 1, 2020 at Penn State (Cam Morrison, 4-2 win)
Notre Dame had two short-handed goals	October 20, 2018 at Omaha (Cal Burke and Bobby Nardella, 8-2 win) January 7, 2011 at Northern Michigan (8-1 win)
Notre Dame surrendered five PP goals	December 4, 2004 vs. Michigan (8-0 loss)
Notre Dame surrendered four PP goals	February 1, 2013 at Ohio State (6-3 loss)
Notre Dame surrendered three PP goals	December 8, 2018 at Penn State (9-1 loss)
Notre Dame surrendered two short-handed goals	February 8, 2013 vs. Michigan (7-4 win)
Notre Dame played a #1 ranked team	October 14, 2017 vs. Denver (L, 4-2)
Notre Dame tied a #1 ranked team	October 13 2017 vs. Denver (T, 2-2 in OT)
Notre Dame defeated a #1 ranked team	March 1, 2014 at Boston College (W, 2-1 in OT)
Notre Dame defeated a #1 ranked team at home	November 8, 2013 vs. Minnesota (W, 4-1)
Notre Dame swept a series versus a top-10 opponent	November 8-9, 2019 vs. #8/9 Ohio State (3-2 in ot & 2-1)
Notre Dame erased a two-goal deficit to win or tie	February 14, 2020 vs. Minnesota (T, 3-3)
Notre Dame erased a two-goal, third period deficit to win	March 1, 2019 vs. Penn State (W, 5-4) December 8, 2017 at Wisconsin (W, 3-2)
Had at least eight penalty kills	October 20, 2018 at Omaha (ND 8-for-9 on the PK)
Notre Dame took zero penalties in a game	Feb. 23, 2019 at Minnesota (L, 2-1)

INDIVIDUAL	
Notre Dame player scored a hat trick	October 12, 2018 - Cal Burke vs. Mercyhurst
Notre Dame defenseman scored a hat trick	January 18, 2015 - Robbie Russo at UConn
Notre Dame player scored four goals	October 19, 1995 - Brian Urick at Alaska Fairbanks
Notre Dame player scored five goals	December 29, 1971 - Ian Williams at Dartmouth
Notre Dame player had three assists	January 25, 2020 - Alex Steeves vs. Wisconsin
Notre Dame player had four assists	January 25, 2019 - Mike O'Leary vs. Michigan State
Notre Dame player had five assists	October 21, 1994 - Jamie Ling vs. Waterloo (2-5-7)
Notre Dame player had four points	January 25, 2020 - Alex Steeves vs. Wisconsin (1-3-4)
Notre Dame player had five points	October 20, 2018 - Bobby Nardella and Cal Burke at Omaha
Notre Dame player had six points	October 21, 1994 - Jamie Ling vs. Waterloo (2-5-7)
Notre Dame player had seven points	October 21, 1994 - Jamie Ling vs. Waterloo (2-5-7)
Notre Dame goalie made 35+ saves	January 31, 2020 - Cale Morris at Penn State, 45 saves (T, 3-3)
Notre Dame goalie made 40+ saves	January 31, 2020 - Cale Morris at Penn State, 45 saves (T, 3-3)
Notre Dame goalie made 50+ saves	February 3, 2018 - Cale Morris at Penn State, 55 saves (T, 2-2)
Opposing player scored a hat trick	January 24, 2019 - Cole Caufield of Wisconsin
Opposing player scored four goals	March 12, 1994 - Colin Ward of Western Michigan
Opposing player scored five goals	November 10, 1973 - Tom Ross of Michigan State
Opposing player had four assists	December 2, 2011 - Ludwig Karlsson of Northeastern (0-4-4)
Opposing player had five assists	January 20, 1996 - Kevin Hilton of Michigan (0-5-5)
Opposing player had four points	December 8, 2018 - Chase Berger (1-3-4) and Evan Barratt (1-3-4) of Penn State
Opposing player had five points	January 27, 2001 - Jeff Hamilton of Yale (2-3-5)
Opposing player had six points	January 11, 1994 - John Gruden of Ferris State (4-3-7)
Opposing player had seven points	January 11, 1994 - John Gruden of Ferris State (4-3-7)
Opposing goalie made 35+ saves	February 14, 2020 - Jack LaFontaine of Minnesota, 39 saves (T, 3-3)
Opposing goalie made 40+ saves	December 13, 2019 - Peyton Jones of Penn State, 40 saves (PSU, 4-2)
Opposing goalie made 50+ saves	March 6, 2015 - Steve Mastalerz of UMass, 75 saves (4-3 ND loss)
Notre Dame had a penalty shot	March 29, 2019 -- Cal Burke (saved vs. Clarkson in NCAA Northeast Region Semifinal) January 21, 2017 - Joe Wegwerth (saved vs. New Hampshire)
Notre Dame scored on a penalty shot	December 6, 2013 - Jeff Costello (vs. UMass) March 16, 2013 - Bryan Rust (vs. Bowling Green)
Opponent had a penalty shot	January 5, 2020 -- Ethen Frank, Western Michigan (saved by Cale Morris, 4-1 win) January 3, 2020 -- Jason Polin, Western Michigan (saved by Cale Morris, 1-1 tie) February 3, 2018 - Andrew Strurtz, Penn State (saved by Cale Morris in OT in 2-2 tie) January 19, 2018 - Trent Frederic, Wisconsin (scored on Cale Morris, 4-2 ND win) March 10, 2017 - Shane Kavanagh, Providence (vs. Cal Petersen, missed wide, 5-0 ND win) January 29, 2016 - Colin White, Boston College (saved by Cal Petersen, 4-0 ND loss) January 22, 2016 - Ara Nazarian, New Hampshire (scored on Cal Petersen, 5-1 ND win) December 10, 2015 - Colin White, Boston College (saved by Cal Petersen, 4-3 ND win)

## 2019-20 COMBINED STATS

Date	Opponent	Score	Att.	Record:	Overall	Home	Away	Neutral
Oct 11	AIR FORCE	W 4-3	4977	ALL GAMES	14-12-6	8-7-2	6-5-4	0-0-0
Oct 13	AIR FORCE	W 6-1	3506	CONFERENCE	9-8-5	4-5-1	5-3-4	0-0-0
Oct 25	LAKE SUPERIOR STATE	W 5-2	3991	NON-CONFERENCE	5-4-1	4-2-1	1-2-0	0-0-0
Oct 26	LAKE SUPERIOR STATE	W 6-4	4178					
* Nov 01	at Minnesota	Tot 2-2	7459					
* Nov 02	at Minnesota	W 5-3	8008					
* Nov 08	#8 OHIO STATE	Wot 3-2	4740					
* Nov 09	#8 OHIO STATE	W 2-1	4858					
* Nov 15	at #15 Wisconsin	L 0-3	9698					
* Nov 16	at #15 Wisconsin	Wot 5-4	12593					
* Nov 22	at Michigan State	Tot 1-1	4898					
* Nov 23	at Michigan State	L 2-3	5902					
Nov 29	#15 BOWLING GREEN	L 2-5	5271					
Nov 30	at #16 Bowling Green	L 2-5	3382					
Dec 06	at #9 Boston College	L 0-4	7295					
Dec 08	#10 BOSTON COLLEGE	L 1-6	3985					
* Dec 13	#7 PENN STATE	L 2-4	3806					
* Dec 14	#7 PENN STATE	W 3-0	4306					
Jan 03	#19 WESTERN MICHIGAN	Tot 1-1	5247					
Jan 05	at #19 Western Michigan	W 4-1	3762					
* Jan 10	MICHIGAN	L 0-3	4896					
* Jan 11	MICHIGAN	L 1-3	4971					
* Jan 17	at #9 Ohio State	Tot 4-4	7507					
* Jan 18	at #9 Ohio State	L 1-2	9835					
* Jan 24	WISCONSIN	L 4-6	4895					
* Jan 25	WISCONSIN	W 5-2	5453					
* Jan 31	at #8 Penn State	Tot 3-3	6226					
* Feb 01	at #8 Penn State	W 4-2	6475					
* Feb 14	MINNESOTA	Tot 3-3	4854					
* Feb 15	MINNESOTA	L 1-2	5804					
* Feb 21	at Michigan	W 2-1	5800					
* Feb 22	at Michigan	W 3-0	5800					

TEAM STATISTICS	ND	OPP
SHOT STATISTICS		
Goals-Shot attempts	87-976	86-981
Shot pct.	.089	.088
Goals/Game	2.7	2.7
Shots/Game	30.5	30.7
POWER PLAYS		
Goals-Power Plays	17-90	21-95
Conversion Percent	.189	.221
Shot Attempts	153	161
Shot Percent	.111	.130
GOAL BREAKDOWN		
Power Play	17	21
Short-handed	1	2
Empty net	6	5
Penalty	0	0
Unassisted	3	9
Overtime	2	0
Shootout	0	0
Delayed Penalty	0	0
PENALTIES		
Number	111	106
Minutes	244	242
Penalties/Game	3.5	3.3
Pen minutes/Game	7.6	7.6
SHOOTOUTS (Made-Att)	3-13	1-13

Record:	Overall	Home	Away	Neutral
ALL GAMES	14-12-6	8-7-2	6-5-4	0-0-0
CONFERENCE	9-8-5	4-5-1	5-3-4	0-0-0
NON-CONFERENCE	5-4-1	4-2-1	1-2-0	0-0-0

##	Player	gp	g	a	pts	sh	sh%	pen-min	pp	sh
26	Cam Morrison	32	10	14	24	72	.139	3-6	2	1
16	Alex Steeves	31	9	15	24	95	.095	5-10	3	0
19	Mike O'Leary	32	9	12	21	77	.117	10-20	3	0
11	Cal Burke	32	7	13	20	89	.079	1-2	3	0
13	Colin Theisen	32	7	11	18	85	.082	10-20	1	0
15	Michael Graham	25	4	14	18	43	.093	3-6	1	0
24	Spencer Stastney	31	3	14	17	35	.086	1-2	0	0
5	Matt Hellickson	32	5	11	16	39	.128	7-14	2	0
27	Trevor Janicke	32	7	5	12	74	.095	2-4	0	0
4	Nick Leivermann	27	5	7	12	65	.077	4-8	2	0
6	Tory Dello	32	3	9	12	45	.067	11-22	0	0
20	Jake Pivonka	30	4	7	11	44	.091	7-14	0	0
18	Graham Slaggert	32	5	4	9	38	.132	4-8	0	0
2	Nate Clurman	32	0	9	9	52	.000	5-10	0	0
14	Jesse Lansdell	32	1	6	7	19	.053	12-35	0	0
8	Matt Steeves	24	1	3	4	10	.100	3-6	0	0
10	Cam Burke	31	2	1	3	26	.077	3-6	0	0
29	Charlie Raith	31	2	1	3	23	.087	4-19	0	0
17	Pierce Crawford	32	1	2	3	30	.033	7-14	0	0
25	Solag Bakich	10	1	0	1	3	.333	1-2	0	0
21	Max Ellis	8	1	0	1	11	.091	2-4	0	0
30	Ryan Bischel	7	0	1	1	0	.000	0-0	0	0
3	Ryan Carmichael	8	0	0	0	1	.000	1-2	0	0
TM TEAM		12	0	0	0	0	.000	5-10	0	0
Total		32	87	159	246	976	.089	111-244	17	1
Opponents		32	86	136	222	981	.088	106-242	21	2

##	Goalie	gp	min	ga	gaavg	saves	save%	w-l-t
32	Cale Morris	28	1660:27	69	2.49	765	.917	11-11-6
30	Ryan Bischel	7	285:02	12	2.53	130	.915	3-1-0
TM	EMPTY NET	12	10:10	5	-	0	.000	0-0-0
Total		32	1955:39	86	2.64	895	.912	14-12-6
Opponents		32	1955:39	87	2.67	889	.911	12-14-6

Attendance Summary	ND	Opponent
Total	79738	104640
Dates/Avg Per Date	17/4690	15/6976
Neutral Site #/Avg	0/0	

Goals by Period	1st	2nd	3rd	OT	Total
Notre Dame	21	31	33	2	87
Opponents	24	26	36	0	86

Saves by Period	1st	2nd	3rd	OT	Total
Notre Dame	288	324	262	21	895
Opponents	259	325	288	17	889

## 2019-20 LEADERS

##	Points	GP	G	A	Pts	Sh
26	Cam Morrison	32	10	14	24	72
16	Alex Steeves	31	9	15	24	95
19	Mike O'Leary	32	9	12	21	77
11	Cal Burke	32	7	13	20	89
13	Colin Theisen	32	7	11	18	85
15	Michael Graham	25	4	14	18	43
24	Spencer Stastney	31	3	14	17	35
5	Matt Hellickson	32	5	11	16	39
27	Trevor Janicke	32	7	5	12	74
4	Nick Leivermann	27	5	7	12	65

##	Goals	GP	G	A	Pts	Sh
26	Cam Morrison	32	10	14	24	72
16	Alex Steeves	31	9	15	24	95
19	Mike O'Leary	32	9	12	21	77
11	Cal Burke	32	7	13	20	89
13	Colin Theisen	32	7	11	18	85
27	Trevor Janicke	32	7	5	12	74
5	Matt Hellickson	32	5	11	16	39
4	Nick Leivermann	27	5	7	12	65
18	Graham Slaggert	32	5	4	9	38
15	Michael Graham	25	4	14	18	43

##	Power-Play Goals	GP	PPG
19	Mike O'Leary	32	3
11	Cal Burke	32	3
16	Alex Steeves	31	3
5	Matt Hellickson	32	2
4	Nick Leivermann	27	2
26	Cam Morrison	32	2

##	Short-Handed Goals	GP	SHG
26	Cam Morrison	32	1

##	Game-Winning Goals	GP	GWG
5	Matt Hellickson	32	3
11	Cal Burke	32	2
16	Alex Steeves	31	2

##	Plus/Minus	GP	+/-
26	Cam Morrison	32	+12
16	Alex Steeves	31	+10
2	Nate Clurman	32	+8
20	Jake Pivonka	30	+7
29	Charlie Raith	31	+6
13	Colin Theisen	32	+5
24	Spencer Stastney	31	+2
6	Tory Dello	32	+2
25	Solag Bakich	10	+2
15	Michael Graham	25	+1

##	Assists	GP	G	A	Pts	Sh
16	Alex Steeves	31	9	15	24	95
26	Cam Morrison	32	10	14	24	72
15	Michael Graham	25	4	14	18	43
24	Spencer Stastney	31	3	14	17	35
11	Cal Burke	32	7	13	20	89
19	Mike O'Leary	32	9	12	21	77
13	Colin Theisen	32	7	11	18	85
5	Matt Hellickson	32	5	11	16	39
6	Tory Dello	32	3	9	12	45
2	Nate Clurman	32	0	9	9	52

##	Shots	GP	G	A	Pts	Sh	Sh%
16	Alex Steeves	31	9	15	24	95	.095
11	Cal Burke	32	7	13	20	89	.079
13	Colin Theisen	32	7	11	18	85	.082
19	Mike O'Leary	32	9	12	21	77	.117
27	Trevor Janicke	32	7	5	12	74	.095
26	Cam Morrison	32	10	14	24	72	.139
4	Nick Leivermann	27	5	7	12	65	.077
2	Nate Clurman	32	0	9	9	52	.000
6	Tory Dello	32	3	9	12	45	.067
20	Jake Pivonka	30	4	7	11	44	.091

##	Shot Pct.	GP	G	A	Pts	Sh	Sh%
25	Solag Bakich	10	1	0	1	3	.333
26	Cam Morrison	32	10	14	24	72	.139
18	Graham Slaggert	32	5	4	9	38	.132
5	Matt Hellickson	32	5	11	16	39	.128
19	Mike O'Leary	32	9	12	21	77	.117
8	Matt Steeves	24	1	3	4	10	.100
16	Alex Steeves	31	9	15	24	95	.095
27	Trevor Janicke	32	7	5	12	74	.095
15	Michael Graham	25	4	14	18	43	.093
20	Jake Pivonka	30	4	7	11	44	.091

##	Penalties	GP	Pen	Min
14	Jesse Lansdell	32	12	35
6	Tory Dello	32	11	22
13	Colin Theisen	32	10	20
19	Mike O'Leary	32	10	20
17	Pierce Crawford	32	7	14
20	Jake Pivonka	30	7	14
5	Matt Hellickson	32	7	14
TM	TEAM	12	5	10
16	Alex Steeves	31	5	10
2	Nate Clurman	32	5	10

##	Penalty Minutes	GP	Pen	Min
14	Jesse Lansdell	32	12	35
6	Tory Dello	32	11	22
13	Colin Theisen	32	10	20
19	Mike O'Leary	32	10	20
29	Charlie Raith	31	4	19
20	Jake Pivonka	30	7	14
17	Pierce Crawford	32	7	14
5	Matt Hellickson	32	7	14
2	Nate Clurman	32	5	10
16	Alex Steeves	31	5	10

# 2019-20 RESULTS

Date	Opponent	Score	Shots	Overall	Conf	Time	Att.	Goalie of record
Oct 11	AIR FORCE	W 4-3	29/36	1-0-0	0-0-0	2:26	4977	Ryan Bischel
Oct 13	AIR FORCE	W 6-1	32/23	2-0-0	0-0-0	2:26	3506	Ryan Bischel
Oct 25	LAKE SUPERIOR STATE	W 5-2	32/26	3-0-0	0-0-0	2:21	3991	Ryan Bischel
Oct 26	LAKE SUPERIOR STATE	W 6-4	30/33	4-0-0	0-0-0	2:33	4178	Cale Morris
* Nov 01	at Minnesota	Tot 2-2	31/25	4-0-1	0-0-1	2:36	7459	Cale Morris
* Nov 02	at Minnesota	W 5-3	39/27	5-0-1	1-0-1	2:19	8008	Cale Morris
* Nov 08	#8 OHIO STATE	Wot 3-2	35/27	6-0-1	2-0-1	2:28	4740	Cale Morris
* Nov 09	#8 OHIO STATE	W 2-1	29/25	7-0-1	3-0-1	2:17	4858	Cale Morris
* Nov 15	at #15 Wisconsin	L 0-3	22/35	7-1-1	3-1-1	2:19	9698	Cale Morris
* Nov 16	at #15 Wisconsin	Wot 5-4	36/35	8-1-1	4-1-1	2:28	12593	Cale Morris
* Nov 22	at Michigan State	Tot 1-1	37/19	8-1-2	4-1-2	2:41	4898	Cale Morris
* Nov 23	at Michigan State	L 2-3	25/29	8-2-2	4-2-2	2:21	5902	Cale Morris
Nov 29	#15 BOWLING GREEN	L 2-5	29/31	8-3-2	4-2-2	2:10	5271	Cale Morris
Nov 30	at #16 Bowling Green	L 2-5	27/35	8-4-2	4-2-2	2:30	3382	Ryan Bischel
Dec 06	at #9 Boston College	L 0-4	26/26	8-5-2	4-2-2	2:10	7295	Cale Morris
Dec 08	#10 BOSTON COLLEGE	L 1-6	28/36	8-6-2	4-2-2	2:18	3985	Cale Morris
* Dec 13	#7 PENN STATE	L 2-4	42/40	8-7-2	4-3-2	2:26	3806	Cale Morris
* Dec 14	#7 PENN STATE	W 3-0	23/37	9-7-2	5-3-2	1:17	4306	Cale Morris
Jan 03	#19 WESTERN MICHIGAN	Tot 1-1	33/43	9-7-3	5-3-2	2:30	5247	Cale Morris
Jan 05	at #19 Western Michigan	W 4-1	27/41	10-7-3	5-3-2	2:09	3762	Cale Morris
* Jan 10	MICHIGAN	L 0-3	32/18	10-8-3	5-4-2	2:16	4896	Cale Morris
* Jan 11	MICHIGAN	L 1-3	26/35	10-9-3	5-5-2	2:22	4971	Cale Morris
* Jan 17	at #9 Ohio State	Tot 4-4	18/31	10-9-4	5-5-3	2:49	7507	Cale Morris
* Jan 18	at #9 Ohio State	L 1-2	29/16	10-10-4	5-6-3	2:13	9835	Cale Morris
* Jan 24	WISCONSIN	L 4-6	33/28	10-11-4	5-7-3	2:24	4895	Cale Morris
* Jan 25	WISCONSIN	W 5-2	37/37	11-11-4	6-7-3	2:24	5453	Cale Morris
* Jan 31	at #8 Penn State	Tot 3-3	32/48	11-11-5	6-7-4	2:44	6226	Cale Morris
* Feb 01	at #8 Penn State	W 4-2	34/25	12-11-5	7-7-4	2:17	6475	Cale Morris
* Feb 14	MINNESOTA	Tot 3-3	42/34	12-11-6	7-7-5	2:38	4854	Cale Morris
* Feb 15	MINNESOTA	L 1-2	25/26	12-12-6	7-8-5	2:10	5804	Cale Morris
* Feb 21	at Michigan	W 2-1	28/35	13-12-6	8-8-5	2:30	5800	Cale Morris
* Feb 22	at Michigan	W 3-0	28/19	14-12-6	9-8-5	2:23	5800	Cale Morris

Team Record	W-L-T	Attendance	Dates	Total	Avg.
Overall:	14-12-6	Total:	32	184378	5762
Conference:	9-8-5	Home:	17	79738	4690
Home:	8-7-2	Away:	15	104640	6976
Away:	6-5-4	Neutral:	0	0	0
Neutral:	0-0-0				
Overtime:	2-0-6				



**2019-20 INDIVIDUAL GAME-BY-GAME**

Opponent	Date	Score	2	3	4	5	6	8	10	11	13	14	15
			CLURMAN,NA	CARMICHAEL	LEIVERMANN	HELLICKSON,	DELLO,TORY	STEEVES,MA	BURKE,CAM	BURKE,CAL	THEISEN,COL	LANSDELL,JE	GRAHAM,MIC
AF	Oct 11	4-3 W	0-1-1	DNP	0-0-0	0-0-0	0-0-0	0-0-0	0-0-0	1-1-2	1-0-1	0-0-0	0-2-2
AF	Oct 13	6-1 W	0-0-0	DNP	0-1-1	1-0-1	0-2-2	0-0-0	0-0-0	1-1-2	2-1-3	0-0-0	0-0-0
LSSU	Oct 25	5-2 W	0-0-0	DNP	0-1-1	1-0-1	0-0-0	0-0-0	0-0-0	1-3-4	0-1-1	0-0-0	0-0-0
LSSU	Oct 26	6-4 W	0-1-1	DNP	0-0-0	0-1-1	0-0-0	0-0-0	0-0-0	1-2-3	0-2-2	0-0-0	DNP
at MINN	Nov 01	2-2 t	0-0-0	DNP	0-0-0	0-1-1	0-0-0	0-0-0	0-0-0	0-1-1	0-0-0	0-0-0	DNP
at MINN	Nov 02	5-3 W	0-0-0	DNP	2-0-2	0-1-1	0-0-0	0-0-0	0-0-0	0-1-1	0-0-0	0-1-1	DNP
OSU	Nov 08	3-2 W	0-1-1	DNP	0-0-0	0-0-0	0-1-1	0-1-1	0-0-0	0-0-0	0-0-0	0-0-0	DNP
OSU	Nov 09	2-1 W	0-0-0	DNP	0-0-0	0-0-0	0-0-0	0-1-1	1-0-1	0-0-0	0-0-0	0-1-1	DNP
at UW	Nov 15	0-3 L	0-0-0	DNP	0-0-0	0-0-0	0-0-0	0-0-0	0-0-0	0-0-0	0-0-0	0-0-0	DNP
at UW	Nov 16	5-4 W	0-2-2	DNP	0-1-1	0-0-0	0-1-1	0-1-1	1-0-1	0-0-0	1-1-2	1-1-2	DNP
at MSU	Nov 22	1-1 t	0-0-0	0-0-0	0-0-0	0-0-0	0-0-0	DNP	0-0-0	0-0-0	0-0-0	0-0-0	1-0-1
at MSU	Nov 23	2-3 L	0-0-0	DNP	1-0-1	0-0-0	0-0-0	0-0-0	0-0-0	0-1-1	0-2-2	0-0-0	0-0-0
BGSU	Nov 29	2-5 L	0-0-0	DNP	0-1-1	0-0-0	0-0-0	0-0-0	0-0-0	0-0-0	0-0-0	0-0-0	0-0-0
at BGSU	Nov 30	2-5 L	0-0-0	0-0-0	0-2-2	0-0-0	0-1-1	DNP	0-0-0	0-0-0	0-0-0	0-0-0	0-0-0
at BC	Dec 06	0-4 L	0-0-0	DNP	0-0-0	0-0-0	0-0-0	DNP	0-0-0	0-0-0	0-0-0	0-0-0	0-0-0
BC	Dec 08	1-6 L	0-0-0	DNP	0-0-0	0-0-0	0-0-0	0-0-0	0-0-0	0-0-0	0-0-0	0-0-0	0-1-1
PSU	Dec 13	2-4 L	0-0-0	DNP	0-1-1	0-2-2	0-0-0	DNP	0-0-0	0-0-0	0-0-0	0-0-0	0-1-1
PSU	Dec 14	3-0 W	0-0-0	DNP	0-0-0	0-2-2	0-0-0	DNP	DNP	0-0-0	0-0-0	0-1-1	0-1-1
WMU	Jan 03	1-1 t	0-0-0	0-0-0	0-0-0	0-0-0	0-0-0	0-0-0	0-0-0	0-0-0	0-0-0	0-0-0	0-1-1
at WMU	Jan 05	4-1 W	0-1-1	DNP	0-0-0	1-0-1	0-0-0	DNP	0-0-0	0-0-0	0-0-0	0-0-0	0-3-3
MICH	Jan 10	0-3 L	0-0-0	DNP	0-0-0	0-0-0	0-0-0	DNP	0-0-0	0-0-0	0-0-0	0-0-0	0-0-0
MICH	Jan 11	1-3 L	0-0-0	DNP	0-0-0	0-0-0	0-1-1	DNP	0-0-0	0-0-0	0-0-0	0-0-0	0-0-0
at OSU	Jan 17	4-4 t	0-0-0	0-0-0	DNP	0-1-1	0-0-0	0-0-0	0-0-0	0-1-1	1-0-1	0-1-1	0-1-1
at OSU	Jan 18	1-2 L	0-0-0	0-0-0	DNP	0-0-0	0-0-0	1-0-1	0-0-0	0-0-0	0-0-0	0-0-0	0-0-0
UW	Jan 24	4-6 L	0-1-1	0-0-0	DNP	0-1-1	0-0-0	0-0-0	0-0-0	1-0-1	1-2-3	0-0-0	1-0-1
UW	Jan 25	5-2 W	0-1-1	0-0-0	DNP	0-0-0	1-0-1	0-0-0	0-0-0	1-0-1	0-0-0	0-0-0	1-1-2
at PSU	Jan 31	3-3 t	0-0-0	0-0-0	DNP	1-0-1	0-0-0	0-0-0	0-0-0	0-1-1	0-1-1	0-0-0	1-0-1
at PSU	Feb 01	4-2 W	0-1-1	DNP	0-0-0	0-0-0	1-1-2	0-0-0	0-0-0	1-0-1	0-0-0	0-0-0	0-0-0
MINN	Feb 14	3-3 t	0-0-0	DNP	1-0-1	0-1-1	0-1-1	0-0-0	0-1-1	0-1-1	1-0-1	0-0-0	0-0-0
MINN	Feb 15	1-2 L	0-0-0	DNP	1-0-1	0-0-0	0-0-0	0-0-0	0-0-0	0-0-0	0-1-1	0-0-0	0-0-0
at MICH	Feb 21	2-1 W	0-0-0	DNP	0-0-0	1-0-1	0-1-1	0-0-0	0-0-0	0-0-0	0-0-0	0-0-0	0-2-2
at MICH	Feb 22	3-0 W	0-0-0	DNP	0-0-0	0-1-1	1-0-1	0-0-0	0-0-0	0-0-0	0-0-0	0-1-1	0-1-1

Opponent	Date	Score	16	17	18	19	20	21	24	25	26	27	29
			STEEVES,AL	CRAWFORD,	SLAGGERT,G	O'LEARY,MIK	PIVONKA,JAK	ELLIS,MAX	STASTNEY,S	BAKICH,SOL	MORRISON,C	JANICKE,TRE	RAITH,CHARL
AF	Oct 11	4-3 W	1-1-2	0-0-0	0-0-0	0-2-2	0-0-0	DNP	0-0-0	DNP	1-0-1	0-0-0	0-0-0
AF	Oct 13	6-1 W	0-0-0	0-0-0	0-1-1	0-3-3	1-0-1	DNP	0-1-1	DNP	1-0-1	0-0-0	0-0-0
LSSU	Oct 25	5-2 W	0-1-1	0-0-0	1-0-1	2-1-3	0-1-1	DNP	0-0-0	DNP	0-2-2	0-0-0	0-0-0
LSSU	Oct 26	6-4 W	0-1-1	0-0-0	0-0-0	2-1-3	1-1-2	DNP	1-2-3	0-0-0	0-0-0	1-1-2	0-0-0
at MINN	Nov 01	2-2 t	0-0-0	0-0-0	0-0-0	1-0-1	0-0-0	DNP	0-0-0	0-0-0	0-1-1	1-0-1	0-0-0
at MINN	Nov 02	5-3 W	0-1-1	0-0-0	0-1-1	0-0-0	0-0-0	DNP	1-1-2	0-0-0	0-3-3	1-1-2	1-0-1
OSU	Nov 08	3-2 W	0-0-0	1-0-1	0-0-0	0-0-0	0-1-1	DNP	0-0-0	1-0-1	0-1-1	1-1-2	0-0-0
OSU	Nov 09	2-1 W	0-0-0	0-0-0	0-0-0	0-0-0	1-0-1	DNP	0-1-1	0-0-0	0-0-0	0-0-0	0-1-1
at UW	Nov 15	0-3 L	0-0-0	0-0-0	0-0-0	0-0-0	0-0-0	DNP	0-0-0	0-0-0	0-0-0	0-0-0	0-0-0
at UW	Nov 16	5-4 W	1-1-2	0-0-0	0-1-1	0-0-0	0-1-1	DNP	0-0-0	0-0-0	0-0-0	1-0-1	0-0-0
at MSU	Nov 22	1-1 t	0-0-0	0-0-0	0-0-0	0-1-1	0-0-0	DNP	0-0-0	DNP	0-1-1	0-0-0	0-0-0
at MSU	Nov 23	2-3 L	0-0-0	0-0-0	0-0-0	1-0-1	0-0-0	DNP	0-0-0	DNP	0-1-1	0-0-0	0-0-0
BGSU	Nov 29	2-5 L	0-1-1	0-0-0	0-0-0	0-1-1	1-0-1	DNP	0-1-1	DNP	1-0-1	0-0-0	0-0-0
at BGSU	Nov 30	2-5 L	DNP	0-0-0	0-0-0	1-0-1	0-0-0	0-0-0	0-0-0	0-0-0	0-1-1	1-0-1	DNP
at BC	Dec 06	0-4 L	0-0-0	0-0-0	0-0-0	0-0-0	0-0-0	0-0-0	0-0-0	DNP	0-0-0	0-0-0	0-0-0
BC	Dec 08	1-6 L	0-1-1	0-0-0	0-0-0	0-0-0	DNP	0-0-0	0-0-0	DNP	0-0-0	1-0-1	0-0-0
PSU	Dec 13	2-4 L	1-0-1	0-0-0	0-0-0	0-0-0	0-0-0	0-0-0	0-0-0	DNP	1-0-1	0-0-0	0-0-0
PSU	Dec 14	3-0 W	1-0-1	0-0-0	1-0-1	0-1-1	0-0-0	1-0-1	0-0-0	0-0-0	0-0-0	0-0-0	0-0-0
WMU	Jan 03	1-1 t	0-1-1	0-0-0	0-0-0	0-0-0	DNP	0-0-0	DNP	DNP	1-0-1	0-0-0	0-0-0
at WMU	Jan 05	4-1 W	2-1-3	0-0-0	0-0-0	0-0-0	0-0-0	0-0-0	0-0-0	DNP	1-2-3	0-0-0	0-0-0
MICH	Jan 10	0-3 L	0-0-0	0-0-0	0-0-0	0-0-0	0-0-0	0-0-0	0-0-0	DNP	0-0-0	0-0-0	0-0-0
MICH	Jan 11	1-3 L	0-0-0	0-0-0	1-0-1	0-0-0	0-1-1	DNP	0-0-0	0-0-0	0-0-0	0-0-0	0-0-0
at OSU	Jan 17	4-4 t	2-0-2	0-0-0	1-1-2	0-0-0	0-0-0	DNP	0-1-1	DNP	0-0-0	0-0-0	0-0-0
at OSU	Jan 18	1-2 L	0-0-0	0-1-1	0-0-0	0-0-0	0-0-0	DNP	0-1-1	DNP	0-0-0	0-0-0	0-0-0
UW	Jan 24	4-6 L	0-0-0	0-0-0	0-0-0	1-1-2	0-0-0	DNP	0-2-2	DNP	0-0-0	0-0-0	0-0-0
UW	Jan 25	5-2 W	1-3-4	0-0-0	0-0-0	0-0-0	0-0-0	DNP	0-2-2	DNP	0-1-1	0-1-1	1-0-1
at PSU	Jan 31	3-3 t	0-1-1	0-0-0	0-0-0	1-0-1	0-1-1	DNP	0-0-0	DNP	0-1-1	0-1-1	0-0-0
at PSU	Feb 01	4-2 W	0-0-0	0-0-0	1-0-1	0-0-0	0-1-1	DNP	0-1-1	DNP	1-0-1	0-0-0	0-0-0
MINN	Feb 14	3-3 t	0-0-0	0-0-0	0-0-0	0-1-1	0-0-0	DNP	0-1-1	DNP	1-0-1	0-0-0	0-0-0
MINN	Feb 15	1-2 L	0-0-0	0-0-0	0-0-0	0-0-0	0-0-0	DNP	0-0-0	DNP	0-0-0	0-0-0	0-0-0
at MICH	Feb 21	2-1 W	0-1-1	0-0-0	0-0-0	0-0-0	0-0-0	DNP	0-0-0	DNP	1-0-1	0-0-0	0-0-0
at MICH	Feb 22	3-0 W	0-1-1	0-1-1	0-0-0	0-0-0	0-0-0	DNP	1-0-1	DNP	1-0-1	0-0-0	0-0-0

## 2019-20 GAME-BY-GAME COMPARISON

Date	Opponent	Score	Goals	Shots		Penalties		Power Plays	
				Assists	Shots	Pen-Min	Pen-Min	G-Ch	G-Ch
Oct 11	AIR FORCE	4-3	4 / 3	7 / 6	29 / 36	3-6	/ 4-8	0-4	/ 0-3
Oct 13	AIR FORCE	6-1	6 / 1	10 / 2	32 / 23	3-6	/ 4-8	2-3	/ 0-2
Oct 25	LAKE SUPERIOR STATE	5-2	5 / 2	10 / 3	32 / 26	1-2	/ 2-4	1-2	/ 0-1
Oct 26	LAKE SUPERIOR STATE	6-4	6 / 4	12 / 7	30 / 33	5-10	/ 6-12	2-6	/ 1-5
Nov 01	at Minnesota	2-2	2 / 2	3 / 1	31 / 25	4-8	/ 3-6	0-2	/ 0-3
Nov 02	at Minnesota	5-3	5 / 3	10 / 5	39 / 27	3-6	/ 3-6	1-3	/ 0-3
Nov 08	OHIO STATE	3-2	3 / 2	6 / 4	35 / 27	5-21	/ 4-8	0-4	/ 0-4
Nov 09	OHIO STATE	2-1	2 / 1	4 / 2	29 / 25	3-6	/ 4-19	0-3	/ 0-3
Nov 15	at Wisconsin	0-3	0 / 3	0 / 6	22 / 35	4-8	/ 3-6	0-1	/ 2-2
Nov 16	at Wisconsin	5-4	5 / 4	10 / 8	36 / 35	4-8	/ 3-6	0-2	/ 1-3
Nov 22	at Michigan State	1-1	1 / 1	2 / 2	37 / 19	2-4	/ 2-4	0-1	/ 0-1
Nov 23	at Michigan State	2-3	2 / 3	4 / 3	25 / 29	3-6	/ 4-8	2-3	/ 0-2
Nov 29	BOWLING GREEN	2-5	2 / 5	4 / 7	29 / 31	3-6	/ 3-6	1-3	/ 2-3
Nov 30	at Bowling Green	2-5	2 / 5	4 / 4	27 / 35	4-8	/ 3-6	1-3	/ 2-4
Dec 06	at Boston College	0-4	0 / 4	0 / 5	26 / 26	2-4	/ 3-6	0-3	/ 1-2
Dec 08	BOSTON COLLEGE	1-6	1 / 6	2 / 8	28 / 36	4-8	/ 4-8	0-4	/ 2-4
Dec 13	PENN STATE	2-4	2 / 4	4 / 8	42 / 40	4-8	/ 3-6	0-3	/ 1-4
Dec 14	PENN STATE	3-0	3 / 0	5 / 0	23 / 37	4-8	/ 2-4	0-2	/ 0-3
Jan 03	WESTERN MICHIGAN	1-1	1 / 1	2 / 1	33 / 43	3-6	/ 3-6	0-3	/ 0-2
Jan 05	at Western Michigan	4-1	4 / 1	7 / 2	27 / 41	5-10	/ 2-4	1-2	/ 1-4
Jan 10	MICHIGAN	0-3	0 / 3	0 / 5	32 / 18	2-4	/ 3-6	0-3	/ 1-2
Jan 11	MICHIGAN	1-3	1 / 3	2 / 5	26 / 35	5-10	/ 5-10	0-4	/ 1-4
Jan 17	at Ohio State	4-4	4 / 4	6 / 8	18 / 31	4-8	/ 2-4	1-1	/ 1-3
Jan 18	at Ohio State	1-2	1 / 2	2 / 3	29 / 16	3-6	/ 1-2	0-0	/ 1-3
Jan 24	WISCONSIN	4-6	4 / 6	8 / 8	33 / 28	6-23	/ 7-25	1-5	/ 2-5
Jan 25	WISCONSIN	5-2	5 / 2	9 / 4	37 / 37	2-4	/ 8-24	3-7	/ 1-2
Jan 31	at Penn State	3-3	3 / 3	6 / 5	32 / 48	3-6	/ 1-2	0-1	/ 0-3
Feb 01	at Penn State	4-2	4 / 2	4 / 4	34 / 25	3-6	/ 2-4	0-2	/ 0-3
Feb 14	MINNESOTA	3-3	3 / 3	6 / 5	42 / 34	5-10	/ 3-6	1-2	/ 0-4
Feb 15	MINNESOTA	1-2	1 / 2	1 / 3	25 / 26	4-8	/ 2-4	0-2	/ 1-4
Feb 21	at Michigan	2-1	2 / 1	4 / 2	28 / 35	2-4	/ 2-4	0-2	/ 0-2
Feb 22	at Michigan	3-0	3 / 0	5 / 0	28 / 19	3-6	/ 5-10	0-4	/ 0-2
Totals		87-86	87 / 86	159 / 136	976 / 981	111-244	/ 106-242	17-90	/ 21-95

Note: Game totals are displayed in the format TEAM/OPPONENT for each category







**Hockey Game Box Score (Final)**  
**#15 Bowling Green vs #4 Notre Dame (Nov 29, 2019 at Notre Dame, Ind.)**

Bowling Green (9-5-0, 5-3-0-0 WCHA) vs. Notre Dame (8-3-2, 4-2-1 B1G)  
 Date: Nov 29, 2019 • Location: Notre Dame, Ind. • Arena: Compton Family Arena  
 Attendance: 5271 • Start time: 7:05 PM • End time: 9:15 PM • Total time: 2:10

Prd	Time	Team	Scored by	Assists	Vis. on ice	Home on ice	Goals by Period			
Team	1	2	3	Tot	ND	BSGU	1	2	3	Tot
1st	03:07	BSGU	EV LINKENHELD, Casey/2	Nick Liefermann/4	17,18,22,23	29,17,14,6,10				
2nd	07:32	BSGU	PP BARBER, Alex/2	KRUSE, Brandon/10	6,28,10,20,23	11,18,24,12				
3rd	15:29	ND	EV Jake Pivonka/4	CULLEN, Will/4	27,8,11,2,18	20,24,26,15,16				

TEAM SUMMARY		# Notre Dame	
Prd	ND	Prd	ND
1st	0-1 (0)	1-1 (4)	
2nd	1-1 (2)	0-0 (0)	
3rd	1-1 (5)	0-2 (5)	
Total	2-3 (7)	1-3 (7)	

PENALTY SUMMARY		# Notre Dame	
Prd	BSGU	Prd	ND
1st	1-2	1-2	
2nd	0-0	1-2	
3rd	2-4	1-2	
Total	3-6	3-6	

GOALTENDERS		# Notre Dame	
Dec	GA	Dec	GA
31 DOP, Eric	W 60:00	2	12
30 Ryan Bischel	L 20:00	1	0

PENALTY SUMMARY		# Notre Dame	
Prd	Player	Team	Min/Offense
1st	BARBER, Alex	BSGU	2.Tripping
1st	Tory Dello	ND	2.Slashing
2nd	Tory Dello	ND	2.Holding

Win-DOP, Eric (9-4-0). Loss-Cale Morris (5-3-2).

**Hockey Game Box Score (Final)**  
**#5 Notre Dame vs #16 Bowling Green (Nov 30, 2019 at Bowling Green, Ohio)**

Notre Dame (8-4-2) vs. Bowling Green (10-5-0)  
 Date: Nov 30, 2019 • Location: Bowling Green, Ohio • Arena: Slater Ice Arena  
 Attendance: 3382 • Start time: 7:07 pm • End time: 9:37 pm • Total time: 2:30

Prd	Time	Team	Scored by	Assists	Vis. on ice	Home on ice	Goals by Period			
Team	1	2	3	Tot	ND	BSGU	1	2	3	Tot
1st	01:15	ND	PP Mike O'Leary/7	Cam Morrison/10	19,26,11,13	3,8,14,15,25				
2nd	14:03	BSGU	PP LETOURNEAU, Frederic	Nick Liefermann/5	27,20,2,24	8,7,11,16,17,27				
3rd	17:13	BSGU	EV PITTERS, Adam/1	Tory Dello/5	3,17,21,20,6	22,6,14,17,21				

TEAM SUMMARY		# Notre Dame	
Prd	BSGU	Prd	ND
1st	0-1 (0)	1-1 (4)	
2nd	1-1 (2)	0-0 (0)	
3rd	1-1 (5)	0-2 (5)	
Total	2-3 (7)	1-3 (7)	

PENALTY SUMMARY		# Notre Dame	
Prd	BSGU	Prd	ND
1st	1-2	1-2	
2nd	0-0	1-2	
3rd	2-4	1-2	
Total	3-6	3-6	

GOALTENDERS		# Notre Dame	
Dec	GA	Dec	GA
31 DOP, Eric	L 59:42	5	16
30 Ryan Bischel	L 20:00	1	0

PENALTY SUMMARY		# Notre Dame	
Prd	Player	Team	Min/Offense
1st	THEOCHARIDIS, Tim	BSGU	2.Hooking
1st	RAUHAUSER, Alec	BSGU	2.Cross-Checking
1st	Matt Hellickson	ND	2.Boarding
1st	DOUGHERTY, Evan	BSGU	2.Tripping

Win-DOP, Eric (9-4-0). Loss-Ryan Bischel (3-1-0).

Referee's signature

**Hockey Game Box Score (Final)**  
**#7 Notre Dame vs #9 Boston College (Dec 06, 2019 at Chestnut Hill, Mass.)**

Notre Dame (8-5-2, 4-2-2 BIG 10) vs. Boston College (10-4-0, 5-2-0 HEA)  
 Date: Dec 06, 2019 • Location: Chestnut Hill, Mass. • Arena: Kelley Rink  
 Attendance: 7295 • Start time: 7:01 • End time: 9:11 • Total time: 2:10

Prd	Time	Team	Scored by	Assists	Vis. on ice	Home on ice	Goals by Period			
Team	1	2	3	Tot	ND	BC	1	2	3	Tot
1st	02:41	BC	PP Julius Mattila/5	David Cotton/12	17,11,5,29	26,17,9,22,6				
2nd	14:27	BC	EV Logan Hutsko/7	Drew Helleston/4	15,26,5,6,11	9,4,18,5,19				
3rd	16:49	BC	SH Patrick Gilles/2	Alex Newhook/6	11,15,26,19,4	24,25,8,4				

TEAM SUMMARY		# Boston College	
Prd	ND	Prd	BC
1st	0-0 (0)	0-0 (0)	
2nd	0-3 (6)	1-1 (7)	
3rd	0-0 (0)	0-1 (0)	
Total	0-3 (6)	1-2 (7)	

PENALTY SUMMARY		# Boston College	
Prd	ND	Prd	BC
1st	0-0	0-0	
2nd	2-4	3-6	
3rd	0-0	0-0	
Total	2-4	3-6	

GOALTENDERS		# Boston College	
Dec	GA	Dec	GA
32 Cale Morris	L 60:00	4	8
30 Spencer Knight	W 60:00	0	5

PENALTY SUMMARY		# Boston College	
Prd	Player	Team	Min/Offense
2nd	Tory Dello	ND	2.Tripping
2nd	Jack McBain	BC	2.Hooking
2nd	Graham McPhee	BC	2.High Sticking

Win-Spencer Knight (10-4-0). Loss-Cale Morris (5-4-2).

Referee's signature

**Hockey Game Box Score (Final)**  
**#10 Boston College vs #9 Notre Dame (Dec 08, 2019 at Notre Dame, Ind.)**

Boston College (11-4-0, 5-2-0 HEA) vs. Notre Dame (8-6-2, 4-2-2 B1G)  
 Date: Dec 08, 2019 • Location: Notre Dame, Ind. • Arena: Compton Family Arena  
 Attendance: 3985 • Start time: 5:05 PM • End time: 7:23 PM • Total time: 2:18

Prd	Time	Team	Scored by	Assists	Vis. on ice	Home on ice	Goals by Period			
Team	1	2	3	Tot	ND	BC	1	2	3	Tot
1st	00:36	BC	EV Jack McBain/3	Julius Mattila/13	11,26,8,9,5	2,24,19,11,14				
2nd	03:11	BC	EV Logan Hutsko/8	Connor Moore/5	9,26,17,6,8	27,14,24,2,15				
3rd	17:50	BC	EV David Cotton/8	Matt Boldy/2	17,9,26,5,6	14,15,6,27,5				

TEAM SUMMARY		# Notre Dame	
Prd	ND	Prd	BC
1st	0-0 (0)	0-0 (0)	
2nd	0-3 (6)	1-1 (7)	
3rd	0-0 (0)	0-1 (0)	
Total	0-3 (6)	1-2 (7)	

PENALTY SUMMARY		# Notre Dame	
Prd	ND	Prd	BC
1st	0-0	0-0	
2nd	2-4	3-6	
3rd	0-0	0-0	
Total	2-4	3-6	

GOALTENDERS		# Notre Dame	
Dec	GA	Dec	GA
32 Cale Morris	L 60:00	4	13
30 Ryan Bischel	L 9:07	0	0

PENALTY SUMMARY		# Notre Dame	
Prd	Player	Team	Min/Offense
1st	Connor Moore	BC	2.Hooking
1st	Marc McLaughlin	BC	2.Cross-Checking
2nd	Mike O'Leary	ND	2.Face-Off Violation
2nd	Luke McNinis	BC	2.Interference

Win-Spencer Knight (11-4-0). Loss-Cale Morris (5-5-2).



Hockey Game Box Score (Final)
Michigan vs #14 Notre Dame (Jan 10, 2020 at Notre Dame, Ind.)

Michigan (8-11-2, 3-7-1-0 B1G) vs. Notre Dame (10-9-3, 5-4-2-1 B1G)
Date: Jan 10, 2020 • Location: Notre Dame, Ind. • Arena: Compton Family Arena
Attendance: 4896 • Start time: 7:10 PM • End time: 9:26 PM • Total time: 2:16

Table with columns for Prd, Time, Team, Scored by, Assists, Vis. on ice, Home on ice, Goals by Period, Shots by Period, TEAM SUMMARY, Penalties-Minutes by Prd. Michigan: 1-2-3-3-3-14 (Total 18); Notre Dame: 1-2-3-3-3-11 (Total 11).

GOALTENDERS table. Michigan: 31 Strauss Mann W 60:00 0 10 13 9 32. Notre Dame: 32 Cale Morris L 58:57 2 7 5 3 15. Empty Net: 1:03 1 0 0 0 0.

PENALTY SUMMARY table. Michigan: 1st Colin Theisen ND 2:35 Slashing 06:46 PP. 2nd Cam Morrison ND 2:55 Slashing 13:16 PP. 3rd Nolan Moyle ND 2:57 Hooking 16:52 PP. Notre Dame: 1st Nick Blankenburg MICH 2:00 Boarding 09:46 PP. 2nd Nolan Moyle MICH 2:00 Interference 19:18 PP.

Win-Strauss Mann (8-10-2). Loss-Cale Morris (7-7-3). Referee's signature

Hockey Game Box Score (Final)
Michigan vs #14 Notre Dame (Jan 11, 2020 at Notre Dame, Ind.)

Michigan (9-11-2, 4-7-1-0 B1G) vs. Notre Dame (10-9-3, 5-5-2-1 B1G)
Date: Jan 11, 2020 • Location: Notre Dame, Ind. • Arena: Compton Family Arena
Attendance: 4971 • Start time: 6:05 PM • End time: 8:27 PM • Total time: 2:22

Table with columns for Prd, Time, Team, Scored by, Assists, Vis. on ice, Home on ice, Goals by Period, Shots by Period, TEAM SUMMARY, Penalties-Minutes by Prd. Michigan: 1-1-1-3-2-7 (Total 15); Notre Dame: 1-2-3-3-3-10 (Total 10).

GOALTENDERS table. Michigan: 31 Strauss Mann W 59:47 1 8 7 10 25. Notre Dame: 32 Cale Morris L 58:59 2 10 16 6 32. Empty Net: 0:13 0 0 0 0 0.

PENALTY SUMMARY table. Michigan: 1st Solaj Balch ND 2:00 High Sticking 06:23 PP. 2nd Jimmy Lambert ND 3:02 Slashing 08:46 PP. Notre Dame: 1st Nick Blankenburg MICH 2:00 Interference 17:24 PP. 2nd Johnny Beecher MICH 2:10 Tripping 19:46 PP.

Win-Strauss Mann (9-10-2). Loss-Cale Morris (7-8-3). Referee's signature

Hockey Game Box Score (Final)
#18 ND vs #9 Ohio State (Jan 17, 2020 at Columbus, Ohio)

ND (10-9-4, 5-5-3-2) vs. Ohio State (14-6-3, 7-4-2-0)
Date: Jan 17, 2020 • Location: Columbus, Ohio • Arena: Value City Arena
Attendance: 7507 • Start time: 6:01 pm • End time: 8:50 pm • Total time: 2:49

Table with columns for Prd, Time, Team, Scored by, Assists, Vis. on ice, Home on ice, Goals by Period, Shots by Period, TEAM SUMMARY, Penalties-Minutes by Prd. ND: 1-1-1-2-3-8 (Total 15); Ohio State: 1-1-1-2-1-6 (Total 6).

GOALTENDERS table. ND: 32 Cale Morris T 65:00 4 8 11 6 2 27. Ohio State: 30 Ryan Snowden T 63:54 4 5 5 4 0 14. Empty Net: 1:06 0 0 0 0 0.

PENALTY SUMMARY table. ND: 1st Tony Dello ND 2:55 Slashing 12:42 PP. 2nd Nate Curman ND 2:55 Boarding 19:13 PP. Ohio State: 1st Jesse Lansdell OSU 2:00 Roughing 17:49 PP.

ND-Cale Morris (7-8-4). Ohio State-Ryan Snowden (2-1-1). Referee's signature

Hockey Game Box Score (Final)
#18 Notre Dame vs #9 Ohio State (Jan 18, 2020 at Columbus, Ohio)

Notre Dame (10-10-4, 5-6-3-2 B1G) vs. Ohio State (15-6-3, 8-4-2-0 B1G)
Date: Jan 18, 2020 • Location: Columbus, Ohio • Arena: Value City Arena
Attendance: 9835 • Start time: 5 pm • End time: 7:13 pm • Total time: 2:13

Table with columns for Prd, Time, Team, Scored by, Assists, Vis. on ice, Home on ice, Goals by Period, Shots by Period, TEAM SUMMARY, Penalties-Minutes by Prd. Notre Dame: 1-1-2-3-2-9 (Total 17); Ohio State: 1-1-1-2-1-6 (Total 6).

GOALTENDERS table. Notre Dame: 31 Evan Moyle W 62:36 4 9 13 11 33. Ohio State: 30 Ryan Snowden W 59:53 1 2 10 16 28. Empty Net: 0:07 0 0 0 0 0.

PENALTY SUMMARY table. Notre Dame: 2nd Colin Theisen ND 2:00 Interference 07:24 PP. Ohio State: 1st Jake Pivonka OSU 2:00 Checking 20:00 PP.

Win-Ryan Snowden (3-1-1). Loss-Cale Morris (7-9-4). Ohio State timeout at 2:20/3rd. Referee's signature



## Hockey Game Box Score (Final) Wisconsin vs Notre Dame (Jan 24, 2020 at Notre Dame, Ind.)

Wisconsin (10-12-1, 5-9-1-1 B1G) vs. Notre Dame (10-11-4, 5-7-3-2 B1G)  
Date: Jan 24, 2020 • Location: Notre Dame, Ind. • Arena: Compton Family Arena  
Attendance: 4895 • Start time: 7:05 PM • End time: 9:29 PM • Total time: 2:24

Prd	Time	Team	Scored by	Assists	Vis. on ice	Home on ice	Goals by Period
Team	1	2	3	Tot			Team 1 2 3 Tot
1	1st 12:25	ND	EV Michael Graham/2	Colin Theisen/8 Nate Curman/7	5,8,21,15	15,13,16,16,24	ND 1 2 3 6 WU 2 1 1 4
2	1st 14:34	ND	EV Mike O'Leary/8	Colin Theisen/9 Spencer Stastney/9	25,17,22,5,20	19,13,24,27,29	WU 1 2 1 4 ND 1 1 1 3
3	1st 18:44	UV	EV Cole Caufield/14	-	8,15,4,2,19	8,11,18,20,24	
4	2nd 01:19	UV	EV Cole Caufield/15	Alex Turcotte/11 K'Andre Miller/7	8,15,19,7,4	2,11,18,20,24	
5	2nd 13:09	ND	EV Colin Theisen/6	Mike O'Leary/11 Spencer Stastney/10	2,17,4,18,21	13,19,24,2,16	ND 10 13 5 28 WU 7 10 16 33
6	2nd 15:36	UV	EV Ty Pelton-Byce/6	Sean Dhooche/7 Jack Berry/17	17,24,5,21	5,6,15,26	
7	2nd 17:00	UV	PP Cole Caufield/16	Wyatt Kalynuk/11 Linus Weissbach/15	8,2,9,24,15	5,6,10,17	Prd UW ND 1st 0-1 (2) 0-1 (1) 2nd 1-3 (2) 0-1 (1) 3rd 1-1 (1) 1-3 (11) Total 2-5 (5) 1-5 (13)
8	3rd 03:18	UV	PP Max Zimmer/1	K'Andre Miller/8 Ty Pelton-Byce/7	22,19,17,13,9	3,6,11,18	Prd UW ND 1st 1-2 1-2 2nd 3-6 4-9 3rd 3-17 1-2 Total 7-25 6-23
9	3rd 12:52	ND	PP Cal Burke/5	Matt Hellickson/9 Ryan Bischel/1	13,16,5,20	11,2,15,16,26	Three stars: 1. Cole Caufield 2. Colin Theisen 3. K'Andre Miller
10	3rd 19:14	UV	EW Wyatt Kalynuk/5	-	2,5,13,18,17	15,6,5,13,11,19	Officials: Referee:Jonathansitarski Referee:David Marcotte Linesman:Nick Huff Linesman:Joseph Hutek

### TEAM SUMMARY

#	Wisconsin	1	2	3	Tot	+/-	#	Notre Dame	1	2	3	Tot	+/-
1	Jack Berry	0	0	0	0	0	2	Nate Curman	0	2	0	2	0
2	Wyatt Kalynuk	1	0	1	2	0	3	Ryan Carmichael	0	0	0	0	0
4	Dylan Holloway	1	0	1	+1	5	Matt Hellickson	0	0	1	1	-2	
5	Tyler Inamoto	1	0	1	0	1	6	Tory Dello	0	1	2	-1	
7	Mike Vorlicky	0	0	0	+1	8	Matt Steeves	0	0	0	0	-1	
8	Cole Caufield	1	2	0	+3	+1	10	Cam Burke	0	0	0	0	0
9	Linus Weissbach	1	0	1	0	1	11	Cal Burke	0	1	3	-3	
13	Roman Ahan	1	0	2	+1	13	Colin Theisen	1	2	3	6	+2	
15	Alex Turcotte	0	1	1	+1	14	Jesse Lansdell	0	0	0	0	0	
16	Tarek Baker	0	3	1	4	0	15	Michael Graham	2	0	1	3	-1
12	Ty Pelton-Byce	1	1	0	2	+1	16	Alex Steeves	0	4	4	+2	
18	Owen Lindmark	0	0	1	1	0	17	Pierce Crawford	0	0	0	0	0
19	K'Andre Miller	0	0	1	+1	2	18	Graham Slaggert	0	0	0	0	-2
20	Josh Ess	0	1	0	1	-1	19	Mike O'Leary	3	1	0	4	+1
21	Ty Emberson	0	0	1	1	-1	20	Jake Pivonka	0	1	1	2	-1
22	Max Zimmer	0	0	1	1	-1	24	Spencer Stastney	0	0	0	0	+1
24	Sean Dhooche	2	1	4	+1	26	Cam Morrison	0	1	0	1	-1	
25	Dominic Mersch	0	1	0	1	-1	27	Trevor Janicke	0	1	2	3	+1
27	Ryder Donovan	0	0	0	0	0	29	Charlie Raith	0	0	0	0	+1
29	Brook Caufield	0	0	0	0	0	30	Ryan Bischel	0	0	0	0	0
32	Daniel Lebedeff	dnp	dnp	dnp	dnp	dnp	TM TEAM	0	0	0	0	0	
35	Johan Blomquist	dnp	dnp	dnp	dnp	dnp	33	Nick Sanford	dnp	dnp	dnp	dnp	dnp
Totals		10	13	5	28	+4	Totals		7	10	16	33	-5

### GOALTENDERS

#	Wisconsin	Dec	Min	GA	1	2	3	Saves	#	Notre Dame	Dec	Min	GA	1	2	3	Saves
1	Jack Berry	W	60:00	4	5	9	15	23	32	Cale Morris	L	43:18	5	9	10	0	19
									30	Ryan Bischel	W	16:30	0	0	0	0	3
									31	EMPTY NET		0:12	1	0	0	0	0

### PENALTY SUMMARY

Prd	Player	Team	Min/Offense	Time	Prd	Player	Team	Min/Offense	Time
1st	Dylan Holloway	UV	2.Goaltender interference	00:57 PP	2nd	Charlie Raith	ND	5.Face masking	14:30 PP
1st	Graham Slaggert	ND	2.Slashing	08:16 PP	2nd	Charlie Raith	ND	10.Face masking	14:30 PP
2nd	Linus Weissbach	UV	2.Hooking	01:37 PP	3rd	Matt Hellickson	ND	2.Goaltender interference	01:35 PP
2nd	Jake Pivonka	ND	2.Hooking	04:03 PP	3rd	Roman Ahan	UV	2.Tripping	05:36 PP
2nd	Tarek Baker	UV	2.Roughing	14:30 PP	3rd	Ty Emberson	UV	5.Contact To The Head	10:21 PP
2nd	Ryder Donovan	UV	2.Slashing	14:30	3rd	Ty Emberson	UV	10.Contact To The Head	10:21 PP
2nd	Charlie Raith	ND	2.Slashing	14:30					

Win-Jack Berry (2-2-1), Loss-Cale Morris (7-10-4).

## Hockey Game Box Score (Final) Notre Dame vs #8 Penn State (Jan 31, 2020 at University Park, Pa.)

Notre Dame (11-11-5, 6-7-4-3 B1G) vs. Penn State (17-8-2, 9-6-2-0 B1G)  
Date: Jan 31, 2020 • Location: University Park, Pa. • Arena: Pegula Ice Arena  
Attendance: 6226 • Start time: 6:01 PM • End time: 8:45 PM • Total time: 2:44

Prd	Time	Team	Scored by	Assists	Vis. on ice	Home on ice	Goals by Period
Team	1	2	3	Tot			Team 1 2 3 OT Tot
1	1st 04:31	ND	EV Mike O'Leary/9	Colin Theisen/10	19,13,27,5,2	28,13,19,22,16	PSU 1 2 3 0T Tot ND 1 1 1 0 3 PSU 1 1 1 0 3
2	1st 14:05	PSU	EV Pavlychev, Nikita/5	McMenamin, Connor/7 MacEachern, Conn/8	13,27,19,29,6	13,19,16,22,28	
3	2nd 05:01	PSU	EV Stenschein, Sam/12	Myllari, Kris/7	3,5,20,18,11	27,29,4,6,21	
4	2nd 07:16	ND	EV Matt Hellickson/4	Jake Pivonka/6	5,11,6,18,20	9,22,6,26,17	
5	3rd 01:38	PSU	EV Gratton, Tyler/3	Stevens, Alex/1 McMenamin, Connor/8 Alex Steeves/13	2,27,5,24,26	28,22,19,16,13	
6	3rd 18:11	ND	EX Michael Graham/4	Cam Morrison/14	15,16,26,19,6,5	14,16,11,20,22	

### TEAM SUMMARY

#	Notre Dame	1	2	3	OT	Tot	+/-	#	Penn State	1	2	3	OT	Tot	+/-
2	Nate Curman	1	1	0	0	2	0	2	Hults, Cole	0	0	1	2	3	0
3	Ryan Carmichael	0	0	0	1	-1	3	DeNaples, Paul	1	0	0	0	1	0	
5	Matt Hellickson	0	2	0	2	+4	4	Myllari, Kris	1	0	0	1	+1		
6	Tory Dello	0	1	0	2	+1	6	Gobetz, James	0	0	0	0	0		
8	Matt Steeves	0	0	0	0	0	9	Limoges, Alex	2	1	2	1	6		
10	Cam Burke	0	1	0	1	0	11	Sauve, Max	0	0	0	0	-1		
11	Cal Burke	0	2	0	3	0	13	Pavlychev, Nikita	2	2	1	0	5		
13	Colin Theisen	0	1	0	1	0	14	Stevens, Alex	0	0	1	2	-1		
14	Jesse Lansdell	0	1	0	1	0	16	Snell, Mason	0	0	0	1	0		
15	Michael Graham	1	2	0	3	+1	17	Barratt, Evan	3	1	0	4	-1		
16	Alex Steeves	2	1	0	4	+1	19	McMenamin, Connor	1	0	1	0	2		
17	Pierce Crawford	0	1	0	1	0	20	Tavlitie, Arne	2	1	0	4	-1		
18	Graham Slaggert	0	1	0	1	0	21	Wall, Kevin	0	1	2	4	+1		
19	Mike O'Leary	1	0	0	1	+1	22	Stevens, Alex	0	1	1	2	-1		
20	Jake Pivonka	0	1	0	2	0	23	Gober, Blake	0	0	0	0	0		
24	Spencer Stastney	1	0	0	1	0	25	Cal Burke, Liam	2	1	0	5	-1		
26	Cam Morrison	1	0	2	3	0	27	Stenschein, Sam	2	1	0	4	+1		
27	Trevor Janicke	0	0	1	1	-1	28	Gratton, Tyler	0	1	0	2	+1		
29	Charlie Raith	0	0	2	2	-1	29	MacEachern, Connor	0	2	0	2	+1		
TM TEAM	0	0	0	0	0	0	32	Holtfoster, Will	dnp	dnp	dnp	dnp	dnp		
30	Ryan Bischel	dnp	dnp	dnp	dnp	dnp	35	Autio, Oskar	dnp	dnp	dnp	dnp	dnp		
33	Nick Sanford	dnp	dnp	dnp	dnp	dnp	Totals		16	12	13	7	48	0	
Totals		8	12	0	32	+1									

### GOALTENDERS

#	Notre Dame	Dec	Min	GA	1	2	3	OT	Saves	#	Penn State	Dec	Min	GA	1	2	3	OT	Saves
32	Cale Morris	T	64:56	3	15	11	12	7	64:56	31	Jones, Peyton	T	64:56	3	7	11	11	0	29
	EMPTY NET		0:04	0	0	0	0	0			EMPTY NET		0:08	0	0	0	0	0	0

### PENALTY SUMMARY

Prd	Player	Team	Min/Offense	Time	Prd	Player	Team	Min/Offense	Time
1st	Suice, Nate	PSU	2.Slashing	06:34	1st	Tory Dello	ND	2.Slashing	19:31
1st	TEAM	ND	2.Too Many Players On Ice	08:36	3rd	Jake Pivonka	ND	2.Holding The Stick	05:33 PP

Notre Dame-Cale Morris (8-10-5), Penn State-Jones, Peyton (15-7-1).  
Timeout ND 15:02 Third Period  
Timeout ND 3:25 of OT  
Cam Burke Shootout Winner in 7th round

Referee's signature

## Hockey Game Box Score (Final) Wisconsin vs Notre Dame (Jan 25, 2020 at Notre Dame, Ind.)

Wisconsin (10-13-1, 5-10-1-1B1G) vs. Notre Dame (11-11-4, 6-7-3-2 B1G)  
Date: Jan 25, 2020 • Location: Notre Dame, Ind. • Arena: Compton Family Arena  
Attendance: 5453 • Start time: 6:05 PM • End time: 8:29 PM • Total time: 2:24

Prd	Time	Team	Scored by	Assists	Vis. on ice	Home on ice	Goals by Period
Team	1	2	3	Tot			Team 1 2 3 Tot
1	2nd 07:01	UV	PP Sean Dhooche/5	Wyatt Kalynuk/13 Cole Caufield/10 Spencer Stastney/11	24,2,17,8,9	11,5,6,18	ND 0 1 2 2 WU 0 1 1 2 ND 0 0 3 2 5
2	2nd 09:51	ND	PP Alex Steeves/9	Michael Graham/11	2,16,18,5	16,24,15,11,26	
3	2nd 16:25	ND	EV Charlie Raith/2	Nate Curman/8 Alex Steeves/10	17,13,18,7,19	29,2,16,15,26	
4	2nd 19:53	ND	PP Cal Burke/6	Alex Steeves/11 Cam Morrison/13	18,2,5	11,16,26,15,24	
5	3rd 00:17	UV	SH Roman Ahan/9	Owen Lindmark/8 Wyatt Kalynuk/14 Spencer Stastney/12	13,18,2,5	15,26,2,16,24	
6	3rd 09:59	ND	PP Michael Graham/3	Alex Steeves/12 Trevor Janicke/4	5,13,2,18	15,24,16,26,11	
7	3rd 18:08	ND	EN Tory Dello/1	-	2,7,8,13,22,4	6,27,20,14,2	

### TEAM SUMMARY

#	Wisconsin	1	2	3	Tot	+/-	#	Notre Dame	1	2	3	Tot	+/-
2	Nate Curman	1	2	0	3	0	2	Nate Curman	0	2	0	2	+1
4	Dylan Holloway	0	0	1	1	-1	4	Ryan Carmichael	0	0	0	0	0
5	Tyler Inamoto	0	1	2	+1	1	5	Matt Hellickson	0	1	1	0	0
7	Mike Vorlicky	0	0	1	1	-2	6	Tory Dello	0	1	2	+1	
8	Cole Caufield	0	0	1	1	-1	8	Matt Steeves	0	1	1	0	0
9	Linus Weissbach	0	0	0	0	0	10	Cam Burke	1	1	1	3	0
12	Mick Messner	0	0	0	0	0	11	Cal Burke	1	2	4	0	
13	Roman Ahan	2	4	1	7	-1	13	Colin Theisen	2	0	2	0	0
14	Jesper Peltonen	0	0	1	1	0	14	Jesse Lansdell	0	1	0	1	+1
16	Tarek Baker	0	1	0	1	0	15	Michael Graham	0	1	2	3	0
17	Ty Pelton-Byce	0	1	0	1	-1	16	Alex Steeves	0	4	1	5	0
18	Owen Lindmark	0	1	2	3	+1	17	Pierce Crawford	0	1	2	3	0
19	K'Andre Miller	1	0	2	3	+2	18	Graham Slaggert	0	0	0	0	0

**Hockey Game Box Score (Final)**  
Minnesota vs Notre Dame (Feb 14, 2020 at Notre Dame, Ind.)

Minnesota (13-11-5, 8-6-5-4 B1G) vs. Notre Dame (12-11-6, 7-7-5-3 B1G)  
Date: Feb 14, 2020 • Location: Notre Dame, Ind. • Arena: Compton Family Arena  
Attendance: 4854 • Start time: 7:10 PM • End time: 9:48 PM • Total time: 2:38

Prd	Time	Team	Scored by	Assists	Vis. on ice	Home on ice	Goals by Period					
Team	1	2	3	OT	Tot	Team	1	2	3	OT	Tot	
1st	00:28	MINN	EV Reedy, Scott/15	McLaughlin, Blah/13	19,27,20,29	18,20,11,5,6	MINN	2	0	1	0	3
1st	13:00	MINN	EV McLaughlin, Blake/7	Walker, Sammy/15	27,9,19,2,4	20,11,18,6,5	ND	1	2	0	0	3
1st	14:36	ND	EV Colin Theisen/7	Mike O'Leary/12	25,12,23,2,17	13,19,16,27,29						
2nd	03:04	ND	EV Nick Leivermann/4	Cam Burke/1	25,17,4,2,12	4,10,5,8,14						
5th	15:26	ND	PP Cam Morrison/8	Matt Hellickson/10	20,24,39,58	26,11,24,15,16						
6th	10:13	MINN	EV Walker, Sammy/10	Spencer Stastney/14	9,55,17,27,23	16,18,15,5,4						

Referee: Colin Kronforst  
Linesman: Nick Huff

TEAM SUMMARY																	
#	Minnesota	1	2	3	OT	Tot	+	-	#	Notre Dame	1	2	3	OT	Tot	+	-
1	Nanne, Tyler	0	1	0	0	1	0	0	2	Nate Clurman	2	1	0	1	4	0	0
2	Stucker, Robbie	0	1	0	0	1	0	0	4	Nick Leivermann	2	1	2	0	5	0	0
3	McManus, Brannon	0	0	0	0	0	0	0	5	Matt Hellickson	0	2	0	0	2	-2	-2
4	Walker, Sammy	1	0	1	0	2	+3	8	Tory Dello	2	0	0	1	3	-1	0	0
5	LaCombe, Jackson	1	0	0	0	1	0	0	8	Matt Steeves	0	0	0	0	0	0	+1
6	Sorenson, Jonny	0	1	0	1	0	0	0	11	Cam Burke	0	0	0	0	0	0	+1
7	Marooney, Joey	0	0	0	0	0	-2	13	Colin Theisen	3	0	1	0	4	+1	0	0
8	Walt, Garrett	0	1	0	0	1	-1	14	Jesse Lansdell	0	0	0	0	0	0	+1	1
9	Reedy, Scott	1	1	1	4	7	+2	15	Michael Graham	2	0	0	0	2	-1	0	0
10	Zuhldorf, Ryan	2	1	2	0	5	+1	16	Alex Steeves	0	0	0	0	0	0	-1	0
11	Brodzinski, Bryce	1	0	0	1	0	0	17	Pierce Crawford	0	0	0	0	0	0	0	0
12	Johnson, Ryan	1	0	0	1	0	0	18	Graham Slaggert	1	1	1	0	3	-3	0	0
13	Nelson, Jaxon	1	1	0	0	2	0	19	Mike O'Leary	1	1	1	0	3	+1	0	0
14	Perbix, Jack	0	0	0	1	0	-2	20	Jake Pivonka	3	0	1	0	4	-2	0	0
15	McLaughlin, Blake	2	1	0	0	3	+3	24	Spencer Stastney	1	0	1	0	2	0	0	0
16	Meyers, Ben	0	1	2	1	4	0	26	Cam Morrison	0	1	0	0	1	0	0	0
17	Staudacher, Matt	0	1	0	1	2	+1	27	Trevor Janicke	1	1	2	0	4	+1	0	0
18	Ranta, Sampo	1	2	0	0	4	0	29	Charlie Raith	1	1	0	0	2	+1	0	0
19	Close, Justin	dnp	dnp	dnp	dnp	dnp	dnp	TM TEAM	0	0	0	0	0	0	0	0	0
20	Moe, Jared	dnp	dnp	dnp	dnp	dnp	dnp	30	Ryan Bischel	dnp	dnp	dnp	dnp	dnp	dnp	dnp	dnp
Totals		11	10	11	2	34	+5	33	Nick Sanford	dnp	dnp	dnp	dnp	dnp	dnp	dnp	dnp

GOALTENDERS																		
#	Minnesota	Dec	Min	GA	1	2	3	Saves	#	Notre Dame	Dec	Min	GA	1	2	3	Saves	
45	LaFontaine, Jack	T	65:00	3	18	7	12	2	39	32	Cale Morris	T	65:00	3	9	10	2	31

PENALTY SUMMARY													
Prd	Player	Team	Min	Offense	Time	Prd	Player	Team	Min	Offense	Time		
1st	Walker, Sammy	MINN	2	Slashing	17:23	PP	2nd	Johnson, Ryan	ND	2	Hooking	15:13	PP
2nd	Michael Graham	ND	2	Hooking	04:32	PP	2nd	Alex Steeves	ND	2	Tripping	17:45	PP
2nd	McLaughlin, Blake	MINN	2	Slashing	08:18	PP	3rd	Mike O'Leary	ND	2	Slashing	05:51	PP
2nd	Tory Dello	ND	2	Cross-Checking	08:18	PP	3rd	Alex Steeves	ND	2	High Sticking	17:34	PP

Minnesota-LaFontaine, Jack (6-6-4). Notre Dame-Cale Morris (9-10-6).  
Minnesota was the shootout 1-0

Referee's signature

**Hockey Game Box Score (Final)**  
Minnesota vs Notre Dame (Feb 15, 2020 at Notre Dame, Ind.)

Minnesota (14-11-5, 9-6-5-4 B1G) vs. Notre Dame (12-12-6, 7-8-5-3 B1G)  
Date: Feb 15, 2020 • Location: Notre Dame, Ind. • Arena: Compton Family Arena  
Attendance: 5804 • Start time: 6:05 PM • End time: 8:15 PM • Total time: 2:10

Prd	Time	Team	Scored by	Assists	Vis. on ice	Home on ice	Goals by Period					
Team	1	2	3	OT	Tot	Team	1	2	3	OT	Tot	
1st	08:01	ND	EV Nick Leivermann/5	Colin Theisen/11	23,17,21,25,55	4,13,19,24,27	MINN	2	0	1	0	3
3rd	03:34	MINN	EV Meyers, Ben/7	McManus, Brannon/14	39,7,55,23,58	5,6,26,15,14	ND	1	2	0	0	3
3rd	06:16	MINN	PP McLaughlin, Blake/8	Walker, Sammy/17	27,7,9,3,39	24,2,14,20						

TEAM SUMMARY																	
#	Minnesota	1	2	3	OT	Tot	+	-	#	Notre Dame	1	2	3	OT	Tot	+	-
3	Stucker, Robbie	1	0	1	2	0	0	0	2	Nate Clurman	0	1	0	0	1	0	0
4	Brinkman, Ben	0	0	0	0	0	0	0	4	Nick Leivermann	0	1	0	1	0	0	0
7	McManus, Brannon	0	0	0	0	0	+1	5	Matt Hellickson	0	2	0	2	-1	0	0	0
9	Walker, Sammy	0	0	0	0	0	0	0	6	Tory Dello	0	1	0	1	-1	0	0
10	LaCombe, Jackson	0	0	0	0	0	0	0	8	Matt Steeves	0	0	1	0	1	0	0
11	Sorenson, Jonny	0	0	0	1	0	0	0	10	Cam Burke	0	0	0	0	0	0	0
13	Munson, Cullen	0	0	0	0	0	0	0	13	Colin Theisen	0	1	2	0	3	0	0
17	Walt, Garrett	1	0	1	1	-1	0	1	13	Colin Theisen	0	1	0	1	+1	0	0
19	Reedy, Scott	0	0	0	0	0	0	0	14	Jesse Lansdell	0	0	0	0	0	-1	0
20	Zuhldorf, Ryan	0	0	0	0	0	0	0	15	Michael Graham	0	0	1	1	-1	0	0
21	Burke, Nathan	0	0	0	0	0	-1	16	Alex Steeves	0	1	0	1	0	0	0	0
22	Brodzinski, Bryce	1	1	0	2	0	0	0	17	Pierce Crawford	0	1	0	1	0	0	0
23	Johnson, Ryan	0	0	0	0	0	0	0	18	Graham Slaggert	0	1	0	1	0	0	0
24	Nelson, Jaxon	1	1	1	3	0	0	0	19	Mike O'Leary	0	1	2	+1	0	0	0
25	Perbix, Jack	0	0	0	0	0	-1	20	Jake Pivonka	0	0	1	1	0	0	0	0
27	McLaughlin, Blake	4	0	1	5	0	0	0	22	Spencer Stastney	0	0	1	1	+1	0	0
39	Meyers, Ben	1	1	1	3	+1	0	0	26	Cam Morrison	0	3	1	4	-1	0	0
55	Staudacher, Matt	1	0	1	0	0	-1	0	27	Trevor Janicke	1	2	1	4	+1	0	0
58	Ranta, Sampo	5	2	1	8	+1	0	0	29	Charlie Raith	0	0	0	0	0	0	0
1	Close, Justin	dnp	dnp	dnp	dnp	dnp	dnp	30	Ryan Bischel	dnp	dnp	dnp	dnp	dnp	dnp	dnp	dnp
31	Moe, Jared	dnp	dnp	dnp	dnp	dnp	dnp	33	Nick Sanford	dnp	dnp	dnp	dnp	dnp	dnp	dnp	dnp
Totals		15	5	6	26	0	0	0	Totals	1	16	8	25	0	0	0	0

GOALTENDERS																	
#	Minnesota	Dec	Min	GA	1	2	3	Saves	#	Notre Dame	Dec	Min	GA	1	2	3	Saves
45	LaFontaine, Jack	W	59:58	1	15	8	24	32	32	Cale Morris	L	58:30	2	15	5	4	24
EMPTY NET			0:02	0	0	0	0	0	EMPTY NET			1:30	0	0	0	0	0

PENALTY SUMMARY													
Prd	Player	Team	Min	Offense	Time	Prd	Player	Team	Min	Offense	Time		
1st	Jesse Lansdell	ND	2	Interference	10:22	PP	2nd	Sorenson, Jonny	MINN	2	Boarding	15:06	PP
1st	McManus, Brannon	MINN	2	Holding	11:06	PP	2nd	Colin Theisen	ND	2	Tripping	09:28	PP
2nd	Cam Burke	ND	2	Hooking	08:11	PP	2nd	Cam Morrison	ND	2	Clb Elbow	15:39	PP

Win-LaFontaine, Jack (7-6-4). Loss-Cale Morris (9-11-6).  
Referee's signature

**Hockey Game Box Score (Final)**  
Notre Dame vs Michigan (Feb 21, 2020 at Ann Arbor, Mich.)

Notre Dame (13-12-6, 8-8-5-3) vs. Michigan (15-13-3, 10-9-2-1)  
Date: Feb 21, 2020 • Location: Ann Arbor, Mich. • Arena: Yost Ice Arena  
Attendance: 5800 • Start time: 6:01 PM • End time: 8:31 PM • Total time: 2:30

Prd	Time	Team	Scored by	Assists	Vis. on ice	Home on ice	Goals by Period					
Team	1	2	3	OT	Tot	Team	1	2	3	OT	Tot	
1st	04:05	ND	EV Cam Morrison/9	Michael Graham/12	26,15,16,2,24	6,20,10,17,16	ND	0	0	2	2	4
3rd	07:31	ND	EV Matt Hellickson/5	Michael Graham/14	5,15,6,13,16	25,23,13,7,5	MICH	0	0	1	1	1
3rd	19:17	MICH	EX Jacob Hayhurst/8	Tory Dello/9	11,5,19,6,26	16,13,10,4,17						

Referee: Barry Pochmara  
Linesman: Joseph Hutek

TEAM SUMMARY															
#	Notre Dame	G	A	PI	Sh	+/-	Bl	#	Michigan	G	A	PI	Sh	+/-	Bl
2	Nate Clurman	0	0	0	1	+1	3	2	Luke Martin	0	0	2	0	0	2
4	Nick Leivermann	0	0	0	1	0	0	4	Cam York	0	0	0	3	+1	4
5	Matt Hellickson	1	0	0	1	0	3	5	Griffin Luce	0	0	0	1	-1	3
6	Tory Dello	0	1	0	2	0	1	6	Jack Summers	0	0	0	2	-1	0
8	Matt Steeves	0	0	0	0	0	2	7	Nick Blankenburg	0	0	0	1	0	1
10	Cam Burke	0	0	0	0	0	0	8	Jack Becker	0	0	1	0	0	1
11	Cal Burke	0	0	0	0	0	0	8	Jack Becker	0	0	1	0	0	1
11	Cal Burke	0	0	0	2	-1	0	10	Will Lockwood	0	0	2	0	0	0
13	Colin Theisen	0	0	1	1	0	+1	12	Dakota Raabe	0	0	0	0	0	0
14	Jesse Lansdell	0	2	1	0	0	0	13	Jake Slaker	0	0	0	0	0	0
15	Michael Graham	0	2	0	3	+2	0	16	Jacob Hayhurst	0	0	0	0	0	0
16	Alex Steeves	0	1	0	6	+2	0	17	Johnny Beecher	0	0	0	0	1	-1
17	Pierce Crawford	0	0	1	0	0	1	20	Keaton Pehrson	0	0	1	0	-1	0
18	Graham Slaggert	0	0	1	0	0	0	21	Michael Pastujov	0	0	0	0	0	-1
19	Mike O'Leary	0	0	0	3	-1	0	23	Jimmy Lambert	0	0	0	0	2	0
20	Jake Pivonka	0	0	0	0	0	0	25	Luke Morgan						

### #1 Dylan St. Cyr

#### Saves

-- 46 (vs. Denver 10/13/17)

#### Goals Against

5 (2x - vs. Omaha 10/26/17)

#### Shutouts (2)

-- vs. Alabama Huntsville 10/7/17 (W, 4-0; 34 saves)

-- vs. RPI 12/1/18 (W, 3-0; 33 saves)

### #2 Nate Clurman

Goals: n/a

Assists: 2 (at Wisconsin 11/16/19)

Points: 2 (at Wisconsin 11/16/19)

Multi-Point Games: 1

Point Streak: 2 games (Jan. 24 - pres.; 0-2-2)

Most Recent Goal: n/a

### #3 Ryan Carmichael

Goals: n/a

Assists: n/a

Points: n/a

Multi-Point Games: n/a

Point Streak: n/a

Most Recent Goal: n/a

### #4 Nick Leivermann

Goals: 2 (at Minnesota 11/1/19)

Assists: 2 (at Bowling Green 11/30/19)

Points: 2 (at Minnesota 11/1/19)

Multi-Point Games: 2

Point Streak: 3 games (Oct. 13 - 25.; 0-2-2)

Most Recent Goal: vs. Minnesota 2/15/20

### #5 Matt Hellickson

Goals: 1 (12x - at Michigan 2/21/20)

Assists: 2 (5x - vs. Penn State 12/14/19)

Points: 3 (at Penn State 12/7/18)

Multi-Point Games: 5

Point Streak: 5 games (Oct. 13 - Nov. 2; 2-3-5)

Most Recent Goal: at Michigan 2/21/20

### #6 Tory Dello

Goals: 1 (6x - at Michigan 2/22/20)

Assists: 2 (4x - Air Force 10/13/19)

Points: 2 (5x - at Penn State 2/1/20)

Multi-Point Games: 5

Point Streak: 4 games (Feb. 12-23; 0-5-5)

Most Recent Goal: at Michigan 2/22/20

### #8 Matt Steeves

Goals: 1 (5x - at Ohio State 1/18/20)

Assists: 1 (6x - at Wisconsin 11/16/19)

Points: 1 (11x - at Ohio State 1/18/20)

Multi-Point Games: N/A

Point Streak: 2 games (twice)

Most Recent Goal: at Ohio State 1/18/20

### #10 Cam Burke

Goals: 1 (6x - at Wisconsin 11/16/19)

Assists: 1 (2x - vs. Minnesota 2/14/20)

Points: 1 (8x - vs. Minnesota 2/14/20)

Multi-Point Games: n/a

Point Streak: n/a

Most Recent Goal: at Wisconsin 11/16/19

### #11 Cal Burke

Goals: 3 (at Wisconsin 12/9/17 & vs. Mercyhurst 10/12/18)

Assists: 3 (2x - vs. Lake Superior 10/25/19)

Points: 5 (at Omaha 10/20/18)

Multi-Point Games: 15

Point Streak: 7 games (Nov. 17, 2018 - Dec. 31, 2018)

Most Recent Goal: at Penn State 2/1/2

### #13 Colin Theisen

Goals: 2 (3x - vs. Air Force 10/13/19)

Assists: 2 (5x - vs. Wisconsin 1/24/20)

Points: 3 (2x - vs. Wisconsin 1/24/20)

Multi-Point Games: 10

Point Streak: 5 games (Oct. 19- Nov. 3, 2017; 3-4-7)

Most Recent Goal: vs. Minnesota 2/14/20

### #14 Jesse Lansdell

Goals: 1 (at Wisconsin 11/16/19)

Assists: 1 (6x - at Michigan 2/22/20)

Points: 2 (at Wisconsin 11/16/19)

Multi-Point Games: 1

Point Streak: n/a

Most Recent Goal: at Wisconsin 11/16/19

### #15 Michael Graham

Goals: 2 (4x - vs. Wisconsin 2/16/18)

Assists: 3 (at Western Michigan 1/5/20)

Points: 4 (vs. Michigan State 1/25/19)

Multi-Point Games: 9

Point Streak: 3 games (Jan. 18-25, 2019; 6-3-9)

Most Recent Goal: at Penn State 1/31/20

### #16 Alex Steeves

Goals: 2 (4x - at Ohio State 1/17/20)

Assists: 3 (vs. Wisconsin 1/25/20)

Points: 4 (vs. Wisconsin 1/25/20)

Multi-Point Games: 7

Point Streak: 5 games (Dec. 8 - Jan. 5; 4-3-7)

Most Recent Goal: vs. Wisconsin 1/25/20

### #17 Pierce Crawford

Goals: 1 (3x - vs. Ohio State 11/8/19)

Assists: 1 (5x - at Michigan 2/22/20)

Points: 1 (8x - at Michigan 2/22/20)

Multi-Point Games: n/a

Point Streak: 2 games (March 1-2; 0-2-2)

Most Recent Goal: vs. Ohio State 11/8/19

### #18 Graham Slaggert

Goals: 1 (7x - at Penn State 2/1/2)

Assists: 1 (9x - at Wisconsin 11/16/19)

Points: 2 (at Ohio State 1/17/20)

Multi-Point Games: 1

Point Streak: 2 games (Oct. 13 -25.; 1-1-2)

Most Recent Goal: at Penn State 2/1/2

### #19 Mike O'Leary

Goals: 2 (3x - vs. Lake Superior 10/26/19)

Assists: 4 (vs. Michigan State 1/25/19)

Points: 4 (2x - vs. Michigan State 1/25/19)

Multi-Point Games: 10

Point Streak: 5 games (Oct. 11 - Nov. 1; 5-7-12)

Most Recent Goal: at Penn State 1/31/20

### #20 Jake Pivonka

Goals: 1 (6x - vs. Bowling Green 11/29/19)

Assists: 2 (at Michigan 11/10/18)

Points: 2 (2x - vs. Lake Superior 10/26/19)

Multi-Point Games: 2

Point Streak: 4 games (Oct. 13 - .)

Most Recent Goal: vs. Bowling Green 11/29/19

### #21 Max Ellis

Goals: 1 (vs. Penn State 12/14/19)

Assists: n/a

Points: 1 (vs. Penn State 12/14/19)

Multi-Point Games: n/a

Point Streak: n/a

Most Recent Goal: vs. Penn State 12/14/19

### #22 Jack MacNab

Goals: n/a

Assists: n/a

Points: n/a

Multi-Point Games: n/a

Point Streak: n/a

Most Recent Goal: n/a

### #24 Spencer Stastney

Goals: 1 (4x - at Michigan 2/22/20)

Assists: 2 (3x - vs. Wisconsin 1/25/20)

Points: 3 (vs. Lake Superior 10/26/19)

Multi-Point Games: 4

Point Streak: 2 games (Jan. 24 - pres.; 0-4-4)

Most Recent Goal: at Michigan 2/22/20

### #25 Solag Bakich

Goals: 1 (vs. Ohio State 11/8/19)

Assists: n/a

Points: 1 (vs. Ohio State 11/8/19)

Multi-Point Games: n/a

Point Streak: n/a

Most Recent Goal: vs. Ohio State 11/8/19

**#26 Cam Morrison**

Goals: 2 (2x - vs. Michigan State 2/23/18)  
 Assists: 3 (2x - at Minnesota 11/1/19)  
 Points: 3 (4x at at Western Michigan 1/5/20)  
 Multi-Point Games: 15  
 Point Streak: 5 games (Nov. 27, 2018 - Dec. 8, 2018)  
 Most Recent Goal: at Michigan 2/22/20

**#27 Trevor Janicke**

Goals: 1 (7x - vs. Boston College 12/8/19)  
 Assists: 1 (5x - at Penn State 1/31/20)  
 Points: 2 (3x - vs. Ohio State 11/8/19)  
 Multi-Point Games: 3  
 Point Streak: 4 games (Oct. 26 - Nov. 8, 2019.; 4-3-7)  
 Most Recent Goal: vs. Boston College 12/8/19

**#28 Christian DiCesare**

Goals: n/a  
 Assists: n/a  
 Points: n/a  
 Multi-Point Games: n/a  
 Point Streak: n/a  
 Most Recent Goal: n/a

**#29 Charlie Raith**

Goals: 1 (2x - vs. Wisconsin 1/25/20)  
 Assists: 1 (vs. Ohio State 11/9/19)  
 Points: 1 (3x - vs. Wisconsin 1/25/20)  
 Multi-Point Games: n/a  
 Point Streak: n/a  
 Most Recent Goal: vs. Wisconsin 1/25/20

**#30 Ryan Bischel**

**Saves**  
 -- 33 (vs. Air Force 10/11/19)  
**Goals Against**  
 5 (at Bowling Green 11/30/19)  
**Shutouts (0)**  
**Assists (1)**  
 -- vs. Wisconsin 1/24/20 (L, 6-4)

**#33 Nick Sanford**

Saves: n/a  
 Goals Against: n/a  
 Shutouts: n/a  
 Points: n/a

**#32 Cale Morris**

**Saves**  
 -- 55 (at Penn State 2/3/18)  
 -- 49 (vs. Michigan State 1/25/19)  
 -- 48 (at Penn State 2/2/18)  
 -- 46 (vs. Penn State 3/23/19)  
 -- 45 (at Penn State 1/31/20)  
 -- 44 (vs. Minnesota 11/24/17)  
 -- 44 (at Penn State 12/7/18)

**Goals Against**

6 (vs. Mercyhurst 10/12/18)

**Shutouts (10)**

-- vs. Penn State 11/11/17 (W, 1-0; 33 saves)  
 -- at RPI 11/18/17 (W, 1-0; 25 saves)  
 -- vs. Minnesota 11/24/17 (W, 1-0; 44 saves)  
 -- at Michigan State 12/2/17 (W, 2-0; 23 saves)  
 -- vs. Providence 10/13/18 (W, 3-0; 22 saves)  
 -- vs. Boston College 12/31/18 (W, 4-0; 20 saves)  
 -- vs. Michigan State 3/8/19 (W, 1-0; 27 saves -- B1G QFinals)  
 -- vs. Michigan State 3/9/19 (W, 2-0; 28 saves -- B1G QFinals)  
 -- vs. Penn State 12/14/19 (W, 3-0; 37 saves)  
 -- at Michigan 2/22/20 (W, 3-0; 19 saves)

**Assists (2)**

-- at RPI 11/17/17 (W, 4-1)  
 -- vs. RPI 11/30/18 (W, 5-1)

**Cale Morris 2019-20 Game-by-Game**

Date	Opponent	Score	Minutes	GA	GAAvg	Saves	Save%	W	L	T	PP	SH	EN	PN	SO
Oct 26, 2019	LAKE SUPERIOR STATE	6-4	60:00	4	4.00	29	.879	1	0	0	1	0	0	0	0
Nov 01, 2019	at Minnesota	2-2	65:00	2	2.88	23	.897	1	0	1	0	0	0	0	0
Nov 02, 2019	at Minnesota	5-3	60:00	3	2.92	24	.894	2	0	1	0	0	0	0	0
Nov 08, 2019	OHIO STATE	3-2	63:59	2	2.65	25	.902	3	0	1	0	0	0	0	0
Nov 09, 2019	OHIO STATE	2-1	59:38	1	2.33	24	.912	4	0	1	0	0	0	0	0
Nov 15, 2019	at Wisconsin	0-3	58:29	2	2.29	32	.918	4	1	1	2	0	0	0	0
Nov 16, 2019	at Wisconsin	5-4	61:58	4	2.52	31	.913	5	1	1	1	0	0	0	0
Nov 22, 2019	at Michigan State	1-1	64:25	1	2.31	18	.916	5	1	2	0	0	0	0	0
Nov 23, 2019	at Michigan State	2-3	59:14	3	2.39	26	.913	5	2	2	0	0	0	0	0
Nov 29, 2019	BOWLING GREEN	2-5	40:00	4	2.63	17	.905	5	3	2	1	0	0	0	0
Dec 06, 2019	at Boston College	0-4	60:00	4	2.76	22	.900	5	4	2	1	1	0	0	0
Dec 08, 2019	BOSTON COLLEGE	1-6	50:53	6	3.07	21	.890	5	5	2	2	0	0	0	0
Dec 13, 2019	PENN STATE	2-4	58:46	3	3.07	36	.894	5	6	2	1	0	0	0	0
Dec 14, 2019	PENN STATE	3-0	60:00	0	2.85	37	.903	6	6	2	0	0	0	0	0
Jan 03, 2020	WESTERN MICHIGAN	1-1	65:00	1	2.70	42	.911	6	6	3	0	0	0	0	0
Jan 05, 2020	at Western Michigan	4-1	60:00	1	2.60	40	.916	7	6	3	1	0	0	0	0
Jan 10, 2020	MICHIGAN	0-3	58:57	2	2.56	15	.915	7	7	3	1	0	0	0	0
Jan 11, 2020	MICHIGAN	1-3	58:59	2	2.53	32	.917	7	8	3	1	0	0	0	0
Jan 17, 2020	at Ohio State	4-4	65:00	4	2.60	27	.914	7	8	4	1	0	0	0	0
Jan 18, 2020	at Ohio State	1-2	58:25	2	2.57	14	.913	7	9	4	1	0	0	0	0
Jan 24, 2020	WISCONSIN	4-6	43:18	5	2.73	19	.908	7	10	4	2	0	0	0	0
Jan 25, 2020	WISCONSIN	5-2	60:00	2	2.69	35	.910	8	10	4	1	1	0	0	0
Jan 31, 2020	at Penn State	3-3	64:56	3	2.70	45	.912	8	10	5	0	0	0	0	0
Feb 01, 2020	at Penn State	4-2	60:00	2	2.67	23	.913	9	10	5	0	0	0	0	0
Feb 14, 2020	MINNESOTA	3-3	65:00	3	2.67	31	.912	9	10	6	0	0	0	0	0
Feb 15, 2020	MINNESOTA	1-2	58:30	2	2.65	24	.913	9	11	6	1	0	0	0	0
Feb 21, 2020	at Michigan	2-1	60:00	1	2.59	34	.915	10	11	6	0	0	0	0	0
Feb 22, 2020	at Michigan	3-0	60:00	0	2.49	19	.917	11	11	6	0	0	0	0	0
Totals			1660:27	69	2.49	765	.917	11	11	6	18	2	0	0	0

**NOTRE DAME CAREER RECORDS**

**Goals-Against Average**

1. Jordan Pearce (2005-09)	1.98
2. Cale Morris (2016-present)	2.18
3. Steven Summerhays (2010-14)	2.19
4. Cal Petersen (2014-)	2.26
5. David Brown (2003-07)	2.32

**Save Percentage**

1. Cale Morris (2016-present)	.932
2. Cal Petersen (2014-)	.924
3. Jordan Pearce (2005-09)	.918
4. David Brown (2003-07)	.916
5. Steven Summerhays (2010-14)	.914

Solag Bakich

Table with 12 columns: Season, GP, G, A, Points, Shots, Shot%, Pen-Min, +/-, PPG, SHG, GWG. Data for Solag Bakich from 2019 to Total.

Ryan Bischel

Table with 12 columns: Season, GP, G, A, Points, Shots, Shot%, Pen-Min, +/-, PPG, SHG, GWG. Data for Ryan Bischel from 2019 to Total.

Table with 13 columns: Goalie, GP-GS, Minutes, GA, GAAvg, Saves, Save%, W, L, T, Sho, PPG, SHG. Data for Ryan Bischel's goaltending from 2019 to Total.

Cal Burke

Table with 12 columns: Season, GP, G, A, Points, Shots, Shot%, Pen-Min, +/-, PPG, SHG, GWG. Data for Cal Burke from 2016 to 2019 and Total.

Cam Burke

Table with 12 columns: Season, GP, G, A, Points, Shots, Shot%, Pen-Min, +/-, PPG, SHG, GWG. Data for Cam Burke from 2018 to 2019 and Total.

Ryan Carmichael

Table with 12 columns: Season, GP, G, A, Points, Shots, Shot%, Pen-Min, +/-, PPG, SHG, GWG. Data for Ryan Carmichael from 2019 to Total.

Nate Clurman

Table with 12 columns: Season, GP, G, A, Points, Shots, Shot%, Pen-Min, +/-, PPG, SHG, GWG. Data for Nate Clurman from 2018 to 2019 and Total.

Pierce Crawford

Table with 12 columns: Season, GP, G, A, Points, Shots, Shot%, Pen-Min, +/-, PPG, SHG, GWG. Data for Pierce Crawford from 2017 to 2019 and Total.

Dylan St. Cyr

Table with 13 columns: Season, GP, G, A, Points, Shots, Shot%, Pen-Min, +/-, PPG, SHG, GWG. Data for Dylan St. Cyr from 2017 to 2019 and Total. Includes a separate row for Goalie stats.

Tory Dello

Table with 12 columns: Season, GP, G, A, Points, Shots, Shot%, Pen-Min, +/-, PPG, SHG, GWG. Data for Tory Dello from 2016 to 2019 and Total.

Max Ellis

Table with 12 columns: Season, GP, G, A, Points, Shots, Shot%, Pen-Min, +/-, PPG, SHG, GWG. Data for Max Ellis from 2019 to Total.

Michael Graham

Table with 12 columns: Season, GP, G, A, Points, Shots, Shot%, Pen-Min, +/-, PPG, SHG, GWG. Data for Michael Graham from 2018 to 2019 and Total.

Matt Hellickson

Table with 12 columns: Season, GP, G, A, Points, Shots, Shot%, Pen-Min, +/-, PPG, SHG, GWG. Data for Matt Hellickson from 2017 to 2019 and Total.

Trevor Janicke

Table with 12 columns: Season, GP, G, A, Points, Shots, Shot%, Pen-Min, +/-, PPG, SHG, GWG. Data for Trevor Janicke from 2019 to Total.

Jesse Lansdell

Table with 12 columns: Season, GP, G, A, Points, Shots, Shot%, Pen-Min, +/-, PPG, SHG, GWG. Data for Jesse Lansdell from 2019 to Total.

Nick Leivermann

Table with 12 columns: Season, GP, G, A, Points, Shots, Shot%, Pen-Min, +/-, PPG, SHG, GWG. Data for Nick Leivermann from 2018 to 2019 and Total.

Jack MacNab

Cale Morris

Table with 12 columns: Season, GP, G, A, Points, Shots, Shot%, Pen-Min, +/-, PPG, SHG, GWG. Data for Jack MacNab from 2016 to 2019 and Total.

Table with 13 columns: Goalie, GP-GS, Minutes, GA, GAAvg, Saves, Save%, W, L, T, Sho, PPG, SHG. Data for Jack MacNab's goaltending from 2016 to 2019 and Total.

Cam Morrison

Table with 12 columns: Season, GP, G, A, Points, Shots, Shot%, Pen-Min, +/-, PPG, SHG, GWG. Data for Cam Morrison from 2016 to 2019 and Total.

Mike O'Leary

Table with 12 columns: Season, GP, G, A, Points, Shots, Shot%, Pen-Min, +/-, PPG, SHG, GWG. Data for Mike O'Leary from 2016 to 2019 and Total.

Jake Pivonka

Table with 12 columns: Season, GP, G, A, Points, Shots, Shot%, Pen-Min, +/-, PPG, SHG, GWG. Data for Jake Pivonka from 2018 to 2019 and Total.

Charlie Raith

Table with 12 columns: Season, GP, G, A, Points, Shots, Shot%, Pen-Min, +/-, PPG, SHG, GWG. Data for Charlie Raith from 2019 to Total.

Nick Sanford

Graham Slaggert

Table with 12 columns: Season, GP, G, A, Points, Shots, Shot%, Pen-Min, +/-, PPG, SHG, GWG. Data for Nick Sanford from 2018 to 2019 and Total.

Spencer Stastney

Table with 12 columns: Season, GP, G, A, Points, Shots, Shot%, Pen-Min, +/-, PPG, SHG, GWG. Data for Spencer Stastney from 2018 to 2019 and Total.

Alex Steeves

Table with 12 columns: Season, GP, G, A, Points, Shots, Shot%, Pen-Min, +/-, PPG, SHG, GWG. Data for Alex Steeves from 2018 to 2019 and Total.

Matt Steeves

Table with 12 columns: Season, GP, G, A, Points, Shots, Shot%, Pen-Min, +/-, PPG, SHG, GWG. Data for Matt Steeves from 2017 to 2019 and Total.

Colin Theisen

Table with 12 columns: Season, GP, G, A, Points, Shots, Shot%, Pen-Min, +/-, PPG, SHG, GWG. Data for Colin Theisen from 2017 to 2019 and Total.



1

**DYLAN ST. CYR**

Jr., Goaltender  
Northville, MI



2

**NATE CLURMAN**

So., Defenseman  
Boulder, CO



3

**RYAN CARMICHAEL**

Fr., Defenseman  
Greenwich, CT



4

**NICK LEIVERMANN**

So., Defenseman  
Eden Prairie, MN



5

**MATT HELLICKSON**


Jr., Defenseman  
Rogers, MN



6

**TORY DELLO**

Sr., Defenseman  
Crystal Lake, IL



8

**MATT STEEVES**

Jr., Forward  
Eden Prairie, MN



10

**CAM BURKE**

So., Forward  
Boxborough, MA



11

**CAL BURKE**


Sr., Forward  
Boxborough, MA



13

**COLIN THEISEN**

Jr., Forward  
Monroe, MI



14

**JESSE LANSDELL**


Fr., Forward  
Surrey, British Columbia



15

**MICHAEL GRAHAM**

So., Forward  
Eden Prairie, MN



16

**ALEX STEEVES**


So., Forward  
Eden Prairie, MN



17

**PIERCE CRAWFORD**


Jr., Forward  
Park Ridge, IL



18

**GRAHAM SLAGGERT**

So., Forward  
South Bend, IN



19

**MIKE O'LEARY**

Sr., Forward  
Halifax, Nova Scotia



20

**JAKE PIVONKA**

So., Forward  
Naperville, IL



21

**MAX ELLIS**

Fr., Forward  
Canton, MI



22

**JACK MACNAB**

Fr., Forward  
Indianapolis, IN



24

**SPENCER STASTNEY**

So., Defenseman  
Mequon, WI



**SOLAG BAKICH**  
Fr., Forward  
Dallas, TX



**CAM MORRISON**  
Sr., Forward  
Aurora, Ontario



**TREVOR JANICKE**  
Fr., Forward  
Maple Grove, MN



**CHRISTIAN DICESARE**  
Fr., Defenseman  
Morristown, NJ



**CHARLIE RAITH**  
So., Defenseman  
Winnetka, IL



**RYAN BISCHEL**  
Fr., Goaltender  
Medina, MN



**CALE MORRIS**  
Sr., Goaltender  
Larkspur, CO



**NICK SANFORD**  
Jr., Goaltender  
Morristown, NJ



**JEFF JACKSON**  
Head Coach



**PAUL POOLEY**  
Associate Head Coach



**ANDY SLAGGERT**  
Associate Head Coach




**NICK SIERGIEJ**  
Coordinator of  
Hockey Operations



**RON GROVE**  
Equipment Specialist



**KEVIN RICKS**  
Athletic Trainer




**TONY ROLINSKI**  
Strength and  
Conditioning Coach



**KYLE LAWSON**  
Volunteer  
Assistant Coach



**JACK CEGLARSKI**  
Hockey Operation Intern



**REV. JOHN CONLEY,  
C.S.C.**  
Team Chaplain