



NOTRE DAME

WOMEN'S BASKETBALL

FIGHTING IRISH MEDIA

Primary Women's Basketball Contact

| | |
|-----------------------------------|---------------------------------|
| Josh Bates @Josh13Bates | jbbates2@nd.edu 574-310-9954 |
|-----------------------------------|---------------------------------|

GAME 23

WAKE FOREST (12-10, 5-6)

2019-20 RESULTS (8-14, 3-7)

| Date | Opponent | TV | Time/Result |
|--------|-----------------------|------------|---------------|
| N5 | at Fordham | ESPN+ | W, 60-55 |
| N8 | Loyola Maryland | ACCNX | W, 84-60 |
| N11 | (RV/RV) Tennessee | ESPN2 | L, 74-63 |
| N14 | #16/21 Michigan State | ACCN | L, 72-69 |
| N20 | Toledo | ACCNX | W, 54-51 |
| N23 | at #21/19 Michigan | BTN+ | W, 76-72 |
| N28 | FGCU + | Flo Stream | L, 69-60 |
| N29 | South Dakota State + | Flo Stream | L, 65-59 |
| N30 | #21/20 USF + | Flo Stream | W, 67-51 |
| D4 | (RV/RV) Minnesota ^ | ACCN | L, 75-67 |
| D8 | at #4/4 UConn & | ESPN | L, 81-57 |
| D11 | #16/15 DePaul | ACCN | L, 105-94 |
| D29 | Clemson * | RSN | L, 71-55 |
| J2 | at Pittsburgh * | ACCNX | W, 60-52 |
| J5 | at Syracuse * | ACCN | L, 74-63 (OT) |
| J9 | Boston College * | ACCNX | L, 75-65 |
| J12 | #9/8 NC State * | ACCN | L, 90-56 |
| J16 | at Duke * | ACCN | L, 50-47 |
| J19 | Miami * | ACCN | W, 76-53 |
| J26 | at Virginia * | ACCNX | L, 90-60 |
| J30 | #5/4 Louisville * | ESPNNews | L, 86-54 |
| F2 | at Georgia Tech * | ACCN | W, 59-51 |
| F6 | at Wake Forest * | ACCNX | 7 pm |
| F9 | Pittsburgh * | ACCN | 4 pm |
| F13 | at Boston College * | ACCNX | 7 pm |
| F16 | at Louisville * | ACCN | 3 pm |
| F20 | Virginia Tech * | RSN | 8 pm |
| F23 | Syracuse * | ACCN | 12 pm |
| F27 | North Carolina * | ACCNX | 7 pm |
| M1 | at Florida State * | ESPN2/ACCN | 2 pm |
| M4-8 | ACC Championships | | |
| M20-23 | NCAA 1st & 2nd Rounds | | |
| M27-30 | NCAA Regional Round | | |
| A3-5 | NCAA Final Four | | |

@ - Exhibition

+ - Cancun Challenge

^ - ACC/Big Ten Challenge

& - Jimmy V Classic | Hartford, Connecticut

* - Atlantic Coast Conference game

- ACC Tournament (Greensboro, N.C.)

! - NCAA Championship

GAME INFO

| | | |
|--|---|--|
| | Thursday, Feb. 6 7:00 p.m. ET | Winston-Salem, N.C. LJVM Coliseum (14,665) |
| | ACCNX | |
| | Pulse FM 96.9 /92.1/103.1 | Tony Simeone, Karen Keyes |
| | Follow the live stats on UND.com | |
| | @NDWBB #GoIrish | |

THE SERIES

| | | | |
|----------------|---------------|----------------------------------|------------|
| vs Wake Forest | ND leads, 7-0 | Last: ND won, 78-48, on 1/13/19 | Streak: W7 |
| at Wake Forest | ND leads, 3-0 | Last: ND won, 96-73, on 12/31/17 | Streak: W3 |

THE COACHES

| | Head Coach | At School | Overall |
|------|---------------|---------------------|---------------------|
| ND | Muffet McGraw | 843-248 (33rd year) | 931-289 (38th year) |
| WAKE | Jen Hoover | 110-134 (8th year) | 130-147 (9th year) |

BY THE NUMBERS

| | |
|---------------|--|
| 10,230 | The record breaking career amount of points lost with last year's starting five |
| 3,259 | Points lost from players last season (includes transfers and Prohaska) - equates to 94.4 percent of the offense |
| 1,007 | All-time Notre Dame program wins |
| 931 | Coach McGraw Career Wins |
| 843 | Coach McGraw wins at Notre Dame |
| 234 | Consecutive weeks ranked in the AP Poll before ND dropped out in week two (dated back to 2007-08 season) - ranked as the 3rd best active streak behind UConn and Baylor |
| 91-5 | Notre Dame's record in ACC play before this season. Now 94-12 |
| 67 | NCAA Tournament wins - 4th most in Division I |
| 58 | Straight conference wins at home (dating back to 2012) before the ACC season-opening loss to Clemson |
| 31 | Points scored by Brunelle vs. DePaul on Dec. 11 - ties most by a freshman in ND history |
| 27 | Total conference championships |
| 26 | Charges taken by Marta Sniezek |
| 24 | straight NCAA Championship appearances - fourth longest active streak & fifth longest all-time |
| 22 | Different All-Americans |
| 13.9 | Brunelle & Gilbert each average 13.9 ppg and lead all freshmen in scoring in the ACC. |
| 11 | 30-win seasons in program history |
| 9 | Final Four appearances - ranks as fifth most |
| 8 | Regular season league championships in a row (2 Big East / 6 ACC) |
| 7 | NCAA Title game appearances - 1 of 4 schools to do so (Tennessee, UConn and La Tech) // Brunelle became the first freshman to start her Irish career with seven double-digit scoring efforts |
| 3 | National ranking for Notre Dame's 2020 recruiting class - the highest in Coach McGraw's tenure |
| 2 | National Titles - Notre Dame is the seventh program with multiple national championships |
| 1 | Naismith Hall of Fame Coach |

NOTRE DAME ROSTER

| No. | Name | Position | Height | Year | Hometown | Previous School |
|-----|-------------------|----------|--------|------|------------------------|--------------------------|
| 1 | Kristin Baer | F | 6-2 | Gr. | San Jose, Calif. | St. Francis |
| 2 | Kaitlin Cole | G | 5-10 | Sr. | Toledo, Ohio | Sylvania Northview |
| 3 | Maggie Murdock | G | 5-8 | So. | Glencoe, Ill. | New Trier |
| 5 | Cate Murdock | G | 5-8 | So. | Glencoe, Ill. | New Trier |
| 10 | Katlyn Gilbert | G | 5-10 | So. | Indianapolis, Ind. | Heritage Christian |
| 12 | Abby Prohaska | G | 5-10 | So. | Liberty Township, Ohio | Lakota West |
| 13 | Marta Sniezek | G | 5-8 | Gs. | McLean, Va. | Stanford |
| 20 | Nicole Benz | G | 5-8 | Jr. | Valencia, Calif. | William S. Hart |
| 21 | Anaya Peoples | G | 5-10 | Fr. | Danville, Ill. | Schlarman |
| 22 | Danielle Cosgrove | F | 6-4 | So. | Holbrook, N.Y. | Sachem East |
| 24 | Destinee Walker | G | 5-10 | Gr. | Orlando, Fla. | North Carolina |
| 30 | Mikayla Vaughn | C | 6-3 | Jr. | Philadelphia, Penn. | Paul VI/Friends' Central |
| 33 | Sam Brunelle | F | 6-2 | Fr. | Ruckersville, Va. | William Monroe |
| 40 | Katie Keyes | F | 5-11 | Fr. | Ridgewood, N.J. | Ridgewood |

| | | | |
|---|-----------------|-----------------------|----------------------------|
| Karen & Kevin Keyes Women's Basketball Head Coach | Muffet McGraw | Saint Joseph's '77 | 33rd Season / 38th Overall |
| Associate Head Coach | Carol Owens | Northern Illinois '90 | 19th Season |
| Associate Head Coach | Beth Cunningham | Notre Dame '97 | 8th Season |
| Assistant Coach | Michaela Mabrey | Notre Dame '16 | 1st Season |
| Director of Operations | Angie Potthoff | Penn State '97 | 1st Season |
| Video Coordinator | James Spinelli | Temple '14 | 2nd Season |
| Sport Administrator | Katie Capps | Western Kentucky '02 | 5th Season |

AT THE HELM

Karen and Kevin Keyes head coach Muffet McGraw completed her 32nd season at the helm of the Irish (842-248) and 37th year overall as a head coach (930-289). With 930 career wins, McGraw ranks seventh all-time among Division I coaches. McGraw also ranks fifth among active coaches, trailing Tara VanDerveer, Geno Auriemma, Barbara Stevens and Vivian Stringer.

McGraw is also just one of four coaches (men's or women's basketball) in NCAA Division I history with over 900 wins, nine Final Fours and multiple national championships. The prestigious list includes Pat Summitt, Geno Auriemma and Duke men's coach Mike Krzyzewski.

In September of 2017, McGraw was enshrined into the Naismith Memorial Basketball Hall of Fame, becoming the 32nd woman ever to do so and 13th female coach.

Coach McGraw boasts nine Final Fours (third behind Auriemma and Summitt), seven NCAA title game appearances and the third most NCAA Tournament wins with 67. Coach McGraw is also the sixth different coach with multiple NCAA titles, joining Auriemma, Summitt, Linda Sharp, Tara VanDerveer and Kim Mulkey.

Finally, against the very school in which she began her head coaching career, Coach McGraw joined the 900-win club when the Irish defeated Lehigh on Dec. 30, 2018. McGraw became the fourth fastest Division I coach to

reach the 900 win milestone, doing so in 1,172 games:

| | |
|-----------------|-------------|
| Geno Auriemma | 1,034 games |
| Pat Summitt | 1,072 games |
| Tara VanDerveer | 1,104 games |

NCAA HISTORY

Notre Dame wrapped its 26th NCAA Championship appearance and 24th in a row. Their 24 straight appearances are the fourth longest active streak in the country and fifth best all-time.

Most Consecutive NCAA Berths

| No. | School | Streak | Years |
|-----|-------------------|-----------|-------------------|
| 1. | Tennessee | 38 | 1982-2019* |
| 2. | Stanford | 32 | 1988-2019* |
| 3. | UConn | 31 | 1989-2019* |
| 4. | Louisiana Tech | 25 | 1982-2011 |
| 5. | Notre Dame | 24 | 1996-2019* |

* denotes active streak

The Irish are 67-24 all-time in the NCAA Tournament, as their 67 wins rank fourth all-time.

Notre Dame joins Louisiana Tech, USC and Stanford with two NCAA titles behind UConn (11), Tennessee (8) and Baylor (3).

Notre Dame is one of three schools (Tennessee & UConn) to reach seven NCAA Title games. Their nine Final Four appearances are the fifth-most of any school behind Tennessee (18), UConn (18), Stanford (13) and La Tech (10).

PRONUNCIATION

| | |
|----------------|--------------|
| Katlyn Gilbert | Kate-lyn |
| Anaya Peoples | Uh-nay-uh |
| Abby Prohaska | Pro-hask-kuh |
| Marta Sniezek | Sneeze-ick |

TEAM INFORMATION

| | |
|------------------------------|--------------------------|
| Conference | Atlantic Coast |
| Home Arena (Capacity) | Purcell Pavilion (9,149) |
| Starters Returning/Lost | 0/5 |
| Total Returning/Lost | 6/8 |
| Newcomers | 4 |
| First Season | 1977-78 |
| Full Seasons | 41 |
| All-Time Record | 1,006-347 (.743) |
| NCAA Appearances/Record | 26 / 67-24 (.736) |
| First/Last NCAA Appearance | 1992 / 2018 |
| ACC Member | 2013-14 - present |
| ACC Regular Season | 93-12 (.892) |
| ACC Tournament | 17-1 (.933) |
| ACC Tournament Championships | 4 (2014-17) |

NATIONAL RANKINGS

2019-20 AP TOP 25
(Week 14)

1. South Carolina
2. Baylor
3. Oregon
4. UConn
5. Louisville
6. Stanford
7. NC State
8. Mississippi St
9. Oregon St
10. UCLA
11. Gonzaga
12. Arizona
13. Maryland
14. DePaul
15. Kentucky
16. Texas A&M
17. Florida St
18. Indiana
19. Arizona St
20. Iowa
21. Northwestern
22. South Dakota
23. Tennessee
24. Missouri St
25. Arkansas

Receiving Votes:
Princeton 48, TCU 25, LSU 13,
Florida Gulf Coast 11, Stony
Brook 2

2019-20 USA TODAY COACHES
(Week 14)

1. Baylor
2. South Carolina
3. Oregon
4. Louisville
5. Stanford
6. UConn
7. NC State
8. Mississippi St
9. Oregon St
10. UCLA
11. Gonzaga
12. Arizona
13. Maryland
14. DePaul
15. Kentucky
16. Texas A&M
17. South Dakota
18. Florida St
19. Missouri St
20. Iowa
21. Arizona St
22. Indiana
23. Northwestern
24. FGCU
25. Tennessee

Receiving Votes:
Arkansas 75, Princeton 72, TCU
13, LSU 9, Central Michigan 5,
Stony Brook 3, West Virginia 2

NOTRE DAME ACC STATS

| Team Stats | ACC Only (Rk) | All Games (Rk) |
|--------------------|---------------|----------------|
| Scoring Offense | 59.5 (11) | 63.9 (11) |
| Scoring Defense | 69.2 (14) | 69.2 (15) |
| Scoring Margin | -9.7 (13) | -5.3 (13) |
| FT Percentage | .721 (6) | .670 (11) |
| FG Percentage | .352 (13) | .396 (10) |
| FG Pct. Defense | .397 (9) | .390 (11) |
| 3-FG Percentage | .238 (14) | .234 (15) |
| 3-FG Pct. Defense | .283 (4) | .293 (7) |
| Rebounding Offense | 39.1 (6) | 37.4 (14) |
| Rebounding Defense | 44.8 (15) | 44.3 (15) |
| Rebounding Margin | -5.7 (15) | -6.9 (15) |
| Blocked Shots | 4.4 (6) | 4.0 (9) |
| Assists | 14.9 (4) | 14.3 (6) |
| Steals | 9.3 (2) | 8.9 (2) |
| Turnover Margin | -0.4 (10) | +0.4 (6) |
| Assist/TO Ratio | 0.8 (8) | 0.8 (10) |
| Offensive Rebounds | 13.5 (5) | 11.6 (14) |
| Defensive Rebounds | 25.6 (8) | 25.8 (11) |
| 3-FG Made | 3.8 (15) | 3.5 (15) |

INDIVIDUAL ACC STATS

| Individual Leaders | Stat | ACC (Rk) | All (Rk) |
|------------------------|------------|-----------|-----------|
| Katlyn Gilbert | Assists | 3.7 (12) | |
| | FT% | .818 (9) | .695 (15) |
| | Steals | 2.1 (6) | 2.1 (5) |
| | Minutes | | 34.2 (10) |
| Destinee Walker | Scoring | 13.9 (14) | |
| | FT% | .778 (13) | .745 (10) |
| | Minutes | | 34.9 (7) |
| | | | |
| Sam Brunelle | Scoring | | 13.9 (15) |
| | FG% | .379 (15) | .402 (15) |
| | 3PT FG | 2.0 (9) | |
| | Blocks | 1.2 (14) | 1.2 (13) |
| | Minutes | 35.4 (11) | 34.2 (11) |
| | 3PT FG% | .317 (12) | |
| Marta Sniezek | Assists | 5.1 (5) | 5.5 (2) |
| | Steals | 2.2 (3) | 2.1 (4) |
| | A/TO Ratio | 1.2 (14) | 1.3 (14) |
| | Minutes | | 35.5 (6) |
| Mikki Vaughn | Blocks | 1.4 (10) | |
| | O-Reb | 3.2 (3) | |
| *Time of Injury | | | |
| Anaya Peoples | Rebounds | 7.6 (8) | 8.1 (11) |
| | FG% | | .457 (7) |
| | Steals | 2.4 (6) | 1.9 (5) |
| | O-Reb | 3.2 (5) | 2.7 (11) |
| | D-Reb | | 5.4 (13) |

The Irish have reached 10 Elite Eights. In fact, Notre Dame and UConn are the only teams to reach the Elite Eight eight times in the last nine years. Yet, the Irish have been more successful than any other regularly-appearing school at that stage, as their .900 winning percentage (9-1) is the best of any program to play in at least five Elite Eights.

Best Elite Fight Winning % (Min. Five App.)

| No. | School | Record | Pct. |
|-----|------------|--------|------|
| 1. | Notre Dame | 9-1 | .900 |
| 2. | UConn | 20-5 | .800 |
| 3. | Stanford | 13-7 | .650 |
| 4. | Tennessee | 18-10 | .643 |

Finally, Notre Dame has advanced to 17 Sweet 16s. The Irish are one of four schools to make the last 10 straight Sweet 16s, joining UConn, Stanford and Baylor.

HISTORY WITH GEORGIA TECH

For the second straight opponent, Notre Dame will look to keep an undefeated streak going in the all-time series. The Irish lead Wake Forest, 7-0 with a 3-0 mark in Winston-Salem. The series began in 2010.

DECADE IN REVIEW

Seven Final Fours, six NCAA title game appearances and one national championship in 2018 -- Notre Dame just capped not only its best decade in program history, but also one of the best in all of Division I.

Over the past 10 years, Notre Dame has captured 316 wins, which ranks third behind UConn and Baylor. Furthermore, they have posted the third highest scoring average over the past decade as well.

UConn -- 337 wins -- 83.7 ppg
 Baylor -- 321 wins -- 82.0 ppg
 Notre Dame -- 316 wins -- 81.4 ppg
 Stanford -- 284 wins
 Maryland -- 270 wins

ACC FRESHMEN OF THE YEAR CANDIDATES

Notre Dame can certainly make its point in having an ACC Rookie of the Year candidate. Anaya Peoples was arguably the early favorite. At the time of her injury she led all ACC freshmen in rebounds (8.1), shooting percentage (.457) and steals (1.9), and ranked second in points (12.6).

Now, look no further than Sam Brunelle. The Virginia native leads all ACC freshmen in scoring, averaging 13.9 ppg, which ranks 15th in the league overall. In fact, the Irish would have boasted the top three scoring spots for freshmen with Gilbert tied with Brunelle at 13.9. The next highest is Virginia Tech's Elizabeth Kitley at 11.2 ppg. Important to note that Gilbert can qualify for all ACC Rookie awards as well - qualifying as a redshirt freshman.

ACC

| Team | ACC Record | Overall Record |
|-------------------|------------|----------------|
| Louisville | 10-0 | 21-1 |
| NC State | 10-1 | 21-1 |
| Florida State | 7-4 | 18-4 |
| North Carolina | 7-4 | 16-6 |
| Virginia Tech | 6-4 | 16-5 |
| Boston College | 5-5 | 12-9 |
| Duke | 5-5 | 11-10 |
| Georgia Tech | 5-6 | 14-8 |
| Wake Forest | 5-6 | 12-10 |
| Syracuse | 4-6 | 10-11 |
| Miami | 4-7 | 12-10 |
| Virginia | 4-7 | 9-13 |
| Notre Dame | 3-7 | 8-14 |
| Clemson | 3-8 | 7-15 |
| Pitt | 1-9 | 4-17 |

ACC PLAYERS OF THE WEEK

| | |
|---------|---|
| Nov. 11 | Jocelyn Willoughby, Virginia |
| Nov. 18 | Nausia Woolfolk, Florida State |
| Nov. 26 | Haley Gorecki, DU / Beatrice Mompremier, UM |
| Dec. 2 | Dana Evans, Louisville |
| Dec. 9 | Kiah Gillespie, Florida State |
| Dec. 16 | Elissa Cunane, NC State |
| Dec. 23 | Kiah Gillespie, FSU / Beatrice Mompremier, UM |
| Dec. 30 | Kendall Spray, Clemson |
| Jan. 6 | Elissa Cunane, NC State |
| Jan. 13 | Jocelyn Willoughby, Virginia |
| Jan. 20 | Dana Evans, Louisville |
| Jan. 27 | Leaonna Odom, Duke |
| Feb. 3 | Emma Guy, BC / Janelle Bailey, UNC |
| | |
| | |
| | |

ACC ROOKIES OF THE WEEK

| | |
|---------|---------------------------------|
| Nov. 11 | Elizabeth Kitley, Virginia Tech |
| Nov. 18 | Malu Tshitenge, North Carolina |
| Nov. 26 | Kylie Kornegay-Lucas, Virginia |
| Dec. 2 | Anaya Peoples, Notre Dame |
| Dec. 9 | Amber Brown, Pitt |
| Dec. 16 | Sam Brunelle, Notre Dame |
| Dec. 23 | River Baldwin, Florida State |
| Dec. 30 | River Baldwin, Florida State |
| Jan. 6 | Amber Brown, Pitt |
| Jan. 13 | Shemera Williams, Virginia |
| Jan. 20 | Amari Robinson, Clemson |
| Jan. 27 | Shemera Williams, Virginia |
| Feb. 3 | Dayshnette Harris, Pitt |
| | |
| | |
| | |

NCAA NATIONAL RANKINGS

| Statistic | Nat'l Rank | Conf Rank | Value | National Leader | Value |
|---------------------|-----------------|------------|-------|-------------------------------|-------|
| Free Throw Attempts | 53 | 3 | 415 | Troy | 553 |
| Steals/Game | 104 | 2 | 8.9 | Alcorn | 14.7 |
| Turnovers Forced | 84 | 2 | 18.4 | Alcorn | 28.1 |
| Blocks/Game | 78 | 9 | 4.0 | South Carolina | 8.3 |
| Free Throws Made | 65 | 3 | 278 | Denver | 384 |
| | | | | | |
| Statistic | Player | Nat'l Rank | Value | National Leader | Value |
| Assists/Game | Marta Sniezek | 15 | 5.5 | Sabrina Ionescu, Oregon | 8.6 |
| FG Attempts | Katlyn Gilbert | 50 | 311 | Lindsey Pulliam, Northwestern | 396 |
| FT Attempts | Destinee Walker | 72 | 106 | Keni Jo Lippe, Oral Roberts | 171 |
| FT Made | Destinee Walker | 65 | 79 | Keni Jo Lippe, Oral Roberts | 136 |
| Minutes/Game | Marta Sniezek | 71 | 35.5 | Rose Caverly, Vermont | 39.4 |
| | | | | | |

Brunelle also leads all ACC freshmen in the Points + Assists + Rebounds/Game category at 21.5. Nationally, among freshmen at power-five schools, Brunelle's and Gilbert's scoring average are tied for 4th.

In addition, Brunelle is 1-of-11 freshmen nationally to average over 13.5 points and 6.0 rebounds.

Next, there are only two freshmen pairs in all of Division-I women's hoops to both average 13.5 ppg or higher --> ND's Brunelle and Gilbert and Fresno State's Haley & Hanna Cavinder.

All-in-all, Brianna Turner, who remains the program's lone ACC Rookie of the Year, averaged 13.8 ppg when she won it back in 2015.

ND FRESHMEN STACKING UP HISTORICALLY

Brunelle and Gilbert (by eligibility) are on pace to etch their names in the Notre Dame freshmen record books, as both could end up in the top-10 scoring-average list. Brunelle and Gilbert average 13.9ppg, respectively. Peoples finished with 12.6 ppg, which would currently place her just outside the top-10.

AS A FRESHMAN

| Player | Average | Season |
|------------------------|---------|---------|
| 1. Beth Morgan | 17.9 | 1993-94 |
| 2. Shari Matvey | 17.6 | 1979-80 |
| 3. Alicia Ratay | 14.0 | 1999-00 |
| 4. Skylar Diggins | 13.8 | 2009-10 |
| 5. Brianna Turner | 13.78 | 2014-15 |
| 6. Jacqueline Batteast | 13.77 | 2001-02 |
| 7. Mary Beth Schueth | 13.0 | 1981-82 |
| 8. Courtney LaVere | 12.8 | 2002-03 |
| 9. Jewell Loyd | 12.5 | 2012-13 |
| 10. Carrie Bates | 12.4 | 1981-82 |

In addition, Peoples' rebounding effort this year (8.1

rpg) would place her third all-time on the freshmen list, ranking behind Shari Matvey (10.2) and Mary Beth Schueth (9.1).

HEATING UP FROM THREE

After winning the three-point shooting contest at the McDonald's All-America game, Sam Brunelle was expected to help the Irish from three-point range this season. The freshman struggled early on, going 13-of-68 (.191) from beyond the arc over the first 14 games. However, she's flipped the script as of late. Brunelle just ended a stretch in which she hit multiple treys in 7 straight games.

Since Jan. 5, she has converted 20-of-57 (.351) from three. Also since Jan. 5, Brunelle is averaging 2.5 made three's/game, which ranks 5th in the ACC in that timespan.

LIFE WITHOUT PEOPLES

Brunelle has certainly stepped up since the news that fellow freshman Anaya Peoples was lost for the season following the NC State game. Since, Brunelle is leading the Irish in scoring at 17.2 ppg in that span, earning double-digit points in 4-of-5 games. She is shooting 40.3 percent from the floor and 34.2 percent from three.

Brunelle tallied 16 points at Duke (1/16), then followed that with a game-high 25 points in the win over Miami. Brunelle went off in the second half vs. the Hurricanes, scoring 20 points on 9-of-11 shooting from the field. Brunelle then notched her second straight 20+ effort with 21 in her homecoming game at Virginia, and almost garnered a double-double against No. 5 Louisville with 17 points and 9 boards.

MIGHTY MIK IN ACC PLAY

Vaughn suffered an ACL sprain in her right knee in the season opener and missed the next 11 games. The

junior returned to the team for the start of ACC play, where she has provided a nice boost for the Irish.

No one in the league has been more efficient from the field than Vaughn, who is shooting 61.6 percent from the field in ACC play.

Since returning, Vaughn has recorded five double-digit scoring games, recording at least 16 points each time --> those games also included two double-doubles.

IE when Vaughn tallied 18 points at Duke (1/16), recording her second double-double with a career-high tying 11 boards. Also when Vaughn poured in a career high 20 points on 10-of-15 shooting at Georgia Tech (2/2).

Lastly, Vaughn dished out a career best five assists vs No. 5 Louisville, marking her first 5+5+5 Stat Stuffer game, earning eight points and five boards as well.

BUILDING BLOCK FOR THE FUTURE

The future is certainly bright for the Irish with a young nucleus in place. With Gilbert's redshirt last year, coupled with Prohaska's redshirt this season, the duo will join Brunelle and Peoples as sophomores for the 2020-21 season. Add that to the fact that five freshmen, who were the No. 3 ranked recruiting class in the country, will be injected into the program. Thus, the Irish will have a very young core of nine players to build from for the next couple of years.

MCDONALD'S ALL-AMERICAN

Notre Dame Class of 2020 signee Maddy Westbeld was 1-of-24 honorees selected to play in the 43rd McDonald's All-American Game on April 1. Westbeld becomes the 20th McDonald's All-American in Notre Dame history. The Fighting Irish have even boasted three game M.V.P.'s in Skylar Diggins, Brianna Turner and Marina Mabrey.

Current McDonald's All-Americans on the roster include Katlyn Gilbert, Sam Brunelle and Anaya Peoples. Note – fifth-year transfer Destinee Walker competed in the game as well.

Westbeld is a 6-3 forward from Kettering, Ohio and was Notre Dame's highest ranked recruit in the class, checking in at No. 23 overall and fifth at her position. Westbeld attends Fairmont High.

"I think Maddy Westbeld is a Larry Bird type of player," Coach McGraw stated back on signing day in November. "She can shoot, pass, rebound, take the ball off the rim and go coast-to-coast. She's underrated from the national scouting services. She's going to be a huge impact player for us."

FLIPPING THE SCRIPT?

This young Irish squad has struggled in closing out mul-

NOTRE DAME'S RECORD WHEN ...

| Day of the Week | |
|-----------------|-----|
| Sunday | 2-5 |
| Monday | 0-1 |
| Tuesday | 1-0 |
| Wednesday | 1-2 |
| Thursday | 1-5 |
| Friday | 1-1 |
| Saturday | 2-0 |

| Time of Game | |
|--|-----|
| Day games (before 6 pm local time) | 4-7 |
| Night games (6 pm or later local time) | 4-7 |

| Location | |
|--------------|-----|
| Home games | 3-8 |
| Road games | 4-4 |
| Neutral site | 1-2 |

| Halftime Score | |
|----------------------|------|
| Leading at the half | 5-2 |
| Tied at the half | 0-1 |
| Trailing at the half | 3-11 |

| Individual Scoring | |
|------------------------------------|-----|
| Two or fewer double-figure scorers | 0-3 |
| Three double-figure scorers | 3-7 |
| Four double-figure scorers | 5-4 |
| Five or more double-figure scorers | |

| Rebounding margin | |
|------------------------------|-----|
| More rebounds than opponent | 3-4 |
| Same number of rebounds | 0-1 |
| Fewer rebounds than opponent | 5-9 |

| Field goal shooting | |
|--------------------------------------|------|
| Shot higher percentage than opponent | 8-5 |
| Shot same percentage as opponent | |
| Show lower percentage than opponent | 0-9 |
| Shot 45% or better | 5-4 |
| Shoot less than 45% | 3-10 |
| Hold opponent under 40% | 8-4 |

| Free-throw margin | |
|--------------------------------------|-----|
| Make more free-throws than opponent | 6-8 |
| Make same number of free-throws | 0-2 |
| Make fewer free-throws than opponent | 2-4 |

| Turnovers | |
|---------------------------------|-----|
| Commit fewer turnovers | 4-5 |
| Commit same number of turnovers | 3-1 |
| Commit more turnovers | 1-8 |

| Uniform Combinations | |
|-------------------------------|-----|
| White jerseys with gold | 2-1 |
| White jerseys with green trim | 2-5 |
| White jerseys with navy trim | 0-3 |
| Blue jerseys | 3-5 |

| Miscellaneous | |
|--------------------|------|
| Vs. top-25 | 2-5 |
| Vs. top-10 | 0-3 |
| When ranked higher | 2-2 |
| When ranked lower | 2-4 |
| On commercial tv | 2-10 |
| In overtime games | |

| Margin of Victory | |
|-------------------|-----|
| 1-5 points | 3-2 |
| 6-10 points | 2-4 |
| 11-15 points | 0-3 |
| 16-20 points | 1-1 |
| 21+ points | 2-4 |

| Month | |
|----------|-----|
| November | 5-4 |
| December | 0-4 |
| January | 2-6 |
| February | 1-0 |
| March | |
| April | |

individual games for the win this season as evidenced below.

- Dec. 4 vs. Minnesota – Down 18 in the 2nd quarter – took a 57-56 lead in the 4th quarter before losing 75-67.

- Nov. 29 vs. South Dakota State – Down 16 in the 3rd quarter – took a 48-45 lead at the start of the 4th quarter before losing 65-59.

- Nov. 14 vs. Michigan State – Down 13 in the 1Q – had chance to tie at the buzzer before losing 72-69.

- Jan. 16 at Duke -- Irish were up nine points in the fourth quarter but turned the ball over three times in the final 40 seconds to lose 50-47.

- Jan. 5 at Syracuse -- Up 10 within the first minute of the fourth quarter, and later up four with 1:31 left, yet the Orange won 74-63 in overtime.

However, twice over the last few weeks, the Irish flipped the late-game script.

Jan. 19 vs. Miami - Tied 32-all with 7:58 left in the third, the Irish close out the period on a 20-2 run and defeat the Hurricanes, 76-53.

Feb. 2 at Georgia Tech - With 5:09 left in the third quarter, the game was tied at 33-all. The Irish then produced a 17-4 scoring run and went on to win, 59-51, against the nation's then second best defense.

RARE TREY-LESS WIN

When the Irish left Georgia Tech on Feb. 2 with the 59-51 victory, Coach McGraw couldn't believe her squad didn't convert a three-pointer in the entire game, going 0-for-7. It marked the first time the Irish didn't make a three in a game since Dec. 21, 2014, against Saint Joseph's. In fact, there almost wasn't a three in the

entire game, with Georgia Tech making the only two in the final two minutes of the contest.

VAUGHN TOUGH ON THE ROAD

Mikki Vaughn has recorded four separate occasions in which she has reached double-digit points by halftime. What's interesting to note is the fact that all four instances have been on the road.

- 13 at Pitt on Jan. 2
- 10 at Syracuse on Jan. 5
- 14 at Duke on Jan. 23
- 10 at Georgia Tech on Feb. 2

FRESHMEN DUO SENSATION

Notre Dame women's basketball has never seen the offensive output from two freshmen like this before, let alone three - Brunelle and Gilbert are averaging 13.9 ppg, while Peoples finished at 12.6 ppg. There have only been only two other freshmen pairs in program history to finish the season with double-digit scoring averages:

- Arike Ogunbowale (11.4) and Marina Mabrey (10.7) in the 2015-16 season.
- Mary Beth Schueth (13.0) and Carrie Bates (12.4) were the first in the 1981-82 season.

Currently, Notre Dame and Fresno State are the only two Division I programs with two true freshmen averaging over 13.5 points. Fresno State is represented by Hanna Cavinder and Haley Cavinder.

IF ONLY THEY KEPT THE STAT

If charges taken was an official NCAA kept stat, Marta Sniezek could very well be atop the list in the nation.

The defensive catalyst of the team, Sniezek has taken 26 charges this season, which breaks the record set by Kristina Nelson during the 2017-18 championship season.

Her impressive streak of taking a charge in 13 consecutive contests came to an end against No. 5 Louisville on Jan. 30. However, she immediately bounced back by taking three charges at Georgia Tech on Feb. 2.

Her most impressive week though came on the Cancun trip. The Virginia native took a charge against FGCU, four against South Dakota State and then four again vs. USF in Cancun.

On a completely different defensive note - Sniezek is averaging 2.1 steals/game, which ranks 4th in the ACC. The Virginia native captured a career high six steals at Syracuse on Jan. 5.

SNIEZEK DIMES

Sniezek is averaging 5.5 assists/game which ranks 15th in the nation and 2nd in the ACC - only behind Virginia

mark set by Virginia from 1991-96. In addition, the eight in a row marks the second highest active streak in the country, only behind nine from Baylor. Furthermore, the Irish have claimed five ACC Tournament crowns.

Before this conference season, Notre Dame had compiled a 91-5 league record since joining the ACC for the 2013-14 season.

The loss to Clemson on Dec. 29 not only marked Notre Dame's first ACC loss at home, but also the first conference game loss at home since its BIG EAST days in 2012. The Irish had won 58 straight conference games at home in that span.

MORE ROAD WINS THAN HOME WINS

With the loss to Louisville on Jan. 30, the Irish suffered their 8th loss on the year inside Purcell Pavilion. The Irish have never finished with a losing home record under 33-year head coach Muffet McGraw - the closest being 7-7 for the 1991-92 season. In fact, their lone losing home record over their 10 seasons prior to McGraw's arrival came in 1980-81 (first year as an NCAA Division I program), when they went 6-7 under head coach Mary DiStanislao.

31 POINTS FOR A FRESHMAN

On Dec. 11 versus No. 16 DePaul, Sam Brunelle exploded with a career high 31 points on 13-of-18 shooting. Brunelle is now 1-of-6 players in the ACC to record a 30+ point performance.

Her 31 points are tied for the seventh most in the country by a true freshman this year – top honor belongs to St. John's Leilani Correa, who scored 33 against Army.

When looking just at Notre Dame's freshmen history, Brunelle has tied both Skylar Diggins and Katryna Gaither for a freshman individual game scoring high.

Skylar Diggins poured in 31 points (13-21 FG) in an NCAA second round win over Vermont. It marked the most points ever by a Notre Dame rookie in an NCAA tourney game. In addition, Katryna Gaither had 31 points against Indiana on Nov. 24, 1995.

Jewell Loyd gives great reference in terms of Brunelle's performance against a ranked squad -- Loyd recorded 24 points against No. 3 Baylor, which marked the most points by a Notre Dame rookie against a ranked team since Jan. 26, 2002, when Jacqueline Batteast tallied 26 vs. No. 16 Virginia Tech. Prior to that, Alicia Ratay recorded 26 at No. 8 Rutgers on Feb. 19, 2000.

GILBERT-PEOPLES CONNECTION

The on-the-court chemistry between guards Katlyn Gilbert and Anaya Peoples has been immediate and there's no wonder why. Gilbert, from the Indianapolis area, and Peoples from Danville, Illinois, have played together

every summer since they were seven and six years old, respectively. The duo first played on FBC together and later finished playing with Midwest Elite in Chicago.

REWRITING THE 3RD QUARTER SCRIPT

The Irish have suffered from some difficult third quarters this season, but that was not the case against Miami on Jan. 19. With the score tied at 32-all at the 7:58 mark in the third, the Irish caught fire and recorded their longest scoring run of the season with 20 straight points. The Hurricanes only managed two free-throws to end the quarter. Brunelle and Gilbert powered the offensive surge, scoring 10 and eight points, respectively.

BRUNELLE SETS FRESHMAN RECORD

Never in the history of the Fighting Irish women's basketball program has a player started her ND career with five straight games in double figures ... until now. Freshman Sam Brunelle did just that and then more, recording a stretch of seven in a row before her streak came to an end vs. South Dakota State on Nov. 29.

AN IMPRESSIVE STREAK ENDED

A 12-year streak ended on Monday, Nov. 18, when Notre Dame exited the A.P. Top-25 poll. At the time, the Irish boasted the third highest active streak in the country with 234 straight weeks in the poll - only UConn and Baylor were higher. The streak dates back to the start of the 2007-08 season.

WHAT WE'VE LOST

Starters Ogunbowale, Young, Mabrey, Shepard and Turner went down as the most prolific scoring fivesome in NCAA Division I history. The ND quintet amassed a total of 10,230 points, becoming the first group to ever accumulate 10,000 points or more.

When you look at those who graduated/went to the WNBA, transferred or who are currently injured (Prohaska), the Irish have lost 3,259 points of their 3,454 team total from last season. That equates to 94.4 percent of their offense. Both the percentage and total rank as the most all-time lost for a power-five school.

Now last year's starters went on to make WNBA Draft history - becoming the first starting five to not only be drafted but do so in the first 20 picks. Jackie Young became the second Irish player in program history selected No. 1 overall, joining Jewell Loyd, when she was picked by the Las Vegas Aces. Notre Dame joined Stanford, Tennessee and UConn as the only programs with multiple No. 1 overall selections.

Moments later, the Dallas Wings selected Arike Ogunbowale fifth overall. This marked the first time the Irish had two first round picks within the top five. History continued with the 11th overall pick, where the Atlanta Dream selected Brianna Turner, thus marking the first time Notre Dame had three first round picks. However,

shortly after, the Mercury traded for the rights of Turner, shipping the forward to Phoenix, Arizona. Next up, Jessica Shepard went 16th overall to the Minnesota Lynx. Then Marina Mabrey completed the group after going 19th overall to the Los Angeles Sparks.

Furthermore, Ogunbowale, Young and Turner were later named to the WNBA All-Rookie Team, as ND became the first program to have three selections.

CHANGE IN COACHING

Out of 349 NCAA Division I women's basketball programs at the start of the 2018-19 season, Notre Dame was one of just six, whose head coach and three assistant coaches were together seven consecutive seasons. However, change met familiarity for the 2019-20 season. Just months after Coach McGraw's passionate Final Four speech about wanting more female leadership, Niele Ivey accepted an assistant coaching position with the Memphis Grizzlies, becoming the ninth active NBA female coach.

Enter a last name Notre Dame fans know all too well - Mabrey. Michaela ensures that a Mabrey will be on Notre Dame's campus for the eighth straight year. A 2016 alumna, her younger sister just graduated in 2019. Mabrey has spent one year coaching stints at Miami, Miami (Ohio) and LSU.

FRESHMEN STARTERS

A program rarity occurred in the season opener at Fordham, when Coach McGraw started freshmen Sam Brunelle and Anaya Peoples. It marked the first time two freshmen started a season opener for Notre Dame since the 2001-02 season opener in which Teresa Borton and Jacqueline Batteast started. And in that moment back in 2001, it marked the first time in 20 years two freshmen had started.

1,000 PROGRAM WINS

With the victory over Fordham on Nov. 5, the Irish became the 13th team to reach the 1,000-win milestone. The teams right in front of the Irish are:
No. 12 Maryland - 1,001 wins
No. 11 Western Kentucky - 1,004 wins
No. 10 Green Bay - 1,005 wins
(win total listed was before season kicked off)*

RING OF HONOR

On November 8, Natalie Achonwa joined Notre Dame's prestigious Ring of Honor. Achonwa becomes the sixth player to have a banner raised in the rafters, joining Ruth Riley-Hunter, Skylar Diggins-Smith, Niele Ivey, Beth (Morgan) Cunningham and Kayla McBride.

Donning an Irish uniform from 2010-14, Achonwa-led squads reached four consecutive Final Fours, including three NCAA title games. Achonwa accumulated an impressive 138-15 overall record (second most by a

senior class) with a 60-4 mark in conference play, in addition to winning five combined regular season and conference tournament championships.

The Guelph, Ontario, native was a two-time All-American, three-time All-NCAA Regional nod and a two-time All-Conference selection (2013 Big East / 2014 ACC). Achonwa, who captained the Irish her senior year, now ranks 16th on the Irish all-time scoring list, amassing 1,546 points over her storied career.

ROSTER BREAKDOWN

A current breakdown of the healthy scholarship players on this year's team:

Freshman - Brunelle

Sophomores - Cosgrove, Gilbert

Junior - Vaughn

Senior - Cole (was a walk-on the past two years)

Grads - Sniezek, Walker

ACC NEWCOMER WATCH LIST

The Atlantic Coast Conference named freshmen Anaya Peoples and Sam Brunelle to its Newcomer Watch List, claiming two of the five spots on both the Blue Ribbon media poll and the coaches poll.

Brunelle and Peoples were top-20 ranked recruits, who comprised yet another top-10 ranked recruiting class for Karen & Kevin Keyes head coach Muffet McGraw and company. Brunelle, who was ranked No. 6 overall by espnW, was a two-time Naismith High School All-American and 2019 McDonald's All-American – won the three-point contest at the latter. Brunelle was also both the 2018 Gatorade Virginia Player of the Year and USA Today Virginia Player of the Year. Ultimately, she finished her prep career with 2,229 points and 1,272 rebounds.

Peoples, who was ranked fourth at her position, was a two-time Illinois Class 1A State champion at Dan Schlarman High, where she finished her prep career with 2,086 points. Peoples was a 2019 McDonald's All-American and Jordan Brand Classic member. In 2018, Peoples was a Naismith All-America honorable mention.

CHERYL MILLER AWARD WATCH LIST

The Naismith Memorial Basketball Hall of Fame and the Women's Basketball Coaches Association announced its watch list for the 2020 Cheryl Miller Award, with freshman Sam Brunelle making the cut. The Cheryl Miller Award Watch List recognizes the top 20 small forwards in the country.

This marks the second consecutive year the Irish have had a representative on the Cheryl Miller Award Watch List. Last season, Jackie Young was a top-five finalist for the award.

STATISTICAL CHAMPION

The 2018-19 version of the Fighting Irish earned a sta-

tistical championship by season's end for the country's top offense. Averaging a blistering 88.6 points per game, it marks the first time in which the Irish finished as the nation's top offense. All-in-all, the Irish totaled 3,454 points.

Notre Dame's scoring average will also go down as the program's top offense as well. The 2013-14 Irish squad led by Kayla McBride and Natalie Achonwa previously held the record at 86.1 ppg (3,271 points in 38 games).

RECORD BREAKER X 3

Three players --> Four different record holders. Arike Ogunbowale became Notre Dame's all-time scoring leader on Feb. 21 vs Duke. The senior surpassed Skylar Diggins-Smith's record of 2,357 career points. In addition, Ogunbowale was just 1-of-5 Irish greats to score over 2,000 points, joining Ruth Riley, Katryna Gaither, Beth (Morgan) Cunningham and of course Skylar Diggins-Smith. Ogunbowale ultimately finished with 2,626 career points, which ranked third all-time in the ACC.

On March 9 in the ACC Semis vs Syracuse, Marina Mabrey became Notre Dame's made three-pointers record holder. Mabrey went 4-for-9 from deep, surpassing Alicia Ratay (262). The senior finished with 274 career made threes, which ranks eighth all-time in the ACC.

Next, on March 25 vs Michigan State, Brianna Turner became the new rebounding leader at Notre Dame, surpassing Ruth Riley's mark of 1,007. Turner finished with 1,048 rebounds.

However, Turner wasn't done there, becoming the program's new blocks leader on the game-clinching play of the National Semifinal vs. UConn. Turner surpassed Ruth Riley's 370 mark to finish with 372 --> third all-time in the ACC.

*Honorable Mention to Jessica Shepard, who after two years with the Irish, posted a 9.2 career rebounding average. That number qualifies for first all-time.

A 30-WIN CAMPAIGN

Notre Dame wrapped the 2018-19 year with a 35-4 overall record, marking the program's ninth consecutive 30-win season and 11th in school history. Nationally, only UConn has a longer active streak of 30-win seasons at 14, while Baylor matches the Irish with a streak that began in 2010-11.

Leading Scorer

| | |
|------------------------|-------|
| Sam Brunelle | 7 (7) |
| Kate Gilbert | 7 (7) |
| Destinee Walker | 4 (4) |
| Mikki Vaughn | 3 (3) |
| Anaya Peoples | 3 (3) |

Leading Rebounder

| | |
|------------------------|-------|
| Anaya Peoples | 9 (9) |
| Sam Brunelle | 6 (6) |
| Mikayla Vaughn | 5 (5) |
| Destinee Walker | 2 (2) |
| Katlyn Gilbert | 2 (2) |
| Marta Sniezek | 1 (1) |

Leader in Assists

| | |
|--------------------------|---------|
| Marta Sniezek | 19 (19) |
| Katlyn Gilbert | 5 (5) |
| Mikki Vaughn | 2 (2) |
| Danielle Cosgrove | 1 (1) |
| Destinee Walker | 1 (1) |
| Kaitlin Cole | 1 (1) |
| Abby Prohaska | 0 (1) |

20-Point Scoring Games

| | |
|------------------------|----|
| Opponents | 12 |
| Notre Dame | 12 |
| Destinee Walker | 5 |
| Sam Brunelle | 3 |
| Katlyn Gilbert | 2 |
| Anaya Peoples | 1 |
| Mikki Vaughn | |

30-Point Scoring Games

| | |
|---------------------|---|
| Opponents | 1 |
| Notre Dame | 1 |
| Sam Brunelle | 1 |

Tip-Offs Controlled

| | |
|-----------------------|------|
| Opponents | 16 |
| Notre Dame | 6 |
| Mikayla Vaughn | 3-11 |
| Sam Brunelle | 3-10 |
| Katlyn Gilbert | 0-1 |

First Score

| | |
|------------------------|----|
| Opponents | 13 |
| Notre Dame | 9 |
| Anaya Peoples | 4 |
| Sam Brunelle | 2 |
| Katlyn Gilbert | 1 |
| Destinee Walker | 1 |
| Mikki Vaughn | 1 |

Runs of 10 or Better

| | |
|-------------------|---|
| Opponents | 8 |
| Notre Dame | 9 |

Largest Halftime Lead

18 vs Loyola MD, 11/8/19

Largest Halftime Deficit

27, at #4 UConn, 12/8/19

Largest Lead

28 vs Loyola MD (1:20 in 4Q), 11/8/19

Largest Deficit

38 at Virginia (9:14 in 4Q), 1/26/20

Largest Deficit Overcome to Win

11 at Michigan (2nd Q, 6:35, 33-22), 11/23/19

9 vs Toledo (2nd Q, 1:43, 31-22), 11/20/19

Largest Lead Given Out in Loss

13 at Duke (5:27 in 2Q, 1/16/20)

11 vs DePaul (8:13 in 2Q, 12/12/19)

10 at Syracuse (9:50 in 4Q, 1/5/20)

Most Consecutive Points

20 vs Miami, 1/19/20

Most Consecutive Points (Opponent)

18, at #4 UConn, 12/8/19

16, vs FGCU, 11/28/19

15, at Syracuse 1/5/20

Double-Figure Points

| Player | 2019-20 | Career |
|-------------------|----------------|---------------|
| Katlyn Gilbert | 19 | 20 |
| Destinee Walker | 17 | 57 |
| Sam Brunelle | 16 | 16 |
| Anaya Peoples | 12 | 12 |
| Mikayla Vaughn | 5 | 8 |
| Marta Sniezek | 2 | 11 |
| Danielle Cosgrove | 1 | 1 |

Double-Figure Rebounds

| Player | 2019-20 | Career |
|-----------------|----------------|---------------|
| Anaya Peoples | 5 | 5 |
| Mikayla Vaughn | 2 | 3 |
| Sam Brunelle | 2 | 2 |
| Destinee Walker | 1 | 2 |

5-5-5 Games

(aka "Stat Sheet Stuffers")

| Player | 2019-20 | Career |
|-----------------|----------------|---------------|
| Marta Sniezek | 3 | 9 |
| Anaya Peoples | 1 | 1 |
| Katlyn Gilbert | 1 | 1 |
| Mikki Vaughn | 1 | 1 |
| Destinee Walker | 0 | 1 |

Double-Doubles

| Player | 2019-20 | Career |
|-----------------|----------------|---------------|
| Anaya Peoples | 3 | 3 |
| Sam Brunelle | 2 | 2 |
| Mikayla Vaughn | 2 | 2 |
| Destinee Walker | 1 | 2 |

Season Point Totals

| Date | Opp. | OffT0 | Paint | 2ndCh | FBreak | Bench |
|-------------|-----------------|--------------|--------------|--------------|---------------|--------------|
| 11/5 | Fordham | 14/13 | 32/22 | 14/9 | 9/3 | 16/8 |
| 11/8 | Loyola MD | 24/18 | 42/30 | 11/9 | 15/8 | 8/35 |
| 11/11 | Tennessee | 19/14 | 16/26 | 9/14 | 11/9 | 3/13 |
| 11/14 | Michigan St | 18/29 | 28/24 | 9/13 | 9/9 | 12/13 |
| 11/20 | Toledo | 16/8 | 24/28 | 7/2 | 6/2 | 3/13 |
| 11/23 | Michigan | 32/9 | 36/26 | 8/29 | 13/0 | 15/14 |
| 11/28 | FGCU | 9/20 | 26/34 | 2/13 | 12/10 | 3/11 |
| 11/29 | South Dakota St | 22/10 | 32/38 | 5/10 | 18/4 | 3/13 |
| 11/30 | USF | 23/20 | 34/24 | 5/17 | 17/6 | 18/27 |
| 12/4 | Minnesota | 10/11 | 44/22 | 8/14 | 10/4 | 11/3 |
| 12/8 | UConn | 11/23 | 36/34 | 5/21 | 8/13 | 19/12 |
| 12/11 | DePaul | 13/33 | 66/38 | 12/21 | 6/2 | 3/7 |
| 12/29 | Clemson | 16/20 | 28/32 | 10/15 | 10/7 | 2/10 |
| 1/2 | Pitt | 18/9 | 40/22 | 8/15 | 14/9 | 16/23 |
| 1/5 | Syracuse | 7/17 | 24/30 | 15/24 | 18/13 | 4/4 |
| 1/9 | Boston College | 9/21 | 36/34 | 10/24 | 7/10 | 12/14 |
| 1/12 | NC State | 10/22 | 22/38 | 11/15 | 8/5 | 6/30 |
| 1/16 | Duke | 13/16 | 20/18 | 15/7 | 5/11 | 3/17 |
| 1/19 | Miami | 13/11 | 38/26 | 12/8 | 4/4 | 2/14 |
| 1/26 | Virginia | 13/28 | 16/50 | 6/14 | 5/22 | 6/39 |
| 1/30 | Louisville | 10/18 | 22/34 | 7/12 | 4/4 | 3/24 |
| 2/2 | Georgia Tech | 12/12 | 36/20 | 4/16 | 11/9 | 0/18 |

*Notre Dame is listed first in each column

Points Off Turnovers

| | Total | Average |
|------------|--------------|----------------|
| Notre Dame | 332 | 15.1 |
| Opponents | 382 | 17.4 |

Points in the Paint

| | Total | Average |
|------------|--------------|----------------|
| Notre Dame | 698 | 31.7 |
| Opponents | 650 | 29.5 |

Second Chance Points

| | Total | Average |
|------------|--------------|----------------|
| Notre Dame | 193 | 8.8 |
| Opponents | 322 | 14.7 |

Fast Break Points

| | Total | Average |
|------------|--------------|----------------|
| Notre Dame | 220 | 10.0 |
| Opponents | 164 | 7.5 |

Bench Scoring

| | Total | Average |
|------------|--------------|----------------|
| Notre Dame | 168 | 7.6 |
| Opponents | 362 | 16.5 |



KATIE COLE

2

5-10 // SENIOR // GUARD

TOLEDO, OHIO

SYLVANIA NORTHVIEW

SEASON BESTS

Pts: 3 (vs DePaul, 12/11/19)
 Rebs: 5 (vs DePaul, 12/11/19)
 FGM: 1, 7x (last at Virginia, 1/26/20)
 FGA: 4 (vs Miami, 1/19/20)
 3FGM: 2 (vs Clemson, 12/29/19)
 3FGA: 2 (vs Clemson, 12/29/19)
 FTM: 1, 2x (last vs DePaul, 12/11/19)
 FTA: 4 (vs DePaul, 12/11/19)
 Ast: 3, 2x (last at Virginia, 1/26/20)
 Blk: 1, 2x (last vs Louisville, 1/30/20)
 Stl: 2, 2x (last vs DePaul, 12/11/19)
 Min: 23, 2x (last at Virginia, 1/26/20)

CAREER BESTS

Pts: 5, 2x (last at Wake Forest, 12/31/17)
 Rebs: 5 (vs DePaul, 12/11/19)
 FGM: 2, 2x (last at Wake Forest, 12/31/17)
 FGA: 4, 2x (last vs Miami, 1/19/20)
 3FGM: 1, 6x (last vs CSUN, 3/16/18)
 3FGA: 2, 4x (last vs Clemson, 12/29/19)
 FTM: 1, 3x (last vs DePaul, 12/11/19)
 FTA: 4 (vs DePaul, 12/11/19)
 Ast: 3, 2x (last at Virginia, 1/26/20)
 Blk: 1, 5x (last vs Louisville, 1/30/20)
 Stl: 2, 3x (last vs DePaul, 12/11/19)
 Min: 23, 2x (last at Virginia, 1/26/20)

SEASON

0..... Double-Figure Scoring.....0

CAREER

UPDATE

- Played in all 22 games, averaging 11.0 minutes off the bench.
- Awarded a scholarship for her senior season. Was a walk-on the two years prior. Lone guard option off the bench.
- Coach McGraw credited Cole for helping spark the team's 20-0 run in the third quarter vs. Miami. Cole played a career high 23 minutes and recorded four rebounds, a steal and a bucket.
- Logged 20+ minutes in 3 straight games from Jan. 19-30 --> career high stretch for the senior.

2019-20 GAME-BY-GAME STATISTICS

| Date | Opponent | GS | MIN | FG-A | 3P-A | FT-A | RB | PF | A | TO | ST | BL | PTS |
|-------|--------------------|----|-----|------|------|-------|----|----|---|----|----|----|-----|
| 11/5 | @ Fordham | 5 | 0-0 | 0-0 | 0-0 | 0-0-0 | 0 | 0 | 0 | 0 | 0 | 0 | 0 |
| 11/8 | Loyola MD | 8 | 1-1 | 0-0 | 0-0 | 0-1-1 | 1 | 0 | 0 | 0 | 0 | 0 | 2 |
| 11/11 | Tennessee | 7 | 0-0 | 0-0 | 0-0 | 0-0-0 | 2 | 0 | 0 | 2 | 0 | 0 | 0 |
| 11/14 | Michigan St | 11 | 0-1 | 0-0 | 0-0 | 0-0-0 | 2 | 0 | 1 | 0 | 0 | 0 | 0 |
| 11/20 | Toledo | 3 | 0-0 | 0-0 | 1-2 | 1-1-2 | 2 | 1 | 0 | 0 | 0 | 0 | 1 |
| 11/23 | @ Michigan | 15 | 1-1 | 0-0 | 0-0 | 1-0-1 | 4 | 0 | 1 | 1 | 1 | 0 | 2 |
| 11/28 | vs FGCU | 14 | 0-0 | 0-0 | 0-0 | 1-0-1 | 2 | 1 | 2 | 0 | 0 | 0 | 0 |
| 11/29 | vs South Dakota St | 11 | 0-1 | 0-1 | 0-0 | 0-0-0 | 0 | 0 | 0 | 1 | 0 | 0 | 0 |
| 11/30 | vs USF | 7 | 0-1 | 0-0 | 0-0 | 1-1-2 | 0 | 0 | 0 | 0 | 0 | 0 | 0 |
| 12/4 | Minnesota | 8 | 1-2 | 0-1 | 0-0 | 1-2-3 | 1 | 0 | 0 | 0 | 1 | 2 | 2 |
| 12/8 | @ UConn | 11 | 1-3 | 0-0 | 0-0 | 1-1-2 | 1 | 0 | 1 | 0 | 0 | 0 | 2 |
| 12/11 | DePaul | 21 | 1-2 | 0-0 | 1-4 | 4-1-5 | 0 | 2 | 2 | 2 | 0 | 3 | 3 |
| 12/29 | Clemson | 17 | 0-3 | 0-2 | 0-0 | 1-3-4 | 1 | 0 | 2 | 1 | 0 | 0 | 0 |
| 1/2 | @ Pittsburgh | 8 | 0-1 | 0-0 | 0-0 | 0-0-0 | 3 | 1 | 0 | 0 | 0 | 0 | 0 |
| 1/5 | @ Syracuse | 2 | 0-0 | 0-0 | 0-0 | 1-0-1 | 0 | 0 | 0 | 0 | 0 | 0 | 0 |
| 1/9 | Boston College | 2 | 0-0 | 0-0 | 0-0 | 0-0-0 | 2 | 0 | 0 | 0 | 0 | 0 | 0 |
| 1/12 | NC State | 9 | 0-0 | 0-0 | 0-0 | 0-1-1 | 1 | 0 | 0 | 0 | 0 | 0 | 0 |
| 1/16 | @ Duke | 10 | 0-1 | 0-0 | 0-0 | 2-1-3 | 1 | 0 | 2 | 0 | 0 | 0 | 0 |
| 1/19 | Miami | 23 | 1-4 | 0-0 | 0-0 | 0-4-4 | 2 | 3 | 1 | 1 | 1 | 0 | 2 |
| 1/26 | @ Virginia | 23 | 1-2 | 0-0 | 0-2 | 2-2-4 | 4 | 3 | 1 | 0 | 0 | 0 | 2 |
| 1/30 | Louisville | 20 | 0-3 | 0-0 | 0-0 | 1-3-4 | 3 | 0 | 0 | 0 | 1 | 0 | 0 |
| 2/2 | @ Georgia Tech | 9 | 0-0 | 0-0 | 0-0 | 0-0-0 | 2 | 0 | 0 | 1 | 0 | 0 | 0 |
| 2/6 | @ Wake Forest | | | | | | | | | | | | |
| 2/9 | Pittsburgh | | | | | | | | | | | | |
| 2/13 | @ Boston College | | | | | | | | | | | | |
| 2/16 | @ Louisville | | | | | | | | | | | | |
| 2/20 | Virginia Tech | | | | | | | | | | | | |
| 2/23 | Syracuse | | | | | | | | | | | | |
| 2/27 | UNC | | | | | | | | | | | | |
| 3/1 | @ Florida St | | | | | | | | | | | | |

COLE'S OVERALL CAREER STATISTICS

| SEASON | TEAM | GP-GS | MIN/AVG | FG-FGA | FG% | 3FG-FGA | 3FG% | FT-FTA | FT% | OFF | DEF | TOT | AVG | PF-FO | AST | TO | BLK | STL | PTS | AVG |
|--------------|------|-------------|----------------|--------------|-------------|-------------|-------------|-------------|-------------|-----------|-----------|-----------|------------|-------------|-----------|-----------|----------|-----------|-----------|------------|
| 2017-18 | ND | 24-0 | 120/5.0 | 11-28 | .393 | 6-17 | .353 | 1-3 | .333 | 5 | 11 | 16 | 0.7 | 11-0 | 2 | 9 | 3 | 6 | 29 | 1.2 |
| 2019-20 | ND | 22-0 | 243/11.0 | 7-26 | .269 | 0-4 | .000 | 2-8 | .250 | 17 | 21 | 38 | 1.7 | 34-0 | 11 | 13 | 2 | 9 | 16 | 0.7 |
| TOTAL | | 46-0 | 363/7.9 | 18-54 | .333 | 6-21 | .286 | 3-11 | .273 | 22 | 32 | 54 | 1.2 | 45-0 | 13 | 22 | 5 | 15 | 45 | 1.0 |



KATLYN GILBERT 10

5-10 // SOPHOMORE // GUARD

INDIANAPOLIS, INDIANA

HERITAGE CHRISTIAN

SEASON BESTS

Pts: 25 (vs NC State, 1/12/20)
 Rebs: 8, 2x (last vs USF, 11/30/19)
 FGM: 12 (vs NC State, 1/12/20)
 FGA: 26 (vs NC State, 1/12/20)
 3FGM: 2 (at UConn, 12/8/19)
 3FGA: 5 (at UConn, 12/8/19)
 FTM: 8 (vs Louisville, 1/30/20)
 FTA: 9 (at Fordham, 11/5/19)
 Ast: 9 (vs Clemson, 12/29/19)
 Blk: 2, 3x (last at Virginia, 1/26/20)
 Stl: 6 (at Duke, 1/16/20)
 Min: 39, 3x (last at Duke, 1/16/20)

CAREER BESTS

Pts: 25 (vs NC State, 1/12/20)
 Rebs: 8, 2x (last vs USF, 11/30/19)
 FGM: 12 (vs NC State, 1/12/20)
 FGA: 26 (vs NC State, 1/12/20)
 3FGM: 2 (at UConn, 12/8/19)
 3FGA: 5 (at UConn, 12/8/19)
 FTM: 8 (vs Louisville, 1/30/20)
 FTA: 9 (at Fordham, 11/5/19)
 Ast: 9 (vs Clemson, 12/29/19)
 Blk: 2, 3x (last at Virginia, 1/26/20)
 Stl: 6 (at Duke, 1/16/20)
 Min: 39, 3x (last at Duke, 1/16/20)

UPDATE

- Athletic status - Freshman. Played in all 22 games, starting in all but the season opener. Averages 34.2 minutes/game, which ranks 10th in the ACC.
- Recorded a career best streak of 13 double-digit scoring games in a row to start the season before it came to an end at Pitt on Jan. 2 with 8 points. Currently leads the team with 19 overall on the year.
- With freshman eligibility, Gilbert's 13.9 scoring average ranks 4th all-time at ND. The top spot belongs to Beth Morgan (17.9).
- Brunelle (13.9), Gilbert (13.9) and Peoples (12.6 ppg) lead all freshmen in the ACC in scoring. The next highest is Virginia Tech's Elizabeth Kitley at 11.2 ppg.
- Only two freshmen pairs in all of Division-I to both average 13.5 ppg or higher --> ND's Brunelle and Gilbert and Fresno State's Haley & Hanna Cavinder.
- Brunelle/Gilbert/Peoples could become the first freshmen trio to all finish with a double-digit scoring average. Also looking to become the highest scoring freshmen pairing in ND history: Arike Ogunbowale (11.4) and Marina Mabrey (10.7), 2015-16 // Mary Beth Schueth (13.0) and Carries Bates (12.4), 1981-82.
- Nationally, among freshmen at power-five schools, Gilbert's scoring average is tied for 4th with Brunelle.
- Shooting 88.0 percent from the free-throw line in ACC play only, which ranks 3rd.
- During ND's 20-0 run against Miami in the third quarter on Jan. 19, Gilbert supplied 8 of the points, ultimately finishing with 12 points & 7 assists.
- Her 2.0 steals/game ranks 5th in the ACC.
- Went off against No. 9 NC State (1/12) with a career high 25 points on 12 made field goals.
- Scored 11 of her 15 points at No. 4 UConn (12/8) in the second half. Prior, Gilbert scored all 15 of her points in the second half vs. Minnesota (12/4) - 8 of which came in the 4th quarter.
- Tied her career high of 8 rebounds against USF (11/30) to go along with her 11 points.
- Made the most of her first career start, leading the Irish with a career high 24 points on 9-of-15 shooting from the floor, including a career best 6-of-9 from the line. Also reeled in a career best 6 boards.
- In her first game back since Nov. 29, 2018, Gilbert shone bright, co-leading the Irish with 14 points.
- Last season, Gilbert separated her right shoulder in the win over No. 14 Iowa (11/29). Had surgery to repair the damage and sat out the remainder of the season.
- Gilbert & Peoples have played together every summer since they were seven & six years old, respectively.

SEASON

19 Double-Figure Scoring 20
 2 20+ Point Games 2

CAREER

KEY STATISTICS

| | | | |
|------------------------------|-------------|-------------|-----------------------------|
| POINTS | FG% | ASSISTS | STEALS |
| 13.9 | .386 | 2.5 | 2.0 |
| CO-LEADS TEAM 15TH IN ACC | 3RD ON TEAM | 2ND ON TEAM | CO-LEADS TEAM 5TH IN ACC |

2019-20 GAME-BY-GAME STATISTICS

| Date | Opponent | GS | MIN | FG-A | 3P-A | FT-A | RB | PF | A | TO | ST | BL | PTS |
|-------|--------------------|----|-----|-------|------|------|-------|----|---|----|----|----|-----|
| 11/5 | @ Fordham | | 30 | 5-9 | 0-0 | 4-9 | 2-3-5 | 1 | 0 | 3 | 2 | 1 | 14 |
| 11/8 | Loyola MD | * | 33 | 9-15 | 0-1 | 6-7 | 3-3-6 | 2 | 2 | 4 | 1 | 1 | 24 |
| 11/11 | Tennessee | * | 37 | 6-15 | 0-1 | 0-0 | 0-2-2 | 3 | 2 | 3 | 1 | 0 | 12 |
| 11/14 | Michigan St | * | 38 | 9-16 | 0-0 | 3-4 | 1-3-4 | 2 | 0 | 8 | 4 | 2 | 19 |
| 11/20 | Toledo | * | 39 | 4-15 | 0-1 | 3-4 | 1-7-8 | 0 | 0 | 2 | 3 | 0 | 11 |
| 11/23 | @ Michigan | * | 29 | 4-11 | 0-2 | 4-6 | 1-5-6 | 3 | 4 | 2 | 4 | 0 | 12 |
| 11/28 | vs FGCU | * | 31 | 6-12 | 1-3 | 1-2 | 1-6-7 | 3 | 2 | 5 | 1 | 0 | 14 |
| 11/29 | vs South Dakota St | * | 27 | 7-11 | 0-1 | 3-4 | 0-5-5 | 3 | 2 | 3 | 2 | 0 | 17 |
| 11/30 | vs USF | * | 35 | 5-9 | 1-1 | 0-2 | 1-7-8 | 0 | 1 | 5 | 0 | 1 | 11 |
| 12/4 | Minnesota | * | 38 | 7-13 | 1-2 | 0-0 | 3-4-7 | 2 | 1 | 1 | 0 | 0 | 15 |
| 12/8 | @ UConn | * | 37 | 6-15 | 2-5 | 1-4 | 1-2-3 | 2 | 0 | 1 | 3 | 0 | 15 |
| 12/11 | DePaul | * | 32 | 5-17 | 1-2 | 5-7 | 0-3-3 | 2 | 4 | 6 | 3 | 2 | 16 |
| 12/29 | Clemson | * | 39 | 5-19 | 1-3 | 5-6 | 1-5-6 | 3 | 9 | 7 | 1 | 0 | 16 |
| 1/2 | @ Pittsburgh | * | 34 | 3-11 | 0-1 | 2-2 | 1-5-6 | 2 | 4 | 2 | 2 | 0 | 8 |
| 1/5 | @ Syracuse | * | 26 | 3-15 | 0-2 | 0-0 | 0-2-2 | 3 | 1 | 3 | 1 | 0 | 6 |
| 1/9 | Boston College | * | 30 | 4-15 | 1-2 | 2-2 | 1-1-2 | 2 | 1 | 4 | 0 | 0 | 11 |
| 1/12 | NC State | * | 35 | 12-26 | 0-3 | 1-2 | 0-4-4 | 0 | 1 | 4 | 4 | 0 | 25 |
| 1/16 | @ Duke | * | 39 | 1-12 | 0-1 | 0-0 | 1-2-3 | 2 | 5 | 3 | 6 | 1 | 2 |
| 1/19 | Miami | * | 33 | 5-14 | 0-0 | 2-3 | 0-4-4 | 0 | 7 | 1 | 2 | 0 | 12 |
| 1/26 | @ Virginia | * | 36 | 6-18 | 0-1 | 4-4 | 0-1-1 | 4 | 3 | 2 | 2 | 2 | 16 |
| 1/30 | Louisville | * | 37 | 5-14 | 0-2 | 8-8 | 0-0-0 | 1 | 1 | 4 | 1 | 0 | 18 |
| 2/2 | @ Georgia Tech | * | 36 | 4-9 | 0-0 | 3-6 | 0-2-2 | 2 | 5 | 4 | 2 | 0 | 11 |
| 2/6 | @ Wake Forest | | | | | | | | | | | | |
| 2/9 | Pittsburgh | | | | | | | | | | | | |
| 2/13 | @ Boston College | | | | | | | | | | | | |
| 2/16 | @ Louisville | | | | | | | | | | | | |
| 2/20 | Virginia Tech | | | | | | | | | | | | |
| 2/23 | Syracuse | | | | | | | | | | | | |
| 2/27 | UNC | | | | | | | | | | | | |
| 3/1 | @ Florida St | | | | | | | | | | | | |

GILBERT'S OVERALL CAREER STATISTICS

| SEASON | TEAM | GP-GS | MIN/AVG | FG-FGA | FG% | 3FG-FGA | 3FG% | FT-FTA | FT% | OFF/DEF | TOT/AVG | PF-FO | AST | TO | BLK | STL | PTS | AVG | | |
|--------------|------|--------------|-----------------|----------------|-------------|-------------|-------------|--------------|-------------|-----------|-----------|------------|------------|-------------|-----------|-----------|-----------|-----------|------------|-------------|
| 2018-19 | ND | 7-0 | 111/15.9 | 9-20 | .450 | 1-5 | .200 | 6-8 | .750 | 4 | 11 | 15 | 2.1 | 11-0 | 2 | 8 | 1 | 6 | 25 | 3.6 |
| 2019-20 | ND | 22-21 | 752/34.2 | 120-311 | .386 | 8-34 | .235 | 57-82 | .695 | 18 | 76 | 94 | 4.3 | 42-0 | 55 | 77 | 10 | 45 | 305 | 13.9 |
| TOTAL | | 29-21 | 864/29.8 | 129-331 | .390 | 9-39 | .231 | 63-90 | .700 | 22 | 87 | 109 | 3.8 | 53-0 | 57 | 85 | 11 | 51 | 330 | 11.4 |



ABBY PROHASKA 12

5-10 // SOPHOMORE // GUARD

LIBERTY TOWNSHIP, OHIO

LAKOTA WEST

SEASON BESTS

Pts:
Rebs:
FGM:
FGA:
3FGM:
3FGA:
FTM:
FTA:
Ast:
Blk:
Stl:
Min:

CAREER BESTS

Pts: 6, 2x (last vs FSU, 2/10/19)
Rebs: 5, 2x (last vs FSU, 2/10/19)
FGM: 3 (vs FSU, 2/10/19)
FGA: 5 (vs Duke, 2/21/19)
3FGM: 1, 2x (last vs Syracuse, 3/9/19)
3FGA: 2 (vs Syracuse, 3/9/19)
FTM: 4 (vs Harvard, 11/9/18)
FTA: 4, 2x (last at Boston College, 2/13/19)
Ast: 4, 2x (last vs WKU, 12/19/18)
Blk: 1 (vs Iowa, 11/29/18)
Stl: 4, 2x (last at Virginia Tech, 1/16/19)
Min: 30 (vs Drake, 11/23/18)

• Officially has medically redshirted for the 2019-20 season.

• Started practicing with contact the week of Jan. 20.

I AM APPROACHING THIS POST A LITTLE DIFFERENTLY TODAY...

RECENTLY, I HAVE BEEN **DIAGNOSED WITH BILATERAL PULMONARY EMBOLISM**. IN OTHER WORDS, I HAVE A BLOOD CLOT IN EACH OF MY LUNGS. THE AMOUNT OF TIME I WILL BE OUT IS INDEFINITE, BUT I WILL BE **RIGHT ALONGSIDE THIS TEAM FOR EVERY GAME I CANNOT PLAY**.

I AM THANKFUL FOR THE **ENDLESS SUPPORT** AND LOVE FROM MY FAMILY, MY TEAMMATES, MY COACHES, AND MY FRIENDS. THIS IS JUST A BUMP IN THE ROAD.

#SEETHEFUTURE #BLESSED

Abby Prohaska



PROHASKA'S OVERALL CAREER STATISTICS

| SEASON | TEAM | GP-GS | MIN/AVG | FG-FGA | FG% | 3FG-FGA | 3FG% | FT-FTA | FT% | OFF | DEF | TOT | AVG | PF-FO | AST | TO | BLK | STL | PTS | AVG |
|--------------|------|-------------|-----------------|--------------|-------------|------------|-------------|--------------|-------------|-----------|-----------|-----------|------------|-------------|-----------|-----------|----------|-----------|-----------|------------|
| 2018-19 | ND | 38-3 | 547/14.4 | 18-49 | .367 | 2-7 | .286 | 20-26 | .769 | 25 | 44 | 69 | 1.8 | 58-0 | 43 | 30 | 1 | 30 | 58 | 1.5 |
| TOTAL | | 38-3 | 547/14.4 | 18-49 | .367 | 2-7 | .286 | 20-26 | .769 | 25 | 44 | 69 | 1.8 | 58-0 | 43 | 30 | 1 | 30 | 58 | 1.5 |



MARTA SNIEZEK 13

5-8 // GRADUATE // GUARD

MCLEAN, VIRGINIA

STANFORD // NATIONAL CATHEDRAL

SEASON BESTS

Pts: 14 (at UConn, 12/8/19)
 Rebs: 7, 2x (last at Miami, 1/19/20)
 FGM: 5 (at UConn, 12/8/19)
 FGA: 8 (at UConn, 12/8/19)
 3FGM: 1, 2x (last at UConn, 12/8/19)
 3FGA: 4 (at UConn, 12/8/19)
 FTM: 4, 3x (last at Georgia Tech, 2/2/20)
 FTA: 6, 2x (last at Georgia Tech, 2/2/20)
 Ast: 12 (vs DePaul, 12/11/19)
 Blk: 1, 3x (last at Duke, 1/16/20)
 Stl: 6 (at Syracuse, 1/5/20)
 Min: 42 (at Syracuse, 1/5/20)

CAREER BESTS

Pts: 14 (at UConn, 12/8/19)
 Rebs: 10 (vs USC, 12/31/17)
 FGM: 5, 3x (last at UConn, 12/8/19)
 FGA: 12 (vs Belmont, 11/24/17)
 3FGM: 3, 2x (last vs Utah, 2/9/18)
 3FGA: 8 (vs Belmont, 11/24/17)
 FTM: 6, 2x (last vs USC, 3/2/18)
 FTA: 9 (vs Tennessee, 12/16/15)
 Ast: 13 (vs Washington, 3/4/16)
 Blk: 1, 10x (last at Duke, 1/16/20)
 Stl: 6, 2x (last at Syracuse, 1/5/20)
 Min: 42 (at Syracuse, 1/5/20)

UPDATE

- Started in all 20 games in which she's played, averaging 35.4 minutes.
- The defensive catalyst of the team. Sniezek has taken 26 charges this season, which breaks the record set by Kristina Nelson in the 2017-18 championship season. Sniezek built a streak of taking a charge in 13 games which ended vs. No. 5 Louisville on Jan. 30.
- In addition, Sniezek averages 2.1 steals/game, which ranks 4th in the ACC.
- Averages 5.5 assists/game which ranks 13th in the nation and 2nd in the ACC - only behind Virginia Tech's Taja Cole (6.6). Her 1.3 A/TO ratio ranks 14th in the league.
- Sniezek is 1-of-2 players in the country to average 5.5 assists/game or greater and 2.0 steals/game or greater. The other being Texas Southern's Ciani Cryor.
- Recorded two double-digit assist performances, which ties UNC's Shayla Bennett for the most in the league.
- Took 3 charges at Georgia Tech and converted some critical free-throws in the 4th to help the Irish win 59-51.
- Tied her career high in steals with six at Syracuse on Jan. 5 to go with her 10 assists.
- Dished out a season best 12 assists against DePaul on Dec. 11, one shy of her career high at Stanford - also tied for the league high with 12.
- Sniezek notched back-to-back games with double-digit points for just the third time in her career, which included a career high 14 points at No. 4 UConn (12/8).
- Took 4 charges against South Dakota State and then took 4 charges the very next day vs. USF in Cancun.
- Irish up three with two minutes remaining against Toledo (11/20), Sniezek recorded a clutch steal which Walker converted to points, extending the lead to 54-49, for the eventual 54-51 win.
- Fun Fact: 1-of-9 siblings in her family.
- Fun Fact: In 2015, she was both the Washington D.C. Gatorade Basketball Player of the Year and the Soccer Player of the Year.

SEASON

2.....Double-Figure Scoring.....11
 0.....Double-Figure Rebounds.....1
 2.....Double-Figure Assists.....4

CAREER

KEY STATISTICS

| POINTS | ASSISTS | STEALS | CHARGES TAKEN |
|-------------|------------------------------|--------------------------|---------------|
| 3.8 | 5.5 | 2.1 | 23 |
| 5TH ON TEAM | 2ND IN ACC 13TH IN NATION | LEADS TEAM 5TH IN ACC | LEADS TEAM |

2019-20 GAME-BY-GAME STATISTICS

| Date | Opponent | GS | MIN | FG-A | 3P-A | FT-A | RB | PF | A | TO | ST | BL | PTS |
|-------|--------------------|----|-----|------|------|------|-------|----|----|----|----|----|-----|
| 11/5 | @ Fordham | * | 38 | 0-3 | 0-0 | 1-2 | 0-4-4 | 0 | 6 | 5 | 3 | 0 | 1 |
| 11/8 | Loyola MD | * | 29 | 0-0 | 0-0 | 2-2 | 0-7-7 | 3 | 6 | 6 | 2 | 0 | 2 |
| 11/11 | Tennessee | * | 37 | 1-5 | 0-1 | 3-3 | 0-4-4 | 5 | 4 | 2 | 1 | 0 | 5 |
| 11/14 | Michigan St | * | 38 | 0-3 | 0-0 | 0-0 | 0-4-4 | 4 | 8 | 3 | 1 | 0 | 0 |
| 11/20 | Toledo | * | 34 | 0-0 | 0-0 | 2-2 | 0-1-1 | 3 | 3 | 4 | 2 | 1 | 2 |
| 11/23 | @ Michigan | * | 39 | 2-3 | 0-1 | 2-2 | 0-4-4 | 4 | 5 | 6 | 5 | 0 | 6 |
| 11/28 | vs FGCU | * | 35 | 2-2 | 1-1 | 4-6 | 0-3-3 | 4 | 5 | 6 | 0 | 0 | 9 |
| 11/29 | vs South Dakota St | * | 34 | 2-3 | 0-0 | 1-2 | 0-4-4 | 4 | 2 | 4 | 0 | 0 | 5 |
| 11/30 | vs USF | * | 34 | 3-4 | 0-0 | 0-0 | 1-5-6 | 5 | 5 | 3 | 1 | 1 | 6 |
| 12/4 | Minnesota | * | 40 | 3-6 | 0-0 | 4-5 | 0-2-2 | 4 | 8 | 4 | 1 | 0 | 10 |
| 12/8 | @ UConn | * | 40 | 5-8 | 1-4 | 3-3 | 0-1-1 | 2 | 6 | 6 | 4 | 0 | 14 |
| 12/11 | DePaul | * | 39 | 1-4 | 0-0 | 0-0 | 1-4-5 | 4 | 12 | 6 | 3 | 0 | 2 |
| 12/29 | Clemson | | DNP | | | | | | | | | | |
| 1/2 | @ Pittsburgh | * | 35 | 0-5 | 0-0 | 1-2 | 0-0-0 | 2 | 4 | 2 | 1 | 0 | 1 |
| 1/5 | @ Syracuse | * | 42 | 0-6 | 0-2 | 0-0 | 0-5-5 | 2 | 10 | 7 | 6 | 0 | 0 |
| 1/9 | Boston College | * | 30 | 0-1 | 0-0 | 0-0 | 0-3-3 | 3 | 8 | 3 | 1 | 0 | 0 |
| 1/12 | NC State | * | 29 | 0-1 | 0-0 | 2-2 | 0-4-4 | 4 | 2 | 4 | 3 | 0 | 2 |
| 1/16 | @ Duke | * | 40 | 1-4 | 0-2 | 0-0 | 0-1-1 | 4 | 6 | 5 | 4 | 1 | 2 |
| 1/19 | Miami | * | 36 | 0-1 | 0-0 | 0-0 | 0-7-7 | 1 | 8 | 3 | 1 | 0 | 0 |
| 1/26 | @ Virginia | * | 26 | 0-0 | 0-0 | 1-2 | 0-1-1 | 2 | 3 | 4 | 1 | 0 | 1 |
| 1/30 | Louisville | * | 32 | 2-6 | 0-1 | 1-1 | 1-2-3 | 2 | 3 | 4 | 1 | 0 | 5 |
| 2/2 | @ Georgia Tech | * | 38 | 1-1 | 0-0 | 4-6 | 0-4-4 | 1 | 2 | 6 | 2 | 0 | 6 |
| 2/6 | @ Wake Forest | | | | | | | | | | | | |
| 2/9 | Pittsburgh | | | | | | | | | | | | |
| 2/13 | @ Boston College | | | | | | | | | | | | |
| 2/16 | @ Louisville | | | | | | | | | | | | |
| 2/20 | Virginia Tech | | | | | | | | | | | | |
| 2/23 | Syracuse | | | | | | | | | | | | |
| 2/27 | UNC | | | | | | | | | | | | |
| 3/1 | @ Florida St | | | | | | | | | | | | |

SNIEZEK'S OVERALL CAREER STATISTICS

| SEASON | TEAM | GP-GS | MIN/AVG | FG-FGA | FG% | 3FG-FGA | 3FG% | FT-FTA | FT% | OFF | DEF | TOT | AVG | PF-FO | AST | TO | BLK | STL | PTS | AVG |
|---------------------|------|---------------|------------------|----------------|-------------|---------------|-------------|----------------|-------------|-----------|------------|------------|------------|--------------|------------|------------|-----------|------------|------------|------------|
| 2015-16 | Stan | 35-9 | 656/18.7 | 35-99 | .354 | 4-17 | .235 | 28-42 | .667 | 8 | 48 | 56 | 1.6 | 27-0 | 109 | 63 | 1 | 21 | 102 | 2.9 |
| 2016-17 | Stan | 38-9 | 948/24.9 | 56-149 | .376 | 6-20 | .300 | 54-75 | .720 | 6 | 100 | 106 | 2.8 | 64-0 | 169 | 93 | 3 | 51 | 172 | 4.5 |
| 2017-18 | Stan | 35-32 | 971/27.7 | 56-156 | .359 | 20-59 | .339 | 61-90 | .678 | 7 | 115 | 122 | 3.5 | 68-1 | 150 | 78 | 3 | 38 | 193 | 5.5 |
| 2019-20 | ND | 21-21 | 746/35.5 | 23-66 | .348 | 2-12 | .167 | 31-40 | .775 | 3 | 70 | 73 | 3.5 | 63-2 | 116 | 93 | 3 | 43 | 79 | 3.8 |
| TOTAL FOR ND | | 21-21 | 746/35.5 | 23-66 | .348 | 2-12 | .167 | 31-40 | .775 | 3 | 70 | 73 | 3.5 | 63-2 | 116 | 93 | 3 | 43 | 79 | 3.8 |
| TOTAL | | 129-71 | 3321/25.7 | 170-470 | .362 | 32-108 | .296 | 174-247 | .704 | 24 | 333 | 357 | 2.8 | 222-3 | 544 | 327 | 10 | 153 | 546 | 4.2 |



NICOLE BENZ

20

5-8 // JUNIOR // GUARD

VALENCIA, CALIF.

WILLIAM S. HART

SEASON BESTS

Pts: 1, 2x (last at Virginia, 1/26/20)
 Rebs: 1, 2x (last vs Louisville, 1/30/20)
 FGM: 2 (vs NC State, 1/12/20)
 3FGM: 1, 2x (last vs Louisville, 1/30/20)
 3FGA: 1, 3x (last vs Louisville, 1/30/20)
 FTM: 1
 FTA: 1 (vs Louisville, 1/30/20)
 Ast: 5 (vs Louisville, 1/30/20)
 Blk: 1
 Stl: 1 (vs Louisville, 1/30/20)
 Min: 5 (vs Louisville, 1/30/20)

CAREER BESTS

Pts: 3 (vs UNC, 2/1/18)
 Rebs: 3 (vs Harvard, 11/9/18)
 FGM: 1, 5x (last vs Louisville, 1/30/20)
 FGA: 2, 7x (last vs Virginia, 3/3/19)
 3FGM: 1, 2x (last vs Louisville, 1/30/20)
 3FGA: 2, 2x (last vs Villanova, 3/18/18)
 FTM: 2 (vs Harvard, 11/9/18)
 FTA: 2 (vs Harvard, 11/9/18)
 Ast: 1, 2x (last at Marquette, 12/22/18)
 Blk: 1
 Stl: 1 (vs Louisville, 1/30/20)
 Min: 10 (vs Binghamton, 12/16/18)

UPDATE

- Was the third walk-on for the Irish for the 2017-18 championship season, where she made 13 appearances on the year.
- Started the 2018-19 season as a student-manager before receiving the call-up once again right before the season opener.
- Recipient of the Elite 90 award at the 2019 Final Four - which recognizes the student-athlete with the highest GPA at a championship event.
- Now 1-of-4 total walk-ons on this year's squad.
- Drained a three against No. 9 NC State on Jan. 12, collecting her first points of the season.
- Drained her second three in the final minute vs. No. 5 Louisville on Jan. 30.

2019-20 GAME-BY-GAME STATISTICS

| Date | Opponent | GS | MIN | FG-A | 3P-A | FT-A | RB | PF | A | TO | ST | BL | PTS |
|-------|--------------------|-----|-----|------|------|------|-------|----|---|----|----|----|-----|
| 11/5 | @ Fordham | DNP | | | | | | | | | | | |
| 11/8 | Loyola MD | 2 | | 0-0 | 0-0 | 0-0 | 0 | 1 | 0 | 0 | 0 | 0 | 0 |
| 11/11 | Tennessee | DNP | | | | | | | | | | | |
| 11/14 | Michigan St | DNP | | | | | | | | | | | |
| 11/20 | Toledo | DNP | | | | | | | | | | | |
| 11/23 | @ Michigan | DNP | | | | | | | | | | | |
| 11/28 | vs FGCU | 1 | | 0-0 | 0-0 | 0-0 | 0-0-0 | 0 | 0 | 0 | 0 | 0 | 0 |
| 11/29 | vs South Dakota St | 1 | | 0-0 | 0-0 | 0-0 | 0-0-0 | 0 | 0 | 0 | 0 | 0 | 0 |
| 11/30 | vs USF | DNP | | | | | | | | | | | |
| 12/4 | Minnesota | DNP | | | | | | | | | | | |
| 12/8 | @ UConn | 2 | | 0-1 | 0-1 | 0-0 | 0-0-0 | 0 | 0 | 0 | 0 | 0 | 0 |
| 12/11 | DePaul | 2 | | 0-0 | 0-0 | 0-0 | 0-0-0 | 0 | 0 | 0 | 0 | 0 | 0 |
| 12/29 | Clemson | 1 | | 0-0 | 0-0 | 0-0 | 0-0-0 | 0 | 0 | 0 | 0 | 0 | 0 |
| 1/2 | @ Pittsburgh | DNP | | | | | | | | | | | |
| 1/5 | @ Syracuse | DNP | | | | | | | | | | | |
| 1/9 | Boston College | DNP | | | | | | | | | | | |
| 1/12 | NC State | 2 | | 1-2 | 1-1 | 0-0 | 0-0-0 | 0 | 0 | 0 | 0 | 0 | 0 |
| 1/16 | @ Duke | DNP | | | | | | | | | | | |
| 1/19 | Miami | 2 | | 0-0 | 0-0 | 0-0 | 0-1-1 | 0 | 0 | 0 | 0 | 0 | 0 |
| 1/26 | @ Virginia | 1 | | 0-0 | 0-0 | 0-0 | 0-1-1 | 1 | 0 | 0 | 0 | 0 | 0 |
| 1/30 | Louisville | 5 | | 1-1 | 1-1 | 0-0 | 0-0-0 | 1 | 0 | 0 | 1 | 0 | 3 |
| 2/2 | @ Georgia Tech | DNP | | | | | | | | | | | |
| 2/6 | @ Wake Forest | DNP | | | | | | | | | | | |
| 2/9 | Pittsburgh | DNP | | | | | | | | | | | |
| 2/13 | @ Boston College | DNP | | | | | | | | | | | |
| 2/16 | @ Louisville | DNP | | | | | | | | | | | |
| 2/20 | Virginia Tech | DNP | | | | | | | | | | | |
| 2/23 | Syracuse | DNP | | | | | | | | | | | |
| 2/27 | UNC | DNP | | | | | | | | | | | |
| 3/1 | @ Florida St | DNP | | | | | | | | | | | |

BENZ'S OVERALL CAREER STATISTICS

| SEASON | TEAM | GP-GS | MIN/AVG | FG-FGA | FG% | 3FG-FGA | 3FG% | FT-FTA | FT% | OFF | DEF | TOT | AVG | PF-FO | AST | TO | BLK | STL | PTS | AVG |
|--------------|------|-------------|----------------|-------------|-------------|-------------|-------------|------------|--------------|----------|-----------|-----------|------------|------------|----------|----------|----------|----------|-----------|------------|
| 2017-18 | ND | 13-0 | 27/2.1 | 1-7 | .143 | 1-7 | .143 | 0-0 | .000 | 3 | 6 | 9 | 0.7 | 1-0 | 0 | 1 | 0 | 0 | 3 | 0.2 |
| 2018-19 | ND | 23-0 | 72/3.1 | 3-15 | .200 | 0-7 | .000 | 2-2 | 1.000 | 2 | 14 | 16 | 0.7 | 3-0 | 2 | 3 | 0 | 0 | 8 | 0.3 |
| 2019-20 | ND | 10-0 | 17/1.7 | 2-4 | .500 | 2-3 | .667 | 0-0 | .000 | 0 | 2 | 2 | 0.2 | 3-0 | 0 | 0 | 0 | 1 | 6 | 0.6 |
| TOTAL | | 46-0 | 116/2.5 | 6-26 | .231 | 3-17 | .176 | 2-2 | 1.000 | 5 | 22 | 27 | 0.6 | 7-0 | 2 | 4 | 0 | 1 | 17 | 0.4 |



ANAYA PEOPLES 21

5-10 // FRESHMAN // GUARD

DANVILLE, ILLINOIS

SCHLARMAN

UPDATE

• Left the NC State game (1/12) midway through the second quarter after re-aggravating her shoulder injury sustained at Syracuse. *All stat rankings and notes were at time of injury.*

• Played in the first 17 games, starting in 10. Averaged 31.6 minutes/game.

• Peoples led all ACC freshmen in rebounds (8.1), shooting percentage (.457) and steals (1.9), while ranking second in points (12.6) behind ND's Sam Brunelle.

• Her 8.1 rebounds/game led the team and ranked 11th in the ACC. Peoples also ranked 11th in the ACC in offensive rebounds (2.7) and 13th in defensive boards (5.4). In addition, her 8.1 rebounding average ranked 10th in the nation among true freshmen guards.

• Her 8.1 rebounding average ranks third all-time as a freshman at ND, ranking behind just Shari Matvey (10.2) and Mary Beth Schueth (9.1).

• There are only 5 true freshmen in the country averaging over 12.5 ppg and 8 rpg: Anaya Peoples, Evansville's Abby Feit, UC Santa Barbara's Ila Lane, South Carolina's Aliyah Boston and USC's Alissa Pili. Of that group, Peoples does boast the most steals.

• Peoples' three double-doubles ranks 2nd in the ACC for freshmen only, behind Pitt's Amber Brown.

• Peoples' 12.6 ppg ranked 30th in the nation among true freshmen, while her 8.1 rpg ranked 12th.

• Peoples was the most efficient guard from the field, knocking down 45.7 percent of her shots, which ranked 7th in the ACC.

• Brunelle (13.7 ppg), Gilbert (13.7 ppg) and Peoples (12.6 ppg) lead all freshmen in the ACC in scoring. They are looking to become the highest scoring freshmen pair in program history. There have only been two other freshman pairs in ND history to finish the season with double-digit scoring averages. There have never been three: Arike Ogunbowale (11.4) and Marina Mabrey (10.7), 2015-16 // Mary Beth Schueth (13.0) and Carries Bates (12.4), 1981-82.

• Garnered career highs in both rebounds (15) and points (22) vs. DePaul on Dec. 11.

• Named to the Cancun Challenge All-Tournament Team, along with earning ACC Rookie of the Week honors. Peoples averaged 17.3 points and 8.7 rebounds down in Cancun. Peoples nearly achieved a double-double in each game, reeling in 9, 8, 9 boards, respectively.

• Averaged 1.9 steals/game, which ranks 5th in the ACC.

• Peoples and Brunelle became the first pair of freshmen starters for a season opener since Teresa Borton & Jacqueline Batteast started the 2001-02 season opener.

• Tallied 11 points & 7 rebounds in her Irish debut at Fordham. Peoples scored seven of her points in the third quarter. The freshman then grabbed a critical offensive board off a missed free throw with nine seconds left, before returning to the line to ice the 60-55 win.

• Gilbert & Peoples have played together every summer since they were seven & six years old, respectively.

SEASON BESTS

Pts: 22 (vs DePaul, 12/11/19)
Rebs: 15 (vs DePaul, 12/11/19)
FGM: 11 (vs DePaul, 12/11/19)
FGA: 16 (at UConn, 12/8/19)
3FGM: 1, 2x (last vs USF, 11/30/19)
3FGA: 4 (at UConn, 12/8/19)
FTM: 5, 2x (last vs USF, 11/30/19)
FTA: 9, 2x (last vs USF, 11/30/19)
Ast: 6 (vs Minnesota, 12/4/19)
Blk: 2, 4x (last at Syracuse, 1/5/20)
Stl: 4, 3x (last vs Clemson, 12/29/19)
Min: 39 (vs South Dakota State, 11/29/19)

CAREER BESTS

Pts: 22 (vs DePaul, 12/11/19)
Rebs: 15 (vs DePaul, 12/11/19)
FGM: 11 (vs DePaul, 12/11/19)
FGA: 16 (at UConn, 12/8/19)
3FGM: 1, 2x (last vs USF, 11/30/19)
3FGA: 4 (at UConn, 12/8/19)
FTM: 5, 2x (last vs USF, 11/30/19)
FTA: 9, 2x (last vs USF, 11/30/19)
Ast: 6 (vs Minnesota, 12/4/19)
Blk: 2, 4x (last at Syracuse, 1/5/20)
Stl: 4, 3x (last vs Clemson, 12/29/19)
Min: 39 (vs South Dakota State, 11/29/19)

KEY STATISTICS - TIME OF INJURY

| POINTS | REBOUNDS | FG% | STEALS |
|-------------|-------------|-------------|-------------|
| 12.6 | 8.1 | .457 | 1.9 |
| 4TH ON TEAM | LEADS TEAM | 2ND ON TEAM | 2ND ON TEAM |
| | 11TH IN ACC | 7TH IN ACC | 5TH IN ACC |

SEASON

| SEASON | CAREER |
|---------|--------------------------------|
| 12..... | Double-Figure Scoring.....12 |
| 4..... | Double-Figure Rebounding.....4 |
| 3..... | Double-Doubles.....3 |
| 1..... | 20-Point Games.....1 |


2019-20 GAME-BY-GAME STATISTICS

| Date | Opponent | GS | MIN | FG-A | 3P-A | FT-A | RB | PF | A | TO | ST | BL | PTS |
|-------|--------------------|----|-----|-------|------|------|---------|----|---|----|----|----|-----|
| 11/5 | @ Fordham | * | 24 | 3-9 | 0-1 | 5-9 | 3-4-7 | 3 | 1 | 1 | 1 | 0 | 11 |
| 11/8 | Loyola MD | * | 32 | 9-14 | 0-0 | 1-5 | 2-5-7 | 2 | 3 | 1 | 2 | 2 | 19 |
| 11/11 | Tennessee | * | 31 | 3-11 | 1-2 | 2-6 | 1-4-5 | 2 | 2 | 1 | 4 | 1 | 9 |
| 11/14 | Michigan St | * | 26 | 6-10 | 0-0 | 3-7 | 2-1-3 | 3 | 1 | 0 | 0 | 2 | 15 |
| 11/20 | Toledo | * | 32 | 3-10 | 0-0 | 1-3 | 2-4-6 | 5 | 1 | 3 | 1 | 0 | 7 |
| 11/23 | @ Michigan | * | 30 | 5-12 | 0-2 | 3-4 | 2-3-5 | 3 | 1 | 0 | 2 | 1 | 13 |
| 11/28 | vs FGCU | * | 36 | 8-13 | 0-1 | 3-4 | 1-8-9 | 1 | 0 | 3 | 1 | 1 | 19 |
| 11/29 | vs South Dakota St | * | 39 | 6-12 | 0-0 | 3-6 | 1-7-8 | 4 | 1 | 1 | 4 | 0 | 15 |
| 11/30 | vs USF | * | 33 | 6-7 | 1-1 | 5-9 | 1-8-9 | 2 | 2 | 0 | 3 | 1 | 18 |
| 12/4 | Minnesota | * | 37 | 4-13 | 0-1 | 1-1 | 2-12-14 | 2 | 6 | 1 | 1 | 2 | 9 |
| 12/8 | @ UConn | * | 35 | 8-16 | 0-4 | 1-2 | 5-6-11 | 3 | 3 | 1 | 0 | 1 | 17 |
| 12/11 | DePaul | * | 37 | 11-15 | 0-0 | 0-2 | 7-8-15 | 3 | 3 | 5 | 2 | 1 | 22 |
| 12/29 | Clemson | * | 36 | 5-12 | 0-2 | 4-6 | 2-5-7 | 4 | 0 | 3 | 4 | 1 | 14 |
| 1/2 | @ Pittsburgh | * | 30 | 3-10 | 0-0 | 4-7 | 5-6-11 | 4 | 2 | 3 | 3 | 1 | 10 |
| 1/5 | @ Syracuse | * | 38 | 0-7 | 0-1 | 4-8 | 4-7-11 | 1 | 2 | 6 | 2 | 2 | 4 |
| 1/9 | Boston College | * | 31 | 5-12 | 0-1 | 0-0 | 3-3-6 | 2 | 0 | 2 | 1 | 1 | 10 |
| 1/12 | NC State | * | 12 | 1-5 | 0-0 | 1-4 | 2-1-3 | 0 | 0 | 1 | 2 | 1 | 3 |
| 1/16 | @ Duke | | | | | | | | | | | | |
| 1/19 | Miami | | | | | | | | | | | | |
| 1/26 | @ Virginia | | | | | | | | | | | | |
| 1/30 | Louisville | | | | | | | | | | | | |
| 2/2 | @ Georgia Tech | | | | | | | | | | | | |
| 2/6 | @ Wake Forest | | | | | | | | | | | | |
| 2/9 | Pittsburgh | | | | | | | | | | | | |
| 2/13 | @ Boston College | | | | | | | | | | | | |
| 2/16 | @ Louisville | | | | | | | | | | | | |
| 2/20 | Virginia Tech | | | | | | | | | | | | |
| 2/23 | Syracuse | | | | | | | | | | | | |
| 2/27 | UNC | | | | | | | | | | | | |
| 3/1 | @ Florida St | | | | | | | | | | | | |

Out for remainder of the season

PEOPLES' OVERALL CAREER STATISTICS

| SEASON | TEAM | GP-GS | MIN/AVG | FG-FGA | FG% | 3FG-FGA | 3FG% | FT-FTA | FT% | OFF | DEF | TOT | AVG | PF-FO | AST | TO | BLK | STL | PTS | AVG |
|--------------|------|--------------|-----------------|---------------|-------------|-------------|-------------|--------------|-------------|-----------|-----------|------------|------------|-------------|-----------|-----------|-----------|-----------|------------|-------------|
| 2019-20 | ND | 17-10 | 538/31.6 | 86-188 | .457 | 2-16 | .125 | 41-83 | .494 | 45 | 92 | 137 | 8.1 | 44-1 | 28 | 32 | 18 | 33 | 215 | 12.6 |
| TOTAL | | 17-10 | 538/31.6 | 86-188 | .457 | 2-16 | .125 | 41-83 | .494 | 45 | 92 | 137 | 8.1 | 44-1 | 28 | 32 | 18 | 33 | 215 | 12.6 |



DANIELLE COSGROVE 22

6-4 // SOPHOMORE // FORWARD

HOLBROOK, N.Y.

SACHEM EAST

SEASON BESTS

Pts: 12 (vs Michigan St, 11/14/19)
 Rebs: 8 (vs Loyola MD, 11/8/19)
 FGM: 3 (vs Michigan St, 11/14/19)
 FGA: 8, 2x (last vs Tennessee, 11/11/19)
 3FGM: 1, 5x (last at Duke, 1/16/20)
 3FGA: 5 (at UConn, 12/8/19)
 FTM: 5 (vs Michigan St, 11/14/19)
 FTA: 8 (vs Michigan St, 11/14/19)
 Ast: 3 (vs USF, 11/30/19)
 Blk: 2 (vs South Dakota State, 11/29/19)
 Stl: 2 (vs Toledo, 11/20/19)
 Min: 26 (at UConn, 12/8/19)

CAREER BESTS

Pts: 12 (vs Michigan St, 11/14/19)
 Rebs: 8 (vs Loyola MD, 11/8/19)
 FGM: 3 (vs Michigan St, 11/14/19)
 FGA: 8, 2x (last vs Tennessee, 11/11/19)
 3FGM: 2 (vs Binghamton, 12/16/18)
 3FGA: 5 (at UConn, 12/8/19)
 FTM: 5 (vs Michigan St, 11/14/19)
 FTA: 8 (vs Michigan St, 11/14/19)
 Ast: 3 (vs USF, 11/30/19)
 Blk: 3 (vs WKU, 12/19/18)
 Stl: 2 (vs Toledo, 11/20/19)
 Min: 26 (at UConn, 12/8/19)

UPDATE

- Played in all 22 games, including 4 starts. Averages 13.3 minutes.
- Knocked down a three at Duke (1/16) to go with one steal and one block in eight minutes of play.
- Played a career high 26 minutes at No. 4 UConn, logging a made three and three rebounds.
- Started against No. 21 USF (11/30), dishing out a career high 3 assists to go with her 5 points.
- Notched her first career start at No. 21 Michigan (11/25), tallying four points.
- Broke out against No. 16 Michigan State (11/14) with a career high 12 points, including a career best 5-for-8 day from the free-throw line.
- Reeled in a career best 8 rebounds against Loyola Maryland in the home opener on Nov. 8.
- Opened the season in Fordham, less than an hour away from her hometown. Collected two points, one block and two boards.

SEASON

1..... Double-Figure Scoring..... 1

CAREER

2019-20 GAME-BY-GAME STATISTICS

| Date | Opponent | GS | MIN | FG-A | 3P-A | FT-A | RB | PF | A | TO | ST | BL | PTS |
|-------|--------------------|----|-----|------|------|-------|-------|----|---|----|----|----|-----|
| 11/5 | @ Fordham | 12 | 1-4 | 0-1 | 0-0 | 0-2-2 | 0 | 0 | 3 | 0 | 1 | 2 | |
| 11/8 | Loyola MD | 20 | 2-8 | 0-1 | 2-2 | 3-5-8 | 3 | 1 | 1 | 1 | 1 | 6 | |
| 11/11 | Tennessee | 21 | 1-8 | 1-3 | 0-0 | 2-1-3 | 3 | 1 | 1 | 0 | 0 | 3 | |
| 11/14 | Michigan St | 14 | 3-5 | 1-1 | 5-8 | 4-1-5 | 1 | 0 | 2 | 0 | 1 | 12 | |
| 11/20 | Toledo | 20 | 1-4 | 0-0 | 0-0 | 0-2-2 | 0 | 1 | 2 | 2 | 0 | 2 | |
| 11/23 | @ Michigan | * | 17 | 2-4 | 0-1 | 0-0 | 0-1-1 | 5 | 1 | 3 | 0 | 1 | 4 |
| 11/28 | vs FGCU | 12 | 1-3 | 0-0 | 1-1 | 0-1-1 | 0 | 1 | 1 | 1 | 0 | 3 | |
| 11/29 | vs South Dakota St | 23 | 1-7 | 0-2 | 1-2 | 2-1-3 | 0 | 2 | 1 | 0 | 2 | 3 | |
| 11/30 | vs USF | * | 22 | 1-2 | 1-1 | 2-4 | 1-2-3 | 2 | 3 | 2 | 0 | 0 | 5 |
| 12/4 | Minnesota | * | 5 | 0-1 | 0-0 | 0-0 | 0-2-2 | 0 | 0 | 1 | 0 | 0 | 0 |
| 12/8 | @ UConn | * | 26 | 1-5 | 1-5 | 0-0 | 0-3-3 | 2 | 1 | 1 | 0 | 1 | 3 |
| 12/11 | DePaul | 1 | 0-0 | 0-0 | 0-0 | 0-0-0 | 0 | 0 | 0 | 0 | 0 | 0 | 0 |
| 12/29 | Clemson | 15 | 1-3 | 0-0 | 0-0 | 0-1-1 | 1 | 0 | 0 | 0 | 0 | 2 | |
| 1/2 | @ Pittsburgh | 4 | 0-1 | 0-0 | 0-0 | 0-1-1 | 2 | 1 | 0 | 0 | 0 | 0 | 0 |
| 1/5 | @ Syracuse | 9 | 0-2 | 0-0 | 0-0 | 0-0-0 | 1 | 0 | 1 | 1 | 0 | 0 | 0 |
| 1/9 | Boston College | 4 | 1-1 | 0-0 | 0-0 | 0-0-0 | 0 | 0 | 1 | 0 | 0 | 2 | |
| 1/12 | NC State | 22 | 0-7 | 0-4 | 0-0 | 2-0-2 | 3 | 0 | 1 | 0 | 0 | 0 | 0 |
| 1/16 | @ Duke | 8 | 1-3 | 1-1 | 0-0 | 1-0-1 | 1 | 0 | 2 | 1 | 1 | 3 | |
| 1/19 | Miami | 3 | 0-2 | 0-0 | 0-0 | 1-1-2 | 0 | 0 | 1 | 0 | 1 | 0 | 0 |
| 1/26 | @ Virginia | 15 | 1-4 | 0-2 | 2-2 | 0-3-3 | 4 | 0 | 4 | 0 | 1 | 4 | |
| 1/30 | Louisville | 10 | 0-4 | 0-1 | 0-0 | 0-1-1 | 1 | 0 | 0 | 0 | 0 | 0 | 0 |
| 2/2 | @ Georgia Tech | 10 | 0-2 | 0-2 | 0-0 | 0-3-3 | 2 | 1 | 0 | 0 | 0 | 0 | 0 |
| 2/6 | @ Wake Forest | | | | | | | | | | | | |
| 2/9 | Pittsburgh | | | | | | | | | | | | |
| 2/13 | @ Boston College | | | | | | | | | | | | |
| 2/16 | @ Louisville | | | | | | | | | | | | |
| 2/20 | Virginia Tech | | | | | | | | | | | | |
| 2/23 | Syracuse | | | | | | | | | | | | |
| 2/27 | UNC | | | | | | | | | | | | |
| 3/1 | @ Florida St | | | | | | | | | | | | |

COSGROVE'S OVERALL CAREER STATISTICS

| SEASON | TEAM | GP-GS | MIN/AVG | FG-FGA | FG% | 3FG-FGA | 3FG% | FT-FTA | FT% | OFF | DEF | TOT | AVG | PF-FO | AST | TO | BLK | STL | PTS | AVG |
|--------------|------|-------------|----------------|---------------|-------------|--------------|-------------|--------------|-------------|-----------|-----------|-----------|------------|-------------|-----------|-----------|-----------|----------|-----------|------------|
| 2018-19 | ND | 27-0 | 132/4.9 | 14-48 | .292 | 9-35 | .257 | 0-0 | .000 | 4 | 14 | 18 | 0.7 | 14-0 | 5 | 8 | 6 | 1 | 37 | 1.4 |
| 2019-20 | ND | 22-4 | 292/13.3 | 18-80 | .225 | 5-25 | .200 | 13-19 | .684 | 16 | 31 | 47 | 2.1 | 31-1 | 13 | 28 | 10 | 6 | 54 | 2.5 |
| TOTAL | | 49-4 | 423/8.6 | 32-128 | .250 | 14-60 | .233 | 13-19 | .684 | 20 | 45 | 65 | 1.3 | 45-1 | 18 | 36 | 16 | 7 | 91 | 1.9 |



DESTINEE WALKER 24

5-10 // GRADUATE // GUARD

ORLANDO, FLORIDA

NORTH CAROLINA // LAKE HIGHLAND

UPDATE

- Played in all 22 games, starting in all but one. Averages 34.9 minutes, which ranks 7th in the ACC.
- Participating in her first full season of basketball since the 2016-17 campaign with the Tar Heels.
- Leads the Irish in 20+ scoring performances with five, which also sets a new career best - previous was four set her sophomore year at UNC (2016-17).
- Recorded her third game this year with four or more treys vs. Miami (1/19), going 4-of-5 from three. Walker finished with 21 points.
- Recorded her best quarter of the season in the first at Syracuse on Jan. 5 with 12 points.
- Willed the Irish to victory at Pitt (1/2) in the final minutes: Recorded an impressive reverse layup at 2:05, dished the assist to Vaughn at 1:33, earned a crucial steal with 23 seconds left, then converted three free throws in the final 20 seconds for the 60-52 win. Totaled 16 points for the game.
- Walker scored 7 of her 17 points against No. 21 USF (11/30) in the 4th quarter, helping lift the Irish to a ranked win.
- Exploded with a season best 27 points at No. 21 Michigan (11/23), tying her career high from beyond the arc with five made three's (5-for-8). She scored nine of the team's 14 third quarter points.
- Walker hit the game-winning basket for the Irish in the 54-51 win over Toledo (11/20), tallying 12 points in the game.
- Her 79 made free-throws leads the team and ranks 80th in the country, while her .735 free-throw percentage ranks 11th in the ACC.
- In her Irish debut, Walker stepped up with a 10-point, 10-rebound, double-double in 38 minutes of play. The 10 boards tied her career high.

SEASON BESTS

Pts: 27 (at Michigan, 11/23/19)
 Rebs: 10 (at Fordham, 11/5/19)
 FGM: 9, 2x (last at Michigan, 11/23/19)
 FGA: 17, 2x (last at Syracuse, 1/5/20)
 3FGM: 5 (at Michigan, 11/23/19)
 3FGA: 9, 2x (last at Syracuse, 1/5/20)
 FTM: 6, 3x (last at Virginia, 1/26/20)
 FTA: 10 (at Virginia, 1/26/20)
 Ast: 4 (vs Loyola MD, 11/8/19)
 Blk: 1, 4x (last vs Boston College, 1/9/20)
 Stl: 4, 2x (last at Michigan, 11/23/19)
 Min: 40 (at Georgia Tech, 2/2/20)

CAREER BESTS

Pts: 32 (vs Florida A&M, 11/17/15)
 Rebs: 10, 2x (last at Fordham, 11/5/19)
 FGM: 10, 2x (last vs Iona, 11/21/15)
 FGA: 19, 2x (last at Virginia Tech, 1/2/17)
 3FGM: 5, 3x (last at Michigan, 11/23/19)
 3FGA: 12 (vs Louisville, 2/4/16)
 FTM: 10 (vs Florida A&M, 11/17/15)
 FTA: 10, 2x (last vs Jacksonville, 12/20/16)
 Ast: 6 (vs Pacific, 11/25/15)
 Blk: 1, 7x (last vs Boston College, 1/9/20)
 Stl: 4, 3x (last at Michigan, 11/23/19)
 Min: 45 (vs Pitt, 3/2/16)

KEY STATISTICS

| POINTS | 3PT FG | FT% | FT MADE |
|-------------|-------------|-------------|------------|
| 13.5 | 1.1 | .745 | 3.6 |
| 3RD ON TEAM | 2ND ON TEAM | 2ND ON TEAM | LEADS TEAM |
| | | 10TH IN ACC | |

SEASON


| SEASON | CAREER |
|---------|------------------------------|
| 17..... | Double-Figure Scoring.....57 |
| 5..... | 20-Point Games.....12 |
| 0..... | 30-Point Games.....1 |
| 1..... | Double-Doubles.....2 |
| 1..... | Double-Figure Rebounds.....2 |

2019-20 GAME-BY-GAME STATISTICS

| Date | Opponent | GS | MIN | FG-A | 3P-A | FT-A | RB | PF | A | TO | ST | BL | PTS |
|-------|--------------------|----|-----|------|------|------|--------|----|---|----|----|----|-----|
| 11/5 | @ Fordham | * | 38 | 3-9 | 0-2 | 4-6 | 3-7-10 | 2 | 0 | 1 | 1 | 0 | 10 |
| 11/8 | Loyola MD | * | 33 | 9-15 | 0-1 | 6-7 | 3-3-6 | 2 | 4 | 1 | 2 | 1 | 19 |
| 11/11 | Tennessee | * | 36 | 5-13 | 3-7 | 5-6 | 1-1-2 | 3 | 2 | 2 | 4 | 0 | 18 |
| 11/14 | Michigan St | * | 35 | 0-2 | 0-1 | 4-6 | 2-0-2 | 5 | 1 | 1 | 1 | 0 | 4 |
| 11/20 | Toledo | * | 37 | 6-17 | 0-3 | 0-0 | 2-4-6 | 1 | 2 | 1 | 1 | 0 | 12 |
| 11/23 | @ Michigan | * | 33 | 9-14 | 5-8 | 4-6 | 0-2-2 | 3 | 1 | 1 | 4 | 0 | 27 |
| 11/28 | vs FGCU | * | 39 | 2-7 | 0-2 | 0-0 | 0-4-4 | 2 | 0 | 4 | 0 | 0 | 4 |
| 11/29 | vs South Dakota St | * | 38 | 4-16 | 0-9 | 4-6 | 0-1-1 | 4 | 1 | 1 | 2 | 0 | 12 |
| 11/30 | vs USF | * | 37 | 6-16 | 1-7 | 4-7 | 1-3-4 | 1 | 1 | 1 | 1 | 0 | 17 |
| 12/4 | Minnesota | * | 35 | 4-7 | 0-1 | 4-4 | 1-1-2 | 0 | 0 | 2 | 0 | 0 | 12 |
| 12/8 | @ UConn | * | 30 | 1-7 | 0-3 | 0-0 | 0-3-3 | 2 | 0 | 2 | 1 | 0 | 2 |
| 12/11 | DePaul | * | 30 | 8-12 | 2-3 | 2-3 | 0-5-5 | 4 | 1 | 5 | 0 | 0 | 20 |
| 12/29 | Clemson | * | 37 | 3-15 | 1-6 | 3-4 | 3-2-5 | 1 | 2 | 1 | 0 | 1 | 10 |
| 1/2 | @ Pittsburgh | * | 29 | 5-11 | 1-4 | 5-6 | 1-4-5 | 2 | 1 | 0 | 3 | 0 | 16 |
| 1/5 | @ Syracuse | * | 38 | 8-17 | 4-9 | 5-8 | 0-6-6 | 5 | 3 | 1 | 1 | 1 | 25 |
| 1/9 | Boston College | * | 36 | 7-15 | 1-7 | 6-6 | 0-1-1 | 3 | 3 | 3 | 1 | 1 | 21 |
| 1/12 | NC State | * | 35 | 4-15 | 0-6 | 3-4 | 3-1-4 | 2 | 2 | 2 | 0 | 0 | 11 |
| 1/16 | @ Duke | * | 32 | 2-13 | 0-7 | 2-2 | 1-6-7 | 3 | 2 | 1 | 1 | 0 | 6 |
| 1/19 | Miami | * | 38 | 6-11 | 4-5 | 5-6 | 3-4-7 | 2 | 2 | 2 | 1 | 0 | 21 |
| 1/26 | @ Virginia | * | 34 | 2-12 | 1-6 | 6-10 | 2-2-4 | 1 | 2 | 3 | 2 | 0 | 11 |
| 1/30 | Louisville | * | 25 | 1-10 | 1-4 | 0-0 | 1-1-2 | 0 | 0 | 0 | 0 | 0 | 3 |
| 2/2 | @ Georgia Tech | * | 40 | 4-11 | 0-3 | 7-8 | 0-4-4 | 3 | 2 | 1 | 2 | 0 | 15 |
| 2/6 | @ Wake Forest | | | | | | | | | | | | |
| 2/9 | Pittsburgh | | | | | | | | | | | | |
| 2/13 | @ Boston College | | | | | | | | | | | | |
| 2/16 | @ Louisville | | | | | | | | | | | | |
| 2/20 | Virginia Tech | | | | | | | | | | | | |
| 2/23 | Syracuse | | | | | | | | | | | | |
| 2/27 | UNC | | | | | | | | | | | | |
| 3/1 | @ Florida St | | | | | | | | | | | | |

WALKER'S OVERALL CAREER STATISTICS

| SEASON | TEAM | GP-GS | MIN/AVG | FG-FGA | FG% | 3FG-FGA | 3FG% | FT-FTA | FT% | OFF DEF | TOT | AVG | PF-FO | AST | TO | BLK/STL | PTS | AVG | | |
|---------------------|------|--------------|------------------|----------------|-------------|----------------|-------------|----------------|-------------|-----------|------------|------------|------------|--------------|------------|------------|----------|-----------|-------------|-------------|
| 2015-16 | UNC | 32-31 | 1194/37.3 | 160-428 | .374 | 48-180 | .267 | 78-96 | .813 | 31 | 86 | 117 | 3.7 | 66-0 | 79 | 91 | 2 | 35 | 446 | 13.9 |
| 2016-17 | UNC | 21-20 | 684/32.6 | 91-238 | .382 | 39-115 | .339 | 40-55 | .727 | 24 | 54 | 78 | 3.7 | 48-1 | 42 | 45 | 1 | 24 | 261 | 12.4 |
| 2018-19 | UNC | 4-0 | 39/9.7 | 2-7 | .286 | 1-1 | 1.000 | 5-6 | .833 | 2 | 2 | 4 | 1.0 | 4-0 | 2 | 2 | 0 | 0 | 10 | 2.5 |
| 2019-20 | ND | 22-21 | 769/34.9 | 96-264 | .364 | 25-107 | .234 | 79-106 | .745 | 26 | 66 | 92 | 4.2 | 51-2 | 32 | 36 | 4 | 28 | 296 | 13.5 |
| TOTAL FOR ND | | 22-21 | 769/34.9 | 96-264 | .364 | 25-107 | .234 | 79-106 | .745 | 26 | 66 | 92 | 4.2 | 51-2 | 32 | 36 | 4 | 28 | 296 | 13.5 |
| TOTAL | | 79-72 | 2686/34.0 | 349-937 | .372 | 113-403 | .280 | 202-263 | .768 | 83 | 208 | 291 | 3.7 | 169-3 | 155 | 174 | 7 | 87 | 1013 | 12.8 |



MIK VAUGHN 30

6-3 // JUNIOR // CENTER
 PHILADELPHIA, PENNSYLVANIA
 PAUL VI / FRIENDS' CENTRAL

SEASON BESTS

Pts: 20 (at Georgia Tech, 2/2/20)
 Rebs: 11, 2x (at Duke, 1/16/20)
 FGM: 10 (at Georgia Tech, 2/2/20)
 FGA: 19 (at Pitt, 1/2/20)
 3FGM: 3
 3FGA: 5
 FTM: 4 (at Duke, 1/16/20)
 FTA: 5 (at Duke, 1/16/20)
 Ast: 5 (vs Louisville, 1/30/20)
 Blk: 3, 2x (last vs Boston College, 1/9/20)
 Stl: 4 (vs Clemson, 12/29/19)
 Min: 34 (vs Boston College, 1/9/20)

CAREER BESTS

Pts: 20 (at Georgia Tech, 2/2/20)
 Rebs: 11, 3x (last at Duke, 1/16/20)
 FGM: 10 (at Georgia Tech, 2/2/20)
 FGA: 19 (at Pitt, 1/2/20)
 3FGM: 3
 3FGA: 5
 FTM: 4, 2x (last at Duke, 1/16/20)
 FTA: 5 (at Duke, 1/16/20)
 Ast: 5 (vs Louisville, 1/30/20)
 Blk: 4, 2x (last vs Wake Forest, 1/13/19)
 Stl: 4 (vs Clemson, 12/29/19)
 Min: 34 (vs Boston College, 1/9/20)

KEY STATISTICS

| | | | |
|-------------|------------|------------|------------|
| POINTS | REBOUNDS | FG% | BLOCKS |
| 10.8 | 6.9 | .597 | 1.3 |
| 4TH ON TEAM | LEADS TEAM | LEADS TEAM | LEADS TEAM |

UPDATE

- Started in all 11 games in which she's played. Averages 26.9 minutes
- Made her first career start for the Irish in the season opener at Fordham. Vaughn was closing in on a double-double with eight points and nine boards in 20 minutes of action before being sidelined with a right knee injury. Vaughn also set a career high in assists with four.
- Missed 11 games due to an ACL sprain in her right knee - opposite knee of what she tore in her freshman season. Returned from injury against Clemson on Dec. 29.
- Posted 5 double-digit scoring games since her return - in all 5, Vaughn has recorded at least 16 points and 8 rebounds, which included two double-doubles.
- Been highly efficient from the field since returning, converting 61.6 percent from the floor, which would lead the ACC but doesn't have enough FG attempts to qualify.
- Been a beast on the offensive glass, as her 3.2 offensive rebounds/game in ACC play ranks 3rd.
- Recorded her first career double-double at Syracuse (1/5) with 16 points and a career-high tying 11 boards.
- Poured in 18 points at Duke (1/16), recording her second double-double with a career-high tying 11 boards.
- Went 7-of-8 from the field for 16 points in the win over Miami (1/19).
- Dished out a career best five assists vs No. 5 Louisville. It marked her first 5+5+5 Stat Stuffer game, earning eight points and five boards as well.
- Carried the Irish to victory at Georgia Tech on Feb. 2, scoring a career high 20 points on 10-of-15 shooting from the field.
- Scored double-digit points by the half on 4 separate occasions this season, and all 4 have been on the road: Pitt, Syracuse, Duke and Georgia Tech.

SEASON

| | | |
|---|------------------------|---|
| 5 | Double-Figure Scoring | 8 |
| 2 | Double-Figure Rebounds | 3 |
| 2 | Double-Doubles | 2 |
| 1 | 20-Point Games | 1 |

CAREER

2019-20 GAME-BY-GAME STATISTICS

| Date | Opponent | GS | MIN | FG-A | 3P-A | FT-A | RB | PF | A | TO | ST | BL | PTS |
|-------|--------------------|----|-----|-------|------|------|--------|----|---|----|----|----|-----|
| 11/5 | @ Fordham | * | 20 | 3-6 | 0-0 | 2-3 | 2-7-9 | 0 | 4 | 3 | 1 | 0 | 8 |
| 11/8 | Loyola MD | | DNP | | | | | | | | | | |
| 11/11 | Tennessee | | DNP | | | | | | | | | | |
| 11/14 | Michigan St | | DNP | | | | | | | | | | |
| 11/20 | Toledo | | DNP | | | | | | | | | | |
| 11/23 | @ Michigan | | DNP | | | | | | | | | | |
| 11/28 | vs FGCU | | DNP | | | | | | | | | | |
| 11/29 | vs South Dakota St | | DNP | | | | | | | | | | |
| 11/30 | vs USF | | DNP | | | | | | | | | | |
| 12/4 | Minnesota | | DNP | | | | | | | | | | |
| 12/8 | @ UConn | | DNP | | | | | | | | | | |
| 12/11 | DePaul | | DNP | | | | | | | | | | |
| 12/29 | Clemson | * | 23 | 4-5 | 0-0 | 0-0 | 0-2-2 | 2 | 1 | 2 | 4 | 0 | 8 |
| 1/2 | @ Pittsburgh | * | 29 | 8-19 | 0-0 | 1-1 | 6-3-9 | 4 | 3 | 1 | 2 | 2 | 17 |
| 1/5 | @ Syracuse | * | 28 | 7-8 | 0-0 | 2-3 | 5-6-11 | 5 | 0 | 1 | 0 | 3 | 16 |
| 1/9 | Boston College | * | 34 | 2-6 | 0-0 | 2-2 | 5-4-9 | 3 | 4 | 0 | 0 | 3 | 6 |
| 1/12 | NC State | * | 25 | 3-3 | 0-0 | 0-0 | 0-1-1 | 3 | 2 | 2 | 3 | 2 | 6 |
| 1/16 | @ Duke | * | 32 | 7-11 | 0-0 | 4-5 | 7-4-11 | 3 | 0 | 3 | 2 | 1 | 18 |
| 1/19 | Miami | * | 24 | 7-8 | 0-0 | 2-2 | 4-4-8 | 4 | 3 | 4 | 0 | 1 | 16 |
| 1/26 | @ Virginia | * | 23 | 2-3 | 0-0 | 1-2 | 1-3-4 | 3 | 1 | 3 | 1 | 0 | 5 |
| 1/30 | Louisville | * | 29 | 3-8 | 0-0 | 2-4 | 2-3-5 | 2 | 5 | 1 | 1 | 1 | 8 |
| 2/2 | @ Georgia Tech | * | 29 | 10-15 | 0-0 | 0-0 | 2-5-7 | 4 | 0 | 1 | 1 | 1 | 20 |
| 2/6 | @ Wake Forest | | | | | | | | | | | | |
| 2/9 | Pittsburgh | | | | | | | | | | | | |
| 2/13 | @ Boston College | | | | | | | | | | | | |
| 2/16 | @ Louisville | | | | | | | | | | | | |
| 2/20 | Virginia Tech | | | | | | | | | | | | |
| 2/23 | Syracuse | | | | | | | | | | | | |
| 2/27 | UNC | | | | | | | | | | | | |
| 3/1 | @ Florida St | | | | | | | | | | | | |

VAUGHN'S OVERALL CAREER STATISTICS

| SEASON | TEAM | GP-GS | MIN | AVG | FG-FGA | FG% | 3FG-FGA | 3FG% | FT-FTA | FT% | OFF | DEF | TOT | AVG | PF-FO | AST | TO | BLK | STL | PTS | AVG |
|--------------|------|--------------|------------|-------------|----------------|-------------|------------|-------------|--------------|-------------|-----------|------------|------------|------------|-------------|-----------|-----------|-----------|-----------|------------|------------|
| 2017-18 | ND | 6-0 | 79 | 13.2 | 23-37 | .622 | 0-0 | .000 | 2-6 | .333 | 14 | 12 | 26 | 4.3 | 11-0 | 4 | 8 | 7 | 3 | 48 | 8.0 |
| 2018-19 | ND | 38-0 | 362 | 9.5 | 53-101 | .525 | 0-0 | .000 | 19-30 | .633 | 41 | 49 | 90 | 2.4 | 48-1 | 7 | 25 | 24 | 10 | 125 | 3.3 |
| 2019-20 | ND | 11-11 | 296 | 26.9 | 56-92 | .609 | 0-0 | .000 | 16-22 | .727 | 34 | 42 | 76 | 6.9 | 33-1 | 23 | 21 | 14 | 15 | 128 | 11.6 |
| TOTAL | | 55-11 | 738 | 13.4 | 132-230 | .574 | 0-0 | .000 | 37-58 | .638 | 89 | 103 | 192 | 3.5 | 92-2 | 34 | 54 | 45 | 28 | 301 | 5.5 |



SAM BRUNELLE 33

6-2 // FRESHMAN // FORWARD

RUCKERSVILLE, VIRGINIA

WILLIAM MONROE

SEASON BESTS

Pts: 31 (vs DePaul, 12/11/19)
 Rebs: 13 (vs Toledo, 11/20/19)
 FGM: 13 (vs DePaul, 12/11/19)
 FGA: 20 (at Duke, 1/16/20)
 3FGM: 4, 2x (at Virginia, 1/26/20)
 3FGA: 12 (at Virginia, 1/26/20)
 FTM: 6 (vs Toledo, 11/20/19)
 FTA: 10 (vs Toledo, 11/20/19)
 Ast: 3, 5x (last at Georgia Tech, 2/2/20)
 Blk: 4 (at Pitt, 1/2/20)
 Stl: 2, 4x (last at Virginia, 1/26/20)
 Min: 42 (at Syracuse, 1/5/20)

CAREER BESTS

Pts: 31 (vs DePaul, 12/11/19)
 Rebs: 13 (vs Toledo, 11/20/19)
 FGM: 13 (vs DePaul, 12/11/19)
 FGA: 20 (at Duke, 1/16/20)
 3FGM: 4, 2x (at Virginia, 1/26/20)
 3FGA: 12 (at Virginia, 1/26/20)
 FTM: 6 (vs Toledo, 11/20/19)
 FTA: 10 (vs Toledo, 11/20/19)
 Ast: 3, 5x (last at Georgia Tech, 2/2/20)
 Blk: 4 (at Pitt, 1/2/20)
 Stl: 2, 4x (last at Virginia, 1/26/20)
 Min: 42 (at Syracuse, 1/5/20)

KEY STATISTICS

| POINTS | REBOUNDS | BLOCKS | 3PT FG |
|------------------------------|-------------|----------------------------|------------|
| 13.9 | 6.1 | 1.2 | 1.5 |
| CO-LEADS TEAM 15TH IN ACC | 2ND ON TEAM | 2ND ON TEAM 13TH IN ACC | LEADS TEAM |

UPDATE

- Started all 22 games, averaging 34.2 minutes, which ranks 11th in the ACC.
- Became the first player to start her Irish career with seven double-digit scoring performances - previous record was four. Now boasts 16 total for the year.
- Brunelle's 13.9 ppg ranks 3rd all-time at ND for a freshman. The top spot belongs to Beth Morgan (17.9).
- Brunelle (13.9 ppg), Gilbert (13.9 ppg) and Peoples (12.6 ppg) lead all freshmen in the ACC in scoring. The next highest is Virginia Tech's Elizabeth Kitley at 11.2 ppg. Brunelle also leads all ACC freshmen in the Points + Assists + Rebounds/Game category at 21.5.
- Brunelle/Gilbert/Peoples could become the first freshmen trio to all finish with a double-digit scoring average. Also looking to become the highest scoring freshmen pairing in ND history: Arike Ogunbowale (11.4) and Marina Mabrey (10.7), 2015-16 // Mary Beth Schueth (13.0) and Carries Bates (12.4), 1981-82.
- Nationally, among freshmen at power-five schools, Brunelle's scoring average is tied for 4th. Brunelle is also 1-of-11 freshmen nationally to average over 13.5 points and 6.0 rebounds.
- Only two freshmen pairs in all of Division-I to both average 13.5 ppg or higher --> ND's Brunelle and Gilbert and Fresno State's Haley & Hanna Cavinder.
- Life without Peoples: Brunelle has certainly stepped up since the news that fellow freshman Anaya Peoples was lost for the season following the NC State game. Since, Brunelle is leading the Irish in scoring at 17.2 ppg in that span, earning double-digit points in 4-of-5 games. She is shooting 40.3 percent from the floor and 34.2 percent from three.
- Starting to heat up from beyond the arc. The freshman struggled early on, going 13-of-68 (.191) from three over the first 14 games. However, she's flipped the script as of late. Brunelle's converted 20-of-57 (.351) from three.
- Since Jan. 5, Brunelle is averaging 2.5 three's/game, which ranks 5th in the ACC in that timespan.
- Brunelle went off in the win over Miami (1/19), scoring 20 of her 25 points in the 2nd half.
- Exploded with a career high 31 points on 13-of-18 shooting vs. DePaul on Dec. 11. Brunelle is 1-of-6 players in the ACC to record a 30+ point performance. Her 31-point performance also tied the Notre Dame individual scoring record for a freshmen, tying both Skylar Diggins and Katryna Gaither.
- 4th Quarter surges: Brunelle scored seven of her 19 points in the fourth against Minnesota (12/4). Scored nine of her 11 points in the fourth at No. 21 Michigan (11/23). Scored 11 of her 19 points in the fourth vs. No. 16 Michigan State (11/14).
- Notched her second double-double with an 11-point, 12-rebound performance against FGCU (11/28). All 12 boards were defensive rebounds, which marked a career best for that category.
- Logged her first double-double of her career with 19 points and 13 rebounds against Toledo (11/20).
- Peoples and Brunelle became the first pair of freshmen starters for a season opener since Teresa Borton & Jacqueline Batteast started the 2001-02 season opener.
- Fun Fact: Wants to go into broadcasting - already hosting a segment in the Muffet McGraw Radio Show this year called Sam's Saloon.

SEASON

| | CAREER |
|------------------------------------|--------|
| 16..... Double-Figure Scoring..... | 16 |
| 2..... Double-Figure Rebounds..... | 2 |
| 2..... Double-Doubles..... | 2 |
| 3..... 20-Point Games..... | 3 |
| 1..... 30-Point Games..... | 1 |

2019-20 GAME-BY-GAME STATISTICS

| Date | Opponent | GS | MIN | FG-A | 3P-A | FT-A | RB | PF | A | TO | ST | BL | PTS |
|-------|--------------------|----|-----|-------|------|------|---------|----|---|----|----|----|-----|
| 11/5 | @ Fordham | * | 33 | 4-12 | 2-6 | 4-4 | 2-3-5 | 3 | 3 | 5 | 2 | 0 | 14 |
| 11/8 | Loyola MD | * | 34 | 6-15 | 0-5 | 0-0 | 3-6-9 | 1 | 3 | 4 | 0 | 2 | 12 |
| 11/11 | Tennessee | * | 32 | 6-18 | 2-11 | 2-2 | 1-2-3 | 4 | 0 | 3 | 1 | 0 | 16 |
| 11/14 | Michigan St | * | 37 | 7-13 | 2-6 | 3-6 | 1-7-8 | 1 | 3 | 2 | 1 | 3 | 19 |
| 11/20 | Toledo | * | 37 | 6-12 | 1-6 | 6-10 | 3-10-13 | 2 | 0 | 2 | 2 | 3 | 19 |
| 11/23 | @ Michigan | * | 39 | 5-11 | 1-5 | 1-2 | 1-3-4 | 4 | 2 | 2 | 1 | 2 | 12 |
| 11/28 | vs FGCU | * | 30 | 4-12 | 1-5 | 2-4 | 0-12-12 | 5 | 2 | 3 | 0 | 1 | 11 |
| 11/29 | vs South Dakota St | * | 27 | 1-7 | 1-4 | 4-4 | 0-2-2 | 3 | 0 | 0 | 0 | 0 | 7 |
| 11/30 | vs USF | * | 33 | 4-13 | 2-5 | 0-0 | 1-3-4 | 3 | 1 | 1 | 0 | 0 | 10 |
| 12/4 | Minnesota | * | 38 | 9-18 | 0-3 | 1-1 | 0-6-6 | 4 | 3 | 5 | 0 | 2 | 19 |
| 12/8 | @ UConn | * | 19 | 2-10 | 0-3 | 0-0 | 1-5-6 | 1 | 2 | 2 | 0 | 0 | 4 |
| 12/11 | DePaul | * | 38 | 13-18 | 1-3 | 4-5 | 1-6-7 | 1 | 2 | 2 | 0 | 1 | 31 |
| 12/29 | Clemson | * | 31 | 2-6 | 0-3 | 1-2 | 1-2-3 | 3 | 1 | 4 | 2 | 0 | 5 |
| 1/2 | @ Pittsburgh | * | 32 | 4-11 | 0-3 | 0-0 | 0-5-5 | 1 | 2 | 6 | 0 | 4 | 8 |
| 1/5 | @ Syracuse | * | 42 | 5-16 | 2-5 | 0-2 | 3-4-7 | 2 | 1 | 3 | 1 | 1 | 12 |
| 1/9 | Boston College | * | 33 | 6-14 | 3-7 | 0-0 | 1-7-8 | 2 | 1 | 4 | 0 | 0 | 15 |
| 1/12 | NC State | * | 27 | 2-8 | 2-7 | 0-0 | 1-1-2 | 3 | 1 | 1 | 0 | 0 | 6 |
| 1/16 | @ Duke | * | 39 | 6-20 | 4-11 | 0-0 | 4-4-8 | 2 | 1 | 8 | 1 | 1 | 16 |
| 1/19 | Miami | * | 36 | 11-18 | 3-5 | 0-0 | 1-3-4 | 1 | 0 | 3 | 2 | 0 | 25 |
| 1/26 | @ Virginia | * | 39 | 6-17 | 4-12 | 5-6 | 0-5-5 | 0 | 2 | 3 | 2 | 3 | 21 |
| 1/30 | Louisville | * | 39 | 6-15 | 2-8 | 3-4 | 3-6-9 | 1 | 1 | 6 | 1 | 1 | 17 |
| 2/2 | @ Georgia Tech | * | 37 | 2-7 | 0-2 | 3-3 | 0-4-4 | 2 | 3 | 1 | 0 | 2 | 7 |
| 2/6 | @ Wake Forest | | | | | | | | | | | | |
| 2/9 | Pittsburgh | | | | | | | | | | | | |
| 2/13 | @ Boston College | | | | | | | | | | | | |
| 2/16 | @ Louisville | | | | | | | | | | | | |
| 2/20 | Virginia Tech | | | | | | | | | | | | |
| 2/23 | Syracuse | | | | | | | | | | | | |
| 2/27 | UNC | | | | | | | | | | | | |
| 3/1 | @ Florida St | | | | | | | | | | | | |

BRUNELLE'S OVERALL CAREER STATISTICS

| SEASON | TEAM | GP-GS | MIN/AVG | FG-FGA | FG% | 3FG-FGA | 3FG% | FT-FTA | FT% | OFF | DEF | TOT | AVG | PF-FO | AST | TO | BLK | STL | PTS | AVG |
|--------------|------|--------------|-----------------|----------------|-------------|---------------|-------------|--------------|-------------|-----------|------------|------------|------------|-------------|-----------|-----------|-----------|-----------|------------|-------------|
| 2019-20 | ND | 22-22 | 751/34.1 | 117-291 | .402 | 33-125 | .264 | 39-55 | .709 | 28 | 106 | 134 | 6.1 | 49-1 | 34 | 70 | 26 | 16 | 306 | 13.9 |
| TOTAL | | 22-22 | 751/34.1 | 117-291 | .402 | 33-125 | .264 | 39-55 | .709 | 28 | 106 | 134 | 6.1 | 49-1 | 34 | 70 | 26 | 16 | 306 | 13.9 |

SCORING

| | |
|--|---|
| Player scored 25 points | Sam Brunelle (25), vs Miami, 1/19/20 |
| Player scored 30 points | Sam Brunelle (31) vs DePaul, 12/11/19 |
| Player scored 35 points | Jessica Shepard (39) vs DePaul, 12/17/17 |
| Player scored 40 points | Jewell Loyd (41) at DePaul, 12/10/14 |
| Player came off bench and scored 20 points | Jackie Young (22), vs. Virginia, 3/3/19 |
| Two players scored 20 points | Sam Brunelle (25) & Destinee Walker (21), Miami, 1/19/20 |
| Three players scored 20 points | Jessica Shepard (30), Jackie Young (21), Brianna Turner (20) vs Louisville, 3/10/19 (Greensboro, N.C.) |
| Three players scored 20 points/consecutive games | Arike Ogunbowale (30), Jessica Shepard (24), Marina Mabrey (23) vs CSUN, 3/16/18; Arike Ogunbowale (24), Jessica Shepard (25), Jackie Young (24) vs. Villanova, 3/18/18 |
| Two players scored 25 points | Arike Ogunbowale (27) & Jessica Shepard (26) vs FSU, 2/10/19 |
| Player scored 25 points/consecutive games | Arike Ogunbowale (27 vs. Georgia Tech, 2/11/18; 27 at Virginia, 2/15/18) |
| None in double figures | at Seton Hall, 2/8/04 |
| One in double figures | Brianna Turner (25) vs. Duke, 1/26/17 |
| Six in double figures | Arike Ogunbowale (13), Brianna Turner (14), Jessica Shepard (18), Mikayla Vaughn (10), Marina Mabrey (21), Jackie Young (21) vs Binghamton, 12/16/18 |
| Seven in double figures | See eight in double figures |
| Eight in double figures | Devereaux Peters (20), Natalie Achonwa (19), Kaila Turner (14), Natalie Novosel (13), Skylar Diggins (11), Brittany Mallory (11), Kayla McBride (11) and Markisha Wright (11) vs. Pittsburgh, 1/17/12 |
| ND scored 55 points/half | 58 (2nd half) vs Stanford, 4/1/19 (Chicago) |
| ND scored 60 points/half | 60 (1st half) vs Pitt, 1/3/19 |
| ND scored 50 points in both halves | 50 (1st) & 53 (2nd) vs. Harvard, 11/9/18 |
| ND scored 100 points/game | 103 vs Virginia, 3/3/19 |
| ND scored 100 points/home game | See 100 points |
| ND scored 100 points/neutral site | 100 vs. Duquesne, 12/1/13 (@ Toronto, Ontario) |
| ND scored 100 points/conference game | 103 vs Virginia, 3/3/19 |
| ND scored fewer than 15 points/half | 11 (1st half) at West Virginia, 1/13/08 |
| ND scored fewer than 20 points/half | 18 (2nd half) at Duke, 1/16/20 |
| ND scored fewer than 50 points/game | 47 at Duke, 1/16/20 |

FIELD GOAL SHOOTING

| | |
|--|--|
| Player made every shot from the field (min. 7) | Jessica Shepard (8-8) vs Binghamton, 12/16/18 |
| ND shot 55 percent/consecutive games | 56.7 (38-67) at Syracuse, 2/25/19; 55.1 (38-69) vs Virginia, 3/3/19, 58.0 (40-69) vs North Carolina, 3/8/19 (Greensboro, N.C.) |
| ND shot 60 percent/game | 61.4 (35-57) vs Lehigh, 12/30/18 |
| ND shot 65 percent/game | 69.8 (37-53) vs WKU, 12/19/18 |
| ND shot 70 percent/game | 70.2 (40-57) at Mercer, 12/30/11 |
| ND shot below 25 percent/game | 24.5 (13-53) at West Virginia, 1/13/08 |
| ND shot below 30 percent/game | 29.5 (18-61) vs Louisville, 1/30/20 |
| ND shot below 35 percent/game and won | 33.3 (23-69) at Pitt, 1/2/20 |
| ND shot 65 percent/half | 69.2 (18-26) at Syracuse, 2/25/19 |
| ND shot 70 percent/half | See 75 |
| ND shot 75 percent or greater/half | .758 (22-29), 2nd half at Clemson, 1/31/19 |
| ND shot below 25 percent/half | 23.3 (7-30), 2nd half vs Louisville, 1/30/20 |
| ND shot below 30 percent/half | 28.6 (10-35), 2nd half at Virginia, 1/26/20 |

THREE-POINT SHOOTING

| | |
|--------------------------------------|---|
| Player made 4 three-pointers/half | See 5/half |
| Player made 5 three-pointers/half | Marina Mabrey (1st half) vs Texas A&M, 3/24/18 (Spokane, Wash.) |
| Player made 5 three-pointers | Destinee Walker at Michigan, 11/23/19 |
| Player made 6 three-pointers | Arike Ogunbowale vs Virginia, 3/3/19 |
| Player made 7 three-pointers | Marina Mabrey vs Texas A&M, 3/24/18 (Spokane, Wash.) |
| Player made 8 three-pointers | Sheila McMillen vs. St. John's, 2/28/98 (@ Piscataway, N.J.) |
| Player attempted 10 three-pointers | Sam Brunelle (12) at Virginia, 1/26/20 |
| ND made 10 three-pointers | 13 vs Virginia, 3/3/19 |
| ND did not make a three-pointer | vs. Saint Joseph's (Pa.), 12/21/14 |
| ND attempted 20 three-pointers | 21 at Virginia, 1/26/20 |
| ND shot 60 percent 3FG (min. 5 att.) | 70.0 (7-10) vs Miami, 1/19/20 |

FREE-THROW SHOOTING

| | |
|---|--|
| Player made 10 free-throws | Arike Ogunbowale (12) vs Louisville, 1/10/19 |
| Player made 15 free-throws | Jewell Loyd (15) at DePaul, 12/10/14 |
| Player attempted 15 free-throws | Brianna Turner (16) at North Carolina, 1/15/15 |
| Player made 10 for 10 or better | 12-12 by Arike Ogunbowale vs Louisville, 1/10/19 |
| ND shot 90 percent (min. 10 att.) | 100.0 (10-10) vs Boston College, 1/9/20 |
| ND shot below 50 percent (min. 10 att.) | 46.7 (7-15) at Georgia Tech, 1/6/19 |
| ND made 30 free-throws | 31 (attempted 46) vs. UCLA, 11/28/15 (@ Freeport, Bahamas) |
| ND made fewer than five FTs | 4 (attempted 7) vs. Wake Forest, 1/5/17 |
| ND attempted 40 free-throws | 46 (made 31) vs. UCLA, 11/28/15 (@ Freeport, Bahamas) |
| ND attempted fewer than five FTs | 2 (made 2) at Connecticut, 3/8/10 |

REBOUNDS

| | |
|--|---|
| Player had 15 rebounds | Anaya Peoples (15) vs. DePaul, 12/11/19 |
| Player had 20 rebounds | Natalie Achonwa (20) vs. South Florida, 3/10/13 (@ Hartford, Conn.) |
| Two players had double-figure rebounds | Mikayla Vaughn (11) & Anaya Peoples (11), at Syracuse, 1/5/20 |
| Three players had double-figure rebounds | Jessica Shepard (12), Kathryn Westbeid (10), and Jackie Young (10) vs Marquette, 12/20/17 |
| ND had 50 rebounds | 55 at Syracuse, 1/5/20 |
| ND had 25 offensive rebounds | 25 vs Iowa, 11/29/18 |
| ND had 30 offensive rebounds | 30 vs. Longwood, 12/28/11 |

DOUBLE-DOUBLES

| | |
|---------------------------------------|--|
| Points & rebounds/3 consecutive games | See 4 |
| Points & rebounds/4 consecutive games | Jessica Shepard (24/14) vs Texas A&M, 3/30/19; (11/14) vs Stanford, 4/1/19; (20/13) vs UConn, 4/5/19; (11/10) vs Baylor, 4/7/19 |
| Points & rebounds/5 consecutive games | Jessica Shepard (17/10) vs Florida State, 3/3/18; (23/10) vs Louisville, 3/4/18; (24/10) vs CSUN, 3/16/18; (25/10) vs Villanova, 3/18/18; (13/10) vs Texas A&M, 3/24/18 (Spokane, Wash.) |
| Points & assists | Marina Mabrey (12/12) vs UConn, 4/5/19 (Tampa) |
| Rebounds & assists | Lindsay Allen (11/10) vs. Virginia 1/29/17 |
| Points & assists/consecutive games | Niele Ivey (12/10) at Valparaiso, 11/17/00; (14/11) vs. Arizona, 11/20/00 |
| Two players had double-doubles | Jessica Shepard (11p/10r) & Brianna Turner (12p/12r) vs Baylor, 4/7/19 (Tampa) |
| Three players had double-doubles | Jessica Shepard (20p/13r), Brianna Turner (15p/15r), Marina Mabrey (12p/12a), vs UConn, 4/5/19 (Tampa) |
| 20+ points and 10+ rebounds | Anaya Peoples (22p/15r) vs DePaul, 12/11/19 |
| 30+ points and 10+ rebounds | Jessica Shepard vs Louisville, 3/10/19 (Greensboro, N.C.) |
| 40+ points and 10+ rebounds | Jewell Loyd (41/12) vs DePaul, 12/10/14 |
| 15 points and 15 rebounds | Anaya Peoples (22p/15r) vs DePaul, 12/11/19 |
| 20 points and 20 rebounds | Natalie Achonwa (20/20) vs. South Florida, 3/10/13 (@ Hartford, Conn.) |

TRIPLE DOUBLES (8 in school history)

| |
|---|
| Jackie Young (22p/10r/11a) vs Virginia, 3/3/19 |
| Jackie Young (16p/12r/10a) at Tennessee, 1/24/19 |
| Lindsay Allen (11p/11r/12a) at Chattanooga, 12/27/16 |
| Marina Mabrey (18p/10a/12s) at Valparaiso, 11/23/15 |
| Skylar Diggins (17p/10r/10a) at DePaul, 2/24/13 |
| Skylar Diggins (22p/10r/11a) vs Maryland, 3/27/12 (@ Raleigh, N.C.) |
| Sara Liebscher (17p/12r/10a) vs. Detroit, 2/15/90 |
| Mary Gavin (11p/14a/10s) vs. Marquette, 1/31/87 |

ASSISTS

| | |
|---|--|
| Player had 10 assists | Marta Sniezek (10) at Syracuse, 1/5/20 |
| Player had 10 assists/consecutive games | Jackie Young - 12 at Syracuse, 2/25/19; 11 vs Virginia, 3/3/19 |
| Player had 15 assists | Mary Gavin (17) at Marquette, 2/28/87 |
| ND had 30 assists | 30 at Georgia Tech, 1/6/19 |
| ND had fewer than 10 assists | 9 vs NC State, 1/12/20 |
| ND had fewer than 5 assists | 3 vs. Villanova, 3/8/09 (@ Hartford, Conn.) |

BLOCKED SHOTS

| | |
|-------------------------|---|
| Player blocked 5 shots | Brianna Turner (5) vs UConn, 4/5/19 |
| Player blocked 6 shots | Jessica Shepard (6) at Penn, 12/9/17 |
| Player blocked 7 shots | Brianna Turner (7) vs. Boston College, 2/23/17 |
| Player blocked 10 shots | Amanda Barksdale (11) vs. Boston College, 2/10/02 |
| ND blocked 10 shots | 12 vs WKU, 12/19/18 |
| ND blocked 15 shots | 16 vs. Boston College, 2/10/02 |
| ND blocked 0 shots | vs. Boston College, 1/14/18 |

STEALS

| | |
|----------------------|--|
| Player had 5 steals | Katlyn Gilbert (6) at Duke, 1/16/20 |
| Player had 10 steals | Marina Mabrey (12) at Valparaiso, 11/23/15 |
| ND had 20 steals | 21 vs. Saint Francis (Pa.), 12/31/12 |

TURNOVERS

| | |
|--|--|
| ND committed 25 or more | 26 at Duke, 1/16/20 |
| ND committed 25 or more and won | See 25 or more |
| ND committed 30 or more | 30 at West Virginia, 2/22/11 |
| ND committed 10 or fewer | 10 vs South Dakota State, 11/29/19 |
| ND committed 10 or fewer/consecutive games | 9 vs Texas A&M, 3/30/19 (Chicago); 7 vs Stanford, 4/1/19 (Chicago); 9 vs UConn, 4/5/19 (Tampa); 10 vs Baylor, 4/7/19 (Tampa) |
| ND committed 5 or fewer | 5 vs. Louisville, 3/4/17 (@ Conway, S.C.) |

MISCELLANEOUS

Led team in points/rebounds/assists
Hit "final minute" game-winning shot
Four-point play
Made shot from midcourt or beyond
Played every minute
Played more than 40 minutes
ND rallied from 10-point deficit to win
ND rallied from 15-point deficit to win
ND rallied from 20-point deficit to win
ND scored 20 straight points
ND scored 25 straight points
ND scored 30 straight points

Jackie Young (18p/13r/5a) vs Syracuse, 3/9/19
Arike Ogunbowale (OT - 0:01), vs UConn, 3/30/18 (Columbus, Ohio);
Arike Ogunbowale (4Q - 0:01), vs Mississippi State, 4/1/18 (Columbus, Ohio).
Madison Cable (9:52, 2nd half) vs. Wake Forest, 2/1/15
Arike Ogunbowale (50 feet at 0:00, 2nd half) vs. Louisville, 3/4/18
Destinee Walker, at Georgia Tech, 2/2/20
Marta Sniezek (41:41) at Syracuse, 1/5/20
Trailed Michigan, 33-22 (6:25 - 2nd), won 76-72, 11/23/19
Trailed Mississippi State, 40-25 (6:41, 3rd), won 61-58, 4/1/18 (Columbus, Ohio)
Trailed vs Tennessee, 37-14 (7:03 - 2nd); won 84-70, 1/18/18
20-0 run vs. Miami, 1/19/20
25-0 run vs. Bethune-Cookman, 3/23/19
36-0 run vs. Southeast Missouri State, 1/2/11

OVERTIME

ND played an OT game
ND played multiple overtimes
ND won an OT game
ND won an OT game at home
ND won an OT game on the road
ND lost an OT game

at Syracuse (L, 74-63, OT), 1/5/20
vs. Connecticut (W, 96-87, 3ot), 3/4/13
vs UConn (W, 91-89), 3/30/18 (Columbus, Ohio)
See played an OT game
vs UConn (W, 91-89), 3/30/18 (Columbus, Ohio)
at Syracuse (L, 74-63, OT), 1/5/20

RANKINGS

Played the No. 1 team in the AP poll
Played the No. 1 team in the WBCA/USA Today poll
Defeated top-5 opponent
Defeated top-10 opponent
Defeated top-10 opponent at home
Defeated top-10 opponent on the road
Defeated top-10 opponent by double digits

vs Baylor (L, 82-81), 4/7/19 (Tampa)
vs Baylor (L, 82-81), 4/7/19 (Tampa)
vs #3 Louisville (W, 99-79), 3/10/19 (Greensboro, N.C.)
vs #6 Stanford (W, 84-68), 4/1/19 (Chicago, Ill.)
#2 Louisville (W, 82-68), 1/10/19
#10 NC State (W, 95-72), 2/18/19
s #6 Stanford (W, 84-68), 4/1/19 (Chicago, Ill.)

SCORING MARGINS

ND won by 40-plus points
ND won by 50-plus points
ND won by 60-plus points
ND won by 70-plus points
ND lost by 10-19 at home
ND lost by 20-29 points
ND lost by 20-29 points at home
ND lost by 20-29 points on the road
ND lost by 30-plus points

42 --- ND 92, Bethune-Cookman 50, 3/23/19
50 --- ND 97, Boston College 47, 2/13/19
60 --- at ND 114, Valparaiso 54, 12/4/16
75 --- at ND 104, Holy Cross 29, 11/23/14
See 30
See 30
See 30
30 --- at Virginia 90, ND 60, 1/26/20
32 --- vs Louisville 86, ND 54, 1/30/20

LAST TIME OPPONENT ...**SCORING**

Player scored 25 points
Player scored 30 points
Player scored 35 points
Two players scored 20 points
Three players scored 20 points
Two players scored 25 points
None in double figures
Five in double figures
Six in double figures
Scored 50 points/half
Scored 55 points/half
Scored 60 points/half
Scored 100 points/game
Scored 100 points/non-conference game
Scored fewer than 15 points/half
Scored fewer than 20 points/half
Scored fewer than 40 points/game

Kiara Lewis (28), at Syracuse, 1/5/20
Rennia Davis (33), Tennessee, 11/11/19
Chennedy Carter (35), Texas A&M, 3/30/19 (Chicago)
Kiara Lewis (28) & Emily Engstler (22), at Syracuse, 1/5/20
Sonya Morris (29), Chante Stonewall (20) & Dee Bekelja (20), DePaul, 12/11/19
Brittney Griner (32) and Odyssey Sims (25) at Baylor, 11/20/11 vs Pitt, 1/3/19
Sonya Morris (29), Chante Stonewall (20), Dee Bekelja (20), Lexi Held (17) & Kelly Campbell (12), DePaul, 12/11/19
Erika Davenport (19), Danielle King (12), Natisha Hiedeman (12), Allazia Blockton (20), Amani Wilborn (10), Isabelle Spingola (12), Marquette, 12/20/17
50 (1st half), Louisville, 1/30/20
56 (1st half), at Louisville, 1/11/18
63 (2nd half), Northwestern State, 3/24/95 (@ Amarillo, Texas)
105, DePaul, 12/11/19
105, DePaul, 12/11/19
13 (1st half), Georgia Tech, 2/3/19
20 (1st half), at Duke, 1/16/20
37, vs Clemson, 1/21/18

FIELD GOAL SHOOTING

Shot 55 percent/game
Shot 60 percent/game
Shot below 20 percent/game
Shot below 25 percent/game

56.7 (34-60), vs NC State, 1/12/20
65.1 (41-63), at Louisville, 1/11/18
18.6 (11-59), Holy Cross, 11/23/14
24.1 (14-58), at Georgia Tech, 1/2/17

Shot below 30 percent/game
Shot 55 percent/half
Shot 60 percent/half
Shot 65 percent/half
Shot 70 percent/half
Shot below 20 percent/half
Shot below 25 percent/half

25.4 (16-63), at Pitt, 1/2/20
See 60
63.6 (21-33), 1st half vs Louisville, 1/30/20
68.2 (15-22), 2nd half by Texas A&M, 4/5/11 (@ Indianapolis, Ind.)
71.8 (23-32), 1st half at Louisville, 1/11/18
14.7 (5-34), 1st half vs Georgia Tech, 2/3/19
23.1 (9-39), 1st half at Syracuse, 1/5/20

THREE-POINT SHOOTING

Player made 5 three-pointers
Player made 6 three-pointers
Player made 7 or more three-pointers
Player attempted 10 three-pointers
Made 10 three-pointers
Did not make a three-pointer
Attempted 30 three-pointers
Shot 50 percent 3FG (min. 5 att.)
Shot 60 percent 3FG (min. 5 att.)

Sonya Morris, DePaul, 12/11/19
Gadiva Hubbard, Minnesota, 12/4/19
Kendall Spray (8), Clemson, 12/29/19
Kendall Spray (8-14), Clemson, 12/29/19
16, DePaul, 12/11/19
Duke, 2/16/15
36, at Syracuse, 1/5/20
50.0 (9-18) vs Clemson, 12/29/19
64.7 (11-17) at Louisville, 1/11/18

FREE-THROW SHOOTING

Player made 10 free-throws
Player made 15 free-throws
Player attempted 15 free-throws
Player made 10 for 10 or better
Shot 90 percent (min. 10 att.)
Shot below 50 percent (min. 10 att.)
Made 30 free-throws
Made 5 or fewer FTs
Attempted 40 free-throws
Attempted fewer than five FTs

Kiara Lewis (13) at Syracuse, 1/5/20
Nok Duany (15) at Georgetown, 2/23/02
Kiara Lewis (18) at Syracuse, 1/5/20
Allisha Gray (10-10) at North Carolina, 1/15/15
90.9 (10-11), at N.C. State, 2/18/19
50.0 (6-12), Loyola Maryland, 11/8/19
32 (attempted 37), Illinois, 11/24/98
5 (attempted 5), Miami, 1/19/20
45 (made 28), at South Florida, 1/13/07
5 (made 5), Miami, 1/19/20

REBOUNDS

Player had 15 rebounds
Player had 20 rebounds
Two players had double-figure rebounds
Three players had double-figure rebounds
Had 50 rebounds
Out-rebounded ND by 10 or more

Emily Engstler (15) at Syracuse, 1/5/20
Wendy Scholtens (20) at Vanderbilt, 1/8/89
Emma Guy (12) & Taylor Soule (12), Boston College, 1/9/20
Aurora Adams (16), Brenda McCunn (11) and Paula Langseth (10), Hawaii, 3/22/81 (@ Anchorage, Alaska)
55, at Syracuse, 1/5/20
13, Louisville, 1/30/20

DOUBLE-DOUBLES

Points & assists
Points & steals
Assists & rebounds
Two players had double-doubles

Paris Kea (30p/10a) at North Carolina, 1/27/19
Alexis Jones (16/10) at Duke, 2/2/14
Kylie Kornegay-Lucas (10a/11r), at Virginia, 1/26/20
Emma Guy (11p/12r) & Taylor Soule (19p/12r), Boston College, 1/9/20

Three players had double-doubles

Mary Raese (24p/10r), Mary Westerwelle (11p/10r) and Netra McGrew (10p/10a), Idaho, 3/21/86 (@ Amarillo, Texas)
Emily Engstler (22p/15r), at Syracuse, 1/5/20
Elissa Cunane (22p/10r), vs NC State, 1/12/20
Wendy Scholtens (29/20) at Vanderbilt, 1/8/89
Myisha Hines-Allen (31/12) at Louisville, 1/11/18

TRIPLE-DOUBLES

Points, rebounds, assists
Points, rebounds, steals

Liad Suez-Karni (14p/10r/10a), Villanova, 2/7/06
Diana Vines (23p/11r/12s) at DePaul, 1/24/89

ASSISTS

Player had 10 assists
Player had 15 assists
Had 25 assists
Had 30 assists
Had fewer than 10 assists
Had 5 or fewer assists

Kylie Kornegay-Lucas (10), Virginia, 1/26/20
Veronica Pettry (16) at Loyola-Chicago, 2/18/89
25, Louisville, 1/30/20
30 at Loyola-Chicago, 2/18/89
9, at Duke, 1/16/20
5, vs ETSU, 11/24/17 (@ Estero, Fla.)

BLOCKED SHOTS

Player blocked 5 shots
Blocked 10 shots
Blocked 15 shots
Blocked 0 shots

Kylee Shook (6), Louisville, 1/30/20
10, Louisville, 1/30/20
16 at Connecticut, 1/27/07
Binghamton, 12/16/18

STEALS

Player had 5 steals
Player had 6 steals

J'Kyra Brown, Virginia, 1/29/17
see player had seven steals

Player had 7 steals
 Player had 10 steals
 Had 15 steals
 Had 20 steals

Kala Green, North Carolina A&T, 3/19/16
 Alexis Jones at Duke, 2/2/14
 16 at Duke, 2/2/14
 24, Georgetown, 1/29/00

TURNOVERS

Player committed 10 turnovers
 Committed 20 turnovers or more and won
 Committed 25 turnovers or more
 Committed 30 turnovers or more
 Committed 35 turnovers or more
 Committed 40 turnovers or more
 Committed 10 turnovers or fewer
 Committed 5 turnovers or fewer

Samantha Logic (11) at Iowa, 3/26/13
 25, at Duke, 1/16/20
 25, at Duke, 1/16/20
 31 vs. Valparaiso, 12/4/16
 35, Connecticut, 3/4/13
 46, Akron, 11/11/11
 9, Minnesota, 12/4/19
 5, Oregon, 3/26/18 (Spokane, Wash.)

MISCELLANEOUS

Led team in points/rebounds/assists
 Four-point play
 Hit "final minute" game-winning shot
 Played every minute
 Played more than 40 minutes
 Rallied from 10-point deficit to win
 Led ND by 10 or more at halftime
 Led ND by 15 or more at halftime
 Led ND by 25 or more points

Nicki Ekhomu (26p/8r/6a), Florida State, 2/10/19
 Tori Jankoska (2:44, 1st quarter) at Michigan State, 12/20/16
 Chloe Jackson (0:05 left), Baylor, 4/7/19 (Tampa)
 Destiny Pitts, Minnesota, 12/4/19
 Kiara Lewis (42:17), at Syracuse, 1/5/20
 at Duke, 1/16/20 (ND led by 13, 21-8, 5:27 left in 2nd quarter. Duke won 50-47)
 See 15
 21 vs Louisville (50-29), 1/30/20
 36 vs Louisville (86-50 at 2:45 in 4th Q), 1/30/20

NOTRE DAME HIGHS

Notre Dame - Game Highs

| | | |
|------------------------------|---------------|------------------------------|
| POINTS | 94 | DePaul (12/11/2019) |
| | 84 | Loyola Maryland (11/08/2019) |
| | 76 | Miami (FL) (01/19/2020) |
| | 76 | at Michigan (11/23/2019) |
| | 69 | Michigan St. (11/14/2019) |
| FIELD GOALS MADE | 39 | DePaul (12/11/2019) |
| | 33 | Loyola Maryland (11/08/2019) |
| FIELD GOAL ATTEMPTS | 71 | at Syracuse (01/05/2020) |
| | 70 | Tennessee (11/11/2019) |
| FIELD GOAL PERCENTAGE | .574 (39-68) | DePaul (12/11/2019) |
| | .500 (30-60) | Miami (FL) (01/19/2020) |
| | .500 (28-56) | at Michigan (11/23/2019) |
| 3 PT FG MADE | 7 | Miami (FL) (01/19/2020) |
| | 7 | Tennessee (11/11/2019) |
| 3 PT FG ATTEMPTS | 25 | at UConn (12/08/2019) |
| | 25 | Tennessee (11/11/2019) |
| 3 PT FG PERCENTAGE | .700 (7-10) | Miami (FL) (01/19/2020) |
| | .500 (4-8) | DePaul (12/11/2019) |
| FREE THROWS MADE | 20 | at Fordham (11/05/2019) |
| | 19 | at Virginia (01/26/2020) |
| FREE THROW ATTEMPTS | 33 | at Fordham (11/05/2019) |
| | 31 | Michigan St. (11/14/2019) |
| FREE THROW PERCENTAGE | 1.000 (10-10) | Boston College (01/09/2020) |
| | .909 (10-11) | Minnesota (12/04/2019) |
| REBOUNDS | 55 | at Syracuse (01/05/2020) |
| | 50 | Loyola Maryland (11/08/2019) |
| ASSISTS | 24 | DePaul (12/11/2019) |
| | 23 | Miami (FL) (01/19/2020) |
| STEALS | 17 | at Michigan (11/23/2019) |
| | 15 | at Duke (01/16/2020) |
| BLOCKED SHOTS | 8 | Michigan St. (11/14/2019) |
| | 7 | at Virginia (01/26/2020) |
| | 7 | at Syracuse (01/05/2020) |
| | 7 | at Pittsburgh (01/02/2020) |
| | 7 | Loyola Maryland (11/08/2019) |
| TURNOVERS | 27 | DePaul (12/11/2019) |
| | 26 | at Duke (01/16/2020) |
| FOULS | 26 | at Michigan (11/23/2019) |
| | 22 | Tennessee (11/11/2019) |

OPPONENT HIGHS

Opponent - Game Highs

| | | |
|------------------------------|--------------|--------------------------------|
| POINTS | 105 | DePaul (12/11/2019) |
| | 90 | at Virginia (01/26/2020) |
| | 90 | NC State (01/12/2020) |
| | 86 | Louisville (01/30/2020) |
| | 81 | at UConn (12/08/2019) |
| FIELD GOALS MADE | 43 | DePaul (12/11/2019) |
| | 34 | Louisville (01/30/2020) |
| | 34 | at Virginia (01/26/2020) |
| | 34 | NC State (01/12/2020) |
| FIELD GOAL ATTEMPTS | 84 | DePaul (12/11/2019) |
| | 78 | at Syracuse (01/05/2020) |
| FIELD GOAL PERCENTAGE | .567 (34-60) | NC State (01/12/2020) |
| | .540 (34-63) | Louisville (01/30/2020) |
| 3 PT FG MADE | 16 | DePaul (12/11/2019) |
| | 12 | Minnesota (12/04/2019) |
| 3 PT FG ATTEMPTS | 41 | vs South Fla. (N) (11/30/2019) |
| | 38 | at Fordham (11/05/2019) |
| 3 PT FG PERCENTAGE | .552 (16-29) | DePaul (12/11/2019) |
| | .500 (9-18) | Clemson (12/29/2019) |
| FREE THROWS MADE | 21 | at Michigan (11/23/2019) |
| | 17 | at Syracuse (01/05/2020) |
| | 17 | at Pittsburgh (01/02/2020) |
| FREE THROW ATTEMPTS | 36 | at Michigan (11/23/2019) |
| | 25 | at Syracuse (01/05/2020) |
| | 25 | at Pittsburgh (01/02/2020) |
| | 25 | Tennessee (11/11/2019) |
| FREE THROW PERCENTAGE | 1.000 (5-5) | Miami (FL) (01/19/2020) |
| | .875 (14-16) | Michigan St. (11/14/2019) |
| REBOUNDS | 55 | at Syracuse (01/05/2020) |
| | 55 | Tennessee (11/11/2019) |
| ASSISTS | 25 | Louisville (01/30/2020) |
| | 25 | at Virginia (01/26/2020) |
| STEALS | 15 | DePaul (12/11/2019) |
| | 13 | at Duke (01/16/2020) |
| BLOCKED SHOTS | 12 | Tennessee (11/11/2019) |
| | 10 | Louisville (01/30/2020) |
| TURNOVERS | 28 | Tennessee (11/11/2019) |
| | 25 | at Duke (01/16/2020) |
| FOULS | 27 | Michigan St. (11/14/2019) |
| | 24 | at Fordham (11/05/2019) |

NOTRE DAME LOWS

Notre Dame - Game Lows

| | | |
|------------------------------|--------------|--------------------------------------|
| POINTS | 47 | at Duke (01/16/2020) |
| | 54 | Louisville (01/30/2020) |
| | 54 | Toledo (11/20/2019) |
| | 55 | Clemson (12/29/2019) |
| | 56 | NC State (01/12/2020) |
| FIELD GOALS MADE | 18 | Louisville (01/30/2020) |
| | 18 | at Virginia (01/26/2020) |
| | 18 | at Duke (01/16/2020) |
| FIELD GOAL ATTEMPTS | 45 | at Georgia Tech (02/02/2020) |
| | 49 | vs FGCU (N) (11/28/2019) |
| FIELD GOAL PERCENTAGE | .281 (18-64) | at Duke (01/16/2020) |
| | .295 (18-61) | Louisville (01/30/2020) |
| 3 PT FG MADE | 0 | at Georgia Tech (02/02/2020) |
| | 1 | at Pittsburgh (01/02/2020) |
| | 1 | Minnesota (12/04/2019) |
| | 1 | vs South Dakota St. (N) (11/29/2019) |
| | 1 | Toledo (11/20/2019) |
| | 1 | Loyola Maryland (11/08/2019) |
| 3 PT FG ATTEMPTS | 7 | at Georgia Tech (02/02/2020) |
| | 8 | at Pittsburgh (01/02/2020) |
| | 8 | DePaul (12/11/2019) |
| | 8 | Minnesota (12/04/2019) |
| | 8 | Michigan St. (11/14/2019) |
| 3 PT FG PERCENTAGE | .000 (0-7) | at Georgia Tech (02/02/2020) |
| | .059 (1-17) | vs South Dakota St. (N) (11/29/2019) |
| FREE THROWS MADE | 5 | at UConn (12/08/2019) |
| | 6 | at Duke (01/16/2020) |
| FREE THROW ATTEMPTS | 7 | at Duke (01/16/2020) |
| | 9 | at UConn (12/08/2019) |
| FREE THROW PERCENTAGE | .500 (11-22) | vs South Fla. (N) (11/30/2019) |
| | .524 (11-21) | at Syracuse (01/05/2020) |
| REBOUNDS | 24 | at Michigan (11/23/2019) |
| | 25 | vs South Dakota St. (N) (11/29/2019) |
| ASSISTS | 8 | vs South Dakota St. (N) (11/29/2019) |
| | 8 | Toledo (11/20/2019) |
| STEALS | 2 | Minnesota (12/04/2019) |
| | 3 | Boston College (01/09/2020) |
| | 3 | vs FGCU (N) (11/28/2019) |
| BLOCKED SHOTS | 1 | Tennessee (11/11/2019) |
| | 2 | Miami (FL) (01/19/2020) |
| | 2 | Clemson (12/29/2019) |
| | 2 | at UConn (12/08/2019) |
| | 2 | vs South Dakota St. (N) (11/29/2019) |
| | 2 | vs FGCU (N) (11/28/2019) |
| | 2 | at Fordham (11/05/2019) |
| TURNOVERS | 10 | vs South Dakota St. (N) (11/29/2019) |
| | 12 | Tennessee (11/11/2019) |

OPPONENT LOWS

Opponent - Game Lows

| | | |
|------------------------------|--------------|--------------------------------------|
| POINTS | 50 | at Duke (01/16/2020) |
| | 51 | at Georgia Tech (02/02/2020) |
| | 51 | vs South Fla. (N) (11/30/2019) |
| | 51 | Toledo (11/20/2019) |
| | 52 | at Pittsburgh (01/02/2020) |
| FIELD GOALS MADE | 16 | at Pittsburgh (01/02/2020) |
| | 19 | at Georgia Tech (02/02/2020) |
| FIELD GOAL ATTEMPTS | 53 | Tennessee (11/11/2019) |
| | 55 | at Duke (01/16/2020) |
| FIELD GOAL PERCENTAGE | .254 (16-63) | at Pittsburgh (01/02/2020) |
| | .278 (20-72) | vs South Fla. (N) (11/30/2019) |
| 3 PT FG MADE | 2 | at Georgia Tech (02/02/2020) |
| | 3 | at Pittsburgh (01/02/2020) |
| 3 PT FG ATTEMPTS | 16 | at Georgia Tech (02/02/2020) |
| | 16 | at Virginia (01/26/2020) |
| 3 PT FG PERCENTAGE | .125 (2-16) | at Georgia Tech (02/02/2020) |
| | .160 (4-25) | vs South Dakota St. (N) (11/29/2019) |
| FREE THROWS MADE | 1 | at Fordham (11/05/2019) |
| | 3 | DePaul (12/11/2019) |
| | 3 | vs South Fla. (N) (11/30/2019) |
| FREE THROW ATTEMPTS | 2 | at Fordham (11/05/2019) |
| | 5 | Miami (FL) (01/19/2020) |
| | 5 | vs South Fla. (N) (11/30/2019) |
| | 5 | Toledo (11/20/2019) |
| FREE THROW PERCENTAGE | .353 (6-17) | at Duke (01/16/2020) |
| | .400 (6-15) | vs FGCU (N) (11/28/2019) |
| REBOUNDS | 33 | Miami (FL) (01/19/2020) |
| | 34 | vs FGCU (N) (11/28/2019) |
| ASSISTS | 9 | at Duke (01/16/2020) |
| | 10 | Miami (FL) (01/19/2020) |
| STEALS | 3 | vs South Fla. (N) (11/30/2019) |
| | 5 | at Georgia Tech (02/02/2020) |
| | 5 | at UConn (12/08/2019) |
| | 5 | Tennessee (11/11/2019) |
| BLOCKED SHOTS | 2 | at Duke (01/16/2020) |
| | 2 | NC State (01/12/2020) |
| | 2 | DePaul (12/11/2019) |
| | 2 | Loyola Maryland (11/08/2019) |
| TURNOVERS | 9 | Minnesota (12/04/2019) |
| | 10 | vs FGCU (N) (11/28/2019) |
| FOULS | 9 | at UConn (12/08/2019) |
| | 11 | at Duke (01/16/2020) |

NOTRE DAME INDIVIDUAL HIGHS

Notre Dame - Individual Game Highs

| | | |
|---|-------------|---|
| POINTS | 31 | Sam Brunelle vs DePaul (12/11/2019) |
| | 27 | Destinee Walker at Michigan (11/23/2019) |
| | 25 | Sam Brunelle vs Miami (FL) (01/19/2020) |
| | 25 | Katlyn Gilbert vs NC State (01/12/2020) |
| | 25 | Destinee Walker at Syracuse (01/05/2020) |
| FIELD GOALS MADE | 13 | Sam Brunelle vs DePaul (12/11/2019) |
| | 12 | Katlyn Gilbert vs NC State (01/12/2020) |
| FIELD GOAL ATTEMPTS | 26 | Katlyn Gilbert vs NC State (01/12/2020) |
| | 20 | Sam Brunelle at Duke (01/16/2020) |
| FIELD GOAL PERCENTAGE (min 5 made) | .875 (7-8) | Mikayla Vaughn vs Miami (FL) (01/19/2020) |
| | .875 (7-8) | Mikayla Vaughn at Syracuse (01/05/2020) |
| 3 PT FG MADE | 5 | Destinee Walker at Michigan (11/23/2019) |
| | 4 | Sam Brunelle at Virginia (01/26/2020) |
| | 4 | Destinee Walker vs Miami (FL) (01/19/2020) |
| | 4 | Sam Brunelle at Duke (01/16/2020) |
| | 4 | Destinee Walker at Syracuse (01/05/2020) |
| 3 PT FG ATTEMPTS | 12 | Sam Brunelle at Virginia (01/26/2020) |
| | 11 | Sam Brunelle at Duke (01/16/2020) |
| | 11 | Sam Brunelle vs Tennessee (11/11/2019) |
| 3 PT FG PERCENTAGE (min 2 made) | .800 (4-5) | Destinee Walker vs Miami (FL) (01/19/2020) |
| | .667 (2-3) | Destinee Walker vs DePaul (12/11/2019) |
| FREE THROWS MADE | 8 | Katlyn Gilbert vs Louisville (01/30/2020) |
| | 7 | Destinee Walker at Georgia Tech (02/02/2020) |
| FREE THROW ATTEMPTS | 10 | Destinee Walker at Virginia (01/26/2020) |
| | 10 | Sam Brunelle vs Toledo (11/20/2019) |
| FREE THROW PERCENTAGE (min 3 made) | 1.000 (8-8) | Katlyn Gilbert vs Louisville (01/30/2020) |
| | 1.000 (6-6) | Destinee Walker vs Boston College (01/09/2020) |
| | 1.000 (4-4) | Katlyn Gilbert at Virginia (01/26/2020) |
| | 1.000 (4-4) | Destinee Walker vs Minnesota (12/04/2019) |
| | 1.000 (4-4) | Sam Brunelle vs South Dakota St. (N) (11/29/2019) |
| | 1.000 (4-4) | Sam Brunelle at Fordham (11/05/2019) |
| | 1.000 (3-3) | Sam Brunelle at Georgia Tech (02/02/2020) |
| | 1.000 (3-3) | Marta Sniezek at UConn (12/08/2019) |
| | 1.000 (3-3) | Marta Sniezek vs Tennessee (11/11/2019) |
| REBOUNDS | 15 | Anaya Peoples vs DePaul (12/11/2019) |
| | 14 | Anaya Peoples vs Minnesota (12/04/2019) |
| ASSISTS | 12 | Marta Sniezek vs DePaul (12/11/2019) |
| | 10 | Marta Sniezek at Syracuse (01/05/2020) |
| STEALS | 6 | Katlyn Gilbert at Duke (01/16/2020) |
| | 6 | Marta Sniezek at Syracuse (01/05/2020) |
| BLOCKED SHOTS | 4 | Sam Brunelle at Pittsburgh (01/02/2020) |
| | 3 | Sam Brunelle at Virginia (01/26/2020) |
| | 3 | Mikayla Vaughn vs Boston College (01/09/2020) |
| | 3 | Mikayla Vaughn at Syracuse (01/05/2020) |
| | 3 | Sam Brunelle vs Toledo (11/20/2019) |
| | 3 | Sam Brunelle vs Michigan St. (11/14/2019) |
| TURNOVERS | 8 | Sam Brunelle at Duke (01/16/2020) |
| | 8 | Katlyn Gilbert vs Michigan St. (11/14/2019) |

OPPONENT INDIVIDUAL HIGHS

Opponent - Individual Game Highs

| | | |
|---|-------------|--|
| POINTS | 33 | Rennia Davis vs Tennessee (11/11/2019) |
| | 29 | Sonya Morris vs DePaul (12/11/2019) |
| | 28 | Kiara Lewis at Syracuse (01/05/2020) |
| | 28 | Nia Clouden vs Michigan St. (11/14/2019) |
| | 26 | Megan Walker at UConn (12/08/2019) |
| FIELD GOALS MADE | 12 | Sonya Morris vs DePaul (12/11/2019) |
| | 12 | Rennia Davis vs Tennessee (11/11/2019) |
| FIELD GOAL ATTEMPTS | 25 | Sonya Morris vs DePaul (12/11/2019) |
| | 22 | Bre Cavanaugh at Fordham (11/05/2019) |
| FIELD GOAL PERCENTAGE (min 5 made) | .857 (6-7) | Kayla Jones vs NC State (01/12/2020) |
| | .857 (6-7) | Palton Burkhardt vs South Dakota St. (N) (11/29/2019) |
| 3 PT FG MADE | 8 | Kendall Spray vs Clemson (12/29/2019) |
| | 6 | Gadiva Hubbard vs Minnesota (12/04/2019) |
| 3 PT FG ATTEMPTS | 14 | Kendall Spray vs Clemson (12/29/2019) |
| | 13 | Gadiva Hubbard vs Minnesota (12/04/2019) |
| | 13 | Maria Alvarez vs South Fla. (N) (11/30/2019) |
| 3 PT FG PERCENTAGE (min 2 made) | 1.000 (4-4) | Dee Bekeja vs DePaul (12/11/2019) |
| | 1.000 (2-2) | Elissa Cunane vs NC State (01/12/2020) |
| | 1.000 (2-2) | Jasmine Brunson vs Minnesota (12/04/2019) |
| FREE THROWS MADE | 13 | Kiara Lewis at Syracuse (01/05/2020) |
| | 8 | Amber Brown at Pittsburgh (01/02/2020) |
| FREE THROW ATTEMPTS | 18 | Kiara Lewis at Syracuse (01/05/2020) |
| | 14 | Amber Brown at Pittsburgh (01/02/2020) |
| FREE THROW PERCENTAGE (min 3 made) | 1.000 (6-6) | Nia Clouden vs Michigan St. (11/14/2019) |
| | 1.000 (5-5) | Dana Evans vs Louisville (01/30/2020) |
| | 1.000 (4-4) | Jazmine Jones vs Louisville (01/30/2020) |
| | 1.000 (4-4) | Jocelyn Willoughby at Virginia (01/26/2020) |
| | 1.000 (4-4) | Carole Miller at Virginia (01/26/2020) |
| | 1.000 (4-4) | Emy Hayford at Pittsburgh (01/02/2020) |
| REBOUNDS | 16 | Taiye Bello vs Minnesota (12/04/2019) |
| | 16 | Naz Hillmon at Michigan (11/23/2019) |
| ASSISTS | 12 | Destiny Thomas vs Clemson (12/29/2019) |
| | 10 | Kylie Kornegay-Lucas at Virginia (01/26/2020) |
| STEALS | 5 | Teisha Hyman at Syracuse (01/05/2020) |
| | 5 | Amy Dilk at Michigan (11/23/2019) |
| | 5 | Kaitlyn Downey at Fordham (11/05/2019) |
| BLOCKED SHOTS | 6 | Kylee Shook vs Louisville (01/30/2020) |
| | 5 | Taiye Bello vs Minnesota (12/04/2019) |
| TURNOVERS | 8 | Jordan Horston vs Tennessee (11/11/2019) |
| | 7 | Amy Dilk at Michigan (11/23/2019) |
| FOULS | 5 | Francesca Pan at Georgia Tech (02/02/2020) |
| | 5 | Rylie Cascio Jensen vs South Dakota St. (N) (11/29/2019) |
| | 5 | Kaitlyn Downey at Fordham (11/05/2019) |

GAME BY GAME COMPARISON



2019-20 Notre Dame Women's Basketball
Team Game-by-Game
All games

Page 1/1
as of Feb 02, 2020

| Opponent | Date | Score | Total | | 3-Pointers | | Free throws | | Rebounds | | | | PF | A | TO | BLK | STL | PTS | AVG |
|---------------------|------------|-------------|-----------------|-------------|---------------|-------------|----------------|-------------|------------|------------|------------|-------------|------------|------------|------------|-----------|------------|-------------|-------------|
| | | | FG-FGA | PCT | 3FG-FGA | PCT | FT-FTA | PCT | OFF | DEF | TOT | AVG | | | | | | | |
| at Fordham | 11/05/2019 | 60-55 W | 19-52 | .365 | 2-10 | .200 | 20-33 | .606 | 12 | 30 | 42 | 42.0 | 9 | 14 | 21 | 2 | 10 | 60 | 60.0 |
| Loyola Maryland | 11/08/2019 | 84-60 W | 33-68 | .485 | 1-12 | .083 | 17-24 | .708 | 14 | 36 | 50 | 46.0 | 15 | 19 | 19 | 7 | 8 | 84 | 72.0 |
| Tennessee | 11/11/2019 | 63-74 L | 22-70 | .314 | 7-25 | .280 | 12-17 | .706 | 11 | 17 | 28 | 40.0 | 22 | 11 | 12 | 1 | 13 | 63 | 69.0 |
| Michigan St. | 11/14/2019 | 69-72 L | 24-50 | .480 | 3-8 | .375 | 18-31 | .581 | 13 | 17 | 30 | 37.5 | 18 | 13 | 18 | 8 | 7 | 69 | 69.0 |
| Toledo | 11/20/2019 | 54-51 W | 20-58 | .345 | 1-10 | .100 | 13-21 | .619 | 11 | 29 | 40 | 38.0 | 13 | 8 | 14 | 4 | 11 | 54 | 66.0 |
| at Michigan | 11/23/2019 | 76-72 W | 28-56 | .500 | 6-19 | .316 | 14-20 | .700 | 5 | 19 | 24 | 35.7 | 26 | 14 | 17 | 4 | 17 | 76 | 67.7 |
| vs FGCU | 11/28/2019 | 60-69 L | 23-49 | .469 | 3-12 | .250 | 11-17 | .647 | 7 | 34 | 41 | 36.4 | 17 | 11 | 25 | 2 | 3 | 60 | 66.6 |
| vs South Dakota St. | 11/29/2019 | 59-65 L | 21-57 | .368 | 1-17 | .059 | 16-24 | .667 | 5 | 20 | 25 | 35.0 | 18 | 8 | 10 | 2 | 9 | 59 | 65.6 |
| vs South Fla. | 11/30/2019 | 67-51 W | 25-52 | .481 | 6-15 | .400 | 11-22 | .500 | 8 | 30 | 38 | 35.3 | 13 | 13 | 15 | 3 | 5 | 67 | 65.8 |
| Minnesota | 12/04/2019 | 67-75 L | 28-60 | .467 | 1-8 | .125 | 10-11 | .909 | 8 | 31 | 39 | 35.7 | 13 | 18 | 15 | 5 | 2 | 67 | 65.9 |
| at UConn | 12/08/2019 | 57-81 L | 24-65 | .369 | 4-25 | .160 | 5-9 | .556 | 10 | 22 | 32 | 35.4 | 13 | 12 | 16 | 2 | 8 | 57 | 65.1 |
| DePaul | 12/11/2019 | 94-105 L | 39-68 | .574 | 4-8 | .500 | 12-21 | .571 | 15 | 27 | 42 | 35.9 | 14 | 24 | 27 | 4 | 10 | 94 | 67.5 |
| Clemson | 12/29/2019 | 55-71 L | 20-64 | .313 | 2-17 | .118 | 13-18 | .722 | 16 | 25 | 41 | 36.3 | 15 | 13 | 20 | 2 | 12 | 55 | 66.5 |
| at Pittsburgh | 01/02/2020 | 60-52 W | 23-69 | .333 | 1-8 | .125 | 13-18 | .722 | 17 | 29 | 46 | 37.0 | 20 | 18 | 16 | 7 | 11 | 60 | 66.1 |
| at Syracuse | 01/05/2020 | 63-74 Lot | 23-71 | .324 | 6-19 | .316 | 11-21 | .524 | 16 | 39 | 55 | 38.2 | 19 | 17 | 22 | 7 | 12 | 63 | 65.9 |
| Boston College | 01/09/2020 | 65-75 L | 25-64 | .391 | 5-17 | .294 | 10-10 | 1.000 | 14 | 20 | 34 | 37.9 | 17 | 17 | 17 | 5 | 3 | 65 | 65.8 |
| NC State | 01/12/2020 | 56-90 L | 23-68 | .338 | 3-22 | .136 | 7-12 | .583 | 15 | 16 | 31 | 37.5 | 16 | 9 | 17 | 3 | 12 | 56 | 65.2 |
| at Duke | 01/16/2020 | 47-50 L | 18-64 | .281 | 5-22 | .227 | 6-7 | .857 | 18 | 26 | 44 | 37.9 | 16 | 14 | 26 | 5 | 15 | 47 | 64.2 |
| Miami (FL) | 01/19/2020 | 76-53 W | 30-60 | .500 | 7-10 | .700 | 9-11 | .818 | 11 | 31 | 42 | 38.1 | 10 | 23 | 16 | 2 | 7 | 76 | 64.8 |
| at Virginia | 01/26/2020 | 60-90 L | 18-56 | .321 | 5-21 | .238 | 19-28 | .679 | 12 | 23 | 35 | 38.0 | 20 | 14 | 22 | 7 | 8 | 60 | 64.6 |
| Louisville | 01/30/2020 | 54-86 L | 18-61 | .295 | 4-17 | .235 | 14-17 | .824 | 12 | 20 | 32 | 37.7 | 11 | 11 | 16 | 3 | 5 | 54 | 64.1 |
| at Georgia Tech | 02/02/2020 | 59-51 W | 21-45 | .467 | 0-7 | .000 | 17-23 | .739 | 4 | 27 | 31 | 37.4 | 16 | 13 | 16 | 3 | 8 | 59 | 63.9 |
| Total | | 1405 | 525-1327 | .396 | 77-329 | .234 | 278-415 | .670 | 254 | 568 | 822 | 37.4 | 351 | 314 | 397 | 88 | 196 | 1405 | 63.9 |
| Opponents | | 1522 | 574-1471 | .390 | 157-536 | .293 | 217-340 | .638 | 371 | 603 | 974 | 44.3 | 399 | 345 | 405 | 112 | 201 | 1522 | 69.2 |



2019-20 Notre Dame Women's Basketball
Opponents Game-by-Game
All games

Page 1/1
as of Feb 02, 2020

| Opponent | Date | Score | Total | | 3-Pointers | | Free throws | | Rebounds | | | | PF | A | TO | BLK | STL | PTS | AVG |
|---------------------|------------|-------------|-----------------|-------------|----------------|-------------|----------------|-------------|------------|------------|------------|-------------|------------|------------|------------|------------|------------|-------------|-------------|
| | | | FG-FGA | PCT | 3FG-FGA | PCT | FT-FTA | PCT | OFF | DEF | TOT | AVG | | | | | | | |
| at Fordham | 11/05/2019 | 60-55 W | 23-72 | .319 | 8-38 | .211 | 1-2 | .500 | 16 | 25 | 41 | 41.0 | 27 | 14 | 16 | 3 | 10 | 55 | 55.0 |
| Loyola Maryland | 11/08/2019 | 84-60 W | 24-76 | .316 | 6-24 | .250 | 6-12 | .500 | 17 | 24 | 41 | 41.0 | 23 | 15 | 19 | 2 | 12 | 60 | 57.5 |
| Tennessee | 11/11/2019 | 63-74 L | 25-53 | .472 | 8-19 | .421 | 16-25 | .640 | 15 | 40 | 55 | 45.7 | 15 | 18 | 28 | 12 | 5 | 74 | 63.0 |
| Michigan St. | 11/14/2019 | 69-72 L | 25-62 | .403 | 8-23 | .348 | 14-16 | .875 | 20 | 19 | 39 | 44.0 | 27 | 13 | 20 | 4 | 12 | 72 | 65.3 |
| Toledo | 11/20/2019 | 54-51 W | 21-61 | .344 | 5-25 | .200 | 4-5 | .800 | 12 | 30 | 42 | 43.6 | 16 | 11 | 21 | 3 | 7 | 51 | 62.4 |
| at Michigan | 11/23/2019 | 76-72 W | 22-65 | .338 | 7-21 | .333 | 21-36 | .583 | 27 | 26 | 53 | 45.2 | 16 | 12 | 24 | 4 | 8 | 72 | 64.0 |
| vs FGCU | 11/28/2019 | 60-69 L | 27-71 | .380 | 9-31 | .290 | 6-15 | .400 | 14 | 20 | 34 | 43.6 | 19 | 13 | 10 | 3 | 12 | 69 | 64.7 |
| vs South Dakota St. | 11/29/2019 | 59-65 L | 25-60 | .417 | 4-25 | .160 | 11-18 | .611 | 18 | 35 | 53 | 44.8 | 21 | 16 | 22 | 6 | 8 | 65 | 64.8 |
| vs South Fla. | 11/30/2019 | 67-51 W | 20-72 | .278 | 8-41 | .195 | 3-5 | .600 | 23 | 23 | 46 | 44.9 | 20 | 14 | 18 | 5 | 3 | 51 | 63.2 |
| Minnesota | 12/04/2019 | 67-75 L | 28-72 | .389 | 12-32 | .375 | 7-10 | .700 | 15 | 23 | 38 | 44.2 | 17 | 20 | 9 | 6 | 9 | 75 | 64.4 |
| at UConn | 12/08/2019 | 57-81 L | 30-66 | .455 | 8-23 | .348 | 13-19 | .684 | 16 | 32 | 48 | 44.5 | 9 | 18 | 15 | 6 | 5 | 81 | 65.9 |
| DePaul | 12/11/2019 | 94-105 L | 43-84 | .512 | 16-29 | .552 | 3-6 | .500 | 16 | 20 | 36 | 43.8 | 21 | 24 | 19 | 2 | 15 | 105 | 69.2 |
| Clemson | 12/29/2019 | 55-71 L | 28-69 | .406 | 9-18 | .500 | 6-10 | .600 | 18 | 29 | 47 | 44.1 | 15 | 18 | 21 | 6 | 12 | 71 | 69.3 |
| at Pittsburgh | 01/02/2020 | 60-52 W | 16-63 | .254 | 3-17 | .176 | 17-25 | .680 | 21 | 32 | 53 | 44.7 | 18 | 11 | 21 | 8 | 9 | 52 | 68.1 |
| at Syracuse | 01/05/2020 | 63-74 Lot | 25-78 | .321 | 7-36 | .194 | 17-25 | .680 | 18 | 37 | 55 | 45.4 | 17 | 12 | 17 | 8 | 11 | 74 | 68.5 |
| Boston College | 01/09/2020 | 65-75 L | 29-68 | .426 | 7-17 | .412 | 10-15 | .667 | 20 | 25 | 45 | 45.4 | 17 | 17 | 16 | 4 | 9 | 75 | 68.9 |
| NC State | 01/12/2020 | 56-90 L | 34-60 | .567 | 9-26 | .346 | 13-17 | .765 | 12 | 32 | 44 | 45.3 | 14 | 18 | 19 | 2 | 8 | 90 | 70.1 |
| at Duke | 01/16/2020 | 47-50 L | 20-55 | .364 | 4-17 | .235 | 6-17 | .353 | 13 | 27 | 40 | 45.0 | 11 | 9 | 25 | 2 | 13 | 50 | 69.0 |
| Miami (FL) | 01/19/2020 | 76-53 W | 22-66 | .333 | 4-23 | .174 | 5-5 | 1.000 | 13 | 20 | 33 | 44.4 | 16 | 10 | 16 | 4 | 8 | 53 | 68.2 |
| at Virginia | 01/26/2020 | 60-90 L | 34-72 | .472 | 6-16 | .375 | 16-21 | .762 | 16 | 31 | 47 | 44.5 | 23 | 25 | 17 | 6 | 10 | 90 | 69.3 |
| Louisville | 01/30/2020 | 54-86 L | 34-63 | .540 | 7-19 | .368 | 11-16 | .688 | 12 | 33 | 45 | 44.5 | 17 | 25 | 16 | 10 | 10 | 86 | 70.0 |
| at Georgia Tech | 02/02/2020 | 59-51 W | 19-63 | .302 | 2-16 | .125 | 11-20 | .550 | 19 | 20 | 39 | 44.3 | 20 | 12 | 16 | 6 | 5 | 51 | 69.2 |
| Total | | 1522 | 574-1471 | .390 | 157-536 | .293 | 217-340 | .638 | 371 | 603 | 974 | 44.3 | 399 | 345 | 405 | 112 | 201 | 1522 | 69.2 |
| Notre Dame | | 1405 | 525-1327 | .396 | 77-329 | .234 | 278-415 | .670 | 254 | 568 | 822 | 37.4 | 351 | 314 | 397 | 88 | 196 | 1405 | 63.9 |

1

#16/14 NOTRE DAME, 60
FORDHAM, 55

Nov. 5, 2019
Rose Hill Gymnasium (Bronx, N.Y.)



Official Basketball Box Score - Final
Notre Dame at Fordham
11/05/19 Rose Hill Gym, Bronx
2019-20 Women's Basketball
Game Time: 12:00 AM
Game Duration: 1:52
Attendance: 3,200

Record: 1-0

Notre Dame - 60

| NO. Name | Min | FG | | | 3P | | | FT | | | Rebounds | | Fouls | | TP | AS | TO | ST | Blocks | | +/- | |
|----------------------|---------|-------|------|-------|-------|------|-------|-------|------|------|----------|----|-------|----|----|----|----|----|--------|--|-----|--|
| | | M-A | M-A | M-A | M-A | M-A | M-A | OR | DR | OR | DR | PF | FF | BS | | | | | BA | | | |
| 33 Sam Brunelle | F 32:52 | 4:12 | 2:6 | 4:4 | 2:3 | 5:3 | 3:5 | 14:3 | 5:2 | 0:0 | 0:7 | | | | | | | | | | | |
| 30 Mikayla Vaughn | C 20:18 | 3:6 | 0:0 | 2:3 | 2:7 | 9:0 | 2:8 | 4:3 | 1:0 | 0:1 | 7 | | | | | | | | | | | |
| 13 Marta Sniezek | G 38:15 | 0:3 | 0:0 | 1:2 | 0:4 | 4:0 | 3:3 | 1:6 | 5:3 | 0:1 | 5 | | | | | | | | | | | |
| 21 Anya Peoples | G 24:04 | 3:9 | 0:1 | 5:9 | 3:4 | 7:6 | 3:6 | 11:1 | 1:1 | 0:1 | 7 | | | | | | | | | | | |
| 24 Destinee Walker | G 38:01 | 3:9 | 0:2 | 4:6 | 3:7 | 10:2 | 4:10 | 0:1 | 1:0 | 0:4 | | | | | | | | | | | | |
| 10 Kaitlyn Gilbert | 29:58 | 5:9 | 0:0 | 4:9 | 2:3 | 5:1 | 6:14 | 0:3 | 2:1 | 0:10 | | | | | | | | | | | | |
| 22 Danielle Cosgrove | 11:40 | 1:4 | 0:1 | 0:0 | 0:2 | 2:0 | 1:2 | 0:3 | 0:1 | 0:2 | | | | | | | | | | | | |
| 2 Kaitlin Cole | 04:52 | 0:0 | 0:0 | 0:0 | 0:0 | 0:0 | 0:0 | 0:0 | 0:0 | 0:0 | | | | | | | | | | | | |
| Team | | | | | | | | | | | | | | | | | | | | | | |
| Totals | | 19:52 | 2:10 | 20:33 | 12:30 | 42:9 | 27:60 | 14:21 | 10:2 | 3:5 | | | | | | | | | | | | |

Technical Fouls: NONE

| Shooting By Period | | |
|--------------------|-------|-------|
| 1st FG% | 5-11 | 45.5% |
| 3PT% | 1-3 | 33.3% |
| FT% | 5-6 | 83.3% |
| 2nd FG% | 8-18 | 44.4% |
| 3PT% | 1-3 | 33.3% |
| FT% | 3-3 | 100% |
| 3rd FG% | 3-13 | 23.1% |
| 3PT% | 0-1 | 0.0% |
| FT% | 5-9 | 55.6% |
| 4th FG% | 3-10 | 30.0% |
| 3PT% | 0-3 | 0.0% |
| FT% | 7-15 | 46.7% |
| GM FG% | 19-52 | 36.5% |
| 3PT% | 2-10 | 20.0% |
| FT% | 20-33 | 60.6% |

Dead Ball Rebounds: 9:3

Record: 0-1

Fordham - 55

| NO. Name | Min | FG | | | 3P | | | FT | | | Rebounds | | Fouls | | TP | AS | TO | ST | Blocks | | +/- | |
|----------------------|---------|-------|------|-----|-------|-------|------|-------|-------|-----|----------|----|-------|----|----|----|----|----|--------|--|-----|--|
| | | M-A | M-A | M-A | M-A | M-A | M-A | OR | DR | OR | DR | PF | FF | BS | | | | | BA | | | |
| 24 Kaitlyn Downey | F 33:31 | 3:11 | 1:8 | 0:0 | 6:5 | 11:5 | 5:1 | 7:0 | 3:5 | 2:1 | 2 | | | | | | | | | | | |
| 14 Villi Tavali | C 13:07 | 1:1 | 0:0 | 0:0 | 0:0 | 0:0 | 4:1 | 2:0 | 1:1 | 0:0 | 1 | | | | | | | | | | | |
| 2 Anna DeWolfe | G 36:35 | 5:16 | 0:6 | 0:0 | 2:7 | 9:4 | 4:10 | 9:4 | 1:0 | 0:5 | | | | | | | | | | | | |
| 10 Bre Cavanaugh | G 40:00 | 6:22 | 2:12 | 0:0 | 5:3 | 8:3 | 3:4 | 14:2 | 1:1 | 0:0 | 5 | | | | | | | | | | | |
| 20 Kendall Hereimala | G 26:36 | 5:10 | 4:7 | 0:0 | 9:9 | 4:0 | 14:0 | 6:0 | 1:0 | 0:5 | | | | | | | | | | | | |
| 13 Sarah Karpell | 24:29 | 1:5 | 1:3 | 1:2 | 0:1 | 1:4 | 2:4 | 3:1 | 2:0 | 0:2 | | | | | | | | | | | | |
| 43 Megan Jonassen | 16:57 | 2:5 | 0:0 | 0:0 | 3:0 | 3:3 | 3:0 | 4:0 | 0:0 | 0:1 | 7 | | | | | | | | | | | |
| 0 Zara Jillingis | 03:57 | 0:0 | 0:0 | 0:0 | 0:0 | 0:0 | 0:0 | 0:0 | 0:0 | 0:0 | | | | | | | | | | | | |
| 3 Katie McLoughlin | 04:48 | 0:2 | 0:2 | 0:0 | 0:0 | 0:0 | 0:1 | 0:0 | 0:0 | 0:0 | 3 | | | | | | | | | | | |
| Team | | | | | | | | | | | | | | | | | | | | | | |
| Totals | | 23:72 | 8:38 | 1:2 | 16:25 | 41:27 | 9:55 | 14:16 | 10:13 | 2:5 | | | | | | | | | | | | |

Technical Fouls: NONE

| Shooting By Period | | |
|--------------------|-------|-------|
| 1st FG% | 6-13 | 46.2% |
| 3PT% | 1-5 | 20.0% |
| FT% | 1-2 | 50% |
| 2nd FG% | 4-22 | 18.2% |
| 3PT% | 2-13 | 15.4% |
| FT% | 0:0 | 0% |
| 3rd FG% | 5-21 | 23.8% |
| 3PT% | 1-10 | 10.0% |
| FT% | 0:0 | 0% |
| 4th FG% | 8-16 | 50.0% |
| 3PT% | 4-10 | 40.0% |
| FT% | 0:0 | 0% |
| GM FG% | 23-72 | 31.9% |
| 3PT% | 8-38 | 21.1% |
| FT% | 1:2 | 50.0% |

Dead Ball Rebounds: 1:0

| | NOT | FOR |
|------------------|---------------------------|--------------------------|
| Biggest lead | 15 (2 nd 3:50) | 2 (1 st 9:29) |
| Best Scoring Run | 17 (2 nd 3:50) | 8 (4 th 8:34) |
| Lead Changes | 5 | 2 |
| Times Tied | 5 | 0 |
| Time with Lead | 32:14 | 03:33 |

| Points from Turnovers | NOT | FOR |
|-----------------------|-----|-----|
| Points from Turnovers | 14 | 13 |
| Paint | 32 | 22 |
| Second Chance | 14 | 9 |
| Fast Breaks | 9 | 3 |
| Bench | 16 | 8 |

| Period by Period Scoring | 1st | 2nd | 3rd | 4th | TOT |
|--------------------------|-----|-----|-----|-----|-----|
| NOT | 16 | 20 | 11 | 13 | 60 |
| FOR | 14 | 10 | 11 | 20 | 55 |

2

LOYOLA MARYLAND, 60
#16/14 NOTRE DAME, 84

Nov. 8, 2019
Purcell Pavilion (Notre Dame, Ind.)



Official Basketball Box Score - Final
Loyola Maryland at Notre Dame
11/08/19 Purcell Pavilion at the Joyce Center, Notre Dame
2019-20 Women's Basketball
Game Time: 6:30 PM
Game Duration: 1:52
Attendance: 7,613

Record: 0-1

| NO. Name | Min | FG | | | 3P | | | FT | | | Rebounds | | Fouls | | TP | AS | TO | ST | Blocks | | +/- | |
|---------------------|---------|-------|------|------|-----|-----|-----|----|----|----|----------|----|-------|----|----|-----|----|----|--------|---|-----|-----|
| | | M-A | M-A | M-A | M-A | M-A | M-A | OR | DR | OR | DR | PF | FF | BS | | | | | BA | | | |
| 23 Delaney Connolly | F 17:32 | 2-9 | 1-4 | 0-0 | 0 | 1 | 1 | 0 | 5 | 1 | 1 | 0 | 0 | 0 | 0 | 0 | 0 | 0 | 0 | 0 | 0 | -19 |
| 2 Laryn Edwards | G 30:45 | 1-9 | 0-1 | 1-4 | 2 | 4 | 6 | 3 | 2 | 3 | 3 | 1 | 0 | 1 | 0 | 1 | 0 | 0 | 1 | 0 | 1 | -20 |
| 10 Stephanie Karz | G 24:26 | 2-7 | 0-1 | 0-0 | 3 | 5 | 8 | 3 | 2 | 4 | 3 | 6 | 3 | 0 | 1 | 0 | 1 | 0 | 1 | 0 | 1 | -14 |
| 20 Alexis Gray | G 27:58 | 4-9 | 2-4 | 0-2 | 0 | 1 | 1 | 1 | 3 | 10 | 3 | 1 | 2 | 0 | 0 | 0 | 0 | 0 | 0 | 0 | 0 | -20 |
| 32 Hannah Niles | G 13:27 | 1-4 | 1-3 | 0-0 | 1 | 2 | 3 | 4 | 1 | 3 | 2 | 1 | 0 | 0 | 0 | 0 | 0 | 0 | 0 | 0 | 0 | -20 |
| 22 Bri Rozzi | G 19:53 | 2-9 | 0-3 | 0-0 | 1 | 3 | 4 | 1 | 1 | 4 | 1 | 3 | 2 | 1 | 1 | 1 | 1 | 1 | 1 | 1 | -11 | |
| 11 Emma Glazen | 07:13 | 0-2 | 0-0 | 0-0 | 0 | 0 | 0 | 2 | 1 | 0 | 0 | 1 | 0 | 0 | 0 | 0 | 0 | 0 | 0 | 0 | -8 | |
| 34 Emily McAteer | 12:26 | 0-3 | 0-3 | 2-2 | 1 | 2 | 1 | 2 | 1 | 2 | 0 | 0 | 1 | 1 | 0 | 0 | 0 | 0 | 0 | 0 | 0 | |
| 5 Mackenzie Wagner | 16:58 | 3-8 | 2-5 | 1-2 | 0 | 2 | 2 | 3 | 3 | 9 | 0 | 2 | 2 | 0 | 1 | 1 | 2 | 0 | 0 | 0 | 2 | |
| 15 Ashley Hunter | 12:25 | 7-10 | 0-0 | 2-2 | 4 | 0 | 2 | 4 | 1 | 16 | 0 | 0 | 0 | 0 | 0 | 0 | 0 | 0 | 0 | 0 | 1 | |
| 35 Ava Therien | 16:57 | 2-6 | 0-0 | 0-0 | 1 | 2 | 3 | 2 | 0 | 4 | 2 | 1 | 1 | 0 | 0 | 0 | 0 | 0 | 0 | 0 | -4 | |
| Team | | | | | | | | | | | | | | | | | | | | | | |
| Totals | | 24:76 | 6-24 | 6-12 | 17 | 24 | 41 | 23 | 15 | 60 | 15 | 19 | 12 | 2 | 7 | -24 | | | | | | |

Technical Fouls: NONE

| Shooting By Period | | |
|--------------------|-------|-------|
| 1st FG% | 3-19 | 15.8% |
| 3PT% | 1-8 | 12.5% |
| FT% | 0:2 | 0% |
| 2nd FG% | 6-17 | 35.3% |
| 3PT% | 2-5 | 40.0% |
| FT% | 1-2 | 50% |
| 3rd FG% | 9-14 | 64.3% |
| 3PT% | 3-5 | 60.0% |
| FT% | 0:5 | 0% |
| 4th FG% | 6-26 | 23.1% |
| 3PT% | 0:6 | 0.0% |
| FT% | 5-6 | 83.3% |
| GM FG% | 24-76 | 31.6% |
| 3PT% | 6-24 | 25.0% |
| FT% | 6-12 | 50.0% |

Dead Ball Rebounds: 5, 0

Record: 2-0

Notre Dame - 84

| NO. Name | Min | FG | | | 3P | | | FT | | | Rebounds | | Fouls | | TP | AS | TO | ST | Blocks | | +/- | |
|----------------------|---------|------|-----|-----|-----|-----|-----|----|----|----|----------|----|-------|----|----|----|----|----|--------|--|-----|--|
| | | M-A | M-A | M-A | M-A | M-A | M-A | OR | DR | OR | DR | PF | FF | BS | | | | | BA | | | |
| 33 Sam Brunelle | F 33:34 | 6-15 | 0-5 | 0-0 | 3 | 6 | 9 | 1 | 2 | 12 | 3 | 4 | 0 | 2 | 0 | 16 | | | | | | |
| 10 Kaitlyn Gilbert | G 32:49 | 9-15 | 0-1 | 6-7 | 3 | 3 | 6 | 2 | 6 | 24 | 2 | 4 | 1 | 1 | 1 | 25 | | | | | | |
| 13 Marta Sniezek | G 32:28 | 0-0 | 0-0 | 2-2 | 0 | 7 | 7 | 3 | 2 | 6 | 5 | 2 | 0 | 0 | 0 | 24 | | | | | | |
| 21 Anya Peoples | G 32:15 | 9-14 | 0-0 | 1-5 | 2 | 5 | 7 | 2 | 4 | 19 | 3 | 1 | 2 | 2 | 0 | 19 | | | | | | |
| 24 Destinee Walker | G 37:13 | 6-14 | 1-4 | 6-8 | 2 | 4 | 6 | 2 | 6 | 19 | 4 | 1 | 2 | 1 | 1 | 28 | | | | | | |
| 22 Danielle Cosgrove | 19:59 | 2-8 | 0-1 | 2-2 | 3 | 5 | 8 | 3 | 2 | 6 | 1 | 1 | 1 | 0 | 14 | | | | | | | |
| 2 Kaitlin Cole | 08:25 | 1-1 | 0-0 | 0-0 | 0 | 1 | 1 | 1 | 2 | 0 | 0 | 0 | 0 | 0 | 0 | 1 | | | | | | |
| 20 Nicole Benz | 01:50 | 0-0 | 0-0 | 0-0 | 0 | 0 | 0 | 0 | 1 | 0 | 0 | 0 | 0 | 0 | 0 | 0 | | | | | | |
| 3 Margaret Murdock | 01:29 | 0-1 | 0-1 | 0-0 | 0 | 0 | 0 | 0 | 0 | 0 | 0 | 0 | 0 | 0 | 0 | 0 | | | | | | |
| 5 Catherine Murdock | 01:29 | 0- | | | | | | | | | | | | | | | | | | | | |

GAME 5 TOLEDO, 51
#19/19 NOTRE DAME, 54

Nov. 20, 2019
Purcell Pavilion (Notre Dame, Ind.)



Official Basketball Box Score - Final
Toledo at Notre Dame
11/21/19 Purcell Pavilion at the Joyce Center, Notre Dame
2019-20 Women's Basketball

Game Time: 12:00 AM
Game Duration: 1:44
Attendance: 7,269

Officials: Edward Sidasky, Katie Lukanich, Natasha Camy

| TOLEDO - 51 | | Record: 1-2 | | | | | | | | | | | | | | | | |
|---------------|-------------------------|-------------|-------|------|-----|----------|-------|-----|----|----|----|--------|-----|-----|----|---|----|----|
| NO. | Name | Min | FG | 3P | FT | Rebounds | Fouls | TP | AS | TO | ST | Blocks | +/- | | | | | |
| | | | M/A | M/A | M/A | OR | DR | TOT | PF | FD | | BS | BA | | | | | |
| 11 | Mail Morgan-Elliott | F | 20:20 | 4-7 | 2-5 | 0-0 | 0 | 0 | 0 | 1 | 0 | 0 | 0 | -7 | | | | |
| 23 | Tanaya Beacham | F | 20:26 | 2-8 | 0-0 | 0 | 3 | 2 | 5 | 3 | 2 | 4 | 0 | -11 | | | | |
| 3 | Mariella Santucci | F | 26:39 | 0-7 | 0-3 | 3-4 | 2 | 4 | 6 | 4 | 3 | 5 | 3 | 0 | -4 | | | |
| 12 | Tayana Davis | G | 26:34 | 4-9 | 1-5 | 0-0 | 2 | 1 | 3 | 2 | 0 | 9 | 1 | 1 | 3 | 0 | -8 | |
| 33 | Nakiah Black | G | 33:18 | 5-13 | 1-5 | 1-1 | 0 | 9 | 9 | 3 | 3 | 12 | 1 | 0 | 2 | 0 | -2 | |
| 1 | Sara Rokkanen | F | 21:11 | 0-5 | 0-4 | 0-0 | 0 | 4 | 4 | 1 | 0 | 1 | 4 | 0 | 0 | 6 | | |
| 2 | Sophia Ward | F | 20:45 | 2-5 | 0-0 | 0-0 | 2 | 2 | 4 | 1 | 2 | 4 | 1 | 2 | 0 | 0 | -3 | |
| 5 | Quinesha Lockett | F | 12:24 | 1-3 | 1-3 | 0-0 | 0 | 2 | 2 | 1 | 0 | 3 | 1 | 0 | 0 | 1 | 0 | 4 |
| 25 | Arienne Whitaker | F | 16:30 | 3-4 | 0-0 | 0-0 | 2 | 5 | 7 | 0 | 1 | 6 | 2 | 0 | 0 | 0 | 1 | 12 |
| 14 | Tyra Carlisten-Handberg | F | 01:53 | 0-0 | 0-0 | 0-0 | 0 | 0 | 0 | 0 | 0 | 0 | 1 | 2 | 0 | 0 | 0 | -2 |
| Team | | | | | | | 1 | 2 | | | 0 | 5 | | | | | | |
| Totals | | | 21:61 | 5:25 | 4:5 | 12 | 30 | 42 | 16 | 13 | 51 | 11 | 21 | 7 | 3 | 4 | -3 | |

Shooting By Period

| | | |
|---------|-------|-------|
| 1st FG% | 7-17 | 41.2% |
| 3PT% | 3-10 | 30.0% |
| FT% | 1-2 | 50% |
| 2nd FG% | 6-17 | 35.3% |
| 3PT% | 1-4 | 25.0% |
| FT% | 2-2 | 100% |
| 3rd FG% | 5-13 | 38.5% |
| 3PT% | 1-6 | 16.7% |
| FT% | 0-0 | 0% |
| 4th FG% | 3-14 | 21.4% |
| 3PT% | 0-5 | 0.0% |
| FT% | 1-1 | 100% |
| GM FG% | 21-61 | 34.4% |
| 3PT% | 5-25 | 20.0% |
| FT% | 4-5 | 80.0% |

Dead Ball Rebounds: 0, 0

Notre Dame - 54

| NOTRE DAME - 54 | | Record: 3-2 | | | | | | | | | | | | | | | | |
|-----------------|-------------------|-------------|-------|------|-------|----------|-------|-----|----|----|----|--------|-----|----|---|---|---|----|
| NO. | Name | Min | FG | 3P | FT | Rebounds | Fouls | TP | AS | TO | ST | Blocks | +/- | | | | | |
| | | | M/A | M/A | M/A | OR | DR | TOT | PF | FD | | BS | BA | | | | | |
| 33 | Sam Brunelle | F | 35:57 | 6-12 | 1-6 | 6-10 | 3 | 10 | 13 | 2 | 6 | 19 | 0 | 2 | 3 | 0 | 2 | |
| 10 | Katlyn Gilbert | G | 38:44 | 4-15 | 0-1 | 3-4 | 1 | 7 | 8 | 0 | 3 | 11 | 0 | 2 | 3 | 0 | 1 | 5 |
| 13 | Marta Sniezek | G | 33:36 | 0-0 | 0-0 | 2-2 | 0 | 1 | 1 | 3 | 1 | 2 | 3 | 4 | 2 | 1 | 0 | 3 |
| 21 | Anaya Peoples | G | 31:36 | 3-10 | 0-0 | 1-3 | 2 | 4 | 6 | 5 | 4 | 7 | 1 | 3 | 1 | 0 | 0 | 8 |
| 24 | Destinee Walker | G | 38:36 | 6-17 | 0-3 | 0-0 | 2 | 4 | 6 | 1 | 1 | 12 | 2 | 1 | 1 | 0 | 2 | -2 |
| 22 | Danielle Cosgrove | F | 19:31 | 1-4 | 0-0 | 0-0 | 2 | 2 | 2 | 0 | 0 | 2 | 1 | 2 | 2 | 0 | 0 | -6 |
| 2 | Kaitlin Cole | F | 03:00 | 0-0 | 0-0 | 1-2 | 1 | 1 | 2 | 2 | 1 | 1 | 0 | 0 | 0 | 0 | 0 | 5 |
| Team | | | | | | | 2 | 0 | 2 | | | 0 | | | | | | |
| Totals | | | 20:58 | 1:10 | 13:21 | 11 | 29 | 40 | 13 | 16 | 54 | 8 | 14 | 11 | 4 | 3 | 3 | |

Shooting By Period

| | | |
|---------|-------|-------|
| 1st FG% | 5-20 | 25.0% |
| 3PT% | 0-3 | 0.0% |
| FT% | 0-0 | 0% |
| 2nd FG% | 6-17 | 35.3% |
| 3PT% | 1-3 | 33.3% |
| FT% | 3-5 | 60.0% |
| 3rd FG% | 5-11 | 45.5% |
| 3PT% | 0-1 | 0.0% |
| FT% | 5-6 | 83.3% |
| 4th FG% | 4-10 | 40.0% |
| 3PT% | 0-3 | 0.0% |
| FT% | 5-10 | 50% |
| GM FG% | 20-58 | 34.5% |
| 3PT% | 1-10 | 10.0% |
| FT% | 13-21 | 61.9% |

Dead Ball Rebounds: 5, 0

| | TOL | ND | Points from Turnovers | TOL | ND | Period by Period Scoring |
|------------------|--------------------------|--------------------------|-----------------------|-----|----|--------------------------|
| | | | | | | 1st 2nd 3rd 4th TOT |
| Biggest lead | 9 (2 nd 6:24) | 5 (4 th 3:28) | 8 | 16 | | |
| Best Scoring Run | 9 (1 st 3:34) | 9 (4 th 3:28) | Paint | 28 | 24 | |
| Lead Changes | 2 | 9 (4 th 3:28) | Second Chance | 2 | 7 | |
| Times Tied | 0 | | Fast Breaks | 2 | 6 | |
| Time with Lead | 30:14 | 09:07 | Bench | 13 | 3 | |

GAME 6 (RV) NOTRE DAME, 76
#21/19 MICHIGAN, 72

Nov. 23, 2019
Purcell Pavilion (Ann Arbor, Mich.)



Official Basketball Box Score - Final
Notre Dame at Michigan
11/23/19 Crisler Center, Ann Arbor
2019-20 Women's Basketball

Game Time: 6:00 PM
Game Duration: 1:56
Attendance: 4,008

Officials: Beverly Roberts, Felicia Ginter, Gina Cross

Notre Dame - 76

| NOTRE DAME - 76 | | Record: 4-2 | | | | | | | | | | | | | | | | |
|-----------------|-------------------|-------------|-------|------|-------|----------|-------|-----|----|----|----|--------|-----|----|---|---|---|----|
| NO. | Name | Min | FG | 3P | FT | Rebounds | Fouls | TP | AS | TO | ST | Blocks | +/- | | | | | |
| | | | M/A | M/A | M/A | OR | DR | TOT | PF | FD | | BS | BA | | | | | |
| 22 | Danielle Cosgrove | F | 16:34 | 2-4 | 0-1 | 0-0 | 0 | 1 | 1 | 5 | 0 | 4 | 1 | 3 | 0 | 1 | 0 | 4 |
| 33 | Sam Brunelle | F | 38:39 | 5-11 | 1-5 | 1-2 | 1 | 3 | 4 | 3 | 12 | 2 | 2 | 1 | 2 | 0 | 4 | |
| 10 | Katlyn Gilbert | F | 29:00 | 4-11 | 0-2 | 4-6 | 1 | 5 | 6 | 3 | 5 | 12 | 4 | 2 | 4 | 0 | 2 | 4 |
| 13 | Marta Sniezek | G | 39:00 | 2-3 | 0-1 | 2-2 | 0 | 4 | 4 | 4 | 3 | 6 | 5 | 6 | 5 | 0 | 0 | 6 |
| 24 | Destinee Walker | G | 32:34 | 9-14 | 5-8 | 4-6 | 0 | 2 | 2 | 3 | 27 | 1 | 1 | 4 | 0 | 0 | 0 | 6 |
| 21 | Anaya Peoples | F | 29:39 | 5-12 | 0-2 | 3-4 | 2 | 3 | 5 | 3 | 13 | 1 | 0 | 2 | 1 | 2 | 1 | -3 |
| 2 | Kaitlin Cole | F | 14:34 | 1-1 | 0-0 | 0-0 | 1 | 0 | 1 | 4 | 0 | 2 | 0 | 1 | 1 | 0 | 0 | -1 |
| Team | | | | | | | 0 | 1 | 1 | | 0 | 2 | | | | | | |
| Totals | | | 28:56 | 6:19 | 14:20 | 5 | 19 | 24 | 26 | 16 | 76 | 14 | 17 | 17 | 4 | 4 | 4 | |

Shooting By Period

| | | |
|---------|-------|-------|
| 1st FG% | 5-12 | 41.7% |
| 3PT% | 2-4 | 50.0% |
| FT% | 7-8 | 87.5% |
| 2nd FG% | 11-17 | 64.7% |
| 3PT% | 1-5 | 20.0% |
| FT% | 1-2 | 50% |
| 3rd FG% | 5-14 | 35.7% |
| 3PT% | 2-8 | 25.0% |
| FT% | 2-4 | 50% |
| 4th FG% | 7-13 | 53.8% |
| 3PT% | 1-2 | 50.0% |
| FT% | 4-6 | 66.7% |
| GM FG% | 28-56 | 50.0% |
| 3PT% | 6-19 | 31.6% |
| FT% | 14-20 | 70.0% |

Technical Fouls: NONE

Dead Ball Rebounds: 3, 1

Michigan - 72

| MICHIGAN - 72 | | Record: 4-1 | | | | | | | | | | | | | | | | |
|---------------|------------------|-------------|-------|------|-------|----------|-------|-----|----|----|----|--------|-----|---|---|---|----|----|
| NO. | Name | Min | FG | 3P | FT | Rebounds | Fouls | TP | AS | TO | ST | Blocks | +/- | | | | | |
| | | | M/A | M/A | M/A | OR | DR | TOT | PF | FD | | BS | BA | | | | | |
| 00 | Naz Hillmon | F | 35:12 | 5-11 | 0-0 | 7-12 | 9 | 7 | 16 | 3 | 9 | 17 | 0 | 4 | 0 | 0 | 1 | -6 |
| 5 | Kayla Robbins | F | 33:05 | 3-8 | 0-1 | 5-9 | 7 | 5 | 12 | 2 | 6 | 11 | 3 | 1 | 1 | 1 | 0 | -1 |
| 15 | Hailey Brown | F | 30:26 | 5-13 | 4-8 | 1-2 | 2 | 4 | 6 | 3 | 1 | 15 | 1 | 3 | 1 | 0 | 0 | -6 |
| 1 | Amy Dik | G | 40:00 | 2-11 | 1-2 | 6-8 | 2 | 3 | 5 | 2 | 6 | 11 | 5 | 7 | 5 | 0 | 0 | -4 |
| 14 | Akhenrah Johnson | G | 25:16 | 1-6 | 0-3 | 2-2 | 2 | 2 | 4 | 3 | 2 | 4 | 1 | 5 | 0 | 1 | 0 | -5 |
| 34 | Izabel Varejao | G | 14:22 | 3-8 | 0-2 | 0-3 | 2 | 3 | 5 | 3 | 2 | 6 | 0 | 3 | 1 | 1 | 0 | 4 |
| 24 | Michelle Sidor | F | 19:33 | 3-8 | 2-5 | 0-0 | 0 | 1 | 1 | 0 | 0 | 8 | 2 | 1 | 0 | 0 | 0 | -4 |
| 23 | Danielle Rauch | F | 02:06 | 0-0 | 0-0 | 0-0 | 0 | 0 | 0 | 0 | 0 | 0 | 0 | 0 | 0 | 0 | 0 | 2 |
| Team | | | | | | | 3 | 1 | 4 | | 0 | 0 | | | | | | |
| Totals | | | 22:65 | 7:21 | 21:36 | 27 | 26 | 53 | 16 | 26 | 72 | 12 | 24 | 8 | 4 | 4 | -4 | |

Shooting By Period

| | | |
|---------|-------|-------|
| 1st FG% | 9-16 | 56.3% |
| 3PT% | 3-7 | 42.9% |
| FT% | 4-7 | 57.1% |
| 2nd FG% | 6-16 | 37.5% |
| 3PT% | 1-4 | 25.0% |
| FT% | 6-10 | 60% |
| 3rd FG% | 5-20 | 25.0% |
| 3PT% | 3-5 | 60% |
| FT% | 4-7 | 57.1% |
| 4th FG% | 2-13 | 15.4% |
| 3PT% | 0-5 | 0.0% |
| FT% | 7-12 | 58.3% |
| GM FG% | 22-65 | 33.8% |
| 3PT% | 7-21 | 33.3% |
| FT% | 21-36 | 58.3% |

Technical Fouls: NONE

Dead Ball Rebounds: 11, 0

| | N-D | Mich | Points from Turnovers | N-D | Mich | Period by Period Scoring |
|------------------|--------------------------|---------------------------|-----------------------|-----|------|--------------------------|
| | | | | | | 1st 2nd 3rd 4th TOT |
| Biggest lead | 6 (4 th 1:18) | 11 (2 nd 6:35) | 32 | 9 | | |
| Best Scoring Run | 7 (4 th 5:14) | 9 (3 rd 5:20) | Paint | 36 | 26 | |
| Lead Changes | 8 | | Second Chance | 8 | 29 | |
| Times Tied | 4 | | Fast Breaks | 13 | 0 | |
| Time with Lead | 08:46 | 28:34 | Bench | 15 | 14 | |

GAME 7 FLORIDA GULF COAST, 69
#19/19 NOTRE DAME, 60

Nov. 28, 2019
Hard Rock Hotel Riviera Maya (Cancun, Mexico)



Official Basketball Box Score - Final
FGCU at Notre Dame
11/28/19 Hard Rock Hotel, Cancun
2019-20 Women's Basketball

Game Time: 6:30 PM
Game Duration: 1:44
Attendance: 235

Officials: Timothy Bryant, Chris Scaueda, Jess Fortner

FGCU - 69

| FGCU - 69 | | Record: 6-1 | | | | | | | | | | | | | | | | |
|-----------|-----------------|-------------|-------|------|-----|----------|-------|-----|----|----|----|--------|-----|---|---|---|---|---|
| NO. | Name | Min | FG | 3P | FT | Rebounds | Fouls | TP | AS | TO | ST | Blocks | +/- | | | | | |
| | | | M/A | M/A | M/A | OR | DR | TOT | PF | FD | | BS | BA | | | | | |
| 42 | Tylonia Adlerly | F | 30:29 | 7-11 | 0-1 | 2-6 | 11 | 3 | 14 | 3 | 6 | 16 | 4 | 2 | 1 | 0 | 5 | |
| 0 | David Wingate | G | 29:30 | 8-16 | 2-6 | 1-2 | 0 | 2 | 2 | 1 | 19 | 1 | 1 | 0 | 0 | 0 | 2 | |
| 2 | Alyssa Blair | G | 31:48 | 0-3 | 0-3 | 0-0 | 0 | 1 | 1 | 3 | 0 | 0 | 1 | 2 | 4 | 1 | 0 | 5 |

Nov. 30, 2019
Hard Rock Hotel Riviera Maya (Cancun, Mexico)



Official Basketball Box Score - Final
South Fla. at Notre Dame
11:30:19 HRH Riviera Maya, Cancun
2019-20 Women's Basketball

Game Time: 4:00 PM
Game Duration: 1:41
Attendance: 174

Officials:

| NO. | Name | Min | FG | | 3P | | FT | | Rebounds | | Fouls | | TP | AS | TO | ST | Blocks | | +/- | |
|--------|---------------------|-----|-------|------|------|-----|-----|----|----------|----|-------|----|----|----|----|----|--------|----|-----|----|
| | | | M | A | M | A | O | R | O | R | O | R | | | | | O | O | | O |
| 20 | Bethy Mununga | F | 29:36 | 2-4 | 0-0 | 0-0 | 0-0 | 4 | 6 | 10 | 2 | 2 | 4 | 1 | 4 | 1 | 2 | 0 | 0 | -4 |
| 22 | Kristyna Brabencova | F | 12:49 | 0-4 | 0-0 | 0-0 | 0-0 | 1 | 0 | 1 | 3 | 1 | 0 | 1 | 1 | 0 | 0 | 0 | 0 | 0 |
| 23 | Tamara Henshaw | F | 08:28 | 0-2 | 0-0 | 0-0 | 0-0 | 2 | 3 | 5 | 1 | 0 | 0 | 1 | 2 | 0 | 0 | 0 | -1 | |
| 1 | Maria Alvarez | G | 26:08 | 3-14 | 2-13 | 0-0 | 2 | 1 | 3 | 1 | 1 | 18 | 2 | 2 | 1 | 0 | 0 | 0 | -13 | |
| 5 | Elena Tainke | G | 31:53 | 4-14 | 4-12 | 0-0 | 1 | 3 | 4 | 2 | 0 | 12 | 0 | 2 | 0 | 0 | 1 | 10 | 0 | |
| 4 | Eliana Pinzan | G | 22:22 | 2-11 | 0-7 | 0-1 | 0 | 0 | 0 | 1 | 1 | 4 | 3 | 3 | 3 | 0 | 1 | 0 | -5 | |
| 21 | Shae Leverett | F | 27:27 | 4-6 | 0-0 | 3-4 | 7 | 2 | 9 | 2 | 4 | 11 | 2 | 2 | 0 | 0 | 1 | 1 | -10 | |
| 0 | Enna Pehadzic | F | 21:07 | 2-9 | 2-7 | 0-0 | 3 | 2 | 5 | 3 | 2 | 6 | 2 | 0 | 0 | 0 | 0 | 0 | -12 | |
| 14 | Luize Septe | F | 17:08 | 3-6 | 0-0 | 0-0 | 2 | 1 | 3 | 4 | 2 | 6 | 0 | 1 | 1 | 1 | 1 | 1 | -15 | |
| 31 | Beatriz Jordao | G | 03:02 | 0-2 | 0-0 | 0-0 | 0 | 0 | 0 | 1 | 0 | 2 | 2 | 1 | 0 | 0 | 0 | 0 | 1 | |
| Team | | | | | | | | | | | | | | | | | | | | |
| Totals | | | 20:72 | 8-41 | 3-5 | 23 | 23 | 46 | 20 | 13 | 51 | 14 | 18 | 3 | 5 | 3 | 16 | | | |

Technical Fouls:NONE

| Shooting By Period | |
|--------------------|-------------|
| 1st FG% | 3-17 17.6% |
| 3PT% | 1-11 9.1% |
| FT% | 2-2 100% |
| 2nd FG% | 6-17 35.3% |
| 3PT% | 3-9 33.3% |
| FT% | 0-0 0% |
| 3rd FG% | 5-19 26.3% |
| 3PT% | 2-10 20.0% |
| FT% | 1-3 33.3% |
| 4th FG% | 6-19 31.6% |
| 3PT% | 2-11 18.2% |
| FT% | 0-0 0% |
| GM FG% | 20-72 27.8% |
| 3PT% | 8-41 19.5% |
| FT% | 3-5 60.0% |

Dead Ball Rebounds: 1, 1

| NO. | Name | Min | FG | | 3P | | FT | | Rebounds | | Fouls | | TP | AS | TO | ST | Blocks | | +/- |
|--------|-------------------|-----|-------|------|-------|-----|----|----|----------|----|-------|----|----|----|----|----|--------|----|-----|
| | | | M | A | M | A | O | R | O | R | O | O | | | | | O | B | |
| 22 | Danielle Cosgrove | F | 21:55 | 1-2 | 1-1 | 2-4 | 1 | 2 | 3 | 2 | 2 | 5 | 3 | 2 | 0 | 0 | 0 | 0 | 11 |
| 33 | Sam Brunelle | F | 33:02 | 4-13 | 2-5 | 0-0 | 1 | 3 | 4 | 3 | 0 | 10 | 1 | 1 | 0 | 0 | 1 | 9 | |
| 10 | Kathlyn Gilbert | G | 34:45 | 5-9 | 1-1 | 0-2 | 1 | 7 | 8 | 0 | 2 | 11 | 1 | 5 | 0 | 1 | 0 | 13 | |
| 13 | Marta Sniezek | G | 34:21 | 3-4 | 0-0 | 0-0 | 1 | 5 | 6 | 5 | 6 | 6 | 5 | 3 | 1 | 1 | 0 | 0 | |
| 24 | Destinee Walker | G | 36:47 | 6-16 | 1-7 | 4-7 | 1 | 3 | 4 | 1 | 4 | 17 | 1 | 1 | 1 | 1 | 0 | 3 | 14 |
| 21 | Anaya Peoples | G | 32:36 | 6-7 | 1-1 | 5-9 | 1 | 8 | 9 | 2 | 6 | 18 | 2 | 3 | 1 | 0 | 1 | -9 | |
| 2 | Kaitlin Cole | F | 06:34 | 0-1 | 0-0 | 0-0 | 1 | 1 | 2 | 0 | 0 | 0 | 0 | 0 | 0 | 0 | 1 | 2 | |
| Team | | | | | | | | | | | | | | | | | | | |
| Totals | | | 25:52 | 6-15 | 11-22 | 8 | 30 | 38 | 13 | 20 | 67 | 13 | 15 | 5 | 3 | 5 | 16 | | |

Technical Fouls:NONE

| Shooting By Period | |
|--------------------|-------------|
| 1st FG% | 5-10 50.0% |
| 3PT% | 2-4 50.0% |
| FT% | 1-2 50% |
| 2nd FG% | 5-15 33.3% |
| 3PT% | 1-5 20.0% |
| FT% | 1-2 50% |
| 3rd FG% | 9-14 64.3% |
| 3PT% | 3-5 60.0% |
| FT% | 3-6 50% |
| 4th FG% | 6-13 46.2% |
| 3PT% | 0-1 0.0% |
| FT% | 6-12 50% |
| GM FG% | 25-52 48.1% |
| 3PT% | 6-15 40.0% |
| FT% | 11-22 50.0% |

Dead Ball Rebounds: 6, 0

| USF | | UND | |
|------------------|--------------|---------------|--|
| Biggest lead | 3 (1st 7:36) | 19 (4th 6:25) | |
| Best Scoring Run | 8 (2nd 0:18) | 11 (1st 1:30) | |
| Lead Changes | 2 | 5 | |
| Times Tied | 2 | 0 | |
| Time with Lead | 03:59 | 33:53 | |

| Points from Turnovers | USF | UND | Period by Period Scoring | | | |
|-----------------------|-----|-----|--------------------------|-----|-----|-----|
| | | | 1st | 2nd | 3rd | 4th |
| Paint | 24 | 34 | | | | |
| Second Chance | 17 | 2 | | | | |
| Fast Breaks | 6 | 17 | | | | |
| Bench | 27 | 18 | | | | |

Dec. 4, 2019
Purcell Pavilion (Notre Dame, Ind.)



Official Basketball Box Score - Final
Minnesota at Notre Dame
12:05:19 Purcell Pavilion at the Joyce Center, Notre Dame
2019-20 Women's Basketball

Game Time: 1:00 AM
Game Duration: 1:40
Attendance: 7,093

Officials: Maj Forsberg, Eric Brewton, Rod Crech

| NO. | Name | Min | FG | | 3P | | FT | | Rebounds | | Fouls | | TP | AS | TO | ST | Blocks | | +/- |
|--------|-----------------|-----|-------|-------|------|-----|----|----|----------|----|-------|----|----|----|----|----|--------|----|-----|
| | | | M | A | M | A | O | R | O | R | O | O | | | | | O | O | |
| 5 | Taiye Bello | F | 28:52 | 8-15 | 0-0 | 0-0 | 6 | 10 | 16 | 4 | 1 | 16 | 1 | 1 | 1 | 5 | 2 | 18 | |
| 3 | Destiny Pitts | G | 40:00 | 4-18 | 3-10 | 3-4 | 3 | 5 | 8 | 1 | 5 | 14 | 4 | 3 | 3 | 0 | 1 | 8 | |
| 14 | Sara Scalia | G | 35:23 | 4-11 | 1-6 | 0-0 | 1 | 4 | 5 | 2 | 2 | 9 | 4 | 0 | 2 | 0 | 0 | 6 | |
| 21 | Jasmine Brunson | G | 35:47 | 5-11 | 2-2 | 1-2 | 1 | 2 | 3 | 3 | 13 | 6 | 1 | 0 | 0 | 0 | 0 | 6 | |
| 34 | Gladys Hubbard | G | 39:10 | 7-16 | 6-13 | 0-0 | 0 | 1 | 1 | 1 | 20 | 11 | 1 | 3 | 1 | 2 | 4 | 4 | |
| 20 | Kahinda Bello | G | 07:53 | 0-0 | 0-0 | 0-0 | 0 | 0 | 0 | 0 | 2 | 0 | 0 | 1 | 0 | 0 | 0 | -5 | |
| 4 | Jasmine Powell | F | 13:55 | 0-1 | 0-1 | 3-4 | 0 | 1 | 1 | 4 | 3 | 3 | 4 | 2 | 0 | 0 | 0 | 3 | |
| Team | | | | | | | | | | | | | | | | | | | |
| Totals | | | 28:72 | 12-32 | 7-10 | 15 | 23 | 38 | 17 | 13 | 75 | 20 | 9 | 9 | 6 | 5 | 8 | | |

Technical Fouls:NONE

| Shooting By Period | |
|--------------------|-------------|
| 1st FG% | 6-21 28.6% |
| 3PT% | 3-8 37.5% |
| FT% | 0-0 0% |
| 2nd FG% | 6-14 42.9% |
| 3PT% | 4-8 50.0% |
| FT% | 2-2 100% |
| 3rd FG% | 9-19 47.4% |
| 3PT% | 2-8 25.0% |
| FT% | 0-0 0% |
| 4th FG% | 7-18 38.9% |
| 3PT% | 3-8 37.5% |
| FT% | 5-8 62.5% |
| GM FG% | 28-72 37.5% |
| 3PT% | 12-32 37.5% |
| FT% | 7-10 70.0% |

Dead Ball Rebounds: 1, 0

| NO. | Name | Min | FG | | 3P | | FT | | Rebounds | | Fouls | | TP | AS | TO | ST | Blocks | | +/- |
|--------|-------------------|-----|-------|------|-------|-----|----|----|----------|----|-------|----|----|----|----|----|--------|----|-----|
| | | | M | A | M | A | O | R | O | R | O | O | | | | | O | O | |
| 22 | Danielle Cosgrove | F | 05:09 | 0-1 | 0-0 | 0-0 | 0 | 2 | 2 | 0 | 0 | 0 | 0 | 1 | 1 | 0 | 0 | -6 | |
| 33 | Sam Brunelle | F | 37:50 | 9-18 | 0-3 | 1-1 | 0 | 6 | 6 | 4 | 2 | 19 | 3 | 5 | 0 | 2 | 0 | -6 | |
| 10 | Kathlyn Gilbert | G | 37:41 | 7-13 | 1-2 | 0-0 | 3 | 4 | 7 | 2 | 2 | 15 | 1 | 1 | 0 | 0 | 0 | -9 | |
| 13 | Marta Sniezek | G | 40:00 | 3-6 | 0-0 | 4-5 | 0 | 2 | 2 | 4 | 5 | 10 | 8 | 4 | 1 | 0 | 0 | -8 | |
| 24 | Destinee Walker | G | 34:35 | 4-7 | 0-1 | 4-4 | 1 | 1 | 2 | 0 | 3 | 12 | 0 | 2 | 0 | 0 | 0 | -7 | |
| 21 | Anaya Peoples | G | 37:03 | 4-13 | 0-1 | 1-1 | 2 | 12 | 14 | 2 | 4 | 9 | 6 | 1 | 1 | 2 | 5 | -4 | |
| 2 | Kaitlin Cole | F | 07:44 | 1-2 | 0-1 | 0-0 | 1 | 2 | 3 | 1 | 1 | 2 | 0 | 0 | 0 | 1 | 0 | 0 | |
| Team | | | | | | | | | | | | | | | | | | | |
| Totals | | | 28:60 | 1-8 | 10-11 | 8 | 31 | 39 | 13 | 17 | 67 | 18 | 15 | 2 | 5 | 6 | 8 | | |

Technical Fouls:NONE

| Shooting By Period | |
|--------------------|-------------|
| 1st FG% | 4-11 36.4% |
| 3PT% | 0-1 0.0% |
| FT% | 1-1 100% |
| 2nd FG% | 6-17 35.3% |
| 3PT% | 0-3 0.0% |
| FT% | 0-0 0% |
| 3rd FG% | 9-15 60.0% |
| 3PT% | 1-3 33.3% |
| FT% | 0-0 0% |
| 4th FG% | 9-17 52.9% |
| 3PT% | 0-1 0.0% |
| FT% | 5-5 100% |
| GM FG% | 28-60 46.7% |
| 3PT% | 1-8 12.5% |
| FT% | 10-11 90.9% |

Dead Ball Rebounds: 2, 0

| MINN | | ND | |
|------------------|---------------|--------------|--|
| Biggest lead | 18 (2nd 2:19) | 2 (1st 8:22) | |
| Best Scoring Run | 9 (2nd 6:17) | 8 (2nd 0:30) | |
| Lead Changes | 6 | 0 | |
| Times Tied | 1 | 0 | |
| Time with Lead | 37:58 | 00:57 | |

| Points from Turnovers | MINN | ND | Period by Period Scoring | | | |
|-----------------------|------|----|--------------------------|-----|-----|-----|
| | | | 1st | 2nd | 3rd | 4th |
| Paint | 22 | 44 | | | | |
| Second Chance | 14 | 9 | | | | |
| Fast Breaks | 4 | 10 | | | | |
| Bench | 3 | 11 | | | | |

Dec. 8, 2019
Gampel Pavilion (Storrs, Conn.)



Official Basketball Box Score - Final
Notre Dame at UConn
12:08:19 Harry A. Gampel Pavilion, Storrs, Conn.
2019-20 Women's Basketball

Game Time: 8:00 PM
Game Duration: 1:40
Attendance: 10,167

Officials: Joseph Vaszily, Karen Presto, Pulant Spruck

| NO. | Name | Min | FG | | 3P | | FT | | Rebounds | | Fouls | | TP | AS | TO | ST | Blocks | | +/- |
|-----|------|-----|----|---|----|---|----|---|----------|---|-------|--|----|----|----|----|--------|--|-----|
| | | | M | A | M | A | O | R | O | R | O | | | | | | | | |

GAME 13
CLEMSON, 71
NOTRE DAME, 55
Dec. 29, 2019
Purcell Pavilion (Notre Dame, Ind.)

Official Basketball Box Score - Final
Clemson at Notre Dame
12/29/19 Purcell Pavilion at the Joyce Center, Notre Dame
2019-20 Women's Basketball
Game Time: 4:00 PM
Game Duration: 1:47
Attendance: 8,569
NCAA
Officials: Joe Vaszily, Eric Brawton, Paulani Spurlock

| NO. Name | Min | FG | | 3P | | FT | | Rebounds | | Fouls | | TP | AS | TO | ST | Blocks | | +/- |
|--------------------|---------|-------|------|------|-----|----|----|----------|----|-------|----|----|----|----|----|--------|----|-----|
| | | M-A | M-A | M-A | M-A | OR | DR | OR | DR | PF | FD | | | | | BS | BA | |
| 5 Amari Robinson | F 28:30 | 2-12 | 0-1 | 2-2 | 2 | 2 | 4 | 2 | 5 | 6 | 1 | 3 | 3 | 0 | 1 | 8 | | |
| 44 Kobi Thornton | F 30:13 | 11-19 | 0-0 | 1-3 | 1 | 5 | 6 | 2 | 4 | 23 | 0 | 4 | 2 | 0 | 0 | 22 | | |
| 12 Hannah Hank | C 17:03 | 2-5 | 0-0 | 0-0 | 2 | 1 | 3 | 4 | 1 | 4 | 1 | 0 | 0 | 1 | 0 | 5 | | |
| 1 Destiny Thomas | G 33:05 | 1-4 | 1-1 | 1-2 | 3 | 3 | 5 | 1 | 2 | 4 | 12 | 4 | 2 | 0 | 0 | 15 | | |
| 3 Kendall Spray | G 35:41 | 8-16 | 8-14 | 0-0 | 2 | 2 | 0 | 2 | 0 | 1 | 24 | 1 | 2 | 2 | 0 | 0 | 14 | |
| 35 Nique Cherry | 14:22 | 2-6 | 0-0 | 2-3 | 6 | 5 | 11 | 2 | 2 | 6 | 0 | 3 | 1 | 0 | 0 | 2 | | |
| 55 Tyler Bennett | 17:25 | 2-4 | 0-0 | 0-0 | 3 | 4 | 7 | 2 | 0 | 4 | 0 | 2 | 0 | 4 | 0 | 3 | | |
| 32 Chyna Cotton | 01:07 | 0-0 | 0-0 | 0-0 | 0 | 1 | 1 | 0 | 0 | 0 | 2 | 0 | 0 | 0 | 0 | 0 | -3 | |
| 2 Kaylee Sticker | 06:16 | 0-2 | 0-0 | 0-0 | 0 | 0 | 0 | 0 | 0 | 0 | 2 | 0 | 1 | 0 | 0 | 0 | 5 | |
| 31 Shania Meertens | 11:33 | 0-1 | 0-0 | 0-0 | 1 | 1 | 2 | 1 | 0 | 0 | 1 | 1 | 0 | 0 | 0 | 0 | 4 | |
| 24 Mikayla Hayes | 03:07 | 0-0 | 0-0 | 0-0 | 0 | 0 | 0 | 0 | 0 | 0 | 0 | 0 | 0 | 0 | 0 | 1 | 0 | 3 |
| 11 Isis Lopes | 01:03 | 0-0 | 0-0 | 0-0 | 0 | 1 | 1 | 0 | 0 | 0 | 0 | 0 | 0 | 0 | 0 | 0 | 0 | 2 |
| 22 Danae McNeal | 00:35 | 0-0 | 0-0 | 0-0 | 0 | 0 | 0 | 0 | 0 | 0 | 0 | 1 | 1 | 0 | 0 | 0 | 0 | 2 |
| Team | | | | | 4 | 5 | | | | 0 | 1 | | | | | | | |
| Totals | | 28-69 | 9-18 | 6-10 | 18 | 29 | 47 | 15 | 15 | 71 | 18 | 21 | 12 | 6 | 2 | 16 | | |

Record: 5-8 (1-1)
Shooting By Period
1st FG% 4-19 21.1%
3PT% 2-6 33.3%
FT% 2-3 66.7%
2nd FG% 8-18 44.4%
3PT% 4-5 80.0%
FT% 3-4 75%
3rd FG% 8-16 50.0%
3PT% 3-6 50.0%
FT% 1-2 50%
4th FG% 8-16 50.0%
FT% 0-1 0%
GM FG% 28-69 40.6%
3PT% 9-18 50.0%
FT% 6-10 60.0%Dead Ball Rebounds: 2, 0

Technical Fouls: NONE

Notre Dame - 55
Record: 5-8 (0-1)
Shooting By Period
1st FG% 4-17 23.5%
3PT% 0-3 0%
FT% 3-4 75%
2nd FG% 3-14 21.4%
3PT% 0-5 0%
FT% 0-0 0%
3rd FG% 5-14 35.7%
3PT% 0-3 0%
FT% 4-4 100%
4th FG% 8-19 42.1%
3PT% 2-6 33.3%
FT% 6-10 60%
GM FG% 20-64 31.3%
3PT% 2-17 11.8%
FT% 13-18 72.2%
Dead Ball Rebounds: 4, 2

Technical Fouls: NONE

| Biggest lead | CLE | | Points from Turnovers | Paint | Second Chance | Fast Breaks | Bench | UND | PIT | Points from Turnovers | Paint | Second Chance | Fast Breaks | Bench |
|------------------|---------------|--------------|-----------------------|-------|---------------|-------------|-------|-----|-----|-----------------------|-------|---------------|-------------|-------|
| | 28 (3rd 3:34) | 2 (1st 9:40) | | | | | | | | | | | | |
| Best Scoring Run | 11 (2nd 7:54) | 8 (4th 8:41) | 32 | 28 | 15 | 10 | 11 | 17 | 11 | 40 | 22 | 15 | 14 | 60 |
| Lead Changes | 5 | | 10 | 2 | 10 | 2 | 11 | 6 | 14 | 24 | 55 | | | |
| Times Tied | 3 | | | | | | | | | | | | | |
| Time with Lead | 35:27 | 01:11 | | | | | | | | | | | | |

GAME 14
NOTRE DAME, 60
PITT, 52
Jan. 2, 2020
Petersen Events Center (Pittsburgh, Penn.)

Official Basketball Box Score - Final
Notre Dame at Pittsburgh
01/03/20 Petersen Events Center, Pittsburgh, Pa.
2019-20 Women's Basketball
Game Time: 12:00 AM
Game Duration: 1:53
Attendance: 1,368
NCAA
Officials: Bryan Brunette, Tiana Cross, Kevin Dillard

| NO. Name | Min | FG | | 3P | | FT | | Rebounds | | Fouls | | TP | AS | TO | ST | Blocks | | +/- |
|----------------------|---------|-------|-----|-------|-----|----|----|----------|----|-------|----|----|----|----|----|--------|----|-----|
| | | M-A | M-A | M-A | M-A | OR | DR | OR | DR | PF | FD | | | | | BS | BA | |
| 33 Sam Brunelle | F 31:38 | 4-11 | 0-3 | 0-0 | 0 | 5 | 5 | 1 | 2 | 8 | 2 | 6 | 0 | 4 | 0 | 3 | | |
| 30 Mikayla Vaughn | G 29:32 | 8-19 | 0-0 | 1-1 | 6 | 3 | 9 | 4 | 1 | 17 | 3 | 1 | 2 | 2 | 11 | | | |
| 10 Katlyn Gilbert | G 33:36 | 3-11 | 0-1 | 2-2 | 1 | 5 | 6 | 2 | 1 | 8 | 4 | 2 | 2 | 0 | 1 | 3 | | |
| 13 Marta Sniezek | G 35:27 | 0-5 | 0-0 | 1-2 | 0 | 0 | 0 | 2 | 3 | 1 | 4 | 2 | 1 | 0 | 1 | 10 | | |
| 21 Anaya Peoples | G 29:37 | 3-10 | 0-0 | 4-7 | 5 | 6 | 11 | 4 | 4 | 10 | 2 | 3 | 3 | 1 | 3 | -5 | | |
| 24 Destinee Walker | 29:23 | 5-11 | 1-4 | 5-6 | 1 | 4 | 5 | 2 | 7 | 16 | 1 | 0 | 3 | 0 | 1 | 20 | | |
| 2 Kaitlin Cole | 07:38 | 0-1 | 0-0 | 0-0 | 0 | 0 | 0 | 0 | 0 | 0 | 0 | 0 | 0 | 0 | 0 | 0 | 0 | 0 |
| 22 Danielle Cosgrove | 03:49 | 0-1 | 0-0 | 0-0 | 0 | 1 | 1 | 2 | 0 | 0 | 1 | 0 | 0 | 0 | 0 | 0 | -2 | |
| Team | | | | | 4 | 5 | 9 | | | 0 | 2 | | | | | | | |
| Totals | | 29-69 | 1-8 | 13-18 | 17 | 29 | 46 | 20 | 18 | 60 | 18 | 16 | 11 | 7 | 8 | 8 | | |

Record: 6-8 (1-1)
Shooting By Period
1st FG% 4-18 22.2%
3PT% 0-2 0.0%
FT% 0-0 0%
2nd FG% 8-23 34.8%
3PT% 0-2 0.0%
FT% 6-7 85.7%
3rd FG% 6-14 42.9%
3PT% 1-1 100.0%
FT% 3-3 100%
4th FG% 5-14 35.7%
3PT% 0-3 0.0%
FT% 4-8 50%
GM FG% 23-69 33.3%
3PT% 1-8 12.5%
FT% 13-18 72.2%
Dead Ball Rebounds: 2, 0

Technical Fouls: NONE

Pittsburgh - 52
Record: 3-10 (0-2)
Shooting By Period
1st FG% 3-11 27.3%
3PT% 2-6 33.3%
FT% 0-0 0%
2nd FG% 4-12 33.3%
3PT% 0-6 0.0%
FT% 6-6 100%
3rd FG% 6-19 31.6%
3PT% 1-4 25.0%
FT% 1-5 20%
4th FG% 3-21 14.3%
3PT% 0-4 0.0%
FT% 10-14 71.4%
GM FG% 16-63 25.4%
3PT% 3-17 17.6%
FT% 17-25 68.0%
Dead Ball Rebounds: 5, 0

| Biggest lead | UND | | Points from Turnovers | Paint | Second Chance | Fast Breaks | Bench | UND | PIT | Points from Turnovers | Paint | Second Chance | Fast Breaks | Bench |
|------------------|---------------|--------------|-----------------------|-------|---------------|-------------|-------|-----|-----|-----------------------|-------|---------------|-------------|-------|
| | 17 (3rd 6:54) | 4 (1st 4:51) | | | | | | | | | | | | |
| Best Scoring Run | 13 (3rd 8:55) | 8 (3rd 2:18) | 18 | 9 | 15 | 14 | 11 | 21 | 9 | 8 | 7 | 8 | 16 | 52 |
| Lead Changes | 4 | | 10 | 2 | 10 | 2 | 11 | 6 | 14 | 24 | 55 | | | |
| Times Tied | 5 | | | | | | | | | | | | | |
| Time with Lead | 28:21 | 08:02 | | | | | | | | | | | | |

GAME 15
NOTRE DAME, 63
SYRACUSE, 74 (OT)
Jan. 5, 2019
Carrier Dome (Syracuse, N.Y.)

Official Basketball Box Score - Final
Notre Dame at Syracuse
01/05/20 Carrier Dome, Syracuse
2019-20 Women's Basketball
Game Time: 9:00 PM
Game Duration: 2:07
Attendance: 4,306
NCAA
Officials: Denise Brooks, Edward Sidasky, Jules Gallen

| NO. Name | Min | FG | | 3P | | FT | | Rebounds | | Fouls | | TP | AS | TO | ST | Blocks | | +/- |
|----------------------|---------|-------|------|-------|-----|----|----|----------|----|-------|----|----|----|----|----|--------|----|-----|
| | | M-A | M-A | M-A | M-A | OR | DR | OR | DR | PF | FD | | | | | BS | BA | |
| 33 Sam Brunelle | F 42:11 | 5-16 | 2-5 | 0-2 | 3 | 4 | 7 | 2 | 1 | 12 | 1 | 3 | 1 | 1 | 0 | -14 | | |
| 30 Mikayla Vaughn | C 27:58 | 7-8 | 0-0 | 2-3 | 5 | 6 | 11 | 5 | 2 | 16 | 0 | 1 | 0 | 3 | 0 | 8 | | |
| 10 Katlyn Gilbert | G 26:29 | 3-15 | 0-2 | 0-0 | 0 | 2 | 2 | 3 | 2 | 6 | 1 | 3 | 1 | 0 | 1 | -17 | | |
| 13 Marta Sniezek | G 41:41 | 0-6 | 0-2 | 0-0 | 0 | 5 | 5 | 2 | 3 | 0 | 10 | 7 | 1 | 0 | 2 | -10 | | |
| 24 Destinee Walker | G 37:35 | 8-17 | 4-9 | 5-8 | 0 | 6 | 6 | 5 | 4 | 25 | 3 | 1 | 1 | 1 | 0 | -10 | | |
| 21 Anaya Peoples | 38:27 | 0-7 | 0-1 | 4-8 | 1 | 4 | 7 | 1 | 5 | 4 | 2 | 6 | 2 | 2 | 4 | -4 | | |
| 22 Danielle Cosgrove | 09:07 | 0-2 | 0-0 | 0-0 | 0 | 0 | 0 | 0 | 0 | 0 | 0 | 0 | 1 | 0 | 1 | 0 | -4 | |
| 2 Kaitlin Cole | 01:32 | 0-0 | 0-0 | 0-0 | 0 | 1 | 1 | 0 | 0 | 0 | 0 | 0 | 0 | 0 | 0 | 0 | -2 | |
| Team | | | | | 3 | 9 | 12 | | | 0 | 0 | | | | | | | |
| Totals | | 23-71 | 6-19 | 11-21 | 16 | 39 | 55 | 19 | 17 | 63 | 17 | 22 | 12 | 7 | 8 | -11 | | |

Record: 6-9 (1-2)
Shooting By Period
1st FG% 6-18 33.3%
3PT% 2-5 40.0%
FT% 2-2 100%
2nd FG% 6-19 31.6%
3PT% 1-4 25.0%
FT% 2-3 66.7%
3rd FG% 6-12 50.0%
3PT% 2-2 100%
FT% 4-10 40%
4th FG% 4-16 25.0%
3PT% 1-7 14.3%
FT% 2-4 50%
OT FG% 1-6 16.7%
3PT% 0-1 0%
FT% 1-2 50%
GM FG% 23-71 32.4%
3PT% 6-19 31.6%
FT% 11-21 52.4%
Dead Ball Rebounds: 5, 0

Technical Fouls: NONE

| Biggest lead | UND | | Points from Turnovers | Paint | Second Chance | Fast Breaks | Bench | UND | SYR | Points from Turnovers | Paint | Second Chance | Fast Breaks | Bench |
|------------------|---------------|------------------|-----------------------|-------|---------------|-------------|-------|-----|-----|-----------------------|-------|---------------|-------------|-------|
| | 10 (4th 9:50) | 11 (1st OT 1:53) | | | | | | | | | | | | |
| Best Scoring Run | 7 (2nd 7:09) | 15 (1st OT 1:53) | 10 | 24 | 30 | 15 | 24 | 16 | 15 | 18 | 11 | 3 | 63 | |
| Lead Changes | 2 | | 10 | 2 | 10 | 2 | 11 | 6 | 14 | 24 | 55 | | | |
| Times Tied | 5 | | | | | | | | | | | | | |
| Time with Lead | 18:50 | 22:43 | | | | | | | | | | | | |

GAME 16
BOSTON COLLEGE, 75
NOTRE DAME, 65
Jan. 9, 2019
Purcell Pavilion (Notre Dame, Ind.)

Official Basketball Box Score - Final
Boston College at Notre Dame
01/10/20 Purcell Pavilion at the Joyce Center, Notre Dame
2019-20 Women's Basketball
Game Time: 12:00 AM
Game Duration: 1:52
Attendance: 7,437
NCAA
Officials: Mark Hardcastle, Talisa Green, Saf Esho

| NO. Name | Min | FG | | 3P | | FT | | Rebounds | | Fouls | | TP | AS | TO | ST | Blocks | | +/- |
|------------------------|---------|------|-----|------|-----|----|----|----------|----|-------|----|----|----|----|----|--------|----|-----|
| | | M-A | M-A | M-A | M-A | OR | DR | OR | DR | PF | FD | | | | | BS | BA | |
| 11 Emma Guy | F 32:08 | 5-11 | 0-0 | 1-2 | 5 | 7 | 12 | 2 | 1 | 11 | 1 | 5 | 1 | 2 | 1 | 9 | | |
| 13 Taylor Soule | F 29:06 | 6-9 | 0-0 | 7-10 | 6 | 6 | 12 | 2 | 7 | 19 | 3 | 2 | 0 | 1 | 0 | 4 | | |
| 1 Cameron Swartz | G 31:46 | 5-14 | 2-3 | 2-2 | 1 | 3 | 1 | 6 | 14 | 2 | 1 | 1 | 0 | 1 | 0 | 8 | | |
| 10 Makayla Dickens | G 34:10 | 3-12 | 3-8 | 0-0 | 1 | 2 | 3 | 2 | 4 | 9 | 3 | 0 | 3 | 0 | 1 | 5 | | |
| 14 Marnelle Garraud | G 33:53 | 3-8 | 2-3 | 0-0 | 0 | 2 | 2 | 1 | 8 | 4 | 4 | 3 | 3 | 0 | 1 | 14 | | |
| 5 Georgia Pineau | 21:02 | 5-11 | 0-0 | 0-0 | 2 | 2 | 3 | 0 | 10 | 2 | 1 | 1 | 0 | 1 | 2 | | | |
| 23 Milan Bolden-Morris | 05:02 | 1-1 | 0-0 | 0-0 | 1 | 1 | 0 | 0 | 0 | 2 | 0 | 0 | 0 | 0 | 0 | 3 | | |
| 4 Taylor Ortlepp | 02:41 | 0-0 | 0-0 | 0-0 | 0 | 0 | 0 | 0 | 0 | 0 | 0 | 0 | 0 | 0 | 0 | 0 | -2 | |
| 3 Jaelyn Batts | 10:12 | 1-2 | 0-0 | 0-0 | 2 | 3 | 5 | 3 | 2 | 2 | 1 | 0 | 1 | 0 | 7 | | | |

Jan. 12, 2020
Purcell Pavilion (Notre Dame, Ind.)



Official Basketball Box Score - Final
NC State at Notre Dame
01/12/20 Purcell Pavilion at the Joyce Center, Notre Dame
2019-20 Women's Basketball

Game Time: 9:00 PM
Game Duration: 1:43
Attendance: 7,861

Officials: Joseph Vaszily, Rod Creech, Fatou Gasoko-Stephens

Table with columns: NO., Name, Min, FG, 3P, FT, Rebounds, Fouls, TP, AS, TO, ST, Blocks, +/-

Shooting By Period table with columns: 1st FG%, 3PT%, 2nd FG%, 3PT%, FT%, 3rd FG%, 3PT%, 4th FG%, 3PT%, GM FG%, 3PT%, FT%

Technical Fouls:NONE

Dead Ball Rebounds: 2, 0

Table with columns: NO., Name, Min, FG, 3P, FT, Rebounds, Fouls, TP, AS, TO, ST, Blocks, +/-

Shooting By Period table with columns: 1st FG%, 3PT%, 2nd FG%, 3PT%, FT%, 3rd FG%, 3PT%, 4th FG%, 3PT%, GM FG%, 3PT%, FT%

Technical Fouls:NONE

Dead Ball Rebounds: 3, 0

Summary table with columns: NCST, ND, Points from Turnovers, NCST, ND, Period by Period Scoring

Jan. 16, 2020
Cameron Indoor (Durham, N.C.)



Official Basketball Box Score - Final
Notre Dame at Duke
01/17/20 Cameron Indoor Stadium, Durham
2019-20 Women's Basketball

Game Time: 1:00 AM
Game Duration: 1:59
Attendance: 3,022

Officials: Eric Brewton, Mark Resch, Meadow Overstreet

Table with columns: NO., Name, Min, FG, 3P, FT, Rebounds, Fouls, TP, AS, TO, ST, Blocks, +/-

Shooting By Period table with columns: 1st FG%, 3PT%, 2nd FG%, 3PT%, FT%, 3rd FG%, 3PT%, 4th FG%, 3PT%, GM FG%, 3PT%, FT%

Technical Fouls:NONE

Dead Ball Rebounds: 2, 0

Table with columns: NO., Name, Min, FG, 3P, FT, Rebounds, Fouls, TP, AS, TO, ST, Blocks, +/-

Shooting By Period table with columns: 1st FG%, 3PT%, 2nd FG%, 3PT%, FT%, 3rd FG%, 3PT%, 4th FG%, 3PT%, GM FG%, 3PT%, FT%

Technical Fouls:NONE

Dead Ball Rebounds: 7, 0

Summary table with columns: ND, DU, Points from Turnovers, ND, DU, Period by Period Scoring

Jan. 19, 2020
Purcell Pavilion (Notre Dame, Ind.)



Official Basketball Box Score - Final
Miami (FL) at Notre Dame
01/19/20 Purcell Pavilion at the Joyce Center, Notre Dame
2019-20 Women's Basketball

Game Time: 6:00 PM
Game Duration: 1:39
Attendance: 6,059

Officials: Denise Brooks, Karen Presto, Katie Lukanich

Table with columns: NO., Name, Min, FG, 3P, FT, Rebounds, Fouls, TP, AS, TO, ST, Blocks, +/-

Shooting By Period table with columns: 1st FG%, 3PT%, 2nd FG%, 3PT%, FT%, 3rd FG%, 3PT%, 4th FG%, 3PT%, GM FG%, 3PT%, FT%

Technical Fouls:NONE

Dead Ball Rebounds: 0, 0

Table with columns: NO., Name, Min, FG, 3P, FT, Rebounds, Fouls, TP, AS, TO, ST, Blocks, +/-

Shooting By Period table with columns: 1st FG%, 3PT%, 2nd FG%, 3PT%, FT%, 3rd FG%, 3PT%, 4th FG%, 3PT%, GM FG%, 3PT%, FT%

Technical Fouls:NONE

Dead Ball Rebounds: 1, 0

Summary table with columns: UM, ND, Points from Turnovers, UM, ND, Period by Period Scoring

Jan. 26, 2020
John Paul Jones Arena (Charlottesville, Va.)



Official Basketball Box Score - Final
Notre Dame at Virginia
01/26/20 John Paul Jones Arena, Charlottesville, Va.
Virginia vs. Notre Dame

Game Time: 7:00 PM
Game Duration: 2:01
Attendance: 5,117

Officials: Mark Hardcastle, Jennifer Rozac, Bobby Ray

Table with columns: NO., Name, Min, FG, 3P, FT, Rebounds, Fouls, TP, AS, TO, ST, Blocks, +/-

Shooting By Period table with columns: 1st FG%, 3PT%, 2nd FG%, 3PT%, FT%, 3rd FG%, 3PT%, 4th FG%, 3PT%, GM FG%, 3PT%, FT%

Technical Fouls:NONE

Dead Ball Rebounds: 4, 0

Table with columns: NO., Name, Min, FG, 3P, FT, Rebounds, Fouls, TP, AS, TO, ST, Blocks, +/-

Shooting By Period table with columns: 1st FG%, 3PT%, 2nd FG%, 3PT%, FT%, 3rd FG%, 3PT%, 4th FG%, 3PT%, GM FG%, 3PT%, FT%

Technical Fouls:NONE

Dead Ball Rebounds: 4, 0

Summary table with columns: ND, UVA, Points from Turnovers, ND, UVA, Period by Period Scoring

GAME 21 #5/4 LOUISVILLE, 86
NOTRE DAME, 54
Jan. 30, 2020
Purcell Pavilion (Notre Dame, Ind.)



Official Basketball Box Score - Final
Louisville at Notre Dame
01/31/20 Purcell Pavilion at the Joyce Center, Notre Dame
2019-20 Women's Basketball
Game Time: 12:00 AM
Game Duration: 1:47
Attendance: 7,719
Officials: Joseph Vaszily, Maj Forsberg, Karen Presto

| NO. | Name | Min | FG | | | Rebounds | | | Fouls | | | TP | AS | TO | ST | Blocks | | +/- |
|---------------|-------------------|---------|------------------|------|------|----------|----|-----|----------|----|----|----------|----|----|---------|--------|----|-----|
| | | | M-A | 3P-A | FT-A | OR | DR | TOT | PF | FD | BS | | | | | BA | | |
| 21 | Kylee Shook | F 22:13 | 5-10 | 2-3 | 0-0 | 2 | 4 | 6 | 2 | 0 | 12 | 2 | 0 | 1 | 6 | 1 | 25 | |
| 33 | Bionca Dunham | F 19:32 | 4-5 | 0-0 | 0-0 | 0 | 2 | 2 | 2 | 0 | 8 | 1 | 2 | 0 | 0 | 0 | 26 | |
| 1 | Dana Evans | G 28:40 | 5-12 | 2-8 | 5-5 | 0 | 1 | 1 | 1 | 3 | 17 | 6 | 1 | 3 | 0 | 1 | 32 | |
| 4 | Elizabeth Balogun | G 20:23 | 5-9 | 1-3 | 0-1 | 1 | 4 | 5 | 1 | 1 | 11 | 3 | 1 | 1 | 0 | 1 | 26 | |
| 23 | Jazmine Jones | G 25:25 | 5-8 | 0-0 | 4-4 | 2 | 7 | 9 | 1 | 3 | 14 | 4 | 3 | 0 | 0 | 0 | 25 | |
| 2 | Yacine Diop | 29:24 | 4-10 | 1-3 | 0-0 | 1 | 8 | 9 | 1 | 0 | 9 | 7 | 3 | 2 | 0 | 0 | 22 | |
| 5 | Mykasa Robinson | 14:21 | 0-0 | 0-0 | 1-4 | 2 | 3 | 5 | 4 | 2 | 1 | 1 | 2 | 1 | 0 | 0 | 0 | |
| 22 | Elizabeth Dixon | 19:20 | 3-4 | 0-0 | 1-2 | 2 | 2 | 4 | 3 | 1 | 7 | 0 | 2 | 1 | 3 | 0 | 4 | |
| 24 | Jessica Laemmle | 11:55 | 1-2 | 0-0 | 0-0 | 0 | 0 | 0 | 1 | 1 | 2 | 0 | 2 | 1 | 0 | 0 | 0 | |
| 12 | Lindsey Duval | 10:47 | 2-3 | 1-2 | 0-0 | 0 | 0 | 1 | 1 | 0 | 5 | 1 | 0 | 1 | 0 | 0 | 0 | |
| Team | | | | | | 2 | | | 3 | | | 0 | | | 0 | | | |
| Totals | | | 34-63 7-19 11-16 | | | 12 33 45 | | | 17 11 86 | | | 25 16 10 | | | 10 3 32 | | | |

| NO. | Name | Min | FG | | | Rebounds | | | Fouls | | | TP | AS | TO | ST | Blocks | | +/- |
|---------------|-------------------|---------|------------------|------|------|----------|----|-----|----------|----|----|---------|----|----|----------|--------|----|-----|
| | | | M-A | 3P-A | FT-A | OR | DR | TOT | PF | FD | BS | | | | | BA | | |
| 33 | Sam Brunelle | F 39:01 | 6-15 | 2-8 | 3-4 | 3 | 6 | 9 | 1 | 2 | 17 | 1 | 6 | 1 | 1 | 1 | 35 | |
| 30 | Mikayla Vaughn | C 28:46 | 3-8 | 0-0 | 2-4 | 2 | 3 | 5 | 2 | 2 | 8 | 5 | 1 | 1 | 1 | 3 | 21 | |
| 10 | Katlyn Gilbert | G 36:48 | 5-14 | 0-2 | 8-8 | 0 | 0 | 0 | 1 | 7 | 18 | 1 | 4 | 1 | 0 | 2 | 32 | |
| 13 | Maria Sniezek | G 32:12 | 2-6 | 0-1 | 1-1 | 1 | 2 | 3 | 2 | 5 | 5 | 3 | 4 | 1 | 0 | 2 | 18 | |
| 24 | Destinee Walker | G 25:07 | 1-10 | 1-4 | 0-0 | 1 | 1 | 2 | 0 | 0 | 3 | 0 | 0 | 0 | 0 | 1 | 26 | |
| 2 | Kaitlin Cole | 20:02 | 0-3 | 0-0 | 0-0 | 1 | 3 | 4 | 3 | 1 | 0 | 0 | 0 | 0 | 1 | 0 | 8 | |
| 22 | Danielle Cosgrove | 10:15 | 0-4 | 0-1 | 0-0 | 0 | 1 | 1 | 1 | 0 | 0 | 0 | 0 | 0 | 0 | 1 | 14 | |
| 20 | Nicole Benz | 04:52 | 1-1 | 1-1 | 0-0 | 0 | 0 | 0 | 1 | 0 | 3 | 0 | 0 | 1 | 0 | 0 | 1 | |
| 3 | Margaret Murdock | 00:59 | 0-0 | 0-0 | 0-0 | 0 | 0 | 0 | 0 | 0 | 0 | 1 | 0 | 0 | 0 | 0 | 3 | |
| 5 | Catherine Murdock | 00:59 | 0-0 | 0-0 | 0-0 | 0 | 0 | 0 | 0 | 0 | 0 | 0 | 0 | 0 | 0 | 0 | 3 | |
| 40 | Kathleen Keyes | 00:59 | 0-0 | 0-0 | 0-0 | 0 | 0 | 0 | 0 | 0 | 0 | 0 | 0 | 0 | 0 | 0 | 3 | |
| Team | | | | | | 4 | | | 8 | | | 0 | | | 0 | | | |
| Totals | | | 18-61 4-17 14-17 | | | 12 20 32 | | | 11 17 54 | | | 11 16 5 | | | 3 10 -32 | | | |

| LOU | ND | Points from Turnovers | LOU | ND | Period by Period Scoring | | | | | | |
|------------------|---------------------------|---------------------------|---------------|----|--------------------------|-----|-----|-----|-----|----|----|
| | | | | | 1st | 2nd | 3rd | 4th | TOT | | |
| Biggest lead | 36 (4 th 2:45) | 0 (1 st 10:00) | Paint | 34 | 22 | LOU | 27 | 23 | 24 | 12 | 86 |
| Best Scoring Run | 10 (2 nd 1:21) | 6 (3 rd 6:37) | Second Chance | 12 | 7 | LOU | 11 | 18 | 14 | 11 | 54 |
| Lead Changes | 0 | 0 | Fast Breaks | 4 | 4 | ND | 11 | 18 | 14 | 11 | 54 |
| Times Tied | 0 | 0 | Bench | 24 | 3 | | | | | | |
| Time with Lead | 39:44 | 00:00 | | | | | | | | | |

GAME 22 NOTRE DAME, 59
GEORGIA TECH, 51
Feb. 2, 2020
McCamish Pavilion (Atlanta, Ga.)



Official Basketball Box Score - Final
Notre Dame at Georgia Tech
02/02/20 McCamish Pavilion, Atlanta
Georgia Tech vs. Notre Dame
Game Time: 7:00 PM
Game Duration: 1:59
Attendance: 1,749
Officials: Bryan Brunette, Carla Fountain, Robert Entler

| NO. | Name | Min | FG | | | Rebounds | | | Fouls | | | TP | AS | TO | ST | Blocks | | +/- |
|---------------|-------------------|---------|-----------------|------|------|----------|----|-----|----------|----|----|---------|----|----|-------|--------|---|-----|
| | | | M-A | 3P-A | FT-A | OR | DR | TOT | PF | FD | BS | | | | | BA | | |
| 33 | Sam Brunelle | F 37:33 | 2-7 | 0-2 | 3-3 | 0 | 4 | 4 | 2 | 2 | 7 | 3 | 1 | 0 | 2 | 1 | 5 | |
| 30 | Mikayla Vaughn | C 29:12 | 10-15 | 0-0 | 0-0 | 2 | 5 | 7 | 4 | 3 | 20 | 0 | 1 | 1 | 1 | 3 | 2 | |
| 10 | Katlyn Gilbert | G 36:07 | 4-9 | 0-0 | 3-6 | 0 | 2 | 2 | 2 | 3 | 11 | 5 | 4 | 2 | 0 | 1 | 9 | |
| 13 | Maria Sniezek | G 38:14 | 1-1 | 0-0 | 4-6 | 0 | 4 | 4 | 1 | 7 | 6 | 2 | 6 | 2 | 0 | 0 | 8 | |
| 24 | Destinee Walker | G 40:00 | 4-11 | 0-3 | 7-8 | 0 | 4 | 4 | 3 | 5 | 15 | 2 | 1 | 2 | 0 | 1 | 8 | |
| 2 | Kaitlin Cole | 08:59 | 0-0 | 0-0 | 0-0 | 0 | 0 | 0 | 2 | 0 | 0 | 0 | 0 | 0 | 0 | 0 | 2 | |
| 22 | Danielle Cosgrove | 09:55 | 0-2 | 0-2 | 0-0 | 0 | 3 | 3 | 2 | 0 | 0 | 1 | 0 | 0 | 0 | 0 | 6 | |
| Team | | | 2-5 7-7 | | | 0 | | | 3 | | | 0 | | | 3 | | | |
| Totals | | | 21-45 0-7 17-23 | | | 4 27 31 | | | 16 20 59 | | | 13 16 8 | | | 3 6 8 | | | |

| NO. | Name | Min | FG | | | Rebounds | | | Fouls | | | TP | AS | TO | ST | Blocks | | +/- |
|---------------|----------------------|---------|------------------|------|------|----------|----|-----|----------|----|----|---------|----|----|--------|--------|-----|-----|
| | | | M-A | 3P-A | FT-A | OR | DR | TOT | PF | FD | BS | | | | | BA | | |
| 4 | Anne Francoise Diouf | F 16:12 | 1-6 | 0-0 | 0-0 | 4 | 3 | 7 | 1 | 0 | 2 | 0 | 1 | 0 | 2 | 1 | -8 | |
| 20 | Nerea Hermosa | C 14:49 | 2-4 | 0-0 | 0-0 | 1 | 1 | 2 | 0 | 0 | 4 | 1 | 2 | 0 | 0 | 0 | -11 | |
| 2 | Jasmine Carson | G 22:29 | 5-13 | 2-8 | 5-6 | 0 | 3 | 3 | 2 | 3 | 17 | 0 | 2 | 1 | 1 | 0 | -1 | |
| 33 | Francesca Pan | G 28:18 | 1-7 | 0-3 | 0-2 | 1 | 1 | 2 | 5 | 1 | 2 | 1 | 2 | 0 | 1 | 0 | -2 | |
| 41 | Kiara Fletcher | G 36:38 | 2-11 | 0-1 | 4-6 | 4 | 3 | 7 | 4 | 3 | 8 | 5 | 3 | 1 | 1 | 1 | -6 | |
| 13 | Lorela Cubaj | 34:48 | 5-12 | 0-0 | 0-1 | 4 | 1 | 5 | 4 | 4 | 10 | 3 | 1 | 0 | 1 | 1 | -5 | |
| 31 | Lotta-Maj Lahtinen | 28:28 | 2-4 | 0-1 | 2-5 | 2 | 6 | 8 | 3 | 5 | 6 | 1 | 3 | 1 | 0 | 0 | -6 | |
| 00 | Dajah Jefferson | 11:45 | 0-1 | 0-1 | 0-0 | 0 | 0 | 0 | 0 | 0 | 0 | 0 | 0 | 0 | 0 | 0 | -1 | |
| 12 | Kondalia Montgomery | 06:18 | 1-3 | 0-1 | 0-0 | 2 | 0 | 2 | 1 | 0 | 2 | 0 | 0 | 0 | 0 | 0 | -4 | |
| 3 | Sarah Bates | 02:15 | 0-2 | 0-1 | 0-0 | 0 | 1 | 1 | 0 | 0 | 0 | 0 | 0 | 0 | 0 | 0 | -2 | |
| Team | | | 1 1 2 | | | 0 | | | 2 | | | 0 | | | 2 | | | |
| Totals | | | 19-63 2-16 11-20 | | | 19 20 39 | | | 20 16 51 | | | 13 16 5 | | | 6 3 -8 | | | |

| ND | GT | Points from Turnovers | ND | GT | Period by Period Scoring | | | | | | |
|------------------|---------------------------|--------------------------|---------------|----|--------------------------|-----|-----|-----|-----|----|----|
| | | | | | 1st | 2nd | 3rd | 4th | TOT | | |
| Biggest lead | 13 (4 th 5:34) | 4 (2 nd 5:20) | Paint | 36 | 20 | ND | 12 | 11 | 19 | 17 | 59 |
| Best Scoring Run | 6 (3 rd 8:11) | 6 (3 rd 6:58) | Second Chance | 4 | 16 | ND | 12 | 11 | 19 | 17 | 59 |
| Lead Changes | 8 | 8 | Fast Breaks | 11 | 9 | GT | 12 | 12 | 11 | 16 | 51 |
| Times Tied | 14 | 14 | Bench | 0 | 18 | | | | | | |
| Time with Lead | 20:21 | 07:09 | | | | | | | | | |

GAME 23 NOTRE DAME,
WAKE FOREST,
Feb. 6, 2020
LJVM Coliseum (Winston-Salem, N.C.)

GAME 24 PITTSBURGH,
NOTRE DAME,
Feb. 9, 2020
Purcell Pavilion (Notre Dame, Ind.)



**2019-20 Notre Dame Women's Basketball
Combined Team Statistics
All games**

Page 1/1
as of Feb 02, 2020

Game Records

| Record | Overall | Home | Away | Neutral |
|----------------|---------|------|------|---------|
| ALL GAMES | 8-14 | 3-8 | 4-4 | 1-2 |
| CONFERENCE | 3-7 | 1-4 | 2-3 | 0-0 |
| NON-CONFERENCE | 5-7 | 2-4 | 2-1 | 1-2 |

Score by Periods

| Team | 1st | 2nd | 3rd | 4th | OT | TOT |
|------------|-----|-----|-----|-----|----|------|
| Notre Dame | 310 | 330 | 378 | 384 | 3 | 1405 |
| Opponents | 369 | 384 | 396 | 359 | 14 | 1522 |

Team Box Score

| No. | Player | | | | Total | | 3-Point | | F-Throw | | Rebounds | | | | | | | | PTS | AVG | | |
|------------------|--------------------|-----------|-------------|------|-----------------|-------------|----------------|-------------|----------------|-------------|------------|------------|------------|-------------|------------|----------|------------|------------|------------|------------|-------------|-------------|
| | | GP-GS | MIN | AVG | FG-FGA | FG% | 3FG-FGA | 3FG% | FT-FTA | FT% | OFF | DEF | TOT | AVG | PF | DQ | A | TO | | | BLK | STL |
| 33 | BRUNELLE, Sam | 22-22 | 751:17 | 34.1 | 117-291 | .402 | 33-125 | .264 | 39-55 | .709 | 28 | 106 | 134 | 6.1 | 49 | 1 | 34 | 70 | 26 | 16 | 306 | 13.9 |
| 10 | GILBERT, Katlyn | 22-21 | 752:15 | 34.2 | 120-311 | .386 | 8-34 | .235 | 57-82 | .695 | 18 | 76 | 94 | 4.3 | 42 | 0 | 55 | 77 | 10 | 45 | 305 | 13.9 |
| 24 | WALKER, Destinee | 22-21 | 768:40 | 34.9 | 96-264 | .364 | 25-107 | .234 | 79-106 | .745 | 26 | 66 | 92 | 4.2 | 51 | 2 | 32 | 36 | 4 | 28 | 296 | 13.5 |
| 21 | PEOPLES, Anaya | 17-10 | 537:43 | 31.6 | 86-188 | .457 | 2-16 | .125 | 41-83 | .494 | 45 | 92 | 137 | 8.1 | 44 | 1 | 28 | 32 | 18 | 33 | 215 | 12.6 |
| 30 | VAUGHN, Mikayla | 11-11 | 296:13 | 26.9 | 56-92 | .609 | 0-0 | .000 | 16-22 | .727 | 34 | 42 | 76 | 6.9 | 33 | 1 | 23 | 21 | 14 | 15 | 128 | 11.6 |
| 13 | SNIEZEK, Marta | 21-21 | 746:17 | 35.5 | 23-66 | .348 | 2-12 | .167 | 31-40 | .775 | 3 | 70 | 73 | 3.5 | 63 | 2 | 116 | 93 | 3 | 43 | 79 | 3.8 |
| 22 | COSGROVE, Danielle | 22-4 | 291:47 | 13.3 | 18-80 | .225 | 5-25 | .200 | 13-19 | .684 | 16 | 31 | 47 | 2.1 | 31 | 1 | 13 | 28 | 10 | 6 | 54 | 2.5 |
| 2 | COLE, Kaitlin | 22-0 | 242:56 | 11.0 | 7-26 | .269 | 0-4 | .000 | 2-8 | .250 | 17 | 21 | 38 | 1.7 | 34 | 0 | 11 | 13 | 2 | 9 | 16 | 0.7 |
| 20 | BENZ, Nicole | 10-0 | 16:33 | 1.7 | 2-4 | .500 | 2-3 | .667 | 0-0 | .000 | 0 | 2 | 2 | 0.2 | 3 | 0 | 0 | 0 | 0 | 1 | 6 | 0.6 |
| 3 | MURDOCK, Margaret | 6-0 | 07:06 | 1.2 | 0-2 | .000 | 0-2 | .000 | 0-0 | .000 | 0 | 0 | 0 | 0.0 | 0 | 0 | 1 | 1 | 0 | 0 | 0 | 0.0 |
| 40 | KEYES, Kathleen | 6-0 | 07:06 | 1.2 | 0-0 | .000 | 0-0 | .000 | 0-0 | .000 | 0 | 1 | 1 | 0.2 | 0 | 0 | 0 | 2 | 0 | 0 | 0 | 0.0 |
| 5 | MURDOCK, Catherine | 6-0 | 07:06 | 1.2 | 0-3 | .000 | 0-1 | .000 | 0-0 | .000 | 3 | 1 | 4 | 0.7 | 1 | 0 | 1 | 4 | 1 | 0 | 0 | 0.0 |
| Team | | | | | | | | | | | 64 | 60 | 124 | | | | | 20 | | | | |
| Total | | 22 | 4425 | | 525-1327 | .396 | 77-329 | .234 | 278-415 | .670 | 254 | 568 | 822 | 37.4 | 351 | 8 | 314 | 397 | 88 | 196 | 1405 | 63.9 |
| Opponents | | 22 | 4425 | | 574-1471 | .390 | 157-536 | .293 | 217-340 | .638 | 371 | 603 | 974 | 44.3 | 399 | 3 | 345 | 405 | 112 | 201 | 1522 | 69.2 |

Team Statistics

| | ND | OPP |
|------------------------|-----------------|-----------------|
| Scoring | 1405 | 1522 |
| Points per game | 63.9 | 69.2 |
| Scoring margin | -5.3 | - |
| Field goals-att | 525-1327 | 574-1471 |
| Field goal pct | .396 | .390 |
| 3 point fg-att | 77-329 | 157-536 |
| 3-point FG pct | .234 | .293 |
| 3-pt FG made per game | 3.5 | 7.1 |
| Free throws-att | 278-415 | 217-340 |
| Free throw pct | .670 | .638 |
| F-Throws made per game | 12.6 | 9.9 |
| Rebounds | 822 | 974 |
| Rebounds per game | 37.4 | 44.3 |
| Rebounding margin | -6.9 | - |
| Assists | 314 | 345 |
| Assists per game | 14.3 | 15.7 |
| Turnovers | 397 | 405 |
| Turnovers per game | 18.0 | 18.4 |
| Turnover margin | +0.4 | - |
| Assist/turnover ratio | 0.8 | 0.9 |
| Steals | 196 | 201 |
| Steals per game | 8.9 | 9.1 |
| Blocks | 88 | 112 |
| Blocks per game | 4.0 | 5.1 |
| Winning streak | 1 | - |
| Home win streak | 0 | - |
| Attendance | 84175 | 32937 |
| Home games-Avg/Game | 11-7652 | 8-4117 |
| Neutral site-Avg/Game | - | 3-223 |

Team Results

| Date | Opponent | | Score | Att. |
|------------|---------------------|-----|--------|-------|
| 11/05/2019 | at Fordham | W | 60-55 | 3200 |
| 11/08/2019 | Loyola Maryland | W | 84-60 | 7613 |
| 11/11/2019 | Tennessee | L | 63-74 | 7801 |
| 11/14/2019 | Michigan St. | L | 69-72 | 7556 |
| 11/20/2019 | Toledo | W | 54-51 | 7269 |
| 11/23/2019 | at Michigan | W | 76-72 | 4008 |
| 11/28/2019 | vs FGCU | L | 60-69 | 235 |
| 11/29/2019 | vs South Dakota St. | L | 59-65 | 259 |
| 11/30/2019 | vs South Fla. | W | 67-51 | 174 |
| 12/04/2019 | Minnesota | L | 67-75 | 7093 |
| 12/08/2019 | at UConn | L | 57-81 | 10167 |
| 12/11/2019 | DePaul | L | 94-105 | 7148 |
| 12/29/2019 | Clemson | L | 55-71 | 8569 |
| 01/02/2020 | at Pittsburgh | W | 60-52 | 1368 |
| 01/05/2020 | at Syracuse | Lot | 63-74 | 4306 |
| 01/09/2020 | Boston College | L | 65-75 | 7487 |
| 01/12/2020 | NC State | L | 56-90 | 7861 |
| 01/16/2020 | at Duke | L | 47-50 | 3022 |
| 01/19/2020 | Miami (FL) | W | 76-53 | 8059 |
| 01/26/2020 | at Virginia | L | 60-90 | 5117 |
| 01/30/2020 | Louisville | L | 54-86 | 7719 |
| 02/02/2020 | at Georgia Tech | W | 59-51 | 1749 |



**2019-20 Notre Dame Women's Basketball
Combined Team Statistics
In Conference games**

Page 1/1
as of Feb 02, 2020

Game Records

| Record | Overall | Home | Away | Neutral |
|----------------|---------|------|------|---------|
| ALL GAMES | 3-7 | 1-4 | 2-3 | 0-0 |
| CONFERENCE | 3-7 | 1-4 | 2-3 | 0-0 |
| NON-CONFERENCE | 0-0 | 0-0 | 0-0 | 0-0 |

Score by Periods

| Team | 1st | 2nd | 3rd | 4th | OT | TOT |
|------------|-----|-----|-----|-----|----|-----|
| Notre Dame | 137 | 138 | 149 | 168 | 3 | 595 |
| Opponents | 158 | 180 | 175 | 165 | 14 | 692 |

Team Box Score

| No. | Player | GP-GS | | MIN | Total | | 3-Point | | F-Throw | | Rebounds | | | | PF | DQ | A | TO | BLK | STL | PTS | AVG | |
|------------------|--------------------|-----------|-------------|--------|--------|----------------|-------------|---------------|-------------|----------------|-------------|------------|------------|------------|-------------|------------|----------|------------|------------|-----------|-----------|------------|-------------|
| | | GP | GS | | FG-FGA | FG% | 3FG-FGA | 3FG% | FT-FTA | FT% | OFF | DEF | TOT | AVG | | | | | | | | | |
| 24 | WALKER, Destinee | 10-9 | | 344:48 | 34.5 | 42-130 | .323 | 13-57 | .228 | 42-54 | .778 | 14 | 31 | 45 | 4.5 | 22 | 1 | 19 | 14 | 3 | 11 | 139 | 13.9 |
| 33 | BRUNELLE, Sam | 10-10 | | 354:22 | 35.4 | 50-132 | .379 | 20-63 | .317 | 12-17 | .706 | 14 | 41 | 55 | 5.5 | 17 | 0 | 13 | 39 | 12 | 9 | 132 | 13.2 |
| 10 | GILBERT, Katlyn | 10-10 | | 345:34 | 34.6 | 48-153 | .314 | 2-15 | .133 | 27-33 | .818 | 4 | 26 | 30 | 3.0 | 19 | 0 | 37 | 34 | 3 | 21 | 125 | 12.5 |
| 30 | VAUGHN, Mikayla | 10-10 | | 275:55 | 27.6 | 53-86 | .616 | 0-0 | .000 | 14-19 | .737 | 32 | 35 | 67 | 6.7 | 33 | 1 | 19 | 18 | 14 | 14 | 120 | 12.0 |
| 21 | PEOPLES, Anaya | 5-2 | | 147:15 | 29.5 | 14-46 | .304 | 0-4 | .000 | 13-25 | .520 | 16 | 22 | 38 | 7.6 | 11 | 0 | 4 | 15 | 6 | 12 | 41 | 8.2 |
| 13 | SNIEZEK, Marta | 9-9 | | 308:38 | 34.3 | 4-25 | .160 | 0-5 | .000 | 9-13 | .692 | 1 | 27 | 28 | 3.1 | 21 | 0 | 46 | 38 | 1 | 20 | 17 | 1.9 |
| 20 | BENZ, Nicole | 5-0 | | 09:59 | 2.0 | 2-3 | .667 | 2-2 | 1.000 | 0-0 | .000 | 0 | 2 | 2 | 0.4 | 2 | 0 | 0 | 0 | 0 | 1 | 6 | 1.2 |
| 22 | COSGROVE, Danielle | 10-0 | | 98:51 | 9.9 | 4-29 | .138 | 1-10 | .100 | 2-2 | 1.000 | 4 | 10 | 14 | 1.4 | 15 | 0 | 2 | 10 | 3 | 2 | 11 | 1.1 |
| 2 | COLE, Kaitlin | 10-0 | | 122:46 | 12.3 | 2-14 | .143 | 0-2 | .000 | 0-2 | .000 | 7 | 14 | 21 | 2.1 | 19 | 0 | 7 | 6 | 1 | 3 | 4 | 0.4 |
| 3 | MURDOCK, Margaret | 5-0 | | 05:37 | 1.1 | 0-1 | .000 | 0-1 | .000 | 0-0 | .000 | 0 | 0 | 0 | 0.0 | 0 | 0 | 1 | 1 | 0 | 0 | 0 | 0.0 |
| 40 | KEYES, Kathleen | 5-0 | | 05:37 | 1.1 | 0-0 | .000 | 0-0 | .000 | 0-0 | .000 | 0 | 1 | 1 | 0.2 | 0 | 0 | 0 | 1 | 0 | 0 | 0 | 0.0 |
| 5 | MURDOCK, Catherine | 5-0 | | 05:37 | 1.1 | 0-3 | .000 | 0-1 | .000 | 0-0 | .000 | 3 | 1 | 4 | 0.8 | 1 | 0 | 1 | 3 | 1 | 0 | 0 | 0.0 |
| Team | | | | | | | | | | | | 40 | 46 | 86 | | | | | | | | | |
| Total | | 10 | 2025 | | | 219-622 | .352 | 38-160 | .238 | 119-165 | .721 | 135 | 256 | 391 | 39.1 | 160 | 2 | 149 | 188 | 44 | 93 | 595 | 59.5 |
| Opponents | | 10 | 2025 | | | 261-657 | .397 | 58-205 | .283 | 112-171 | .655 | 162 | 286 | 448 | 44.8 | 168 | 1 | 157 | 184 | 56 | 95 | 692 | 69.2 |

Team Statistics

| | ND | OPP |
|------------------------|----------------|----------------|
| Scoring | 595 | 692 |
| Points per game | 59.5 | 69.2 |
| Scoring margin | -9.7 | - |
| Field goals-att | 219-622 | 261-657 |
| Field goal pct | .352 | .397 |
| 3 point fg-att | 38-160 | 58-205 |
| 3-point FG pct | .238 | .283 |
| 3-pt FG made per game | 3.8 | 5.8 |
| Free throws-att | 119-165 | 112-171 |
| Free throw pct | .721 | .655 |
| F-Throws made per game | 11.9 | 11.2 |
| Rebounds | 391 | 448 |
| Rebounds per game | 39.1 | 44.8 |
| Rebounding margin | -5.7 | - |
| Assists | 149 | 157 |
| Assists per game | 14.9 | 15.7 |
| Turnovers | 188 | 184 |
| Turnovers per game | 18.8 | 18.4 |
| Turnover margin | -0.4 | - |
| Assist/turnover ratio | 0.8 | 0.9 |
| Steals | 93 | 95 |
| Steals per game | 9.3 | 9.5 |
| Blocks | 44 | 56 |
| Blocks per game | 4.4 | 5.6 |
| Winning streak | 1 | - |
| Home win streak | 0 | - |
| Attendance | 39695 | 15562 |
| Home games-Avg/Game | 5-7939 | 5-3112 |
| Neutral site-Avg/Game | - | 0-0 |

Team Results

| Date | Opponent | Score | Att. |
|------------|-----------------|-----------|------|
| 12/29/2019 | Clemson | L 55-71 | 8569 |
| 01/02/2020 | at Pittsburgh | W 60-52 | 1368 |
| 01/05/2020 | at Syracuse | Lot 63-74 | 4306 |
| 01/09/2020 | Boston College | L 65-75 | 7487 |
| 01/12/2020 | NC State | L 56-90 | 7861 |
| 01/16/2020 | at Duke | L 47-50 | 3022 |
| 01/19/2020 | Miami (FL) | W 76-53 | 8059 |
| 01/26/2020 | at Virginia | L 60-90 | 5117 |
| 01/30/2020 | Louisville | L 54-86 | 7719 |
| 02/02/2020 | at Georgia Tech | W 59-51 | 1749 |

TV/RADIO ROSTER



#2 Katie Cole
Sr. // G // 5-10
Toledo, Ohio
Sylvania Northview



#3 Maggie Murdock
So. // G // 5-8
Glencoe, Ill.
New Trier



#5 Cate Murdock
So. // G // 5-8
Glencoe, Ill.
New Trier



#10 Katlyn Gilbert
So. // G // 5-10
Indianapolis, Ind.
Heritage Christian




#12 Abby Prohaska
So. // G // 5-10
Libert Township, Ohio
Lakota West



#13 Marta Sniezek
Sr. // G // 5-8
McLean, Va.
Stanford



#20 Nicole Benz
Jr. // G // 5-8
Valencia, Calif.
William S. Hart



#21 Anaya Peoples
Fr. // G // 5-10
Danville, Ill.
Schlarman



#22 Danielle Cosgrove
So. // F // 6-4
Holbrook, N.Y.
Sachem East



#24 Destinee Walker
Gr. // G // 5-10
Orlando, Fla.
North Carolina



#30 Mikky Vaughn
Jr. // C // 6-3
Philadelphia, Penn.
Paul VI/Friends' Central



#33 Sam Brunelle
Fr. // F // 6-2
Ruckersville, Va.
William Monroe



#40 Katie Keyes
Fr. // 5-11 // F
Ridgewood, N.J.
Ridgewood



Muffet McGraw
Karen & Kevin Keyes Head Coach
33rd Season at Notre Dame
38th Overall as Head Coach



Carol Owens
Associate Head Coach
11th Season as Associate
20th Season at Notre Dame



Beth Cunningham
Associate Head Coach
8th Season



Michaela Mabrey
Assistant Coach
1st Season