



NOTRE DAME

WOMEN'S BASKETBALL

FIGHTING IRISH MEDIA

Primary Women's Basketball Contact

Josh Bates @Josh13Bates	jbates2@nd.edu 574-310-9954
-----------------------------------	--------------------------------

GAME 25

BOSTON COLLEGE (13-10, 6-6)

2019-20 RESULTS (10-14, 5-7)

Date	Opponent	TV	Time/Result
N5	at Fordham	ESPN+	W, 60-55
N8	Loyola Maryland	ACCNX	W, 84-60
N11	(RV/RV) Tennessee	ESPN2	L, 74-63
N14	#16/21 Michigan State	ACCN	L, 72-69
N20	Toledo	ACCNX	W, 54-51
N23	at #21/19 Michigan	BTN+	W, 76-72
N28	FGCU +	Flo Stream	L, 69-60
N29	South Dakota State +	Flo Stream	L, 65-59
N30	#21/20 USF +	Flo Stream	W, 67-51
D4	(RV/RV) Minnesota ^	ACCN	L, 75-67
D8	at #4/4 UConn &	ESPN	L, 81-57
D11	#16/15 DePaul	ACCN	L, 105-94
D29	Clemson *	RSN	L, 71-55
J2	at Pittsburgh *	ACCNX	W, 60-52
J5	at Syracuse *	ACCN	L, 74-63 (OT)
J9	Boston College *	ACCNX	L, 75-65
J12	#9/8 NC State *	ACCN	L, 90-56
J16	at Duke *	ACCN	L, 50-47
J19	Miami *	ACCN	W, 76-53
J26	at Virginia *	ACCNX	L, 90-60
J30	#5/4 Louisville *	ESPNNews	L, 86-54
F2	at Georgia Tech *	ACCN	W, 59-51
F6	at Wake Forest *	ACCNX	W, 75-71
F9	Pittsburgh *	ACCN	W, 74-52
F13	at Boston College *	ACCNX	7 pm
F16	at Louisville *	ACCN	3 pm
F20	Virginia Tech *	RSN	8 pm
F23	Syracuse *	ACCN	12 pm
F27	North Carolina *	ACCNX	7 pm
M1	at Florida State *	ESPN2/ACCN	2 pm
M4-8	ACC Championships		
M20-23	NCAA 1st & 2nd Rounds		
M27-30	NCAA Regional Round		
A3-5	NCAA Final Four		

@ - Exhibition

+ - Cancun Challenge

^ - ACC/Big Ten Challenge

& - Jimmy V Classic | Hartford, Connecticut

* - Atlantic Coast Conference game

- ACC Tournament (Greensboro, N.C.)

! - NCAA Championship

GAME INFO

	Thursday, Feb. 13 7:00 p.m. ET	Chestnut Hill, Mass. Conte Forum (8,606)
	ACCNX	
	Pulse FM 96.9 /92.1/103.1	Tony Simeone, Karen Keyes
	Follow the live stats on UND.com	
	@NDWBB #GoIrish	

THE SERIES

vs BC	ND leads, 24-6	Last: BC won, 75-65, at ND, on 1/9/20	Streak: L1
at BC	ND leads, 10-4	Last: ND won, 97-47, on 2/13/19	Streak: W8

THE COACHES

	Head Coach	At School	Overall
ND	Muffet McGraw	845-248 (33rd year)	933-289 (38th year)
BC	Joanna Bernabei-McNamee	27-26 (2nd year)	152-92 (8th year)

BY THE NUMBERS

10,230	The record breaking career amount of points lost with last year's starting five
3,259	Points lost from players last season (includes transfers and Prohaska) - equates to 94.4 percent of the offense
1,009	All-time Notre Dame program wins
933	Coach McGraw Career Wins
845	Coach McGraw wins at Notre Dame
234	Consecutive weeks ranked in the AP Poll before ND dropped out in week two (dated back to 2007-08 season) - ranked as the 3rd best active streak behind UConn and Baylor
91-5	Notre Dame's record in ACC play before this season. Now 96-12
67	NCAA Tournament wins - 4th most in Division I
58	Straight conference wins at home (dating back to 2012) before the ACC season-opening loss to Clemson
31	Points scored by Brunelle vs. DePaul on Dec. 11 - ties most by a freshman in ND history
27	Total conference championships
29	Charges taken by Marta Sniezek
24	straight NCAA Championship appearances - fourth longest active streak & fifth longest all-time
22	Different All-Americans
13.9	Gilbert's scoring average leads all freshmen in the ACC. Brunelle ranks 2nd with her 13.6 ppg.
11	30-win seasons in program history
9	Final Four appearances - ranks as fifth most
8	Regular season league championships in a row (2 Big East / 6 ACC)
7	NCAA Title game appearances - 1 of 4 schools to do so (Tennessee, UConn and La Tech) // Brunelle became the first freshman to start her Irish career with seven double-digit scoring efforts
3	National ranking for Notre Dame's 2020 recruiting class - the highest in Coach McGraw's tenure
2	National Titles - Notre Dame is the seventh program with multiple national championships
1	Naismith Hall of Fame Coach

NOTRE DAME ROSTER

No.	Name	Position	Height	Year	Hometown	Previous School
1	Kristin Baer	F	6-2	Gr.	San Jose, Calif.	St. Francis
2	Kaitlin Cole	G	5-10	Sr.	Toledo, Ohio	Sylvania Northview
3	Maggie Murdock	G	5-8	So.	Glencoe, Ill.	New Trier
5	Cate Murdock	G	5-8	So.	Glencoe, Ill.	New Trier
10	Katlyn Gilbert	G	5-10	So.	Indianapolis, Ind.	Heritage Christian
12	Abby Prohaska	G	5-10	So.	Liberty Township, Ohio	Lakota West
13	Marta Sniezek	G	5-8	Gs.	McLean, Va.	Stanford
20	Nicole Benz	G	5-8	Jr.	Valencia, Calif.	William S. Hart
21	Anaya Peoples	G	5-10	Fr.	Danville, Ill.	Schlarman
22	Danielle Cosgrove	F	6-4	So.	Holbrook, N.Y.	Sachem East
24	Destinee Walker	G	5-10	Gr.	Orlando, Fla.	North Carolina
30	Mikayla Vaughn	C	6-3	Jr.	Philadelphia, Penn.	Paul VI/Friends' Central
33	Sam Brunelle	F	6-2	Fr.	Ruckersville, Va.	William Monroe
40	Katie Keyes	F	5-11	Fr.	Ridgewood, N.J.	Ridgewood

Karen & Kevin Keyes Women's Basketball Head Coach	Muffet McGraw	Saint Joseph's '77	33rd Season / 38th Overall
Associate Head Coach	Carol Owens	Northern Illinois '90	19th Season
Associate Head Coach	Beth Cunningham	Notre Dame '97	8th Season
Assistant Coach	Michaela Mabrey	Notre Dame '16	1st Season
Director of Operations	Angie Potthoff	Penn State '97	1st Season
Video Coordinator	James Spinelli	Temple '14	2nd Season
Sport Administrator	Katie Capps	Western Kentucky '02	5th Season

AT THE HELM

Karen and Kevin Keyes head coach Muffet McGraw completed her 32nd season at the helm of the Irish (845-248) and 37th year overall as a head coach (933-289). With 933 career wins, McGraw ranks seventh all-time among Division I coaches. McGraw also ranks fifth among active coaches, trailing Tara VanDerveer, Geno Auriemma, Barbara Stevens and Vivian Stringer.

McGraw is also just one of five coaches (men's or women's basketball) in NCAA Division I history with over 900 wins, nine Final Fours and multiple national championships. The prestigious list includes Pat Summitt, Geno Auriemma, Tara VanDerveer and Duke men's coach Mike Krzyzewski.

In September of 2017, McGraw was enshrined into the Naismith Memorial Basketball Hall of Fame, becoming the 32nd woman ever to do so and 13th female coach.

Coach McGraw boasts nine Final Fours (third behind Auriemma and Summitt), seven NCAA title game appearances and the third most NCAA Tournament wins with 67. Coach McGraw is also the sixth different coach with multiple NCAA titles, joining Auriemma, Summitt, Linda Sharp, Tara VanDerveer and Kim Mulkey.

Finally, against the very school in which she began her head coaching career, Coach McGraw joined the 900-win club when the Irish defeated Lehigh on Dec. 30, 2018.

McGraw became the fourth fastest Division I coach to reach the 900 win milestone, doing so in 1,172 games:

Geno Auriemma	1,034 games
Pat Summitt	1,072 games
Tara VanDerveer	1,104 games

NCAA HISTORY

Notre Dame wrapped its 26th NCAA Championship appearance and 24th in a row. Their 24 straight appearances are the fourth longest active streak in the country and fifth best all-time.

Most Consecutive NCAA Berths

No.	School	Streak	Years
1.	Tennessee	38	1982-2019*
2.	Stanford	32	1988-2019*
3.	UConn	31	1989-2019*
4.	Louisiana Tech	25	1982-2011
5.	Notre Dame	24	1996-2019*

* denotes active streak

The Irish are 67-24 all-time in the NCAA Tournament, as their 67 wins rank fourth all-time.

Notre Dame joins Louisiana Tech, USC and Stanford with two NCAA titles behind UConn (11), Tennessee (8) and Baylor (3).

Notre Dame is one of three schools (Tennessee & UConn) to reach seven NCAA Title games. Their nine Final Four appearances are the fifth-most of any school behind Tennessee (18), UConn (18), Stanford (13) and La Tech

PRONUNCIATION

Katlyn Gilbert	Kate-lyn
Anaya Peoples	Uh-nay-uh
Abby Prohaska	Pro-hask-kuh
Marta Sniezek	Sneeze-ick

TEAM INFORMATION

Conference	Atlantic Coast
Home Arena (Capacity)	Purcell Pavilion (9,149)
Starters Returning/Lost	0/5
Total Returning/Lost	6/8
Newcomers	4
First Season	1977-78
Full Seasons	41
All-Time Record	1,009-347 (.744)
NCAA Appearances/Record	26 / 67-24 (.736)
First/Last NCAA Appearance	1992 / 2018
ACC Member	2013-14 - present
ACC Regular Season	96-12 (.889)
ACC Tournament	17-1 (.933)
ACC Tournament Championships	4 (2014-17)

NATIONAL RANKINGS

2019-20 AP TOP 25
(Week 15)

- South Carolina
- Baylor
- Oregon
- NC State
- UConn
- Mississippi St
- UCLA
- Stanford
- Louisville
- Maryland
- Oregon St
- Arizona
- DePaul
- Florida St
- Gonzaga
- Texas A&M
- Iowa
- Kentucky
- Northwestern
- Indiana
- South Dakota
- Arizona St
- Arkansas
- Missouri St
- Tennessee

Receiving Votes:

Princeton 46, TCU 31, Florida Gulf Coast 13, LSU 10, Stony Brook 3, Central Michigan 1, Fresno State 1

2019-20 USA TODAY COACHES
(Week 15)

- South Carolina
- Baylor
- Oregon
- NC State
- Mississippi St
- UConn
- Stanford
- UCLA
- Louisville
- Maryland
- Oregon St
- Arizona
- DePaul
- Florida St
- Gonzaga
- South Dakota
- Missouri St
- Texas A&M
- Kentucky
- Iowa
- Northwestern
- FGCU
- Indiana
- Arizona St
- Princeton

Receiving Votes:

Arkansas 73, Tennessee 36, TCU 19, LSU 10, Stony Brook 7, Central Michigan 4, Troy 2, Fresno State 1

NOTRE DAME ACC STATS

Team Stats	ACC Only (Rk)	All Games (Rk)
Scoring Offense	62.0 (9)	64.8 (10)
Scoring Defense	67.9 (10)	68.5 (14)
Scoring Margin	-5.9 (12)	-3.8 (13)
FT Percentage	.725 (6)	.676 (11)
FG Percentage	.367 (11)	.400 (10)
FG Pct. Defense	.386 (6)	.385 (10)
3-FG Percentage	.262 (14)	.247 (15)
3-FG Pct. Defense	.267 (1)	.285 (6)
Rebounding Offense	39.3 (6)	37.6 (14)
Rebounding Defense	44.0 (14)	43.9 (15)
Rebounding Margin	-4.8 (14)	-6.3 (15)
Blocked Shots	3.9 (9)	3.8 (9)
Assists	15.4 (2)	14.6 (5)
Steals	8.7 (3)	8.6 (3)
Turnover Margin	-0.3 (8)	+0.4 (5)
Assist/TO Ratio	0.9 (6)	0.8 (8)
Offensive Rebounds	13.0 (7)	11.5 (14)
Defensive Rebounds	26.3 (4)	26.1 (10)
3-FG Made	4.3 (13)	3.8 (15)

INDIVIDUAL ACC STATS

Individual Leaders	Stat	ACC (Rk)	All (Rk)
Katlyn Gilbert	Scoring		13.9 (14)
	Assists	3.7 (13)	
	FT%	.756 (14)	.678 (15)
	Steals	1.9 (8)	2.0 (4)
	Minutes		34.2 (12)
Destinee Walker	Scoring	15.6 (9)	14.3 (12)
	FT%	.791 (8)	.756 (8)
	Minutes		34.7 (8)
Sam Brunelle	FG%		.397 (15)
	3PT FG	2.0 (11)	
	Blocks		1.1 (13)
	3PT FG%	.320 (9)	
Marta Sniezek	Assists	5.1 (5)	5.5 (2)
	Steals	2.0 (5)	2.0 (5)
	A/TO Ratio	1.4 (11)	1.3 (14)
	Minutes		35.8 (5)
Mikki Vaughn	Blocks	1.3 (10)	
	O-Reb	3.1 (3)	
*Time of Injury Anaya Peoples	Rebounds	7.6 (8)	8.1 (11)
	FG%		.457 (7)
	Steals	2.4 (6)	1.9 (5)
	O-Reb	3.2 (5)	2.7 (11)
	D-Reb		5.4 (13)

(10).

The Irish have reached 10 Elite Eights. In fact, Notre Dame and UConn are the only teams to reach the Elite Eight eight times in the last nine years. Yet, the Irish have been more successful than any other regularly-appearing school at that stage, as their .900 winning percentage (9-1) is the best of any program to play in at least five Elite Eights.

Best Elite Fight Winning % (Min. Five App.)

No.	School	Record	Pct.
1.	Notre Dame	9-1	.900
2.	UConn	20-5	.800
3.	Stanford	13-7	.650
4.	Tennessee	18-10	.643

Finally, Notre Dame has advanced to 17 Sweet 16s. The Irish are one of four schools to make the last 10 straight Sweet 16s, joining UConn, Stanford and Baylor.

HISTORY WITH BOSTON COLLEGE

Notre Dame boasted a 14-game win streak against Boston College until the Eagles stormed out of South Bend with a 75-65 victory back on Jan. 9. It was a difference of one quarter as it was a one-possession game at the half until BC outscored the Irish 26-14 in the third. Destinee Walker led all players with 21 points.

A big difference maker came on the boards, where Boston College out-rebounded Notre Dame, 45-34, which included 20 offensive rebounds that were turned into 24 second chance points.

The Irish lead the all-time series, 24-6, with a 10-4 mark at BC.

ACC FRESHMEN OF THE YEAR CANDIDATES

Notre Dame can certainly make its point in having an ACC Rookie of the Year candidate. Anaya Peoples was arguably the early favorite. At the time of her injury she led all ACC freshmen in rebounds (8.1), shooting percentage (.457) and steals (1.9), and ranked second in points (12.6). Now, look no further than Sam Brunelle or Katlyn Gilbert.

Gilbert leads all ACC freshmen in scoring, averaging 13.9 ppg, while Brunelle sits right behind at 13.6 ppg. In fact, the Irish would have boasted the top three scoring spots for freshmen when you add in Peoples' 12.6 ppg. The next highest is Clemson's Amari Robinson at 11.4 ppg.

Nationally, among freshmen at power-five schools, Brunelle's scoring average ranks 8th while Gilbert ranks 5th.

Brunelle is 1-of-12 freshmen nationally to average over 13.5 points and 6.0 rebounds. Also Brunelle leads all ACC freshmen in the Points + Assists + Rebounds/ Game category at 21.2.

ACC

Team	ACC Record	Overall Record
NC State	11-1	22-1
Louisville	10-2	21-3
Florida State	9-4	20-4
Duke	7-5	13-10
Virginia Tech	7-5	17-6
Georgia Tech	7-6	16-8
North Carolina	7-6	16-8
Boston College	6-6	13-10
Syracuse	6-6	12-11
Notre Dame	5-7	10-14
Wake Forest	5-8	12-12
Virginia	5-8	10-14
Miami	4-8	12-11
Clemson	3-10	7-17
Pitt	1-11	4-19

ACC PLAYERS OF THE WEEK

Nov. 11	Jocelyn Willoughby, Virginia
Nov. 18	Nausia Woolfolk, Florida State
Nov. 26	Haley Gorecki, DU / Beatrice Mompremier, UM
Dec. 2	Dana Evans, Louisville
Dec. 9	Kiah Gillespie, Florida State
Dec. 16	Elissa Cunane, NC State
Dec. 23	Kiah Gillespie, FSU / Beatrice Mompremier, UM
Dec. 30	Kendall Spray, Clemson
Jan. 6	Elissa Cunane, NC State
Jan. 13	Jocelyn Willoughby, Virginia
Jan. 20	Dana Evans, Louisville
Jan. 27	Leaonna Odum, Duke
Feb. 3	Emma Guy, BC / Janelle Bailey, UNC
Feb. 10	Kiah Gillespie, Florida State

ACC ROOKIES OF THE WEEK

Nov. 11	Elizabeth Kitley, Virginia Tech
Nov. 18	Malu Tshitenge, North Carolina
Nov. 26	Kylie Kornegay-Lucas, Virginia
Dec. 2	Anaya Peoples, Notre Dame
Dec. 9	Amber Brown, Pitt
Dec. 16	Sam Brunelle, Notre Dame
Dec. 23	River Baldwin, Florida State
Dec. 30	River Baldwin, Florida State
Jan. 6	Amber Brown, Pitt
Jan. 13	Shemera Williams, Virginia
Jan. 20	Amari Robinson, Clemson
Jan. 27	Shemera Williams, Virginia
Feb. 3	Dayshnette Harris, Pitt
Feb. 10	Katlyn Gilbert, Notre Dame

NCAA NATIONAL RANKINGS

Statistic	Nat'l Rank	Conf Rank	Value	National Leader	Value
Free Throw Attempts	50	3	450	Troy	585
Free Throws Made	59	4	304	Denver	400
Turnovers Forced	89	2	18.1	Alcorn	27.7
Assists/Game	80	5	14.6	Baylor	22.6
Statistic	Player	Nat'l Rank	Value	National Leader	Value
Assists/Game	Marta Sniezek	15	5.5	Sabrina Ionescu, Oregon	8.5
FG Attempts	Katlyn Gilbert	41	342	Vivian Gray, Oklahoma St	433
FT Attempts	Destinee Walker	62	119	Keni Jo Lippe, Oral Roberts	190
FT Made	Destinee Walker	55	90	Keni Jo Lippe, Oral Roberts	152
Minutes/Game	Marta Sniezek	57	35.8	Rose Caverly, Vermont	39.4

Next, there are only two freshmen pairs in all of Division-I women's hoops to both average 13.5 ppg or higher --> ND's Brunelle and Gilbert and Fresno State's Haley & Hanna Cavinder.

All-in-all, Brianna Turner, who remains the program's lone ACC Rookie of the Year, averaged 13.8 ppg when she won it back in 2015.

ND FRESHMEN STACKING UP HISTORICALLY

Brunelle and Gilbert (by eligibility) are on pace to etch their names in the Notre Dame freshmen record books, as both could end up in the top-10 scoring-average list. Gilbert's 13.9 would rank 4th, while Brunelle's 13.6 would place her 10th. Peoples finished with 12.6 ppg, so just outside the top-10.

AS A FRESHMAN

Player	Average	Season
1. Beth Morgan	17.9	1993-94
2. Shari Matvey	17.6	1979-80
3. Alicia Ratay	14.0	1999-00
4. Katlyn Gilbert	13.8	2019-20
4. Skylar Diggins	13.8	2009-10
4. Jacqueline Batteast	13.8	2001-02
7. Sam Brunelle	13.7	2019-20
7. Brianna Turner	13.7	2014-15
9. Mary Beth Schueth	13.0	1981-82
10. Courtney LaVere	12.8	2002-03

In addition, Peoples' rebounding effort this year (8.1 rpg) would place her third all-time on the freshmen list, ranking behind Shari Matvey (10.2) and Mary Beth Schueth (9.1).

DESTINEE - 20 POINT GAMES

What a week it was for Destinee Walker. The Orlando native logged back-to-back games with 24 points, shooting a combined 16-for-26 (.615) from the field. It

marked the third time in her career and second time this season Walker achieved back-to-back games with 20+ points. She has never acquired three in a row.

Walker tallied 24 points in just 26 minutes of play vs. Pitt (2/9), nearly missing the entire third quarter due to foul trouble. She converted 4-of-7 from three-point range and dished out a season best 4 assists. After sitting with two points at the half at Wake Forest (2/6), Walker willed the Irish to victory by scoring 12 points in the third and 10 points in the fourth.

WINS WITH WALKER

Coach McGraw has stressed the need for consistency from all five starters in order to succeed. When looking at stats in wins versus stats in losses, one can see we go when Walker goes.

Walker averages seven more points per game in wins compared to losses - 18.5 versus 11.4. In wins, Walker is shooting 47.3 percent from the field, including 36.2 percent from three. In fact, Walker has tallied double-digit points in all 10 wins.

GILBERT ACC ROOKIE OF THE WEEK

For the first time in her career, Gilbert picked up an ACC accolade, earning Rookie of the Week honors on Feb. 10. Gilbert averaged 14.5 points, 5.5 rebounds and 3.5 assists in wins over Wake Forest and Pitt - all up from her season averages.

Gilbert was an efficient 45.5 percent from the floor at Wake Forest, totaling 12 points for the game. The 5-10 guard also delivered a key jumper in the paint which broke the 69-69 tie to propel the Irish forward for the 75-71 win. Next, Gilbert poured in 17 points in the 74-52 win over Pitt, marking her team-best 21st game in double figures. In fact, Gilbert posted a strong first half - already in double digits with 11 points.

A LOOK AT THE WINNING STREAK

For the first time this season, the Irish have won three in a row. Destinee Walker has led the Irish in scoring during the streak, averaging 21.0 ppg on an impressive 54.1 percent shooting. She's also converting 35.7 percent from three and has knocked down 18-of-21 from the line.

BAER'S DEN

A new face has appeared at the end of the Notre Dame bench, sporting a No. 1 jersey. She is none other than Irish volleyball product Kristin Baer. The graduate student still boasted a year of eligibility after her final volleyball season and joined the women's basketball squad before the Georgia Tech game. Baer played middle blocker and led the Irish with a career high 119 blocks last fall.

Baer got into the Pitt game on Feb. 9 with 1:35 remaining and scored her first career basket.

ATLANTIC COAST CLUSTERED STANDINGS

If the season ended today, the Irish would have to play on the first day of the ACC Tournament as the No. 10 seed. However, a quick look at the league standings and one can see anything can happen over the final weeks. In fact, only two wins separate Notre Dame from a tie for fourth place. Two wins which could have been the lead blown at Syracuse and lost in overtime, or the lead dwindled away and lost in the final seconds of Duke.

HEATING UP FROM THREE

After winning the three-point shooting contest at the McDonald's All-America game, Sam Brunelle was expected to help the Irish from three-point range this season. The freshman struggled early on, going 13-of-68 (.191) from beyond the arc over the first 14 games. However, she's flipped the script as of late.

Brunelle has converted multiple treys nine times over the last 10 games. In fact, since Jan. 5, she has converted 24-of-69 (.348) from three. Also since Jan. 5, Brunelle is averaging 2.4 made three's/game, which ranks 6th in the ACC in that timespan.

LIFE WITHOUT PEOPLES

Brunelle has certainly stepped up since the news that fellow freshman Anaya Peoples was lost for the season following the NC State game. Since, Brunelle is leading the Irish in scoring at 15.1 ppg in that span, earning double-digit points in 6-of-7 games. She is shooting 38.5 percent from the floor and 34.0 percent from three.

Brunelle tallied 16 points at Duke (1/16), then followed that with a game-high 25 points in the win over Miami. Brunelle went off in the second half vs. the Hurricanes, scoring 20 points on 9-of-11 shooting from the field. Brunelle then notched her second straight 20+ effort

NOTRE DAME'S RECORD WHEN ...

Day of the Week	
Sunday	3-5
Monday	0-1
Tuesday	1-0
Wednesday	1-2
Thursday	2-5
Friday	1-1
Saturday	2-0

Time of Game	
Day games (before 6 pm local time)	5-7
Night games (6 pm or later local time)	5-7

Location	
Home games	4-8
Road games	5-4
Neutral site	1-2

Halftime Score	
Leading at the half	6-2
Tied at the half	0-1
Trailing at the half	4-11

Individual Scoring	
Two or fewer double-figure scorers	0-3
Three double-figure scorers	4-7
Four double-figure scorers	6-4
Five or more double-figure scorers	

Rebounding margin	
More rebounds than opponent	4-4
Same number of rebounds	0-1
Fewer rebounds than opponent	6-9

Field goal shooting	
Shot higher percentage than opponent	10-5
Shot same percentage as opponent	
Show lower percentage than opponent	0-9
Shot 45% or better	6-4
Shoot less than 45%	4-10
Hold opponent under 40%	9-4

Free-throw margin	
Make more free-throws than opponent	6-8
Make same number of free-throws	1-2
Make fewer free-throws than opponent	3-4

Turnovers	
Commit fewer turnovers	5-5
Commit same number of turnovers	3-1
Commit more turnovers	2-8

Uniform Combinations	
White jerseys with gold	2-1
White jerseys with green trim	3-5
White jerseys with navy trim	0-3
Blue jerseys	4-5

Miscellaneous	
Vs. top-25	2-5
Vs. top-10	0-3
When ranked higher	2-2
When ranked lower	2-4
On commercial tv	3-10
In overtime games	

Margin of Victory	
1-5 points	4-2
6-10 points	2-4
11-15 points	0-3
16-20 points	1-1
21+ points	3-4

Month	
November	5-4
December	0-4
January	2-6
February	3-0
March	
April	

with 21 in her homecoming game at Virginia, and almost garnered a double-double against No. 5 Louisville with 17 points and 9 boards.

MIGHTY MIK IN ACC PLAY

Vaughn suffered an ACL sprain in her right knee in the season opener and missed the next 11 games. The junior returned to the team for the start of ACC play, where she has provided a nice boost for the Irish.

No one in the league has been more efficient from the field than Vaughn, who is shooting 57.0 percent from the field in ACC play.

Since returning, Vaughn has recorded six double-digit scoring games, recording at least 16 points in five of those games --> included two double-doubles.

For example, when Vaughn tallied 18 points at Duke (1/16), recording her second double-double with a career-high tying 11 boards. Also when Vaughn poured in a career high 20 points on 10-of-15 shooting at Georgia Tech (2/2).

Lastly, Vaughn dished out a career best five assists vs No. 5 Louisville, marking her first 5+5+5 Stat Stuffer game, earning eight points and five boards as well.

BUILDING BLOCK FOR THE FUTURE

The future is certainly bright for the Irish with a young nucleus in place. With Gilbert's redshirt last year, coupled with Prohaska's redshirt this season, the duo will join Brunelle and Peoples as sophomores for the 2020-21 season. Add that to the fact that five freshmen, who were the No. 3 ranked recruiting class in the coun-

try, will be injected into the program. Thus, the Irish will have a very young core of nine players to build from for the next couple of years. In addition, Vaughn still has two years of eligibility as well.

MCDONALD'S ALL-AMERICAN

Notre Dame Class of 2020 signee Maddy Westbeld was 1-of-24 honorees selected to play in the 43rd McDonald's All-American Game on April 1. Westbeld becomes the 20th McDonald's All-American in Notre Dame history. The Fighting Irish have even boasted three game M.V.P.'s in Skylar Diggins, Brianna Turner and Marina Mabrey.

Current McDonald's All-Americans on the roster include Katlyn Gilbert, Sam Brunelle and Anaya Peoples. Note – fifth-year transfer Destinee Walker competed in the game as well.

Westbeld is a 6-3 forward from Kettering, Ohio and was Notre Dame's highest ranked recruit in the class, checking in at No. 23 overall and fifth at her position. Westbeld attends Fairmont High.

"I think Maddy Westbeld is a Larry Bird type of player," Coach McGraw stated back on signing day in November. "She can shoot, pass, rebound, take the ball off the rim and go coast-to-coast. She's underrated from the national scouting services. She's going to be a huge impact player for us."

FLIPPING THE SCRIPT?

This young Irish squad has struggled in closing out multiple games for the win this season as evidenced below.

- Dec. 4 vs. Minnesota – Down 18 in the 2nd quarter – took a 57-56 lead in the 4th quarter before losing 75-67.
- Nov. 29 vs. South Dakota State – Down 16 in the 3rd quarter – took a 48-45 lead at the start of the 4th quarter before losing 65-59.
- Nov. 14 vs. Michigan State – Down 13 in the 1Q – had chance to tie at the buzzer before losing 72-69.
- Jan. 16 at Duke -- Irish were up nine points in the fourth quarter but turned the ball over three times in the final 40 seconds to lose 50-47.
- Jan. 5 at Syracuse -- Up 10 within the first minute of the fourth quarter, and later up four with 1:31 left, yet the Orange won 74-63 in overtime.

However, three times over the last few weeks, the Irish flipped the late-game script.

*Jan. 19 vs. Miami - Tied 32-all with 7:58 left in the third, the Irish close out the period on a 20-2 run and defeat the Hurricanes, 76-53.

*Feb. 2 at Georgia Tech - With 5:09 left in the third quarter, the game was tied at 33-all. The Irish then produced a 17-4 scoring run and went on to win, 59-51,

Currently, Notre Dame and Fresno State are the only two Division I programs with two true freshmen averaging over 13.5 points. Fresno State is represented by Hanna Cavinder and Haley Cavinder.

IF ONLY THEY KEPT THE STAT

If charges taken was an official NCAA kept stat, Marta Sniezek could very well be atop the list in the nation.

The defensive catalyst of the team, Sniezek has taken 29 charges this season, which shatters the record set by Kristina Nelson during the 2017-18 championship season. In addition, Sniezek had recorded a charge taken in 13 straight games, which ended against Louisville on Jan. 30.

Her most impressive week came on the Cancun trip. The Virginia native took a charge against FGCU, four against South Dakota State and then four again vs. USF in Cancun.

On a completely different defensive note - Sniezek is averaging 2.0 steals/game, which ranks 5th in the ACC. The Virginia native captured a career high six steals at Syracuse on Jan. 5.

SNIEZEK DIMES

Sniezek is averaging 5.5 assists/game which ranks 15th in the nation and 2nd in the ACC - only behind Virginia Tech's Taja Cole. In addition, her 1.4 A/T0 ratio ranks 11th in the league.

Sniezek boasts two double-digit assist performances, which ties UNC's Shayla Bennett for the most in the league. Her 12-assist performance against No. 16 DePaul on Dec. 11, tied for the league high for an individual game.

STEALS AND DIMES COMBINED

Sniezek is just 1-of-2 players in the country to average 5.5 assists/game or greater and 2.0 steals/game or greater. The other player being Texas Southern's Ciani Cryor.

DECADE IN REVIEW

Seven Final Fours, six NCAA title game appearances and one national championship in 2018 -- Notre Dame just capped not only its best decade in program history, but also one of the best in all of Division I.

Over the past 10 years, Notre Dame has captured 316 wins, which ranks third behind UConn and Baylor. Furthermore, they have posted the third highest scoring average over the past decade as well.

UConn -- 337 wins -- 83.7 ppg
Baylor -- 321 wins -- 82.0 ppg
Notre Dame -- 316 wins -- 81.4 ppg
Stanford -- 284 wins

Maryland -- 270 wins

LOOKING BACK AT ND'S GREAT START IN THE ACC

The Irish are competing in their seventh season in ACC play. Over the past six years, they have been nothing short of dominant.

The Irish won six straight ACC regular season championships (and eight straight regular season titles when going back to the final two years in the BIG EAST). The six consecutive regular season titles tie the all-time mark set by Virginia from 1991-96. In addition, the eight in a row marks the second highest active streak in the country, only behind nine from Baylor. Furthermore, the Irish have claimed five ACC Tournament crowns.

Before this conference season, Notre Dame had compiled a 91-5 league record since joining the ACC for the 2013-14 season.

The loss to Clemson on Dec. 29 not only marked Notre Dame's first ACC loss at home, but also the first conference game loss at home since its BIG EAST days in 2012. The Irish had won 58 straight conference games at home in that span.

31 POINTS FOR A FRESHMAN

On Dec. 11 versus No. 16 DePaul, Sam Brunelle exploded with a career high 31 points on 13-of-18 shooting. Brunelle is now 1-of-6 players in the ACC to record a 30+ point performance.

Her 31 points are tied for the seventh most in the country by a true freshman this year -- top honor belongs to St. John's Leilani Correa, who scored 33 against Army.

When looking just at Notre Dame's freshmen history, Brunelle has tied both Skylar Diggins and Katryna Gaither for a freshman individual game scoring high.

Skylar Diggins poured in 31 points (13-21 FG) in an NCAA second round win over Vermont. It marked the most points ever by a Notre Dame rookie in an NCAA tourney game. In addition, Katryna Gaither had 31 points against Indiana on Nov. 24, 1995.

Jewell Loyd gives great reference in terms of Brunelle's performance against a ranked squad -- Loyd recorded 24 points against No. 3 Baylor, which marked the most points by a Notre Dame rookie against a ranked team since Jan. 26, 2002, when Jacqueline Batteast tallied 26 vs. No. 16 Virginia Tech. Prior to that, Alicia Ratay recorded 26 at No. 8 Rutgers on Feb. 19, 2000.

GILBERT-PEOPLES CONNECTION

The on-the-court chemistry between guards Katlyn Gilbert and Anaya Peoples has been immediate and there's no wonder why. Gilbert, from the Indianapolis area, and Peoples from Danville, Illinois, have played together

every summer since they were seven and six years old, respectively. The duo first played on FBC together and later finished playing with Midwest Elite in Chicago.

BRUNELLE SETS FRESHMAN RECORD

Never in the history of the Fighting Irish women's basketball program has a player started her ND career with five straight games in double figures ... until now. Freshman Sam Brunelle did just that and then more, recording a stretch of seven in a row before her streak came to an end vs. South Dakota State on Nov. 29.

AN IMPRESSIVE STREAK ENDED

A 12-year streak ended on Monday, Nov. 18, when Notre Dame exited the A.P. Top-25 poll. At the time, the Irish boasted the third highest active streak in the country with 234 straight weeks in the poll - only UConn and Baylor were higher. The streak dates back to the start of the 2007-08 season.

WHAT WE'VE LOST

Starters Ogunbowale, Young, Mabrey, Shepard and Turner went down as the most prolific scoring fivesome in NCAA Division I history. The ND quintet amassed a total of 10,230 points, becoming the first group to ever accumulate 10,000 points or more.

When you look at those who graduated/went to the WNBA, transferred or who are currently injured (Prohaska), the Irish have lost 3,259 points of their 3,454 team total from last season. That equates to 94.4 percent of their offense. Both the percentage and total rank as the most all-time lost for a power-five school.

Now last year's starters went on to make WNBA Draft history - becoming the first starting five to not only be drafted but do so in the first 20 picks. Jackie Young became the second Irish player in program history selected No. 1 overall, joining Jewell Loyd, when she was picked by the Las Vegas Aces. Notre Dame joined Stanford, Tennessee and UConn as the only programs with multiple No. 1 overall selections.

Moments later, the Dallas Wings selected Arike Ogunbowale fifth overall. This marked the first time the Irish had two first round picks within the top five. History continued with the 11th overall pick, where the Atlanta Dream selected Brianna Turner, thus marking the first time Notre Dame had three first round picks. However, shortly after, the Mercury traded for the rights of Turner, shipping the forward to Phoenix, Arizona. Next up, Jessica Shepard went 16th overall to the Minnesota Lynx. Then Marina Mabrey completed the group after going 19th overall to the Los Angeles Sparks.

Furthermore, Ogunbowale, Young and Turner were later named to the WNBA All-Rookie Team, as ND became the first program to have three selections.

CHANGE IN COACHING

Out of 349 NCAA Division I women's basketball programs at the start of the 2018-19 season, Notre Dame was one of just six, whose head coach and three assistant coaches were together seven consecutive seasons. However, change met familiarity for the 2019-20 season. Just months after Coach McGraw's passionate Final Four speech about wanting more female leadership, Niele Ivey accepted an assistant coaching position with the Memphis Grizzlies, becoming the ninth active NBA female coach.

Enter a last name Notre Dame fans know all too well - Mabrey. Michaela ensures that a Mabrey will be on Notre Dame's campus for the eighth straight year. A 2016 alumna, her younger sister just graduated in 2019. Mabrey has spent one year coaching stints at Miami, Miami (Ohio) and LSU.

FRESHMEN STARTERS

A program rarity occurred in the season opener at Fordham, when Coach McGraw started freshmen Sam Brunelle and Anaya Peoples. It marked the first time two freshmen started a season opener for Notre Dame since the 2001-02 season opener in which Teresa Borton and Jacqueline Batteast started. And in that moment back in 2001, it marked the first time in 20 years two freshmen had started.

1,000 PROGRAM WINS

With the victory over Fordham on Nov. 5, the Irish became the 13th team to reach the 1,000-win milestone. The teams right in front of the Irish are:
No. 12 Maryland - 1,001 wins
No. 11 Western Kentucky - 1,004 wins
No. 10 Green Bay - 1,005 wins
(win total listed was before season kicked off)*

RING OF HONOR

On November 8, Natalie Achonwa joined Notre Dame's prestigious Ring of Honor. Achonwa becomes the sixth player to have a banner raised in the rafters, joining Ruth Riley-Hunter, Skylar Diggins-Smith, Niele Ivey, Beth (Morgan) Cunningham and Kayla McBride.

Donning an Irish uniform from 2010-14, Achonwa-led squads reached four consecutive Final Fours, including three NCAA title games. Achonwa accumulated an impressive 138-15 overall record (second most by a senior class) with a 60-4 mark in conference play, in addition to winning five combined regular season and conference tournament championships.

The Guelph, Ontario, native was a two-time All-American, three-time All-NCAA Regional nod and a two-time All-Conference selection (2013 Big East / 2014 ACC). Achonwa, who captained the Irish her senior year, now ranks 16th on the Irish all-time scoring list, amassing 1,546 points over her storied career.

ACC NEWCOMER WATCH LIST

The Atlantic Coast Conference named freshmen Anaya Peoples and Sam Brunelle to its Newcomer Watch List, claiming two of the five spots on both the Blue Ribbon media poll and the coaches poll.

Brunelle and Peoples were top-20 ranked recruits, who comprised yet another top-10 ranked recruiting class for Karen & Kevin Keyes head coach Muffet McGraw and company. Brunelle, who was ranked No. 6 overall by espnW, was a two-time Naismith High School All-American and 2019 McDonald's All-American - won the three-point contest at the latter. Brunelle was also both the 2018 Gatorade Virginia Player of the Year and USA Today Virginia Player of the Year. Ultimately, she finished her prep career with 2,229 points and 1,272 rebounds.

Peoples, who was ranked fourth at her position, was a two-time Illinois Class 1A State champion at Dan Schlarman High, where she finished her prep career with 2,086 points. Peoples was a 2019 McDonald's All-American and Jordan Brand Classic member. In 2018, Peoples was a Naismith All-America honorable mention.

CHERYL MILLER AWARD WATCH LIST

The Naismith Memorial Basketball Hall of Fame and the Women's Basketball Coaches Association announced its watch list for the 2020 Cheryl Miller Award, with freshman Sam Brunelle making the cut. The Cheryl Miller Award Watch List recognizes the top 20 small forwards in the country.

This marks the second consecutive year the Irish have had a representative on the Cheryl Miller Award Watch List. Last season, Jackie Young was a top-five finalist for the award.

STATISTICAL CHAMPION

The 2018-19 version of the Fighting Irish earned a statistical championship by season's end for the country's top offense. Averaging a blistering 88.6 points per game, it marks the first time in which the Irish finished as the nation's top offense. All-in-all, the Irish totaled 3,454 points.

Notre Dame's scoring average will also go down as the program's top offense as well. The 2013-14 Irish squad led by Kayla McBride and Natalie Achonwa previously held the record at 86.1 ppg (3,271 points in 38 games).

RECORD BREAKER X 3

Three players --> Four different record holders. Arike Ogunbowale became Notre Dame's all-time scoring leader on Feb. 21 vs Duke. The senior surpassed Skylar Diggins-Smith's record of 2,357 career points. In addition, Ogunbowale was just 1-of-5 Irish greats to score over 2,000 points, joining Ruth Riley, Katryna Gaither, Beth (Morgan) Cunningham and of course Skylar Diggins-Smith. Ogunbowale ultimately finished with 2,626

career points, which ranked third all-time in the ACC.

On March 9 in the ACC Semis vs Syracuse, Marina Mabrey became Notre Dame's made three-pointers record holder. Mabrey went 4-for-9 from deep, surpassing Alicia Ratay (262). The senior finished with 274 career made threes, which ranks eighth all-time in the ACC.

Next, on March 25 vs Michigan State, Brianna Turner became the new rebounding leader at Notre Dame, surpassing Ruth Riley's mark of 1,007. Turner finished with 1,048 rebounds.

However, Turner wasn't done there, becoming the program's new blocks leader on the game-clinching play of the National Semifinal vs. UConn. Turner surpassed Ruth Riley's 370 mark to finish with 372 --> third all-time in the ACC.

*Honorable Mention to Jessica Shepard, who after two years with the Irish, posted a 9.2 career rebounding average. That number qualifies for first all-time.

A 30-WIN CAMPAIGN

Notre Dame wrapped the 2018-19 year with a 35-4 overall record, marking the program's ninth consecutive 30-win season and 11th in school history. Nationally, only UConn has a longer active streak of 30-win seasons at 14, while Baylor matches the Irish with a streak that began in 2010-11.

Leading Scorer

Sam Brunelle	7 (7)
Kate Gilbert	7 (7)
Destinee Walker	6 (6)
Mikki Vaughn	3 (3)
Anaya Peoples	3 (3)

Leading Rebounder

Anaya Peoples	9 (9)
Sam Brunelle	7 (7)
Mikayla Vaughn	6 (6)
Destinee Walker	2 (2)
Katlyn Gilbert	2 (2)
Marta Sniezek	1 (1)

Leader in Assists

Marta Sniezek	20 (20)
Katlyn Gilbert	6 (6)
Mikki Vaughn	2 (2)
Danielle Cosgrove	1 (1)
Destinee Walker	1 (1)
Kaitlin Cole	1 (1)
Abby Prohaska	0 (1)

20-Point Scoring Games

Opponents	12
Notre Dame	14
Destinee Walker	7
Sam Brunelle	3
Katlyn Gilbert	2
Anaya Peoples	1
Mikki Vaughn	

30-Point Scoring Games

Opponents	1
Notre Dame	1
Sam Brunelle	1

Tip-Offs Controlled

Opponents	17
Notre Dame	7
Mikayla Vaughn	4-13
Sam Brunelle	3-10
Katlyn Gilbert	0-1

First Score

Opponents	14
Notre Dame	10
Anaya Peoples	4
Sam Brunelle	2
Katlyn Gilbert	2
Destinee Walker	1
Mikki Vaughn	1

Runs of 10 or Better

Opponents	8
Notre Dame	10

Largest Halftime Lead

18 vs Loyola MD, 11/8/19

Largest Halftime Deficit

27, at #4 UConn, 12/8/19

Largest Lead

28 vs Loyola MD (1:20 in 4Q), 11/8/19

Largest Deficit

38 at Virginia (9:14 in 4Q), 1/26/20

Largest Deficit Overcome to Win

11 at Michigan (2nd Q, 6:35, 33-22), 11/23/19
 10 at Wake Forest (2nd Q, 2:55, 33-23), 2/6/20
 9 vs Toledo (2nd Q, 1:43, 31-22), 11/20/19

Largest Lead Given Out in Loss

13 at Duke (5:27 in 2Q, 1/16/20)
 11 vs DePaul (8:13 in 2Q, 12/12/19)
 10 at Syracuse (9:50 in 4Q, 1/5/20)

Most Consecutive Points

20 vs Miami, 1/19/20

Most Consecutive Points (Opponent)

18, at #4 UConn, 12/8/19
 16, vs FGCU, 11/28/19
 15, at Syracuse 1/5/20
 15, vs Pitt, 2/9/20

Double-Figure Points

Player	2019-20	Career
Katlyn Gilbert	21	22
Destinee Walker	19	59
Sam Brunelle	18	18
Anaya Peoples	12	12
Mikayla Vaughn	6	9
Marta Sniezek	2	11
Danielle Cosgrove	1	1

Double-Figure Rebounds

Player	2019-20	Career
Anaya Peoples	5	5
Mikayla Vaughn	3	4
Sam Brunelle	2	2
Destinee Walker	1	2

5-5-5 Games

(aka "Stat Sheet Stuffers")

Player	2019-20	Career
Marta Sniezek	3	9
Katlyn Gilbert	2	2
Anaya Peoples	1	1
Mikki Vaughn	1	1
Destinee Walker	0	1

Double-Doubles

Player	2019-20	Career
Anaya Peoples	3	3
Sam Brunelle	2	2
Mikayla Vaughn	2	2
Destinee Walker	1	2

Season Point Totals

Date	Opp.	OffT0	Paint	2ndCh	FBreak	Bench
11/5	Fordham	14/13	32/22	14/9	9/3	16/8
11/8	Loyola MD	24/18	42/30	11/9	15/8	8/35
11/11	Tennessee	19/14	16/26	9/14	11/9	3/13
11/14	Michigan St	18/29	28/24	9/13	9/9	12/13
11/20	Toledo	16/8	24/28	7/2	6/2	3/13
11/23	Michigan	32/9	36/26	8/29	13/0	15/14
11/28	FGCU	9/20	26/34	2/13	12/10	3/11
11/29	South Dakota St	22/10	32/38	5/10	18/4	3/13
11/30	USF	23/20	34/24	5/17	17/6	18/27
12/4	Minnesota	10/11	44/22	8/14	10/4	11/3
12/8	UConn	11/23	36/34	5/21	8/13	19/12
12/11	DePaul	13/33	66/38	12/21	6/2	3/7
12/29	Clemson	16/20	28/32	10/15	10/7	2/10
1/2	Pitt	18/9	40/22	8/15	14/9	16/23
1/5	Syracuse	7/17	24/30	15/24	18/13	4/4
1/9	Boston College	9/21	36/34	10/24	7/10	12/14
1/12	NC State	10/22	22/38	11/15	8/5	6/30
1/16	Duke	13/16	20/18	15/7	5/11	3/17
1/19	Miami	13/11	38/26	12/8	4/4	2/14
1/26	Virginia	13/28	16/50	6/14	5/22	6/39
1/30	Louisville	10/18	22/34	7/12	4/4	3/24
2/2	Georgia Tech	12/12	36/20	4/16	11/9	0/18
2/6	Wake Forest	18/4	42/30	6/17	11/9	9/10
2/9	Pitt	10/9	16/24	5/8	7/2	14/6

*Notre Dame is listed first in each column

Points Off Turnovers

	Total	Average
Notre Dame	360	15.0
Opponents	395	16.5

Points in the Paint

	Total	Average
Notre Dame	756	31.5
Opponents	704	29.3

Second Chance Points

	Total	Average
Notre Dame	204	8.5
Opponents	347	14.5

Fast Break Points

	Total	Average
Notre Dame	238	9.9
Opponents	175	7.3

Bench Scoring

	Total	Average
Notre Dame	191	8.0
Opponents	378	15.8



KATIE COLE

2

5-10 // SENIOR // GUARD

TOLEDO, OHIO

SYLVANIA NORTHVIEW

UPDATE

- Played in all 24 games, averaging 12.2 minutes off the bench.
- Awarded a scholarship for her senior season. Was a walk-on the two years prior. Lone guard option off the bench.
- Coach McGraw credited Cole for helping spark the team's 20-0 run in the third quarter vs. Miami. Cole played a career high 23 minutes and recorded four rebounds, a steal and a bucket.
- Logged 20+ minutes in 3 straight games from Jan. 19-30 --> career high stretch for the senior.
- Scored a career high 6 points at Wake Forest on Feb. 6, connecting on 3-of-4 from the field.
- Followed that up with a career high 33-minute game vs. Pitt on Feb. 9, where she tied her career highs in steals (2) and rebounds (5).

SEASON BESTS

Pts: 6 (at Wake, 2/6/20)
 Rebs: 5, 2x (last vs Pitt, 2/9/20)
 FGM: 3 (at Wake, 2/6/20)
 FGA: 7 (vs Pitt, 2/9/20)
 3FGM: 2 (vs Clemson, 12/29/19)
 3FGA: 2 (vs Clemson, 12/29/19)
 FTM: 1, 2x (last vs DePaul, 12/11/19)
 FTA: 4 (vs DePaul, 12/11/19)
 Ast: 3, 2x (last at Virginia, 1/26/20)
 Blk: 1, 2x (last vs Louisville, 1/30/20)
 Stl: 2, 3x (last vs Pitt, 2/9/20)
 Min: 33 (vs Pitt, 2/9/20)

CAREER BESTS

Pts: 6 (at Wake, 2/6/20)
 Rebs: 5, 2x (last vs Pitt, 2/9/20)
 FGM: 3 (at Wake, 2/6/20)
 FGA: 7 (vs Pitt, 2/9/20)
 3FGM: 1, 6x (last vs CSUN, 3/16/18)
 3FGA: 2, 4x (last vs Clemson, 12/29/19)
 FTM: 1, 3x (last vs DePaul, 12/11/19)
 FTA: 4 (vs DePaul, 12/11/19)
 Ast: 3, 2x (last at Virginia, 1/26/20)
 Blk: 1, 5x (last vs Louisville, 1/30/20)
 Stl: 2, 4x (last vs Pitt, 2/9/20)
 Min: 33 (vs Pitt, 2/9/20)

SEASON

0..... Double-Figure Scoring.....0

CAREER

2019-20 GAME-BY-GAME STATISTICS

Date	Opponent	GS	MIN	FG-A	3P-A	FT-A	RB	PF	A	TO	ST	BL	PTS
11/5	@ Fordham	5	0-0	0-0	0-0	0-0-0	0	0	0	0	0	0	0
11/8	Loyola MD	8	1-1	0-0	0-0	0-1-1	1	0	0	0	0	0	2
11/11	Tennessee	7	0-0	0-0	0-0	0-0-0	2	0	0	2	0	0	0
11/14	Michigan St	11	0-1	0-0	0-0	0-0-0	2	0	1	0	0	0	0
11/20	Toledo	3	0-0	0-0	1-2	1-1-2	2	1	0	0	0	0	1
11/23	@ Michigan	15	1-1	0-0	0-0	1-0-1	4	0	1	1	0	0	2
11/28	vs FGCU	14	0-0	0-0	0-0	1-0-1	2	1	2	0	0	0	0
11/29	vs South Dakota St	11	0-1	0-1	0-0	0-0-0	0	0	0	1	0	0	0
11/30	vs USF	7	0-1	0-0	0-0	1-1-2	0	0	0	0	0	0	0
12/4	Minnesota	8	1-2	0-1	0-0	1-2-3	1	0	0	0	1	0	2
12/8	@ UConn	11	1-3	0-0	0-0	1-1-2	1	0	1	0	0	0	2
12/11	DePaul	21	1-2	0-0	1-4	4-1-5	0	2	2	2	0	0	3
12/29	Clemson	17	0-3	0-2	0-0	1-3-4	1	0	2	1	0	0	0
1/2	@ Pittsburgh	8	0-1	0-0	0-0	0-0-0	3	1	0	0	0	0	0
1/5	@ Syracuse	2	0-0	0-0	0-0	1-0-1	0	0	0	0	0	0	0
1/9	Boston College	2	0-0	0-0	0-0	0-0-0	2	0	0	0	0	0	0
1/12	NC State	9	0-0	0-0	0-0	0-1-1	1	0	0	0	0	0	0
1/16	@ Duke	10	0-1	0-0	0-0	2-1-3	1	0	2	0	0	0	0
1/19	Miami	23	1-4	0-0	0-0	0-4-4	2	3	1	1	0	0	2
1/26	@ Virginia	23	1-2	0-0	0-2	2-2-4	4	3	1	0	0	0	2
1/30	Louisville	20	0-3	0-0	0-0	1-3-4	3	0	0	0	0	1	0
2/2	@ Georgia Tech	9	0-0	0-0	0-0	0-0-0	2	0	0	1	0	0	0
2/6	@ Wake Forest	17	3-4	0-0	0-0	0-2-2	3	0	0	0	0	0	6
2/9	Pittsburgh	33	2-7	0-0	0-0	3-2-5	1	1	0	2	0	0	4
2/13	@ Boston College												
2/16	@ Louisville												
2/20	Virginia Tech												
2/23	Syracuse												
2/27	UNC												
3/1	@ Florida St												

COLE'S OVERALL CAREER STATISTICS

SEASON	TEAM	GP-GS	MIN/AVG	FG-FGA	FG%	3FG-FGA	3FG%	FT-FTA	FT%	OFF DEF	TOT	AVG	PF-FO	AST	TO	BLK	STL	PTS	AVG	
2017-18	ND	24-0	120/5.0	11-28	.393	6-17	.353	1-3	.333	5	11	16	0.7	11-0	2	9	3	6	29	1.2
2019-20	ND	24-0	293/12.2	12-37	.324	0-4	.000	2-8	.250	20	25	45	1.9	38-0	12	13	2	11	26	1.1
TOTAL		48-0	413/8.6	23-65	.354	6-21	.286	3-11	.273	25	36	61	1.3	49-0	14	22	5	17	55	1.1



KATLYN GILBERT 10

5-10 // SOPHOMORE // GUARD

INDIANAPOLIS, INDIANA

HERITAGE CHRISTIAN

SEASON BESTS

Pts: 25 (vs NC State, 1/12/20)
 Rebs: 8, 2x (last vs USF, 11/30/19)
 FGM: 12 (vs NC State, 1/12/20)
 FGA: 26 (vs NC State, 1/12/20)
 3FGM: 2 (at UConn, 12/8/19)
 3FGA: 5 (at UConn, 12/8/19)
 FTM: 8 (vs Louisville, 1/30/20)
 FTA: 9 (at Fordham, 11/5/19)
 Ast: 9 (vs Clemson, 12/29/19)
 Blk: 2, 3x (last at Virginia, 1/26/20)
 Stl: 6 (at Duke, 1/16/20)
 Min: 39, 3x (last at Duke, 1/16/20)

CAREER BESTS

Pts: 25 (vs NC State, 1/12/20)
 Rebs: 8, 2x (last vs USF, 11/30/19)
 FGM: 12 (vs NC State, 1/12/20)
 FGA: 26 (vs NC State, 1/12/20)
 3FGM: 2 (at UConn, 12/8/19)
 3FGA: 5 (at UConn, 12/8/19)
 FTM: 8 (vs Louisville, 1/30/20)
 FTA: 9 (at Fordham, 11/5/19)
 Ast: 9 (vs Clemson, 12/29/19)
 Blk: 2, 3x (last at Virginia, 1/26/20)
 Stl: 6 (at Duke, 1/16/20)
 Min: 39, 3x (last at Duke, 1/16/20)

UPDATE

- Athletic status - Freshman. Played in all 24 games, starting in all but the season opener. Averages 34.2 minutes/game, which ranks 12th in the ACC.
- Recorded a career best streak of 13 double-digit scoring games in a row to start the season before it came to an end at Pitt on Jan. 2 with 8 points. Currently leads the team with 21 overall on the year.
- With freshman eligibility, Gilbert's 13.9 scoring average ranks 4th all-time at ND. The top spot belongs to Beth Morgan (17.9).
- Brunelle (13.6), Gilbert (13.9) and Peoples (12.6 ppg) lead all freshmen in the ACC in scoring. The next highest is Clemson's Amari Robinson at 11.3 ppg.
- Only two freshmen pairs in all of Division-I to both average 13.5 ppg or higher --> ND's Brunelle and Gilbert and Fresno State's Haley & Hanna Cavinder.
- Brunelle/Gilbert/Peoples could become the first freshmen trio to all finish with a double-digit scoring average. Also looking to become the highest scoring freshmen pairing in ND history: Arike Ogunbowale (11.4) and Marina Mabrey (10.7), 2015-16 // Mary Beth Schueth (13.0) and Carries Bates (12.4), 1981-82.
- Nationally, among freshmen at power-five schools, Gilbert's scoring average ranks 5th.
- Named the ACC Rookie of the Week (Feb. 10) after averaging 14.5 points, 5.5 rebounds and 3.5 assists in wins over Wake Forest and Pitt. Gilbert delivered a critical late-game jumper to break a 69-69 tie at Wake eventually winning 75-71. Then Gilbert scored 11 of her 17 points in the first half vs Pitt. It marked her first league award.
- Her 2.0 steals/game ranks 4th in the ACC.
- During ND's 20-0 run against Miami in the third quarter on Jan. 19, Gilbert supplied 8 of the points, ultimately finishing with 12 points & 7 assists.
- Went off against No. 9 NC State (1/12) with a career high 25 points on 12 made field goals.
- Scored 11 of her 15 points at No. 4 UConn (12/8) in the second half. Prior, Gilbert scored all 15 of her points in the second half vs. Minnesota (12/4) - 8 of which came in the 4th quarter.
- Tied her career high of 8 rebounds against USF (11/30) to go along with her 11 points.
- Made the most of her first career start, leading the Irish with 24 points on 9-of-15 shooting from the floor.
- In her first game back since Nov. 29, 2018, Gilbert shone bright, co-leading the Irish with 14 points.
- Last season, Gilbert separated her right shoulder in the win over No. 14 Iowa (11/29). Had surgery to repair the damage and sat out the remainder of the season.
- Gilbert & Peoples have played together every summer since they were seven & six years old, respectively.

SEASON

21 Double-Figure Scoring 22
 2 20+ Point Games 2

CAREER

KEY STATISTICS

POINTS	FG MADE	ASSISTS	STEALS
13.9	5.5	2.6	2.0
2ND ON TEAM 14TH IN ACC	LEADS TEAM	2ND ON TEAM	CO-LEADS TEAM 4TH IN ACC

2019-20 GAME-BY-GAME STATISTICS

Date	Opponent	GS	MIN	FG-A	3P-A	FT-A	RB	PF	A	TO	ST	BL	PTS
11/5	@ Fordham		30	5-9	0-0	4-9	2-3-5	1	0	3	2	1	14
11/8	Loyola MD	*	33	9-15	0-1	6-7	3-3-6	2	2	4	1	1	24
11/11	Tennessee	*	37	6-15	0-1	0-0	0-2-2	3	2	3	1	0	12
11/14	Michigan St	*	38	9-16	0-0	3-4	1-3-4	2	0	8	4	2	19
11/20	Toledo	*	39	4-15	0-1	3-4	1-7-8	0	0	2	3	0	11
11/23	@ Michigan	*	29	4-11	0-2	4-6	1-5-6	3	4	2	4	0	12
11/28	vs FGCU	*	31	6-12	1-3	1-2	1-6-7	3	2	5	1	0	14
11/29	vs South Dakota St	*	27	7-11	0-1	3-4	0-5-5	3	2	3	2	0	17
11/30	vs USF	*	35	5-9	1-1	0-2	1-7-8	0	1	5	0	1	11
12/4	Minnesota	*	38	7-13	1-2	0-0	3-4-7	2	1	1	0	0	15
12/8	@ UConn	*	37	6-15	2-5	1-4	1-2-3	2	0	1	3	0	15
12/11	DePaul	*	32	5-17	1-2	5-7	0-3-3	2	4	6	3	2	16
12/29	Clemson	*	39	5-19	1-3	5-6	1-5-6	3	9	7	1	0	16
1/2	@ Pittsburgh	*	34	3-11	0-1	2-2	1-5-6	2	4	2	2	0	8
1/5	@ Syracuse	*	26	3-15	0-2	0-0	0-2-2	3	1	3	1	0	6
1/9	Boston College	*	30	4-15	1-2	2-2	1-1-2	2	1	4	0	0	11
1/12	NC State	*	35	12-26	0-3	1-2	0-4-4	0	1	4	4	0	25
1/16	@ Duke	*	39	1-12	0-1	0-0	1-2-3	2	5	3	6	1	2
1/19	Miami	*	33	5-14	0-0	2-3	0-4-4	0	7	1	2	0	12
1/26	@ Virginia	*	36	6-18	0-1	4-4	0-1-1	4	3	2	2	2	16
1/30	Louisville	*	37	5-14	0-2	8-8	0-0-0	1	1	4	1	0	18
2/2	@ Georgia Tech	*	36	4-9	0-0	3-6	0-2-2	2	5	4	2	0	11
2/6	@ Wake Forest	*	31	5-11	0-1	2-4	1-4-5	3	2	2	2	0	12
2/9	Pittsburgh	*	38	7-20	1-3	2-4	1-5-6	1	5	1	0	1	17
2/13	@ Boston College												
2/16	@ Louisville												
2/20	Virginia Tech												
2/23	Syracuse												
2/27	UNC												
3/1	@ Florida St												

GILBERT'S OVERALL CAREER STATISTICS

SEASON	TEAM	GP-GS	MIN/AVG	FG-FGA	FG%	3FG-FGA	3FG%	FT-FTA	FT%	OFF	DEF	TOT	AVG	PF-FO	AST	TO	BLK	STL	PTS	AVG
2018-19	ND	7-0	111/15.9	9-20	.450	1-5	.200	6-8	.750	4	11	15	2.1	11-0	2	8	1	6	25	3.6
2019-20	ND	24-23	822/34.2	132-342	.386	9-38	.237	61-90	.678	20	85	105	4.4	46-0	62	80	11	47	334	13.9
TOTAL		31-23	933/30.1	141-362	.390	10-43	.233	67-98	.684	24	96	120	3.9	57-0	64	88	12	53	359	11.6



ABBY PROHASKA 12

5-10 // SOPHOMORE // GUARD

LIBERTY TOWNSHIP, OHIO

LAKOTA WEST

SEASON BESTS

Pts:
Rebs:
FGM:
FGA:
3FGM:
3FGA:
FTM:
FTA:
Ast:
Blk:
Stl:
Min:

CAREER BESTS

Pts: 6, 2x (last vs FSU, 2/10/19)
Rebs: 5, 2x (last vs FSU, 2/10/19)
FGM: 3 (vs FSU, 2/10/19)
FGA: 5 (vs Duke, 2/21/19)
3FGM: 1, 2x (last vs Syracuse, 3/9/19)
3FGA: 2 (vs Syracuse, 3/9/19)
FTM: 4 (vs Harvard, 11/9/18)
FTA: 4, 2x (last at Boston College, 2/13/19)
Ast: 4, 2x (last vs WKU, 12/19/18)
Blk: 1 (vs Iowa, 11/29/18)
Stl: 4, 2x (last at Virginia Tech, 1/16/19)
Min: 30 (vs Drake, 11/23/18)

• Officially has medically redshirted for the 2019-20 season.

• Started practicing with contact the week of Jan. 20.

I AM APPROACHING THIS POST A LITTLE DIFFERENTLY TODAY...

RECENTLY, I HAVE BEEN **DIAGNOSED WITH BILATERAL PULMONARY EMBOLISM**. IN OTHER WORDS, I HAVE A BLOOD CLOT IN EACH OF MY LUNGS. THE AMOUNT OF TIME I WILL BE OUT IS INDEFINITE, BUT I WILL BE **RIGHT ALONGSIDE THIS TEAM FOR EVERY GAME I CANNOT PLAY**.

I AM THANKFUL FOR THE **ENDLESS SUPPORT** AND LOVE FROM MY FAMILY, MY TEAMMATES, MY COACHES, AND MY FRIENDS. THIS IS JUST A BUMP IN THE ROAD.

#SEETHEFUTURE #BLESSED

Abby Prohaska



PROHASKA'S OVERALL CAREER STATISTICS

SEASON	TEAM	GP-GS	MIN/AVG	FG-FGA	FG%	3FG-FGA	3FG%	FT-FTA	FT%	OFF	DEF	TOT	AVG	PF-FO	AST	TO	BLK	STL	PTS	AVG
2018-19	ND	38-3	547/14.4	18-49	.367	2-7	.286	20-26	.769	25	44	69	1.8	58-0	43	30	1	30	58	1.5
TOTAL		38-3	547/14.4	18-49	.367	2-7	.286	20-26	.769	25	44	69	1.8	58-0	43	30	1	30	58	1.5



MARTA SNIEZEK 13

5-8 // GRADUATE // GUARD

MCLEAN, VIRGINIA

STANFORD // NATIONAL CATHEDRAL

SEASON BESTS

Pts: 14 (at UConn, 12/8/19)
 Rebs: 7, 2x (last at Miami, 1/19/20)
 FGM: 5 (at UConn, 12/8/19)
 FGA: 8 (at UConn, 12/8/19)
 3FGM: 1, 2x (last at UConn, 12/8/19)
 3FGA: 4 (at UConn, 12/8/19)
 FTM: 4, 3x (last at Georgia Tech, 2/2/20)
 FTA: 6, 2x (last at Georgia Tech, 2/2/20)
 Ast: 12 (vs DePaul, 12/11/19)
 Blk: 1, 3x (last at Duke, 1/16/20)
 Stl: 6 (at Syracuse, 1/5/20)
 Min: 42 (at Syracuse, 1/5/20)

CAREER BESTS

Pts: 14 (at UConn, 12/8/19)
 Rebs: 10 (vs USC, 12/31/17)
 FGM: 5, 3x (last at UConn, 12/8/19)
 FGA: 12 (vs Belmont, 11/24/17)
 3FGM: 3, 2x (last vs Utah, 2/9/18)
 3FGA: 8 (vs Belmont, 11/24/17)
 FTM: 6, 2x (last vs USC, 3/2/18)
 FTA: 9 (vs Tennessee, 12/16/15)
 Ast: 13 (vs Washington, 3/4/16)
 Blk: 1, 10x (last at Duke, 1/16/20)
 Stl: 6, 2x (last at Syracuse, 1/5/20)
 Min: 42 (at Syracuse, 1/5/20)

UPDATE

- Started in all 23 games in which she's played, averaging 35.8 minutes, which ranks 5th in the ACC.
- The defensive catalyst of the team. Sniezek has taken 29 charges this season, which shatters the record set by Kristina Nelson in the 2017-18 championship season. Furthermore, Sniezek once had a streak this season of taking a charge in 13 straight games.
- In addition, Sniezek averages 2.0 steals/game, which ranks 5th in the ACC.
- Averages 5.5 assists/game which ranks 15th in the nation and 2nd in the ACC - only behind Virginia Tech's Taja Cole. Her 1.4 A/TO ratio ranks 11th in the league.
- Sniezek is 1-of-2 players in the country to average 5.5 assists/game or greater and 2.0 steals/game or greater. The other being Texas Southern's Ciani Cryor.
- During this current 3-game win streak, Sniezek is averaging 7.3 points on 8-of-10 shooting.
- Recorded two double-digit assist performances, which ties UNC's Shayla Bennett for the most in the league.
- With 9 points in the win at Wake Forest (2/6), Sniezek produced her highest offensive showing since Dec. 8. It was also one of her most efficient games of the year, recording 8 assists with just 1 turnover.
- Took 3 charges at Georgia Tech and converted some critical free-throws in the 4th to help the Irish win 59-51.
- Tied her career high in steals with six at Syracuse on Jan. 5 to go with her 10 assists.
- Dished out a season best 12 assists against DePaul on Dec. 11, one shy of her career high at Stanford - also tied for the league high with 12.
- Sniezek notched back-to-back games with double-digit points for just the third time in her career, which included a career high 14 points at No. 4 UConn (12/8).
- Took 4 charges against South Dakota State and then took 4 charges the very next day vs. USF in Cancun.
- Irish up three with two minutes remaining against Toledo (11/20), Sniezek recorded a clutch steal which Walker converted to points, extending the lead to 54-49, for the eventual 54-51 win.
- Fun Fact: 1-of-9 siblings in her family.
- Fun Fact: In 2015, she was both the Washington D.C. Gatorade Basketball Player of the Year and the Soccer Player of the Year.

SEASON

2.....Double-Figure Scoring.....11
 0.....Double-Figure Rebounds.....1
 2.....Double-Figure Assists.....4

CAREER

KEY STATISTICS			
POINTS	ASSISTS	STEALS	CHARGES TAKEN
4.1	5.5	2.0	29
5TH ON TEAM	2ND IN ACC 15TH IN NATION	CO-LEADS TEAM 5TH IN ACC	LEADS TEAM

2019-20 GAME-BY-GAME STATISTICS

Date	Opponent	GS	MIN	FG-A	3P-A	FT-A	RB	PF	A	TO	ST	BL	PTS
11/5	@ Fordham	*	38	0-3	0-0	1-2	0-4-4	0	6	5	3	0	1
11/8	Loyola MD	*	29	0-0	0-0	2-2	0-7-7	3	6	6	2	0	2
11/11	Tennessee	*	37	1-5	0-1	3-3	0-4-4	5	4	2	1	0	5
11/14	Michigan St	*	38	0-3	0-0	0-0	0-4-4	4	8	3	1	0	0
11/20	Toledo	*	34	0-0	0-0	2-2	0-1-1	3	3	4	2	1	2
11/23	@ Michigan	*	39	2-3	0-1	2-2	0-4-4	4	5	6	5	0	6
11/28	vs FGCU	*	35	2-2	1-1	4-6	0-3-3	4	5	6	0	0	9
11/29	vs South Dakota St	*	34	2-3	0-0	1-2	0-4-4	4	2	4	0	0	5
11/30	vs USF	*	34	3-4	0-0	0-0	1-5-6	5	5	3	1	1	6
12/4	Minnesota	*	40	3-6	0-0	4-5	0-2-2	4	8	4	1	0	10
12/8	@ UConn	*	40	5-8	1-4	3-3	0-1-1	2	6	6	4	0	14
12/11	DePaul	*	39	1-4	0-0	0-0	1-4-5	4	12	6	3	0	2
12/29	Clemson		DNP										
1/2	@ Pittsburgh	*	35	0-5	0-0	1-2	0-0-0	2	4	2	1	0	1
1/5	@ Syracuse	*	42	0-6	0-2	0-0	0-5-5	2	10	7	6	0	0
1/9	Boston College	*	30	0-1	0-0	0-0	0-3-3	3	8	3	1	0	0
1/12	NC State	*	29	0-1	0-0	2-2	0-4-4	4	2	4	3	0	2
1/16	@ Duke	*	40	1-4	0-2	0-0	0-1-1	4	6	5	4	1	2
1/19	Miami	*	36	0-1	0-0	0-0	0-7-7	1	8	3	1	0	0
1/26	@ Virginia	*	26	0-0	0-0	1-2	0-1-1	2	3	4	1	0	1
1/30	Louisville	*	32	2-6	0-1	1-1	1-2-3	2	3	4	1	0	5
2/2	@ Georgia Tech	*	38	1-1	0-0	4-6	0-4-4	1	2	6	2	0	6
2/6	@ Wake Forest	*	39	4-6	0-0	1-2	0-2-2	3	8	1	1	0	9
2/9	Pittsburgh	*	38	3-3	0-0	1-2	1-5-6	3	2	2	1	0	7
2/13	@ Boston College												
2/16	@ Louisville												
2/20	Virginia Tech												
2/23	Syracuse												
2/27	UNC												
3/1	@ Florida St												

SNIEZEK'S OVERALL CAREER STATISTICS

SEASON	TEAM	GP-GS	MIN/AVG	FG-FGA	FG%	3FG-FGA	3FG%	FT-FTA	FT%	OFF	DEF	TOT	AVG	PF-FO	AST	TO	BLK	STL	PTS	AVG
2015-16	Stan	35-9	656/18.7	35-99	.354	4-17	.235	28-42	.667	8	48	56	1.6	27-0	109	63	1	21	102	2.9
2016-17	Stan	38-9	948/24.9	56-149	.376	6-20	.300	54-75	.720	6	100	106	2.8	64-0	169	93	3	51	172	4.5
2017-18	Stan	35-32	971/27.7	56-156	.359	20-59	.339	61-90	.678	7	115	122	3.5	68-1	150	78	3	38	193	5.5
2019-20	ND	23-23	824/35.8	30-75	.400	2-12	.167	33-44	.750	4	77	81	3.5	69-2	126	96	3	45	95	4.1
TOTAL FOR ND		23-23	824/35.8	30-75	.400	2-12	.167	33-44	.750	4	77	81	3.5	69-2	126	96	3	45	95	4.1
TOTAL		131-73	3399/25.9	177-479	.370	32-108	.296	176-251	.701	25	340	365	2.8	228-3	554	330	10	155	562	4.3



NICOLE BENZ

20

5-8 // JUNIOR // GUARD

VALENCIA, CALIF.

WILLIAM S. HART

SEASON BESTS

Pts: 1, 2x (last at Virginia, 1/26/20)
 Rebs: 1, 2x (last vs Louisville, 1/30/20)
 FGM: 2 (vs NC State, 1/12/20)
 3FGM: 1, 2x (last vs Louisville, 1/30/20)
 3FGA: 1, 4x (last vs Pitt, 2/9/20)
 FTM: 1 (vs Louisville, 1/30/20)
 FTA: 5 (vs Louisville, 1/30/20)
 Ast: 1 (vs Louisville, 1/30/20)
 Blk: 1 (vs Louisville, 1/30/20)
 Stl: 1 (vs Louisville, 1/30/20)
 Min: 5 (vs Louisville, 1/30/20)

CAREER BESTS

Pts: 3 (vs UNC, 2/1/18)
 Rebs: 3 (vs Harvard, 11/9/18)
 FGM: 1, 5x (last vs Louisville, 1/30/20)
 FGA: 2, 7x (last vs Virginia, 3/3/19)
 3FGM: 1, 2x (last vs Louisville, 1/30/20)
 3FGA: 2, 2x (last vs Villanova, 3/18/18)
 FTM: 2 (vs Harvard, 11/9/18)
 FTA: 2 (vs Harvard, 11/9/18)
 Ast: 1, 2x (last at Marquette, 12/22/18)
 Blk: 1 (vs Louisville, 1/30/20)
 Stl: 1 (vs Louisville, 1/30/20)
 Min: 10 (vs Binghamton, 12/16/18)

UPDATE

- Was the third walk-on for the Irish for the 2017-18 championship season, where she made 13 appearances on the year.
- Started the 2018-19 season as a student-manager before receiving the call-up once again right before the season opener.
- Recipient of the Elite 90 award at the 2019 Final Four - which recognizes the student-athlete with the highest GPA at a championship event.
- Now 1-of-4 total walk-ons on this year's squad.
- Drained a three against No. 9 NC State on Jan. 12, collecting her first points of the season.
- Drained her second three in the final minute vs. No. 5 Louisville on Jan. 30.

2019-20 GAME-BY-GAME STATISTICS

Date	Opponent	GS	MIN	FG-A	3P-A	FT-A	RB	PF	A	TO	ST	BL	PTS
11/5	@ Fordham	DNP											
11/8	Loyola MD	2		0-0	0-0	0-0	0	1	0	0	0	0	0
11/11	Tennessee	DNP											
11/14	Michigan St	DNP											
11/20	Toledo	DNP											
11/23	@ Michigan	DNP											
11/28	vs FGCU	1		0-0	0-0	0-0	0-0-0	0	0	0	0	0	0
11/29	vs South Dakota St	1		0-0	0-0	0-0	0-0-0	0	0	0	0	0	0
11/30	vs USF	DNP											
12/4	Minnesota	DNP											
12/8	@ UConn	2		0-1	0-1	0-0	0-0-0	0	0	0	0	0	0
12/11	DePaul	2		0-0	0-0	0-0	0-0-0	0	0	0	0	0	0
12/29	Clemson	1		0-0	0-0	0-0	0-0-0	0	0	0	0	0	0
1/2	@ Pittsburgh	DNP											
1/5	@ Syracuse	DNP											
1/9	Boston College	DNP											
1/12	NC State	2		1-2	1-1	0-0	0-0-0	0	0	0	0	0	0
1/16	@ Duke	DNP											
1/19	Miami	2		0-0	0-0	0-0	0-1-1	0	0	0	0	0	0
1/26	@ Virginia	1		0-0	0-0	0-0	0-1-1	1	0	0	0	0	0
1/30	Louisville	5		1-1	1-1	0-0	0-0-0	1	0	0	1	0	3
2/2	@ Georgia Tech	DNP											
2/6	@ Wake Forest	DNP											
2/9	Pittsburgh	4		0-1	0-1	0-0	0-2-2	1	0	2	0	0	0
2/13	@ Boston College												
2/16	@ Louisville												
2/20	Virginia Tech												
2/23	Syracuse												
2/27	UNC												
3/1	@ Florida St												

BENZ'S OVERALL CAREER STATISTICS

SEASON	TEAM	GP-GS	MIN/AVG	FG-FGA	FG%	3FG-FGA	3FG%	FT-FTA	FT%	OFF	DEF	TOT	AVG	PF-FO	AST	TO	BLK	STL	PTS	AVG
2017-18	ND	13-0	27/2.1	1-7	.143	1-7	.143	0-0	.000	3	6	9	0.7	1-0	0	1	0	0	3	0.2
2018-19	ND	23-0	72/3.1	3-15	.200	0-7	.000	2-2	1.000	2	14	16	0.7	3-0	2	3	0	0	8	0.3
2019-20	ND	11-0	21/1.9	2-5	.400	2-4	.500	0-0	.000	0	4	4	0.4	4-0	0	2	0	1	6	0.5
TOTAL		47-0	120/2.6	6-27	.222	3-18	.167	2-2	1.000	5	24	29	0.6	8-0	2	6	0	1	17	0.4



ANAYA PEOPLES 21

5-10 // FRESHMAN // GUARD

DANVILLE, ILLINOIS

SCHLARMAN

UPDATE

• Left the NC State game (1/12) midway through the second quarter after re-aggravating her shoulder injury sustained at Syracuse. *All stat rankings and notes were at time of injury.*

• Played in the first 17 games, starting in 10. Averaged 31.6 minutes/game.

• Peoples led all ACC freshmen in rebounds (8.1), shooting percentage (.457) and steals (1.9), while ranking second in points (12.6) behind ND's Sam Brunelle.

• Her 8.1 rebounds/game led the team and ranked 11th in the ACC. Peoples also ranked 11th in the ACC in offensive rebounds (2.7) and 13th in defensive boards (5.4). In addition, her 8.1 rebounding average ranked 10th in the nation among true freshmen guards.

• Her 8.1 rebounding average ranks third all-time as a freshman at ND, ranking behind just Shari Matvey (10.2) and Mary Beth Schueth (9.1).

• There are only 5 true freshmen in the country averaging over 12.5 ppg and 8 rpg: Anaya Peoples, Evansville's Abby Feit, UC Santa Barbara's Ila Lane, South Carolina's Aliyah Boston and USC's Alissa Pili. Of that group, Peoples does boast the most steals.

• Peoples' three double-doubles ranks 2nd in the ACC for freshmen only, behind Pitt's Amber Brown.

• Peoples' 12.6 ppg ranked 30th in the nation among true freshmen, while her 8.1 rpg ranked 12th.

• Peoples was the most efficient guard from the field, knocking down 45.7 percent of her shots, which ranked 7th in the ACC.

• Brunelle (13.7 ppg), Gilbert (13.7 ppg) and Peoples (12.6 ppg) lead all freshmen in the ACC in scoring. They are looking to become the highest scoring freshmen pair in program history. There have only been two other freshman pairs in ND history to finish the season with double-digit scoring averages. There have never been three: Arike Ogunbowale (11.4) and Marina Mabrey (10.7), 2015-16 // Mary Beth Schueth (13.0) and Carries Bates (12.4), 1981-82.

• Garnered career highs in both rebounds (15) and points (22) vs. DePaul on Dec. 11.

• Named to the Cancun Challenge All-Tournament Team, along with earning ACC Rookie of the Week honors. Peoples averaged 17.3 points and 8.7 rebounds down in Cancun. Peoples nearly achieved a double-double in each game, reeling in 9, 8, 9 boards, respectively.

• Averaged 1.9 steals/game, which ranks 5th in the ACC.

• Peoples and Brunelle became the first pair of freshmen starters for a season opener since Teresa Borton & Jacqueline Batteast started the 2001-02 season opener.

• Tallied 11 points & 7 rebounds in her Irish debut at Fordham. Peoples scored seven of her points in the third quarter. The freshman then grabbed a critical offensive board off a missed free throw with nine seconds left, before returning to the line to ice the 60-55 win.

• Gilbert & Peoples have played together every summer since they were seven & six years old, respectively.

SEASON BESTS

Pts: 22 (vs DePaul, 12/11/19)
Rebs: 15 (vs DePaul, 12/11/19)
FGM: 11 (vs DePaul, 12/11/19)
FGA: 16 (at UConn, 12/8/19)
3FGM: 1, 2x (last vs USF, 11/30/19)
3FGA: 4 (at UConn, 12/8/19)
FTM: 5, 2x (last vs USF, 11/30/19)
FTA: 9, 2x (last vs USF, 11/30/19)
Ast: 6 (vs Minnesota, 12/4/19)
Blk: 2, 4x (last at Syracuse, 1/5/20)
Stl: 4, 3x (last vs Clemson, 12/29/19)
Min: 39 (vs South Dakota State, 11/29/19)

CAREER BESTS

Pts: 22 (vs DePaul, 12/11/19)
Rebs: 15 (vs DePaul, 12/11/19)
FGM: 11 (vs DePaul, 12/11/19)
FGA: 16 (at UConn, 12/8/19)
3FGM: 1, 2x (last vs USF, 11/30/19)
3FGA: 4 (at UConn, 12/8/19)
FTM: 5, 2x (last vs USF, 11/30/19)
FTA: 9, 2x (last vs USF, 11/30/19)
Ast: 6 (vs Minnesota, 12/4/19)
Blk: 2, 4x (last at Syracuse, 1/5/20)
Stl: 4, 3x (last vs Clemson, 12/29/19)
Min: 39 (vs South Dakota State, 11/29/19)

KEY STATISTICS - TIME OF INJURY

POINTS	REBOUNDS	FG%	STEALS
12.6	8.1	.457	1.9
4TH ON TEAM	LEADS TEAM	2ND ON TEAM	2ND ON TEAM
	11TH IN ACC	7TH IN ACC	5TH IN ACC

SEASON

SEASON	CAREER
12.....	Double-Figure Scoring.....12
4.....	Double-Figure Rebounding.....4
3.....	Double-Doubles.....3
1.....	20-Point Games.....1

2019-20 GAME-BY-GAME STATISTICS

Date	Opponent	GS	MIN	FG-A	3P-A	FT-A	RB	PF	A	TO	ST	BL	PTS
11/5	@ Fordham	*	24	3-9	0-1	5-9	3-4-7	3	1	1	1	0	11
11/8	Loyola MD	*	32	9-14	0-0	1-5	2-5-7	2	3	1	2	2	19
11/11	Tennessee	*	31	3-11	1-2	2-6	1-4-5	2	2	1	4	1	9
11/14	Michigan St	*	26	6-10	0-0	3-7	2-1-3	3	1	0	0	2	15
11/20	Toledo	*	32	3-10	0-0	1-3	2-4-6	5	1	3	1	0	7
11/23	@ Michigan	*	30	5-12	0-2	3-4	2-3-5	3	1	0	2	1	13
11/28	vs FGCU	*	36	8-13	0-1	3-4	1-8-9	1	0	3	1	1	19
11/29	vs South Dakota St	*	39	6-12	0-0	3-6	1-7-8	4	1	1	4	0	15
11/30	vs USF	*	33	6-7	1-1	5-9	1-8-9	2	2	0	3	1	18
12/4	Minnesota	*	37	4-13	0-1	1-1	2-12-14	2	6	1	1	2	9
12/8	@ UConn	*	35	8-16	0-4	1-2	5-6-11	3	3	1	0	1	17
12/11	DePaul	*	37	11-15	0-0	0-2	7-8-15	3	3	5	2	1	22
12/29	Clemson	*	36	5-12	0-2	4-6	2-5-7	4	0	3	4	1	14
1/2	@ Pittsburgh	*	30	3-10	0-0	4-7	5-6-11	4	2	3	3	1	10
1/5	@ Syracuse	*	38	0-7	0-1	4-8	4-7-11	1	2	6	2	2	4
1/9	Boston College	*	31	5-12	0-1	0-0	3-3-6	2	0	2	1	1	10
1/12	NC State	*	12	1-5	0-0	1-4	2-1-3	0	0	1	2	1	3
1/16	@ Duke												
1/19	Miami												
1/26	@ Virginia												
1/30	Louisville												
2/2	@ Georgia Tech												
2/6	@ Wake Forest												
2/9	Pittsburgh												
2/13	@ Boston College												
2/16	@ Louisville												
2/20	Virginia Tech												
2/23	Syracuse												
2/27	UNC												
3/1	@ Florida St												

Out for remainder of the season

PEOPLES' OVERALL CAREER STATISTICS

SEASON	TEAM	GP-GS	MIN/AVG	FG-FGA	FG%	3FG-FGA	3FG%	FT-FTA	FT%	OFF DEF	TOT	AVG	PF-FO	AST	TO	BLK	STL	PTS	AVG	
2019-20	ND	17-10	538/31.6	86-188	.457	2-16	.125	41-83	.494	45	92	137	8.1	44-1	28	32	18	33	215	12.6
TOTAL		17-10	538/31.6	86-188	.457	2-16	.125	41-83	.494	45	92	137	8.1	44-1	28	32	18	33	215	12.6



DANIELLE COSGROVE 22

6-4 // SOPHOMORE // FORWARD

HOLBROOK, N.Y.

SACHEM EAST

SEASON BESTS

Pts: 12 (vs Michigan St, 11/14/19)
 Rebs: 8 (vs Loyola MD, 11/8/19)
 FGM: 3, 2x (last vs Pitt, 2/9/20)
 FGA: 8, 2x (last vs Tennessee, 11/11/19)
 3FGM: 2 (vs Pitt, 2/9/20)
 3FGA: 5, 2x (last vs Pitt, 2/9/20)
 FTM: 5 (vs Michigan St, 11/14/19)
 FTA: 8 (vs Michigan St, 11/14/19)
 Ast: 4 (vs Pitt, 2/9/20)
 Blk: 2 (vs South Dakota State, 11/29/19)
 Stl: 2 (vs Toledo, 11/20/19)
 Min: 26 (at UConn, 12/8/19)

CAREER BESTS

Pts: 12 (vs Michigan St, 11/14/19)
 Rebs: 8 (vs Loyola MD, 11/8/19)
 FGM: 3, 2x (last vs Pitt, 2/9/20)
 FGA: 8, 2x (last vs Tennessee, 11/11/19)
 3FGM: 2, 2x (last vs Pitt, 2/9/20)
 3FGA: 5, 2x (last vs Pitt, 2/9/20)
 FTM: 5 (vs Michigan St, 11/14/19)
 FTA: 8 (vs Michigan St, 11/14/19)
 Ast: 4 (vs Pitt, 2/9/20)
 Blk: 3 (vs WKU, 12/19/18)
 Stl: 2 (vs Toledo, 11/20/19)
 Min: 26 (at UConn, 12/8/19)

UPDATE

- Played in all 24 games, including 4 starts. Averages 13.5 minutes.
- Back-to-back games with a three for the Irish. Went 2-for-5 from beyond the arc vs Pitt on Feb. 9, which tied her career best. She also dished out a career high 4 assists to go with her 8 points.
- Hit a critical three in the 2nd half at Wake Forest on Feb. 6 to help the Irish win 75-71.
- Knocked down a three at Duke (1/16) to go with one steal and one block in eight minutes of play.
- Played a career high 26 minutes at No. 4 UConn, logging a made three and three rebounds.
- Started against No. 21 USF (11/30), dishing out a career high 3 assists to go with her 5 points.
- Notched her first career start at No. 21 Michigan (11/25), tallying four points.
- Broke out against No. 16 Michigan State (11/14) with a career high 12 points, including a career best 5-for-8 day from the free-throw line.
- Reeled in a career best 8 rebounds against Loyola Maryland in the home opener on Nov. 8.
- Opened the season in Fordham, less than an hour away from her hometown. Collected two points, one block and two boards.

SEASON

1..... Double-Figure Scoring..... 1

CAREER

2019-20 GAME-BY-GAME STATISTICS

Date	Opponent	GS	MIN	FG-A	3P-A	FT-A	RB	PF	A	TO	ST	BL	PTS
11/5	@ Fordham	12	1-4	0-1	0-0	0-2-2	0	0	3	0	1	2	
11/8	Loyola MD	20	2-8	0-1	2-2	3-5-8	3	1	1	1	1	6	
11/11	Tennessee	21	1-8	1-3	0-0	2-1-3	3	1	1	0	0	3	
11/14	Michigan St	14	3-5	1-1	5-8	4-1-5	1	0	2	0	1	12	
11/20	Toledo	20	1-4	0-0	0-0	0-2-2	0	1	2	2	0	2	
11/23	@ Michigan	* 17	2-4	0-1	0-0	0-1-1	5	1	3	0	1	4	
11/28	vs FGCU	12	1-3	0-0	1-1	0-1-1	0	1	1	1	0	3	
11/29	vs South Dakota St	23	1-7	0-2	1-2	2-1-3	0	2	1	0	2	3	
11/30	vs USF	* 22	1-2	1-1	2-4	1-2-3	2	3	2	0	0	5	
12/4	Minnesota	* 5	0-1	0-0	0-0	0-2-2	0	0	1	0	0	0	
12/8	@ UConn	* 26	1-5	1-5	0-0	0-3-3	2	1	1	0	1	3	
12/11	DePaul	1	0-0	0-0	0-0	0-0-0	0	0	0	0	0	0	
12/29	Clemson	15	1-3	0-0	0-0	0-1-1	1	0	0	0	0	2	
1/2	@ Pittsburgh	4	0-1	0-0	0-0	0-1-1	2	1	0	0	0	0	
1/5	@ Syracuse	9	0-2	0-0	0-0	0-0-0	1	0	1	1	0	0	
1/9	Boston College	4	1-1	0-0	0-0	0-0-0	0	0	1	0	0	2	
1/12	NC State	22	0-7	0-4	0-0	2-0-2	3	0	1	0	0	0	
1/16	@ Duke	8	1-3	1-1	0-0	1-0-1	1	0	2	1	1	3	
1/19	Miami	3	0-2	0-0	0-0	1-1-2	0	0	1	0	1	0	
1/26	@ Virginia	15	1-4	0-2	2-2	0-3-3	4	0	4	0	1	4	
1/30	Louisville	10	0-4	0-1	0-0	0-1-1	1	0	0	0	0	0	
2/2	@ Georgia Tech	10	0-2	0-2	0-0	0-3-3	2	1	0	0	0	0	
2/6	@ Wake Forest	12	1-3	1-2	0-0	1-2-3	2	0	1	0	1	3	
2/9	Pittsburgh	19	3-7	2-5	0-0	0-4-4	4	4	2	0	0	8	
2/13	@ Boston College												
2/16	@ Louisville												
2/20	Virginia Tech												
2/23	Syracuse												
2/27	UNC												
3/1	@ Florida St												

COSGROVE'S OVERALL CAREER STATISTICS

SEASON	TEAM	GP-GS	MIN/AVG	FG-FGA	FG%	3FG-FGA	3FG%	FT-FTA	FT%	OFF	DEF	TOT	AVG	PF	FO	AST	TO	BLK	STL	PTS	AVG
2018-19	ND	27-0	132/4.9	14-48	.292	9-35	.257	0-0	.000	4	14	18	0.7	14-0	5	8	6	1	37	1.4	
2019-20	ND	24-4	323/13.5	22-90	.244	8-32	.250	13-19	.684	17	37	54	2.3	37-1	17	31	11	6	65	2.7	
TOTAL		51-4	455/8.9	36-138	.261	17-67	.254	13-19	.684	21	51	72	1.4	51-1	22	39	17	7	102	2.0	



DESTINEE WALKER 24

5-10 // GRADUATE // GUARD

ORLANDO, FLORIDA

NORTH CAROLINA // LAKE HIGHLAND

UPDATE

- Played in all 24 games, starting in all but one. Averages 34.7 minutes, which ranks 8th in the ACC.
- Participating in her first full season of basketball since the 2016-17 campaign with the Tar Heels.
- Leads the Irish in 20+ scoring performances with seven, which also sets a new career best - previous was four set her sophomore year at UNC (2016-17). Her seven games is tied for 5th in the ACC.
- For the 3rd time in her career and 2nd time this season, Walker achieved back-to-back games with 20+ points after scoring 24 each at Wake and vs. Pitt. She has never acquired three in a row.
- Walker is leading the Irish in scoring for this current 3-game win streak, averaging 21.0 ppg in that span on an impressive 54.1 percent shooting. She is 5-of-14 from three and 18-for-21 from the line (.857).
- Walker tallied 24 points in just 26 minutes of play vs. Pitt (2/9), nearly missing the entire third quarter due to foul trouble. She converted 4-of-7 from three-point range and dished out a season best 4 assists.
- After sitting with two points at the half at Wake Forest (2/6), Walker willed the Irish to victory by scoring 12 points in the third and 10 points in the fourth.
- Went 4-of-5 from three vs. Miami (1/19), finishing with 21 points.
- Recorded her best quarter of the season in the first at Syracuse on Jan. 5 with 12 points. Has twice done so now after her third quarter at Wake Forest on Feb. 6.
- Willed the Irish to victory at Pitt (1/2) in the final minutes: Recorded an impressive reverse layup at 2:05, dished the assist to Vaughn at 1:33, earned a crucial steal with 23 seconds left, then converted three free throws in the final 20 seconds for the 60-52 win. Totaled 16 points for the game.
- Walker scored 7 of her 17 points against No. 21 USF (11/30) in the 4th quarter, helping lift the Irish to a ranked win.
- Exploded with a season best 27 points at No. 21 Michigan (11/23), tying her career high from beyond the arc with five made three's (5-for-8). She scored nine of the team's 14 third quarter points.
- Walker hit the game-winning basket for the Irish in the 54-51 win over Toledo (11/20), tallying 12 points in the game.
- Her 86 made free-throws leads the team and ranks 52nd in the country, while her .754 free-throw percentage ranks 10th in the ACC.
- In her Irish debut, Walker stepped up with a 10-point, 10-rebound, double-double in 38 minutes of play. The 10 boards tied her career high.

SEASON BESTS

Pts: 27 (at Michigan, 11/23/19)
 Rebs: 10 (at Fordham, 11/5/19)
 FGM: 9, 2x (last at Michigan, 11/23/19)
 FGA: 17, 2x (last at Syracuse, 1/5/20)
 3FGM: 5 (at Michigan, 11/23/19)
 3FGA: 9, 2x (last at Syracuse, 1/5/20)
 FTM: 7, 2x (last at Wake, 2/6/20)
 FTA: 10 (at Virginia, 1/26/20)
 Ast: 4, 2x (last vs Pitt, 2/9/20)
 Blk: 1, 4x (last vs Boston College, 1/9/20)
 Stl: 4, 3x (last at Wake, 2/6/20)
 Min: 40 (at Georgia Tech, 2/2/20)

CAREER BESTS

Pts: 32 (vs Florida A&M, 11/17/15)
 Rebs: 10, 2x (last at Fordham, 11/5/19)
 FGM: 10, 2x (last vs Iona, 11/21/15)
 FGA: 19, 2x (last at Virginia Tech, 1/2/17)
 3FGM: 5, 3x (last at Michigan, 11/23/19)
 3FGA: 12 (vs Louisville, 2/4/16)
 FTM: 10 (vs Florida A&M, 11/17/15)
 FTA: 10, 2x (last vs Jacksonville, 12/20/16)
 Ast: 6 (vs Pacific, 11/25/15)
 Blk: 1, 7x (last vs Boston College, 1/9/20)
 Stl: 4, 4x (last at Wake, 2/6/20)
 Min: 45 (vs Pitt, 3/2/16)

KEY STATISTICS

POINTS	3PT FG	FT%	FT MADE
14.3	1.3	.756	3.8
LEADS TEAM 12TH IN ACC	2ND ON TEAM	LEADS TEAM 8TH IN ACC	LEADS TEAM

SEASON


SEASON	CAREER
19.....	Double-Figure Scoring.....59
7.....	20-Point Games.....14
0.....	30-Point Games.....1
1.....	Double-Doubles.....2
1.....	Double-Figure Rebounds.....2

2019-20 GAME-BY-GAME STATISTICS

Date	Opponent	GS	MIN	FG-A	3P-A	FT-A	RB	PF	A	TO	ST	BL	PTS
11/5	@ Fordham	*	38	3-9	0-2	4-6	3-7-10	2	0	1	1	0	10
11/8	Loyola MD	*	33	9-15	0-1	6-7	3-3-6	2	4	1	2	1	19
11/11	Tennessee	*	36	5-13	3-7	5-6	1-1-2	3	2	2	4	0	18
11/14	Michigan St	*	35	0-2	0-1	4-6	2-0-2	5	1	1	1	0	4
11/20	Toledo	*	37	6-17	0-3	0-0	2-4-6	1	2	1	1	0	12
11/23	@ Michigan	*	33	9-14	5-8	4-6	0-2-2	3	1	1	4	0	27
11/28	vs FGCU	*	39	2-7	0-2	0-0	0-4-4	2	0	4	0	0	4
11/29	vs South Dakota St	*	38	4-16	0-9	4-6	0-1-1	4	1	1	2	0	12
11/30	vs USF	*	37	6-16	1-7	4-7	1-3-4	1	1	1	1	0	17
12/4	Minnesota	*	35	4-7	0-1	4-4	1-1-2	0	0	2	0	0	12
12/8	@ UConn	*	30	1-7	0-3	0-0	0-3-3	2	0	2	1	0	2
12/11	DePaul	*	30	8-12	2-3	2-3	0-5-5	4	1	5	0	0	20
12/29	Clemson	*	37	3-15	1-6	3-4	3-2-5	1	2	1	0	1	10
1/2	@ Pittsburgh	*	29	5-11	1-4	5-6	1-4-5	2	1	0	3	0	16
1/5	@ Syracuse	*	38	8-17	4-9	5-8	0-6-6	5	3	1	1	1	25
1/9	Boston College	*	36	7-15	1-7	6-6	0-1-1	3	3	3	1	1	21
1/12	NC State	*	35	4-15	0-6	3-4	3-1-4	2	2	2	0	0	11
1/16	@ Duke	*	32	2-13	0-7	2-2	1-6-7	3	2	1	1	0	6
1/19	Miami	*	38	6-11	4-5	5-6	3-4-7	2	2	2	1	0	21
1/26	@ Virginia	*	34	2-12	1-6	6-10	2-2-4	1	2	3	2	0	11
1/30	Louisville	*	25	1-10	1-4	0-0	1-1-2	0	0	0	0	0	3
2/2	@ Georgia Tech	*	40	4-11	0-3	7-8	0-4-4	3	2	1	2	0	15
2/6	@ Wake Forest	*	39	8-15	1-4	7-8	2-1-3	3	0	4	4	0	24
2/9	Pittsburgh	*	26	8-11	4-7	4-5	0-2-2	4	4	5	0	0	24
2/13	@ Boston College												
2/16	@ Louisville												
2/20	Virginia Tech												
2/23	Syracuse												
2/27	UNC												
3/1	@ Florida St												

WALKER'S OVERALL CAREER STATISTICS

SEASON	TEAM	GP-GS	MIN/AVG	FG-FGA	FG%	3FG-FGA	3FG%	FT-FTA	FT%	OFF DEF	TOT	AVG	PF-FO	AST	TO	BLK STL	PTS	AVG		
2015-16	UNC	32-31	1194/37.3	160-428	.374	48-180	.267	78-96	.813	31	86	117	3.7	66-0	79	91	2	35	446	13.9
2016-17	UNC	21-20	684/32.6	91-238	.382	39-115	.339	40-55	.727	24	54	78	3.7	48-1	42	45	1	24	261	12.4
2018-19	UNC	4-0	39/9.7	2-7	.286	1-1	1.000	5-6	.833	2	2	4	1.0	4-0	2	2	0	0	10	2.5
2019-20	ND	24-23	834/34.7	112-290	.386	30-118	.254	90-119	.756	28	69	97	4.0	58-2	36	45	4	32	344	14.3
TOTAL FOR ND	24-23	834/34.7	112-290	.386	30-118	.254	90-119	.756	.772	28	69	97	4.0	58-2	36	45	4	32	344	14.3
TOTAL	81-74	2751/34.0	365-963	.379	118-414	.285	213-276	.772	.85	211	296	3.7	176-3	159	183	7	91	1061	13.1	



MIK VAUGHN 30

6-3 // JUNIOR // CENTER

PHILADELPHIA, PENNSYLVANIA

PAUL VI / FRIENDS' CENTRAL

UPDATE

- Athletic status - Sophomore. Started in all 13 games in which she's played. Averages 26.4 minutes
- Made her first career start for the Irish in the season opener at Fordham. Vaughn was closing in on a double-double with eight points and nine boards in 20 minutes of action before being sidelined with a right knee injury. Vaughn also set a career high in assists with four.
- Missed 11 games due to an ACL sprain in her right knee - opposite knee of what she tore in her freshman season. Returned from injury against Clemson on Dec. 29.
- Posted 6 double-digit scoring games since her return - in 5 of the 6, Vaughn has recorded at least 16 points, which included two double-doubles.
- Been highly efficient from the field since returning, converting 57.0 percent from the floor, which actually leads all players in ACC play only.
- Scored double-digit points by the half on 4 separate occasions this season, and all 4 have been on the road: Pitt, Syracuse, Duke and Georgia Tech.
- Been a beast on the offensive glass, as her 3.1 offensive rebounds/game in ACC play ranks 3rd.
- Recorded her first career double-double at Syracuse (1/5) with 16 points and a career-high tying 11 boards.
- Poured in 18 points at Duke (1/16), recording her second double-double with a career-high tying 11 boards.
- Went 7-of-8 from the field for 16 points in the win over Miami (1/19).
- Dished out a career best five assists vs No. 5 Louisville. It marked her first 5+5+5 Stat Stuffer game, earning eight points and five boards as well.
- Carried the Irish to victory at Georgia Tech on Feb. 2, scoring a career high 20 points on 10-of-15 shooting from the field.
- Iced the 75-71 win at Wake Forest on Feb. 6 with a free-throw in the final 10 seconds of the game.
- Got her third double-digit rebounding game after reeling in 10 boards vs Pitt on Feb. 9.

SEASON BESTS

Pts: 20 (at Georgia Tech, 2/2/20)
 Rebs: 11, 2x (at Duke, 1/16/20)
 FGM: 10 (at Georgia Tech, 2/2/20)
 FGA: 19 (at Pitt, 1/2/20)
 3FGM:
 3FGA:
 FTM: 4 (at Duke, 1/16/20)
 FTA: 5 (at Duke, 1/16/20)
 Ast: 5 (vs Louisville, 1/30/20)
 Blk: 3, 2x (last vs Boston College, 1/9/20)
 Stl: 4 (vs Clemson, 12/29/19)
 Min: 34 (vs Boston College, 1/9/20)

CAREER BESTS

Pts: 20 (at Georgia Tech, 2/2/20)
 Rebs: 11, 3x (last at Duke, 1/16/20)
 FGM: 10 (at Georgia Tech, 2/2/20)
 FGA: 19 (at Pitt, 1/2/20)
 3FGM:
 3FGA:
 FTM: 4, 2x (last at Duke, 1/16/20)
 FTA: 5 (at Duke, 1/16/20)
 Ast: 5 (vs Louisville, 1/30/20)
 Blk: 4, 2x (last vs Wake Forest, 1/13/19)
 Stl: 4 (vs Clemson, 12/29/19)
 Min: 34 (vs Boston College, 1/9/20)

KEY STATISTICS

POINTS	REBOUNDS	FG%	BLOCKS
10.8	6.9	.566	1.2
4TH ON TEAM	LEADS TEAM	LEADS TEAM	LEADS TEAM

SEASON

6 Double-Figure Scoring.....	9
3 Double-Figure Rebounds.....	4
2 Double-Doubles.....	2
1 20-Point Games.....	1


CAREER

2019-20 GAME-BY-GAME STATISTICS

Date	Opponent	GS	MIN	FG-A	3P-A	FT-A	RB	PF	A	TO	ST	BL	PTS
11/5	@ Fordham	*	20	3-6	0-0	2-3	2-7-9	0	4	3	1	0	8
11/8	Loyola MD		DNP										
11/11	Tennessee		DNP										
11/14	Michigan St		DNP										
11/20	Toledo		DNP										
11/23	@ Michigan		DNP										
11/28	vs FGCU		DNP										
11/29	vs South Dakota St		DNP										
11/30	vs USF		DNP										
12/4	Minnesota		DNP										
12/8	@ UConn		DNP										
12/11	DePaul		DNP										
12/29	Clemson	*	23	4-5	0-0	0-0	0-2-2	2	1	2	4	0	8
1/2	@ Pittsburgh	*	29	8-19	0-0	1-1	6-3-9	4	3	1	2	2	17
1/5	@ Syracuse	*	28	7-8	0-0	2-3	5-6-11	5	0	1	0	3	16
1/9	Boston College	*	34	2-6	0-0	2-2	5-4-9	3	4	0	0	3	6
1/12	NC State	*	25	3-3	0-0	0-0	0-1-1	3	2	2	3	2	6
1/16	@ Duke	*	32	7-11	0-0	4-5	7-4-11	3	0	3	2	1	18
1/19	Miami	*	24	7-8	0-0	2-2	4-4-8	4	3	4	0	1	16
1/26	@ Virginia	*	23	2-3	0-0	1-2	1-3-4	3	1	3	1	0	5
1/30	Louisville	*	29	3-8	0-0	2-4	2-3-5	2	5	1	1	1	8
2/2	@ Georgia Tech	*	29	10-15	0-0	0-0	2-5-7	4	0	1	1	1	20
2/6	@ Wake Forest	*	28	4-12	0-0	3-4	3-1-4	4	4	1	1	0	11
2/9	Pittsburgh	*	19	0-2	0-0	2-2	2-8-10	2	2	3	0	1	2
2/13	@ Boston College												
2/16	@ Louisville												
2/20	Virginia Tech												
2/23	Syracuse												
2/27	UNC												
3/1	@ Florida St												

VAUGHN'S OVERALL CAREER STATISTICS

SEASON	TEAM	GP-GS	MIN/AVG	FG-FGA	FG%	3FG-FGA	3FG%	FT-FTA	FT%	OFF	DEF	TOT	AVG	PF-FO	AST	TO	BLK	STL	PTS	AVG
2017-18	ND	6-0	79/13.2	23-37	.622	0-0	.000	2-6	.333	14	12	26	4.3	11-0	4	8	7	3	48	8.0
2018-19	ND	38-0	362/9.5	53-101	.525	0-0	.000	19-30	.633	41	49	90	2.4	48-1	7	25	24	10	125	3.3
2019-20	ND	13-13	343/26.4	60-106	.566	0-0	.000	21-28	.750	39	51	90	6.9	39-1	29	25	15	16	141	10.8
TOTAL		57-13	785/13.8	136-244	.557	0-0	.000	42-64	.656	94	112	206	3.6	98-2	40	58	46	29	314	5.5



SAM BRUNELLE 33

6-2 // FRESHMAN // FORWARD

RUCKERSVILLE, VIRGINIA

WILLIAM MONROE

SEASON BESTS

Pts: 31 (vs DePaul, 12/11/19)
 Rebs: 13 (vs Toledo, 11/20/19)
 FGM: 13 (vs DePaul, 12/11/19)
 FGA: 20 (at Duke, 1/16/20)
 3FGM: 4, 2x (at Virginia, 1/26/20)
 3FGA: 12 (at Virginia, 1/26/20)
 FTM: 6 (vs Toledo, 11/20/19)
 FTA: 10 (vs Toledo, 11/20/19)
 Ast: 3, 5x (last at Georgia Tech, 2/2/20)
 Blk: 4 (at Pitt, 1/2/20)
 Stl: 2, 4x (last at Virginia, 1/26/20)
 Min: 42 (at Syracuse, 1/5/20)

CAREER BESTS

Pts: 31 (vs DePaul, 12/11/19)
 Rebs: 13 (vs Toledo, 11/20/19)
 FGM: 13 (vs DePaul, 12/11/19)
 FGA: 20 (at Duke, 1/16/20)
 3FGM: 4, 2x (at Virginia, 1/26/20)
 3FGA: 12 (at Virginia, 1/26/20)
 FTM: 6 (vs Toledo, 11/20/19)
 FTA: 10 (vs Toledo, 11/20/19)
 Ast: 3, 5x (last at Georgia Tech, 2/2/20)
 Blk: 4 (at Pitt, 1/2/20)
 Stl: 2, 4x (last at Virginia, 1/26/20)
 Min: 42 (at Syracuse, 1/5/20)

KEY STATISTICS

POINTS	REBOUNDS	BLOCKS	3PT FG
13.6	6.0	1.1	1.5
3RD ON TEAM	2ND ON TEAM	2ND ON TEAM	LEADS TEAM
		13TH IN ACC	

UPDATE

- Started all 24 games, averaging 33.4 minutes.
- Became the first player to start her Irish career with seven double-digit scoring performances - previous record was four. Now boasts 18 total for the year.
- Brunelle's 13.6 ppg ranks 8th all-time at ND for a freshman. The top spot belongs to Beth Morgan (17.9).
- Brunelle (13.6), Gilbert (13.9) and Peoples (12.6 ppg) lead all freshmen in the ACC in scoring. The next highest is Clemson's Amari Robinson at 11.3 ppg. Brunelle also leads all ACC freshmen in the Points + Assists + Rebounds/Game category at 21.2.
- Brunelle/Gilbert/Peoples could become the first freshmen trio to all finish with a double-digit scoring average. Also looking to become the highest scoring freshmen pairing in ND history: Arike Ogunbowale (11.4) and Marina Mabrey (10.7), 2015-16 // Mary Beth Schueth (13.0) and Carries Bates (12.4), 1981-82.
- Nationally, among freshmen at power-five schools, Brunelle's scoring average ranks 8th. Brunelle is also 1-of-12 freshmen nationally to average over 13.5 points and 6.0 rebounds.
- Only two freshmen pairs in all of Division-I to both average 13.5 ppg or higher --> ND's Brunelle and Gilbert and Fresno State's Haley & Hanna Cavinder.
- Life without Peoples: Brunelle has certainly stepped up since the news that fellow freshman Anaya Peoples was lost for the season following the NC State game. Since, Brunelle is leading the Irish in scoring at 15.1 ppg in that span, earning double-digit points in 6-of-7 games. She is shooting 38.5 percent from the floor and 34.0 percent from three.
- Starting to heat up from beyond the arc. The freshman struggled early on, going 13-of-68 (.191) from three over the first 14 games. However, she's flipped the script as of late. Brunelle's converted 24-of-69 (.348) from three over the last 10 games.
- In addition too, since Jan. 5, Brunelle is averaging 2.4 three's/game, which ranks 6th in the ACC in that timespan. Brunelle is converting 32.0 percent from three in ACC play only, which ranks 9th.
- Brunelle went off in the win over Miami (1/19), scoring 20 of her 25 points in the 2nd half. Then notched back-to-back games with 20+ points for the first time with 21 at Virginia (1/26).
- Exploded with a career high 31 points on 13-of-18 shooting vs. DePaul on Dec. 11. Brunelle is 1-of-6 players in the ACC to record a 30+ point performance. Her 31-point performance also tied the Notre Dame individual scoring record for a freshmen, tying both Skylar Diggins and Katryna Gaither.
- 4th Quarter surges: Brunelle scored seven of her 19 points in the fourth against Minnesota (12/4). Scored nine of her 11 points in the fourth at No. 21 Michigan (11/23). Scored 11 of her 19 points in the fourth vs. No. 16 Michigan State (11/14).
- Notched her second double-double with an 11-point, 12-rebound performance against FGCU (11/28). All 12 boards were defensive rebounds, which marked a career best for that category.
- Logged her first double-double of her career with 19 points and 13 rebounds against Toledo (11/20).
- Peoples and Brunelle became the first pair of freshmen starters for a season opener since Teresa Borton & Jacqueline Batteast started the 2001-02 season opener.
- Fun Fact: Wants to go into broadcasting - already hosting a segment in the Muffet McGraw Radio Show this year called Sam's Saloon.

SEASON

	CAREER
18..... Double-Figure Scoring.....	18
2..... Double-Figure Rebounds.....	2
2..... Double-Doubles.....	2
3..... 20-Point Games.....	3
1..... 30-Point Games.....	1

2019-20 GAME-BY-GAME STATISTICS

Date	Opponent	GS	MIN	FG-A	3P-A	FT-A	RB	PF	A	TO	ST	BL	PTS
11/5	@ Fordham	*	33	4-12	2-6	4-4	2-3-5	3	3	5	2	0	14
11/8	Loyola MD	*	34	6-15	0-5	0-0	3-6-9	1	3	4	0	2	12
11/11	Tennessee	*	32	6-18	2-11	2-2	1-2-3	4	0	3	1	0	16
11/14	Michigan St	*	37	7-13	2-6	3-6	1-7-8	1	3	2	1	3	19
11/20	Toledo	*	37	6-12	1-6	6-10	3-10-13	2	0	2	2	3	19
11/23	@ Michigan	*	39	5-11	1-5	1-2	1-3-4	4	2	2	1	2	12
11/28	vs FGCU	*	30	4-12	1-5	2-4	0-12-12	5	2	3	0	1	11
11/29	vs South Dakota St	*	27	1-7	1-4	4-4	0-2-2	3	0	0	0	0	7
11/30	vs USF	*	33	4-13	2-5	0-0	1-3-4	3	1	1	0	0	10
12/4	Minnesota	*	38	9-18	0-3	1-1	0-6-6	4	3	5	0	2	19
12/8	@ UConn	*	19	2-10	0-3	0-0	1-5-6	1	2	2	0	0	4
12/11	DePaul	*	38	13-18	1-3	4-5	1-6-7	1	2	2	0	1	31
12/29	Clemson	*	31	2-6	0-3	1-2	1-2-3	3	1	4	2	0	5
1/2	@ Pittsburgh	*	32	4-11	0-3	0-0	0-5-5	1	2	6	0	4	8
1/5	@ Syracuse	*	42	5-16	2-5	0-2	3-4-7	2	1	3	1	1	12
1/9	Boston College	*	33	6-14	3-7	0-0	1-7-8	2	1	4	0	0	15
1/12	NC State	*	27	2-8	2-7	0-0	1-1-2	3	1	1	0	0	6
1/16	@ Duke	*	39	6-20	4-11	0-0	4-4-8	2	1	8	1	1	16
1/19	Miami	*	36	11-18	3-5	0-0	1-3-4	1	0	3	2	0	25
1/26	@ Virginia	*	39	6-17	4-12	5-6	0-5-5	0	2	3	2	3	21
1/30	Louisville	*	39	6-15	2-8	3-4	3-6-9	1	1	6	1	1	17
2/2	@ Georgia Tech	*	37	2-7	0-2	3-3	0-4-4	2	3	1	0	2	7
2/6	@ Wake Forest	*	33	4-11	2-5	0-0	2-5-7	2	2	2	0	0	10
2/9	Pittsburgh	*	16	2-8	2-7	4-4	1-3-4	4	1	2	0	0	10
2/13	@ Boston College												
2/16	@ Louisville												
2/20	Virginia Tech												
2/23	Syracuse												
2/27	UNC												
3/1	@ Florida St												

BRUNELLE'S OVERALL CAREER STATISTICS

SEASON	TEAM	GP-GS	MIN/AVG	FG-FGA	FG%	3FG-FGA	3FG%	FT-FTA	FT%	OFF	DEF	TOT	AVG	PF-FO	AST	TO	BLK	STL	PTS	AVG
2019-20	ND	24-24	801/33.4	123-310	.397	37-137	.270	43-59	.729	31	114	145	6.0	55-1	37	74	26	16	326	13.6
TOTAL		24-24	801/33.4	123-310	.397	37-137	.270	43-59	.729	31	114	145	6.0	55-1	37	74	26	16	326	13.6

SCORING

Player scored 25 points	Sam Brunelle (25), vs Miami, 1/19/20
Player scored 30 points	Sam Brunelle (31) vs DePaul, 12/11/19
Player scored 35 points	Jessica Shepard (39) vs DePaul, 12/17/17
Player scored 40 points	Jewell Loyd (41) at DePaul, 12/10/14
Player came off bench and scored 20 points	Jackie Young (22), vs. Virginia, 3/3/19
Two players scored 20 points	Sam Brunelle (25) & Destinee Walker (21), Miami, 1/19/20
Three players scored 20 points	Jessica Shepard (30), Jackie Young (21), Brianna Turner (20) vs Louisville, 3/10/19 (Greensboro, N.C.)
Three players scored 20 points/consecutive games	Arike Ogunbowale (30), Jessica Shepard (24), Marina Mabrey (23) vs CSUN, 3/16/18; Arike Ogunbowale (24), Jessica Shepard (25), Jackie Young (24) vs. Villanova, 3/18/18
Two players scored 25 points	Arike Ogunbowale (27) & Jessica Shepard (26) vs FSU, 2/10/19
Player scored 25 points/consecutive games	Arike Ogunbowale (27 vs. Georgia Tech, 2/11/18; 27 at Virginia, 2/15/18)
None in double figures	at Seton Hall, 2/8/04
One in double figures	Brianna Turner (25) vs. Duke, 1/26/17
Six in double figures	Arike Ogunbowale (13), Brianna Turner (14), Jessica Shepard (18), Mikayla Vaughn (10), Marina Mabrey (21), Jackie Young (21) vs Binghamton, 12/16/18
Seven in double figures	See eight in double figures
Eight in double figures	Devereaux Peters (20), Natalie Achonwa (19), Kaila Turner (14), Natalie Novosel (13), Skylar Diggins (11), Brittany Mallory (11), Kayla McBride (11) and Markisha Wright (11) vs. Pittsburgh, 1/17/12
ND scored 55 points/half	58 (2nd half) vs Stanford, 4/1/19 (Chicago)
ND scored 60 points/half	60 (1st half) vs Pitt, 1/3/19
ND scored 50 points in both halves	50 (1st) & 53 (2nd) vs. Harvard, 11/9/18
ND scored 100 points/game	103 vs Virginia, 3/3/19
ND scored 100 points/home game	See 100 points
ND scored 100 points/neutral site	100 vs. Duquesne, 12/1/13 (@ Toronto, Ontario)
ND scored 100 points/conference game	103 vs Virginia, 3/3/19
ND scored fewer than 15 points/half	11 (1st half) at West Virginia, 1/13/08
ND scored fewer than 20 points/half	18 (2nd half) at Duke, 1/16/20
ND scored fewer than 50 points/game	47 at Duke, 1/16/20

FIELD GOAL SHOOTING

Player made every shot from the field (min. 7)	Jessica Shepard (8-8) vs Binghamton, 12/16/18
ND shot 55 percent/consecutive games	56.7 (38-67) at Syracuse, 2/25/19; 55.1 (38-69) vs Virginia, 3/3/19, 58.0 (40-69) vs North Carolina, 3/8/19 (Greensboro, N.C.)
ND shot 60 percent/game	61.4 (35-57) vs Lehigh, 12/30/18
ND shot 65 percent/game	69.8 (37-53) vs WKU, 12/19/18
ND shot 70 percent/game	70.2 (40-57) at Mercer, 12/30/11
ND shot below 25 percent/game	24.5 (13-53) at West Virginia, 1/13/08
ND shot below 30 percent/game	29.5 (18-61) vs Louisville, 1/30/20
ND shot below 35 percent/game and won	33.3 (23-69) at Pitt, 1/2/20
ND shot 65 percent/half	69.2 (18-26) at Syracuse, 2/25/19
ND shot 70 percent/half	See 75
ND shot 75 percent or greater/half	.758 (22-29), 2nd half at Clemson, 1/31/19
ND shot below 25 percent/half	23.3 (7-30), 2nd half vs Louisville, 1/30/20
ND shot below 30 percent/half	28.6 (10-35), 2nd half at Virginia, 1/26/20

THREE-POINT SHOOTING

Player made 4 three-pointers/half	See 5/half
Player made 5 three-pointers/half	Marina Mabrey (1st half) vs Texas A&M, 3/24/18 (Spokane, Wash.)
Player made 5 three-pointers	Destinee Walker at Michigan, 11/23/19
Player made 6 three-pointers	Arike Ogunbowale vs Virginia, 3/3/19
Player made 7 three-pointers	Marina Mabrey vs Texas A&M, 3/24/18 (Spokane, Wash.)
Player made 8 three-pointers	Sheila McMillen vs. St. John's, 2/28/98 (@ Piscataway, N.J.)
Player attempted 10 three-pointers	Sam Brunelle (12) at Virginia, 1/26/20
ND made 10 three-pointers	13 vs Virginia, 3/3/19
ND did not make a three-pointer	vs. Saint Joseph's (Pa.), 12/21/14
ND attempted 20 three-pointers	23 vs Pittsburgh, 2/9/20
ND shot 60 percent 3FG (min. 5 att.)	70.0 (7-10) vs Miami, 1/19/20

FREE-THROW SHOOTING

Player made 10 free-throws	Arike Ogunbowale (12) vs Louisville, 1/10/19
Player made 15 free-throws	Jewell Loyd (15) at DePaul, 12/10/14
Player attempted 15 free-throws	Brianna Turner (16) at North Carolina, 1/15/15
Player made 10 for 10 or better	12-12 by Arike Ogunbowale vs Louisville, 1/10/19
ND shot 90 percent (min. 10 att.)	100.0 (10-10) vs Boston College, 1/9/20
ND shot below 50 percent (min. 10 att.)	46.7 (7-15) at Georgia Tech, 1/6/19
ND made 30 free-throws	31 (attempted 46) vs. UCLA, 11/28/15 (@ Freeport, Bahamas)
ND made fewer than five FTs	4 (attempted 7) vs. Wake Forest, 1/5/17
ND attempted 40 free-throws	46 (made 31) vs. UCLA, 11/28/15 (@ Freeport, Bahamas)
ND attempted fewer than five FTs	2 (made 2) at Connecticut, 3/8/10

REBOUNDS

Player had 15 rebounds	Player had 15 rebounds
Player had 20 rebounds	Player had 20 rebounds
Two players had double-figure rebounds	Two players had double-figure rebounds
Three players had double-figure rebounds	Three players had double-figure rebounds
ND had 50 rebounds	ND had 50 rebounds
ND had 25 offensive rebounds	ND had 25 offensive rebounds
ND had 30 offensive rebounds	ND had 30 offensive rebounds

Anaya Peoples (15) vs. DePaul, 12/11/19	Anaya Peoples (15) vs. DePaul, 12/11/19
Natalie Achonwa (20) vs. South Florida, 3/10/13 (@ Hartford, Conn.)	Natalie Achonwa (20) vs. South Florida, 3/10/13 (@ Hartford, Conn.)
Mikayla Vaughn (11) & Anaya Peoples (11), at Syracuse, 1/5/20	Mikayla Vaughn (11) & Anaya Peoples (11), at Syracuse, 1/5/20
Jessica Shepard (12), Kathryn Westbeld (10), and Jackie Young (10) vs Marquette, 12/20/17	Jessica Shepard (12), Kathryn Westbeld (10), and Jackie Young (10) vs Marquette, 12/20/17
50 vs Pittsburgh, 2/9/20	50 vs Pittsburgh, 2/9/20
25 vs Iowa, 11/29/18	25 vs Iowa, 11/29/18
30 vs Longwood, 12/28/11	30 vs Longwood, 12/28/11

DOUBLE-DOUBLES

Points & rebounds/3 consecutive games	Points & rebounds/3 consecutive games
Points & rebounds/4 consecutive games	Points & rebounds/4 consecutive games
Points & rebounds/5 consecutive games	Points & rebounds/5 consecutive games
Points & assists	Points & assists
Rebounds & assists	Rebounds & assists
Points & assists/consecutive games	Points & assists/consecutive games
Two players had double-doubles	Two players had double-doubles
Three players had double-doubles	Three players had double-doubles
20+ points and 10+ rebounds	20+ points and 10+ rebounds
30+ points and 10+ rebounds	30+ points and 10+ rebounds
40+ points and 10+ rebounds	40+ points and 10+ rebounds
15 points and 15 rebounds	15 points and 15 rebounds
20 points and 20 rebounds	20 points and 20 rebounds

See 4	See 4
Jessica Shepard (24/14) vs Texas A&M, 3/30/19; (11/14) vs Stanford, 4/1/19; (20/13) vs UConn, 4/5/19; (11/10) vs Baylor, 4/7/19	Jessica Shepard (24/14) vs Texas A&M, 3/30/19; (11/14) vs Stanford, 4/1/19; (20/13) vs UConn, 4/5/19; (11/10) vs Baylor, 4/7/19
Jessica Shepard (17/10) vs Florida State, 3/3/18; (23/10) vs Louisville, 3/4/18; (24/10) vs CSUN, 3/16/18; (25/10) vs Villanova, 3/18/18; (13/10) vs Texas A&M, 3/24/18 (Spokane, Wash.)	Jessica Shepard (17/10) vs Florida State, 3/3/18; (23/10) vs Louisville, 3/4/18; (24/10) vs CSUN, 3/16/18; (25/10) vs Villanova, 3/18/18; (13/10) vs Texas A&M, 3/24/18 (Spokane, Wash.)
Marina Mabrey (12/12) vs UConn, 4/5/19 (Tampa)	Marina Mabrey (12/12) vs UConn, 4/5/19 (Tampa)
Lindsay Allen (11/10) vs Virginia, 1/29/17	Lindsay Allen (11/10) vs Virginia, 1/29/17
Niele Ivey (12/10) at Valparaiso, 11/17/00; (14/11) vs. Arizona, 11/20/00	Niele Ivey (12/10) at Valparaiso, 11/17/00; (14/11) vs. Arizona, 11/20/00
Jessica Shepard (11p/10r) & Brianna Turner (12p/12r) vs Baylor, 4/7/19 (Tampa)	Jessica Shepard (11p/10r) & Brianna Turner (12p/12r) vs Baylor, 4/7/19 (Tampa)
Jessica Shepard (20p/13r), Brianna Turner (15p/15r), Marina Mabrey (12p/12a), vs UConn, 4/5/19 (Tampa)	Jessica Shepard (20p/13r), Brianna Turner (15p/15r), Marina Mabrey (12p/12a), vs UConn, 4/5/19 (Tampa)
Anaya Peoples (22p/15r) vs DePaul, 12/11/19	Anaya Peoples (22p/15r) vs DePaul, 12/11/19
Jessica Shepard vs Louisville, 3/10/19 (Greensboro, N.C.)	Jessica Shepard vs Louisville, 3/10/19 (Greensboro, N.C.)
Jewell Loyd (41/12) vs DePaul, 12/10/14	Jewell Loyd (41/12) vs DePaul, 12/10/14
Anaya Peoples (22p/15r) vs DePaul, 12/11/19	Anaya Peoples (22p/15r) vs DePaul, 12/11/19
Natalie Achonwa (20/20) vs. South Florida, 3/10/13 (@ Hartford, Conn.)	Natalie Achonwa (20/20) vs. South Florida, 3/10/13 (@ Hartford, Conn.)

TRIPLE DOUBLES (8 in school history)

Jackie Young (22p/10r/11a) vs Virginia, 3/3/19	Jackie Young (22p/10r/11a) vs Virginia, 3/3/19
Jackie Young (16p/12r/10a) at Tennessee, 1/24/19	Jackie Young (16p/12r/10a) at Tennessee, 1/24/19
Lindsay Allen (11p/11r/12a) at Chattanooga, 12/27/16	Lindsay Allen (11p/11r/12a) at Chattanooga, 12/27/16
Marina Mabrey (18p/10a/12s) at Valparaiso, 11/23/15	Marina Mabrey (18p/10a/12s) at Valparaiso, 11/23/15
Skylar Diggins (17p/10r/10a) at DePaul, 2/24/13	Skylar Diggins (17p/10r/10a) at DePaul, 2/24/13
Skylar Diggins (22p/10r/11a) vs Maryland, 3/27/12 (@ Raleigh, N.C.)	Skylar Diggins (22p/10r/11a) vs Maryland, 3/27/12 (@ Raleigh, N.C.)
Sara Liebscher (17p/12r/10a) vs. Detroit, 2/15/90	Sara Liebscher (17p/12r/10a) vs. Detroit, 2/15/90
Mary Gavin (11p/14a/10s) vs. Marquette, 1/31/87	Mary Gavin (11p/14a/10s) vs. Marquette, 1/31/87

ASSISTS

Player had 10 assists	Player had 10 assists
Player had 10 assists/consecutive games	Player had 10 assists/consecutive games
Player had 15 assists	Player had 15 assists
ND had 30 assists	ND had 30 assists
ND had fewer than 10 assists	ND had fewer than 10 assists
ND had fewer than 5 assists	ND had fewer than 5 assists

Marta Sniezek (10) at Syracuse, 1/5/20	Marta Sniezek (10) at Syracuse, 1/5/20
Jackie Young - 12 at Syracuse, 2/25/19; 11 vs Virginia, 3/3/19	Jackie Young - 12 at Syracuse, 2/25/19; 11 vs Virginia, 3/3/19
Mary Gavin (17) at Marquette, 2/28/87	Mary Gavin (17) at Marquette, 2/28/87
30 at Georgia Tech, 1/6/19	30 at Georgia Tech, 1/6/19
9 vs NC State, 1/12/20	9 vs NC State, 1/12/20
3 vs. Villanova, 3/8/09 (@ Hartford, Conn.)	3 vs. Villanova, 3/8/09 (@ Hartford, Conn.)

BLOCKED SHOTS

Player blocked 5 shots	Player blocked 5 shots
Player blocked 6 shots	Player blocked 6 shots
Player blocked 7 shots	Player blocked 7 shots
Player blocked 10 shots	Player blocked 10 shots
ND blocked 10 shots	ND blocked 10 shots
ND blocked 15 shots	ND blocked 15 shots
ND blocked 0 shots	ND blocked 0 shots

Brianna Turner (5) vs UConn, 4/5/19	Brianna Turner (5) vs UConn, 4/5/19
Jessica Shepard (6) at Penn, 12/9/17	Jessica Shepard (6) at Penn, 12/9/17
Brianna Turner (7) vs Boston College, 2/23/17	Brianna Turner (7) vs Boston College, 2/23/17
Amanda Barksdale (11) vs. Boston College, 2/10/02	Amanda Barksdale (11) vs. Boston College, 2/10/02
12 vs WKU, 12/19/18	12 vs WKU, 12/19/18
16 vs. Boston College, 2/10/02	16 vs. Boston College, 2/10/02
vs. Boston College, 1/14/18	vs. Boston College, 1/14/18

STEALS

Player had 5 steals	Player had 5 steals
Player had 10 steals	Player had 10 steals
ND had 20 steals	ND had 20 steals

Katlyn Gilbert (6) at Duke, 1/16/20	Katlyn Gilbert (6) at Duke, 1/16/20
Marina Mabrey (12) at Valparaiso, 11/23/15	Marina Mabrey (12) at Valparaiso, 11/23/15
21 vs. Saint Francis (Pa.), 12/31/12	21 vs. Saint Francis (Pa.), 12/31/12

TURNOVERS

ND committed 25 or more	ND committed 25 or more
ND committed 25 or more and won	ND committed 25 or more and won
ND committed 30 or more	ND committed 30 or more
ND committed 10 or fewer	ND committed 10 or fewer
ND committed 10 or fewer/consecutive games	ND committed 10 or fewer/consecutive games
ND committed 5 or fewer	ND committed 5 or fewer

26 at Duke, 1/16/20	26 at Duke, 1/16/20
See 25 or more	See 25 or more
30 at West Virginia, 2/22/11	30 at West Virginia, 2/22/11
10 vs South Dakota State, 11/29/19	10 vs South Dakota State, 11/29/19
9 vs Texas A&M, 3/30/19 (Chicago); 7 vs Stanford, 4/1/19 (Chicago); 9 vs UConn, 4/5/19 (Tampa); 10 vs Baylor, 4/7/19 (Tampa)	9 vs Texas A&M, 3/30/19 (Chicago); 7 vs Stanford, 4/1/19 (Chicago); 9 vs UConn, 4/5/19 (Tampa); 10 vs Baylor, 4/7/19 (Tampa)
5 vs. Louisville, 3/4/17 (@ Conway, S.C.)	5 vs. Louisville, 3/4/17 (@ Conway, S.C.)

MISCELLANEOUS

Led team in points/rebounds/assists
Hit "final minute" game-winning shot
Four-point play
Made shot from midcourt or beyond
Played every minute
Played more than 40 minutes
ND rallied from 10-point deficit to win
ND rallied from 15-point deficit to win
ND rallied from 20-point deficit to win
ND scored 20 straight points
ND scored 25 straight points
ND scored 30 straight points

Jackie Young (18p/13r/5a) vs Syracuse, 3/9/19
Arike Ogunbowale (OT - 0:01), vs UConn, 3/30/18 (Columbus, Ohio);
Arike Ogunbowale (4Q - 0:01), vs Mississippi State, 4/1/18 (Columbus, Ohio).
Madison Cable (9:52, 2nd half) vs. Wake Forest, 2/1/15
Arike Ogunbowale (50 feet at 0:00, 2nd half) vs. Louisville, 3/4/18
Destinee Walker, at Georgia Tech, 2/2/20
Marta Sniezek (41:41) at Syracuse, 1/5/20
Trailed Wake Forest, 33-23 (2:55 - 2nd), won 75-71, 2/6/20
Trailed Mississippi State, 40-25 (6:41, 3rd), won 61-58, 4/1/18 (Columbus, Ohio)
Trailed vs Tennessee, 37-14 (7:03 - 2nd); won 84-70, 1/18/18
20-0 run vs. Miami, 1/19/20
25-0 run vs. Bethune-Cookman, 3/23/19
36-0 run vs. Southeast Missouri State, 1/2/11

OVERTIME

ND played an OT game
ND played multiple overtimes
ND won an OT game
ND won an OT game at home
ND won an OT game on the road
ND lost an OT game

at Syracuse (L, 74-63, OT), 1/5/20
vs. Connecticut (W, 96-87, 3ot), 3/4/13
vs UConn (W, 91-89), 3/30/18 (Columbus, Ohio)
See played an OT game
vs UConn (W, 91-89), 3/30/18 (Columbus, Ohio)
at Syracuse (L, 74-63, OT), 1/5/20

RANKINGS

Played the No. 1 team in the AP poll
Played the No. 1 team in the WBCA/USA Today poll
Defeated top-5 opponent
Defeated top-10 opponent
Defeated top-10 opponent at home
Defeated top-10 opponent on the road
Defeated top-10 opponent by double digits

vs Baylor (L, 82-81), 4/7/19 (Tampa)
vs Baylor (L, 82-81), 4/7/19 (Tampa)
vs #3 Louisville (W, 99-79), 3/10/19 (Greensboro, N.C.)
vs #6 Stanford (W, 84-68), 4/1/19 (Chicago, Ill.)
#2 Louisville (W, 82-68), 1/10/19
#10 NC State (W, 95-72), 2/18/19
s #6 Stanford (W, 84-68), 4/1/19 (Chicago, Ill.)

SCORING MARGINS

ND won by 40-plus points
ND won by 50-plus points
ND won by 60-plus points
ND won by 70-plus points
ND lost by 10-19 at home
ND lost by 20-29 points
ND lost by 20-29 points at home
ND lost by 20-29 points on the road
ND lost by 30-plus points

42 --- ND 92, Bethune-Cookman 50, 3/23/19
50 --- ND 97, Boston College 47, 2/13/19
60 --- at ND 114, Valparaiso 54, 12/4/16
75 --- at ND 104, Holy Cross 29, 11/23/14
See 30
See 30
See 30
30 --- at Virginia 90, ND 60, 1/26/20
32 --- vs Louisville 86, ND 54, 1/30/20

LAST TIME OPPONENT ...**SCORING**

Player scored 25 points
Player scored 30 points
Player scored 35 points
Two players scored 20 points
Three players scored 20 points
Two players scored 25 points
None in double figures
Five in double figures
Six in double figures
Scored 50 points/half
Scored 55 points/half
Scored 60 points/half
Scored 100 points/game
Scored 100 points/non-conference game
Scored fewer than 15 points/half
Scored fewer than 20 points/half
Scored fewer than 40 points/game

Kiara Lewis (28), at Syracuse, 1/5/20
Rennia Davis (33), Tennessee, 11/11/19
Chennedy Carter (35), Texas A&M, 3/30/19 (Chicago)
Kiara Lewis (28) & Emily Engstler (22), at Syracuse, 1/5/20
Sonya Morris (29), Chante Stonewall (20) & Dee Bekelja (20), DePaul, 12/11/19
Brittney Griner (32) and Odyssey Sims (25) at Baylor, 11/20/11 vs Pitt, 1/3/19
Sonya Morris (29), Chante Stonewall (20), Dee Bekelja (20), Lexi Held (17) & Kelly Campbell (12), DePaul, 12/11/19
Erika Davenport (19), Danielle King (12), Natisha Hiedeman (12), Allazia Blockton (20), Amani Wilborn (10), Isabelle Spingola (12), Marquette, 12/20/17
50 (1st half), Louisville, 1/30/20
56 (1st half), at Louisville, 1/11/18
63 (2nd half), Northwestern State, 3/24/95 (@ Amarillo, Texas)
105, DePaul, 12/11/19
105, DePaul, 12/11/19
13 (1st half), Georgia Tech, 2/3/19
20 (1st half), at Duke, 1/16/20
37, vs Clemson, 1/21/18

FIELD GOAL SHOOTING

Shot 55 percent/game
Shot 60 percent/game
Shot below 20 percent/game
Shot below 25 percent/game

56.7 (34-60), vs NC State, 1/12/20
65.1 (41-63), at Louisville, 1/11/18
18.6 (11-59), Holy Cross, 11/23/14
24.1 (14-58), at Georgia Tech, 1/2/17

Shot below 30 percent/game
Shot 55 percent/half
Shot 60 percent/half
Shot 65 percent/half
Shot 70 percent/half
Shot below 20 percent/half
Shot below 25 percent/half

25.7 (18-79), vs Pitt, 2/9/20
See 60
63.6 (21-33), 1st half vs Louisville, 1/30/20
68.2 (15-22), 2nd half by Texas A&M, 4/5/11 (@ Indianapolis, Ind.)
71.8 (23-32), 1st half at Louisville, 1/11/18
14.7 (5-34), 1st half vs Georgia Tech, 2/3/19
23.1 (9-39), 1st half at Syracuse, 1/5/20

THREE-POINT SHOOTING

Player made 5 three-pointers
Player made 6 three-pointers
Player made 7 or more three-pointers
Player attempted 10 three-pointers
Made 10 three-pointers
Did not make a three-pointer
Attempted 30 three-pointers
Shot 50 percent 3FG (min. 5 att.)
Shot 60 percent 3FG (min. 5 att.)

Sonya Morris, DePaul, 12/11/19
Gadiva Hubbard, Minnesota, 12/4/19
Kendall Spray (8), Clemson, 12/29/19
Gabbie Green (1-12), Pittsburgh, 2/9/20
16, DePaul, 12/11/19
Duke, 2/16/15
36, at Syracuse, 1/5/20
50.0 (9-18) vs Clemson, 12/29/19
64.7 (11-17) at Louisville, 1/11/18

FREE-THROW SHOOTING

Player made 10 free-throws
Player made 15 free-throws
Player attempted 15 free-throws
Player made 10 for 10 or better
Shot 90 percent (min. 10 att.)
Shot below 50 percent (min. 10 att.)
Made 30 free-throws
Made 5 or fewer FTs
Attempted 40 free-throws
Attempted fewer than five FTs

Kiara Lewis (13) at Syracuse, 1/5/20
Nok Duany (15) at Georgetown, 2/23/02
Kiara Lewis (18) at Syracuse, 1/5/20
Allisha Gray (10-10) at North Carolina, 1/15/15
90.9 (10-11), at N.C. State, 2/18/19
50.0 (6-12), Loyola Maryland, 11/8/19
32 (attempted 37), Illinois, 11/24/98
5 (attempted 5), Miami, 1/19/20
45 (made 28), at South Florida, 1/13/07
5 (made 5), Miami, 1/19/20

REBOUNDS

Player had 15 rebounds
Player had 20 rebounds
Two players had double-figure rebounds
Three players had double-figure rebounds
Had 50 rebounds
Out-rebounded ND by 10 or more

Emily Engstler (15) at Syracuse, 1/5/20
Wendy Scholtens (20) at Vanderbilt, 1/8/89
Emma Guy (12) & Taylor Soule (12), Boston College, 1/9/20
Aurora Adams (16), Brenda McCunn (11) and Paula Langseth (10), Hawaii, 3/22/81 (@ Anchorage, Alaska)
55, at Syracuse, 1/5/20
13, Louisville, 1/30/20

DOUBLE-DOUBLES

Points & assists
Points & steals
Assists & rebounds
Two players had double-doubles

Paris Kea (30p/10a) at North Carolina, 1/27/19
Alexis Jones (16/10) at Duke, 2/2/14
Kylie Kornegay-Lucas (10a/11r), at Virginia, 1/26/20
Emma Guy (11p/12r) & Taylor Soule (19p/12r), Boston College, 1/9/20

Three players had double-doubles

Mary Raese (24p/10r), Mary Westerwelle (11p/10r) and Netra McGrew (10p/10a), Idaho, 3/21/86 (@ Amarillo, Texas)
Emily Engstler (22p/15r), at Syracuse, 1/5/20
Elissa Cunane (22p/10r), vs NC State, 1/12/20
Wendy Scholtens (29/20) at Vanderbilt, 1/8/89
Myisha Hines-Allen (31/12) at Louisville, 1/11/18

TRIPLE-DOUBLES

Points, rebounds, assists
Points, rebounds, steals

Liad Suez-Karni (14p/10r/10a), Villanova, 2/7/06
Diana Vines (23p/11r/12s) at DePaul, 1/24/89

ASSISTS

Player had 10 assists
Player had 15 assists
Had 25 assists
Had 30 assists
Had fewer than 10 assists
Had 5 or fewer assists

Kylie Kornegay-Lucas (10), Virginia, 1/26/20
Veronica Pettry (16) at Loyola-Chicago, 2/18/89
25, Louisville, 1/30/20
30 at Loyola-Chicago, 2/18/89
9, at Duke, 1/16/20
5, vs ETSU, 11/24/17 (@ Estero, Fla.)

BLOCKED SHOTS

Player blocked 5 shots
Blocked 10 shots
Blocked 15 shots
Blocked 0 shots

Kylee Shook (6), Louisville, 1/30/20
10, Louisville, 1/30/20
16 at Connecticut, 1/27/07
Binghamton, 12/16/18

STEALS

Player had 5 steals
Player had 6 steals

J'Kyra Brown, Virginia, 1/29/17
see player had seven steals

Player had 7 steals
 Player had 10 steals
 Had 15 steals
 Had 20 steals

Kala Green, North Carolina A&T, 3/19/16
 Alexis Jones at Duke, 2/2/14
 16 at Duke, 2/2/14
 24, Georgetown, 1/29/00

TURNOVERS

Player committed 10 turnovers
 Committed 20 turnovers or more and won
 Committed 25 turnovers or more
 Committed 30 turnovers or more
 Committed 35 turnovers or more
 Committed 40 turnovers or more
 Committed 10 turnovers or fewer
 Committed 5 turnovers or fewer

Samantha Logic (11) at Iowa, 3/26/13
 25, at Duke, 1/16/20
 25, at Duke, 1/16/20
 31 vs. Valparaiso, 12/4/16
 35, Connecticut, 3/4/13
 46, Akron, 11/11/11
 9, Minnesota, 12/4/19
 5, Oregon, 3/26/18 (Spokane, Wash.)

MISCELLANEOUS

Led team in points/rebounds/assists
 Four-point play
 Hit "final minute" game-winning shot
 Played every minute
 Played more than 40 minutes
 Rallied from 10-point deficit to win
 Led ND by 10 or more at halftime
 Led ND by 15 or more at halftime
 Led ND by 25 or more points

Nicki Ekhomu (26p/8r/6a), Florida State, 2/10/19
 Tori Jankoska (2:44, 1st quarter) at Michigan State, 12/20/16
 Chloe Jackson (0:05 left), Baylor, 4/7/19 (Tampa)
 Destiny Pitts, Minnesota, 12/4/19
 Kiara Lewis (42:17), at Syracuse, 1/5/20
 at Duke, 1/16/20 (ND led by 13, 21-8, 5:27 left in 2nd quarter. Duke won 50-47)
 See 15
 21 vs Louisville (50-29), 1/30/20
 36 vs Louisville (86-50 at 2:45 in 4th Q), 1/30/20

NOTRE DAME HIGHS

Notre Dame - Game Highs

POINTS	94	DePaul (12/11/2019)
	84	Loyola Maryland (11/08/2019)
	76	Miami (FL) (01/19/2020)
	76	at Michigan (11/23/2019)
	75	at Wake Forest (02/06/2020)
FIELD GOALS MADE	39	DePaul (12/11/2019)
	33	Loyola Maryland (11/08/2019)
FIELD GOAL ATTEMPTS	71	at Syracuse (01/05/2020)
	70	Tennessee (11/11/2019)
FIELD GOAL PERCENTAGE	.574 (39-68)	DePaul (12/11/2019)
	.500 (30-60)	Miami (FL) (01/19/2020)
	.500 (28-56)	at Michigan (11/23/2019)
3 PT FG MADE	9	Pittsburgh (02/09/2020)
	7	Miami (FL) (01/19/2020)
	7	Tennessee (11/11/2019)
3 PT FG ATTEMPTS	25	at UConn (12/08/2019)
	25	Tennessee (11/11/2019)
3 PT FG PERCENTAGE	.700 (7-10)	Miami (FL) (01/19/2020)
	.500 (4-8)	DePaul (12/11/2019)
FREE THROWS MADE	20	at Fordham (11/05/2019)
	19	at Virginia (01/26/2020)
FREE THROW ATTEMPTS	33	at Fordham (11/05/2019)
	31	Michigan St. (11/14/2019)
FREE THROW PERCENTAGE	1.000 (10-10)	Boston College (01/09/2020)
	.909 (10-11)	Minnesota (12/04/2019)
REBOUNDS	55	at Syracuse (01/05/2020)
	50	Pittsburgh (02/09/2020)
	50	Loyola Maryland (11/08/2019)
ASSISTS	24	DePaul (12/11/2019)
	23	Miami (FL) (01/19/2020)
STEALS	17	at Michigan (11/23/2019)
	15	at Duke (01/16/2020)
BLOCKED SHOTS	8	Michigan St. (11/14/2019)
	7	at Virginia (01/26/2020)
	7	at Syracuse (01/05/2020)
	7	at Pittsburgh (01/02/2020)
	7	Loyola Maryland (11/08/2019)
TURNOVERS	27	DePaul (12/11/2019)
	26	at Duke (01/16/2020)
FOULS	26	at Michigan (11/23/2019)
	22	Tennessee (11/11/2019)

OPPONENT HIGHS

Opponent - Game Highs

POINTS	105	DePaul (12/11/2019)
	90	at Virginia (01/26/2020)
	90	NC State (01/12/2020)
	86	Louisville (01/30/2020)
	81	at UConn (12/08/2019)
FIELD GOALS MADE	43	DePaul (12/11/2019)
	34	Louisville (01/30/2020)
	34	at Virginia (01/26/2020)
	34	NC State (01/12/2020)
FIELD GOAL ATTEMPTS	84	DePaul (12/11/2019)
	78	at Syracuse (01/05/2020)
FIELD GOAL PERCENTAGE	.567 (34-60)	NC State (01/12/2020)
	.540 (34-63)	Louisville (01/30/2020)
3 PT FG MADE	16	DePaul (12/11/2019)
	12	Minnesota (12/04/2019)
3 PT FG ATTEMPTS	41	vs South Fla. (N) (11/30/2019)
	38	at Fordham (11/05/2019)
3 PT FG PERCENTAGE	.552 (16-29)	DePaul (12/11/2019)
	.500 (9-18)	Clemson (12/29/2019)
FREE THROWS MADE	22	at Wake Forest (02/06/2020)
	21	at Michigan (11/23/2019)
FREE THROW ATTEMPTS	36	at Michigan (11/23/2019)
	27	at Wake Forest (02/06/2020)
FREE THROW PERCENTAGE	1.000 (5-5)	Miami (FL) (01/19/2020)
	.875 (14-16)	Michigan St. (11/14/2019)
REBOUNDS	55	at Syracuse (01/05/2020)
	55	Tennessee (11/11/2019)
ASSISTS	25	Louisville (01/30/2020)
	25	at Virginia (01/26/2020)
STEALS	15	DePaul (12/11/2019)
	13	at Duke (01/16/2020)
BLOCKED SHOTS	12	Tennessee (11/11/2019)
	10	Louisville (01/30/2020)
TURNOVERS	28	Tennessee (11/11/2019)
	25	at Duke (01/16/2020)
FOULS	27	Michigan St. (11/14/2019)
	27	at Fordham (11/05/2019)

NOTRE DAME LOWS

Notre Dame - Game Lows

POINTS	47	at Duke (01/16/2020)
	54	Louisville (01/30/2020)
	54	Toledo (11/20/2019)
	55	Clemson (12/29/2019)
	56	NC State (01/12/2020)
FIELD GOALS MADE	18	Louisville (01/30/2020)
	18	at Virginia (01/26/2020)
	18	at Duke (01/16/2020)
FIELD GOAL ATTEMPTS	45	at Georgia Tech (02/02/2020)
	49	vs FGCU (N) (11/28/2019)
FIELD GOAL PERCENTAGE	.281 (18-64)	at Duke (01/16/2020)
	.295 (18-61)	Louisville (01/30/2020)
3 PT FG MADE	0	at Georgia Tech (02/02/2020)
	1	at Pittsburgh (01/02/2020)
	1	Minnesota (12/04/2019)
	1	vs South Dakota St. (N) (11/29/2019)
	1	Toledo (11/20/2019)
	1	Loyola Maryland (11/08/2019)
3 PT FG ATTEMPTS	7	at Georgia Tech (02/02/2020)
	8	at Pittsburgh (01/02/2020)
	8	DePaul (12/11/2019)
	8	Minnesota (12/04/2019)
	8	Michigan St. (11/14/2019)
3 PT FG PERCENTAGE	.000 (0-7)	at Georgia Tech (02/02/2020)
	.059 (1-17)	vs South Dakota St. (N) (11/29/2019)
FREE THROWS MADE	5	at UConn (12/08/2019)
	6	at Duke (01/16/2020)
FREE THROW ATTEMPTS	7	at Duke (01/16/2020)
	9	at UConn (12/08/2019)
FREE THROW PERCENTAGE	.500 (11-22)	vs South Fla. (N) (11/30/2019)
	.524 (11-21)	at Syracuse (01/05/2020)
REBOUNDS	24	at Michigan (11/23/2019)
	25	vs South Dakota St. (N) (11/29/2019)
ASSISTS	8	vs South Dakota St. (N) (11/29/2019)
	8	Toledo (11/20/2019)
STEALS	2	Minnesota (12/04/2019)
	3	Pittsburgh (02/09/2020)
	3	Boston College (01/09/2020)
	3	vs FGCU (N) (11/28/2019)
BLOCKED SHOTS	1	at Wake Forest (02/06/2020)
	1	Tennessee (11/11/2019)
TURNOVERS	10	vs South Dakota St. (N) (11/29/2019)
	11	at Wake Forest (02/06/2020)
FOULS	9	at Fordham (11/05/2019)
	10	Miami (FL) (01/19/2020)

OPPONENT LOWS

Opponent - Game Lows

POINTS	50	at Duke (01/16/2020)
	51	at Georgia Tech (02/02/2020)
	51	vs South Fla. (N) (11/30/2019)
	51	Toledo (11/20/2019)
	52	Pittsburgh (02/09/2020)
	52	at Pittsburgh (01/02/2020)
FIELD GOALS MADE	16	at Pittsburgh (01/02/2020)
	18	Pittsburgh (02/09/2020)
FIELD GOAL ATTEMPTS	53	at Wake Forest (02/06/2020)
	53	Tennessee (11/11/2019)
FIELD GOAL PERCENTAGE	.254 (16-63)	at Pittsburgh (01/02/2020)
	.257 (18-70)	Pittsburgh (02/09/2020)
3 PT FG MADE	2	at Georgia Tech (02/02/2020)
	3	Pittsburgh (02/09/2020)
	3	at Pittsburgh (01/02/2020)
3 PT FG ATTEMPTS	14	at Wake Forest (02/06/2020)
	16	at Georgia Tech (02/02/2020)
	16	at Virginia (01/26/2020)
3 PT FG PERCENTAGE	.107 (3-28)	Pittsburgh (02/09/2020)
	.125 (2-16)	at Georgia Tech (02/02/2020)
FREE THROWS MADE	1	at Fordham (11/05/2019)
	3	DePaul (12/11/2019)
	3	vs South Fla. (N) (11/30/2019)
FREE THROW ATTEMPTS	2	at Fordham (11/05/2019)
	5	Miami (FL) (01/19/2020)
	5	vs South Fla. (N) (11/30/2019)
	5	Toledo (11/20/2019)
FREE THROW PERCENTAGE	.353 (6-17)	at Duke (01/16/2020)
	.400 (6-15)	vs FGCU (N) (11/28/2019)
REBOUNDS	33	Miami (FL) (01/19/2020)
	34	vs FGCU (N) (11/28/2019)
ASSISTS	9	at Duke (01/16/2020)
	10	Miami (FL) (01/19/2020)
STEALS	3	at Wake Forest (02/06/2020)
	3	vs South Fla. (N) (11/30/2019)
BLOCKED SHOTS	1	Pittsburgh (02/09/2020)
	2	at Duke (01/16/2020)
	2	NC State (01/12/2020)
	2	DePaul (12/11/2019)
	2	Loyola Maryland (11/08/2019)
TURNOVERS	9	Minnesota (12/04/2019)
	10	vs FGCU (N) (11/28/2019)
FOULS	9	at UConn (12/08/2019)
	11	at Duke (01/16/2020)

NOTRE DAME INDIVIDUAL HIGHS

Notre Dame - Individual Game Highs

POINTS	31		Sam Brunelle vs DePaul (12/11/2019)
	27		Destinee Walker at Michigan (11/23/2019)
	25		Sam Brunelle vs Miami (FL) (01/19/2020)
	25		Katlyn Gilbert vs NC State (01/12/2020)
	25		Destinee Walker at Syracuse (01/05/2020)
FIELD GOALS MADE	13		Sam Brunelle vs DePaul (12/11/2019)
	12		Katlyn Gilbert vs NC State (01/12/2020)
FIELD GOAL ATTEMPTS	26		Katlyn Gilbert vs NC State (01/12/2020)
	20		Katlyn Gilbert vs Pittsburgh (02/09/2020)
	20		Sam Brunelle at Duke (01/16/2020)
FIELD GOAL PERCENTAGE (min 5 made)	.875	(7-8)	Mikayla Vaughn vs Miami (FL) (01/19/2020)
	.875	(7-8)	Mikayla Vaughn at Syracuse (01/05/2020)
3 PT FG MADE	5		Destinee Walker at Michigan (11/23/2019)
	4		Destinee Walker vs Pittsburgh (02/09/2020)
	4		Sam Brunelle at Virginia (01/26/2020)
	4		Destinee Walker vs Miami (FL) (01/19/2020)
	4		Sam Brunelle at Duke (01/16/2020)
	4		Destinee Walker at Syracuse (01/05/2020)
3 PT FG ATTEMPTS	12		Sam Brunelle at Virginia (01/26/2020)
	11		Sam Brunelle at Duke (01/16/2020)
	11		Sam Brunelle vs Tennessee (11/11/2019)
3 PT FG PERCENTAGE (min 2 made)	.800	(4-5)	Destinee Walker vs Miami (FL) (01/19/2020)
	.667	(2-3)	Destinee Walker vs DePaul (12/11/2019)
FREE THROWS MADE	8		Katlyn Gilbert vs Louisville (01/30/2020)
	7		Destinee Walker at Wake Forest (02/06/2020)
	7		Destinee Walker at Georgia Tech (02/02/2020)
FREE THROW ATTEMPTS	10		Destinee Walker at Virginia (01/26/2020)
	10		Sam Brunelle vs Toledo (11/20/2019)
FREE THROW PERCENTAGE (min 3 made)	1.000	(8-8)	Katlyn Gilbert vs Louisville (01/30/2020)
	1.000	(6-6)	Destinee Walker vs Boston College (01/09/2020)
	1.000	(4-4)	Sam Brunelle vs Pittsburgh (02/09/2020)
	1.000	(4-4)	Katlyn Gilbert at Virginia (01/26/2020)
	1.000	(4-4)	Destinee Walker vs Minnesota (12/04/2019)
	1.000	(4-4)	Sam Brunelle vs South Dakota St. (N) (11/29/2019)
	1.000	(4-4)	Sam Brunelle at Fordham (11/05/2019)
	1.000	(3-3)	Sam Brunelle at Georgia Tech (02/02/2020)
	1.000	(3-3)	Marta Sniezek at UConn (12/08/2019)
	1.000	(3-3)	Marta Sniezek vs Tennessee (11/11/2019)
REBOUNDS	15		Anaya Peoples vs DePaul (12/11/2019)
	14		Anaya Peoples vs Minnesota (12/04/2019)
ASSISTS	12		Marta Sniezek vs DePaul (12/11/2019)
	10		Marta Sniezek at Syracuse (01/05/2020)
STEALS	6		Katlyn Gilbert at Duke (01/16/2020)
	6		Marta Sniezek at Syracuse (01/05/2020)
BLOCKED SHOTS	4		Sam Brunelle at Pittsburgh (01/02/2020)
	3		Sam Brunelle at Virginia (01/26/2020)
	3		Mikayla Vaughn vs Boston College (01/09/2020)
	3		Mikayla Vaughn at Syracuse (01/05/2020)
	3		Sam Brunelle vs Toledo (11/20/2019)
	3		Sam Brunelle vs Michigan St. (11/14/2019)
TURNOVERS	8		Sam Brunelle at Duke (01/16/2020)
	8		Katlyn Gilbert vs Michigan St. (11/14/2019)

OPPONENT INDIVIDUAL HIGHS

Opponent - Individual Game Highs

POINTS	33		Rennia Davis vs Tennessee (11/11/2019)
	29		Sonya Morris vs DePaul (12/11/2019)
	28		Kiara Lewis at Syracuse (01/05/2020)
	28		Nia Clouden vs Michigan St. (11/14/2019)
	26		Megan Walker at UConn (12/08/2019)
FIELD GOALS MADE	12		Sonya Morris vs DePaul (12/11/2019)
	12		Rennia Davis vs Tennessee (11/11/2019)
FIELD GOAL ATTEMPTS	25		Sonya Morris vs DePaul (12/11/2019)
	22		Bre Cavanaugh at Fordham (11/05/2019)
FIELD GOAL PERCENTAGE (min 5 made)	.875	(7-8)	Amber Brown vs Pittsburgh (02/09/2020)
	.857	(6-7)	Kayla Jones vs NC State (01/12/2020)
	.857	(6-7)	Pahton Burckhard vs South Dakota St. (N) (11/29/2019)
3 PT FG MADE	8		Kendall Spray vs Clemson (12/29/2019)
	6		Gadiva Hubbard vs Minnesota (12/04/2019)
3 PT FG ATTEMPTS	14		Kendall Spray vs Clemson (12/29/2019)
	13		Gadiva Hubbard vs Minnesota (12/04/2019)
	13		Maria Alvarez vs South Fla. (N) (11/30/2019)
3 PT FG PERCENTAGE (min 2 made)	1.000	(4-4)	Dee Bekeja vs DePaul (12/11/2019)
	1.000	(2-2)	Elissa Cunane vs NC State (01/12/2020)
	1.000	(2-2)	Jasmine Brunson vs Minnesota (12/04/2019)
FREE THROWS MADE	13		Kiara Lewis at Syracuse (01/05/2020)
	8		Alex Sharp at Wake Forest (02/06/2020)
	8		Amber Brown at Pittsburgh (01/02/2020)
FREE THROW ATTEMPTS	18		Kiara Lewis at Syracuse (01/05/2020)
	14		Amber Brown at Pittsburgh (01/02/2020)
FREE THROW PERCENTAGE (min 3 made)	1.000	(8-8)	Alex Sharp at Wake Forest (02/06/2020)
	1.000	(6-6)	Nia Clouden vs Michigan St. (11/14/2019)
	1.000	(5-5)	Dana Evans vs Louisville (01/30/2020)
	1.000	(4-4)	Gabbie Green vs Pittsburgh (02/09/2020)
	1.000	(4-4)	Jazmine Jones vs Louisville (01/30/2020)
	1.000	(4-4)	Jocelyn Willoughby at Virginia (01/26/2020)
	1.000	(4-4)	Carole Miller at Virginia (01/26/2020)
	1.000	(4-4)	Emy Hayford at Pittsburgh (01/02/2020)
REBOUNDS	16		Taiye Bello vs Minnesota (12/04/2019)
	16		Naz Hillmon at Michigan (11/23/2019)
ASSISTS	12		Destiny Thomas vs Clemson (12/29/2019)
	10		Kylie Konegay-Lucas at Virginia (01/26/2020)
STEALS	5		Teisha Hyman at Syracuse (01/05/2020)
	5		Amy Dilk at Michigan (11/23/2019)
	5		Kaitlyn Downey at Fordham (11/05/2019)
BLOCKED SHOTS	6		Kylee Shook vs Louisville (01/30/2020)
	5		Taiye Bello vs Minnesota (12/04/2019)
TURNOVERS	8		Jordan Horston vs Tennessee (11/11/2019)
	7		Amy Dilk at Michigan (11/23/2019)
FOULS	5		Francesca Pan at Georgia Tech (02/02/2020)
	5		Rylie Cascio Jensen vs South Dakota St. (N) (11/29/2019)
	5		Kaitlyn Downey at Fordham (11/05/2019)

GAME BY GAME COMPARISON



2019-20 Notre Dame Women's Basketball Team Game-by-Game All games

Page 1/1
as of Feb 09, 2020

Opponent	Date	Score	Total		3-Pointers		Free throws		Rebounds				PF	A	TO	BLK	STL	PTS	AVG	
			FG-FGA	PCT	3FG-FGA	PCT	FT-FTA	PCT	OFF	DEF	TOT	AVG								
at Fordham	11/05/2019	60-55	W	19-52	.365	2-10	.200	20-33	.606	12	30	42	42.0	9	14	21	2	10	60	60.0
Loyola Maryland	11/08/2019	84-60	W	33-68	.485	1-12	.083	17-24	.708	14	36	50	46.0	15	19	19	7	8	84	72.0
Tennessee	11/11/2019	63-74	L	22-70	.314	7-25	.280	12-17	.706	11	17	28	40.0	22	11	12	1	13	63	69.0
Michigan St.	11/14/2019	69-72	L	24-50	.480	3-8	.375	18-31	.581	13	17	30	37.5	18	13	18	8	7	69	69.0
Toledo	11/20/2019	54-51	W	20-58	.345	1-10	.100	13-21	.619	11	29	40	38.0	13	8	14	4	11	54	66.0
at Michigan	11/23/2019	76-72	W	28-56	.500	6-19	.316	14-20	.700	5	19	24	35.7	26	14	17	4	17	76	67.7
vs FGCU	11/28/2019	60-69	L	23-49	.469	3-12	.250	11-17	.647	7	34	41	36.4	17	11	25	2	3	60	66.6
vs South Dakota St.	11/29/2019	59-65	L	21-57	.368	1-17	.059	16-24	.667	5	20	25	35.0	18	8	10	2	9	59	65.6
vs South Fla.	11/30/2019	67-51	W	25-52	.481	6-15	.400	11-22	.500	8	30	38	35.3	13	13	15	3	5	67	65.8
Minnesota	12/04/2019	67-75	L	28-60	.467	1-8	.125	10-11	.909	8	31	39	35.7	13	18	15	5	2	67	65.9
at UConn	12/08/2019	57-81	L	24-65	.369	4-25	.160	5-9	.556	10	22	32	35.4	13	12	16	2	8	57	65.1
DePaul	12/11/2019	94-105	L	39-68	.574	4-8	.500	12-21	.571	15	27	42	35.9	14	24	27	4	10	94	67.5
Clemson	12/29/2019	55-71	L	20-64	.313	2-17	.118	13-18	.722	16	25	41	36.3	15	13	20	2	12	55	66.5
at Pittsburgh	01/02/2020	60-52	W	23-69	.333	1-8	.125	13-18	.722	17	29	46	37.0	20	18	16	7	11	60	66.1
at Syracuse	01/05/2020	63-74	Lot	23-71	.324	6-19	.316	11-21	.524	16	39	55	38.2	19	17	22	7	12	63	65.9
Boston College	01/09/2020	65-75	L	25-64	.391	5-17	.294	10-10	1.000	14	20	34	37.9	17	17	17	5	3	65	65.8
NC State	01/12/2020	56-90	L	23-68	.338	3-22	.136	7-12	.583	15	16	31	37.5	16	9	17	3	12	56	65.2
at Duke	01/16/2020	47-50	L	18-64	.281	5-22	.227	6-7	.857	18	26	44	37.9	16	14	26	5	15	47	64.2
Miami (FL)	01/19/2020	76-53	W	30-60	.500	7-10	.700	9-11	.818	11	31	42	38.1	10	23	16	2	7	76	64.8
at Virginia	01/26/2020	60-90	L	18-56	.321	5-21	.238	19-28	.679	12	23	35	38.0	20	14	22	7	8	60	64.6
Louisville	01/30/2020	54-86	L	18-61	.295	4-17	.235	14-17	.824	12	20	32	37.7	11	11	16	3	5	54	64.1
at Georgia Tech	02/02/2020	59-51	W	21-45	.467	0-7	.000	17-23	.739	4	27	31	37.4	16	13	16	3	8	59	63.9
at Wake Forest	02/06/2020	75-71	W	29-62	.468	4-12	.333	13-18	.722	11	19	30	37.0	20	16	11	1	8	75	64.3
Pittsburgh	02/09/2020	74-52	W	26-62	.419	9-23	.391	13-17	.765	10	40	50	37.6	20	20	18	2	3	74	64.8
Total		1554		580-1451	.400	90-364	.247	304-450	.676	275	627	902	37.6	391	350	426	91	207	1554	64.8
Opponents		1645		614-1594	.385	165-578	.285	252-385	.655	399	655	1054	43.9	433	370	435	117	212	1645	68.5



2019-20 Notre Dame Women's Basketball Opponents Game-by-Game All games

Page 1/1
as of Feb 09, 2020

Opponent	Date	Score	W/L	Total		3-Pointers		Free throws		Rebounds				PF	A	TO	BLK	STL	PTS	AVG
				FG-FGA	PCT	3FG-FGA	PCT	FT-FTA	PCT	OFF	DEF	TOT	AVG							
at Fordham	11/05/2019	60-55	W	23-72	.319	8-38	.211	1-2	.500	16	25	41	41.0	27	14	16	3	10	55	55.0
Loyola Maryland	11/08/2019	84-60	W	24-76	.316	6-24	.250	6-12	.500	17	24	41	41.0	23	15	19	2	12	60	57.5
Tennessee	11/11/2019	63-74	L	25-53	.472	8-19	.421	16-25	.640	15	40	55	45.7	15	18	28	12	5	74	63.0
Michigan St.	11/14/2019	69-72	L	25-62	.403	8-23	.348	14-16	.875	20	19	39	44.0	27	13	20	4	12	72	65.3
Toledo	11/20/2019	54-51	W	21-61	.344	5-25	.200	4-5	.800	12	30	42	43.6	16	11	21	3	7	51	62.4
at Michigan	11/23/2019	76-72	W	22-65	.338	7-21	.333	21-36	.583	27	26	53	45.2	16	12	24	4	8	72	64.0
vs FGCU	11/28/2019	60-69	L	27-71	.380	9-31	.290	6-15	.400	14	20	34	43.6	19	13	10	3	12	69	64.7
vs South Dakota St.	11/29/2019	59-65	L	25-60	.417	4-25	.160	11-18	.611	18	35	53	44.8	21	16	22	6	8	65	64.8
vs South Fla.	11/30/2019	67-51	W	20-72	.278	8-41	.195	3-5	.600	23	23	46	44.9	20	14	18	5	3	51	63.2
Minnesota	12/04/2019	67-75	L	28-72	.389	12-32	.375	7-10	.700	15	23	38	44.2	17	20	9	6	9	75	64.4
at UConn	12/08/2019	57-81	L	30-66	.455	8-23	.348	13-19	.684	16	32	48	44.5	9	18	15	6	5	81	65.9
DePaul	12/11/2019	94-105	L	43-84	.512	16-29	.552	3-6	.500	16	20	36	43.8	21	24	19	2	15	105	69.2
Clemson	12/29/2019	55-71	L	28-69	.406	9-18	.500	6-10	.600	18	29	47	44.1	15	18	21	6	12	71	69.3
at Pittsburgh	01/02/2020	60-52	W	16-63	.254	3-17	.176	17-25	.680	21	32	53	44.7	18	11	21	8	9	52	68.1
at Syracuse	01/05/2020	63-74	Lot	25-78	.321	7-36	.194	17-25	.680	18	37	55	45.4	17	12	17	8	11	74	68.5
Boston College	01/09/2020	65-75	L	29-68	.426	7-17	.412	10-15	.667	20	25	45	45.4	17	17	16	4	9	75	68.9
NC State	01/12/2020	56-90	L	34-60	.567	9-26	.346	13-17	.765	12	32	44	45.3	14	18	19	2	8	90	70.1
at Duke	01/16/2020	47-50	L	20-55	.364	4-17	.235	6-17	.353	13	27	40	45.0	11	9	25	2	13	50	69.0
Miami (FL)	01/19/2020	76-53	W	22-66	.333	4-23	.174	5-5	1.000	13	20	33	44.4	16	10	16	4	8	53	68.2
at Virginia	01/26/2020	60-90	L	34-72	.472	6-16	.375	16-21	.762	16	31	47	44.5	23	25	17	6	10	90	69.3
Louisville	01/30/2020	54-86	L	34-63	.540	7-19	.368	11-16	.688	12	33	45	44.5	17	25	16	10	10	86	70.0
at Georgia Tech	02/02/2020	59-51	W	19-63	.302	2-16	.125	11-20	.550	19	20	39	44.3	20	12	16	6	5	51	69.2
at Wake Forest	02/06/2020	75-71	W	22-53	.415	5-14	.357	22-27	.815	13	24	37	44.0	16	14	17	4	3	71	69.3
Pittsburgh	02/09/2020	74-52	W	18-70	.257	3-28	.107	13-18	.722	15	28	43	43.9	18	11	13	1	8	52	68.5
Total		1645		614-1594	.385	165-578	.285	252-385	.655	399	655	1054	43.9	433	370	435	117	212	1645	68.5
Notre Dame		1554		580-1451	.400	90-364	.247	304-450	.676	275	627	902	37.6	391	350	426	91	207	1554	64.8

GAME 5

TOLEDO, 51

(RV/RV) NOTRE DAME, 54

Nov. 20, 2019
Purcell Pavilion (Notre Dame, Ind.)



Official Basketball Box Score - Final
Toledo at Notre Dame
11/21/19 Purcell Pavilion at the Joyce Center, Notre Dame
2019-20 Women's Basketball
Game Time: 12:00 AM
Game Duration: 1:44
Attendance: 7,269
Officials: Edward Sidasky, Katie Lukanich, Natasha Camy

TOLEDO - 51		Record: 1-2										Shooting By Period										
NO.	Name	Min	FG	3P	FT	Rebounds	Fouls	TP	AS	TO	ST	Blocks	BS	BA	+	1st	2nd	3rd	4th	GM	FT%	
			M/A	M/A	M/A	OR	DR	TOT	PF	FD						FG%	FG%	FG%	FG%	FG%	FT%	
11	Mail Morgan-Elliott	F	20:20	4-7	2-5	0-0	0	0	0	1	0	0	0	0	0	10	0	0	0	0	0	41.2%
23	Tanaya Beacham	F	20:26	2-8	0-0	0-0	3	2	5	3	2	4	0	0	2	0	2	0	0	2	0	50%
3	Mariella Santucci	F	20:39	0-7	0-3	3-4	2	4	6	4	4	3	5	3	2	0	0	0	0	0	0	0%
12	Tayana Davis	G	26:34	4-9	1-5	0-0	2	1	3	2	0	9	1	1	3	0	0	0	0	0	0	22.2%
33	Nakiah Black	G	33:18	5-13	1-5	1-1	0	9	9	3	3	12	1	0	2	0	0	0	1	2	0	25.0%
1	Sara Rokkanen	F	21:11	0-5	0-4	0-0	0	4	4	1	1	0	1	4	0	0	0	0	0	0	0	0%
2	Sophia Ward	F	20:45	2-5	0-0	0-0	2	2	4	1	2	4	1	2	0	0	0	0	0	0	0	38.5%
5	Quinesha Lockett	F	12:24	1-3	1-3	0-0	0	2	2	1	0	3	1	0	0	0	0	0	0	0	0	16.7%
25	Arienne Whitaker	F	16:30	3-4	0-0	0-0	2	5	7	0	1	6	0	2	0	0	0	0	0	0	0	0%
14	Tyra Carlisten-Handberg	F	01:53	0-0	0-0	0-0	0	0	0	0	0	0	0	0	0	0	0	0	0	0	0	0%
Team							1	2			0	5										
Totals			21:61	5:25	4:5	12	30	42	16	13	51	11	21	7	3	4	3					

NOTRE DAME - 54		Record: 3-2										Shooting By Period										
NO.	Name	Min	FG	3P	FT	Rebounds	Fouls	TP	AS	TO	ST	Blocks	BS	BA	+	1st	2nd	3rd	4th	GM	FT%	
			M/A	M/A	M/A	OR	DR	TOT	PF	FD						FG%	FG%	FG%	FG%	FG%	FT%	
33	Sam Brunelle	F	35:57	6-12	1-6	6-10	3	10	13	2	6	19	0	2	2	3	0	0	2	0	0	25.0%
10	Katlyn Gilbert	G	38:44	4-15	0-1	3-4	1	7	8	0	3	11	0	2	3	0	1	5	0	0	0	0%
13	Marta Sniezek	G	33:36	0-0	0-0	2-2	0	1	1	3	1	2	3	4	2	1	0	3	0	0	0	0%
21	Anaya Peoples	G	31:36	3-10	0-0	1-3	2	4	6	5	4	7	1	3	1	0	0	0	0	0	0	33.3%
24	Destinee Walker	G	38:36	6-17	0-3	0-0	2	4	6	1	1	12	2	1	1	0	2	2	0	0	0	20.0%
22	Danielle Cosgrove	F	19:31	1-4	0-0	0-0	2	2	2	0	0	2	1	2	2	0	0	0	0	0	0	0%
2	Kaitlin Cole	F	03:00	0-0	0-0	1-2	1	1	2	1	1	1	0	0	0	0	0	0	0	0	0	0%
Team							2	0	2		0	0										
Totals			20:58	1:10	13:21	11	29	40	13	16	54	8	14	11	4	3	3					

TOL		ND		Points from Turnovers		TOL		ND		Period by Period Scoring						
Biggest lead	9 (2 nd 6:24)	5 (4 th 3:28)	8	16	1st	2nd	3rd	4th	TOT	TOL	ND	1st	2nd	3rd	4th	TOT
Best Scoring Run	9 (1 st 3:34)	9 (4 th 3:28)	Paint	28	24	18	15	11	7	51						
Lead Changes	2	9 (4 th 3:28)	Second Chance	2	7											
Times Tied	0		Fast Breaks	2	6											
Time with Lead	30:14	09:07	Bench	13	3											

GAME 6

(RV) NOTRE DAME, 76

#21/19 MICHIGAN, 72

Nov. 23, 2019
Purcell Pavilion (Ann Arbor, Mich.)



Official Basketball Box Score - Final
Notre Dame at Michigan
11/23/19 Crisler Center, Ann Arbor
2019-20 Women's Basketball
Game Time: 6:00 PM
Game Duration: 1:56
Attendance: 4,008
Officials: Beverly Roberts, Felicia Ginter, Gina Cross

NOTRE DAME - 76		Record: 4-2										Shooting By Period										
NO.	Name	Min	FG	3P	FT	Rebounds	Fouls	TP	AS	TO	ST	Blocks	BS	BA	+	1st	2nd	3rd	4th	GM	FT%	
			M/A	M/A	M/A	OR	DR	TOT	PF	FD						FG%	FG%	FG%	FG%	FG%	FT%	
22	Danielle Cosgrove	F	16:34	2-4	0-1	0-0	0	1	1	5	0	4	1	3	0	1	0	0	0	4	0	41.7%
33	Sam Brunelle	F	38:39	5-11	1-5	1-2	1	3	4	4	3	12	2	2	1	2	0	0	0	4	0	50.0%
10	Katlyn Gilbert	F	29:00	4-11	0-2	4-6	1	5	6	3	5	12	4	2	4	0	0	2	4	0	0	20.0%
13	Marta Sniezek	G	39:00	2-3	0-1	2-2	0	4	4	4	3	6	5	6	5	0	0	0	6	0	0	11.7%
24	Destinee Walker	G	32:34	9-14	5-8	4-6	0	2	2	3	2	7	1	1	4	0	0	0	6	0	0	25.0%
21	Anaya Peoples	F	29:39	5-12	0-2	3-4	2	3	5	3	2	13	1	0	2	1	2	1	2	0	0	35.7%
2	Kaitlin Cole	F	14:34	1-1	0-0	0-0	1	0	1	4	0	2	0	1	1	0	0	0	0	0	0	25.0%
Team							0	1	1		0	2										
Totals			28:56	6:19	14:20	5	19	24	26	16	76	14	17	17	4	4	4					

MICHIGAN - 72		Record: 4-1										Shooting By Period										
NO.	Name	Min	FG	3P	FT	Rebounds	Fouls	TP	AS	TO	ST	Blocks	BS	BA	+	1st	2nd	3rd	4th	GM	FT%	
			M/A	M/A	M/A	OR	DR	TOT	PF	FD						FG%	FG%	FG%	FG%	FG%	FT%	
00	Naz Hillmon	F	35:12	5-11	0-0	7-12	9	7	16	3	9	17	0	4	0	0	0	0	0	0	0	42.9%
5	Kayla Robbins	F	33:05	3-8	0-1	5-9	7	5	12	2	6	11	3	1	1	0	0	0	0	0	0	37.1%
15	Hailey Brown	F	30:26	5-13	4-8	1-2	2	4	6	3	1	15	1	3	1	0	0	0	0	0	0	57.1%
1	Amy Dik	G	40:00	2-11	1-2	6-8	2	3	5	2	6	11	5	7	5	0	0	0	0	0	0	25.0%
14	Akhenrah Johnson	G	25:16	1-6	0-3	2-2	2	2	4	3	2	4	1	5	0	0	0	0	0	0	0	60%
34	Izabel Varejão	G	14:22	3-8	0-2	0-3	2	3	5	3	2	6	0	3	1	1	0	0	0	0	0	25.0%
24	Michelle Sidor	F	19:33	3-8	2-5	0-0	0	1	1	0	0	8	2	1	0	0	0	0	0	0	0	50.0%
23	Danielle Rauch	F	02:06	0-0	0-0	0-0	0	0	0	0	0	0	0	0	0	0	0	0	0	0	0	0%
Team							3	1	4		0	0										
Totals			22:65	7:21	21:36	27	26	53	16	26	72	12	24	8	4	4	4					

N-D		Mich		Points from Turnovers		N-D		Mich		Period by Period Scoring						
Biggest lead	6 (4 th 1:18)	11 (2 nd 6:35)	32	9	1st	2nd	3rd	4th	TOT	N-D	Mich	1st	2nd	3rd	4th	TOT
Best Scoring Run	7 (4 th 5:14)	9 (3 rd 5:20)	Paint	36	26											
Lead Changes	8		Second Chance	8	29											
Times Tied	4		Fast Breaks	13	0											
Time with Lead	08:46	28:34	Bench	15	14											

GAME 7

FLORIDA GULF COAST, 69

(RV) NOTRE DAME, 60

Nov. 28, 2019
Hard Rock Hotel Riviera Maya (Cancun, Mexico)



Official Basketball Box Score - Final
FGCU at Notre Dame
11/28/19 Hard Rock Hotel, Cancun
2019-20 Women's Basketball
Game Time: 6:30 PM
Game Duration: 1:44
Attendance: 235
Officials: Timothy Bryant, Chris Scaueda, Jess Fortner

FGCU - 69		Record: 6-1										Shooting By Period										
NO.	Name	Min	FG	3P	FT	Rebounds	Fouls	TP	AS	TO	ST	Blocks	BS	BA	+	1st	2nd	3rd	4th	GM	FT%	
			M/A	M/A	M/A	OR	DR	TOT	PF	FD						FG%	FG%	FG%	FG%	FG%	FT%	
42	Tylonia Adlerly	F	30:29	7-11	0-1	2-6	11	3	14	3	6	16	4	2	1	0	0	5	0	0	0	22.2%
0	David Wingate	G	29:30	8-16	2-6	1-2	0	2	2	1	19	1	1	0	0	0	0	0	2	0	0	40%
2	Alyssa Blair	G	31:48	0-3	0-3	0-0	0	1	1	3	0	0	1	2	4	1	0	5	0	0	0	0%
3	Keri Jewett-Giles	G	36:28	5-19	2-7	0-1	2	3	5	3	2	12	5	4	4	0	1	8	0	0	0	25.0%
31	Nasrin Uleil	G																				

9

#21/20 SOUTH FLORIDA, 51 (RV/RV) NOTRE DAME, 67

Nov. 30, 2019 Hard Rock Hotel Riviera Maya (Cancun, Mexico)



Official Basketball Box Score - Final South Fla. at Notre Dame

Game Time: 4:00 PM Game Duration: 1:41 Attendance: 174

Officials:

Box score for South Fla. vs Notre Dame. Columns include NO., Name, Min, FG, 3P, FT, Rebounds, Fouls, TP, AS, TO, ST, Blocks, +/-.

Shooting By Period and Technical Fouls for South Fla. vs Notre Dame.

Box score for Notre Dame vs South Fla. Columns include NO., Name, Min, FG, 3P, FT, Rebounds, Fouls, TP, AS, TO, ST, Blocks, +/-.

Shooting By Period and Technical Fouls for Notre Dame vs South Fla.

Summary statistics for South Fla. vs Notre Dame including USF, UND, Points from Turnovers, and Period by Period Scoring.

GAME 10

(RV/RV) MINNESOTA, 75 (RV/RV) NOTRE DAME, 67

Dec. 4, 2019 Purcell Pavilion (Notre Dame, Ind.)



Official Basketball Box Score - Final Minnesota at Notre Dame

Game Time: 1:00 AM Game Duration: 1:40 Attendance: 7,093

Officials: Maj Forsberg, Eric Brewton, Rod Crech

Box score for Minnesota vs Notre Dame. Columns include NO., Name, Min, FG, 3P, FT, Rebounds, Fouls, TP, AS, TO, ST, Blocks, +/-.

Shooting By Period and Technical Fouls for Minnesota vs Notre Dame.

Box score for Notre Dame vs Minnesota. Columns include NO., Name, Min, FG, 3P, FT, Rebounds, Fouls, TP, AS, TO, ST, Blocks, +/-.

Shooting By Period and Technical Fouls for Notre Dame vs Minnesota.

Summary statistics for Minnesota vs Notre Dame including MINN, ND, Points from Turnovers, and Period by Period Scoring.

(RV/RV) NOTRE DAME, 57 #4/4 UCONN, 81

Dec. 8, 2019 Gampel Pavilion (Storrs, Conn.)



Official Basketball Box Score - Final Notre Dame at UConn

Game Time: 8:00 PM Game Duration: 1:40 Attendance: 10,167

Officials: Joseph Vaszly, Karen Presto, Pulant Spruck

Box score for Notre Dame vs UConn. Columns include NO., Name, Min, FG, 3P, FT, Rebounds, Fouls, TP, AS, TO, ST, Blocks, +/-.

Shooting By Period and Technical Fouls for Notre Dame vs UConn.

Box score for UConn vs Notre Dame. Columns include NO., Name, Min, FG, 3P, FT, Rebounds, Fouls, TP, AS, TO, ST, Blocks, +/-.

Shooting By Period and Technical Fouls for UConn vs Notre Dame.

Summary statistics for Notre Dame vs UConn including ND, UConn, Points from Turnovers, and Period by Period Scoring.

#16/16 DEPAUL, 105 NOTRE DAME, 94

Dec. 11, 2019 Purcell Pavilion (Notre Dame, Ind.)



Official Basketball Box Score - Final DePaul at Notre Dame

Game Time: 11:30 PM Game Duration: 1:53 Attendance: 7,148

Officials: Dee Kantner, Denise Brooks, Thomas Danaher

Box score for DePaul vs Notre Dame. Columns include NO., Name, Min, FG, 3P, FT, Rebounds, Fouls, TP, AS, TO, ST, Blocks, +/-.

Shooting By Period and Technical Fouls for DePaul vs Notre Dame.

Box score for Notre Dame vs DePaul. Columns include NO., Name, Min, FG, 3P, FT, Rebounds, Fouls, TP, AS, TO, ST, Blocks, +/-.

Shooting By Period and Technical Fouls for Notre Dame vs DePaul.

Summary statistics for DePaul vs Notre Dame including DEP, UND, Points from Turnovers, and Period by Period Scoring.

GAME 13
CLEMSON, 71
NOTRE DAME, 55
Dec. 29, 2019
Purcell Pavilion (Notre Dame, Ind.)

Official Basketball Box Score - Final
Clemson at Notre Dame
12/29/19 Purcell Pavilion at the Joyce Center, Notre Dame
2019-20 Women's Basketball
Game Time: 4:00 PM
Game Duration: 1:47
Attendance: 8,569
NCAA
Officials: Joe Vaszily, Eric Brawton, Paulani Spurlock

NO. Name	Min	FG		3P		FT		Rebounds		Fouls		TP	AS	TO	ST	Blocks		+/-
		M-A	M-A	M-A	M-A	OR	DR	OR	DR	PF	FD					BS	BA	
5 Amari Robinson	F 28:30	2-12	0-1	2-2	2	2	4	2	5	6	1	3	3	0	1	8		
44 Kobi Thornton	F 30:13	11-19	0-0	1-3	1	5	6	2	4	23	0	4	2	0	0	22		
12 Hannah Hank	C 17:03	2-5	0-0	0-0	2	1	3	4	1	4	1	0	0	1	0	5		
1 Deshlyn Thomas	G 33:05	1-4	1-1	1-2	3	3	5	1	2	4	12	4	2	0	0	15		
3 Kendall Spray	G 35:41	8-16	8-14	0-0	2	2	0	2	0	1	24	1	2	2	0	0	14	
35 Nique Cherry	14:22	2-6	0-0	2-3	6	5	11	2	2	6	0	3	1	0	0	2		
55 Tyler Bennett	17:25	2-4	0-0	0-0	3	4	7	2	0	4	0	2	0	4	0	3		
32 Chyna Cotton	01:07	0-0	0-0	0-0	0	1	1	0	0	0	2	0	0	0	0	0	-3	
2 Kaylee Sticker	06:16	0-2	0-0	0-0	0	0	0	0	0	0	2	0	1	0	0	0	5	
31 Shania Meertens	11:33	0-1	0-0	0-0	1	1	2	1	0	0	1	1	0	0	0	0	4	
24 Mikayla Hayes	03:07	0-0	0-0	0-0	0	0	0	0	0	0	0	0	0	0	0	1	0	3
11 Isis Lopes	01:03	0-0	0-0	0-0	0	1	1	0	0	0	0	0	0	0	0	0	0	2
22 Danae McNeal	00:35	0-0	0-0	0-0	0	0	0	0	0	0	0	1	1	0	0	0	0	2
Team					4	5				0	1							
Totals		28-69	9-18	6-10	18	29	47	15	15	71	18	21	12	6	2	16		

Record: 5-8 (1-1)
Shooting By Period
1st FG% 4-19 21.1%
3PT% 2-6 33.3%
FT% 2-3 66.7%
2nd FG% 8-18 44.4%
3PT% 4-5 80.0%
FT% 3-4 75%
3rd FG% 8-16 50.0%
3PT% 3-6 50.0%
FT% 1-2 50%
4th FG% 8-16 50.0%
FT% 0-1 0.0%
GM FG% 28-69 40.6%
3PT% 9-18 50.0%
FT% 6-10 60.0%Dead Ball Rebounds: 2, 0

Technical Fouls: NONE

Notre Dame - 55
Record: 5-8 (0-1)
Shooting By Period
1st FG% 4-17 23.5%
3PT% 0-3 0.0%
FT% 3-4 75%
2nd FG% 3-14 21.4%
3PT% 0-5 0.0%
FT% 0-0 0%
3rd FG% 5-14 35.7%
3PT% 0-3 0.0%
FT% 4-4 100%
4th FG% 8-19 42.1%
3PT% 2-6 33.3%
FT% 6-10 60%
GM FG% 20-64 31.3%
3PT% 2-17 11.8%
FT% 13-18 72.2%
Dead Ball Rebounds: 4, 2

Technical Fouls: NONE

Biggest lead	CLE		Points from Turnovers	Period by Period Scoring			
	UND	UND		1st	2nd	3rd	4th
Best Scoring Run	28 (3rd 3:34)	2 (1st 9:40)	20	16	16	16	16
Lead Changes	5	5	15	10	7	10	7
Times Tied	3	3	10	7	10	7	10
Time with Lead	35:27	01:11	10	2	11	6	14

GAME 14
NOTRE DAME, 60
PITT, 52
Jan. 2, 2020
Petersen Events Center (Pittsburgh, Penn.)

Official Basketball Box Score - Final
Notre Dame at Pittsburgh
01/03/20 Petersen Events Center, Pittsburgh, Pa.
2019-20 Women's Basketball
Game Time: 12:00 AM
Game Duration: 1:53
Attendance: 1,368
NCAA
Officials: Bryan Brunette, Tiana Cross, Kevin Dillard

NO. Name	Min	FG		3P		FT		Rebounds		Fouls		TP	AS	TO	ST	Blocks		+/-
		M-A	M-A	M-A	M-A	OR	DR	OR	DR	PF	FD					BS	BA	
33 Sam Brunelle	F 31:38	4-11	0-3	0-0	0	5	5	1	2	8	2	6	0	4	0	3		
30 Mikayla Vaughn	G 29:32	8-19	0-0	1-1	6	3	9	4	1	17	3	1	2	2	11			
10 Katlyn Gilbert	G 33:36	3-11	0-1	2-2	1	5	6	2	1	8	4	2	2	0	1	3		
13 Marta Sniezek	G 35:27	0-5	0-0	1-2	0	0	0	2	3	1	4	2	1	0	1	10		
21 Anya Peoples	G 29:37	3-10	0-0	4-7	5	6	11	4	4	10	2	3	3	1	3	-5		
24 Destinee Walker	29:23	5-11	1-4	5-6	1	4	5	2	7	16	1	0	3	0	1	20		
2 Kaitlin Cole	07:38	0-1	0-0	0-0	0	0	0	0	0	0	0	0	0	0	0	0	0	0
22 Danielle Cosgrove	03:49	0-1	0-0	0-0	0	1	1	2	0	0	1	0	0	0	0	0	-2	
Team					4	5	9			0	2							
Totals		29-69	1-8	13-18	17	29	46	20	18	60	18	16	11	7	8	8		

Record: 6-8 (1-1)
Shooting By Period
1st FG% 4-18 22.2%
3PT% 0-2 0.0%
FT% 0-0 0%
2nd FG% 8-23 34.8%
3PT% 0-2 0.0%
FT% 6-7 85.7%
3rd FG% 6-14 42.9%
3PT% 1-1 100.0%
FT% 3-3 100%
4th FG% 5-14 35.7%
3PT% 0-3 0.0%
FT% 4-8 50%
GM FG% 23-69 33.3%
3PT% 1-8 12.5%
FT% 13-18 72.2%
Dead Ball Rebounds: 2, 0

Technical Fouls: NONE

Pittsburgh - 52
Record: 3-10 (0-2)
Shooting By Period
1st FG% 4-17 23.5%
3PT% 0-3 0.0%
FT% 3-4 75%
2nd FG% 3-14 21.4%
3PT% 0-5 0.0%
FT% 0-0 0%
3rd FG% 5-14 35.7%
3PT% 0-3 0.0%
FT% 4-4 100%
4th FG% 8-19 42.1%
3PT% 2-6 33.3%
FT% 6-10 60%
GM FG% 20-64 31.3%
3PT% 2-17 11.8%
FT% 13-18 72.2%
Dead Ball Rebounds: 4, 2

Technical Fouls: NONE

Biggest lead	UND		Points from Turnovers	Period by Period Scoring			
	PIT	PIT		1st	2nd	3rd	4th
Best Scoring Run	17 (3rd 6:54)	4 (1st 4:51)	18	9	11	21	9
Lead Changes	4	4	15	10	14	14	6
Times Tied	5	5	14	9	16	14	6
Time with Lead	28:21	08:02	16	23	11	21	16

GAME 15
NOTRE DAME, 63
SYRACUSE, 74 (OT)
Jan. 5, 2019
Carrier Dome (Syracuse, N.Y.)

Official Basketball Box Score - Final
Notre Dame at Syracuse
01/05/20 Carrier Dome, Syracuse
2019-20 Women's Basketball
Game Time: 9:00 PM
Game Duration: 2:07
Attendance: 4,306
NCAA
Officials: Denise Brooks, Edward Sidasky, Jules Gallen

NO. Name	Min	FG		3P		FT		Rebounds		Fouls		TP	AS	TO	ST	Blocks		+/-
		M-A	M-A	M-A	M-A	OR	DR	OR	DR	PF	FD					BS	BA	
33 Sam Brunelle	F 42:11	5-16	2-5	0-2	3	4	7	2	1	12	1	3	1	1	0	-14		
30 Mikayla Vaughn	C 27:58	7-8	0-0	2-3	5	6	11	5	2	16	0	1	0	3	0	8		
10 Katlyn Gilbert	G 26:29	3-15	0-2	0-0	0	2	2	3	6	1	3	1	0	1	1	-7		
13 Marta Sniezek	G 41:41	0-6	0-2	0-0	0	5	5	2	3	10	10	7	1	0	2	-10		
24 Destinee Walker	G 37:35	8-17	4-9	5-8	0	6	6	5	4	25	3	1	1	1	0	-10		
21 Anya Peoples	38:27	0-7	0-1	4-8	1	5	4	2	6	2	6	2	2	4	-4			
22 Danielle Cosgrove	09:07	0-2	0-0	0-0	0	0	0	0	0	0	0	0	1	0	1	0	-6	
2 Kaitlin Cole	01:32	0-0	0-0	0-0	0	1	1	0	0	0	0	0	0	0	0	0	-2	
Team					3	9	12			0	0							
Totals		23-71	6-19	11-21	16	39	55	19	17	63	17	22	12	7	8	-11		

Record: 6-9 (1-2)
Shooting By Period
1st FG% 6-18 33.3%
3PT% 2-5 40.0%
FT% 2-2 100%
2nd FG% 6-19 31.6%
3PT% 1-4 25.0%
FT% 2-3 66.7%
3rd FG% 6-12 50.0%
3PT% 2-2 100.0%
FT% 4-10 40%
4th FG% 4-16 25.0%
3PT% 1-7 14.3%
FT% 2-4 50%
OTFG% 1-6 16.7%
3PT% 0-1 0.0%
FT% 1-2 50%
GM FG% 23-71 32.4%
3PT% 6-19 31.6%
FT% 11-21 52.4%
Dead Ball Rebounds: 5, 0

Technical Fouls: NONE

Syracuse - 74
Record: 8-6 (2-1)
Shooting By Period
1st FG% 7-23 30.4%
3PT% 3-12 25.0%
FT% 3-4 75%
2nd FG% 2-16 12.5%
3PT% 2-9 22.2%
FT% 5-7 71.4%
3rd FG% 5-19 26.3%
3PT% 0-8 0.0%
FT% 0-2 0%
4th FG% 6-11 54.5%
3PT% 2-6 33.3%
FT% 5-6 83.3%
OTFG% 5-9 55.6%
3PT% 0-1 0.0%
FT% 4-6 66.7%
GM FG% 25-78 32.1%
3PT% 7-36 19.4%
FT% 17-25 68.0%
Dead Ball Rebounds: 4, 0

Technical Fouls: NONE

Biggest lead	UND		Points from Turnovers	Period by Period Scoring			
	SYR	SYR		1st	2nd	3rd	4th
Best Scoring Run	10 (4th 9:50)	11 (1st OT 1:53)	24	30	30	30	30
Lead Changes	7 (2nd 7:09)	15 (1st OT 1:53)	15	24	24	15	24
Times Tied	5	5	18	13	13	13	13
Time with Lead	18:50	22:43	4	4	11	10	14

GAME 16
BOSTON COLLEGE, 75
NOTRE DAME, 65
Jan. 9, 2019
Purcell Pavilion (Notre Dame, Ind.)

Official Basketball Box Score - Final
Boston College at Notre Dame
01/10/20 Purcell Pavilion at the Joyce Center, Notre Dame
2019-20 Women's Basketball
Game Time: 12:00 AM
Game Duration: 1:52
Attendance: 7,437
NCAA
Officials: Mark Hardcastle, Talisa Green, Saf Esho

NO. Name	Min	FG		3P		FT		Rebounds		Fouls		TP	AS	TO	ST	Blocks		+/-
		M-A	M-A	M-A	M-A	OR	DR	OR	DR	PF	FD					BS	BA	
11 Emma Guy	F 32:08	5-11	0-0	1-2	5	7	12	2	1	11	1	5	1	2	1	9		
13 Taylor Soule	F 29:06	6-9	0-0	7-10	6	6	12	2	7	19	3	2	0	1	0	4		
1 Cameron Swartz	G 31:46	5-14	2-6	2-3	2	1	3	1	6	14	2	1	1	0	1	8		
10 Makayla Dickens	G 34:10	3-12	3-8	0-0	1	2	3	2	4	9	3	0	3	0	1	5		
14 Marnelle Garraud	G 33:53	3-8	2-3	0-0	0	2	2	1	8	4	4	3	3	0	1	14		
5 Georgia Pineau	21:02	5-11	0-0	0-0	2	2	3	0	10	2	1	1	0	1	2			
23 Milan Bolden-Morris	05:02	1-1	0-0	0-0	1	1	0	0	0	2	0	0	0	0	0	3		
4 Taylor Ortlepp	02:41	0-0	0-0	0-0	0	0	0	0	0	0	0	0	0	0	0	0	-2	
3 Jaelyn Batts	10:12	1-2	0-0	0-0	2	3	5	3	2	2	1	0	1	0	1	7		
Team					4	1	5			0	3							
Totals		29-68	7-17	10-15	20	25	45	17	17	75	17	16	9	4	5	10		

GAME 17 #9/8 NC STATE, 90
NOTRE DAME, 56

Jan. 12, 2020
Purcell Pavilion (Notre Dame, Ind.)

Official Basketball Box Score - Final
NC State at Notre Dame
01/12/20 Purcell Pavilion at the Joyce Center, Notre Dame
2019-20 Women's Basketball
Game Time: 9:00 PM
Game Duration: 1:43
Attendance: 7,861
Officials: Joseph Vaszily, Rod Creech, Fatou Gasoko-Stephens

NO.	Name	Min	FG			FT			Rebounds		Fouls		TP	AS	TO	ST	Blocks		+/-
			M/A	3P/A	M/A	OR	DR	TOT	PF	FD	BS	BA							
25	Kayla Jones	F	21:57	6-7	1-2	2-2	2	1	3	2	1	15	4	1	2	0	0	0	30
33	Elissa Cunane	C	24:36	8-10	2-2	4-5	3	7	10	1	6	22	2	5	0	0	0	30	
1	Aishlin Krong	G	23:59	2-5	1-7	0-0	0	5	5	1	0	5	5	0	0	0	0	31	
3	Kaii Crutchfield	G	25:08	5-6	0-0	0	1	3	4	1	0	13	1	0	0	0	0	1	30
11	Jakia Brown-Turner	G	25:13	2-5	1-4	0-0	2	2	4	0	5	2	1	1	0	0	0	19	
5	Jada Boyd	F	20:49	7-11	0-1	2-4	2	4	6	3	3	16	1	1	2	1	2	5	
2	Kaila Ealey	F	16:47	0-0	0-0	1-2	0	6	6	1	1	3	2	2	2	2	0	18	
24	Erika Cassell	07:56	0-0	0-0	0-0	0	1	1	1	0	0	0	0	1	0	0	1	1	
23	Grace Hunter	11:56	2-5	1-2	2-2	3	2	5	0	2	7	0	1	0	0	0	0	-1	
41	Camille Hobby	07:28	2-3	0-1	0-0	1	0	1	0	0	4	1	1	1	0	0	0	3	
15	Kendal Moore	05:03	0-2	0-0	2-2	0	0	0	0	0	1	2	0	0	0	0	0	3	
40	Katie Wadsworth	03:08	0-3	0-3	0-0	0	0	0	0	0	0	0	0	0	0	0	0	1	
Team						0	1	1			0	1							
Totals			34-60	9-26	13-17	12	32	44	14	16	90	18	19	8	2	3	34		

Record: 15-1 (4-1) Technical Fouls: NONE

Shooting By Period
1st FG% 8-14 57.1%
3PT% 2-7 28.6%
FT% 4-5 80%
2nd FG% 8-12 66.7%
3PT% 1-4 25.0%
FT% 0-2 0%
3rd FG% 10-16 62.5%
3PT% 5-9 55.6%
FT% 5-6 83.3%
4th FG% 8-18 44.4%
3PT% 1-6 16.7%
FT% 4-4 100%
GM FG% 34-60 56.7%
3PT% 9-26 34.6%
FT% 13-17 76.5%

Dead Ball Rebounds: 2, 0

Notre Dame - 56
Record: 6-11 (1-4) Technical Fouls: NONE

Shooting By Period
1st FG% 7-21 33.3%
3PT% 1-6 16.7%
FT% 0-0 0%
2nd FG% 3-11 27.3%
3PT% 0-3 0%
FT% 4-8 50%
3rd FG% 5-17 29.4%
3PT% 0-6 0%
FT% 1-2 50%
4th FG% 8-19 42.1%
3PT% 2-7 28.6%
FT% 2-2 100%
GM FG% 23-68 33.8%
3PT% 3-22 13.6%
FT% 7-12 58.3%

Dead Ball Rebounds: 3, 0

Biggest lead: 35 (3rd 2:08) 5 (1st 8:37)
Best Scoring Run: 12 (3rd 8:00) 7 (4th 8:53)
Lead Changes: 5
Times Tied: 5
Time with Lead: 36:51 02:20

Points from Turnovers: NCST 28 ND 22
Second Chance: NCST 15 ND 11
Fast Breaks: NCST 8 ND 8
Bench: NCST 30 ND 6

Period by Period Scoring
1st 2nd 3rd 4th TOT
NCST 22 17 30 21 90
ND 15 10 11 20 56

GAME 18 NOTRE DAME, 47
DUKE, 57

Jan. 16, 2020
Cameron Indoor (Durham, N.C.)

Official Basketball Box Score - Final
Notre Dame at Duke
01/17/20 Cameron Indoor Stadium, Durham
2019-20 Women's Basketball
Game Time: 1:00 AM
Game Duration: 1:59
Attendance: 3,022
Officials: Eric Brewton, Mark Resch, Meadow Overstreet

NO.	Name	Min	FG			FT			Rebounds		Fouls		TP	AS	TO	ST	Blocks		+/-
			M/A	3P/A	M/A	OR	DR	TOT	PF	FD	BS	BA							
33	Sam Brunelle	F	38:33	6-20	4-11	0-0	4	4	8	2	0	16	1	8	1	1	0	-3	
30	Mikayla Vaughn	C	32:00	7-11	0-0	4-5	7	4	11	3	4	18	0	3	2	1	1	4	
10	Katlyn Gilbert	G	38:45	1-12	0-1	0-0	1	2	3	2	1	2	5	3	6	1	0	2	
13	Marta Sniezek	G	40:05	1-4	0-2	0-0	0	1	1	4	3	2	6	5	4	1	0	-8	
24	Destinee Walker	G	32:16	2-13	0-7	2-2	1	6	7	3	6	2	1	1	0	1	0	-5	
22	Danielle Cosgrove	08:00	1-3	1-1	0-0	1	0	1	0	3	0	2	1	1	0	0	-7		
2	Kaitlin Cole	10:26	0-1	0-0	0-0	2	1	3	1	0	0	2	2	0	0	0	-3		
Team						2	8	10			0	2							
Totals			18-64	5-22	6-7	18	26	44	16	11	47	14	26	15	5	2	-3		

Record: 6-12 (1-5) Technical Fouls: NONE

Shooting By Period
1st FG% 5-18 27.8%
3PT% 2-4 50.0%
FT% 2-2 100%
2nd FG% 7-19 36.8%
3PT% 1-5 20.0%
FT% 0-0 0%
3rd FG% 4-14 28.6%
3PT% 1-7 14.3%
FT% 2-2 100%
4th FG% 2-13 15.4%
3PT% 1-6 16.7%
FT% 2-3 66.7%
GM FG% 18-64 28.1%
3PT% 5-22 22.7%
FT% 6-7 85.7%

Dead Ball Rebounds: 2, 0

Duke - 50
Record: 9-8 (3-3) Technical Fouls: NONE

Shooting By Period
1st FG% 2-13 15.4%
3PT% 0-5 0.0%
FT% 0-2 0%
2nd FG% 7-15 46.7%
3PT% 1-5 20.0%
FT% 1-1 100%
3rd FG% 5-15 33.3%
3PT% 1-5 20.0%
FT% 2-8 25%
4th FG% 6-12 50%
3PT% 2-2 100.0%
FT% 3-6 50%
GM FG% 20-55 36.4%
3PT% 4-17 23.5%
FT% 6-17 35.3%

Dead Ball Rebounds: 7, 0

Biggest lead: 13 (2nd 5:27) 4 (4th 0:08)
Best Scoring Run: 9 (1st 6:54) 9 (3rd 4:18)
Lead Changes: 2
Times Tied: 0
Time with Lead: 38:56 00:49

Points from Turnovers: ND 16 DU 18
Second Chance: ND 20 DU 15
Fast Breaks: ND 5 DU 11
Bench: ND 3 DU 17

Period by Period Scoring
1st 2nd 3rd 4th TOT
ND 14 15 11 7 47
DU 4 16 13 17 50

GAME 19 MIAMI, 53
NOTRE DAME, 76

Jan. 19, 2020
Purcell Pavilion (Notre Dame, Ind.)

Official Basketball Box Score - Final
Miami (FL) at Notre Dame
01/19/20 Purcell Pavilion at the Joyce Center, Notre Dame
2019-20 Women's Basketball
Game Time: 6:00 PM
Game Duration: 1:39
Attendance: 6,059
Officials: Denise Brooks, Karen Presto, Katie Lukarich

NO.	Name	Min	FG			FT			Rebounds		Fouls		TP	AS	TO	ST	Blocks		+/-
			M/A	3P/A	M/A	OR	DR	TOT	PF	FD	BS	BA							
3	Destiny Harden	F	23:46	3-14	0-2	1-4	4	8	3	2	7	1	1	3	2	0	-10		
21	Brianna Jackson	F	06:31	0-0	0-0	0-0	0	0	0	0	2	0	1	1	0	0	0		
4	Endia Banks	G	22:03	3-5	0-1	0-0	1	2	3	0	6	2	2	0	0	0	-7		
5	Mykea Gray	G	34:00	6-13	2-5	2-2	1	4	5	2	16	1	3	4	0	0	-18		
20	Kelsey Marshall	G	24:04	4-10	2-5	0-0	0	0	1	0	10	3	1	0	0	0	-23		
15	Jamir Huston	18:37	1-5	0-0	2-2	1	3	1	1	1	2	0	3	0	0	0	-14		
13	Taylor Mason	23:25	1-5	0-0	2-2	1	1	1	1	4	1	0	0	1	0	0	-7		
0	Kenza Salgues	11:21	0-5	0-5	0-0	0	1	1	0	0	1	0	1	0	0	0	-7		
1	Moulayna Johnson Sidi Baba	23:41	2-5	0-3	0-0	4	4	2	1	4	0	3	1	0	0	0	-15		
44	Sydney Roby	10:15	2-3	0-0	0-0	2	1	3	0	0	4	0	0	0	0	0	-5		
22	Yasmeen Chang	02:17	0-1	0-0	0-0	0	0	0	0	0	0	0	0	0	0	0	-1		
Team						2	2	4			0	1							
Totals			22-66	4-23	5-5	13	20	33	16	10	53	10	16	8	4	2	-23		

Record: 10-8 (3-5) Technical Fouls: NONE

Shooting By Period
1st FG% 5-17 29.4%
3PT% 2-5 40.0%
FT% 0-0 0%
2nd FG% 6-13 46.2%
3PT% 1-3 33.3%
FT% 2-2 100%
3rd FG% 2-15 13.3%
3PT% 1-10 10.0%
FT% 2-2 100%
4th FG% 9-21 42.9%
3PT% 0-5 0%
FT% 1-1 100%
GM FG% 22-66 33.3%
3PT% 4-23 17.4%
FT% 5-5 100.0%

Dead Ball Rebounds: 0, 0

Notre Dame - 76
Record: 7-12 (2-5) Technical Fouls: NONE

Shooting By Period
1st FG% 7-16 43.8%
3PT% 2-4 50.0%
FT% 0-0 0%
2nd FG% 4-11 36.4%
3PT% 2-3 66.7%
FT% 2-2 100%
3rd FG% 12-16 75.0%
3PT% 0-0 0%
FT% 0-1 0%
4th FG% 7-17 41.2%
3PT% 3-3 100.0%
FT% 39-60 65.0%
3PT% 7-10 70.0%
FT% 9-11 81.8%

Dead Ball Rebounds: 1, 0

Biggest lead: 3 (1st 9:00) 25 (4th 4:13)
Best Scoring Run: 7 (2nd 2:53) 20 (3rd 0:19)
Lead Changes: 3
Times Tied: 3
Time with Lead: 01:39 38:44

Points from Turnovers: UM 11 ND 13
Second Chance: UM 8 ND 12
Fast Breaks: UM 4 ND 4
Bench: UM 14 ND 2

Period by Period Scoring
1st 2nd 3rd 4th TOT
UM 12 15 7 19 53
ND 16 12 24 24 76

GAME 20 NOTRE DAME, 60
VIRGINIA, 90

Jan. 26, 2020
John Paul Jones Arena (Charlottesville, Va.)

Official Basketball Box Score - Final
Notre Dame at Virginia
01/26/20 John Paul Jones Arena, Charlottesville, Va.
Virginia vs. Notre Dame
Game Time: 7:00 PM
Game Duration: 2:01
Attendance: 5,117
Officials: Mark Hordcaste, Jennifer Rozac, Bobby Ray

NO.	Name	Min	FG			FT			Rebounds		Fouls		TP	AS	TO	ST	Blocks		+/-
			M/A	3P/A	M/A	OR	DR	TOT	PF	FD	BS	BA							
33	Sam Brunelle	F	38:54	6-17	4-12	5-6	0	5	0	4	21	2	3	2	3	0	-30		
30	Mikayla Vaughn	C	23:01	2-3	0-0	1-2	1	3	4	3	6	5	1	3	1	0	-27		
10	Katlyn Gilbert	G	38:14	6-18	0-1	4-4	0	1	1	4	3	16	3	2	2	2	-29		
13	Marta Sniezek	G	25:35	0-0	0-0	1-2	0	1	1	2	3	1	3	4	1	0	-17		
24	Destinee Walker	G	33:45	2-12	1-6	6-10	2	2	4	1	6	11	2	3	2	0	-25		
2	Kaitlin Cole	23:07	1-2	0-0	0-2	2	2	4	1	2	3	0	0	0	0	-14			
22	Danielle Cosgrove	15:00	1-4	0-2	2-2	0	3	4	0	4	0	4	0	1	0	-8			
3	Margaret Murdock	01:06	0-0	0-0	0-0	0	0	0	0	0	0	0	1	0	0	0			
5	Catherine Murdock	01:06	0-0	0-0	0-0	0	1	1	0	0	0	0	1	0	0	0			
20	Nicole Benz	01:06	0-0	0-0	0-0	0	1	1	0	0	0	0	0	0	0	0			
40	Kathleen Keyes	01:06	0-0	0-0	0-0	0	0	0	0	0	0	0	0	0	0	0			
Team						7	4	11			0	0							
Totals			18-56	5-21	19-28	12	23	35	20	60	14	22	8	7	6	-30			

Record: 7-13 (2-6) Technical Fouls: NONE

Shooting By Period
1st FG% 5-17 29.4%
3PT% 2-5 40.0%
FT% 0-0 0%
2nd FG% 6-13 46.2%
3PT% 1-3 33.3%
FT% 2-2 100%
3rd FG% 2-15 13.3%
3PT% 1-10 10.0%
FT% 2-2 100%
4th FG% 9-21 42.9%
3PT% 0-5 0%
FT% 1-1 100%
GM FG% 22-66 33.3%
3PT% 4-23 17.4%
FT% 5-5 100.0%

Dead Ball Rebounds: 0, 0

Virginia - 90
Record: 8-12 (3-6) Technical Fouls: NONE

Shooting By Period
1st FG% 7-16 43.8%
3PT% 2-4 50.0%
FT% 0-0 0%
2nd FG% 4-11 36.4%
3PT% 2-3 66.7%
FT% 2-2 100%
3rd FG% 12-16 75.0%
3PT% 0-0 0%
FT% 0-1 0%
4th FG% 7-17 41.2%
3PT% 3-3 100.0%
FT% 39-60 65.0%
3PT% 7-10 70.0%
FT% 9-11 8

GAME 21 #5/4 LOUISVILLE, 86
NOTRE DAME, 54
Jan. 30, 2020
Purcell Pavilion (Notre Dame, Ind.)



Official Basketball Box Score - Final
Louisville at Notre Dame
01/31/20 Purcell Pavilion at the Joyce Center, Notre Dame
2019-20 Women's Basketball

Game Time: 12:00 AM
Game Duration: 1:47
Attendance: 7,719
Officials: Joseph Vaszily, Maj Forsberg, Karen Presto

NO.	Name	Min	FG			FT			Rebounds		Fouls		TP	AS	TO	ST	Blocks		+/-
			Min	MA	MA	Min	MA	MA	OR	DR	FF	FD					BS	BA	
21	Kylee Shook	F 22:13	5-10	2-3	0-0	2	4	6	2	0	12	2	0	1	6	1	6	1	25
33	Bionca Dunham	F 19:32	4-5	0-0	0-0	0	2	2	2	0	8	1	2	0	0	0	0	26	
1	Dana Evans	G 28:40	5-12	2-8	5-5	0	1	1	1	3	17	6	1	3	0	1	32		
4	Elizabeth Balogun	G 20:23	5-9	1-3	0-1	1	4	5	1	1	11	3	1	1	0	1	26		
23	Jazmine Jones	G 25:25	5-8	0-0	4-4	2	7	9	1	3	14	4	3	0	0	0	25		
2	Yacine Diop	29:24	4-10	1-3	0-0	1	8	9	1	0	9	7	3	2	0	0	22		
5	Mykasa Robinson	14:21	0-0	0-0	1-4	2	3	5	4	2	1	1	2	1	0	0	0		
22	Elizabeth Dixon	19:20	3-4	0-0	1-2	2	2	4	3	1	7	0	2	1	3	0	4		
24	Jessica Laemmle	11:55	1-2	0-0	0-0	0	0	0	1	1	2	0	2	1	0	0	0		
12	Lindsey Duval	10:47	2-3	1-2	0-0	0	1	1	1	0	5	1	0	1	0	0	0		
Team						2	1	3		0	0								
Totals			34-63	7-19	11-16	12	33	45	17	11	86	25	16	10	10	3	32		

Technical Fouls:NONE

Shooting By Period

1st FG%	10-16	62.5%
3PT%	3-6	50.0%
FT%	4-5	80%
2nd FG%	11-17	64.7%
3PT%	1-4	25.0%
FT%	0-0	0%
3rd FG%	8-19	42.1%
3PT%	2-5	40.0%
FT%	6-7	85.7%
4th FG%	5-11	45.5%
3PT%	1-4	25.0%
FT%	1-4	25%
GM FG%	34-63	54.0%
3PT%	7-19	36.8%
FT%	11-16	68.8%

Dead Ball Rebounds: 2, 0

Notre Dame - 54

Record: 7-14 (2-7)

NO.	Name	Min	FG			FT			Rebounds		Fouls		TP	AS	TO	ST	Blocks		+/-
			Min	MA	MA	Min	MA	MA	OR	DR	FF	FD					BS	BA	
33	Sam Brunelle	F 39:01	6-15	2-8	3-4	3	6	9	1	2	17	1	6	1	1	1	35		
30	Mikayla Vaughn	C 28:46	3-8	0-0	2-4	2	3	5	2	2	8	5	1	1	1	3	21		
10	Katlyn Gilbert	G 36:48	5-14	0-2	8-8	0	0	0	1	7	18	1	4	1	0	2	-32		
13	Marta Sniezek	G 32:12	2-6	0-1	1-1	1	2	3	2	5	5	3	4	1	0	2	-8		
24	Destinee Walker	G 25:07	1-10	1-4	0-0	1	1	2	0	0	3	0	0	0	1	1	-26		
2	Kaitlin Cole	20:02	0-3	0-0	0-0	1	3	4	1	0	0	0	0	0	1	0	-8		
22	Danielle Cosgrove	10:15	0-4	0-0	0-1	0	0	0	1	0	0	0	0	0	0	0	-14		
20	Nicole Benz	04:52	1-1	1-1	0-0	0	0	0	1	0	3	0	0	0	0	0	-1		
3	Margaret Murdock	00:59	0-0	0-0	0-0	0	0	0	0	0	0	0	0	0	0	0	3		
5	Catherine Murdock	00:59	0-0	0-0	0-0	0	0	0	0	0	0	0	0	0	0	0	3		
40	Kathleen Keyes	00:59	0-0	0-0	0-0	0	0	0	0	0	0	0	0	0	0	0	3		
Team						4	4	8		0	0								
Totals			18-61	4-17	14-17	12	20	32	11	17	54	11	16	5	3	10	-32		

Technical Fouls:NONE

Shooting By Period

1st FG%	4-14	28.6%
3PT%	1-3	33.3%
FT%	2-2	100%
2nd FG%	7-17	41.2%
3PT%	1-4	25.0%
FT%	3-3	100%
3rd FG%	4-14	28.6%
3PT%	0-2	0%
FT%	6-6	100%
4th FG%	3-16	18.8%
3PT%	2-8	25.0%
FT%	3-6	50%
GM FG%	18-61	29.5%
3PT%	4-17	23.5%
FT%	14-17	82.4%

Dead Ball Rebounds: 2, 0

	LOU	ND
Biggest lead	36 (4 th 2:45)	0 (1 st 10:00)
Best Scoring Run	10 (2 nd 1:21)	6 (3 rd 6:37)
Lead Changes	0	3
Times Tied	0	0
Time with Lead	39:44	00:00

Points from Turnovers	LOU	ND
	18	10

Period by Period Scoring	1st	2nd	3rd	4th	TOT
LOU	27	23	24	12	86
ND	11	18	14	11	54

GAME 22 NOTRE DAME, 59
GEORGIA TECH, 51
Feb. 2, 2020
McCamish Pavilion (Atlanta, Ga.)



Official Basketball Box Score - Final
Notre Dame at Georgia Tech
02/02/20 McCamish Pavilion, Atlanta
Georgia Tech vs. Notre Dame

Game Time: 7:00 PM
Game Duration: 1:59
Attendance: 1,749
Officials: Bryan Brunette, Carla Fountain, Robert Entenre

Notre Dame - 59

Record: 8-14 (3-7)

NO.	Name	Min	FG			FT			Rebounds		Fouls		TP	AS	TO	ST	Blocks		+/-
			Min	MA	MA	Min	MA	MA	OR	DR	FF	FD					BS	BA	
33	Sam Brunelle	F 37:33	2-7	0-2	3-3	0	4	4	2	2	7	3	1	0	2	1	5		
30	Mikayla Vaughn	C 29:12	10-15	0-0	0-0	2	5	7	4	3	20	0	1	1	1	3	2		
10	Katlyn Gilbert	G 38:07	4-9	0-0	3-6	0	2	2	2	3	11	5	4	2	0	1	9		
13	Marta Sniezek	G 38:14	1-11	0-0	4-6	0	4	7	4	1	7	6	2	6	2	0	0		
24	Destinee Walker	G 40:00	4-11	0-3	7-8	0	4	4	3	5	15	2	1	2	0	1	8		
2	Kaitlin Cole	08:59	0-0	0-0	0-0	0	0	0	0	0	0	0	0	0	0	0	2		
22	Danielle Cosgrove	09:55	0-2	0-2	0-0	0	3	3	2	0	0	1	0	0	0	0	6		
Team						2	5	7		0	0								
Totals			21-45	0-7	17-23	4	27	31	16	20	59	13	16	8	3	6	8		

Technical Fouls:NONE

Shooting By Period

1st FG%	6-16	37.5%
3PT%	0-1	0.0%
FT%	0-0	0%
2nd FG%	5-10	50.0%
3PT%	0-2	0.0%
FT%	1-2	50%
3rd FG%	6-11	54.5%
3PT%	0-3	0.0%
FT%	7-8	87.5%
4th FG%	4-8	50.0%
3PT%	0-1	0.0%
FT%	9-13	69.2%
GM FG%	21-45	46.7%
3PT%	0-7	0.0%
FT%	17-23	73.9%

Dead Ball Rebounds: 6, 0

Georgia Tech - 51

Record: 14-6 (5-6)

NO.	Name	Min	FG			FT			Rebounds		Fouls		TP	AS	TO	ST	Blocks		+/-
			Min	MA	MA	Min	MA	MA	OR	DR	FF	FD					BS	BA	
4	Anne Francoise Diouf	F 16:12	1-6	0-0	0-0	0	4	7	1	0	2	0	0	0	2	1	-8		
20	Nerea Hermosa	C 14:49	2-4	0-0	0-0	1	1	2	0	0	4	1	2	0	0	0	-11		
2	Jasmine Carson	G 22:29	5-13	2-8	5-6	0	3	3	2	3	17	0	2	1	1	0	-1		
33	Francesca Pan	G 28:18	1-7	0-3	0-2	1	1	2	5	1	2	1	2	0	1	0	-2		
41	Kiara Fletcher	G 36:38	2-11	0-1	4-6	0	3	7	4	3	8	5	3	1	1	1	6		
13	Lorela Cubaj	G 34:48	5-12	0-0	1-1	4	1	5	4	4	10	3	1	0	1	-5			
31	Lotta-Maj Lahtinen	28:28	2-4	0-1	2-5	2	6	8	3	5	6	1	3	1	0	0	-6		
00	Dajjah Jefferson	11:45	0-1	0-1	0-0	0	0	0	0	0	0	0	0	0	0	0	-1		
12	Kondalia Montgomery	06:18	1-3	0-0	0-0	2	2	2	1	0	2	0	0	0	0	0	-4		
3	Sarah Bates	02:15	0-2	0-1	0-0	0	1	1	0	0	0	0	0	0	0	0	2		
Team						1	1	2		0	2								
Totals			19-63	2-16	11-20	19	20	39	20	16	51	12	16	5	6	3	-8		

Technical Fouls:NONE

Shooting By Period

1st FG%	6-18	33.3%
3PT%	0-1	0.0%
FT%	0-1	0%
2nd FG%	5-17	29.4%
3PT%	0-6	0.0%
FT%	2-2	100%
3rd FG%	2-10	20.0%
3PT%	0-0	0.0%
FT%	7-14	50%
4th FG%	6-18	33.3%
3PT%	2-9	22.2%
FT%	2-3	66.7%
GM FG%	19-63	30.2%
3PT%	2-16	12.5%
FT%	11-20	55.0%

Dead Ball Rebounds: 7, 0

	ND	GT
Biggest lead	13 (4 th 5:34)	0 (2 nd 5:20)
Best Scoring Run	6 (3 rd 6:11)	6 (3 rd 6:58)
Lead Changes	8	0
Times Tied	14	0
Time with Lead	20:21	07:09

Points from Turnovers	ND	GT
	36	20

Period by Period Scoring	1st	2nd	3rd	4th	TOT
ND	12	11	19	17	59
GT	12	11	16	16	51

GAME 23 NOTRE DAME, 75
WAKE FOREST, 71
Feb. 6, 2020
LJVM Coliseum (Winston-Salem, N.C.)



Official Basketball Box Score - Final
Notre Dame at Wake Forest
02/07/20 LJVM Coliseum, Winston-Salem
2019-20

GAME	25	NOTRE DAME,
		BOSTON COLLEGE
Feb. 13, 2020 Conte Forum (Chestnut Hill, Mass.)		

GAME	26	NOTRE DAME,
		LOUISVILLE,
Feb. 16, 2020 KFC Yum! Center (Louisville, Ky.)		

GAME	27	VIRGINIA TECH,
		NOTRE DAME
Feb. 20, 2020 Purcell Pavilion (Notre Dame, Ind.)		

GAME	28	SYRACUSE
		NOTRE DAME
Feb. 23, 2020 Purcell Pavilion (Notre Dame, Ind.)		



**2019-20 Notre Dame Women's Basketball
Combined Team Statistics
All games**

Page 1/1
as of Feb 09, 2020

Game Records

Record	Overall	Home	Away	Neutral
ALL GAMES	10-14	4-8	5-4	1-2
CONFERENCE	5-7	2-4	3-3	0-0
NON-CONFERENCE	5-7	2-4	2-1	1-2

Score by Periods

Team	1st	2nd	3rd	4th	OT	TOT
Notre Dame	339	367	421	424	3	1554
Opponents	403	416	430	382	14	1645

Team Box Score

No.	Player				Total		3-Point		F-Throw		Rebounds											
		GP-GS	MIN	AVG	FG-FGA	FG%	3FG-FGA	3FG%	FT-FTA	FT%	OFF	DEF	TOT	AVG	PF	DQ	A	TO	BLK	STL	PTS	AVG
24	WALKER, Destinee	24-23	833:36	34.7	112-290	.386	30-118	.254	90-119	.756	28	69	97	4.0	58	2	36	45	4	32	344	14.3
10	GILBERT, Katlyn	24-23	821:33	34.2	132-342	.386	9-38	.237	61-90	.678	20	85	105	4.4	46	0	62	80	11	47	334	13.9
33	BRUNELLE, Sam	24-24	800:31	33.4	123-310	.397	37-137	.270	43-59	.729	31	114	145	6.0	55	1	37	74	26	16	326	13.6
21	PEOPLES, Anaya	17-10	537:43	31.6	86-188	.457	2-16	.125	41-83	.494	45	92	137	8.1	44	1	28	32	18	33	215	12.6
30	VAUGHN, Mikayla	13-13	343:20	26.4	60-106	.566	0-0	.000	21-28	.750	39	51	90	6.9	39	1	29	25	15	16	141	10.8
13	SNIEZEK, Marta	23-23	824:02	35.8	30-75	.400	2-12	.167	33-44	.750	4	77	81	3.5	69	2	126	96	3	45	95	4.1
22	COSGROVE, Danielle	24-4	323:05	13.5	22-90	.244	8-32	.250	13-19	.684	17	37	54	2.3	37	1	17	31	11	6	65	2.7
1	BAER, Kristin	1-0	01:35	1.6	1-2	.500	0-0	.000	0-0	.000	1	1	2	2.0	0	0	0	0	0	0	2	2.0
2	COLE, Kaitlin	24-0	292:42	12.2	12-37	.324	0-4	.000	2-8	.250	20	25	45	1.9	38	0	12	13	2	11	26	1.1
20	BENZ, Nicole	11-0	20:50	1.9	2-5	.400	2-4	.500	0-0	.000	0	4	4	0.4	4	0	0	2	0	1	6	0.5
3	MURDOCK, Margaret	7-0	08:41	1.2	0-2	.000	0-2	.000	0-0	.000	0	0	0	0.0	0	0	2	1	0	0	0	0.0
40	KEYES, Kathleen	7-0	08:41	1.2	0-1	.000	0-0	.000	0-0	.000	0	1	1	0.1	0	0	0	2	0	0	0	0.0
5	MURDOCK, Catherine	7-0	08:41	1.2	0-3	.000	0-1	.000	0-0	.000	3	1	4	0.6	1	0	1	4	1	0	0	0.0
Team											67	70	137									
Total		24	4825		580-1451	.400	90-364	.247	304-450	.676	275	627	902	37.6	391	8	350	426	91	207	1554	64.8
Opponents		24	4825		614-1594	.385	165-578	.285	252-385	.655	399	655	1054	43.9	433	3	370	435	117	212	1645	68.5

Team Statistics

	ND	OPP
Scoring	1554	1645
Points per game	64.8	68.5
Scoring margin	-3.8	-
Field goals-att	580-1451	614-1594
Field goal pct	.400	.385
3 point fg-att	90-364	165-578
3-point FG pct	.247	.285
3-pt FG made per game	3.8	6.9
Free throws-att	304-450	252-385
Free throw pct	.676	.655
F-Throws made per game	12.7	10.5
Rebounds	902	1054
Rebounds per game	37.6	43.9
Rebounding margin	-6.3	-
Assists	350	370
Assists per game	14.6	15.4
Turnovers	426	435
Turnovers per game	17.8	18.1
Turnover margin	+0.4	-
Assist/turnover ratio	0.8	0.9
Steals	207	212
Steals per game	8.6	8.8
Blocks	91	117
Blocks per game	3.8	4.9
Winning streak	3	-
Home win streak	1	-
Attendance	92091	33697
Home games-Avg/Game	12-7674	9-3744
Neutral site-Avg/Game	-	3-223

Team Results

Date	Opponent		Score	Att.
11/05/2019	at Fordham	W	60-55	3200
11/08/2019	Loyola Maryland	W	84-60	7613
11/11/2019	Tennessee	L	63-74	7801
11/14/2019	Michigan St.	L	69-72	7556
11/20/2019	Toledo	W	54-51	7269
11/23/2019	at Michigan	W	76-72	4008
11/28/2019	vs FGCU	L	60-69	235
11/29/2019	vs South Dakota St.	L	59-65	259
11/30/2019	vs South Fla.	W	67-51	174
12/04/2019	Minnesota	L	67-75	7093
12/08/2019	at UConn	L	57-81	10167
12/11/2019	DePaul	L	94-105	7148
12/29/2019	Clemson	L	55-71	8569
01/02/2020	at Pittsburgh	W	60-52	1368
01/05/2020	at Syracuse	Lot	63-74	4306
01/09/2020	Boston College	L	65-75	7487
01/12/2020	NC State	L	56-90	7861
01/16/2020	at Duke	L	47-50	3022
01/19/2020	Miami (FL)	W	76-53	8059
01/26/2020	at Virginia	L	60-90	5117
01/30/2020	Louisville	L	54-86	7719
02/02/2020	at Georgia Tech	W	59-51	1749
02/06/2020	at Wake Forest	W	75-71	760
02/09/2020	Pittsburgh	W	74-52	7916



**2019-20 Notre Dame Women's Basketball
Combined Team Statistics
In Conference games**

Page 1/1
as of Feb 09, 2020

Game Records

Record	Overall	Home	Away	Neutral
ALL GAMES	5-7	2-4	3-3	0-0
CONFERENCE	5-7	2-4	3-3	0-0
NON-CONFERENCE	0-0	0-0	0-0	0-0

Score by Periods

Team	1st	2nd	3rd	4th	OT	TOT
Notre Dame	166	175	192	208	3	744
Opponents	192	212	209	188	14	815

Team Box Score

No.	Player	Total					3-Point		F-Throw		Rebounds				Other							
		GP-GS	MIN	AVG	FG-FGA	FG%	3FG-FGA	3FG%	FT-FTA	FT%	OFF	DEF	TOT	AVG	PF	DQ	A	TO	BLK	STL	PTS	AVG
24	WALKER, Destinee	12-11	409:44	34.1	58-156	.372	18-68	.265	53-67	.791	16	34	50	4.2	29	1	23	23	3	15	187	15.6
10	GILBERT, Katlyn	12-12	414:51	34.6	60-184	.326	3-19	.158	31-41	.756	6	35	41	3.4	23	0	44	37	4	23	154	12.8
33	BRUNELLE, Sam	12-12	403:36	33.6	56-151	.371	24-75	.320	16-21	.762	17	49	66	5.5	23	0	16	43	12	9	152	12.7
30	VAUGHN, Mikayla	12-12	323:02	26.9	57-100	.570	0-0	.000	19-25	.760	37	44	81	6.8	39	1	25	22	15	15	133	11.1
21	PEOPLES, Anaya	5-2	147:15	29.5	14-46	.304	0-4	.000	13-25	.520	16	22	38	7.6	11	0	4	15	6	12	41	8.2
13	SNIEZEK, Marta	11-11	386:23	35.1	11-34	.324	0-5	.000	11-17	.647	2	34	36	3.3	27	0	56	41	1	22	33	3.0
1	BAER, Kristin	1-0	01:35	1.6	1-2	.500	0-0	.000	0-0	.000	1	1	2	2.0	0	0	0	0	0	0	2	2.0
22	COSGROVE, Danielle	12-0	130:09	10.8	8-39	.205	4-17	.235	2-2	1.000	5	16	21	1.8	21	0	6	13	4	2	22	1.8
2	COLE, Kaitlin	12-0	172:32	14.4	7-25	.280	0-2	.000	0-2	.000	10	18	28	2.3	23	0	8	6	1	5	14	1.2
20	BENZ, Nicole	6-0	14:16	2.4	2-4	.500	2-3	.667	0-0	.000	0	4	4	0.7	3	0	0	2	0	1	6	1.0
3	MURDOCK, Margaret	6-0	07:12	1.2	0-1	.000	0-1	.000	0-0	.000	0	0	0	0.0	0	0	2	1	0	0	0	0.0
40	KEYES, Kathleen	6-0	07:12	1.2	0-1	.000	0-0	.000	0-0	.000	0	1	1	0.2	0	0	0	1	0	0	0	0.0
5	MURDOCK, Catherine	6-0	07:12	1.2	0-3	.000	0-1	.000	0-0	.000	3	1	4	0.7	1	0	1	3	1	0	0	0.0
Team											43	56	99					10				
Total		12	2425		274-746	.367	51-195	.262	145-200	.725	156	315	471	39.3	200	2	185	217	47	104	744	62.0
Opponents		12	2425		301-780	.386	66-247	.267	147-216	.681	190	338	528	44.0	202	1	182	214	61	106	815	67.9

Team Statistics

	ND	OPP
Scoring	744	815
Points per game	62.0	67.9
Scoring margin	-5.9	-
Field goals-att	274-746	301-780
Field goal pct	.367	.386
3 point fg-att	51-195	66-247
3-point FG pct	.262	.267
3-pt FG made per game	4.3	5.5
Free throws-att	145-200	147-216
Free throw pct	.725	.681
F-Throws made per game	12.1	12.3
Rebounds	471	528
Rebounds per game	39.3	44.0
Rebounding margin	-4.8	-
Assists	185	182
Assists per game	15.4	15.2
Turnovers	217	214
Turnovers per game	18.1	17.8
Turnover margin	-0.3	-
Assist/turnover ratio	0.9	0.9
Steals	104	106
Steals per game	8.7	8.8
Blocks	47	61
Blocks per game	3.9	5.1
Winning streak	3	-
Home win streak	1	-
Attendance	47611	16322
Home games-Avg/Game	6-7935	6-2720
Neutral site-Avg/Game	-	0-0

Team Results

Date	Opponent		Score	Att.
12/29/2019	Clemson	L	55-71	8569
01/02/2020	at Pittsburgh	W	60-52	1368
01/05/2020	at Syracuse	Lot	63-74	4306
01/09/2020	Boston College	L	65-75	7487
01/12/2020	NC State	L	56-90	7861
01/16/2020	at Duke	L	47-50	3022
01/19/2020	Miami (FL)	W	76-53	8059
01/26/2020	at Virginia	L	60-90	5117
01/30/2020	Louisville	L	54-86	7719
02/02/2020	at Georgia Tech	W	59-51	1749
02/06/2020	at Wake Forest	W	75-71	760
02/09/2020	Pittsburgh	W	74-52	7916

TV/RADIO ROSTER



#1 Kristin Baer
Gr. // F // 6-2
San Jose, Calif.
St. Francis



#2 Katie Cole
Sr. // G // 5-10
Toledo, Ohio
Sylvania Northview



#3 Maggie Murdock
So. // G // 5-8
Glencoe, Ill.
New Trier



#5 Cate Murdock
So. // G // 5-8
Glencoe, Ill.
New Trier



#10 Katlyn Gilbert
So. // G // 5-10
Indianapolis, Ind.
Heritage Christian




#12 Abby Prohaska
So. // G // 5-10
Libert Township, Ohio
Lakota West



#13 Marta Sniezek
Gr. // G // 5-8
McLean, Va.
Stanford



#20 Nicole Benz
Jr. // G // 5-8
Valencia, Calif.
William S. Hart



#21 Anaya Peoples
Fr. // G // 5-10
Danville, Ill.
Schlarman



#22 Danielle Cosgrove
So. // F // 6-4
Holbrook, N.Y.
Sachem East



#24 Destinee Walker
Gr. // G // 5-10
Orlando, Fla.
North Carolina



#30 Mikky Vaughn
Jr. // C // 6-3
Philadelphia, Penn.
Paul VI/Friends' Central



#33 Sam Brunelle
Fr. // F // 6-2
Ruckersville, Va.
William Monroe



#40 Katie Keyes
Fr. // 5-11 // F
Ridgewood, N.J.
Ridgewood



Muffet McGraw
Karen & Kevin Keyes Head Coach
33rd Season at Notre Dame
38th Overall as Head Coach



Carol Owens
Associate Head Coach
11th Season as Associate
20th Season at Notre Dame



Beth Cunningham
Associate Head Coach
8th Season



Michaela Mabrey
Assistant Coach
1st Season