



NOTRE DAME

WOMEN'S BASKETBALL

FIGHTING IRISH MEDIA

Primary Women's Basketball Contact

Josh Bates @Josh13Bates	j Bates2@nd.edu 574-310-9954
-----------------------------------	---------------------------------

GAME 27

VIRGINIA TECH (19-6, 9-5)

2019-20 RESULTS (10-16, 5-9)

Date	Opponent	TV	Time/Result
N5	at Fordham	ESPN+	W, 60-55
N8	Loyola Maryland	ACCNX	W, 84-60
N11	(RV/RV) Tennessee	ESPN2	L, 74-63
N14	#16/21 Michigan State	ACCN	L, 72-69
N20	Toledo	ACCNX	W, 54-51
N23	at #21/19 Michigan	BTN+	W, 76-72
N28	FGCU +	Flo Stream	L, 69-60
N29	South Dakota State +	Flo Stream	L, 65-59
N30	#21/20 USF +	Flo Stream	W, 67-51
D4	(RV/RV) Minnesota ^	ACCN	L, 75-67
D8	at #4/4 UConn &	ESPN	L, 81-57
D11	#16/15 DePaul	ACCN	L, 105-94
D29	Clemson *	RSN	L, 71-55
J2	at Pittsburgh *	ACCNX	W, 60-52
J5	at Syracuse *	ACCN	L, 74-63 (OT)
J9	Boston College *	ACCNX	L, 75-65
J12	#9/8 NC State *	ACCN	L, 90-56
J16	at Duke *	ACCN	L, 50-47
J19	Miami *	ACCN	W, 76-53
J26	at Virginia *	ACCNX	L, 90-60
J30	#5/4 Louisville *	ESPNNews	L, 86-54
F2	at Georgia Tech *	ACCN	W, 59-51
F6	at Wake Forest *	ACCNX	W, 75-71
F9	Pittsburgh *	ACCN	W, 74-52
F13	at Boston College *	ACCNX	L, 56-55
F16	at #9/9 Louisville *	ACCN	L, 82-49
F20	Virginia Tech *	RSN	8 pm
F23	Syracuse *	ACCN	12 pm
F27	North Carolina *	ACCNX	7 pm
M1	at Florida State *	ESPN2/ACCN	2 pm
M4-8	ACC Championships		
M20-23	NCAA 1st & 2nd Rounds		
M27-30	NCAA Regional Round		
A3-5	NCAA Final Four		

@ - Exhibition

+ - Cancun Challenge

^ - ACC/Big Ten Challenge

& - Jimmy V Classic | Hartford, Connecticut

* - Atlantic Coast Conference game

- ACC Tournament (Greensboro, N.C.)

! - NCAA Championship

GAME INFO

	Thursday, Feb. 20 8:00 p.m. ET	Notre Dame, Ind. Purcell Pavilion (9,149)
	RSN	Evan Lepler Kelley Deyo
	Pulse FM 96.9 / 92.1/103.1	Bob Nagle, Karen Keyes
	Follow the live stats on UND.com	
	@NDWBB #GoIrish	

THE SERIES

vs Va Tech	ND leads, 11-1	Last: ND won, 80-51, in Blacksburg, on 1/16/19	Streak: W7
at Home	ND leads, 6-0	Last: ND won, 89-59, on 2/22/18	Streak: W6

THE COACHES

	Head Coach	At School	Overall
ND	Muffet McGraw	845-250 (33rd year)	933-291 (38th year)
Va Tech	Kenny Brooks	84-46 (4th year)	421-168 (18th)

BY THE NUMBERS

10,230	The record breaking career amount of points lost with last year's starting five
3,259	Points lost from players last season (includes transfers and Prohaska) - equates to 94.4 percent of the offense
1,009	All-time Notre Dame program wins
933	Coach McGraw Career Wins
845	Coach McGraw wins at Notre Dame
234	Consecutive weeks ranked in the AP Poll before ND dropped out in week two (dated back to 2007-08 season) - ranked as the 3rd best active streak behind UConn and Baylor
91-5	Notre Dame's record in ACC play before this season. Now 96-14
67	NCAA Tournament wins - 4th most in Division I
58	Straight conference wins at home (dating back to 2012) before the ACC season-opening loss to Clemson
31	Points scored by Brunelle vs. DePaul on Dec. 11 - ties most by a freshman in ND history
27	Total conference championships
30	Charges taken by Marta Sniezek
24	straight NCAA Championship appearances - fourth longest active streak & fifth longest all-time
22	Different All-Americans
13.5	Gilbert's scoring average leads all freshmen in the ACC. Brunelle ranks 2nd with her 13.0 ppg.
11	30-win seasons in program history
9	Final Four appearances - ranks as fifth most
8	Regular season league championships in a row (2 Big East / 6 ACC)
7	NCAA Title game appearances - 1 of 4 schools to do so (Tennessee, UConn and La Tech) // Brunelle became the first freshman to start her Irish career with seven double-digit scoring efforts
3	National ranking for Notre Dame's 2020 recruiting class - the highest in Coach McGraw's tenure
2	National Titles - Notre Dame is the seventh program with multiple national championships
1	Naismith Hall of Fame Coach

NOTRE DAME ROSTER

No.	Name	Position	Height	Year	Hometown	Previous School
1	Kristin Baer	F	6-2	Gr.	San Jose, Calif.	St. Francis
2	Kaitlin Cole	G	5-10	Sr.	Toledo, Ohio	Sylvania Northview
3	Maggie Murdock	G	5-8	So.	Glencoe, Ill.	New Trier
5	Cate Murdock	G	5-8	So.	Glencoe, Ill.	New Trier
10	Katlyn Gilbert	G	5-10	So.	Indianapolis, Ind.	Heritage Christian
12	Abby Prohaska	G	5-10	So.	Liberty Township, Ohio	Lakota West
13	Marta Sniezek	G	5-8	Gs.	McLean, Va.	Stanford
20	Nicole Benz	G	5-8	Jr.	Valencia, Calif.	William S. Hart
21	Anaya Peoples	G	5-10	Fr.	Danville, Ill.	Schlarman
22	Danielle Cosgrove	F	6-4	So.	Holbrook, N.Y.	Sachem East
24	Destinee Walker	G	5-10	Gr.	Orlando, Fla.	North Carolina
30	Mikayla Vaughn	C	6-3	Jr.	Philadelphia, Penn.	Paul VI/Friends' Central
33	Sam Brunelle	F	6-2	Fr.	Ruckersville, Va.	William Monroe
40	Katie Keyes	F	5-11	Fr.	Ridgewood, N.J.	Ridgewood

Karen & Kevin Keyes Women's Basketball Head Coach	Muffet McGraw	Saint Joseph's '77	33rd Season / 38th Overall
Associate Head Coach	Carol Owens	Northern Illinois '90	19th Season
Associate Head Coach	Beth Cunningham	Notre Dame '97	8th Season
Assistant Coach	Michaela Mabrey	Notre Dame '16	1st Season
Director of Operations	Angie Potthoff	Penn State '97	1st Season
Video Coordinator	James Spinelli	Temple '14	2nd Season
Sport Administrator	Katie Capps	Western Kentucky '02	5th Season

AT THE HELM

Karen and Kevin Keyes head coach Muffet McGraw completed her 32nd season at the helm of the Irish (845-250) and 37th year overall as a head coach (933-291). With 933 career wins, McGraw ranks seventh all-time among Division I coaches. McGraw also ranks fifth among active coaches, trailing Tara VanDerveer, Geno Auriemma, Barbara Stevens and Vivian Stringer.

McGraw is also just one of five coaches (men's or women's basketball) in NCAA Division I history with over 900 wins, nine Final Fours and multiple national championships. The prestigious list includes Pat Summitt, Geno Auriemma, Tara VanDerveer and Duke men's coach Mike Krzyzewski.

In September of 2017, McGraw was enshrined into the Naismith Memorial Basketball Hall of Fame, becoming the 32nd woman ever to do so and 13th female coach.

Coach McGraw boasts nine Final Fours (third behind Auriemma and Summitt), seven NCAA title game appearances and the third most NCAA Tournament wins with 67. Coach McGraw is also the sixth different coach with multiple NCAA titles, joining Auriemma, Summitt, Linda Sharp, Tara VanDerveer and Kim Mulkey.

Finally, against the very school in which she began her head coaching career, Coach McGraw joined the 900-win club when the Irish defeated Lehigh on Dec. 30, 2018.

McGraw became the fourth fastest Division I coach to reach the 900 win milestone, doing so in 1,172 games:

Geno Auriemma	1,034 games
Pat Summitt	1,072 games
Tara VanDerveer	1,104 games

NCAA HISTORY

Notre Dame wrapped its 26th NCAA Championship appearance and 24th in a row. Their 24 straight appearances are the fourth longest active streak in the country and fifth best all-time.

Most Consecutive NCAA Berths

No.	School	Streak	Years
1.	Tennessee	38	1982-2019*
2.	Stanford	32	1988-2019*
3.	UConn	31	1989-2019*
4.	Louisiana Tech	25	1982-2011
5.	Notre Dame	24	1996-2019*

* denotes active streak

The Irish are 67-24 all-time in the NCAA Tournament, as their 67 wins rank fourth all-time.

Notre Dame joins Louisiana Tech, USC and Stanford with two NCAA titles behind UConn (11), Tennessee (8) and Baylor (3).

Notre Dame is one of three schools (Tennessee & UConn) to reach seven NCAA Title games. Their nine Final Four appearances are the fifth-most of any school behind Tennessee (18), UConn (18), Stanford (13) and La Tech

PRONUNCIATION

Katlyn Gilbert	Kate-lyn
Anaya Peoples	Uh-nay-uh
Abby Prohaska	Pro-hask-kuh
Marta Sniezek	Sneeze-ick

TEAM INFORMATION

Conference	Atlantic Coast
Home Arena (Capacity)	Purcell Pavilion (9,149)
Starters Returning/Lost	0/5
Total Returning/Lost	6/8
Newcomers	4
First Season	1977-78
Full Seasons	41
All-Time Record	1,009-349 (.743)
NCAA Appearances/Record	26 / 67-24 (.736)
First/Last NCAA Appearance	1992 / 2018
ACC Member	2013-14 - present
ACC Regular Season	96-14 (.873)
ACC Tournament	17-1 (.933)
ACC Tournament Championships	4 (2014-17)

NATIONAL RANKINGS

2019-20 AP TOP 25
(Week 16)

1. South Carolina
2. Baylor
3. Oregon
4. Stanford
5. Louisville
6. UConn
7. Maryland
8. UCLA
9. Mississippi St
10. NC State
11. Arizona
12. DePaul
13. Gonzaga
14. Kentucky
15. Oregon St
16. Texas A&M
17. Florida St
18. Northwestern
19. Iowa
20. South Dakota
21. Arizona St
22. Arkansas
23. Missouri St
24. Indiana
25. Princeton

Receiving Votes:

TCU 30, Florida Gulf Coast 15, LSU 6, Tennessee 5, Central Michigan 3, Stony Brook 3, Fresno State 2

2019-20 USA TODAY COACHES
(Week 16)

1. South Carolina
2. Baylor
3. Oregon
4. NC State
5. Mississippi St
6. UConn
7. Stanford
8. UCLA
9. Louisville
10. Maryland
11. Oregon St
12. Arizona
13. DePaul
14. Florida St
15. Gonzaga
16. South Dakota
17. Missouri St
18. Texas A&M
19. Kentucky
20. Iowa
21. Northwestern
22. FGCU
23. Indiana
24. Arizona St
25. Princeton

Receiving Votes:

Arkansas 73, Tennessee 36, TCU 19, LSU 10, Stony Brook 7, Central Michigan 4, Troy 2, Fresno State 1

NOTRE DAME ACC STATS

Team Stats	ACC Only (Rk)	All Games (Rk)
Scoring Offense	60.6 (10)	63.8 (11)
Scoring Defense	68.1 (12)	68.6 (14)
Scoring Margin	-7.5 (12)	-4.8 (13)
FT Percentage	.726 (8)	.678 (11)
FG Percentage	.364 (13)	.396 (11)
FG Pct. Defense	.390 (6)	.388 (10)
3-FG Percentage	.263 (13)	.249 (15)
3-FG Pct. Defense	.262 (1)	.282 (3)
Rebounding Offense	38.6 (7)	37.4 (14)
Rebounding Defense	44.1 (14)	44.0 (15)
Rebounding Margin	-5.5 (14)	-6.6 (15)
Blocked Shots	3.7 (8)	3.7 (9)
Assists	14.6 (2)	14.2 (5)
Steals	8.7 (3)	8.7 (3)
Turnover Margin	-0.5 (8)	+0.2 (6)
Assist/TO Ratio	0.8 (9)	0.8 (10)
Offensive Rebounds	12.9 (5)	11.5 (14)
Defensive Rebounds	25.6 (8)	25.8 (11)
3-FG Made	4.1 (13)	3.7 (15)

INDIVIDUAL ACC STATS

Individual Leaders	Stat	ACC (Rk)	All (Rk)
Katlyn Gilbert	Assists	3.4 (15)	
	Steals	1.9 (4)	2.0 (4)
	Minutes		34.1 (14)
Destinee Walker	Scoring	15.7 (8)	14.5 (11)
	FT%	.808 (7)	.768 (8)
	Minutes		35.1 (7)
Sam Brunelle	3PT FG	1.8 (15)	
Marta Sniezek	Assists	4.7 (6)	5.2 (2)
	Steals	1.8 (12)	1.8 (5)
	A/TO Ratio	1.2 (14)	1.2 (15)
	Minutes	35.3 (14)	35.9 (5)
Mikki Vaughn	Blocks	1.4 (10)	
	O-Reb	3.1 (5)	
	Rebounds	6.9 (14)	
*Time of Injury			
Anaya Peoples	Rebounds	7.6 (8)	8.1 (11)
	FG%		.457 (7)
	Steals	2.4 (6)	1.9 (5)
	O-Reb	3.2 (5)	2.7 (11)
	D-Reb		5.4 (13)

(10).

The Irish have reached 10 Elite Eights. In fact, Notre Dame and UConn are the only teams to reach the Elite Eight eight times in the last nine years. Yet, the Irish have been more successful than any other regularly-appearing school at that stage, as their .900 winning percentage (9-1) is the best of any program to play in at least five Elite Eights.

Best Elite Fight Winning % (Min. Five App.)

No.	School	Record	Pct.
1.	Notre Dame	9-1	.900
2.	UConn	20-5	.800
3.	Stanford	13-7	.650
4.	Tennessee	18-10	.643

Finally, Notre Dame has advanced to 17 Sweet 16s. The Irish are one of four schools to make the last 10 straight Sweet 16s, joining UConn, Stanford and Baylor.

HISTORY WITH VIRGINIA TECH

Notre Dame and Virginia Tech will battle on the hardwood for the 13th time, with the Fighting Irish leading 11-1 in the series. The series began back on Jan. 3, 2001. Furthermore, the Irish have never lost at home to the Hokies, boasting a 6-0 advantage. The Irish also possess a seven-game win streak.

MABREY BOWL 2.0

Last season, we received the first edition of the Mabrey Bowl via an on-court battle between Notre Dame senior Marina and Virginia Tech freshman Dara. Marina's Irish came out on top, 80-51 in Blacksburg, with Marina outscoring Dara, 15-5.

However, Mabrey Bowl 2.0 puts a different spin on the sister rivalry. This time out, it will be Dara on the court vs. Assistant Coach Michaela on the sideline.



ACC

Team	ACC Record	Overall Record
Louisville	12-2	23-3
NC State	11-3	22-3
Florida State	9-5	20-5
Duke	9-5	15-10
Virginia Tech	9-5	19-6
Boston College	8-6	15-10
Syracuse	8-6	14-11
Georgia Tech	8-7	17-9
North Carolina	7-8	16-10
Virginia	6-8	11-14
Wake Forest	6-9	13-13
Miami	5-9	13-12
Notre Dame	5-9	10-16
Clemson	3-12	7-19
Pitt	1-13	4-21

ACC PLAYERS OF THE WEEK

Nov. 11	Jocelyn Willoughby, Virginia
Nov. 18	Nausia Woolfolk, Florida State
Nov. 26	Haley Gorecki, DU / Beatrice Mompremier, UM
Dec. 2	Dana Evans, Louisville
Dec. 9	Kiah Gillespie, Florida State
Dec. 16	Elissa Cunane, NC State
Dec. 23	Kiah Gillespie, FSU / Beatrice Mompremier, UM
Dec. 30	Kendall Spray, Clemson
Jan. 6	Elissa Cunane, NC State
Jan. 13	Jocelyn Willoughby, Virginia
Jan. 20	Dana Evans, Louisville
Jan. 27	Leaonna Odum, Duke
Feb. 3	Emma Guy, BC / Janelle Bailey, UNC
Feb. 10	Kiah Gillespie, Florida State
Feb. 17	Taylor Soule, Boston College

ACC ROOKIES OF THE WEEK

Nov. 11	Elizabeth Kitley, Virginia Tech
Nov. 18	Malu Tshitenge, North Carolina
Nov. 26	Kylie Kornegay-Lucas, Virginia
Dec. 2	Anaya Peoples, Notre Dame
Dec. 9	Amber Brown, Pitt
Dec. 16	Sam Brunelle, Notre Dame
Dec. 23	River Baldwin, Florida State
Dec. 30	River Baldwin, Florida State
Jan. 6	Amber Brown, Pitt
Jan. 13	Shemera Williams, Virginia
Jan. 20	Amari Robinson, Clemson
Jan. 27	Shemera Williams, Virginia
Feb. 3	Dayshnette Harris, Pitt
Feb. 10	Katlyn Gilbert, Notre Dame
Feb. 17	Elizabeth Kitley, Virginia Tech

NCAA NATIONAL RANKINGS

Statistic	Nat'l Rank	Conf Rank	Value	National Leader	Value
Free Throw Attempts	68	2	469	Troy	638
Free Throws Made	82	5	318	Denver	437
Turnovers Forced	79	2	18.3	Alcorn	27.1
Assists/Game	94	5	14.2	Drake	22.3
3PT FG Defense	38	3	.282	Old Dominion	.233
Statistic	Player	Nat'l Rank	Value	National Leader	Value
Assists/Game	Marta Sniezek	22	5.2	Sabrina Ionescu, Oregon	8.7
FG Attempts	Katlyn Gilbert	41	367	Vivian Gray, Oklahoma St	468
FT Attempts	Destinee Walker	75	125	Keni Jo Lippe, Oral Roberts	208
FT Made	Destinee Walker	63	96	Keni Jo Lippe, Oral Roberts	167
Minutes/Game	Marta Sniezek	57	35.9	Rose Caverly, Vermont	39.4

ACC FRESHMEN OF THE YEAR CANDIDATES

Notre Dame can certainly make its point in having an ACC Rookie of the Year candidate. Anaya Peoples was arguably the early favorite. At the time of her injury she led all ACC freshmen in rebounds (8.1), shooting percentage (.457) and steals (1.9), and ranked second in points (12.6). Now, look no further than Sam Brunelle or Katlyn Gilbert.

Gilbert leads all ACC freshmen in scoring, averaging 13.5 ppg, while Brunelle sits right behind at 13.0 ppg. In fact, the Irish would have boasted the top three scoring spots for freshmen when you add in Peoples' 12.6 ppg. The next highest is Virginia Tech's Elizabeth Kitley at 11.6.

When looking at double-digit scoring games, Gilbert leads the way there as well with 22. Clemson's Amari Robinson follows next with 16, while Virginia Tech's Elizabeth Kitley sits with 14.

Nationally, among freshmen at power-five schools, Brunelle's scoring average ranks 8th while Gilbert ranks 7th. In addition, Brunelle leads all ACC freshmen in the Points + Assists + Rebounds/Game category at 20.5.

Next, there only two freshmen pairs in all of Division-I to both average 13.0 ppg or higher --> ND's Brunelle and Gilbert & Fresno State's Haley & Hanna Cavinder.

All-in-all, Brianna Turner, who remains the program's lone ACC Rookie of the Year, averaged 13.8 ppg when she won it back in 2015.

ND FRESHMEN STACKING UP HISTORICALLY

Brunelle and Gilbert (by eligibility) are on pace to etch their names in the Notre Dame freshmen record books, as both could end up in the top-10 scoring-average list. Gilbert's 13.5 would tie for 7th, while Brunelle's 13.0 would place her 8th. Peoples finished with 12.6 ppg, so

just outside the top-10.

AS A FRESHMAN

Player	Average	Season
1. Beth Morgan	17.9	1993-94
2. Shari Matvey	17.6	1979-80
3. Alicia Ratay	14.0	1999-00
4. Skylar Diggins	13.8	2009-10
4. Jacqueline Batteast	13.8	2001-02
4. Brianna Turner	13.8	2014-15
7. Katlyn Gilbert	13.5	2019-20
8. Sam Brunelle	13.0	2019-20
9. Mary Beth Schueth	13.0	1981-82
10. Courtney LaVere	12.8	2002-03

In addition, Peoples' rebounding effort this year (8.1 rpg) would place her third all-time on the freshmen list, ranking behind Shari Matvey (10.2) and Mary Beth Schueth (9.1).

DESTINEE - 20 POINT GAMES

For the first time of her career, Walker achieved three straight games with 20+ points from Feb. 6-13. Walker totaled 69 points in said span, averaging 23.0 ppg on 48.9 percent shooting. She was also 8-of-17 from three (.471) and 15-of-17 (.882) from the line.

Walker is still on the best stretch of her season, posting five straight with double-digit points.

She leads the Irish in 20+ scoring performances with 8, which also sets a new career best - previous was four set her sophomore year at UNC (2016-17). Her 8 games are tied for 4th in the ACC.

FULFILLING HER DESTINEE

As alluded above, what a month it's been for Walker. In fact, only Virginia's Jocelyn Willoughby (22.3 ppg) and Duke's Haley Gorecki (19.4 ppg) are having a better

February than Walker (19.2 ppg) amongst ACC players.

First, the Orlando native tallied 24 points in just 26 minutes of play vs. Pitt (2/9), nearly missing the entire third quarter due to foul trouble. She converted 4-of-7 from three-point range and dished out a season best 4 assists.

Then, after sitting with two points at the half at Wake Forest (2/6), Walker willed the Irish to victory by scoring 12 points in the third and 10 points in the fourth, to finish with 24.

Next, Walker almost single-handedly won the game in Boston College (2/13), pouring in 21 points, including a go-ahead basket with 1.2 seconds on the clock.

WINS WITH WALKER

Coach McGraw has stressed the need for consistency from all five starters in order to succeed. When looking at stats in wins versus stats in losses, one can see we go when Walker goes.

Walker averages six more points per game in wins compared to losses - 18.5 versus 12.0. In wins, Walker is shooting 47.3 percent from the field, including 36.2 percent from three. In fact, Walker has tallied double-digit points in all 10 wins.

VAUGHN TOUGH ON THE ROAD

Mikki Vaughn has recorded four separate occasions in which she has reached double-digit points by halftime. What's interesting to note is the fact that all four instances have been on the road.

- 13 at Pitt on Jan. 2
- 10 at Syracuse on Jan. 5
- 14 at Duke on Jan. 23
- 10 at Georgia Tech on Feb. 2

When diving deeper, six of Vaughn's seven double-digit scoring performances have been on the road in league play. She continued that trend with a 16-point outing at No. 9 Louisville on Feb. 16.

MIK IN ACC PLAY

Vaughn suffered an ACL sprain in her right knee in the season opener and missed the next 11 games. The junior returned to the team for the start of ACC play, where she has provided a nice boost for the Irish.

No one in the league has been more efficient from the field than Vaughn, who is shooting 59.3 percent from the field in ACC play.

Since returning, Vaughn has recorded seven double-digit scoring games, recording at least 16 points in six of those games --> also included two double-doubles.

NOTRE DAME'S RECORD WHEN ...

Day of the Week	
Sunday	3-6
Monday	0-1
Tuesday	1-0
Wednesday	1-2
Thursday	2-6
Friday	1-1
Saturday	2-0
Time of Game	
Day games (before 6 pm local time)	5-8
Night games (6 pm or later local time)	5-8
Location	
Home games	4-8
Road games	5-6
Neutral site	1-2
Halftime Score	
Leading at the half	6-3
Tied at the half	0-1
Trailing at the half	4-12
Individual Scoring	
Two or fewer double-figure scorers	0-5
Three double-figure scorers	4-7
Four double-figure scorers	6-4
Five or more double-figure scorers	
Rebounding margin	
More rebounds than opponent	4-4
Same number of rebounds	0-1
Fewer rebounds than opponent	6-11
Field goal shooting	
Shot higher percentage than opponent	10-6
Shot same percentage as opponent	
Show lower percentage than opponent	0-10
Shot 45% or better	6-4
Shoot less than 45%	4-12
Hold opponent under 40%	9-5
Free-throw margin	
Make more free-throws than opponent	6-8
Make same number of free-throws	1-2
Make fewer free-throws than opponent	3-6
Turnovers	
Commit fewer turnovers	5-6
Commit same number of turnovers	3-1
Commit more turnovers	2-9
Uniform Combinations	
White jerseys with gold	2-1
White jerseys with green trim	3-5
White jerseys with navy trim	0-3
Blue jerseys	4-7

Miscellaneous	
Vs. top-25	2-6
Vs. top-10	0-4
When ranked higher	2-2
When ranked lower	2-5
On commercial tv	3-11
In overtime games	

Margin of Victory	
1-5 points	4-3
6-10 points	2-4
11-15 points	0-3
16-20 points	1-1
21+ points	3-5

Month	
November	5-4
December	0-4
January	2-6
February	3-2
March	
April	

3PT FG% DEFENSE

The Irish lead ACC schools in league play in three-point field goal percentage defense, limiting opposition to .262 shooting percentage from beyond the arc.

ANNUAL PINK ZONE GAME SUNDAY

Notre Dame's Pink Zone initiative has made a tremendous impact on our local community over the last ten years by providing funds for education, screenings, support and research for breast cancer.

Once again this year, fans bid on player warmup shirts and the coaches polos, with the winners placing their loved one's name on the back. Both the shooting shirts and polos will be worn for Sunday's game.

At halftime, we will welcome all cancer survivors to join us on the court for a special recognition. This year we will have a speed painter presentation.

GILBERT ACC ROOKIE OF THE WEEK

For the first time in her career, Gilbert picked up an ACC accolade, earning Rookie of the Week honors on Feb. 10. Gilbert averaged 14.5 points, 5.5 rebounds and 3.5 assists in wins over Wake Forest and Pitt - all up from her season averages.

Gilbert was an efficient 45.5 percent from the floor at Wake Forest, totaling 12 points for the game. The 5-10 guard also delivered a key jumper in the paint which broke the 69-69 tie to propel the Irish forward for the 75-71 win. Next, Gilbert poured in 17 points in the 74-52 win over Pitt, marking her team-best 21st game in double figures. In fact, Gilbert posted a strong first

half - already in double digits with 11 points.

BAER'S DEN

A new face has appeared at the end of the Notre Dame bench, sporting a No. 1 jersey. She is none other than Irish volleyball product Kristin Baer. The graduate student still boasted a year of eligibility after her final volleyball season and joined the women's basketball squad before the Georgia Tech game. Baer played middle blocker and led the Irish with a career high 119 blocks last fall.

Baer got into the Pitt game on Feb. 9 with 1:35 remaining and scored her first career basket.

THE ONES THAT GOT AWAY

Three times in ACC play, the Irish let a sustainable lead slip away late.

- Feb. 13 at Boston College -- Irish were up 15 points at 4:21 left in the third. The Eagles rallied with a 20-0 run to claim the lead. With 1.2 seconds remaining, Destinee Walker hits a go-ahead jumper to push the Irish ahead. Yet, Boston College takes a timeout to advance the ball and scores underneath the basket at the buzzer.

- Jan. 16 at Duke -- Irish were up nine points in the fourth quarter but turned the ball over three times in the final 40 seconds to lose 50-47.

- Jan. 5 at Syracuse -- Up 10 within the first minute of the fourth quarter, and later up four with 1:31 left, yet the Orange won 74-63 in overtime.

Three times in non-con play, the Irish battled back and had a chance to win in the fourth but couldn't close it out.

- Dec. 4 vs. Minnesota -- Down 18 in the 2nd quarter -- took a 57-56 lead in the 4th quarter before losing 75-67.

- Nov. 29 vs. South Dakota State -- Down 16 in the 3rd quarter -- took a 48-45 lead at the start of the 4th quarter before losing 65-59.

- Nov. 14 vs. Michigan State -- Down 13 in the 1Q -- had chance to tie at the buzzer before losing 72-69.

HEATING UP FROM THREE

Sam Brunelle struggled early on, going 13-of-68 (.191) from beyond the arc over the first 14 games. However, she's flipped the script as of late. Brunelle has converted multiple treys nine times over the last 12 games. In fact, since Jan. 5, she has converted 25-of-73 (.342) from three. Also since Jan. 5, Brunelle is averaging 2.1 made three's/game.

Destinee Walker has been the hottest from three as of late - over the last three games, the Orlando native has converted 9-of-18 (.500). Four games prior she was 3-of-17 (.176).

BUILDING BLOCK FOR THE FUTURE

GAME BY GAME STARTING LINEUPS

DATE	OPPONENT	LINEUP					RECORD
11/5	Fordham	Snizek	Peoples	Walker	Brunelle	Vaughn	1-0
11/8	Loyola Maryland	Snizek	Peoples	Walker	Brunelle	Gilbert	1-0
11/11	Tennessee	Snizek	Peoples	Walker	Brunelle	Gilbert	1-1
11/14	Michigan St	Snizek	Peoples	Walker	Brunelle	Gilbert	1-2
11/20	Toledo	Snizek	Peoples	Walker	Brunelle	Gilbert	2-2
11/23	Michigan	Snizek	Cosgrove	Walker	Brunelle	Gilbert	1-0
11/28	FGCU	Snizek	Peoples	Walker	Brunelle	Gilbert	2-3
11/29	South Dakota St	Snizek	Peoples	Walker	Brunelle	Gilbert	2-4
11/30	USF	Snizek	Cosgrove	Walker	Brunelle	Gilbert	2-0
12/4	Minnesota	Snizek	Cosgrove	Walker	Brunelle	Gilbert	2-1
12/8	UConn	Snizek	Cosgrove	Walker	Brunelle	Gilbert	2-2
12/11	DePaul	Snizek	Peoples	Walker	Brunelle	Gilbert	2-5
12/29	Clemson	Gilbert	Peoples	Walker	Brunelle	Vaughn	0-1
1/2	Pittsburgh	Snizek	Peoples	Gilbert	Brunelle	Vaughn	1-0
1/5	Syracuse	Snizek	Gilbert	Walker	Brunelle	Vaughn	0-1
1/9	Boston College	Snizek	Gilbert	Walker	Brunelle	Vaughn	0-2
1/12	NC State	Snizek	Gilbert	Walker	Brunelle	Vaughn	0-3
1/16	Duke	Snizek	Gilbert	Walker	Brunelle	Vaughn	0-4
1/19	Miami	Snizek	Gilbert	Walker	Brunelle	Vaughn	1-4
1/26	Virginia	Snizek	Gilbert	Walker	Brunelle	Vaughn	1-5
1/30	Louisville	Snizek	Gilbert	Walker	Brunelle	Vaughn	1-6
2/2	Georgia Tech	Snizek	Gilbert	Walker	Brunelle	Vaughn	2-6
2/6	Wake Forest	Snizek	Gilbert	Walker	Brunelle	Vaughn	3-6
2/9	Pittsburgh	Snizek	Gilbert	Walker	Brunelle	Vaughn	4-6
2/13	Boston College	Snizek	Gilbert	Walker	Brunelle	Vaughn	4-7
2/16	Louisville	Snizek	Gilbert	Walker	Brunelle	Vaughn	4-8
2/20	Virginia Tech						
2/23	Syracuse						
2/27	North Carolina						
3/1	Florida St						

Season/Career Start Totals

Player	2019-20	Career	Streak
Sam Brunelle	26	26	26
Destinee Walker	25	76	12
Marta Snizek	25	75	13
Katlyn Gilbert	25	25	25
Mikayla Vaughn	15	15	14
Anaya Peoples	10	10	
Danielle Cosgrove	4	4	
Abby Prohaska	0	3	

Record When Starting

Player	2019-20	Career
Marta Snizek	10-15	10-15
Sam Brunelle	10-16	10-16
Destinee Walker	9-16	9-16
Katlyn Gilbert	9-16	9-16
Mikayla Vaughn	6-9	6-9
Anaya Peoples	4-7	4-7
Danielle Cosgrove	2-2	2-2
Abby Prohaska	0-0	2-1

The future is certainly bright for the Irish with a young nucleus in place. With Gilbert's redshirt last year, coupled with Prohaska's redshirt this season, the duo will join Brunelle and Peoples as sophomores for the 2020-21 season. Add that to the fact that five freshmen, who were the No. 3 ranked recruiting class in the country, will be injected into the program. Thus, the Irish will have a very young core of nine players to build from for the next couple of years. In addition, Vaughn still has two years of eligibility as well.

JORDAN BRAND CLASSIC

Class of 2020 signees Natalija Marshall and Allie Campbell were both invited to participate in this spring's Jordan Brand Classic in Chicago. The JBC is a celebratory game featuring the next generation of basketball standouts.

Current Irish who are Jordan Brand Classic alumni include Sam Brunelle, Anaya Peoples, Katlyn Gilbert and Destinee Walker.

Marshall, a 6-5 forward from Middle Village, N.Y., ranked 32nd in her class by ESPN. Marshall led Christ the King to the New York State Class AA Federation championship last season when she averaged 13.4 points, 7.2 rebounds and 4.1 blocks per game.

Campbell, a 5-11 guard from Bellwood, Penn., recently became the all-time leading scorer in District 6 history, surpassing the original record of 2,675 career points. Campbell has led her school to 2A state titles the past two seasons and was the 2019 USA Today Pennsylvania Player of the Year.

MCDONALD'S ALL-AMERICAN

Notre Dame Class of 2020 signee Maddy Westbeld was 1-of-24 honorees selected to play in the 43rd McDonald's All-American Game on April 1. Westbeld becomes the 20th McDonald's All-American in Notre Dame history. The Fighting Irish have even boasted three game M.V.P.'s in Skylar Diggins, Brianna Turner and Marina Mabrey.

Current McDonald's All-Americans on the roster include Katlyn Gilbert, Sam Brunelle and Anaya Peoples. Note – fifth-year transfer Destinee Walker competed in the game as well.

Westbeld is a 6-3 forward from Kettering, Ohio and was Notre Dame's highest ranked recruit in the class, checking in at No. 23 overall and fifth at her position. Westbeld attends Fairmont High.

"I think Maddy Westbeld is a Larry Bird type of player," Coach McGraw stated back on signing day in November. "She can shoot, pass, rebound, take the ball off the rim and go coast-to-coast. She's underrated from the national scouting services. She's going to be a huge

impact player for us.”

HOME INVASION

With the loss to Louisville on Jan. 30, the Irish suffered their 8th loss on the year inside Purcell Pavilion. The Irish have never finished with a losing home record under 33-year head coach Muffet McGraw - the closest being 7-7 for the 1991-92 season. In fact, their lone losing home record over their 10 seasons prior to McGraw's arrival came in 1980-81 (first year as an NCAA Division I program), when they went 6-7 under head coach Mary DiStanislao.

OLYMPIANS ON THE HORIZON

In the 40-year history of the program, the Irish have had only two Olympians: Ruth Riley and Canada's finest Natalie Achronwa. As the 2020 Tokyo Olympics draw near, the Irish could finally add three names to the list: Skylar Diggins-Smith, Kayla McBride and Jewell Loyd. All three have suited up recently in either exhibitions versus college teams or FIBA Olympic qualifying action.

FRESHMEN DUO SENSATION

Notre Dame women's basketball has never seen the offensive output from two freshmen like this before, let alone three - Gilbert is averaging 13.5 ppg compared to Brunelle's 13.0 ppg, while Peoples finished at 12.6 ppg. There have never been three freshmen to finish with a double-digit scoring average, and there have only been two freshmen pairs in program history to finish the season that way:

-- Arike Ogunbowale (11.4) and Marina Mabrey (10.7) in the 2015-16 season.

-- Mary Beth Schueth (13.0) and Carrie Bates (12.4) were the first in the 1981-82 season.

Currently, there are only two freshmen pairs in all of Division-I to average 13.0 ppg or higher --> ND's Brunelle and Gilbert & Fresno State's Haley & Hanna Cavinder.

IF ONLY THEY KEPT THE STAT

If charges taken was an official NCAA kept stat, Marta Sniezek could very well be atop the list in the nation.

The defensive catalyst of the team, Sniezek has taken 30 charges this season, which shatters the record set by Kristina Nelson during the 2017-18 championship season (19). In addition, Sniezek had recorded a charge taken in 13 straight games, which ended against Louisville on Jan. 30.

Her most impressive week came on the Cancun trip. The Virginia native took a charge against FGCU, four against South Dakota State and then four again vs. USF in Cancun.

On a completely different defensive note - Sniezek is averaging 1.8 steals/game, which ranks 5th in the ACC.

The Virginia native captured a career high six steals at Syracuse on Jan. 5.

SNIEZEK DIMES

Sniezek is averaging 5.2 assists/game which ranks 22nd in the nation and 2nd in the ACC - only behind Virginia Tech's Taja Cole. In addition, her 1.2 A/TO ratio ranks 15th in the league.

Sniezek boasts two double-digit assist performances, which ties UNC's Shayla Bennett for the most in the league. Her 12-assist performance against No. 16 DePaul on Dec. 11, tied for the league high for an individual game.

DECADE IN REVIEW

Seven Final Fours, six NCAA title game appearances and one national championship in 2018 -- Notre Dame just capped not only its best decade in program history, but also one of the best in all of Division I.

Over the past 10 years, Notre Dame has captured 316 wins, which ranks third behind UConn and Baylor. Furthermore, they have posted the third highest scoring average over the past decade as well.

UConn -- 337 wins -- 83.7 ppg

Baylor -- 321 wins -- 82.0 ppg

Notre Dame -- 316 wins -- 81.4 ppg

Stanford -- 284 wins

Maryland -- 270 wins

LOOKING BACK AT ND'S GREAT START IN THE ACC

The Irish are competing in their seventh season in ACC play. Over the past six years, they have been nothing short of dominant.

The Irish won six straight ACC regular season championships (and eight straight regular season titles when going back to the final two years in the BIG EAST). The six consecutive regular season titles tie the all-time mark set by Virginia from 1991-96. In addition, the eight in a row marks the second highest active streak in the country, only behind nine from Baylor. Furthermore, the Irish have claimed five ACC Tournament crowns.

Before this conference season, Notre Dame had compiled a 91-5 league record since joining the ACC for the 2013-14 season.

The loss to Clemson on Dec. 29 not only marked Notre Dame's first ACC loss at home, but also the first conference game loss at home since its BIG EAST days in 2012. The Irish had won 58 straight conference games at home in that span.

31 POINTS FOR A FRESHMAN

On Dec. 11 versus No. 16 DePaul, Sam Brunelle exploded with a career high 31 points on 13-of-18 shooting.

Brunelle is now 1-of-6 players in the ACC to record a 30+ point performance.

Her 31 points are tied for the seventh most in the country by a true freshman this year -- top honor belongs to St. John's Leilani Correa, who scored 33 against Army.

When looking just at Notre Dame's freshmen history, Brunelle has tied both Skylar Diggins and Katryna Gaither for a freshman individual game scoring high.

Skylar Diggins poured in 31 points (13-21 FG) in an NCAA second round win over Vermont. It marked the most points ever by a Notre Dame rookie in an NCAA tourney game. In addition, Katryna Gaither had 31 points against Indiana on Nov. 24, 1995.

Jewell Loyd gives great reference in terms of Brunelle's performance against a ranked squad -- Loyd recorded 24 points against No. 3 Baylor, which marked the most points by a Notre Dame rookie against a ranked team since Jan. 26, 2002, when Jacqueline Batteast tallied 26 vs. No. 16 Virginia Tech. Prior to that, Alicia Ratay recorded 26 at No. 8 Rutgers on Feb. 19, 2000.

GILBERT-PEOPLES CONNECTION

The on-the-court chemistry between guards Katlyn Gilbert and Anaya Peoples has been immediate and there's no wonder why. Gilbert, from the Indianapolis area, and Peoples from Danville, Illinois, have played together every summer since they were seven and six years old, respectively. The duo first played on FBC together and later finished playing with Midwest Elite in Chicago.

BRUNELLE SETS FRESHMAN RECORD

Never in the history of the Fighting Irish women's basketball program has a player started her ND career with five straight games in double figures ... until now. Freshman Sam Brunelle did just that and then more, recording a stretch of seven in a row before her streak came to an end vs. South Dakota State on Nov. 29.

AN IMPRESSIVE STREAK ENDED

A 12-year streak ended on Monday, Nov. 18, when Notre Dame exited the A.P. Top-25 poll. At the time, the Irish boasted the third highest active streak in the country with 234 straight weeks in the poll - only UConn and Baylor were higher. The streak dates back to the start of the 2007-08 season.

WHAT WE'VE LOST

Starters Ogunbowale, Young, Mabrey, Shepard and Turner went down as the most prolific scoring fivesome in NCAA Division I history. The ND quintet amassed a total of 10,230 points, becoming the first group to ever accumulate 10,000 points or more.

When you look at those who graduated/went to the WNBA, transferred or who are currently injured (Prohas-

ka), the Irish have lost 3,259 points of their 3,454 team total from last season. That equates to 94.4 percent of their offense. Both the percentage and total rank as the most all-time lost for a power-five school.

Now last year's starters went on to make WNBA Draft history - becoming the first starting five to not only be drafted but do so in the first 20 picks. Jackie Young became the second Irish player in program history selected No. 1 overall, joining Jewell Loyd, when she was picked by the Las Vegas Aces. Notre Dame joined Stanford, Tennessee and UConn as the only programs with multiple No. 1 overall selections.

Moments later, the Dallas Wings selected Arike Ogunbowale fifth overall. This marked the first time the Irish had two first round picks within the top five. History continued with the 11th overall pick, where the Atlanta Dream selected Brianna Turner, thus marking the first time Notre Dame had three first round picks. However, shortly after, the Mercury traded for the rights of Turner, shipping the forward to Phoenix, Arizona. Next up, Jessica Shepard went 16th overall to the Minnesota Lynx. Then Marina Mabrey completed the group after going 19th overall to the Los Angeles Sparks.

Furthermore, Ogunbowale, Young and Turner were later named to the WNBA All-Rookie Team, as ND became the first program to have three selections.

CHANGE IN COACHING

Out of 349 NCAA Division I women's basketball programs at the start of the 2018-19 season, Notre Dame was one of just six, whose head coach and three assistant coaches were together seven consecutive seasons. However, change met familiarity for the 2019-20 season. Just months after Coach McGraw's passionate Final Four speech about wanting more female leadership, Niele Ivey accepted an assistant coaching position with the Memphis Grizzlies, becoming the ninth active NBA female coach.

Enter a last name Notre Dame fans know all too well - Mabrey. Michaela ensures that a Mabrey will be on Notre Dame's campus for the eighth straight year. A 2016 alumna, her younger sister just graduated in 2019. Mabrey has spent one year coaching stints at Miami, Miami (Ohio) and LSU.

FRESHMEN STARTERS

A program rarity occurred in the season opener at Fordham, when Coach McGraw started freshmen Sam Brunelle and Anaya Peoples. It marked the first time two freshmen started a season opener for Notre Dame since the 2001-02 season opener in which Teresa Borton and Jacqueline Batteast started. And in that moment back in 2001, it marked the first time in 20 years two freshmen had started.

1,000 PROGRAM WINS

With the victory over Fordham on Nov. 5, the Irish became the 13th team to reach the 1,000-win milestone.

The teams right in front of the Irish are:

No. 12 Maryland - 1,001 wins

No. 11 Western Kentucky - 1,004 wins

No. 10 Green Bay - 1,005 wins

(win total listed was before season kicked off)*

RING OF HONOR

On November 8, Natalie Achonwa joined Notre Dame's prestigious Ring of Honor. Achonwa becomes the sixth player to have a banner raised in the rafters, joining Ruth Riley-Hunter, Skylar Diggins-Smith, Niele Ivey, Beth (Morgan) Cunningham and Kayla McBride.

Donning an Irish uniform from 2010-14, Achonwa-led squads reached four consecutive Final Fours, including three NCAA title games. Achonwa accumulated an impressive 138-15 overall record (second most by a senior class) with a 60-4 mark in conference play, in addition to winning five combined regular season and conference tournament championships.

The Guelph, Ontario, native was a two-time All-American, three-time All-NCAA Regional nod and a two-time All-Conference selection (2013 Big East / 2014 ACC). Achonwa, who captained the Irish her senior year, now ranks 16th on the Irish all-time scoring list, amassing 1,546 points over her storied career.

ACC NEWCOMER WATCH LIST

The Atlantic Coast Conference named freshmen Anaya Peoples and Sam Brunelle to its Newcomer Watch List, claiming two of the five spots on both the Blue Ribbon media poll and the coaches poll.

Brunelle and Peoples were top-20 ranked recruits, who comprised yet another top-10 ranked recruiting class for Karen & Kevin Keyes head coach Muffet McGraw and company. Brunelle, who was ranked No. 6 overall by espnW, was a two-time Naismith High School All-American and 2019 McDonald's All-American - won the three-point contest at the latter. Brunelle was also both the 2018 Gatorade Virginia Player of the Year and USA Today Virginia Player of the Year. Ultimately, she finished her prep career with 2,229 points and 1,272 rebounds.

Peoples, who was ranked fourth at her position, was a two-time Illinois Class 1A State champion at Dan Schlarman High, where she finished her prep career with 2,086 points. Peoples was a 2019 McDonald's All-American and Jordan Brand Classic member. In 2018, Peoples was a Naismith All-America honorable mention.

CHERYL MILLER AWARD WATCH LIST

The Naismith Memorial Basketball Hall of Fame and the Women's Basketball Coaches Association announced its watch list for the 2020 Cheryl Miller Award, with freshman Sam Brunelle making the cut. The Cheryl

Miller Award Watch List recognizes the top 20 small forwards in the country.

This marks the second consecutive year the Irish have had a representative on the Cheryl Miller Award Watch List. Last season, Jackie Young was a top-five finalist for the award.

STATISTICAL CHAMPION

The 2018-19 version of the Fighting Irish earned a statistical championship by season's end for the country's top offense. Averaging a blistering 88.6 points per game, it marks the first time in which the Irish finished as the nation's top offense. All-in-all, the Irish totaled 3,454 points.

Notre Dame's scoring average will also go down as the program's top offense as well. The 2013-14 Irish squad led by Kayla McBride and Natalie Achonwa previously held the record at 86.1 ppg (3,271 points in 38 games).

A 30-WIN CAMPAIGN

Notre Dame wrapped the 2018-19 year with a 35-4 overall record, marking the program's ninth consecutive 30-win season and 11th in school history. Nationally, only UConn has a longer active streak of 30-win seasons at 14, while Baylor matches the Irish with a streak that began in 2010-11.

Leading Scorer

Sam Brunelle	7 (7)
Kate Gilbert	7 (7)
Destinee Walker	7 (7)
Mikki Vaughn	4 (4)
Anaya Peoples	3 (3)

Leading Rebounder

Anaya Peoples	9 (9)
Sam Brunelle	8 (8)
Mikayla Vaughn	8 (8)
Destinee Walker	2 (2)
Katlyn Gilbert	3 (3)
Marta Sniezek	1 (1)

Leader in Assists

Marta Sniezek	21 (21)
Katlyn Gilbert	6 (6)
Destinee Walker	2 (2)
Mikki Vaughn	2 (2)
Danielle Cosgrove	1 (1)
Kaitlin Cole	1 (1)
Abby Prohaska	0 (1)

20-Point Scoring Games

Opponents	13
Notre Dame	15
Destinee Walker	8
Sam Brunelle	3
Katlyn Gilbert	2
Anaya Peoples	1
Mikki Vaughn	

30-Point Scoring Games

Opponents	1
Notre Dame	1
Sam Brunelle	1

Tip-Offs Controlled

Opponents	18
Notre Dame	8
Mikayla Vaughn	5-15
Sam Brunelle	3-10
Katlyn Gilbert	0-1

First Score

Opponents	16
Notre Dame	10
Anaya Peoples	4
Sam Brunelle	2
Katlyn Gilbert	2
Destinee Walker	1
Mikki Vaughn	1

Runs of 10 or Better

Opponents	10
Notre Dame	11

Largest Halftime Lead

18 vs Loyola MD, 11/8/19

Largest Halftime Deficit

27, at #4 UConn, 12/8/19

Largest Lead

28 vs Loyola MD (1:20 in 4Q), 11/8/19

Largest Deficit

38 at Virginia (9:14 in 4Q), 1/26/20

Largest Deficit Overcome to Win

11 at Michigan (2nd Q, 6:35, 33-22), 11/23/19
 10 at Wake Forest (2nd Q, 2:55, 33-23), 2/6/20
 9 vs Toledo (2nd Q, 1:43, 31-22), 11/20/19

Largest Lead Given Out in Loss

15 at Boston College (4:21 in 3Q, 2/13/20)
 13 at Duke (5:27 in 2Q, 1/16/20)
 11 vs DePaul (8:13 in 2Q, 12/12/19)
 10 at Syracuse (9:50 in 4Q, 1/5/20)

Most Consecutive Points

20 vs Miami, 1/19/20

Most Consecutive Points (Opponent)

20, at Boston College, 2/13/20
 18, at #4 UConn, 12/8/19
 16, vs FGCU, 11/28/19
 15, at Syracuse 1/5/20
 15, vs Pitt, 2/9/20

Double-Figure Points

Player	2019-20	Career
Katlyn Gilbert	22	23
Destinee Walker	21	61
Sam Brunelle	18	18
Anaya Peoples	12	12
Mikayla Vaughn	7	10
Marta Sniezek	2	11
Danielle Cosgrove	1	1

Double-Figure Rebounds

Player	2019-20	Career
Anaya Peoples	5	5
Mikayla Vaughn	4	5
Sam Brunelle	2	2
Destinee Walker	1	2

5-5-5 Games

(aka "Stat Sheet Stuffers")

Player	2019-20	Career
Marta Sniezek	3	9
Katlyn Gilbert	2	2
Anaya Peoples	1	1
Mikki Vaughn	1	1
Destinee Walker	0	1

Double-Doubles

Player	2019-20	Career
Anaya Peoples	3	3
Sam Brunelle	2	2
Mikayla Vaughn	2	2
Destinee Walker	1	2

Season Point Totals

Date	Opp.	OffT0	Paint	2ndCh	FBreak	Bench
11/5	Fordham	14/13	32/22	14/9	9/3	16/8
11/8	Loyola MD	24/18	42/30	11/9	15/8	8/35
11/11	Tennessee	19/14	16/26	9/14	11/9	3/13
11/14	Michigan St	18/29	28/24	9/13	9/9	12/13
11/20	Toledo	16/8	24/28	7/2	6/2	3/13
11/23	Michigan	32/9	36/26	8/29	13/0	15/14
11/28	FGCU	9/20	26/34	2/13	12/10	3/11
11/29	South Dakota St	22/10	32/38	5/10	18/4	3/13
11/30	USF	23/20	34/24	5/17	17/6	18/27
12/4	Minnesota	10/11	44/22	8/14	10/4	11/3
12/8	UConn	11/23	36/34	5/21	8/13	19/12
12/11	DePaul	13/33	66/38	12/21	6/2	3/7
12/29	Clemson	16/20	28/32	10/15	10/7	2/10
1/2	Pitt	18/9	40/22	8/15	14/9	16/23
1/5	Syracuse	7/17	24/30	15/24	18/13	4/4
1/9	Boston College	9/21	36/34	10/24	7/10	12/14
1/12	NC State	10/22	22/38	11/15	8/5	6/30
1/16	Duke	13/16	20/18	15/7	5/11	3/17
1/19	Miami	13/11	38/26	12/8	4/4	2/14
1/26	Virginia	13/28	16/50	6/14	5/22	6/39
1/30	Louisville	10/18	22/34	7/12	4/4	3/24
2/2	Georgia Tech	12/12	36/20	4/16	11/9	0/18
2/6	Wake Forest	18/4	42/30	6/17	11/9	9/10
2/9	Pitt	10/9	16/24	5/8	7/2	14/6
2/13	Boston College	17/18	26/34	15/16	2/7	2/16
2/16	Louisville	12/24	34/36	12/4	4/6	0/33

*Notre Dame is listed first in each column

Points Off Turnovers

	Total	Average
Notre Dame	389	15.0
Opponents	437	16.8

Points in the Paint

	Total	Average
Notre Dame	816	31.4
Opponents	774	29.8

Second Chance Points

	Total	Average
Notre Dame	231	8.9
Opponents	367	14.1

Fast Break Points

	Total	Average
Notre Dame	244	9.4
Opponents	188	7.2

Bench Scoring

	Total	Average
Notre Dame	193	7.4
Opponents	427	16.4



KATIE COLE

2

5-10 // SENIOR // GUARD

TOLEDO, OHIO

SYLVANIA NORTHVIEW

SEASON BESTS

Pts: 6 (at Wake, 2/6/20)
 Rebs: 5, 2x (last vs Pitt, 2/9/20)
 FGM: 3 (at Wake, 2/6/20)
 FGA: 7 (vs Pitt, 2/9/20)
 3FGM: 3FGA: 2 (vs Clemson, 12/29/19)
 FTM: 1, 2x (last vs DePaul, 12/11/19)
 FTA: 4 (vs DePaul, 12/11/19)
 Ast: 3, 2x (last at Virginia, 1/26/20)
 Blk: 1, 3x (last at Boston College, 2/13/20)
 Stl: 2, 3x (last vs Pitt, 2/9/20)
 Min: 33 (vs Pitt, 2/9/20)

CAREER BESTS

Pts: 6 (at Wake, 2/6/20)
 Rebs: 5, 2x (last vs Pitt, 2/9/20)
 FGM: 3 (at Wake, 2/6/20)
 FGA: 7 (vs Pitt, 2/9/20)
 3FGM: 1, 6x (last vs CSUN, 3/16/18)
 3FGA: 2, 4x (last vs Clemson, 12/29/19)
 FTM: 1, 3x (last vs DePaul, 12/11/19)
 FTA: 4 (vs DePaul, 12/11/19)
 Ast: 3, 2x (last at Virginia, 1/26/20)
 Blk: 1, 6x (last at Boston College, 2/13/20)
 Stl: 2, 4x (last vs Pitt, 2/9/20)
 Min: 33 (vs Pitt, 2/9/20)

UPDATE

- Played in all 26 games, averaging 12.7 minutes off the bench.
- Awarded a scholarship for her senior season. Was a walk-on the two years prior. Lone guard option off the bench.
- Coach McGraw credited Cole for helping spark the team's 20-0 run in the third quarter vs. Miami. Cole played a career high 23 minutes and recorded four rebounds, a steal and a bucket.
- Logged 20+ minutes in 3 straight games from Jan. 19-30 --> career high stretch for the senior.
- Scored a career high 6 points at Wake Forest on Feb. 6, connecting on 3-of-4 from the field.
- Followed that up with a career high 33-minute game vs. Pitt on Feb. 9, where she tied her career highs in steals (2) and rebounds (5).
- Last 3 games: Averaging 4.0 ppg and 3.3 rpg, shooting 6-of-12 from the field.

SEASON

0..... Double-Figure Scoring.....0

CAREER

2019-20 GAME-BY-GAME STATISTICS

Date	Opponent	GS	MIN	FG-A	3P-A	FT-A	RB	PF	A	TO	ST	BL	PTS
11/5	@ Fordham	5	0-0	0-0	0-0	0-0-0	0	0	0	0	0	0	0
11/8	Loyola MD	8	1-1	0-0	0-0	0-1-1	1	0	0	0	0	0	2
11/11	Tennessee	7	0-0	0-0	0-0	0-0-0	2	0	0	2	0	0	0
11/14	Michigan St	11	0-1	0-0	0-0	0-0-0	2	0	1	0	0	0	0
11/20	Toledo	3	0-0	0-0	1-2	1-1-2	2	1	0	0	0	0	1
11/23	@ Michigan	15	1-1	0-0	0-0	1-0-1	4	0	1	1	0	0	2
11/28	vs FGCU	14	0-0	0-0	0-0	1-0-1	2	1	2	0	0	0	0
11/29	vs South Dakota St	11	0-1	0-1	0-0	0-0-0	0	0	0	1	0	0	0
11/30	vs USF	7	0-1	0-0	0-0	1-1-2	0	0	0	0	0	0	0
12/4	Minnesota	8	1-2	0-1	0-0	1-2-3	1	0	0	0	1	0	2
12/8	@ UConn	11	1-3	0-0	0-0	1-1-2	1	0	1	0	0	0	2
12/11	DePaul	21	1-2	0-0	1-4	4-1-5	0	2	2	2	0	0	3
12/29	Clemson	17	0-3	0-2	0-0	1-3-4	1	0	2	1	0	0	0
1/2	@ Pittsburgh	8	0-1	0-0	0-0	0-0-0	3	1	0	0	0	0	0
1/5	@ Syracuse	2	0-0	0-0	0-0	1-0-1	0	0	0	0	0	0	0
1/9	Boston College	2	0-0	0-0	0-0	0-0-0	2	0	0	0	0	0	0
1/12	NC State	9	0-0	0-0	0-0	0-1-1	1	0	0	0	0	0	0
1/16	@ Duke	10	0-1	0-0	0-0	2-1-3	1	0	2	0	0	0	0
1/19	Miami	23	1-4	0-0	0-0	0-4-4	2	3	1	1	0	0	2
1/26	@ Virginia	23	1-2	0-0	0-2	2-2-4	4	3	1	0	0	0	2
1/30	Louisville	20	0-3	0-0	0-0	1-3-4	3	0	0	0	0	1	0
2/2	@ Georgia Tech	9	0-0	0-0	0-0	0-0-0	2	0	0	1	0	0	0
2/6	@ Wake Forest	17	3-4	0-0	0-0	0-2-2	3	0	0	0	0	0	6
2/9	Pittsburgh	33	2-7	0-0	0-0	3-2-5	1	1	0	2	0	0	4
2/13	@ Boston College	23	1-1	0-0	0-0	2-1-3	2	1	0	0	1	0	2
2/16	@ Louisville	14	0-1	0-0	0-0	0-0-0	1	0	3	1	0	0	0
2/20	Virginia Tech												
2/23	Syracuse												
2/27	UNC												
3/1	@ Florida St												

COLE'S OVERALL CAREER STATISTICS

SEASON	TEAM	GP-GS	MIN/AVG	FG-FGA	FG%	3FG-FGA	3FG%	FT-FTA	FT%	OFF	DEF	TOT	AVG	PF-FO	AST	TO	BLK	STL	PTS	AVG
2017-18	ND	24-0	120/5.0	11-28	.393	6-17	.353	1-3	.333	5	11	16	0.7	11-0	2	9	3	6	29	1.2
2019-20	ND	26-0	330/12.7	13-39	.333	0-4	.000	2-8	.250	22	26	48	1.8	41-0	13	16	3	12	28	1.1
TOTAL		50-0	450/9.0	24-67	.358	6-21	.286	3-11	.273	27	37	64	1.3	52-0	15	25	6	18	57	1.1



KATLYN GILBERT 10

5-10 // SOPHOMORE // GUARD

INDIANAPOLIS, INDIANA

HERITAGE CHRISTIAN

SEASON BESTS

Pts: 25 (vs NC State, 1/12/20)
 Rebs: 8, 2x (last vs USF, 11/30/19)
 FGM: 12 (vs NC State, 1/12/20)
 FGA: 26 (vs NC State, 1/12/20)
 3FGM: 2 (at UConn, 12/8/19)
 3FGA: 5 (at UConn, 12/8/19)
 FTM: 8 (vs Louisville, 1/30/20)
 FTA: 9 (at Fordham, 11/5/19)
 Ast: 9 (vs Clemson, 12/29/19)
 Blk: 2, 3x (last at Virginia, 1/26/20)
 Stl: 6 (at Duke, 1/16/20)
 Min: 39, 3x (last at Duke, 1/16/20)

CAREER BESTS

Pts: 25 (vs NC State, 1/12/20)
 Rebs: 8, 2x (last vs USF, 11/30/19)
 FGM: 12 (vs NC State, 1/12/20)
 FGA: 26 (vs NC State, 1/12/20)
 3FGM: 2 (at UConn, 12/8/19)
 3FGA: 5 (at UConn, 12/8/19)
 FTM: 8 (vs Louisville, 1/30/20)
 FTA: 9 (at Fordham, 11/5/19)
 Ast: 9 (vs Clemson, 12/29/19)
 Blk: 2, 3x (last at Virginia, 1/26/20)
 Stl: 6 (at Duke, 1/16/20)
 Min: 39, 3x (last at Duke, 1/16/20)

UPDATE

- Athletic status - Freshman. Played in all 26 games, starting in all but the season opener. Averages 34.1 minutes/game, which ranks 14th in the ACC.
- Gilbert & Brunelle are both making their claim for ACC Rookie of the Year and here's why:
- Miss consistent: recorded a career best streak of 13 double-digit scoring games in a row to start the season before it came to an end at Pitt on Jan. 2 with 8 points.
- She currently leads the team with 22 double-digit scoring games on the year. Clemson's Amari Robinson follows next with 16, while Virginia Tech's Elizabeth Kitley sits with 14.
- With freshman eligibility, Gilbert's 13.5 scoring average ranks 7th all-time at ND. The top spot belongs to Beth Morgan (17.9).
- Brunelle (13.0), Gilbert (13.5) and Peoples (12.6 ppg) lead all freshmen in the ACC in scoring. The next highest is Virginia Tech's Elizabeth Kitley's 11.6.
- Only two freshmen pairs in all of Division-I to average 13.0 ppg or higher --> ND's Brunelle and Gilbert & Fresno State's Haley & Hanna Cavinder.
- Brunelle/Gilbert/Peoples could become the first freshmen trio to all finish with a double-digit scoring average. Also looking to become the highest scoring freshmen pairing in ND history: Arike Ogunbowale (11.4) and Marina Mabrey (10.7), 2015-16 // Mary Beth Schueth (13.0) and Carries Bates (12.4), 1981-82.
- Nationally, among freshmen at power-five schools, Gilbert's scoring average ranks 7th.
- Named the ACC Rookie of the Week (Feb. 10) after averaging 14.5 points, 5.5 rebounds and 3.5 assists in wins over Wake Forest and Pitt. Gilbert delivered a critical late-game jumper to break a 69-69 tie at Wake eventually winning 75-71. Then Gilbert scored 11 of her 17 points in the first half vs Pitt.
- Her 2.0 steals/game ranks 4th in the ACC.
- During ND's 20-0 run against Miami in the third quarter on Jan. 19, Gilbert supplied 8 of the points, ultimately finishing with 12 points & 7 assists.
- Went off against No. 9 NC State (1/12) with a career high 25 points on 12 made field goals.
- Scored 11 of her 15 points at No. 4 UConn (12/8) in the second half. Prior, Gilbert scored all 15 of her points in the second half vs. Minnesota (12/4) - 8 of which came in the 4th quarter.
- Tied her career high of 8 rebounds against USF (11/30) to go along with her 11 points.
- Made the most of her first career start, leading the Irish with 24 points on 9-of-15 shooting from the floor.
- In her first game back since Nov. 29, 2018, Gilbert co-led the Irish in scoring with 14 points.
- Last season, Gilbert separated her right shoulder in the win over No. 14 Iowa (11/29). Had surgery to repair the damage and sat out the remainder of the season.
- Gilbert & Peoples have played together every summer since they were seven & six years old, respectively.

SEASON

22..... Double-Figure Scoring.....23
 2..... 20+ Point Games2

CAREER

KEY STATISTICS

POINTS	FG MADE	ASSISTS	STEALS
13.5	5.4	2.5	2.0
2ND ON TEAM	LEADS TEAM	2ND ON TEAM	LEADS TEAM 4TH IN ACC

2019-20 GAME-BY-GAME STATISTICS

Date	Opponent	GS	MIN	FG-A	3P-A	FT-A	RB	PF	A	TO	ST	BL	PTS
11/5	@ Fordham		30	5-9	0-0	4-9	2-3-5	1	0	3	2	1	14
11/8	Loyola MD	*	33	9-15	0-1	6-7	3-3-6	2	2	4	1	1	24
11/11	Tennessee	*	37	6-15	0-1	0-0	0-2-2	3	2	3	1	0	12
11/14	Michigan St	*	38	9-16	0-0	3-4	1-3-4	2	0	8	4	2	19
11/20	Toledo	*	39	4-15	0-1	3-4	1-7-8	0	0	2	3	0	11
11/23	@ Michigan	*	29	4-11	0-2	4-6	1-5-6	3	4	2	4	0	12
11/28	vs FGCU	*	31	6-12	1-3	1-2	1-6-7	3	2	5	1	0	14
11/29	vs South Dakota St	*	27	7-11	0-1	3-4	0-5-5	3	2	3	2	0	17
11/30	vs USF	*	35	5-9	1-1	0-2	1-7-8	0	1	5	0	1	11
12/4	Minnesota	*	38	7-13	1-2	0-0	3-4-7	2	1	1	0	0	15
12/8	@ UConn	*	37	6-15	2-5	1-4	1-2-3	2	0	1	3	0	15
12/11	DePaul	*	32	5-17	1-2	5-7	0-3-3	2	4	6	3	2	16
12/29	Clemson	*	39	5-19	1-3	5-6	1-5-6	3	9	7	1	0	16
1/2	@ Pittsburgh	*	34	3-11	0-1	2-2	1-5-6	2	4	2	2	0	8
1/5	@ Syracuse	*	26	3-15	0-2	0-0	0-2-2	3	1	3	1	0	6
1/9	Boston College	*	30	4-15	1-2	2-2	1-1-2	2	1	4	0	0	11
1/12	NC State	*	35	12-26	0-3	1-2	0-4-4	0	1	4	4	0	25
1/16	@ Duke	*	39	1-12	0-1	0-0	1-2-3	2	5	3	6	1	2
1/19	Miami	*	33	5-14	0-0	2-3	0-4-4	0	7	1	2	0	12
1/26	@ Virginia	*	36	6-18	0-1	4-4	0-1-1	4	3	2	2	2	16
1/30	Louisville	*	37	5-14	0-2	8-8	0-0-1	1	1	4	1	0	18
2/2	@ Georgia Tech	*	36	4-9	0-0	3-6	0-2-2	2	5	4	2	0	11
2/6	@ Wake Forest	*	31	5-11	0-1	2-4	1-4-5	3	2	2	2	0	12
2/9	Pittsburgh	*	38	7-20	1-3	2-4	1-5-6	1	5	1	0	1	17
2/13	@ Boston College	*	27	5-15	0-0	0-1	2-2-4	5	2	6	2	0	10
2/16	@ Louisville	*	37	3-10	0-3	2-4	0-6-6	1	2	4	2	0	8
2/20	Virginia Tech												
2/23	Syracuse												
2/27	UNC												
3/1	@ Florida St												

GILBERT'S OVERALL CAREER STATISTICS

SEASON	TEAM	GP-GS	MIN/AVG	FG-FGA	FG%	3FG-FGA	3FG%	FT-FTA	FT%	OFF	DEF	TOT	AVG	PF-FO	AST	TO	BLK	STL	PTS	AVG
2018-19	ND	7-0	111/15.9	9-20	.450	1-5	.200	6-8	.750	4	11	15	2.1	11-0	2	8	1	6	25	3.6
2019-20	ND	26-25	886/34.1	140-367	.381	9-41	.220	63-95	.663	22	93	115	4.4	52-1	66	90	11	51	352	13.5
TOTAL		33-25	997/30.2	149-387	.385	10-46	.217	69-103	.670	26	104	130	3.9	63-1	68	98	12	57	377	11.4



ABBY PROHASKA 12

5-10 // SOPHOMORE // GUARD

LIBERTY TOWNSHIP, OHIO

LAKOTA WEST

SEASON BESTS

Pts:
Rebs:
FGM:
FGA:
3FGM:
3FGA:
FTM:
FTA:
Ast:
Blk:
Stl:
Min:

CAREER BESTS

Pts: 6, 2x (last vs FSU, 2/10/19)
Rebs: 5, 2x (last vs FSU, 2/10/19)
FGM: 3 (vs FSU, 2/10/19)
FGA: 5 (vs Duke, 2/21/19)
3FGM: 1, 2x (last vs Syracuse, 3/9/19)
3FGA: 2 (vs Syracuse, 3/9/19)
FTM: 4 (vs Harvard, 11/9/18)
FTA: 4, 2x (last at Boston College, 2/13/19)
Ast: 4, 2x (last vs WKU, 12/19/18)
Blk: 1 (vs Iowa, 11/29/18)
Stl: 4, 2x (last at Virginia Tech, 1/16/19)
Min: 30 (vs Drake, 11/23/18)

• Officially has medically redshirted for the 2019-20 season.

• Started practicing with contact the week of Jan. 20.

I AM APPROACHING THIS POST A LITTLE DIFFERENTLY TODAY...

RECENTLY, I HAVE BEEN **DIAGNOSED WITH BILATERAL PULMONARY EMBOLISM**. IN OTHER WORDS, I HAVE A BLOOD CLOT IN EACH OF MY LUNGS. THE AMOUNT OF TIME I WILL BE OUT IS INDEFINITE, BUT I WILL BE **RIGHT ALONGSIDE THIS TEAM FOR EVERY GAME I CANNOT PLAY**.

I AM THANKFUL FOR THE **ENDLESS SUPPORT** AND LOVE FROM MY FAMILY, MY TEAMMATES, MY COACHES, AND MY FRIENDS. THIS IS JUST A BUMP IN THE ROAD.

#SEETHEFUTURE #BLESSED

Abby Prohaska



PROHASKA'S OVERALL CAREER STATISTICS

SEASON	TEAM	GP-GS	MIN/AVG	FG-FGA	FG%	3FG-FGA	3FG%	FT-FTA	FT%	OFF	DEF	TOT	AVG	PF-FO	AST	TO	BLK	STL	PTS	AVG
2018-19	ND	38-3	547/14.4	18-49	.367	2-7	.286	20-26	.769	25	44	69	1.8	58-0	43	30	1	30	58	1.5
TOTAL		38-3	547/14.4	18-49	.367	2-7	.286	20-26	.769	25	44	69	1.8	58-0	43	30	1	30	58	1.5



MARTA SНИЕZEK

13

5-8 // GRADUATE // GUARD

MCLEAN, VIRGINIA

STANFORD // NATIONAL CATHEDRAL

UPDATE

- Started in all 25 games in which she's played, averaging 35.9 minutes, which ranks 5th in the ACC.
- The defensive catalyst of the team. Sniezek has taken 30 charges this season, which shatters the record set by Kristina Nelson in the 2017-18 championship season. Furthermore, Sniezek once had a streak this season of taking a charge in 13 straight games.
- In addition, Sniezek averages 1.8 steals/game, which ranks 5th in the ACC.
- Averages 5.2 assists/game which ranks 22nd in the nation and 2nd in the ACC - only behind Virginia Tech's Taja Cole. Her 1.2 A/TO ratio ranks 15th in the league.
- Last 4 games: Sniezek is averaging 8.5 points on 13-of-24 (.542) shooting, with the best field goal percentage on the team in that span. Marks best 4-game stretch of the season.
- Recorded two double-digit assist performances, which ties UNC's Shayla Bennett for the most in the league.
- Continues to attack the basket more, recording her second outing in four games in which she netted four made field goals for nine points at No. 9 Louisville.
- With 9 points in the win at Wake Forest (2/6), Sniezek produced her highest offensive showing since Dec. 8. It was also one of her most efficient games of the year, recording 8 assists with just 1 turnover.
- Took 3 charges at Georgia Tech and converted some critical free-throws in the 4th to help the Irish win 59-51.
- Tied her career high in steals with six at Syracuse on Jan. 5 to go with her 10 assists.
- Dished out a season best 12 assists against DePaul on Dec. 11, one shy of her career high at Stanford - also tied for the league high with 12.
- Sniezek notched back-to-back games with double-digit points for just the third time in her career, which included a career high 14 points at No. 4 UConn (12/8).
- Took 4 charges against South Dakota State and then took 4 charges the very next day vs. USF in Cancun.
- Irish up three with two minutes remaining against Toledo (11/20), Sniezek recorded a clutch steal which Walker converted to points, extending the lead to 54-49, for the eventual 54-51 win.
- Fun Fact: 1-of-9 siblings in her family.
- Fun Fact: In 2015, she was both the Washington D.C. Gatorade Basketball Player of the Year and the Soccer Player of the Year.

SEASON BESTS

Pts: 14 (at UConn, 12/8/19)
 Rebs: 7, 2x (last at Miami, 1/19/20)
 FGM: 5 (at UConn, 12/8/19)
 FGA: 9 (at Louisville, 2/16/20)
 3FGM: 1, 2x (last at UConn, 12/8/19)
 3FGA: 4 (at UConn, 12/8/19)
 FTM: 5 (at Boston College, 2/13/20)
 FTA: 6, 3x (last at Boston College, 2/13/20)
 Ast: 12 (vs DePaul, 12/11/19)
 Blk: 1, 3x (last at Duke, 1/16/20)
 Stl: 6 (at Syracuse, 1/5/20)
 Min: 42 (at Syracuse, 1/5/20)

CAREER BESTS

Pts: 14 (at UConn, 12/8/19)
 Rebs: 10 (vs USC, 12/31/17)
 FGM: 5, 3x (last at UConn, 12/8/19)
 FGA: 12 (vs Belmont, 11/24/17)
 3FGM: 3, 2x (last vs Utah, 2/9/18)
 3FGA: 8 (vs Belmont, 11/24/17)
 FTM: 6, 2x (last vs USC, 3/2/18)
 FTA: 9 (vs Tennessee, 12/16/15)
 Ast: 13 (vs Washington, 3/4/16)
 Blk: 1, 10x (last at Duke, 1/16/20)
 Stl: 6, 2x (last at Syracuse, 1/5/20)
 Min: 42 (at Syracuse, 1/5/20)

SEASON

2.....Double-Figure Scoring.....11
 0.....Double-Figure Rebounds.....1
 2.....Double-Figure Assists.....4

CAREER

KEY STATISTICS			
POINTS	ASSISTS	STEALS	CHARGES TAKEN
4.5	5.2	1.8	30
5TH ON TEAM	2ND IN ACC 22ND IN NATION	2ND ON TEAM 5TH IN ACC	LEADS TEAM

2019-20 GAME-BY-GAME STATISTICS

Date	Opponent	GS	MIN	FG-A	3P-A	FT-A	RB	PF	A	TO	ST	BL	PTS
11/5	@ Fordham	*	38	0-3	0-0	1-2	0-4-4	0	6	5	3	0	1
11/8	Loyola MD	*	29	0-0	0-0	2-2	0-7-7	3	6	6	2	0	2
11/11	Tennessee	*	37	1-5	0-1	3-3	0-4-4	5	4	2	1	0	5
11/14	Michigan St	*	38	0-3	0-0	0-0	0-4-4	4	8	3	1	0	0
11/20	Toledo	*	34	0-0	0-0	2-2	0-1-1	3	3	4	2	1	2
11/23	@ Michigan	*	39	2-3	0-1	2-2	0-4-4	4	5	6	5	0	6
11/28	vs FGCU	*	35	2-2	1-1	4-6	0-3-3	4	5	6	0	0	9
11/29	vs South Dakota St	*	34	2-3	0-0	1-2	0-4-4	4	2	4	0	0	5
11/30	vs USF	*	34	3-4	0-0	0-0	1-5-6	5	5	3	1	1	6
12/4	Minnesota	*	40	3-6	0-0	4-5	0-2-2	4	8	4	1	0	10
12/8	@ UConn	*	40	5-8	1-4	3-3	0-1-1	2	6	6	4	0	14
12/11	DePaul	*	39	1-4	0-0	0-0	1-4-5	4	12	6	3	0	2
12/29	Clemson												
1/2	@ Pittsburgh	*	35	0-5	0-0	1-2	0-0-0	2	4	2	1	0	1
1/5	@ Syracuse	*	42	0-6	0-2	0-0	0-5-5	2	10	7	6	0	0
1/9	Boston College	*	30	0-1	0-0	0-0	0-3-3	3	8	3	1	0	0
1/12	NC State	*	29	0-1	0-0	2-2	0-4-4	4	2	4	3	0	2
1/16	@ Duke	*	40	1-4	0-2	0-0	0-1-1	4	6	5	4	1	2
1/19	Miami	*	36	0-1	0-0	0-0	0-7-7	1	8	3	1	0	0
1/26	@ Virginia	*	26	0-0	0-0	1-2	0-1-1	2	3	4	1	0	1
1/30	Louisville	*	32	2-6	0-1	1-1	1-2-3	2	3	4	1	0	5
2/2	@ Georgia Tech	*	38	1-1	0-0	4-6	0-4-4	1	2	6	2	0	6
2/6	@ Wake Forest	*	39	4-6	0-0	1-2	0-2-2	3	8	1	1	0	9
2/9	Pittsburgh	*	38	3-3	0-0	1-2	1-5-6	3	2	2	1	0	7
2/13	@ Boston College	*	37	2-6	0-1	5-6	1-3-4	4	3	7	1	0	9
2/16	@ Louisville	*	36	4-9	0-0	1-2	1-4-5	3	2	5	0	0	9
2/20	Virginia Tech												
2/23	Syracuse												
2/27	UNC												
3/1	@ Florida St												

SНИЕZEK'S OVERALL CAREER STATISTICS

SEASON	TEAM	GP-GS	MIN/AVG	FG-FGA	FG%	3FG-FGA	3FG%	FT-FTA	FT%	OFF	DEF	TOT	AVG	PF-FO	AST	TO	BLK	STL	PTS	AVG
2015-16	Stan	35-9	656/18.7	35-99	.354	4-17	.235	28-42	.667	8	48	56	1.6	27-0	109	63	1	21	102	2.9
2016-17	Stan	38-9	948/24.9	56-149	.376	6-20	.300	54-75	.720	6	100	106	2.8	64-0	169	93	3	51	172	4.5
2017-18	Stan	35-32	971/27.7	56-156	.359	20-59	.339	61-90	.678	7	115	122	3.5	68-1	150	78	3	38	193	5.5
2019-20	ND	25-25	897/35.9	36-90	.400	2-13	.154	39-52	.750	6	84	90	3.6	76-2	131	108	3	46	113	4.5
TOTAL FOR ND		25-25	897/35.9	36-90	.400	2-13	.154	39-52	.750	6	84	90	3.6	76-2	131	108	3	46	113	4.5
TOTAL		133-75	3472/26.1	183-494	.370	32-109	.294	182-259	.703	27	347	374	2.8	235-3	559	342	10	156	580	4.4



NICOLE BENZ

20

5-8 // JUNIOR // GUARD

VALENCIA, CALIF.

WILLIAM S. HART

SEASON BESTS

Pts: 1, 2x (last at Virginia, 1/26/20)
 Rebs: 1, 2x (last vs Louisville, 1/30/20)
 FGM: 1, 2x (last vs Louisville, 1/30/20)
 FGA: 2 (vs NC State, 1/12/20)
 3FGM: 1, 2x (last vs Louisville, 1/30/20)
 3FGA: 1, 4x (last vs Pitt, 2/9/20)
 FTM: 1
 FTA: 1 (vs Louisville, 1/30/20)
 Ast: 5 (vs Louisville, 1/30/20)
 Blk: 1
 Stl: 1 (vs Louisville, 1/30/20)
 Min: 5 (vs Louisville, 1/30/20)

CAREER BESTS

Pts: 3 (vs UNC, 2/1/18)
 Rebs: 3 (vs Harvard, 11/9/18)
 FGM: 1, 5x (last vs Louisville, 1/30/20)
 FGA: 2, 7x (last vs Virginia, 3/3/19)
 3FGM: 1, 2x (last vs Louisville, 1/30/20)
 3FGA: 2, 2x (last vs Villanova, 3/18/18)
 FTM: 2 (vs Harvard, 11/9/18)
 FTA: 2 (vs Harvard, 11/9/18)
 Ast: 1, 2x (last at Marquette, 12/22/18)
 Blk: 1
 Stl: 1 (vs Louisville, 1/30/20)
 Min: 10 (vs Binghamton, 12/16/18)

UPDATE

- Was the third walk-on for the Irish for the 2017-18 championship season, where she made 13 appearances on the year.
- Started the 2018-19 season as a student-manager before receiving the call-up once again right before the season opener.
- Recipient of the Elite 90 award at the 2019 Final Four - which recognizes the student-athlete with the highest GPA at a championship event.
- Now 1-of-4 total walk-ons on this year's squad.
- Drained a three against No. 9 NC State on Jan. 12, collecting her first points of the season.
- Drained her second three in the final minute vs. No. 5 Louisville on Jan. 30.

2019-20 GAME-BY-GAME STATISTICS

Date	Opponent	GS	MIN	FG-A	3P-A	FT-A	RB	PF	A	TO	ST	BL	PTS
11/5	@ Fordham	DNP											
11/8	Loyola MD	2		0-0	0-0	0-0	0	1	0	0	0	0	0
11/11	Tennessee	DNP											
11/14	Michigan St	DNP											
11/20	Toledo	DNP											
11/23	@ Michigan	DNP											
11/28	vs FGCU	1		0-0	0-0	0-0	0-0-0	0	0	0	0	0	0
11/29	vs South Dakota St	1		0-0	0-0	0-0	0-0-0	0	0	0	0	0	0
11/30	vs USF	DNP											
12/4	Minnesota	DNP											
12/8	@ UConn	2		0-1	0-1	0-0	0-0-0	0	0	0	0	0	0
12/11	DePaul	2		0-0	0-0	0-0	0-0-0	0	0	0	0	0	0
12/29	Clemson	1		0-0	0-0	0-0	0-0-0	0	0	0	0	0	0
1/2	@ Pittsburgh	DNP											
1/5	@ Syracuse	DNP											
1/9	Boston College	DNP											
1/12	NC State	2		1-2	1-1	0-0	0-0-0	0	0	0	0	0	0
1/16	@ Duke	DNP											
1/19	Miami	2		0-0	0-0	0-0	0-1-1	0	0	0	0	0	0
1/26	@ Virginia	1		0-0	0-0	0-0	0-1-1	1	0	0	0	0	0
1/30	Louisville	5		1-1	1-1	0-0	0-0-0	1	0	0	1	0	3
2/2	@ Georgia Tech	DNP											
2/6	@ Wake Forest	DNP											
2/9	Pittsburgh	4		0-1	0-1	0-0	0-2-2	1	0	2	0	0	0
2/13	@ Boston College	1		0-0	0-0	0-0	0-0-0	0	0	0	0	0	0
2/16	@ Louisville	2		0-0	0-0	0-0	0-0-0	0	0	0	0	0	0
2/20	Virginia Tech	2											
2/23	Syracuse												
2/27	UNC												
3/1	@ Florida St												

BENZ'S OVERALL CAREER STATISTICS

SEASON	TEAM	GP-GS	MIN/AVG	FG-FGA	FG%	3FG-FGA	3FG%	FT-FTA	FT%	OFF	DEF	TOT	AVG	PF-FO	AST	TO	BLK	STL	PTS	AVG
2017-18	ND	13-0	27/2.1	1-7	.143	1-7	.143	0-0	.000	3	6	9	0.7	1-0	0	1	0	0	3	0.2
2018-19	ND	23-0	72/3.1	3-15	.200	0-7	.000	2-2	1.000	2	14	16	0.7	3-0	2	3	0	0	8	0.3
2019-20	ND	13-0	23/1.8	2-5	.400	2-4	.500	0-0	.000	0	4	4	0.3	4-0	0	2	0	1	6	0.5
TOTAL		49-0	122/2.5	6-27	.222	3-18	.167	2-2	1.000	5	24	29	0.6	8-0	2	6	0	1	17	0.3



ANAYA PEOPLES 21

5-10 // FRESHMAN // GUARD

DANVILLE, ILLINOIS

SCHLARMAN

UPDATE

• Left the NC State game (1/12) midway through the second quarter after re-aggravating her shoulder injury sustained at Syracuse. *All stat rankings and notes were at time of injury.*

• Played in the first 17 games, starting in 10. Averaged 31.6 minutes/game.

• Peoples led all ACC freshmen in rebounds (8.1), shooting percentage (.457) and steals (1.9), while ranking second in points (12.6) behind ND's Sam Brunelle.

• Her 8.1 rebounds/game led the team and ranked 11th in the ACC. Peoples also ranked 11th in the ACC in offensive rebounds (2.7) and 13th in defensive boards (5.4). In addition, her 8.1 rebounding average ranked 10th in the nation among true freshmen guards.

• Her 8.1 rebounding average ranks third all-time as a freshman at ND, ranking behind just Shari Matvey (10.2) and Mary Beth Schueth (9.1).

• There are only 5 true freshmen in the country averaging over 12.5 ppg and 8 rpg: Anaya Peoples, Evansville's Abby Feit, UC Santa Barbara's Ila Lane, South Carolina's Aliyah Boston and USC's Alissa Pili. Of that group, Peoples does boast the most steals.

• Peoples' three double-doubles ranks 2nd in the ACC for freshmen only, behind Pitt's Amber Brown.

• Peoples' 12.6 ppg ranked 30th in the nation among true freshmen, while her 8.1 rpg ranked 12th.

• Peoples was the most efficient guard from the field, knocking down 45.7 percent of her shots, which ranked 7th in the ACC.

• Brunelle (13.7 ppg), Gilbert (13.7 ppg) and Peoples (12.6 ppg) lead all freshmen in the ACC in scoring. They are looking to become the highest scoring freshmen pair in program history. There have only been two other freshman pairs in ND history to finish the season with double-digit scoring averages. There have never been three: Arike Ogunbowale (11.4) and Marina Mabrey (10.7), 2015-16 // Mary Beth Schueth (13.0) and Carries Bates (12.4), 1981-82.

• Garnered career highs in both rebounds (15) and points (22) vs. DePaul on Dec. 11.

• Named to the Cancun Challenge All-Tournament Team, along with earning ACC Rookie of the Week honors. Peoples averaged 17.3 points and 8.7 rebounds down in Cancun. Peoples nearly achieved a double-double in each game, reeling in 9, 8, 9 boards, respectively.

• Averaged 1.9 steals/game, which ranks 5th in the ACC.

• Peoples and Brunelle became the first pair of freshmen starters for a season opener since Teresa Borton & Jacqueline Batteast started the 2001-02 season opener.

• Tallied 11 points & 7 rebounds in her Irish debut at Fordham. Peoples scored seven of her points in the third quarter. The freshman then grabbed a critical offensive board off a missed free throw with nine seconds left, before returning to the line to ice the 60-55 win.

• Gilbert & Peoples have played together every summer since they were seven & six years old, respectively.

SEASON BESTS

Pts: 22 (vs DePaul, 12/11/19)
Rebs: 15 (vs DePaul, 12/11/19)
FGM: 11 (vs DePaul, 12/11/19)
FGA: 16 (at UConn, 12/8/19)
3FGM: 1, 2x (last vs USF, 11/30/19)
3FGA: 4 (at UConn, 12/8/19)
FTM: 5, 2x (last vs USF, 11/30/19)
FTA: 9, 2x (last vs USF, 11/30/19)
Ast: 6 (vs Minnesota, 12/4/19)
Blk: 2, 4x (last at Syracuse, 1/5/20)
Stl: 4, 3x (last vs Clemson, 12/29/19)
Min: 39 (vs South Dakota State, 11/29/19)

CAREER BESTS

Pts: 22 (vs DePaul, 12/11/19)
Rebs: 15 (vs DePaul, 12/11/19)
FGM: 11 (vs DePaul, 12/11/19)
FGA: 16 (at UConn, 12/8/19)
3FGM: 1, 2x (last vs USF, 11/30/19)
3FGA: 4 (at UConn, 12/8/19)
FTM: 5, 2x (last vs USF, 11/30/19)
FTA: 9, 2x (last vs USF, 11/30/19)
Ast: 6 (vs Minnesota, 12/4/19)
Blk: 2, 4x (last at Syracuse, 1/5/20)
Stl: 4, 3x (last vs Clemson, 12/29/19)
Min: 39 (vs South Dakota State, 11/29/19)

KEY STATISTICS - TIME OF INJURY

POINTS	REBOUNDS	FG%	STEALS
12.6	8.1	.457	1.9
4TH ON TEAM	LEADS TEAM	2ND ON TEAM	2ND ON TEAM
	11TH IN ACC	7TH IN ACC	5TH IN ACC

SEASON

SEASON	CAREER
12.....	Double-Figure Scoring.....12
4.....	Double-Figure Rebounding.....4
3.....	Double-Doubles.....3
1.....	20-Point Games.....1

2019-20 GAME-BY-GAME STATISTICS

Date	Opponent	GS	MIN	FG-A	3P-A	FT-A	RB	PF	A	TO	ST	BL	PTS
11/5	@ Fordham	*	24	3-9	0-1	5-9	3-4-7	3	1	1	1	0	11
11/8	Loyola MD	*	32	9-14	0-0	1-5	2-5-7	2	3	1	2	2	19
11/11	Tennessee	*	31	3-11	1-2	2-6	1-4-5	2	2	1	4	1	9
11/14	Michigan St	*	26	6-10	0-0	3-7	2-1-3	3	1	0	0	2	15
11/20	Toledo	*	32	3-10	0-0	1-3	2-4-6	5	1	3	1	0	7
11/23	@ Michigan	*	30	5-12	0-2	3-4	2-3-5	3	1	0	2	1	13
11/28	vs FGCU	*	36	8-13	0-1	3-4	1-8-9	1	0	3	1	1	19
11/29	vs South Dakota St	*	39	6-12	0-0	3-6	1-7-8	4	1	1	4	0	15
11/30	vs USF	*	33	6-7	1-1	5-9	1-8-9	2	2	0	3	1	18
12/4	Minnesota	*	37	4-13	0-1	1-1	2-12-14	2	6	1	1	2	9
12/8	@ UConn	*	35	8-16	0-4	1-2	5-6-11	3	3	1	0	1	17
12/11	DePaul	*	37	11-15	0-0	0-2	7-8-15	3	3	5	2	1	22
12/29	Clemson	*	36	5-12	0-2	4-6	2-5-7	4	0	3	4	1	14
1/2	@ Pittsburgh	*	30	3-10	0-0	4-7	5-6-11	4	2	3	3	1	10
1/5	@ Syracuse	*	38	0-7	0-1	4-8	4-7-11	1	2	6	2	2	4
1/9	Boston College	*	31	5-12	0-1	0-0	3-3-6	2	0	2	1	1	10
1/12	NC State	*	12	1-5	0-0	1-4	2-1-3	0	0	1	2	1	3
1/16	@ Duke												
1/19	Miami												
1/26	@ Virginia												
1/30	Louisville												
2/2	@ Georgia Tech												
2/6	@ Wake Forest												
2/9	Pittsburgh												
2/13	@ Boston College												
2/16	@ Louisville												
2/20	Virginia Tech												
2/23	Syracuse												
2/27	UNC												
3/1	@ Florida St												

Out for remainder of the season

PEOPLES' OVERALL CAREER STATISTICS

SEASON	TEAM	GP-GS	MIN/AVG	FG-FGA	FG%	3FG-FGA	3FG%	FT-FTA	FT%	OFF	DEF	TOT	AVG	PF-FO	AST	TO	BLK	STL	PTS	AVG
2019-20	ND	17-10	538/31.6	86-188	.457	2-16	.125	41-83	.494	45	92	137	8.1	44-1	28	32	18	33	215	12.6
TOTAL		17-10	538/31.6	86-188	.457	2-16	.125	41-83	.494	45	92	137	8.1	44-1	28	32	18	33	215	12.6



DANIELLE COSGROVE 22

6-4 // SOPHOMORE // FORWARD

HOLBROOK, N.Y.

SACHEM EAST

SEASON BESTS

Pts: 12 (vs Michigan St, 11/14/19)
 Rebs: 8 (vs Loyola MD, 11/8/19)
 FGM: 3, 2x (last vs Pitt, 2/9/20)
 FGA: 8, 2x (last vs Tennessee, 11/11/19)
 3FGM: 2 (vs Pitt, 2/9/20)
 3FGA: 5, 2x (last vs Pitt, 2/9/20)
 FTM: 5 (vs Michigan St, 11/14/19)
 FTA: 8 (vs Michigan St, 11/14/19)
 Ast: 4 (vs Pitt, 2/9/20)
 Blk: 2 (vs South Dakota State, 11/29/19)
 Stl: 3 (at Boston College, 2/13/20)
 Min: 26 (at UConn, 12/8/19)

CAREER BESTS

Pts: 12 (vs Michigan St, 11/14/19)
 Rebs: 8 (vs Loyola MD, 11/8/19)
 FGM: 3, 2x (last vs Pitt, 2/9/20)
 FGA: 8, 2x (last vs Tennessee, 11/11/19)
 3FGM: 2, 2x (last vs Pitt, 2/9/20)
 3FGA: 5, 2x (last vs Pitt, 2/9/20)
 FTM: 5 (vs Michigan St, 11/14/19)
 FTA: 8 (vs Michigan St, 11/14/19)
 Ast: 4 (vs Pitt, 2/9/20)
 Blk: 3 (vs WKU, 12/19/18)
 Stl: 3 (at Boston College, 2/13/20)
 Min: 26 (at UConn, 12/8/19)

UPDATE

- Played in all 26 games, including 4 starts. Averages 13.5 minutes.
- Collected a career high 3 steals at Boston College on Feb. 13.
- Went back-to-back games with a three for the Irish. After hitting a critical three in the 2nd half at Wake Forest on Feb. 6, Cosgrove went 2-for-5 from beyond the arc vs Pitt on Feb. 9, which tied her career best. She also dished out a career high 4 assists to go with her 8 points.
- Knocked down a three at Duke (1/16) to go with one steal and one block in eight minutes of play.
- Played a career high 26 minutes at No. 4 UConn, logging a made three and three rebounds.
- Started against No. 21 USF (11/30), dishing out a career high 3 assists to go with her 5 points.
- Notched her first career start at No. 21 Michigan (11/25), tallying four points.
- Broke out against No. 16 Michigan State (11/14) with a career high 12 points, including a career best 5-for-8 day from the free-throw line.
- Reeled in a career best 8 rebounds against Loyola Maryland in the home opener on Nov. 8.
- Opened the season in Fordham, less than an hour away from her hometown. Collected two points, one block and two boards.

SEASON

1..... Double-Figure Scoring.....1

CAREER

2019-20 GAME-BY-GAME STATISTICS

Date	Opponent	GS	MIN	FG-A	3P-A	FT-A	RB	PF	A	TO	ST	BL	PTS
11/5	@ Fordham	12	1-4	0-1	0-0	0-2-2	0	0	3	0	1	2	
11/8	Loyola MD	20	2-8	0-1	2-2	3-5-8	3	1	1	1	1	6	
11/11	Tennessee	21	1-8	1-3	0-0	2-1-3	3	1	1	0	0	3	
11/14	Michigan St	14	3-5	1-1	5-8	4-1-5	1	0	2	0	1	12	
11/20	Toledo	20	1-4	0-0	0-0	0-2-2	0	1	2	2	0	2	
11/23	@ Michigan	* 17	2-4	0-1	0-0	0-1-1	5	1	3	0	1	4	
11/28	vs FGCU	12	1-3	0-0	1-1	0-1-1	0	1	1	1	0	3	
11/29	vs South Dakota St	23	1-7	0-2	1-2	2-1-3	0	2	1	0	2	3	
11/30	vs USF	* 22	1-2	1-1	2-4	1-2-3	2	3	2	0	0	5	
12/4	Minnesota	* 5	0-1	0-0	0-0	0-2-2	0	0	1	0	0	0	
12/8	@ UConn	* 26	1-5	1-5	0-0	0-3-3	2	1	1	0	1	3	
12/11	DePaul	1	0-0	0-0	0-0	0-0-0	0	0	0	0	0	0	
12/29	Clemson	15	1-3	0-0	0-0	0-1-1	1	0	0	0	0	2	
1/2	@ Pittsburgh	4	0-1	0-0	0-0	0-1-1	2	1	0	0	0	0	
1/5	@ Syracuse	9	0-2	0-0	0-0	0-0-0	1	0	1	1	0	0	
1/9	Boston College	4	1-1	0-0	0-0	0-0-0	0	0	1	0	0	2	
1/12	NC State	22	0-7	0-4	0-0	2-0-2	3	0	1	0	0	0	
1/16	@ Duke	8	1-3	1-1	0-0	1-0-1	1	0	2	1	1	3	
1/19	Miami	3	0-2	0-0	0-0	1-1-2	0	0	1	0	1	0	
1/26	@ Virginia	15	1-4	0-2	2-2	0-3-3	4	0	4	0	1	4	
1/30	Louisville	10	0-4	0-1	0-0	0-1-1	1	0	0	0	0	0	
2/2	@ Georgia Tech	10	0-2	0-2	0-0	0-3-3	2	1	0	0	0	0	
2/6	@ Wake Forest	12	1-3	1-2	0-0	1-2-3	2	0	1	0	1	3	
2/9	Pittsburgh	19	3-7	2-5	0-0	0-4-4	4	4	2	0	0	8	
2/13	@ Boston College	16	0-2	0-1	0-0	0-2-2	3	1	0	3	0	0	
2/16	@ Louisville	11	0-2	0-2	0-0	0-0-0	1	0	0	0	0	0	
2/20	Virginia Tech												
2/23	Syracuse												
2/27	UNC												
3/1	@ Florida St												

COSGROVE'S OVERALL CAREER STATISTICS

SEASON	TEAM	GP-GS	MIN/AVG	FG-FGA	FG%	3FG-FGA	3FG%	FT-FTA	FT%	OFF	DEF	TOT	AVG	PF	FO	AST	TO	BLK	STL	PTS	AVG
2018-19	ND	27-0	132/4.9	14-48	.292	9-35	.257	0-0	.000	4	14	18	0.7	14-0	5	8	6	1	37	1.4	
2019-20	ND	26-4	350/13.5	22-94	.234	8-35	.229	13-19	.684	17	39	56	2.2	41-1	18	31	11	9	65	2.5	
TOTAL		53-4	481/9.1	36-142	.254	17-70	.243	13-19	.684	21	53	74	1.4	55-1	23	39	17	10	102	1.9	



DESTINEE WALKER 24

5-10 // GRADUATE // GUARD

ORLANDO, FLORIDA

NORTH CAROLINA // LAKE HIGHLAND

UPDATE

- Played in all 26 games, starting in all but one. Averages 35.1 minutes, which ranks 7th in the ACC.
- Participating in her first full season of basketball since the 2016-17 campaign with the Tar Heels.
- Leads the Irish in 20+ scoring performances with 8, which also sets a new career best - previous was four set her sophomore year at UNC (2016-17). Her 8 games is tied for 4th in the ACC.
- For the first time of her career, Walker achieved three straight games with 20+ points from Feb. 6-13. Walker totaled 69 points in said span, averaging 23.0 ppg on 48.9 percent shooting. She was also 8-of-17 from three (.471) and 15-of-17 (.882) from the line. Walker is still on the best stretch of her season, posting five straight with double-digit points.
- Only Virginia's Jocelyn Willoughby (22.3 ppg) and Duke's Haley Gorecki (19.4 ppg) are having a better February than Walker (19.2 ppg) amongst ACC players.
- Walker almost single-handedly won the game in Boston College (2/13), pouring in 21 points, including a go-ahead basket with 1.2 seconds on the clock.
- Walker tallied 24 points in just 26 minutes of play vs. Pitt (2/9), nearly missing the entire third quarter due to foul trouble. She converted 4-of-7 from three-point range and dished out a season best 4 assists.
- After sitting with two points at the half at Wake Forest (2/6), Walker willed the Irish to victory by scoring 12 points in the third and 10 points in the fourth.
- Went 4-of-5 from three vs. Miami (1/19), finishing with 21 points.
- Recorded her best quarter of the season in the first at Syracuse on Jan. 5 with 12 points. Has twice done so now after her third quarter at Wake Forest on Feb. 6.
- Willed the Irish to victory at Pitt (1/2) in the final minutes: Recorded an impressive reverse layup at 2:05, dished the assist to Vaughn at 1:33, earned a crucial steal with 23 seconds left, then converted three free throws in the final 20 seconds for the 60-52 win. Totaled 16 points for the game.
- Walker scored 7 of her 17 points against No. 21 USF (11/30) in the 4th quarter, helping lift the Irish to a ranked win.
- Exploded with a season best 27 points at No. 21 Michigan (11/23), tying her career high from beyond the arc with five made three's (5-for-8). She scored nine of the team's 14 third quarter points.
- Walker hit the game-winning basket for the Irish in the 54-51 win over Toledo (11/20), tallying 12 points in the game.
- Her 96 made free-throws leads the team and ranks 63rd in the country, while her .768 free-throw percentage ranks 8th in the ACC.
- In her Irish debut, Walker stepped up with a 10-point, 10-rebound, double-double in 38 minutes of play. The 10 boards tied her career high.

SEASON BESTS

Pts: 27 (at Michigan, 11/23/19)
 Rebs: 10 (at Fordham, 11/5/19)
 FGM: 9, 2x (last at Michigan, 11/23/19)
 FGA: 21 (at Boston College, 2/13/20)
 3FGM: 5 (at Michigan, 11/23/19)
 3FGA: 9, 2x (last at Syracuse, 1/5/20)
 FTM: 7, 2x (last at Wake, 2/6/20)
 FTA: 10 (at Virginia, 1/26/20)
 Ast: 4, 2x (last vs Pitt, 2/9/20)
 Blk: 1, 4x (last vs Boston College, 1/9/20)
 Stl: 4, 3x (last at Wake, 2/6/20)
 Min: 40 (at Georgia Tech, 2/2/20)

CAREER BESTS

Pts: 32 (vs Florida A&M, 11/17/15)
 Rebs: 10, 2x (last at Fordham, 11/5/19)
 FGM: 10, 2x (last vs Iona, 11/21/15)
 FGA: 21 (at Boston College, 2/13/20)
 3FGM: 5, 3x (last at Michigan, 11/23/19)
 3FGA: 12 (vs Louisville, 2/4/16)
 FTM: 10 (vs Florida A&M, 11/17/15)
 FTA: 10, 2x (last vs Jacksonville, 12/20/16)
 Ast: 6 (vs Pacific, 11/25/15)
 Blk: 1, 7x (last vs Boston College, 1/9/20)
 Stl: 4, 4x (last at Wake, 2/6/20)
 Min: 45 (vs Pitt, 3/2/16)

KEY STATISTICS

POINTS	3PT FG	FT%	FT MADE
14.5	1.3	.768	3.7
LEADS TEAM 11TH IN ACC	2ND ON TEAM	LEADS TEAM 8TH IN ACC	LEADS TEAM

SEASON

21	Double-Figure Scoring	61
8	20-Point Games	15
0	30-Point Games	1
1	Double-Doubles	2
1	Double-Figure Rebounds	2


CAREER

2019-20 GAME-BY-GAME STATISTICS

Date	Opponent	GS	MIN	FG-A	3P-A	FT-A	RB	PF	A	TO	ST	BL	PTS
11/5	@ Fordham	*	38	3-9	0-2	4-6	3-7-10	2	0	1	1	0	10
11/8	Loyola MD	*	33	9-15	0-1	6-7	3-3-6	2	4	1	2	1	19
11/11	Tennessee	*	36	5-13	3-7	5-6	1-1-2	3	2	2	4	0	18
11/14	Michigan St	*	35	0-2	0-1	4-6	2-0-2	5	1	1	1	0	4
11/20	Toledo	*	37	6-17	0-3	0-0	2-4-6	1	2	1	1	0	12
11/23	@ Michigan	*	33	9-14	5-8	4-6	0-2-2	3	1	1	4	0	27
11/28	vs FGCU	*	39	2-7	0-2	0-0	0-4-4	2	0	4	0	0	4
11/29	vs South Dakota St	*	38	4-16	0-9	4-6	0-1-1	4	1	1	2	0	12
11/30	vs USF	*	37	6-16	1-7	4-7	1-3-4	1	1	1	1	0	17
12/4	Minnesota	*	35	4-7	0-1	4-4	1-1-2	0	0	2	0	0	12
12/8	@ UConn	*	30	1-7	0-3	0-0	0-3-3	2	0	2	1	0	2
12/11	DePaul	*	30	8-12	2-3	2-3	0-5-5	4	1	5	0	0	20
12/29	Clemson	*	37	3-15	1-6	3-4	3-2-5	1	2	1	0	1	10
1/2	@ Pittsburgh	*	29	5-11	1-4	5-6	1-4-5	2	1	0	3	0	16
1/5	@ Syracuse	*	38	8-17	4-9	5-8	0-6-6	5	3	1	1	1	25
1/9	Boston College	*	36	7-15	1-7	6-6	0-1-1	3	3	3	1	1	21
1/12	NC State	*	35	4-15	0-6	3-4	3-1-4	2	2	2	0	0	11
1/16	@ Duke	*	32	2-13	0-7	2-2	1-6-7	3	2	1	1	0	6
1/19	Miami	*	38	6-11	4-5	5-6	3-4-7	2	2	2	1	0	21
1/26	@ Virginia	*	34	2-12	1-6	6-10	2-2-4	1	2	3	2	0	11
1/30	Louisville	*	25	1-10	1-4	0-0	1-1-2	0	0	0	0	0	3
2/2	@ Georgia Tech	*	40	4-11	0-3	7-8	0-4-4	3	2	1	2	0	15
2/6	@ Wake Forest	*	39	8-15	1-4	7-8	2-1-3	3	0	4	4	0	24
2/9	Pittsburgh	*	26	8-11	4-7	4-5	0-2-2	4	4	5	0	0	24
2/13	@ Boston College	*	38	7-21	3-6	4-4	3-6-9	2	1	3	0	0	21
2/16	@ Louisville	*	39	4-16	2-5	2-2	2-2-4	1	3	4	3	0	12
2/20	Virginia Tech												
2/23	Syracuse												
2/27	UNC												
3/1	@ Florida St												

WALKER'S OVERALL CAREER STATISTICS

SEASON	TEAM	GP-GS	MIN/AVG	FG-FGA	FG%	3FG-FGA	3FG%	FT-FTA	FT%	OFF	DEF	TOT	AVG	PF-FO	AST	TO	BLK	STL	PTS	AVG
2015-16	UNC	32-31	1194/37.3	160-428	.374	48-180	.267	78-96	.813	31	86	117	3.7	66-0	79	91	2	35	446	13.9
2016-17	UNC	21-20	684/32.6	91-238	.382	39-115	.339	40-55	.727	24	54	78	3.7	48-1	42	45	1	24	261	12.4
2018-19	UNC	4-0	39/9.7	2-7	.286	1-1	1.000	5-6	.833	2	2	4	1.0	4-0	2	2	0	0	10	2.5
2019-20	ND	26-25	912/35.1	123-327	.376	35-129	.271	96-125	.768	33	77	110	4.2	61-2	40	52	4	35	377	14.5
TOTAL FOR ND		26-25	912/35.1	123-327	.376	35-129	.271	96-125	.768	33	77	110	4.2	61-2	40	52	4	35	377	14.5
TOTAL		83-76	2829/34.1	376-1000	.376	123-425	.289	219-282	.777	90	219	309	3.7	179-3	163	190	7	94	1094	13.2



MIK VAUGHN 30

6-3 // JUNIOR // CENTER

PHILADELPHIA, PENNSYLVANIA

PAUL VI / FRIENDS' CENTRAL

UPDATE

- Athletic status - Sophomore. Started in all 15 games in which she's played. Averages 26.3 minutes
- Made her first career start for the Irish in the season opener at Fordham. Vaughn was closing in on a double-double with eight points and nine boards in 20 minutes of action before being sidelined with a right knee injury. Vaughn also set a career high in assists with four.
- Missed 11 games due to an ACL sprain in her right knee - opposite knee of what she tore in her freshman season. Returned from injury against Clemson on Dec. 29.
- Posted 7 double-digit scoring games since her return - in 6 of the 7, Vaughn has recorded at least 16 points, which included two double-doubles.
- Been highly efficient from the field since returning, converting 59.3 percent from the floor.
- Scored double-digit points by the half on 4 separate occasions this season, and all 4 have been on the road: Pitt, Syracuse, Duke and Georgia Tech.
- Averages 3.1 offensive rebounds/game in ACC play, which ranks 5th.
- Recorded her first career double-double at Syracuse (1/5) with 16 points and a career-high tying 11 boards.
- Poured in 18 points at Duke (1/16), recording her second double-double with a career-high tying 11 boards.
- Went 7-of-8 from the field for 16 points in the win over Miami (1/19).
- Dished out a career best five assists vs. No. 5 Louisville. It marked her first 5+5+5 Stat Stuffer game, earning eight points and five boards as well.
- Carried the Irish to victory at Georgia Tech on Feb. 2, scoring a career high 20 points on 10-of-15 shooting from the field.
- Iced the 75-71 win at Wake Forest on Feb. 6 with a free-throw in the final 10 seconds of the game.
- Garnered back-to-back games with double-digit rebounds for the first time of her career. Vaughn reeled in 10 rebounds each vs. Pitt (2/9) and at Boston College (2/13).
- Another efficient outing vs. No. 5 Louisville, going 8-of-10 from the field to notch 16 points.

SEASON BESTS

Pts: 20 (at Georgia Tech, 2/2/20)
 Rebs: 11, 2x (at Duke, 1/16/20)
 FGM: 10 (at Georgia Tech, 2/2/20)
 FGA: 19 (at Pitt, 1/2/20)
 3FGM:
 3FGA:
 FTM: 4 (at Duke, 1/16/20)
 FTA: 5 (at Duke, 1/16/20)
 Ast: 5 (vs Louisville, 1/30/20)
 Blk: 3, 2x (last vs Boston College, 1/9/20)
 Stl: 4 (vs Clemson, 12/29/19)
 Min: 34 (vs Boston College, 1/9/20)

CAREER BESTS

Pts: 20 (at Georgia Tech, 2/2/20)
 Rebs: 11, 3x (last at Duke, 1/16/20)
 FGM: 10 (at Georgia Tech, 2/2/20)
 FGA: 19 (at Pitt, 1/2/20)
 3FGM:
 3FGA:
 FTM: 4, 2x (last at Duke, 1/16/20)
 FTA: 5 (at Duke, 1/16/20)
 Ast: 5 (vs Louisville, 1/30/20)
 Blk: 4, 2x (last vs Wake Forest, 1/13/19)
 Stl: 4 (vs Clemson, 12/29/19)
 Min: 34 (vs Boston College, 1/9/20)

KEY STATISTICS

POINTS	REBOUNDS	FG%	BLOCKS
10.7	7.1	.588	1.3
4TH ON TEAM	LEADS TEAM	LEADS TEAM	LEADS TEAM

SEASON

7 Double-Figure Scoring.....	10
4 Double-Figure Rebounds.....	5
2 Double-Doubles.....	2
1 20-Point Games.....	1


CAREER

2019-20 GAME-BY-GAME STATISTICS

Date	Opponent	GS	MIN	FG-A	3P-A	FT-A	RB	PF	A	TO	ST	BL	PTS
11/5	@ Fordham	*	20	3-6	0-0	2-3	2-7-9	0	4	3	1	0	8
11/8	Loyola MD	DNP											
11/11	Tennessee	DNP											
11/14	Michigan St	DNP											
11/20	Toledo	DNP											
11/23	@ Michigan	DNP											
11/28	vs FGCU	DNP											
11/29	vs South Dakota St	DNP											
11/30	vs USF	DNP											
12/4	Minnesota	DNP											
12/8	@ UConn	DNP											
12/11	DePaul	DNP											
12/29	Clemson	*	23	4-5	0-0	0-0	0-2-2	2	1	2	4	0	8
1/2	@ Pittsburgh	*	29	8-19	0-0	1-1	6-3-9	4	3	1	2	2	17
1/5	@ Syracuse	*	28	7-8	0-0	2-3	5-6-11	5	0	1	0	3	16
1/9	Boston College	*	34	2-6	0-0	2-2	5-4-9	3	4	0	0	3	6
1/12	NC State	*	25	3-3	0-0	0-0	0-1-1	3	2	2	3	2	6
1/16	@ Duke	*	32	7-11	0-0	4-5	7-4-11	3	0	3	2	1	18
1/19	Miami	*	24	7-8	0-0	2-2	4-4-8	4	3	4	0	1	16
1/26	@ Virginia	*	23	2-3	0-0	1-2	1-3-4	3	1	3	1	0	5
1/30	Louisville	*	29	3-8	0-0	2-4	2-3-5	2	5	1	1	1	8
2/2	@ Georgia Tech	*	29	10-15	0-0	0-0	2-5-7	4	0	1	1	1	20
2/6	@ Wake Forest	*	28	4-12	0-0	3-4	3-1-4	4	4	1	1	0	11
2/9	Pittsburgh	*	19	0-2	0-0	2-2	2-8-10	2	2	3	0	1	2
2/13	@ Boston College	*	22	2-3	0-0	0-0	2-8-10	4	2	1	1	2	4
2/16	@ Louisville	*	29	8-10	0-0	0-0	4-2-6	3	0	4	1	2	16
2/20	Virginia Tech												
2/23	Syracuse												
2/27	UNC												
3/1	@ Florida St												

VAUGHN'S OVERALL CAREER STATISTICS

SEASON	TEAM	GP-GS	MIN/AVG	FG-FGA	FG%	3FG-FGA	3FG%	FT-FTA	FT%	OFF	DEF	TOT	AVG	PF-FO	AST	TO	BLK	STL	PTS	AVG
2017-18	ND	6-0	79/13.2	23-37	.622	0-0	.000	2-6	.333	14	12	26	4.3	11-0	4	8	7	3	48	8.0
2018-19	ND	38-0	362/9.5	53-101	.525	0-0	.000	19-30	.633	41	49	90	2.4	48-1	7	25	24	10	125	3.3
2019-20	ND	15-15	394/26.3	70-119	.588	0-0	.000	21-28	.750	45	61	106	7.1	46-1	31	30	19	18	161	10.7
TOTAL		59-15	836/14.2	146-257	.568	0-0	.000	42-64	.656	100	122	222	3.8	105-2	42	63	50	31	334	5.7



SAM BRUNELLE 33

6-2 // FRESHMAN // FORWARD

RUCKERSVILLE, VIRGINIA

WILLIAM MONROE

SEASON BESTS

Pts: 31 (vs DePaul, 12/11/19)
 Rebs: 13 (vs Toledo, 11/20/19)
 FGM: 13 (vs DePaul, 12/11/19)
 FGA: 20 (at Duke, 1/16/20)
 3FGM: 4, 2x (at Virginia, 1/26/20)
 3FGA: 12 (at Virginia, 1/26/20)
 FTM: 6 (vs Toledo, 11/20/19)
 FTA: 10 (vs Toledo, 11/20/19)
 Ast: 3, 5x (last at Georgia Tech, 2/2/20)
 Blk: 4 (at Pitt, 1/2/20)
 Stl: 4 (at Boston College, 2/13/20)
 Min: 42 (at Syracuse, 1/5/20)

CAREER BESTS

Pts: 31 (vs DePaul, 12/11/19)
 Rebs: 13 (vs Toledo, 11/20/19)
 FGM: 13 (vs DePaul, 12/11/19)
 FGA: 20 (at Duke, 1/16/20)
 3FGM: 4, 2x (at Virginia, 1/26/20)
 3FGA: 12 (at Virginia, 1/26/20)
 FTM: 6 (vs Toledo, 11/20/19)
 FTA: 10 (vs Toledo, 11/20/19)
 Ast: 3, 5x (last at Georgia Tech, 2/2/20)
 Blk: 4 (at Pitt, 1/2/20)
 Stl: 4 (at Boston College, 2/13/20)
 Min: 42 (at Syracuse, 1/5/20)

KEY STATISTICS

POINTS	REBOUNDS	BLOCKS	3PT FG
13.0	5.9	1.0	1.5
3RD ON TEAM	2ND ON TEAM	2ND ON TEAM	LEADS TEAM

SEASON

18.....	Double-Figure Scoring.....	18
2.....	Double-Figure Rebounds.....	2
2.....	Double-Doubles.....	2
3.....	20-Point Games.....	3
1.....	30-Point Games.....	1

CAREER

2019-20 GAME-BY-GAME STATISTICS

Date	Opponent	GS	MIN	FG-A	3P-A	FT-A	RB	PF	A	TO	ST	BL	PTS
11/5	@ Fordham	*	33	4-12	2-6	4-4	2-3-5	3	3	5	2	0	14
11/8	Loyola MD	*	34	6-15	0-5	0-0	3-6-9	1	3	4	0	2	12
11/11	Tennessee	*	32	6-18	2-11	2-2	1-2-3	4	0	3	1	0	16
11/14	Michigan St	*	37	7-13	2-6	3-6	1-7-8	1	3	2	1	3	19
11/20	Toledo	*	37	6-12	1-6	6-10	3-10-13	2	0	2	2	3	19
11/23	@ Michigan	*	39	5-11	1-5	1-2	1-3-4	4	2	2	1	2	12
11/28	vs FGCU	*	30	4-12	1-5	2-4	0-12-12	5	2	3	0	1	11
11/29	vs South Dakota St	*	27	1-7	1-4	4-4	0-2-2	3	0	0	0	0	7
11/30	vs USF	*	33	4-13	2-5	0-0	1-3-4	3	1	1	0	0	10
12/4	Minnesota	*	38	9-18	0-3	1-1	0-6-6	4	3	5	0	2	19
12/8	@ UConn	*	19	2-10	0-3	0-0	1-5-6	1	2	2	0	0	4
12/11	DePaul	*	38	13-18	1-3	4-5	1-6-7	1	2	2	0	1	31
12/29	Clemson	*	31	2-6	0-3	1-2	1-2-3	3	1	4	2	0	5
1/2	@ Pittsburgh	*	32	4-11	0-3	0-0	0-5-5	1	2	6	0	4	8
1/5	@ Syracuse	*	42	5-16	2-5	0-2	3-4-7	2	1	3	1	1	12
1/9	Boston College	*	33	6-14	3-7	0-0	1-7-8	2	1	4	0	0	15
1/12	NC State	*	27	2-8	2-7	0-0	1-1-2	3	1	1	0	0	6
1/16	@ Duke	*	39	6-20	4-11	0-0	4-4-8	2	1	8	1	1	16
1/19	Miami	*	36	11-18	3-5	0-0	1-3-4	1	0	3	2	0	25
1/26	@ Virginia	*	39	6-17	4-12	5-6	0-5-5	0	2	3	2	3	21
1/30	Louisville	*	39	6-15	2-8	3-4	3-6-9	1	1	6	1	1	17
2/2	@ Georgia Tech	*	37	2-7	0-2	3-3	0-4-4	2	3	1	0	2	7
2/6	@ Wake Forest	*	33	4-11	2-5	0-0	2-5-7	2	2	2	0	0	10
2/9	Pittsburgh	*	16	2-8	2-7	4-4	1-3-4	4	1	2	0	0	10
2/13	@ Boston College	*	36	4-16	1-1	0-0	1-2-3	4	2	3	4	0	9
2/16	@ Louisville	*	32	2-9	0-3	0-0	2-4-6	0	0	2	0	0	4
2/20	Virginia Tech												
2/23	Syracuse												
2/27	UNC												
3/1	@ Florida St												

UPDATE

- Started all 26 games, averaging 33.4 minutes.
- Gilbert & Brunelle are both making their claim for ACC Rookie of the Year and here's why:
- Became the first player to start her Irish career with seven double-digit scoring performances - previous record was four. Now boasts 18 total for the year.
- Brunelle's 13.0 ppg ranks 8th all-time at ND for a freshman. The top spot belongs to Beth Morgan (17.9).
- Brunelle (13.0), Gilbert (13.5) and Peoples (12.6 ppg) lead all freshmen in the ACC in scoring. The next highest is Virginia Tech's Elizabeth Kitley's 11.6. Brunelle also leads all ACC freshmen in the Points + Assists + Rebounds/Game category at 20.5.
- Brunelle/Gilbert/Peoples could become the first freshmen trio to all finish with a double-digit scoring average. Also looking to become the highest scoring freshmen pairing in ND history: Arike Ogunbowale (11.4) and Marina Mabrey (10.7), 2015-16 // Mary Beth Schueth (13.0) and Carries Bates (12.4), 1981-82.
- Nationally, among freshmen at power-five schools, Brunelle's scoring average ranks 8th.
- Only two freshmen pairs in all of Division-I to average 13.0 ppg or higher --> ND's Brunelle and Gilbert & Fresno State's Haley & Hanna Cavinder.
- Finding her three-point game: The freshman struggled early on, going 13-of-68 (.191) from three over the first 14 games. However, she's flipped the script. Brunelle's converted 25-of-73 (.342) from three over the last 12 games.
- In addition, since Jan. 5, Brunelle is averaging 2.1 three's/game.
- Brunelle went off in the win over Miami (1/19), scoring 20 of her 25 points in the 2nd half. Then notched back-to-back games with 20+ points for the first time with 21 at Virginia (1/26).
- Exploded with a career high 31 points on 13-of-18 shooting vs. DePaul on Dec. 11. Brunelle is 1-of-6 players in the ACC to record a 30+ point performance. Her 31-point performance also tied the Notre Dame individual scoring record for a freshmen, tying both Skylar Diggins and Katryna Gaither.
- 4th Quarter surges: Brunelle scored seven of her 19 points in the fourth against Minnesota (12/4). Scored nine of her 11 points in the fourth at No. 21 Michigan (11/23). Scored 11 of her 19 points in the fourth vs. No. 16 Michigan State (11/14).
- Notched her second double-double with an 11-point, 12-rebound performance against FGCU (11/28). All 12 boards were defensive rebounds, which marked a career best for that category.
- Logged her first double-double of her career with 19 points and 13 rebounds against Toledo (11/20).
- Peoples and Brunelle became the first pair of freshmen starters for a season opener since Teresa Borton & Jacqueline Batteast started the 2001-02 season opener.
- Fun Fact: Wants to go into broadcasting - already hosting a segment in the Muffet McGraw Radio Show this year called Sam's Saloon.

BRUNELLE'S OVERALL CAREER STATISTICS

SEASON	TEAM	GP-GS	MIN/AVG	FG-FGA	FG%	3FG-FGA	3FG%	FT-FTA	FT%	OFF	DEF	TOT	AVG	PF-FO	AST	TO	BLK	STL	PTS	AVG
2019-20	ND	26-26	868/33.4	129-335	.385	38-141	.270	43-59	.729	34	120	154	5.9	59-1	39	79	26	20	339	13.0
TOTAL		26-26	868/33.4	129-335	.385	38-141	.270	43-59	.729	34	120	154	5.9	59-1	39	79	26	20	339	13.0

SCORING

Player scored 25 points	Sam Brunelle (25), vs Miami, 1/19/20
Player scored 30 points	Sam Brunelle (31) vs DePaul, 12/11/19
Player scored 35 points	Jessica Shepard (39) vs DePaul, 12/17/17
Player scored 40 points	Jewell Loyd (41) at DePaul, 12/10/14
Player came off bench and scored 20 points	Jackie Young (22), vs. Virginia, 3/3/19
Two players scored 20 points	Sam Brunelle (25) & Destinee Walker (21), Miami, 1/19/20
Three players scored 20 points	Jessica Shepard (30), Jackie Young (21), Brianna Turner (20) vs Louisville, 3/10/19 (Greensboro, N.C.)
Three players scored 20 points/consecutive games	Arike Ogunbowale (30), Jessica Shepard (24), Marina Mabrey (23) vs CSUN, 3/16/18; Arike Ogunbowale (24), Jessica Shepard (25), Jackie Young (24) vs. Villanova, 3/18/18
Two players scored 25 points	Arike Ogunbowale (27) & Jessica Shepard (26) vs FSU, 2/10/19
Player scored 25 points/consecutive games	Arike Ogunbowale (27 vs. Georgia Tech, 2/11/18; 27 at Virginia, 2/15/18)
None in double figures	at Seton Hall, 2/8/04
One in double figures	Brianna Turner (25) vs. Duke, 1/26/17
Six in double figures	Arike Ogunbowale (13), Brianna Turner (14), Jessica Shepard (18), Mikayla Vaughn (10), Marina Mabrey (21), Jackie Young (21) vs Binghamton, 12/16/18
Seven in double figures	See eight in double figures
Eight in double figures	Devereaux Peters (20), Natalie Achonwa (19), Kaila Turner (14), Natalie Novosel (13), Skylar Diggins (11), Brittany Mallory (11), Kayla McBride (11) and Markisha Wright (11) vs. Pittsburgh, 1/17/12
ND scored 55 points/half	58 (2nd half) vs Stanford, 4/1/19 (Chicago)
ND scored 60 points/half	60 (1st half) vs Pitt, 1/3/19
ND scored 50 points in both halves	50 (1st) & 53 (2nd) vs. Harvard, 11/9/18
ND scored 100 points/game	103 vs Virginia, 3/3/19
ND scored 100 points/home game	See 100 points
ND scored 100 points/neutral site	100 vs. Duquesne, 12/1/13 (@ Toronto, Ontario)
ND scored 100 points/conference game	103 vs Virginia, 3/3/19
ND scored fewer than 15 points/half	11 (1st half) at West Virginia, 1/13/08
ND scored fewer than 20 points/half	18 (2nd half) at Duke, 1/16/20
ND scored fewer than 50 points/game	49, at Louisville, 2/16/20

FIELD GOAL SHOOTING

Player made every shot from the field (min. 7)	Jessica Shepard (8-8) vs Binghamton, 12/16/18
ND shot 55 percent/consecutive games	56.7 (38-67) at Syracuse, 2/25/19; 55.1 (38-69) vs Virginia, 3/3/19, 58.0 (40-69) vs North Carolina, 3/8/19 (Greensboro, N.C.)
ND shot 60 percent/game	61.4 (35-57) vs Lehigh, 12/30/18
ND shot 65 percent/game	69.8 (37-53) vs WKU, 12/19/18
ND shot 70 percent/game	70.2 (40-57) at Mercer, 12/30/11
ND shot below 25 percent/game	24.5 (13-53) at West Virginia, 1/13/08
ND shot below 30 percent/game	29.5 (18-61) vs Louisville, 1/30/20
ND shot below 35 percent/game and won	33.3 (23-69) at Pitt, 1/2/20
ND shot 65 percent/half	69.2 (18-26) at Syracuse, 2/25/19
ND shot 70 percent/half	See 75
ND shot 75 percent or greater/half	.758 (22-29), 2nd half at Clemson, 1/31/19
ND shot below 25 percent/half	23.3 (7-30), 2nd half vs Louisville, 1/30/20
ND shot below 30 percent/half	28.6 (10-35), 2nd half at Virginia, 1/26/20

THREE-POINT SHOOTING

Player made 4 three-pointers/half	See 5/half
Player made 5 three-pointers/half	Marina Mabrey (1st half) vs Texas A&M, 3/24/18 (Spokane, Wash.)
Player made 5 three-pointers	Destinee Walker at Michigan, 11/23/19
Player made 6 three-pointers	Arike Ogunbowale vs Virginia, 3/3/19
Player made 7 three-pointers	Marina Mabrey vs Texas A&M, 3/24/18 (Spokane, Wash.)
Player made 8 three-pointers	Sheila McMillen vs. St. John's, 2/28/98 (@ Piscataway, N.J.)
Player attempted 10 three-pointers	Sam Brunelle (12) at Virginia, 1/26/20
ND made 10 three-pointers	13 vs Virginia, 3/3/19
ND did not make a three-pointer	vs. Saint Joseph's (Pa.), 12/21/14
ND attempted 20 three-pointers	23 vs Pittsburgh, 2/9/20
ND shot 60 percent 3FG (min. 5 att.)	70.0 (7-10) vs Miami, 1/19/20

FREE-THROW SHOOTING

Player made 10 free-throws	Arike Ogunbowale (12) vs Louisville, 1/10/19
Player made 15 free-throws	Jewell Loyd (15) at DePaul, 12/10/14
Player attempted 15 free-throws	Brianna Turner (16) at North Carolina, 1/15/15
Player made 10 for 10 or better	12-12 by Arike Ogunbowale vs Louisville, 1/10/19
ND shot 90 percent (min. 10 att.)	100.0 (10-10) vs Boston College, 1/9/20
ND shot below 50 percent (min. 10 att.)	46.7 (7-15) at Georgia Tech, 1/6/19
ND made 30 free-throws	31 (attempted 46) vs. UCLA, 11/28/15 (@ Freeport, Bahamas)
ND made fewer than five FTs	4 (attempted 7) vs. Wake Forest, 1/5/17
ND attempted 40 free-throws	46 (made 31) vs. UCLA, 11/28/15 (@ Freeport, Bahamas)
ND attempted fewer than five FTs	2 (made 2) at Connecticut, 3/8/10

REBOUNDS

Player had 15 rebounds	Anaya Peoples (15) vs. DePaul, 12/11/19
Player had 20 rebounds	Natalie Achonwa (20) vs. South Florida, 3/10/13 (@ Hartford, Conn.)
Two players had double-figure rebounds	Mikayla Vaughn (11) & Anaya Peoples (11), at Syracuse, 1/5/20
Three players had double-figure rebounds	Jessica Shepard (12), Kathryn Westbeid (10), and Jackie Young (10) vs Marquette, 12/20/17
ND had 50 rebounds	50 vs Pittsburgh, 2/9/20
ND had 25 offensive rebounds	25 vs Iowa, 11/29/18
ND had 30 offensive rebounds	30 vs Longwood, 12/28/11

DOUBLE-DOUBLES

Points & rebounds/3 consecutive games	See 4
Points & rebounds/4 consecutive games	Jessica Shepard (24/14) vs Texas A&M, 3/30/19; (11/14) vs Stanford, 4/1/19; (20/13) vs UConn, 4/5/19; (11/10) vs Baylor, 4/7/19
Points & rebounds/5 consecutive games	Jessica Shepard (17/10) vs Florida State, 3/3/18; (23/10) vs Louisville, 3/4/18; (24/10) vs CSUN, 3/16/18; (25/10) vs Villanova, 3/18/18; (13/10) vs Texas A&M, 3/24/18 (Spokane, Wash.)
Points & assists	Marina Mabrey (12/12) vs UConn, 4/5/19 (Tampa)
Rebounds & assists	Lindsay Allen (11/10) vs. Virginia 1/29/17
Points & assists/consecutive games	Niele Ivey (12/10) at Valparaiso, 11/17/00; (14/11) vs. Arizona, 11/20/00
Two players had double-doubles	Jessica Shepard (11p/10r) & Brianna Turner (12p/12r) vs Baylor, 4/7/19 (Tampa)
Three players had double-doubles	Jessica Shepard (20p/13r), Brianna Turner (15p/15r), Marina Mabrey (12p/12a), vs UConn, 4/5/19 (Tampa)
20+ points and 10+ rebounds	Anaya Peoples (22p/15r) vs DePaul, 12/11/19
30+ points and 10+ rebounds	Jessica Shepard vs Louisville, 3/10/19 (Greensboro, N.C.)
40+ points and 10+ rebounds	Jewell Loyd (41/12) vs DePaul, 12/10/14
15 points and 15 rebounds	Anaya Peoples (22p/15r) vs DePaul, 12/11/19
20 points and 20 rebounds	Natalie Achonwa (20/20) vs. South Florida, 3/10/13 (@ Hartford, Conn.)

TRIPLE DOUBLES (8 in school history)

Jackie Young (22p/10r/11a) vs Virginia, 3/3/19
Jackie Young (16p/12r/10a) at Tennessee, 1/24/19
Lindsay Allen (11p/11r/12a) at Chattanooga, 12/27/16
Marina Mabrey (18p/10a/12s) at Valparaiso, 11/23/15
Skylar Diggins (17p/10r/10a) at DePaul, 2/24/13
Skylar Diggins (22p/10r/11a) vs Maryland, 3/27/12 (@ Raleigh, N.C.)
Sara Liebscher (17p/12r/10a) vs. Detroit, 2/15/90
Mary Gavin (11p/14a/10s) vs. Marquette, 1/31/87

ASSISTS

Player had 10 assists	Marta Sniezek (10) at Syracuse, 1/5/20
Player had 10 assists/consecutive games	Jackie Young - 12 at Syracuse, 2/25/19; 11 vs Virginia, 3/3/19
Player had 15 assists	Mary Gavin (17) at Marquette, 2/28/87
ND had 30 assists	30 at Georgia Tech, 1/6/19
ND had fewer than 10 assists	7, at Louisville, 2/16/20
ND had fewer than 5 assists	3 vs. Villanova, 3/8/09 (@ Hartford, Conn.)

BLOCKED SHOTS

Player blocked 5 shots	Brianna Turner (5) vs UConn, 4/5/19
Player blocked 6 shots	Jessica Shepard (6) at Penn, 12/9/17
Player blocked 7 shots	Brianna Turner (7) vs. Boston College, 2/23/17
Player blocked 10 shots	Amanda Barksdale (11) vs. Boston College, 2/10/02
ND blocked 10 shots	12 vs WKU, 12/19/18
ND blocked 15 shots	16 vs. Boston College, 2/10/02
ND blocked 0 shots	vs. Boston College, 1/14/18

STEALS

Player had 5 steals	Katlyn Gilbert (6) at Duke, 1/16/20
Player had 10 steals	Marina Mabrey (12) at Valparaiso, 11/23/15
ND had 20 steals	21 vs. Saint Francis (Pa.), 12/31/12

TURNOVERS

ND committed 25 or more	26 at Duke, 1/16/20
ND committed 25 or more and won	See 25 or more
ND committed 30 or more	30 at West Virginia, 2/22/11
ND committed 10 or fewer	10 vs South Dakota State, 11/29/19
ND committed 10 or fewer/consecutive games	9 vs Texas A&M, 3/30/19 (Chicago); 7 vs Stanford, 4/1/19 (Chicago); 9 vs UConn, 4/5/19 (Tampa); 10 vs Baylor, 4/7/19 (Tampa)
ND committed 5 or fewer	5 vs. Louisville, 3/4/17 (@ Conway, S.C.)

MISCELLANEOUS

Led team in points/rebounds/assists
 Hit "final minute" game-winning shot
 Four-point play
 Made shot from midcourt or beyond
 Played every minute
 Played more than 40 minutes
 ND rallied from 10-point deficit to win
 ND rallied from 15-point deficit to win
 ND rallied from 20-point deficit to win
 ND scored 20 straight points
 ND scored 25 straight points
 ND scored 30 straight points

Jackie Young (18p/13r/5a) vs Syracuse, 3/9/19
 Arike Ogunbowale (OT - 0:01), vs UConn, 3/30/18 (Columbus, Ohio);
 Arike Ogunbowale (4Q - 0:01), vs Mississippi State, 4/1/18 (Columbus, Ohio).
 Madison Cable (9:52, 2nd half) vs. Wake Forest, 2/1/15
 Arike Ogunbowale (50 feet at 0:00, 2nd half) vs. Louisville, 3/4/18
 Destinee Walker, at Georgia Tech, 2/2/20
 Marta Sniezek (41:41) at Syracuse, 1/5/20
 Triled Wake Forest, 33-23 (2:55 - 2nd), won 75-71, 2/6/20
 Triled Mississippi State, 40-25 (6:41, 3rd), won 61-58, 4/1/18 (Columbus, Ohio)
 Triled vs Tennessee, 37-14 (7:03 - 2nd); won 84-70, 1/18/18
 20-0 run vs. Miami, 1/19/20
 25-0 run vs. Bethune-Cookman, 3/23/19
 36-0 run vs. Southeast Missouri State, 1/2/11

OVERTIME

ND played an OT game
 ND played multiple overtimes
 ND won an OT game
 ND won an OT game at home
 ND won an OT game on the road
 ND lost an OT game

at Syracuse (L, 74-63, OT), 1/5/20
 vs. Connecticut (W, 96-87, 3ot), 3/4/13
 vs UConn (W, 91-89), 3/30/18 (Columbus, Ohio)
 See played an OT game
 vs UConn (W, 91-89), 3/30/18 (Columbus, Ohio)
 at Syracuse (L, 74-63, OT), 1/5/20

RANKINGS

Played the No. 1 team in the AP poll
 Played the No. 1 team in the WBCA/USA Today poll
 Defeated top-5 opponent
 Defeated top-10 opponent
 Defeated top-10 opponent at home
 Defeated top-10 opponent on the road
 Defeated top-10 opponent by double digits

vs Baylor (L, 82-81), 4/7/19 (Tampa)
 vs Baylor (L, 82-81), 4/7/19 (Tampa)
 vs #3 Louisville (W, 99-79), 3/10/19 (Greensboro, N.C.)
 vs #6 Stanford (W, 84-68), 4/1/19 (Chicago, Ill.)
 #2 Louisville (W, 82-68), 1/10/19
 #10 NC State (W, 95-72), 2/18/19
 s #6 Stanford (W, 84-68), 4/1/19 (Chicago, Ill.)

SCORING MARGINS

ND won by 40-plus points
 ND won by 50-plus points
 ND won by 60-plus points
 ND won by 70-plus points
 ND lost by 10-19 at home
 ND lost by 20-29 points
 ND lost by 20-29 points at home
 ND lost by 20-29 points on the road
 ND lost by 30-plus points

42 --- ND 92, Bethune-Cookman 50, 3/23/19
 50 --- ND 97, Boston College 47, 2/13/19
 60 --- at ND 114, Valparaiso 54, 12/4/16
 75 --- at ND 104, Holy Cross 29, 11/23/14
 See 30
 See 30
 See 30
 30 --- at Virginia 90, ND 60, 1/26/20
 33 --- at Louisville 82, ND 49, 2/16/20

LAST TIME OPPONENT ...**SCORING**

Player scored 25 points
 Player scored 30 points
 Player scored 35 points
 Two players scored 20 points
 Three players scored 20 points
 Two players scored 25 points
 None in double figures
 Five in double figures
 Six in double figures
 Scored 50 points/half
 Scored 55 points/half
 Scored 60 points/half
 Scored 100 points/game
 Scored 100 points/non-conference game
 Scored fewer than 15 points/half
 Scored fewer than 20 points/half
 Scored fewer than 40 points/game

Kiara Lewis (28), at Syracuse, 1/5/20
 Renna Davis (33), Tennessee, 11/11/19
 Chennedy Carter (35), Texas A&M, 3/30/19 (Chicago)
 Kiara Lewis (28) & Emily Engstler (22), at Syracuse, 1/5/20
 Sonya Morris (29), Chante Stonewall (20) & Dee Bekelja (20), DePaul, 12/11/19
 Brittney Griner (32) and Odyssey Sims (25) at Baylor, 11/20/11 vs Pitt, 1/3/19
 Sonya Morris (29), Chante Stonewall (20), Dee Bekelja (20), Lexi Held (17) & Kelly Campbell (12), DePaul, 12/11/19
 Erika Davenport (19), Danielle King (12), Natisha Hiedeman (12), Allazia Blockton (20), Amani Wilborn (10), Isabelle Spingola (12), Marquette, 12/20/17
 50 (1st half), Louisville, 1/30/20
 56 (1st half), at Louisville, 1/11/18
 63 (2nd half), Northwestern State, 3/24/95 (@ Amarillo, Texas)
 105, DePaul, 12/11/19
 105, DePaul, 12/11/19
 13 (1st half), Georgia Tech, 2/3/19
 20 (1st half), at Duke, 1/16/20
 37, vs Clemson, 1/21/18

FIELD GOAL SHOOTING

Shot 55 percent/game
 Shot 60 percent/game
 Shot below 20 percent/game
 Shot below 25 percent/game

56.7 (34-60), vs NC State, 1/12/20
 65.1 (41-63), at Louisville, 1/11/18
 18.6 (11-59), Holy Cross, 11/23/14
 24.1 (14-58), at Georgia Tech, 1/2/17

Shot below 30 percent/game
 Shot 55 percent/half
 Shot 60 percent/half
 Shot 65 percent/half
 Shot 70 percent/half
 Shot below 20 percent/half
 Shot below 25 percent/half

25.7 (18-79), vs Pitt, 2/9/20
 57.1 (16-28), at Louisville, 2/16/20
 63.6 (21-33), 1st half vs Louisville, 1/30/20
 68.2 (15-22), 2nd half by Texas A&M, 4/5/11 (@ Indianapolis, Ind.)
 71.8 (23-32), 1st half at Louisville, 1/11/18
 17.6 (6-34), 1st half at Boston College, 2/13/20
 See 20

THREE-POINT SHOOTING

Player made 5 three-pointers
 Player made 6 three-pointers
 Player made 7 or more three-pointers
 Player attempted 10 three-pointers
 Made 10 three-pointers
 Did not make a three-pointer
 Attempted 30 three-pointers
 Shot 50 percent 3FG (min. 5 att.)
 Shot 60 percent 3FG (min. 5 att.)

Sonya Morris, DePaul, 12/11/19
 Gadiva Hubbard, Minnesota, 12/4/19
 Kendall Spray (8), Clemson, 12/29/19
 Gabbie Green (1-12), Pittsburgh, 2/9/20
 16, DePaul, 12/11/19
 Duke, 2/16/15
 36, at Syracuse, 1/5/20
 50.0 (9-18) vs Clemson, 12/29/19
 64.7 (11-17) at Louisville, 1/11/18

FREE-THROW SHOOTING

Player made 10 free-throws
 Player made 15 free-throws
 Player attempted 15 free-throws
 Player made 10 for 10 or better
 Shot 90 percent (min. 10 att.)
 Shot below 50 percent (min. 10 att.)
 Made 30 free-throws
 Made 5 or fewer FTs
 Attempted 40 free-throws
 Attempted fewer than five FTs

Kiara Lewis (13) at Syracuse, 1/5/20
 Nok Duany (15) at Georgetown, 2/23/02
 Kiara Lewis (18) at Syracuse, 1/5/20
 Allisha Gray (10-10) at North Carolina, 1/15/15
 90.9 (10-11), at N.C. State, 2/18/19
 50.0 (6-12), Loyola Maryland, 11/8/19
 32 (attempted 37), Illinois, 11/24/98
 5 (attempted 5), Miami, 1/19/20
 45 (made 28), at South Florida, 1/13/07
 5 (made 5), Miami, 1/19/20

REBOUNDS

Player had 15 rebounds
 Player had 20 rebounds
 Two players had double-figure rebounds
 Three players had double-figure rebounds
 Had 50 rebounds
 Out-rebounded ND by 10 or more

Emily Engstler (15) at Syracuse, 1/5/20
 Wendy Scholtens (20) at Vanderbilt, 1/8/89
 Emma Guy (12) & Taylor Soule (12), Boston College, 1/9/20
 Aurora Adams (16), Brenda McCunn (11) and Paula Langseth (10), Hawaii, 3/22/81 (@ Anchorage, Alaska)
 55, at Syracuse, 1/5/20
 12, at Boston College, 2/13/20

DOUBLE-DOUBLES

Points & assists
 Points & steals
 Assists & rebounds
 Two players had double-doubles
 Three players had double-doubles
 15 points and 15 rebounds
 20 points and 10 rebounds
 20 points and 20 rebounds
 30 points and 10 rebounds

Paris Kea (30p/10a) at North Carolina, 1/27/19
 Alexis Jones (16/10) at Duke, 2/2/14
 Kylie Kornegay-Lucas (10a/11r), at Virginia, 1/26/20
 Emma Guy (11p/12r) & Taylor Soule (19p/12r), Boston College, 1/9/20
 Mary Raese (24p/10r), Mary Westerwelle (11p/10r) and Netra McGrew (10p/10a), Idaho, 3/21/86 (@ Amarillo, Texas)
 Emily Engstler (22p/15r), at Syracuse, 1/5/20
 Taylor Soule (20p/10r), at Boston College, 2/13/20
 Wendy Scholtens (29/20) at Vanderbilt, 1/8/89
 Myisha Hines-Allen (31/12) at Louisville, 1/11/18

TRIPLE-DOUBLES

Points, rebounds, assists
 Points, rebounds, steals

Liad Suez-Karni (14p/10r/10a), Villanova, 2/7/06
 Diana Vines (23p/11r/12s) at DePaul, 1/24/89

ASSISTS

Player had 10 assists
 Player had 15 assists
 Had 25 assists
 Had 30 assists
 Had fewer than 10 assists
 Had 5 or fewer assists

Kylie Kornegay-Lucas (10), Virginia, 1/26/20
 Veronica Pettry (16) at Loyola-Chicago, 2/18/89
 25, Louisville, 1/30/20
 30 at Loyola-Chicago, 2/18/89
 9, at Duke, 1/16/20
 5, vs ETSU, 11/24/17 (@ Estero, Fla.)

BLOCKED SHOTS

Player blocked 5 shots
 Blocked 10 shots
 Blocked 15 shots
 Blocked 0 shots

Kylee Shook (6), Louisville, 1/30/20
 10, Louisville, 1/30/20
 16 at Connecticut, 1/27/07
 Binghamton, 12/16/18

STEALS

Player had 5 steals
 Player had 6 steals

Taylor Soule, at Boston College, 2/13/20
 see player had seven steals

Player had 7 steals
 Player had 10 steals
 Had 15 steals
 Had 20 steals

Kala Green, North Carolina A&T, 3/19/16
 Alexis Jones at Duke, 2/2/14
 16 at Duke, 2/2/14
 24, Georgetown, 1/29/00

TURNOVERS

Player committed 10 turnovers
 Committed 20 turnovers or more and won
 Committed 25 turnovers or more
 Committed 30 turnovers or more
 Committed 35 turnovers or more
 Committed 40 turnovers or more
 Committed 10 turnovers or fewer
 Committed 5 turnovers or fewer

Samantha Logic (11) at Iowa, 3/26/13
 27, at Boston College, 2/13/20
 27, at Boston College, 2/13/20
 31 vs. Valparaiso, 12/4/16
 35, Connecticut, 3/4/13
 46, Akron, 11/11/11
 9, Minnesota, 12/4/19
 5, Oregon, 3/26/18 (Spokane, Wash.)

MISCELLANEOUS

Led team in points/rebounds/assists
 Four-point play
 Hit "final minute" game-winning shot
 Played every minute
 Played more than 40 minutes
 Rallied from 10-point deficit to win
 Led ND by 10 or more at halftime
 Led ND by 15 or more at halftime
 Led ND by 25 or more points

Nicki Ekhomu (26p/8r/6a), Florida State, 2/10/19
 Tori Jankoska (2:44, 1st quarter) at Michigan State, 12/20/16
 Emma Guy (0:01 left), at Boston College, 2/13/20
 Destiny Pitts, Minnesota, 12/4/19
 Kiara Lewis (42:17), at Syracuse, 1/5/20
 at Boston College, 2/13/20 (ND led by 15, 43-28, 4:21 left in 3rd quarter. BC won 56-55)
 14 at Louisville (40-26), 2/16/20
 21 vs Louisville (50-29), 1/30/20
 34 at Louisville (82-48) at 1:25 in 4th Q), 2/16/20

NOTRE DAME INDIVIDUAL HIGHS

Notre Dame - Individual Game Highs

POINTS	31		Sam Brunelle vs DePaul (12/11/2019)
	27		Destinee Walker at Michigan (11/23/2019)
	25		Sam Brunelle vs Miami (FL) (01/19/2020)
	25		Katlyn Gilbert vs NC State (01/12/2020)
	25		Destinee Walker at Syracuse (01/05/2020)
FIELD GOALS MADE	13		Sam Brunelle vs DePaul (12/11/2019)
	12		Katlyn Gilbert vs NC State (01/12/2020)
FIELD GOAL ATTEMPTS	26		Katlyn Gilbert vs NC State (01/12/2020)
	21		Destinee Walker at Boston College (02/13/2020)
FIELD GOAL PERCENTAGE (min 5 made)	.875	(7-8)	Mikayla Vaughn vs Miami (FL) (01/19/2020)
	.875	(7-8)	Mikayla Vaughn at Syracuse (01/05/2020)
3 PT FG MADE	5		Destinee Walker at Michigan (11/23/2019)
	4		Destinee Walker vs Pittsburgh (02/09/2020)
	4		Sam Brunelle at Virginia (01/26/2020)
	4		Destinee Walker vs Miami (FL) (01/19/2020)
	4		Sam Brunelle at Duke (01/16/2020)
	4		Destinee Walker at Syracuse (01/05/2020)
3 PT FG ATTEMPTS	12		Sam Brunelle at Virginia (01/26/2020)
	11		Sam Brunelle at Duke (01/16/2020)
	11		Sam Brunelle vs Tennessee (11/11/2019)
3 PT FG PERCENTAGE (min 2 made)	.800	(4-5)	Destinee Walker vs Miami (FL) (01/19/2020)
	.667	(2-3)	Destinee Walker vs DePaul (12/11/2019)
FREE THROWS MADE	8		Katlyn Gilbert vs Louisville (01/30/2020)
	7		Destinee Walker at Wake Forest (02/06/2020)
	7		Destinee Walker at Georgia Tech (02/02/2020)
FREE THROW ATTEMPTS	10		Destinee Walker at Virginia (01/26/2020)
	10		Sam Brunelle vs Toledo (11/20/2019)
FREE THROW PERCENTAGE (min 3 made)	1.000	(8-8)	Katlyn Gilbert vs Louisville (01/30/2020)
	1.000	(6-6)	Destinee Walker vs Boston College (01/09/2020)
	1.000	(4-4)	Destinee Walker at Boston College (02/13/2020)
	1.000	(4-4)	Sam Brunelle vs Pittsburgh (02/09/2020)
	1.000	(4-4)	Katlyn Gilbert at Virginia (01/26/2020)
	1.000	(4-4)	Destinee Walker vs Minnesota (12/04/2019)
	1.000	(4-4)	Sam Brunelle vs South Dakota St. (N) (11/29/2019)
	1.000	(4-4)	Sam Brunelle at Fordham (11/05/2019)
	1.000	(3-3)	Sam Brunelle at Georgia Tech (02/02/2020)
	1.000	(3-3)	Marta Sniezek at UConn (12/08/2019)
	1.000	(3-3)	Marta Sniezek vs Tennessee (11/11/2019)
REBOUNDS	15		Anaya Peoples vs DePaul (12/11/2019)
	14		Anaya Peoples vs Minnesota (12/04/2019)
ASSISTS	12		Marta Sniezek vs DePaul (12/11/2019)
	10		Marta Sniezek at Syracuse (01/05/2020)
STEALS	6		Katlyn Gilbert at Duke (01/16/2020)
	6		Marta Sniezek at Syracuse (01/05/2020)
BLOCKED SHOTS	4		Sam Brunelle at Pittsburgh (01/02/2020)
	3		Sam Brunelle at Virginia (01/26/2020)
	3		Mikayla Vaughn vs Boston College (01/09/2020)
	3		Mikayla Vaughn at Syracuse (01/05/2020)
	3		Sam Brunelle vs Toledo (11/20/2019)
	3		Sam Brunelle vs Michigan St. (11/14/2019)
TURNOVERS	8		Sam Brunelle at Duke (01/16/2020)
	8		Katlyn Gilbert vs Michigan St. (11/14/2019)

OPPONENT INDIVIDUAL HIGHS

Opponent - Individual Game Highs

POINTS	33		Rennia Davis vs Tennessee (11/11/2019)
	29		Sonya Morris vs DePaul (12/11/2019)
	28		Kiara Lewis at Syracuse (01/05/2020)
	28		Nia Clouden vs Michigan St. (11/14/2019)
	26		Megan Walker at UConn (12/08/2019)
FIELD GOALS MADE	12		Sonya Morris vs DePaul (12/11/2019)
	12		Rennia Davis vs Tennessee (11/11/2019)
FIELD GOAL ATTEMPTS	25		Sonya Morris vs DePaul (12/11/2019)
	22		Bre Cavanaugh at Fordham (11/05/2019)
FIELD GOAL PERCENTAGE (min 5 made)	.875	(7-8)	Amber Brown vs Pittsburgh (02/09/2020)
	.857	(6-7)	Kayla Jones vs NC State (01/12/2020)
	.857	(6-7)	Pahton Burckhard vs South Dakota St. (N) (11/29/2019)
3 PT FG MADE	8		Kendall Spray vs Clemson (12/29/2019)
	6		Gadiva Hubbard vs Minnesota (12/04/2019)
3 PT FG ATTEMPTS	14		Kendall Spray vs Clemson (12/29/2019)
	13		Gadiva Hubbard vs Minnesota (12/04/2019)
	13		Maria Alvarez vs South Fla. (N) (11/30/2019)
3 PT FG PERCENTAGE (min 2 made)	1.000	(4-4)	Dee Bekeja vs DePaul (12/11/2019)
	1.000	(2-2)	Elissa Cunane vs NC State (01/12/2020)
	1.000	(2-2)	Jasmine Brunson vs Minnesota (12/04/2019)
FREE THROWS MADE	13		Kiara Lewis at Syracuse (01/05/2020)
	8		Taylor Soule at Boston College (02/13/2020)
	8		Alex Sharp at Wake Forest (02/06/2020)
	8		Amber Brown at Pittsburgh (01/02/2020)
FREE THROW ATTEMPTS	18		Kiara Lewis at Syracuse (01/05/2020)
	14		Amber Brown at Pittsburgh (01/02/2020)
FREE THROW PERCENTAGE (min 3 made)	1.000	(8-8)	Alex Sharp at Wake Forest (02/06/2020)
	1.000	(6-6)	Nia Clouden vs Michigan St. (11/14/2019)
	1.000	(5-5)	Dana Evans vs Louisville (01/30/2020)
	1.000	(4-4)	Gabbie Green vs Pittsburgh (02/09/2020)
	1.000	(4-4)	Jazmine Jones vs Louisville (01/30/2020)
	1.000	(4-4)	Jocelyn Willoughby at Virginia (01/26/2020)
	1.000	(4-4)	Carole Miller at Virginia (01/26/2020)
	1.000	(4-4)	Emy Hayford at Pittsburgh (01/02/2020)
REBOUNDS	16		Taiye Bello vs Minnesota (12/04/2019)
	16		Naz Hillmon at Michigan (11/23/2019)
ASSISTS	12		Destiny Thomas vs Clemson (12/29/2019)
	10		Kylie Kornegay-Lucas at Virginia (01/26/2020)
STEALS	5		Taylor Soule at Boston College (02/13/2020)
	5		Teisha Hyman at Syracuse (01/05/2020)
	5		Amy Dilk at Michigan (11/23/2019)
	5		Kaitlyn Downey at Fordham (11/05/2019)
BLOCKED SHOTS	6		Kyilee Shook vs Louisville (01/30/2020)
	5		Taiye Bello vs Minnesota (12/04/2019)
TURNOVERS	8		Jordan Horston vs Tennessee (11/11/2019)
	7		Marnelle Garraud at Boston College (02/13/2020)
	7		Amy Dilk at Michigan (11/23/2019)
FOULS	5		Francesca Pan at Georgia Tech (02/02/2020)
	5		Rylie Cascio Jensen vs South Dakota St. (N) (11/29/2019)
	5		Kaitlyn Downey at Fordham (11/05/2019)

1

#16/14 NOTRE DAME, 60
FORDHAM, 55

Nov. 5, 2019
Rose Hill Gymnasium (Bronx, N.Y.)



Official Basketball Box Score - Final
Notre Dame at Fordham
11/05/19 Rose Hill Gym, Bronx
2019-20 Women's Basketball

Game Time: 12:00 AM
Game Duration: 1:52
Attendance: 3,200

Record: 1-0

Table with columns: NO. Name, Min, FG, 3P, FT, Rebounds, Fouls, TP, AS, TO, ST, Blocks, +/-, Shooting By Period (1st-4th FG, 3PT, FT, GM FG, FT)

Record: 0-1

Table with columns: NO. Name, Min, FG, 3P, FT, Rebounds, Fouls, TP, AS, TO, ST, Blocks, +/-, Shooting By Period (1st-4th FG, 3PT, FT, GM FG, FT)

Summary table: Biggest lead, Best Scoring Run, Lead Changes, Times Tied, Time with Lead

Summary table: Points from Turnovers, NOT FOR, Period by Period Scoring

3

TENNESSEE, 74
#15/14 NOTRE DAME, 63

Nov. 11, 2019
Purcell Pavilion (Notre Dame, Ind.)



Official Basketball Box Score - Final
Tennessee at Notre Dame
11/11/19 Purcell Pavilion at the Joyce Center, Notre Dame
2019-20 Women's Basketball

Game Time: 12:00 AM
Game Duration: 1:52
Attendance: 7,801

Officials: Dee Karntner, Karen Preato, Pulani Spurlock

Record: 3-0

Table with columns: NO. Name, Min, FG, 3P, FT, Rebounds, Fouls, TP, AS, TO, ST, Blocks, +/-, Shooting By Period (1st-4th FG, 3PT, FT, GM FG, FT)

Record: 2-1

Table with columns: NO. Name, Min, FG, 3P, FT, Rebounds, Fouls, TP, AS, TO, ST, Blocks, +/-, Shooting By Period (1st-4th FG, 3PT, FT, GM FG, FT)

Summary table: Biggest lead, Best Scoring Run, Lead Changes, Times Tied, Time with Lead

Summary table: Points from Turnovers, UT ND, Period by Period Scoring

2

LOYOLA MARYLAND, 60
#16/14 NOTRE DAME, 84

Nov. 8, 2019
Purcell Pavilion (Notre Dame, Ind.)



Official Basketball Box Score - Final
Loyola Maryland at Notre Dame
11/08/19 Purcell Pavilion at the Joyce Center, Notre Dame
2019-20 Women's Basketball

Game Time: 6:30 PM
Game Duration: 1:52
Attendance: 7,613

Officials: Billy Smith, Mark Berger, Linda Mies

Record: 0-1

Table with columns: NO. Name, Min, FG, 3P, FT, Rebounds, Fouls, TP, AS, TO, ST, Blocks, +/-, Shooting By Period (1st-4th FG, 3PT, FT, GM FG, FT)

Record: 2-0

Table with columns: NO. Name, Min, FG, 3P, FT, Rebounds, Fouls, TP, AS, TO, ST, Blocks, +/-, Shooting By Period (1st-4th FG, 3PT, FT, GM FG, FT)

Summary table: Biggest lead, Best Scoring Run, Lead Changes, Times Tied, Time with Lead

Summary table: Points from Turnovers, LOY ND, Period by Period Scoring

4

MICHIGAN STATE, 72
#16/14 NOTRE DAME, 69

Nov. 14, 2019
Purcell Pavilion (Notre Dame, Ind.)



Official Basketball Box Score - Final
Michigan St. at Notre Dame
11/15/19 Purcell Pavilion at the Joyce Center, Notre Dame
2019-20 Women's Basketball

Game Time: 1:00 AM
Game Duration: 2:09
Attendance: 7,556

Officials: Denise Brooks, Bruce Morris, Tara Cruse

Record: 3-0

Table with columns: NO. Name, Min, FG, 3P, FT, Rebounds, Fouls, TP, AS, TO, ST, Blocks, +/-, Shooting By Period (1st-4th FG, 3PT, FT, GM FG, FT)

Record: 2-2

Table with columns: NO. Name, Min, FG, 3P, FT, Rebounds, Fouls, TP, AS, TO, ST, Blocks, +/-, Shooting By Period (1st-4th FG, 3PT, FT, GM FG, FT)

Summary table: Biggest lead, Best Scoring Run, Lead Changes, Times Tied, Time with Lead

Summary table: Points from Turnovers, MSU ND, Period by Period Scoring

GAME 5 TOLEDO, 51 (RV/RV) NOTRE DAME, 54



Nov. 20, 2019 Purcell Pavilion (Notre Dame, Ind.) Game Time: 12:00 AM Game Duration: 1:44 Attendance: 7,269

Table with columns: NO, Name, Min, FG, 3P, FT, Rebounds, Fouls, TP, AS, TO, ST, Blocks, +/-

Table with columns: NO, Name, Min, FG, 3P, FT, Rebounds, Fouls, TP, AS, TO, ST, Blocks, +/-

Table with columns: Shooting By Period, 1st FG, 2nd FG, 3rd FG, 4th FG, GM FG, 3PT, FT, FT%

Table with columns: TOL, ND, Biggest lead, Best Scoring Run, Lead Changes, Times Tied, Time with Lead

GAME 7 FLORIDA GULF COAST, 69 (RV) NOTRE DAME, 60



Nov. 28, 2019 Hard Rock Hotel Riviera Maya (Cancun, Mexico) Game Time: 6:30 PM Game Duration: 1:44 Attendance: 235

Table with columns: NO, Name, Min, FG, 3P, FT, Rebounds, Fouls, TP, AS, TO, ST, Blocks, +/-

Table with columns: Shooting By Period, 1st FG, 2nd FG, 3rd FG, 4th FG, GM FG, 3PT, FT, FT%

Table with columns: NO, Name, Min, FG, 3P, FT, Rebounds, Fouls, TP, AS, TO, ST, Blocks, +/-

Table with columns: FGC, UND, Biggest lead, Best Scoring Run, Lead Changes, Times Tied, Time with Lead

GAME 6 (RV) NOTRE DAME, 76 #21/19 MICHIGAN, 72



Nov. 23, 2019 Purcell Pavilion (Ann Arbor, Mich.) Game Time: 6:00 PM Game Duration: 1:56 Attendance: 4,008

Table with columns: NO, Name, Min, FG, 3P, FT, Rebounds, Fouls, TP, AS, TO, ST, Blocks, +/-

Table with columns: Shooting By Period, 1st FG, 2nd FG, 3rd FG, 4th FG, GM FG, 3PT, FT, FT%

Table with columns: NO, Name, Min, FG, 3P, FT, Rebounds, Fouls, TP, AS, TO, ST, Blocks, +/-

Table with columns: Shooting By Period, 1st FG, 2nd FG, 3rd FG, 4th FG, GM FG, 3PT, FT, FT%

Table with columns: N-D, Mich, Biggest lead, Best Scoring Run, Lead Changes, Times Tied, Time with Lead

GAME 8 SOUTH DAKOTA STATE, 65 (RV) NOTRE DAME, 59



Nov. 29, 2019 Hard Rock Hotel Riviera Maya (Cancun, Mexico) Game Time: 4:00 PM Game Duration: 1:41 Attendance: 259

Table with columns: NO, Name, Min, FG, 3P, FT, Rebounds, Fouls, TP, AS, TO, ST, Blocks, +/-

Table with columns: Shooting By Period, 1st FG, 2nd FG, 3rd FG, 4th FG, GM FG, 3PT, FT, FT%

Table with columns: NO, Name, Min, FG, 3P, FT, Rebounds, Fouls, TP, AS, TO, ST, Blocks, +/-

Table with columns: Shooting By Period, 1st FG, 2nd FG, 3rd FG, 4th FG, GM FG, 3PT, FT, FT%

Table with columns: UND, SDS, Biggest lead, Best Scoring Run, Lead Changes, Times Tied, Time with Lead

Nov. 30, 2019
Hard Rock Hotel Riviera Maya (Cancun, Mexico)



Official Basketball Box Score - Final
South Fla. at Notre Dame
11:30:19 HRH Riviera Maya, Cancun
2019-20 Women's Basketball

Game Time: 4:00 PM
Game Duration: 1:41
Attendance: 174

Officials:

South Fla. - 51

Record: 5-4

Box score table for South Florida vs Notre Dame. Columns include NO., Name, Min, FG, 3P, FT, Rebounds, Fouls, TP, AS, TO, ST, Blocks, +/-.

Shooting By Period table for South Florida vs Notre Dame. Columns include 1st FG%, 3PT%, 2nd FG%, 3PT%, 3rd FG%, 3PT%, 4th FG%, 3PT%, GM FG%, 3PT%, FT%.

Technical Fouls:NONE

Dead Ball Rebounds: 1, 1

Notre Dame - 67

Record: 5-4

Box score table for Notre Dame vs South Florida. Columns include NO., Name, Min, FG, 3P, FT, Rebounds, Fouls, TP, AS, TO, ST, Blocks, +/-.

Shooting By Period table for Notre Dame vs South Florida. Columns include 1st FG%, 3PT%, 2nd FG%, 3PT%, 3rd FG%, 3PT%, 4th FG%, 3PT%, GM FG%, 3PT%, FT%.

Technical Fouls:NONE

Dead Ball Rebounds: 5, 0

Summary statistics table for South Florida vs Notre Dame. Columns include USF, UND, Points from Turnovers, Period by Period Scoring, Best Scoring Run, Lead Changes, Times Tied, Time with Lead.

Dec. 4, 2019
Purcell Pavilion (Notre Dame, Ind.)



Official Basketball Box Score - Final
Minnesota at Notre Dame
12:05:19 Purcell Pavilion at the Joyce Center, Notre Dame
2019-20 Women's Basketball

Game Time: 1:00 AM
Game Duration: 1:40
Attendance: 7,093

Officials: Maj Forsberg, Eric Brewton, Rod Crech

Minnesota - 75

Record: 6-1

Box score table for Minnesota vs Notre Dame. Columns include NO., Name, Min, FG, 3P, FT, Rebounds, Fouls, TP, AS, TO, ST, Blocks, +/-.

Shooting By Period table for Minnesota vs Notre Dame. Columns include 1st FG%, 3PT%, 2nd FG%, 3PT%, 3rd FG%, 3PT%, 4th FG%, 3PT%, GM FG%, 3PT%, FT%.

Technical Fouls:NONE

Dead Ball Rebounds: 1, 0

Notre Dame - 67

Record: 5-5

Box score table for Notre Dame vs Minnesota. Columns include NO., Name, Min, FG, 3P, FT, Rebounds, Fouls, TP, AS, TO, ST, Blocks, +/-.

Shooting By Period table for Notre Dame vs Minnesota. Columns include 1st FG%, 3PT%, 2nd FG%, 3PT%, 3rd FG%, 3PT%, 4th FG%, 3PT%, GM FG%, 3PT%, FT%.

Technical Fouls:NONE

Dead Ball Rebounds: 2, 0

Summary statistics table for Minnesota vs Notre Dame. Columns include MINN, ND, Points from Turnovers, Period by Period Scoring, Best Scoring Run, Lead Changes, Times Tied, Time with Lead.

Dec. 8, 2019
Gampel Pavilion (Storrs, Conn.)



Official Basketball Box Score - Final
Notre Dame at UConn
12:08:19 Harry A. Gampel Pavilion, Storrs, Conn.
2019-20 Women's Basketball

Game Time: 8:00 PM
Game Duration: 1:40
Attendance: 10,167

Officials: Joseph Vaszily, Karen Presto, Pulanji Spruck

Notre Dame - 57

Record: 5-6

Box score table for Notre Dame vs UConn. Columns include NO., Name, Min, FG, 3P, FT, Rebounds, Fouls, TP, AS, TO, ST, Blocks, +/-.

Shooting By Period table for Notre Dame vs UConn. Columns include 1st FG%, 3PT%, 2nd FG%, 3PT%, 3rd FG%, 3PT%, 4th FG%, 3PT%, GM FG%, 3PT%, FT%.

Technical Fouls:NONE

Dead Ball Rebounds: 3, 0

UConn - 81

Record: 8-0

Box score table for UConn vs Notre Dame. Columns include NO., Name, Min, FG, 3P, FT, Rebounds, Fouls, TP, AS, TO, ST, Blocks, +/-.

Shooting By Period table for UConn vs Notre Dame. Columns include 1st FG%, 3PT%, 2nd FG%, 3PT%, 3rd FG%, 3PT%, 4th FG%, 3PT%, GM FG%, 3PT%, FT%.

Technical Fouls:NONE

Dead Ball Rebounds: 4, 0

Summary statistics table for UConn vs Notre Dame. Columns include ND, UConn, Points from Turnovers, Period by Period Scoring, Best Scoring Run, Lead Changes, Times Tied, Time with Lead.

Dec. 11, 2019
Purcell Pavilion (Notre Dame, Ind.)



Official Basketball Box Score - Final
DePaul at Notre Dame
12:11:19 Purcell Pavilion at the Joyce Center, Notre Dame
2019-20 Women's Basketball

Game Time: 11:30 PM
Game Duration: 1:53
Attendance: 7,148

Officials: Dee Kantner, Denise Brooks, Thomas Danaher

DePaul - 105

Record: 9-1

Box score table for DePaul vs Notre Dame. Columns include NO., Name, Min, FG, 3P, FT, Rebounds, Fouls, TP, AS, TO, ST, Blocks, +/-.

Shooting By Period table for DePaul vs Notre Dame. Columns include 1st FG%, 3PT%, 2nd FG%, 3PT%, 3rd FG%, 3PT%, 4th FG%, 3PT%, GM FG%, 3PT%, FT%.

Technical Fouls:NONE

Dead Ball Rebounds: 1, 0

Notre Dame - 94

Record: 5-7

Box score table for Notre Dame vs DePaul. Columns include NO., Name, Min, FG, 3P, FT, Rebounds, Fouls, TP, AS, TO, ST, Blocks, +/-.

Shooting By Period table for Notre Dame vs DePaul. Columns include 1st FG%, 3PT%, 2nd FG%, 3PT%, 3rd FG%, 3PT%, 4th FG%, 3PT%, GM FG%, 3PT%, FT%.

Technical Fouls:NONE

Dead Ball Rebounds: 3, 0

Summary statistics table for DePaul vs Notre Dame. Columns include DEP, UND, Points from Turnovers, Period by Period Scoring, Best Scoring Run, Lead Changes, Times Tied, Time with Lead.

#9/8 NC STATE, 90
NOTRE DAME, 56

Jan. 12, 2020
Purcell Pavilion (Notre Dame, Ind.)



Official Basketball Box Score - Final

NC State at Notre Dame

01/12/20 Purcell Pavilion at the Joyce Center, Notre Dame
2019-20 Women's Basketball

Game Time: 9:00 PM
Game Duration: 1:43
Attendance: 7,861

Officials: Joseph Vaszily, Rod Creech, Fatou Gasoko-Stephens

Table with columns: NO., Name, Min, FG, 3P, FT, Rebounds, Fouls, TP, AS, TO, ST, Blocks, +/-

Table with columns: Shooting By Period, 1st FG%, 3PT%, FT%, 2nd FG%, 3PT%, FT%, 3rd FG%, 3PT%, FT%, 4th FG%, 3PT%, FT%, GM FG%, 3PT%, FT%

Technical Fouls:NONE

Dead Ball Rebounds: 2, 0

Table with columns: NO., Name, Min, FG, 3P, FT, Rebounds, Fouls, TP, AS, TO, ST, Blocks, +/-

Table with columns: Shooting By Period, 1st FG%, 3PT%, FT%, 2nd FG%, 3PT%, FT%, 3rd FG%, 3PT%, FT%, 4th FG%, 3PT%, FT%, GM FG%, 3PT%, FT%

Technical Fouls:NONE

Dead Ball Rebounds: 3, 0

Table with columns: Biggest lead, NCST, ND, Points from Turnovers, NCST, ND, Period by Period Scoring, 1st, 2nd, 3rd, 4th, TOT

NOTRE DAME, 47
DUKE, 57

Jan. 16, 2020
Cameron Indoor (Durham, N.C.)



Official Basketball Box Score - Final

Notre Dame at Duke

01/17/20 Cameron Indoor Stadium, Durham
2019-20 Women's Basketball

Game Time: 1:00 AM
Game Duration: 1:59
Attendance: 3,022

Officials: Eric Brewton, Mark Resch, Meadow Overstreet

Table with columns: NO., Name, Min, FG, 3P, FT, Rebounds, Fouls, TP, AS, TO, ST, Blocks, +/-

Table with columns: Shooting By Period, 1st FG%, 3PT%, FT%, 2nd FG%, 3PT%, FT%, 3rd FG%, 3PT%, FT%, 4th FG%, 3PT%, FT%, GM FG%, 3PT%, FT%

Technical Fouls:NONE

Dead Ball Rebounds: 2, 0

Table with columns: NO., Name, Min, FG, 3P, FT, Rebounds, Fouls, TP, AS, TO, ST, Blocks, +/-

Table with columns: Shooting By Period, 1st FG%, 3PT%, FT%, 2nd FG%, 3PT%, FT%, 3rd FG%, 3PT%, FT%, 4th FG%, 3PT%, FT%, GM FG%, 3PT%, FT%

Technical Fouls:NONE

Dead Ball Rebounds: 7, 0

Table with columns: Biggest lead, ND, DU, Points from Turnovers, ND, DU, Period by Period Scoring, 1st, 2nd, 3rd, 4th, TOT

MIAMI, 53
NOTRE DAME, 76

Jan. 19, 2020
Purcell Pavilion (Notre Dame, Ind.)



Official Basketball Box Score - Final

Miami (FL) at Notre Dame

01/19/20 Purcell Pavilion at the Joyce Center, Notre Dame
2019-20 Women's Basketball

Game Time: 6:00 PM
Game Duration: 1:39
Attendance: 6,059

Officials: Denise Brooks, Karen Presto, Katie Lukanich

Table with columns: NO., Name, Min, FG, 3P, FT, Rebounds, Fouls, TP, AS, TO, ST, Blocks, +/-

Table with columns: Shooting By Period, 1st FG%, 3PT%, FT%, 2nd FG%, 3PT%, FT%, 3rd FG%, 3PT%, FT%, 4th FG%, 3PT%, FT%, GM FG%, 3PT%, FT%

Technical Fouls:NONE

Dead Ball Rebounds: 0, 0

Table with columns: NO., Name, Min, FG, 3P, FT, Rebounds, Fouls, TP, AS, TO, ST, Blocks, +/-

Table with columns: Shooting By Period, 1st FG%, 3PT%, FT%, 2nd FG%, 3PT%, FT%, 3rd FG%, 3PT%, FT%, 4th FG%, 3PT%, FT%, GM FG%, 3PT%, FT%

Technical Fouls:NONE

Dead Ball Rebounds: 1, 0

Table with columns: Biggest lead, UM, ND, Points from Turnovers, UM, ND, Period by Period Scoring, 1st, 2nd, 3rd, 4th, TOT

NOTRE DAME, 60
VIRGINIA, 90

Jan. 26, 2020
John Paul Jones Arena (Charlottesville, Va.)



Official Basketball Box Score - Final

Notre Dame at Virginia

01/26/20 John Paul Jones Arena, Charlottesville, Va.
Virginia vs. Notre Dame

Game Time: 7:00 PM
Game Duration: 2:01
Attendance: 5,117

Officials: Mark Hordcastle, Jennifer Rozac, Bobby Ray

Table with columns: NO., Name, Min, FG, 3P, FT, Rebounds, Fouls, TP, AS, TO, ST, Blocks, +/-

Table with columns: Shooting By Period, 1st FG%, 3PT%, FT%, 2nd FG%, 3PT%, FT%, 3rd FG%, 3PT%, FT%, 4th FG%, 3PT%, FT%, GM FG%, 3PT%, FT%

Technical Fouls:NONE

Dead Ball Rebounds: 4, 0

Table with columns: NO., Name, Min, FG, 3P, FT, Rebounds, Fouls, TP, AS, TO, ST, Blocks, +/-

Table with columns: Shooting By Period, 1st FG%, 3PT%, FT%, 2nd FG%, 3PT%, FT%, 3rd FG%, 3PT%, FT%, 4th FG%, 3PT%, FT%, GM FG%, 3PT%, FT%

Technical Fouls:NONE

Dead Ball Rebounds: 4, 0

Table with columns: Biggest lead, ND, UVA, Points from Turnovers, ND, UVA, Period by Period Scoring, 1st, 2nd, 3rd, 4th, TOT

GAME 21 #5/4 LOUISVILLE, 86 NOTRE DAME, 54 Jan. 30, 2020 Purcell Pavilion (Notre Dame, Ind.)

Official Basketball Box Score - Final Louisville at Notre Dame 01/31/20 Purcell Pavilion at the Joyce Center, Notre Dame 2019-20 Women's Basketball

Box score for Game 21: Louisville vs Notre Dame. Includes player stats for 21 players and team totals.

Box score for Game 22: Notre Dame vs Georgia Tech. Includes player stats for 22 players and team totals.

Statistical summary for Game 21: LOU vs ND. Includes points from turnovers, lead changes, and time with lead.

GAME 22 NOTRE DAME, 59 GEORGIA TECH, 51 Feb. 2, 2020 McCamish Pavilion (Atlanta, Ga.)

Official Basketball Box Score - Final Notre Dame at Georgia Tech 02/02/20 McCamish Pavilion, Atlanta Georgia Tech vs. Notre Dame

Box score for Game 22: Notre Dame vs Georgia Tech. Includes player stats for 22 players and team totals.

Box score for Game 23: Notre Dame vs Wake Forest. Includes player stats for 23 players and team totals.

Statistical summary for Game 22: ND vs GT. Includes points from turnovers, lead changes, and time with lead.

GAME 23 NOTRE DAME, 75 WAKE FOREST, 71 Feb. 6, 2020 LJM Coliseum (Winston-Salem, N.C.)

Official Basketball Box Score - Final Notre Dame at Wake Forest 02/07/20 LJM Coliseum, Winston-Salem 2019-20 Women's Basketball

Box score for Game 23: Notre Dame vs Wake Forest. Includes player stats for 23 players and team totals.

Statistical summary for Game 23: ND vs WF. Includes points from turnovers, lead changes, and time with lead.

GAME 24 PITTSBURGH, 52 NOTRE DAME, 74 Feb. 9, 2020 Purcell Pavilion (Notre Dame, Ind.)

Official Basketball Box Score - Final Pittsburgh at Notre Dame 02/09/20 Purcell Pavilion at the Joyce Center, Notre Dame 2019-20 Women's Basketball

Box score for Game 24: Pittsburgh vs Notre Dame. Includes player stats for 24 players and team totals.

Statistical summary for Game 24: Pitt vs ND. Includes points from turnovers, lead changes, and time with lead.



**2019-20 Notre Dame Women's Basketball
Combined Team Statistics
All games**

Page 1/1
as of Feb 16, 2020

Game Records

Record	Overall	Home	Away	Neutral
ALL GAMES	10-16	4-8	5-6	1-2
CONFERENCE	5-9	2-4	3-5	0-0
NON-CONFERENCE	5-7	2-4	2-1	1-2

Score by Periods

Team	1st	2nd	3rd	4th	OT	TOT
Notre Dame	365	399	446	445	3	1658
Opponents	432	448	473	416	14	1783

Team Box Score

No.	Player	Total			3-Point		F-Throw		Rebounds				Other				PTS	AVG				
		GP-GS	MIN	AVG	FG-FGA	FG%	3FG-FGA	3FG%	FT-FTA	FT%	OFF	DEF	TOT	AVG	PF	DQ			A	TO	BLK	STL
24	WALKER, Destinee	26-25	911:37	35.1	123-327	.376	35-129	.271	96-125	.768	33	77	110	4.2	61	2	40	52	4	35	377	14.5
10	GILBERT, Katlyn	26-25	885:36	34.1	140-367	.381	9-41	.220	63-95	.663	22	93	115	4.4	52	1	66	90	11	51	352	13.5
33	BRUNELLE, Sam	26-26	868:20	33.4	129-335	.385	38-141	.270	43-59	.729	34	120	154	5.9	59	1	39	79	26	20	339	13.0
21	PEOPLES, Anaya	17-10	537:43	31.6	86-188	.457	2-16	.125	41-83	.494	45	92	137	8.1	44	1	28	32	18	33	215	12.6
30	VAUGHN, Mikayla	15-15	394:23	26.3	70-119	.588	0-0	.000	21-28	.750	45	61	106	7.1	46	1	31	30	19	18	161	10.7
13	SNIEZEK, Marta	25-25	896:48	35.9	36-90	.400	2-13	.154	39-52	.750	6	84	90	3.6	76	2	131	108	3	46	113	4.5
22	COSGROVE, Danielle	26-4	349:56	13.5	22-94	.234	8-35	.229	13-19	.684	17	39	56	2.2	41	1	18	31	11	9	65	2.5
1	BAER, Kristin	1-0	01:35	1.6	1-2	.500	0-0	.000	0-0	.000	1	1	2	2.0	0	0	0	0	0	0	2	2.0
2	COLE, Kaitlin	26-0	330:02	12.7	13-39	.333	0-4	.000	2-8	.250	22	26	48	1.8	41	0	13	16	3	12	28	1.1
20	BENZ, Nicole	13-0	22:58	1.8	2-5	.400	2-4	.500	0-0	.000	0	4	4	0.3	4	0	0	2	0	1	6	0.5
3	MURDOCK, Margaret	7-0	08:41	1.2	0-2	.000	0-2	.000	0-0	.000	0	0	0	0.0	0	0	2	1	0	0	0	0.0
40	KEYES, Kathleen	7-0	08:41	1.2	0-1	.000	0-0	.000	0-0	.000	0	1	1	0.1	0	0	0	2	0	0	0	0.0
5	MURDOCK, Catherine	7-0	08:41	1.2	0-3	.000	0-1	.000	0-0	.000	3	1	4	0.6	1	0	1	4	1	0	0	0.0
Team											72	72	144					24				
Total		26	5225		622-1572	.396	96-386	.249	318-469	.678	300	671	971	37.3	425	9	369	471	96	225	1658	63.8
Opponents		26	5225		667-1721	.388	175-621	.282	274-417	.657	431	712	1143	44.0	460	3	404	476	127	230	1783	68.6

Team Statistics

	ND	OPP
Scoring	1658	1783
Points per game	63.8	68.6
Scoring margin	-4.8	-
Field goals-att	622-1572	667-1721
Field goal pct	.396	.388
3 point fg-att	96-386	175-621
3-point FG pct	.249	.282
3-pt FG made per game	3.7	6.7
Free throws-att	318-469	274-417
Free throw pct	.678	.657
F-Throws made per game	12.2	10.5
Rebounds	971	1143
Rebounds per game	37.3	44.0
Rebounding margin	-6.6	-
Assists	369	404
Assists per game	14.2	15.5
Turnovers	471	476
Turnovers per game	18.1	18.3
Turnover margin	+0.2	-
Assist/turnover ratio	0.8	0.8
Steals	225	230
Steals per game	8.7	8.8
Blocks	96	127
Blocks per game	3.7	4.9
Winning streak	0	-
Home win streak	1	-
Attendance	92091	47101
Home games-Avg/Game	12-7674	11-4282
Neutral site-Avg/Game	-	3-223

Team Results

Date	Opponent		Score	Att.
11/05/2019	at Fordham	W	60-55	3200
11/08/2019	Loyola Maryland	W	84-60	7613
11/11/2019	Tennessee	L	63-74	7801
11/14/2019	Michigan St.	L	69-72	7556
11/20/2019	Toledo	W	54-51	7269
11/23/2019	at Michigan	W	76-72	4008
11/28/2019	vs FGCU	L	60-69	235
11/29/2019	vs South Dakota St.	L	59-65	259
11/30/2019	vs South Fla.	W	67-51	174
12/04/2019	Minnesota	L	67-75	7093
12/08/2019	at UConn	L	57-81	10167
12/11/2019	DePaul	L	94-105	7148
12/29/2019	Clemson	L	55-71	8569
01/02/2020	at Pittsburgh	W	60-52	1368
01/05/2020	at Syracuse	Lot	63-74	4306
01/09/2020	Boston College	L	65-75	7487
01/12/2020	NC State	L	56-90	7861
01/16/2020	at Duke	L	47-50	3022
01/19/2020	Miami (FL)	W	76-53	8059
01/26/2020	at Virginia	L	60-90	5117
01/30/2020	Louisville	L	54-86	7719
02/02/2020	at Georgia Tech	W	59-51	1749
02/06/2020	at Wake Forest	W	75-71	760
02/09/2020	Pittsburgh	W	74-52	7916
02/13/2020	at Boston College	L	55-56	1318
02/16/2020	at Louisville	L	49-82	12086



**2019-20 Notre Dame Women's Basketball
Combined Team Statistics
In Conference games**

Page 1/1
as of Feb 16, 2020

Game Records

Record	Overall	Home	Away	Neutral
ALL GAMES	5-9	2-4	3-5	0-0
CONFERENCE	5-9	2-4	3-5	0-0
NON-CONFERENCE	0-0	0-0	0-0	0-0

Score by Periods

Team	1st	2nd	3rd	4th	OT	TOT
Notre Dame	192	207	217	229	3	848
Opponents	221	244	252	222	14	953

Team Box Score

No.	Player	GP-GS		MIN	AVG	Total		3-Point		F-Throw		Rebounds				PF	DQ	A	TO	BLK	STL	PTS	AVG
		GP	GS			FG-FGA	FG%	3FG-FGA	3FG%	FT-FTA	FT%	OFF	DEF	TOT	AVG								
24	WALKER, Destinee	14	13	487:45	34.8	69-193	.358	23-79	.291	59-73	.808	21	42	63	4.5	32	1	27	30	3	18	220	15.7
10	GILBERT, Katlyn	14	14	478:54	34.2	68-209	.325	3-22	.136	33-46	.717	8	43	51	3.6	29	1	48	47	4	27	172	12.3
33	BRUNELLE, Sam	14	14	471:24	33.7	62-176	.352	25-79	.316	16-21	.762	20	55	75	5.4	27	0	18	48	12	13	165	11.8
30	VAUGHN, Mikayla	14	14	374:05	26.7	67-113	.593	0-0	.000	19-25	.760	43	54	97	6.9	46	1	27	27	19	17	153	10.9
21	PEOPLES, Anaya	5	2	147:15	29.5	14-46	.304	0-4	.000	13-25	.520	16	22	38	7.6	11	0	4	15	6	12	41	8.2
13	SNIEZEK, Marta	13	13	459:09	35.3	17-49	.347	0-6	.000	17-25	.680	4	41	45	3.5	34	0	61	53	1	23	51	3.9
1	BAER, Kristin	1	0	01:35	1.6	1-2	.500	0-0	.000	0-0	.000	1	1	2	2.0	0	0	0	0	0	0	2	2.0
22	COSGROVE, Danielle	14	0	157:00	11.2	8-43	.186	4-20	.200	2-2	1.000	5	18	23	1.6	25	0	7	13	4	5	22	1.6
2	COLE, Kaitlin	14	0	209:51	15.0	8-27	.296	0-2	.000	0-2	.000	12	19	31	2.2	26	0	9	9	2	6	16	1.1
20	BENZ, Nicole	8	0	16:24	2.1	2-4	.500	2-3	.667	0-0	.000	0	4	4	0.5	3	0	0	2	0	1	6	0.8
3	MURDOCK, Margaret	6	0	07:12	1.2	0-1	.000	0-1	.000	0-0	.000	0	0	0	0.0	0	0	2	1	0	0	0	0.0
40	KEYES, Kathleen	6	0	07:12	1.2	0-1	.000	0-0	.000	0-0	.000	0	1	1	0.2	0	0	0	1	0	0	0	0.0
5	MURDOCK, Catherine	6	0	07:12	1.2	0-3	.000	0-1	.000	0-0	.000	3	1	4	0.7	1	0	1	3	1	0	0	0.0
Team												48	58	106					13				
Total		14		2825		316-867	.364	57-217	.263	159-219	.726	181	359	540	38.6	234	3	204	262	52	122	848	60.6
Opponents		14		2825		354-907	.390	76-290	.262	169-248	.681	222	395	617	44.1	229	1	216	255	71	124	953	68.1

Team Statistics

	ND	OPP
Scoring	848	953
Points per game	60.6	68.1
Scoring margin	-7.5	-
Field goals-att	316-867	354-907
Field goal pct	.364	.390
3 point fg-att	57-217	76-290
3-point FG pct	.263	.262
3-pt FG made per game	4.1	5.4
Free throws-att	159-219	169-248
Free throw pct	.726	.681
F-Throws made per game	11.4	12.1
Rebounds	540	617
Rebounds per game	38.6	44.1
Rebounding margin	-5.5	-
Assists	204	216
Assists per game	14.6	15.4
Turnovers	262	255
Turnovers per game	18.7	18.2
Turnover margin	-0.5	-
Assist/turnover ratio	0.8	0.8
Steals	122	124
Steals per game	8.7	8.9
Blocks	52	71
Blocks per game	3.7	5.1
Winning streak	0	-
Home win streak	1	-
Attendance	47611	29726
Home games-Avg/Game	6-7935	8-3716
Neutral site-Avg/Game	-	0-0

Team Results

Date	Opponent		Score	Att.
12/29/2019	Clemson	L	55-71	8569
01/02/2020	at Pittsburgh	W	60-52	1368
01/05/2020	at Syracuse	Lot	63-74	4306
01/09/2020	Boston College	L	65-75	7487
01/12/2020	NC State	L	56-90	7861
01/16/2020	at Duke	L	47-50	3022
01/19/2020	Miami (FL)	W	76-53	8059
01/26/2020	at Virginia	L	60-90	5117
01/30/2020	Louisville	L	54-86	7719
02/02/2020	at Georgia Tech	W	59-51	1749
02/06/2020	at Wake Forest	W	75-71	760
02/09/2020	Pittsburgh	W	74-52	7916
02/13/2020	at Boston College	L	55-56	1318
02/16/2020	at Louisville	L	49-82	12086

TV/RADIO ROSTER



#1 Kristin Baer
Gr. // F // 6-2
San Jose, Calif.
St. Francis



#2 Katie Cole
Sr. // G // 5-10
Toledo, Ohio
Sylvania Northview



#3 Maggie Murdock
So. // G // 5-8
Glencoe, Ill.
New Trier



#5 Cate Murdock
So. // G // 5-8
Glencoe, Ill.
New Trier



#10 Katlyn Gilbert
So. // G // 5-10
Indianapolis, Ind.
Heritage Christian




#12 Abby Prohaska
So. // G // 5-10
Libert Township, Ohio
Lakota West



#13 Marta Sniezek
Gr. // G // 5-8
McLean, Va.
Stanford



#20 Nicole Benz
Jr. // G // 5-8
Valencia, Calif.
William S. Hart



#21 Anaya Peoples
Fr. // G // 5-10
Danville, Ill.
Schlarman



#22 Danielle Cosgrove
So. // F // 6-4
Holbrook, N.Y.
Sachem East



#24 Destinee Walker
Gr. // G // 5-10
Orlando, Fla.
North Carolina



#30 Mikky Vaughn
Jr. // C // 6-3
Philadelphia, Penn.
Paul VI/Friends' Central



#33 Sam Brunelle
Fr. // F // 6-2
Ruckersville, Va.
William Monroe



#40 Katie Keyes
Fr. // 5-11 // F
Ridgewood, N.J.
Ridgewood



Muffet McGraw
Karen & Kevin Keyes Head Coach
33rd Season at Notre Dame
38th Overall as Head Coach



Carol Owens
Associate Head Coach
11th Season as Associate
20th Season at Notre Dame



Beth Cunningham
Associate Head Coach
8th Season



Michaela Mabrey
Assistant Coach
1st Season