



NOTRE DAME

WOMEN'S BASKETBALL

FIGHTING IRISH MEDIA

Primary Women's Basketball Contact

Josh Bates @Josh13Bates	jbbates2@nd.edu 574-310-9954
-----------------------------------	---------------------------------

GAME 28

SYRACUSE (15-11, 9-6)

2019-20 RESULTS (10-17, 5-10)

Date	Opponent	TV	Time/Result
N5	at Fordham	ESPN+	W, 60-55
N8	Loyola Maryland	ACCNX	W, 84-60
N11	(RV/RV) Tennessee	ESPN2	L, 74-63
N14	#16/21 Michigan State	ACCN	L, 72-69
N20	Toledo	ACCNX	W, 54-51
N23	at #21/19 Michigan	BTN+	W, 76-72
N28	FGCU +	Flo Stream	L, 69-60
N29	South Dakota State +	Flo Stream	L, 65-59
N30	#21/20 USF +	Flo Stream	W, 67-51
D4	(RV/RV) Minnesota ^	ACCN	L, 75-67
D8	at #4/4 UConn &	ESPN	L, 81-57
D11	#16/15 DePaul	ACCN	L, 105-94
D29	Clemson *	RSN	L, 71-55
J2	at Pittsburgh *	ACCNX	W, 60-52
J5	at Syracuse *	ACCN	L, 74-63 (OT)
J9	Boston College *	ACCNX	L, 75-65
J12	#9/8 NC State *	ACCN	L, 90-56
J16	at Duke *	ACCN	L, 50-47
J19	Miami *	ACCN	W, 76-53
J26	at Virginia *	ACCNX	L, 90-60
J30	#5/4 Louisville *	ESPNNews	L, 86-54
F2	at Georgia Tech *	ACCN	W, 59-51
F6	at Wake Forest *	ACCNX	W, 75-71
F9	Pittsburgh *	ACCN	W, 74-52
F13	at Boston College *	ACCNX	L, 56-55
F16	at #9/9 Louisville *	ACCN	L, 82-49
F20	Virginia Tech *	RSN	L, 68-62
F23	Syracuse *	ACCN	12 pm
F27	North Carolina *	ACCNX	7 pm
M1	at Florida State *	ESPN2/ACCN	2 pm
M4-8	ACC Championships		
M20-23	NCAA 1st & 2nd Rounds		
M27-30	NCAA Regional Round		
A3-5	NCAA Final Four		

@ - Exhibition

+ - Cancun Challenge

^ - ACC/Big Ten Challenge

& - Jimmy V Classic | Hartford, Connecticut

* - Atlantic Coast Conference game

- ACC Tournament (Greensboro, N.C.)

! - NCAA Championship

GAME INFO

	Sunday, Feb. 23 Noon ET	Notre Dame, Ind. Purcell Pavilion (9,149)
	ACC Network	Brett Dolan, Monica McNutt
	Pulse FM 96.9 / 92.1 / 103.1	Bob Nagle, Karen Keyes
	Follow the live stats on UND.com	
	@NDWBB #GoIrish	

THE SERIES

vs Syracuse	ND leads, 34-3	Last: Syracuse won, 74-63 in OT, on 1/5/20	Streak: L1
at Home	ND leads, 16-0	Last: ND won, 87-72, on 12/28/17	Streak: W16

THE COACHES

	Head Coach	At School	Overall
ND	Muffet McGraw	845-251 (33rd year)	933-292 (38th year)
Syracuse	Quentin Hillsman	303-156 (14th year)	Same

BY THE NUMBERS

10,230	The record breaking career amount of points lost with last year's starting five
3,259	Points lost from players last season (includes transfers and Prohaska) - equates to 94.4 percent of the offense
1,009	All-time Notre Dame program wins
933	Coach McGraw Career Wins
845	Coach McGraw wins at Notre Dame
234	Consecutive weeks ranked in the AP Poll before ND dropped out in week two (dated back to 2007-08 season) - ranked as the 3rd best active streak behind UConn and Baylor
91-5	Notre Dame's record in ACC play before this season. Now 96-15
67	NCAA Tournament wins - 4th most in Division I
58	Straight conference wins at home (dating back to 2012) before the ACC season-opening loss to Clemson
31	Points scored by Brunelle vs. DePaul on Dec. 11 - ties most by a freshman in ND history
27	Total conference championships
30	Charges taken by Marta Sniezek
24	straight NCAA Championship appearances - fourth longest active streak & fifth longest all-time
22	Different All-Americans
13.3	Gilbert's and Brunelle's scoring average, which leads all freshmen in the ACC
11	30-win seasons in program history
9	Final Four appearances - ranks as fifth most
8	Regular season league championships in a row (2 Big East / 6 ACC) // 8 20-point games for Walker
7	NCAA Title game appearances - 1 of 4 schools to do so (Tennessee, UConn and La Tech) // Brunelle became the first freshman to start her Irish career with seven double-digit scoring efforts
3	National ranking for Notre Dame's 2020 recruiting class - the highest in Coach McGraw's tenure
2	National Titles - Notre Dame is the seventh program with multiple national championships
1	Naismith Hall of Fame Coach

NOTRE DAME ROSTER

No.	Name	Position	Height	Year	Hometown	Previous School
1	Kristin Baer	F	6-2	Gr.	San Jose, Calif.	St. Francis
2	Kaitlin Cole	G	5-10	Sr.	Toledo, Ohio	Sylvania Northview
3	Maggie Murdock	G	5-8	So.	Glencoe, Ill.	New Trier
5	Cate Murdock	G	5-8	So.	Glencoe, Ill.	New Trier
10	Katlyn Gilbert	G	5-10	So.	Indianapolis, Ind.	Heritage Christian
12	Abby Prohaska	G	5-10	So.	Liberty Township, Ohio	Lakota West
13	Marta Sniezek	G	5-8	Gs.	McLean, Va.	Stanford
20	Nicole Benz	G	5-8	Jr.	Valencia, Calif.	William S. Hart
21	Anaya Peoples	G	5-10	Fr.	Danville, Ill.	Schlarman
22	Danielle Cosgrove	F	6-4	So.	Holbrook, N.Y.	Sachem East
24	Destinee Walker	G	5-10	Gr.	Orlando, Fla.	North Carolina
30	Mikayla Vaughn	C	6-3	Jr.	Philadelphia, Penn.	Paul VI/Friends' Central
33	Sam Brunelle	F	6-2	Fr.	Ruckersville, Va.	William Monroe
40	Katie Keyes	F	5-11	Fr.	Ridgewood, N.J.	Ridgewood

Karen & Kevin Keyes Women's Basketball Head Coach	Muffet McGraw	Saint Joseph's '77	33rd Season / 38th Overall
Associate Head Coach	Carol Owens	Northern Illinois '90	19th Season
Associate Head Coach	Beth Cunningham	Notre Dame '97	8th Season
Assistant Coach	Michaela Mabrey	Notre Dame '16	1st Season
Director of Operations	Angie Potthoff	Penn State '97	1st Season
Video Coordinator	James Spinelli	Temple '14	2nd Season
Sport Administrator	Katie Capps	Western Kentucky '02	5th Season

AT THE HELM

Karen and Kevin Keyes head coach Muffet McGraw completed her 32nd season at the helm of the Irish (845-251) and 37th year overall as a head coach (933-292). With 933 career wins, McGraw ranks seventh all-time among Division I coaches. McGraw also ranks fifth among active coaches, trailing Tara VanDerveer, Geno Auriemma, Barbara Stevens and Vivian Stringer.

McGraw is also just one of five coaches (men's or women's basketball) in NCAA Division I history with over 900 wins, nine Final Fours and multiple national championships. The prestigious list includes Pat Summitt, Geno Auriemma, Tara VanDerveer and Duke men's coach Mike Krzyzewski.

In September of 2017, McGraw was enshrined into the Naismith Memorial Basketball Hall of Fame, becoming the 32nd woman ever to do so and 13th female coach.

Coach McGraw boasts nine Final Fours (third behind Auriemma and Summitt), seven NCAA title game appearances and the third most NCAA Tournament wins with 67. Coach McGraw is also the sixth different coach with multiple NCAA titles, joining Auriemma, Summitt, Linda Sharp, Tara VanDerveer and Kim Mulkey.

Finally, against the very school in which she began her head coaching career, Coach McGraw joined the 900-win club when the Irish defeated Lehigh on Dec. 30, 2018.

McGraw became the fourth fastest Division I coach to reach the 900 win milestone, doing so in 1,172 games:

Geno Auriemma	1,034 games
Pat Summitt	1,072 games
Tara VanDerveer	1,104 games

NCAA HISTORY

Notre Dame wrapped its 26th NCAA Championship appearance and 24th in a row. Their 24 straight appearances are the fourth longest active streak in the country and fifth best all-time.

Most Consecutive NCAA Berths

No.	School	Streak	Years
1.	Tennessee	38	1982-2019*
2.	Stanford	32	1988-2019*
3.	UConn	31	1989-2019*
4.	Louisiana Tech	25	1982-2011
5.	Notre Dame	24	1996-2019*

* denotes active streak

The Irish are 67-24 all-time in the NCAA Tournament, as their 67 wins rank fourth all-time.

Notre Dame joins Louisiana Tech, USC and Stanford with two NCAA titles behind UConn (11), Tennessee (8) and Baylor (3).

Notre Dame is one of three schools (Tennessee & UConn) to reach seven NCAA Title games. Their nine Final Four appearances are the fifth-most of any school behind Tennessee (18), UConn (18), Stanford (13) and La Tech

PRONUNCIATION

Katlyn Gilbert	Kate-lyn
Anaya Peoples	Uh-nay-uh
Abby Prohaska	Pro-hask-kuh
Marta Sniezek	Sneeze-ick

TEAM INFORMATION

Conference	Atlantic Coast
Home Arena (Capacity)	Purcell Pavilion (9,149)
Starters Returning/Lost	0/5
Total Returning/Lost	6/8
Newcomers	4
First Season	1977-78
Full Seasons	41
All-Time Record	1,009-350 (.742)
NCAA Appearances/Record	26 / 67-24 (.736)
First/Last NCAA Appearance	1992 / 2018
ACC Member	2013-14 - present
ACC Regular Season	96-15 (.865)
ACC Tournament	17-1 (.933)
ACC Tournament Championships	4 (2014-17)

NATIONAL RANKINGS

2019-20 AP TOP 25
(Week 16)

1. South Carolina
2. Baylor
3. Oregon
4. Stanford
5. Louisville
6. UConn
7. Maryland
8. UCLA
9. Mississippi St
10. NC State
11. Arizona
12. DePaul
13. Gonzaga
14. Kentucky
15. Oregon St
16. Texas A&M
17. Florida St
18. Northwestern
19. Iowa
20. South Dakota
21. Arizona St
22. Arkansas
23. Missouri St
24. Indiana
25. Princeton

Receiving Votes:

TCU 30, Florida Gulf Coast 15, LSU 6, Tennessee 5, Central Michigan 3, Stony Brook 3, Fresno State 2

2019-20 USA TODAY COACHES
(Week 16)

1. South Carolina
2. Baylor
3. Oregon
4. NC State
5. Mississippi St
6. UConn
7. Stanford
8. UCLA
9. Louisville
10. Maryland
11. Oregon St
12. Arizona
13. DePaul
14. Florida St
15. Gonzaga
16. South Dakota
17. Missouri St
18. Texas A&M
19. Kentucky
20. Iowa
21. Northwestern
22. FGCU
23. Indiana
24. Arizona St
25. Princeton

Receiving Votes:

Arkansas 73, Tennessee 36, TCU 19, LSU 10, Stony Brook 7, Central Michigan 4, Troy 2, Fresno State 1

NOTRE DAME ACC STATS

Team Stats	ACC Only (Rk)	All Games (Rk)
Scoring Offense	60.7 (10)	63.7 (10)
Scoring Defense	68.1 (13)	68.6 (14)
Scoring Margin	-7.4 (12)	-4.9 (13)
FT Percentage	.727 (6)	.680 (11)
FG Percentage	.363 (13)	.394 (11)
FG Pct. Defense	.392 (7)	.389 (10)
3-FG Percentage	.271 (12)	.254 (15)
3-FG Pct. Defense	.258 (1)	.279 (3)
Rebounding Offense	38.5 (6)	37.3 (14)
Rebounding Defense	44.0 (14)	43.9 (15)
Rebounding Margin	-5.5 (14)	-6.6 (15)
Blocked Shots	3.6 (9)	3.6 (9)
Assists	14.6 (2)	14.2 (6)
Steals	8.9 (3)	8.8 (3)
Turnover Margin	-0.4 (8)	+0.2 (5)
Assist/TO Ratio	0.8 (9)	0.8 (10)
Offensive Rebounds	12.9 (5)	11.6 (14)
Defensive Rebounds	25.5 (7)	25.7 (10)
3-FG Made	4.3 (13)	3.8 (15)

INDIVIDUAL ACC STATS

Individual Leaders	Stat	ACC (Rk)	All (Rk)
Katlyn Gilbert	Assists	3.5 (14)	
	Steals	2.0 (4)	2.0 (4)
Destinee Walker	Scoring	15.9 (8)	14.7 (11)
	FT%	.805 (7)	.767 (8)
	Minutes		35.2 (6)
Sam Brunelle	3PT FG	2.1 (9)	
	FG%		.392 (15)
	3PT FG%	.348 (5)	
Marta Sniezek	Assists	4.9 (4)	5.4 (2)
	Steals	1.9 (8)	1.9 (6)
	A/TO Ratio	1.2 (13)	1.2 (14)
	Minutes	35.6 (13)	36.0 (4)
Mikki Vaughn	Blocks	1.3 (10)	
	O-Reb	3.1 (5)	
	Rebounds	6.9 (15)	
*Time of Injury			
Anaya Peoples	Rebounds	7.6 (8)	8.1 (11)
	FG%		.457 (7)
	Steals	2.4 (6)	1.9 (5)
	O-Reb	3.2 (5)	2.7 (11)
D-Reb		5.4 (13)	

(10).

The Irish have reached 10 Elite Eights. In fact, Notre Dame and UConn are the only teams to reach the Elite Eight eight times in the last nine years. Yet, the Irish have been more successful than any other regularly-appearing school at that stage, as their .900 winning percentage (9-1) is the best of any program to play in at least five Elite Eights.

Best Elite Fight Winning % (Min. Five App.)

No.	School	Record	Pct.
1.	Notre Dame	9-1	.900
2.	UConn	20-5	.800
3.	Stanford	13-7	.650
4.	Tennessee	18-10	.643

Finally, Notre Dame has advanced to 17 Sweet 16s. The Irish are one of four schools to make the last 10 straight Sweet 16s, joining UConn, Stanford and Baylor.

HISTORY WITH SYRACUSE

Notre Dame leads the overall series 34-3 against Syracuse, with an unblemished 16-0 mark at home.

Back on Jan. 5, Syracuse broke a 21-game Irish win streak in the series in a 74-63 overtime win. Notre Dame boasted a 10-point lead over Syracuse in the fourth quarter, but the Orange stormed back to tie the game with a three with six seconds remaining.

Walker, Vaughn and Brunelle combined for 53 points, with Walker leading the way with 25 points. Vaughn earned her first double-double with 16 points and 11 boards. Brunelle tallied 12 points and seven rebounds.

ANNUAL PINK ZONE GAME SUNDAY

Notre Dame's Pink Zone initiative has made a tremendous impact on our local community over the last ten years by providing funds for education, screenings, support and research for breast cancer.

Once again this year, fans bid on player warmup shirts and the coaches polos, with the winners placing their loved one's name on the back. Both the shooting shirts and polos will be worn for Sunday's game.

At halftime, we will welcome all cancer survivors to join us on the court for a special recognition. This year we will have a speed painter presentation.

ACC FRESHMEN OF THE YEAR CANDIDACY

Notre Dame can certainly make its point in having an ACC Rookie of the Year candidate. Anaya Peoples was arguably the early favorite. At the time of her injury she led all ACC freshmen in rebounds (8.1), shooting percentage (.457) and steals (1.9), and ranked second in points (12.6). Now, look no further than Sam Brunelle or Katlyn Gilbert.

Brunelle and Gilbert lead all ACC freshmen in scoring,

ACC

Team	ACC Record	Overall Record
Louisville	13-2	24-3
NC State	12-3	23-3
Florida State	10-5	21-5
Duke	10-5	16-10
Virginia Tech	10-5	20-6
Boston College	9-6	16-10
Syracuse	9-6	15-11
Georgia Tech	8-8	17-10
North Carolina	7-8	16-10
Virginia	6-9	11-15
Wake Forest	6-10	13-14
Miami	5-10	13-13
Notre Dame	5-10	10-17
Clemson	3-13	7-20
Pitt	1-14	4-22

ACC PLAYERS OF THE WEEK

Nov. 11	Jocelyn Willoughby, Virginia
Nov. 18	Nausia Woolfolk, Florida State
Nov. 26	Haley Gorecki, DU / Beatrice Mompremier, UM
Dec. 2	Dana Evans, Louisville
Dec. 9	Kiah Gillespie, Florida State
Dec. 16	Elissa Cunane, NC State
Dec. 23	Kiah Gillespie, FSU / Beatrice Mompremier, UM
Dec. 30	Kendall Spray, Clemson
Jan. 6	Elissa Cunane, NC State
Jan. 13	Jocelyn Willoughby, Virginia
Jan. 20	Dana Evans, Louisville
Jan. 27	Leaonna Odom, Duke
Feb. 3	Emma Guy, BC / Janelle Bailey, UNC
Feb. 10	Kiah Gillespie, Florida State
Feb. 17	Taylor Soule, Boston College

ACC ROOKIES OF THE WEEK

Nov. 11	Elizabeth Kitley, Virginia Tech
Nov. 18	Malu Tshitenge, North Carolina
Nov. 26	Kylie Kornegay-Lucas, Virginia
Dec. 2	Anaya Peoples, Notre Dame
Dec. 9	Amber Brown, Pitt
Dec. 16	Sam Brunelle, Notre Dame
Dec. 23	River Baldwin, Florida State
Dec. 30	River Baldwin, Florida State
Jan. 6	Amber Brown, Pitt
Jan. 13	Shemera Williams, Virginia
Jan. 20	Amari Robinson, Clemson
Jan. 27	Shemera Williams, Virginia
Feb. 3	Dayshnette Harris, Pitt
Feb. 10	Katlyn Gilbert, Notre Dame
Feb. 17	Elizabeth Kitley, Virginia Tech

NCAA NATIONAL RANKINGS

Statistic	Nat'l Rank	Conf Rank	Value	National Leader	Value
Free Throw Attempts	72	2	481	Western Ill.	657
Free Throws Made	85	5	327	Troy	443
Turnovers Forced	77	2	18.3	Alcorn	27.1
3PT FG Defense	34	3	.279	Old Dominion	.236
Statistic	Player	Nat'l Rank	Value	National Leader	Value
Assists/Game	Marta Sniezek	22	5.4	Sabrina Ionescu, Oregon	8.7
FG Attempts	Katlyn Gilbert	41	383	Vivian Gray, Oklahoma St	468
FT Made	Destinee Walker	63	99	Keni Jo Lippe, Oral Roberts	167
Minutes/Game	Marta Sniezek	51	36.0	Rose Caverly, Vermont	39.4

each averaging 13.3 ppg. In fact, the Irish would have boasted the top three scoring spots for freshmen when you add in Peoples' 12.6 ppg. The next highest is Virginia Tech's Elizabeth Kitley at 11.9.

Brunelle leads all ACC freshmen in the Points + Assists + Rebounds/Game category at 20.5. Furthermore, only three ACC freshmen average at least 10 points, 5 rebounds and 1.5 assists: Brunelle, Peoples & Clemson's Amari Robinson.

Brunelle's four 20+ scoring games leads all freshmen in the ACC. In addition, her .392 shooting percentage leads all ACC freshmen as well.

When looking at double-digit scoring games, Gilbert leads the way there with 22. Clemson's Amari Robinson follows next with 16, while Virginia Tech's Elizabeth Kitley sits with 15.

Only 2 players in all of the ACC average at least 10 points, 2.5 assists, 2 steals and 4 rebounds: Gilbert and Duke's Haley Gorecki. Widening the range - only 9 players total among Power-5 schools.

Nationally, among freshmen at power-five schools, Brunelle's and Gilbert's scoring average ranks 7th.

Next, there only two freshmen pairs in all of Division-I to both average 13.0 ppg or higher --> ND's Brunelle and Gilbert & Fresno State's Haley & Hanna Cavinder.

All-in-all, Brianna Turner, who remains the program's lone ACC Rookie of the Year, averaged 13.8 ppg when she won it back in 2015.

ND FRESHMEN STACKING UP HISTORICALLY

Brunelle and Gilbert (by eligibility) are on pace to etch their names in the Notre Dame freshmen record books,

as both could end up in the top-10 scoring-average list. Peoples finished with 12.6 ppg, so just outside the top-10.

AS A FRESHMAN

Player	Average	Season
1. Beth Morgan	17.9	1993-94
2. Shari Matvey	17.6	1979-80
3. Alicia Ratay	14.0	1999-00
4. Skylar Diggins	13.8	2009-10
4. Jacqueline Batteast	13.8	2001-02
4. Brianna Turner	13.8	2014-15
7. Katlyn Gilbert	13.3	2019-20
7. Sam Brunelle	13.3	2019-20
9. Mary Beth Schueth	13.0	1981-82
10. Courtney LaVere	12.8	2002-03

In addition, Peoples' rebounding effort this year (8.1 rpg) would place her third all-time on the freshmen list, ranking behind Shari Matvey (10.2) and Mary Beth Schueth (9.1).

FULFILLING HER DESTINEE

What a month it's been for Walker. Only Virginia's Jocelyn Willoughby (20.8 ppg) and Duke's Haley Gorecki (19.2 ppg) are having a better February than Walker (19.2 ppg) amongst ACC players.

Big part of it has been Walker's fourth quarter surges in February. Walker went 5-of-10 in the fourth vs. Virginia Tech, scoring 12 of her 19 points. She helped cut what was a 22-point deficit to five points with 11 seconds left.

She tallied eight of her 24 points in the fourth vs. Pitt.

After sitting with two points at the half at Wake Forest, Walker willed the Irish to victory by scoring 12 points in the third and 10 points in the fourth.

Notable mention: Walker almost single-handedly won the game in Boston College (2/13), pouring in 21 points, including a go-ahead basket with 1.2 seconds on the clock.

THREE'S BY A FRESHMAN

Brunelle was on fire from three against Virginia Tech on Feb. 20. The freshman started 4-for-4 from deep before finishing the game 6-of-10. The six threes marked a career high and the most from an Irish player since Arike Ogunbowale (6) vs. Virginia on March 3, 2019.

Her six treys were the second most in an individual game by a ND freshman, with Alicia Ratay still holding the top mark when she downed seven at Rutgers on Feb. 19, 2000.

Lastly, Brunelle is now up to 44 made three-pointers on the year, which ranks third for a season amongst ND freshmen. Beth (Morgan) Cunningham ranks second with 46, while Alicia Ratay holds the freshman record with 73.

HEATING UP FROM THREE

Sam Brunelle struggled early on, going 13-of-68 (.191) from beyond the arc over the first 14 games. However, she's flipped the script as of late. Since Jan. 5, she has converted 25-of-73 (.342) from three. Also since Jan. 5, Brunelle is averaging 2.1 made three's/game.

Destinee Walker has been the hottest from three as of late - over the last three games, the Orlando native has converted 9-of-18 (.500). Four games prior she was 3-of-17 (.176).

DESTINEE - 20 POINT GAMES

For the first time of her career, Walker achieved three straight games with 20+ points from Feb. 6-13. Walker totaled 69 points in said span, averaging 23.0 ppg on 48.9 percent shooting. She was also 8-of-17 from three (.471) and 15-of-17 (.882) from the line.

Walker is still on the best stretch of her season, posting six straight with double-digit points.

She leads the Irish in 20+ scoring performances with 8, which also sets a new career best - previous was four set her sophomore year at UNC (2016-17). Her 8 games are tied for 6th in the ACC.

VAUGHN TOUGH ON THE ROAD/DOUBLE-DIGITS

Mikki Vaughn has recorded four separate occasions in which she has reached double-digit points by halftime. What's interesting to note is the fact that all four instances have been on the road.

- 13 at Pitt on Jan. 2
- 10 at Syracuse on Jan. 5

NOTRE DAME'S RECORD WHEN ...

Day of the Week	
Sunday	3-6
Monday	0-1
Tuesday	1-0
Wednesday	1-2
Thursday	2-7
Friday	1-1
Saturday	2-0
Time of Game	
Day games (before 6 pm local time)	5-8
Night games (6 pm or later local time)	5-9
Location	
Home games	4-9
Road games	5-6
Neutral site	1-2
Halftime Score	
Leading at the half	6-3
Tied at the half	0-1
Trailing at the half	4-13
Individual Scoring	
Two or fewer double-figure scorers	0-6
Three double-figure scorers	4-7
Four double-figure scorers	6-4
Five or more double-figure scorers	
Rebounding margin	
More rebounds than opponent	4-4
Same number of rebounds	0-1
Fewer rebounds than opponent	6-12
Field goal shooting	
Shot higher percentage than opponent	10-6
Shot same percentage as opponent	
Shot lower percentage than opponent	0-11
Shot 45% or better	6-4
Shoot less than 45%	4-13
Hold opponent under 40%	9-5
Free-throw margin	
Make more free-throws than opponent	6-8
Make same number of free-throws	1-2
Make fewer free-throws than opponent	3-7
Turnovers	
Commit fewer turnovers	5-7
Commit same number of turnovers	3-1
Commit more turnovers	2-9
Uniform Combinations	
White jerseys with gold	2-1
White jerseys with green trim	3-5
White jerseys with navy trim	0-4
Blue jerseys	4-7

Miscellaneous	
Vs. top-25	2-6
Vs. top-10	0-4
When ranked higher	2-2
When ranked lower	2-5
On commercial tv	3-12
In overtime games	

Margin of Victory	
1-5 points	4-3
6-10 points	2-5
11-15 points	0-3
16-20 points	1-1
21+ points	3-5

Month	
November	5-4
December	0-4
January	2-6
February	3-3
March	
April	

- 14 at Duke on Jan. 23
- 10 at Georgia Tech on Feb. 2

When diving deeper, six of Vaughn's seven double-digit scoring performances have been on the road in league play. She continued that trend with a 16-point outing at No. 9 Louisville on Feb. 16.

3PT FG% DEFENSE

The Irish lead ACC schools in league play in three-point field goal percentage defense, limiting opposition to .258 shooting percentage from beyond the arc.

TRENDING

Though Gilbert's scoring might be down the past two games, over the last five games her rebounding production has gone up. She's averaging 5.8 rebounds in that span, up from her season average of 4.6.

REUNITED IN DALLAS

Best friends, national champions, now WNBA teammates. On Feb. 21, the Dallas Wings acquired Marina Mabrey from the LA Sparks, reuniting her with Arike Ogunbowale. Marina left as the program's all-time made threes leader, while Arike left as the all-time scoring leader.

GILBERT ACC ROOKIE OF THE WEEK

For the first time in her career, Gilbert picked up an ACC accolade, earning Rookie of the Week honors on Feb. 10. Gilbert averaged 14.5 points, 5.5 rebounds and 3.5 assists in wins over Wake Forest and Pitt - all up from her season averages.

Gilbert was an efficient 45.5 percent from the floor at

Wake Forest, totaling 12 points for the game. The 5-10 guard also delivered a key jumper in the paint which broke the 69-69 tie to propel the Irish forward for the 75-71 win. Next, Gilbert poured in 17 points in the 74-52 win over Pitt, marking her team-best 21st game in double figures. In fact, Gilbert posted a strong first half - already in double digits with 11 points.

BAER'S DEN

A new face has appeared at the end of the Notre Dame bench, sporting a No. 1 jersey. She is none other than Irish volleyball product Kristin Baer. The graduate student still boasted a year of eligibility after her final volleyball season and joined the women's basketball squad before the Georgia Tech game. Baer played middle blocker and led the Irish with a career high 119 blocks last fall.

Baer got into the Pitt game on Feb. 9 with 1:35 remaining and scored her first career basket.

THE ONES THAT GOT AWAY

Three times in ACC play, the Irish let a sustainable lead slip away late.

- Feb. 13 at Boston College -- Irish were up 15 points at 4:21 left in the third. The Eagles rallied with a 20-0 run to claim the lead. With 1.2 seconds remaining, Destinee Walker hits a go-ahead jumper to push the Irish ahead. Yet, Boston College takes a timeout to advance the ball and scores underneath the basket at the buzzer.
- Jan. 16 at Duke -- Irish were up nine points in the fourth quarter but turned the ball over three times in the final 40 seconds to lose 50-47.
- Jan. 5 at Syracuse -- Up 10 within the first minute of the fourth quarter, and later up four with 1:31 left, yet the Orange won 74-63 in overtime.

Three times in non-con play, the Irish battled back and had a chance to win in the fourth but couldn't close it out.

- Dec. 4 vs. Minnesota -- Down 18 in the 2nd quarter -- took a 57-56 lead in the 4th quarter before losing 75-67.
- Nov. 29 vs. South Dakota State -- Down 16 in the 3rd quarter -- took a 48-45 lead at the start of the 4th quarter before losing 65-59.
- Nov. 14 vs. Michigan State -- Down 13 in the 1Q -- had chance to tie at the buzzer before losing 72-69.

BUILDING BLOCK FOR THE FUTURE

The future is certainly bright for the Irish with a young nucleus in place. With Gilbert's redshirt last year, coupled with Prohaska's redshirt this season, the duo will join Brunelle and Peoples as sophomores for the 2020-21 season. Add that to the fact that five freshmen, who were the No. 3 ranked recruiting class in the country, will be injected into the program. Thus, the Irish will have a very young core of nine players to build from for

ing home record over their 10 seasons prior to McGraw's arrival came in 1980-81 (first year as an NCAA Division I program), when they went 6-7 under head coach Mary DiStanislao.

OLYMPIANS ON THE HORIZON

In the 40-year history of the program, the Irish have had only two Olympians: Ruth Riley and Canada's finest Natalie Achonwa. As the 2020 Tokyo Olympics draw near, the Irish could finally add three names to the list: Skylar Diggins-Smith, Kayla McBride and Jewell Loyd. All three have suited up recently in either exhibitions versus college teams or FIBA Olympic qualifying action.

FRESHMEN DUO SENSATION

Notre Dame women's basketball has never seen the offensive output from two freshmen like this before, let alone three - Both Gilbert and Brunelle are averaging 13.3 ppg, while Peoples finished at 12.6 ppg. There have never been three freshmen to finish with a double-digit scoring average, and there have only been two freshmen pairs in program history to finish the season that way:

-- Arike Ogunbowale (11.4) and Marina Mabrey (10.7) in the 2015-16 season.

-- Mary Beth Schueth (13.0) and Carrie Bates (12.4) were the first in the 1981-82 season.

Currently, there are only two freshmen pairs in all of Division-I to average 13.0 ppg or higher --> ND's Brunelle and Gilbert & Fresno State's Haley & Hanna Cavinder.

IF ONLY THEY KEPT THE STAT

If charges taken was an official NCAA kept stat, Marta Sniezek could very well be atop the list in the nation.

The defensive catalyst of the team, Sniezek has taken 30 charges this season, which shatters the record set by Kristina Nelson during the 2017-18 championship season (19). In addition, Sniezek had recorded a charge taken in 13 straight games, which ended against Louisville on Jan. 30.

Her most impressive week came on the Cancun trip. The Virginia native took a charge against FGCU, four against South Dakota State and then four again vs. USF in Cancun.

On a completely different defensive note - Sniezek is averaging 1.9 steals/game, which ranks 6th in the ACC. The Virginia native captured a career high six steals at Syracuse on Jan. 5.

SNIEZEK DIMES

Sniezek is averaging 5.4 assists/game which ranks 22nd in the nation and 2nd in the ACC - only behind Virginia Tech's Taja Cole. In addition, her 1.2 A/T0 ratio ranks 14th in the league.

Sniezek boasts two double-digit assist performances, which ties for the most in the league. Her 12-assist performance against No. 16 DePaul on Dec. 11, tied for the league high for an individual game.

DECADE IN REVIEW

Seven Final Fours, six NCAA title game appearances and one national championship in 2018 -- Notre Dame just capped not only its best decade in program history, but also one of the best in all of Division I.

Over the past 10 years, Notre Dame has captured 316 wins, which ranks third behind UConn and Baylor. Furthermore, they have posted the third highest scoring average over the past decade as well.

UConn -- 337 wins -- 83.7 ppg

Baylor -- 321 wins -- 82.0 ppg

Notre Dame -- 316 wins -- 81.4 ppg

Stanford -- 284 wins

Maryland -- 270 wins

LOOKING BACK AT ND'S GREAT START IN THE ACC

The Irish are competing in their seventh season in ACC play. Over the past six years, they have been nothing short of dominant.

The Irish won six straight ACC regular season championships (and eight straight regular season titles when going back to the final two years in the BIG EAST). The six consecutive regular season titles tie the all-time mark set by Virginia from 1991-96. In addition, the eight in a row marks the second highest active streak in the country, only behind nine from Baylor. Furthermore, the Irish have claimed five ACC Tournament crowns.

Before this conference season, Notre Dame had compiled a 91-5 league record since joining the ACC for the 2013-14 season.

The loss to Clemson on Dec. 29 not only marked Notre Dame's first ACC loss at home, but also the first conference game loss at home since its BIG EAST days in 2012. The Irish had won 58 straight conference games at home in that span.

31 POINTS FOR A FRESHMAN

On Dec. 11 versus No. 16 DePaul, Sam Brunelle exploded with a career high 31 points on 13-of-18 shooting. Brunelle is now 1-of-6 players in the ACC to record a 30+ point performance.

Her 31 points are tied for the seventh most in the country by a true freshman this year - top honor belongs to St. John's Leilani Correa, who scored 33 against Army.

When looking just at Notre Dame's freshmen history, Brunelle has tied both Skylar Diggins and Katryna Gaith-

er for a freshman individual game scoring high.

Skylar Diggins poured in 31 points (13-21 FG) in an NCAA second round win over Vermont. It marked the most points ever by a Notre Dame rookie in an NCAA tourney game. In addition, Katryna Gaither had 31 points against Indiana on Nov. 24, 1995.

Jewell Loyd gives great reference in terms of Brunelle's performance against a ranked squad -- Loyd recorded 24 points against No. 3 Baylor, which marked the most points by a Notre Dame rookie against a ranked team since Jan. 26, 2002, when Jacqueline Batteast tallied 26 vs. No. 16 Virginia Tech. Prior to that, Alicia Ratay recorded 26 at No. 8 Rutgers on Feb. 19, 2000.

GILBERT-PEOPLES CONNECTION

The on-the-court chemistry between guards Katlyn Gilbert and Anaya Peoples has been immediate and there's no wonder way. Gilbert, from the Indianapolis area, and Peoples from Danville, Illinois, have played together every summer since they were seven and six years old, respectively. The duo first played on FBC together and later finished playing with Midwest Elite in Chicago.

BRUNELLE SETS FRESHMAN RECORD

Never in the history of the Fighting Irish women's basketball program has a player started her ND career with five straight games in double figures ... until now. Freshman Sam Brunelle did just that and then more, recording a stretch of seven in a row before her streak came to an end vs. South Dakota State on Nov. 29.

AN IMPRESSIVE STREAK ENDED

A 12-year streak ended on Monday, Nov. 18, when Notre Dame exited the A.P. Top-25 poll. At the time, the Irish boasted the third highest active streak in the country with 234 straight weeks in the poll - only UConn and Baylor were higher. The streak dates back to the start of the 2007-08 season.

WHAT WE'VE LOST

Starters Ogunbowale, Young, Mabrey, Shepard and Turner went down as the most prolific scoring fivesome in NCAA Division I history. The ND quintet amassed a total of 10,230 points, becoming the first group to ever accumulate 10,000 points or more.

When you look at those who graduated/went to the WNBA, transferred or who are currently injured (Prohaska), the Irish have lost 3,259 points of their 3,454 team total from last season. That equates to 94.4 percent of their offense. Both the percentage and total rank as the most all-time lost for a power-five school.

Now last year's starters went on to make WNBA Draft history - becoming the first starting five to not only be drafted but do so in the first 20 picks. Jackie Young became the second Irish player in program history

selected No. 1 overall, joining Jewell Loyd, when she was picked by the Las Vegas Aces. Notre Dame joined Stanford, Tennessee and UConn as the only programs with multiple No. 1 overall selections.

Moments later, the Dallas Wings selected Arike Ogunbowale fifth overall. This marked the first time the Irish had two first round picks within the top five. History continued with the 11th overall pick, where the Atlanta Dream selected Brianna Turner, thus marking the first time Notre Dame had three first round picks. However, shortly after, the Mercury traded for the rights of Turner, shipping the forward to Phoenix, Arizona. Next up, Jessica Shepard went 16th overall to the Minnesota Lynx. Then Marina Mabrey completed the group after going 19th overall to the Los Angeles Sparks.

Furthermore, Ogunbowale, Young and Turner were later named to the WNBA All-Rookie Team, as ND became the first program to have three selections.

CHANGE IN COACHING

Out of 349 NCAA Division I women's basketball programs at the start of the 2018-19 season, Notre Dame was one of just six, whose head coach and three assistant coaches were together seven consecutive seasons. However, change met familiarity for the 2019-20 season. Just months after Coach McGraw's passionate Final Four speech about wanting more female leadership, Niele Ivey accepted an assistant coaching position with the Memphis Grizzlies, becoming the ninth active NBA female coach.

Enter a last name Notre Dame fans know all too well - Mabrey. Michaela ensures that a Mabrey will be on Notre Dame's campus for the eighth straight year. A 2016 alumna, her younger sister just graduated in 2019. Mabrey has spent one year coaching stints at Miami, Miami (Ohio) and LSU.

FRESHMEN STARTERS

A program rarity occurred in the season opener at Fordham, when Coach McGraw started freshmen Sam Brunelle and Anaya Peoples. It marked the first time two freshmen started a season opener for Notre Dame since the 2001-02 season opener in which Teresa Borton and Jacqueline Batteast started. And in that moment back in 2001, it marked the first time in 20 years two freshmen had started.

1,000 PROGRAM WINS

With the victory over Fordham on Nov. 5, the Irish became the 13th team to reach the 1,000-win milestone. The teams right in front of the Irish are:
No. 12 Maryland - 1,001 wins
No. 11 Western Kentucky - 1,004 wins
No. 10 Green Bay - 1,005 wins
(win total listed was before season kicked off)*

RING OF HONOR

On November 8, Natalie Achonwa joined Notre Dame's prestigious Ring of Honor. Achonwa becomes the sixth player to have a banner raised in the rafters, joining Ruth Riley-Hunter, Skylar Diggins-Smith, Niele Ivey, Beth (Morgan) Cunningham and Kayla McBride.

Donning an Irish uniform from 2010-14, Achonwa-led squads reached four consecutive Final Fours, including three NCAA title games. Achonwa accumulated an impressive 138-15 overall record (second most by a senior class) with a 60-4 mark in conference play, in addition to winning five combined regular season and conference tournament championships.

The Guelph, Ontario, native was a two-time All-American, three-time All-NCAA Regional nod and a two-time All-Conference selection (2013 Big East / 2014 ACC). Achonwa, who captained the Irish her senior year, now ranks 16th on the Irish all-time scoring list, amassing 1,546 points over her storied career.

ACC NEWCOMER WATCH LIST

The Atlantic Coast Conference named freshmen Anaya Peoples and Sam Brunelle to its Newcomer Watch List, claiming two of the five spots on both the Blue Ribbon media poll and the coaches poll.

Brunelle and Peoples were top-20 ranked recruits, who comprised yet another top-10 ranked recruiting class for Karen & Kevin Keyes head coach Muffet McGraw and company. Brunelle, who was ranked No. 6 overall by espnW, was a two-time Naismith High School All-American and 2019 McDonald's All-American – won the three-point contest at the latter. Brunelle was also both the 2018 Gatorade Virginia Player of the Year and USA Today Virginia Player of the Year. Ultimately, she finished her prep career with 2,229 points and 1,272 rebounds.

Peoples, who was ranked fourth at her position, was a two-time Illinois Class 1A State champion at Dan Schlarman High, where she finished her prep career with 2,086 points. Peoples was a 2019 McDonald's All-American and Jordan Brand Classic member. In 2018, Peoples was a Naismith All-America honorable mention.

CHERYL MILLER AWARD WATCH LIST

The Naismith Memorial Basketball Hall of Fame and the Women's Basketball Coaches Association announced its watch list for the 2020 Cheryl Miller Award, with freshman Sam Brunelle making the cut. The Cheryl Miller Award Watch List recognizes the top 20 small forwards in the country.

This marks the second consecutive year the Irish have had a representative on the Cheryl Miller Award Watch List. Last season, Jackie Young was a top-five finalist for the award.

STATISTICAL CHAMPION

The 2018-19 version of the Fighting Irish earned a statistical championship by season's end for the country's top offense. Averaging a blistering 88.6 points per game, it marks the first time in which the Irish finished as the nation's top offense. All-in-all, the Irish totaled 3,454 points.

Notre Dame's scoring average will also go down as the program's top offense as well. The 2013-14 Irish squad led by Kayla McBride and Natalie Achonwa previously held the record at 86.1 ppg (3,271 points in 38 games).

A 30-WIN CAMPAIGN

Notre Dame wrapped the 2018-19 year with a 35-4 overall record, marking the program's ninth consecutive 30-win season and 11th in school history. Nationally, only UConn has a longer active streak of 30-win seasons at 14, while Baylor matches the Irish with a streak that began in 2010-11.

Leading Scorer

Sam Brunelle	8 (8)
Kate Gilbert	7 (7)
Destinee Walker	7 (7)
Mikki Vaughn	4 (4)
Anaya Peoples	3 (3)

Leading Rebounder

Anaya Peoples	9 (9)
Sam Brunelle	8 (8)
Mikayla Vaughn	8 (8)
Katlyn Gilbert	4 (4)
Destinee Walker	2 (2)
Marta Sniezek	1 (1)

Leader in Assists

Marta Sniezek	22 (22)
Katlyn Gilbert	6 (6)
Destinee Walker	2 (2)
Mikki Vaughn	2 (2)
Danielle Cosgrove	1 (1)
Kaitlin Cole	1 (1)
Abby Prohaska	0 (1)

20-Point Scoring Games

Opponents	13
Notre Dame	16
Destinee Walker	8
Sam Brunelle	4
Katlyn Gilbert	2
Anaya Peoples	1
Mikki Vaughn	

30-Point Scoring Games

Opponents	1
Notre Dame	1
Sam Brunelle	1

Tip-Offs Controlled

Opponents	18
Notre Dame	9
Mikayla Vaughn	6-16
Sam Brunelle	3-10
Katlyn Gilbert	0-1

First Score

Opponents	17
Notre Dame	10
Anaya Peoples	4
Sam Brunelle	2
Katlyn Gilbert	2
Destinee Walker	1
Mikki Vaughn	1

Runs of 10 or Better

Opponents	10
Notre Dame	13

Largest Halftime Lead

18 vs Loyola MD, 11/8/19

Largest Halftime Deficit

27, at #4 UConn, 12/8/19

Largest Lead

28 vs Loyola MD (1:20 in 4Q), 11/8/19

Largest Deficit

38 at Virginia (9:14 in 4Q), 1/26/20

Largest Deficit Overcome to Win

11 at Michigan (2nd Q, 6:35, 33-22), 11/23/19
10 at Wake Forest (2nd Q, 2:55, 33-23), 2/6/20
9 vs Toledo (2nd Q, 1:43, 31-22), 11/20/19

Largest Lead Given Out in Loss

15 at Boston College (4:21 in 3Q, 2/13/20)
13 at Duke (5:27 in 2Q, 1/16/20)
11 vs DePaul (8:13 in 2Q, 12/12/19)
10 at Syracuse (9:50 in 4Q, 1/5/20)

Most Consecutive Points

20 vs Miami, 1/19/20

Most Consecutive Points (Opponent)

20, at Boston College, 2/13/20
18, at #4 UConn, 12/8/19
16, vs FGCU, 11/28/19
15, at Syracuse 1/5/20
15, vs Pitt, 2/9/20

Double-Figure Points

Player	2019-20	Career
Katlyn Gilbert	22	23
Destinee Walker	22	62
Sam Brunelle	19	19
Anaya Peoples	12	12
Mikayla Vaughn	7	10
Marta Sniezek	2	11
Danielle Cosgrove	1	1

Double-Figure Rebounds

Player	2019-20	Career
Anaya Peoples	5	5
Mikayla Vaughn	4	5
Sam Brunelle	2	2
Destinee Walker	1	2

5-5-5 Games

(aka "Stat Sheet Stuffers")

Player	2019-20	Career
Marta Sniezek	3	9
Katlyn Gilbert	2	2
Anaya Peoples	1	1
Mikki Vaughn	1	1
Destinee Walker	0	1

Double-Doubles

Player	2019-20	Career
Anaya Peoples	3	3
Sam Brunelle	2	2
Mikayla Vaughn	2	2
Destinee Walker	1	2

Season Point Totals

Date	Opp.	OffT0	Paint	2ndCh	FBreak	Bench
11/5	Fordham	14/13	32/22	14/9	9/3	16/8
11/8	Loyola MD	24/18	42/30	11/9	15/8	8/35
11/11	Tennessee	19/14	16/26	9/14	11/9	3/13
11/14	Michigan St	18/29	28/24	9/13	9/9	12/13
11/20	Toledo	16/8	24/28	7/2	6/2	3/13
11/23	Michigan	32/9	36/26	8/29	13/0	15/14
11/28	FGCU	9/20	26/34	2/13	12/10	3/11
11/29	South Dakota St	22/10	32/38	5/10	18/4	3/13
11/30	USF	23/20	34/24	5/17	17/6	18/27
12/4	Minnesota	10/11	44/22	8/14	10/4	11/3
12/8	UConn	11/23	36/34	5/21	8/13	19/12
12/11	DePaul	13/33	66/38	12/21	6/2	3/7
12/29	Clemson	16/20	28/32	10/15	10/7	2/10
1/2	Pitt	18/9	40/22	8/15	14/9	16/23
1/5	Syracuse	7/17	24/30	15/24	18/13	4/4
1/9	Boston College	9/21	36/34	10/24	7/10	12/14
1/12	NC State	10/22	22/38	11/15	8/5	6/30
1/16	Duke	13/16	20/18	15/7	5/11	3/17
1/19	Miami	13/11	38/26	12/8	4/4	2/14
1/26	Virginia	13/28	16/50	6/14	5/22	6/39
1/30	Louisville	10/18	22/34	7/12	4/4	3/24
2/2	Georgia Tech	12/12	36/20	4/16	11/9	0/18
2/6	Wake Forest	18/4	42/30	6/17	11/9	9/10
2/9	Pitt	10/9	16/24	5/8	7/2	14/6
2/13	Boston College	17/18	26/34	15/16	2/7	2/16
2/16	Louisville	12/24	34/36	12/4	4/6	0/33
2/20	Virginia Tech	15/19	26/30	10/7	7/4	9/16

*Notre Dame is listed first in each column

Points Off Turnovers

	Total	Average
Notre Dame	404	15.0
Opponents	456	16.9

Points in the Paint

	Total	Average
Notre Dame	842	31.2
Opponents	804	28.7

Second Chance Points

	Total	Average
Notre Dame	241	8.9
Opponents	374	13.4

Fast Break Points

	Total	Average
Notre Dame	251	9.3
Opponents	192	7.1

Bench Scoring

	Total	Average
Notre Dame	202	7.5
Opponents	443	16.4



KATIE COLE

2

5-10 // SENIOR // GUARD

TOLEDO, OHIO

SYLVANIA NORTHVIEW

SEASON BESTS

Pts: 6 (at Wake, 2/6/20)
 Rebs: 6 (vs Virginia Tech, 2/20/20)
 FGM: 3 (at Wake, 2/6/20)
 FGA: 7 (vs Pitt, 2/9/20)
 3FGM: 2 (vs Clemson, 12/29/19)
 3FGA: 2 (vs Clemson, 12/29/19)
 FTM: 1, 2x (last vs DePaul, 12/11/19)
 FTA: 4 (vs DePaul, 12/11/19)
 Ast: 3, 2x (last at Virginia, 1/26/20)
 Blk: 1, 3x (last at Boston College, 2/13/20)
 Stl: 2, 3x (last vs Pitt, 2/9/20)
 Min: 33 (vs Pitt, 2/9/20)

CAREER BESTS

Pts: 6 (at Wake, 2/6/20)
 Rebs: 6 (vs Virginia Tech, 2/20/20)
 FGM: 3 (at Wake, 2/6/20)
 FGA: 7 (vs Pitt, 2/9/20)
 3FGM: 1, 6x (last vs CSUN, 3/16/18)
 3FGA: 2, 4x (last vs Clemson, 12/29/19)
 FTM: 1, 3x (last vs DePaul, 12/11/19)
 FTA: 4 (vs DePaul, 12/11/19)
 Ast: 3, 2x (last at Virginia, 1/26/20)
 Blk: 1, 6x (last at Boston College, 2/13/20)
 Stl: 2, 4x (last vs Pitt, 2/9/20)
 Min: 33 (vs Pitt, 2/9/20)

UPDATE

- Played in all 27 games, averaging 12.9 minutes off the bench.
- Awarded a scholarship for her senior season. Was a walk-on the two years prior. Lone guard option off the bench.
- Reeled in a career high 6 boards vs. Virginia Tech on Feb. 20.
- Coach McGraw credited Cole for helping spark the team's 20-0 run in the third quarter vs. Miami. Cole played a career high 23 minutes and recorded four rebounds, a steal and a bucket.
- Logged 20+ minutes in 3 straight games from Jan. 19-30 --> career high stretch for the senior.
- Scored a career high 6 points at Wake Forest on Feb. 6, connecting on 3-of-4 from the field.
- Followed that up with a career high 33-minute game vs. Pitt on Feb. 9, where she tied her career highs in steals (2) and rebounds (5).
- Last 3 games: Averaging 4.0 ppg and 3.3 rpg, shooting 6-of-12 from the field.

SEASON

0..... Double-Figure Scoring.....0

CAREER

2019-20 GAME-BY-GAME STATISTICS

Date	Opponent	GS	MIN	FG-A	3P-A	FT-A	RB	PF	A	TO	ST	BL	PTS
11/5	@ Fordham	5	0-0	0-0	0-0	0-0-0	0	0	0	0	0	0	0
11/8	Loyola MD	8	1-1	0-0	0-0	0-1-1	1	0	0	0	0	0	2
11/11	Tennessee	7	0-0	0-0	0-0	0-0-0	2	0	0	2	0	0	0
11/14	Michigan St	11	0-1	0-0	0-0	0-0-0	2	0	1	0	0	0	0
11/20	Toledo	3	0-0	0-0	1-2	1-1-2	2	1	0	0	0	0	1
11/23	@ Michigan	15	1-1	0-0	0-0	1-0-1	4	0	1	1	0	0	2
11/28	vs FGCU	14	0-0	0-0	0-0	1-0-1	2	1	2	0	0	0	0
11/29	vs South Dakota St	11	0-1	0-1	0-0	0-0-0	0	0	0	1	0	0	0
11/30	vs USF	7	0-1	0-0	0-0	1-1-2	0	0	0	0	0	0	0
12/4	Minnesota	8	1-2	0-1	0-0	1-2-3	1	0	0	0	1	0	2
12/8	@ UConn	11	1-3	0-0	0-0	1-1-2	1	0	1	0	0	0	2
12/11	DePaul	21	1-2	0-0	1-4	4-1-5	0	2	2	2	0	0	3
12/29	Clemson	17	0-3	0-2	0-0	1-3-4	1	0	2	1	0	0	0
1/2	@ Pittsburgh	8	0-1	0-0	0-0	0-0-0	3	1	0	0	0	0	0
1/5	@ Syracuse	2	0-0	0-0	0-0	1-0-1	0	0	0	0	0	0	0
1/9	Boston College	2	0-0	0-0	0-0	0-0-0	2	0	0	0	0	0	0
1/12	NC State	9	0-0	0-0	0-0	0-1-1	1	0	0	0	0	0	0
1/16	@ Duke	10	0-1	0-0	0-0	2-1-3	1	0	2	0	0	0	0
1/19	Miami	23	1-4	0-0	0-0	0-4-4	2	3	1	1	0	0	2
1/26	@ Virginia	23	1-2	0-0	0-2	2-2-4	4	3	1	0	0	0	2
1/30	Louisville	20	0-3	0-0	0-0	1-3-4	3	0	0	0	0	1	0
2/2	@ Georgia Tech	9	0-0	0-0	0-0	0-0-0	2	0	0	1	0	0	0
2/6	@ Wake Forest	17	3-4	0-0	0-0	0-2-2	3	0	0	0	0	0	6
2/9	Pittsburgh	33	2-7	0-0	0-0	3-2-5	1	1	0	2	0	0	4
2/13	@ Boston College	23	1-1	0-0	0-0	2-1-3	2	1	0	0	1	0	2
2/16	@ Louisville	14	0-1	0-0	0-0	0-0-0	1	0	3	1	0	0	0
2/20	Virginia Tech	18	1-2	0-0	0-0	3-3-6	1	0	0	1	0	0	2
2/23	Syracuse												
2/27	UNC												
3/1	@ Florida St												

COLE'S OVERALL CAREER STATISTICS

SEASON	TEAM	GP-GS	MIN/AVG	FG-FGA	FG%	3FG-FGA	3FG%	FT-FTA	FT%	OFF	DEF	TOT	AVG	PF-FO	AST	TO	BLK	STL	PTS	AVG
2017-18	ND	24-0	120/5.0	11-28	.393	6-17	.353	1-3	.333	5	11	16	0.7	11-0	2	9	3	6	29	1.2
2019-20	ND	27-0	348/12.9	14-41	.341	0-4	.000	2-8	.250	25	29	54	2.0	42-0	13	16	3	13	30	1.1
TOTAL		51-0	468/9.2	25-69	.362	6-21	.286	3-11	.273	30	40	70	1.4	53-0	15	25	6	19	59	1.2



KATLYN GILBERT 10

5-10 // SOPHOMORE // GUARD

INDIANAPOLIS, INDIANA

HERITAGE CHRISTIAN

SEASON BESTS

Pts: 25 (vs NC State, 1/12/20)
 Rebs: 8, 2x (last vs USF, 11/30/19)
 FGM: 12 (vs NC State, 1/12/20)
 FGA: 26 (vs NC State, 1/12/20)
 3FGM: 2 (at UConn, 12/8/19)
 3FGA: 5 (at UConn, 12/8/19)
 FTM: 8 (vs Louisville, 1/30/20)
 FTA: 9 (at Fordham, 11/5/19)
 Ast: 9 (vs Clemson, 12/29/19)
 Blk: 2, 3x (last at Virginia, 1/26/20)
 Stl: 6 (at Duke, 1/16/20)
 Min: 39, 4x (last at Duke, 1/16/20)

CAREER BESTS

Pts: 25 (vs NC State, 1/12/20)
 Rebs: 8, 2x (last vs USF, 11/30/19)
 FGM: 12 (vs NC State, 1/12/20)
 FGA: 26 (vs NC State, 1/12/20)
 3FGM: 2 (at UConn, 12/8/19)
 3FGA: 5 (at UConn, 12/8/19)
 FTM: 8 (vs Louisville, 1/30/20)
 FTA: 9 (at Fordham, 11/5/19)
 Ast: 9 (vs Clemson, 12/29/19)
 Blk: 2, 3x (last at Virginia, 1/26/20)
 Stl: 6 (at Duke, 1/16/20)
 Min: 39, 3x (last at Duke, 1/16/20)

UPDATE

- Athletic status - Freshman. Played in all 26 games, starting in all but the season opener. Averages 33.9 minutes/game, which ranks 14th in the ACC.
- Miss consistent: recorded a career best streak of 13 double-digit scoring games in a row to start the season. She now co-leads the team with 22. Clemson's Amari Robinson follows next with 16, while Virginia Tech's Elizabeth Kitley sits with 15.
- Brunelle (13.3), Gilbert (13.3) and Peoples (12.6 ppg) lead all freshmen in the ACC in scoring. The next highest is Virginia Tech's Elizabeth Kitley's 11.9.
- Only 2 players in all of the ACC average at least 10 points, 2.5 assists, 2 steals and 4 rebounds: Gilbert and Duke's Haley Gorecki. Only 9 players total among Power-5 schools.
- Gilbert's 13.3 scoring average ranks 7th all-time for ND freshmen. The top spot belongs to Beth Morgan (17.9).
- Only two freshmen pairs in all of Division-I to average 13.0 ppg or higher --> ND's Brunelle and Gilbert & Fresno State's Haley & Hanna Cavinder.
- Brunelle/Gilbert/Peoples could become the first freshmen trio to all finish with a double-digit scoring average. Also looking to become the highest scoring freshmen pairing in ND history: Arike Ogunbowale (11.4) and Marina Mabrey (10.7), 2015-16 // Mary Beth Schueth (13.0) and Carries Bates (12.4), 1981-82.
- Nationally, among freshmen at power-five schools, Gilbert's scoring average ranks 7th.
- Last 5 games: Averaging 5.8 rebounds, up from her 4.6 season average.
- Named the ACC Rookie of the Week (Feb. 10) after averaging 14.5 points, 5.5 rebounds and 3.5 assists in wins over Wake Forest and Pitt. Gilbert delivered a critical late-game jumper to break a 69-69 tie at Wake eventually winning 75-71. Then Gilbert scored 11 of her 17 points in the first half vs Pitt.
- Her 2.0 steals/game ranks 4th in the ACC.
- During ND's 20-0 run against Miami in the third quarter on Jan. 19, Gilbert supplied 8 of the points, ultimately finishing with 12 points & 7 assists.
- Went off against No. 9 NC State (1/12) with a career high 25 points on 12 made field goals.
- Scored 11 of her 15 points at No. 4 UConn (12/8) in the second half. Prior, Gilbert scored all 15 of her points in the second half vs. Minnesota (12/4) - 8 of which came in the 4th quarter.
- Tied her career high of 8 rebounds against USF (11/30) to go along with her 11 points.
- Made the most of her first career start, leading the Irish with 24 points on 9-of-15 shooting from the floor.
- In her first game back since Nov. 29, 2018, Gilbert co-led the Irish in scoring with 14 points.
- Last season, Gilbert separated her right shoulder in the win over No. 14 Iowa (11/29). Had surgery to repair the damage and sat out the remainder of the season.
- Gilbert & Peoples have played together every summer since they were seven & six years old, respectively.

SEASON

22..... Double-Figure Scoring.....23
 2.....20+ Point Games.....2

CAREER

KEY STATISTICS

POINTS	FG MADE	ASSISTS	STEALS
13.3	5.3	2.6	2.0
2ND ON TEAM	LEADS TEAM	2ND ON TEAM	LEADS TEAM
LEADS ACC FRESHMEN		LEADS ACC FR.	4TH IN ACC

2019-20 GAME-BY-GAME STATISTICS

Date	Opponent	GS	MIN	FG-A	3P-A	FT-A	RB	PF	A	TO	ST	BL	PTS
11/5	@ Fordham		30	5-9	0-0	4-9	2-3-5	1	0	3	2	1	14
11/8	Loyola MD	*	33	9-15	0-1	6-7	3-3-6	2	2	4	1	1	24
11/11	Tennessee	*	37	6-15	0-1	0-0	0-2-2	3	2	3	1	0	12
11/14	Michigan St	*	38	9-16	0-0	3-4	1-3-4	2	0	8	4	2	19
11/20	Toledo	*	39	4-15	0-1	3-4	1-7-8	0	0	2	3	0	11
11/23	@ Michigan	*	29	4-11	0-2	4-6	1-5-6	3	4	2	4	0	12
11/28	vs FGCU	*	31	6-12	1-3	1-2	1-6-7	3	2	5	1	0	14
11/29	vs South Dakota St	*	27	7-11	0-1	3-4	0-5-5	3	2	3	2	0	17
11/30	vs USF	*	35	5-9	1-1	0-2	1-7-8	0	1	5	0	1	11
12/4	Minnesota	*	38	7-13	1-2	0-0	3-4-7	2	1	1	0	0	15
12/8	@ UConn	*	37	6-15	2-5	1-4	1-2-3	2	0	1	3	0	15
12/11	DePaul	*	32	5-17	1-2	5-7	0-3-3	2	4	6	3	2	16
12/29	Clemson	*	39	5-19	1-3	5-6	1-5-6	3	9	7	1	0	16
1/2	@ Pittsburgh	*	34	3-11	0-1	2-2	1-5-6	2	4	2	2	0	8
1/5	@ Syracuse	*	26	3-15	0-2	0-0	0-2-2	3	1	3	1	0	6
1/9	Boston College	*	30	4-15	1-2	2-2	1-1-2	2	1	4	0	0	11
1/12	NC State	*	35	12-26	0-3	1-2	0-4-4	0	1	4	4	0	25
1/16	@ Duke	*	39	1-12	0-1	0-0	1-2-3	2	5	3	6	1	2
1/19	Miami	*	33	5-14	0-0	2-3	0-4-4	0	7	1	2	0	12
1/26	@ Virginia	*	36	6-18	0-1	4-4	0-1-1	4	3	2	2	2	16
1/30	Louisville	*	37	5-14	0-2	8-8	0-0-0	1	1	4	1	0	18
2/2	@ Georgia Tech	*	36	4-9	0-0	3-6	0-2-2	2	5	4	2	0	11
2/6	@ Wake Forest	*	31	5-11	0-1	2-4	1-4-5	3	2	2	2	0	12
2/9	Pittsburgh	*	38	7-20	1-3	2-4	1-5-6	1	5	1	0	1	17
2/13	@ Boston College	*	27	5-15	0-0	0-1	2-2-4	5	2	6	2	0	10
2/16	@ Louisville	*	37	3-10	0-3	2-4	0-6-6	1	2	4	2	0	8
2/20	Virginia Tech	*	39	2-16	0-1	2-2	2-6-8	4	4	3	3	1	6
2/23	Syracuse												
2/27	UNC												
3/1	@ Florida St												

GILBERT'S OVERALL CAREER STATISTICS

SEASON	TEAM	GP-GS	MIN/AVG	FG-FGA	FG%	3FG-FGA	3FG%	FT-FTA	FT%	OFF	DEF	TOT	AVG	PF-FO	AST	TO	BLK	STL	PTS	AVG
2018-19	ND	7-0	111/15.9	9-20	.450	1-5	.200	6-8	.750	4	11	15	2.1	11-0	2	8	1	6	25	3.6
2019-20	ND	27-26	915/33.9	142-383	.371	9-42	.214	65-97	.670	24	99	123	4.6	56-1	70	93	12	54	358	13.3
TOTAL		34-26	1026/30.2	151-403	.375	10-47	.213	71-105	.676	28	110	138	4.1	67-1	72	101	13	60	383	11.3



ABBY PROHASKA 12

5-10 // SOPHOMORE // GUARD

LIBERTY TOWNSHIP, OHIO

LAKOTA WEST

SEASON BESTS

Pts:
Rebs:
FGM:
FGA:
3FGM:
3FGA:
FTM:
FTA:
Ast:
Blk:
Stl:
Min:

CAREER BESTS

Pts: 6, 2x (last vs FSU, 2/10/19)
Rebs: 5, 2x (last vs FSU, 2/10/19)
FGM: 3 (vs FSU, 2/10/19)
FGA: 5 (vs Duke, 2/21/19)
3FGM: 1, 2x (last vs Syracuse, 3/9/19)
3FGA: 2 (vs Syracuse, 3/9/19)
FTM: 4 (vs Harvard, 11/9/18)
FTA: 4, 2x (last at Boston College, 2/13/19)
Ast: 4, 2x (last vs WKU, 12/19/18)
Blk: 1 (vs Iowa, 11/29/18)
Stl: 4, 2x (last at Virginia Tech, 1/16/19)
Min: 30 (vs Drake, 11/23/18)

• Officially has medically redshirted for the 2019-20 season.

• Started practicing with contact the week of Jan. 20.

I AM APPROACHING THIS POST A LITTLE DIFFERENTLY TODAY...

RECENTLY, I HAVE BEEN **DIAGNOSED WITH BILATERAL PULMONARY EMBOLISM**. IN OTHER WORDS, I HAVE A BLOOD CLOT IN EACH OF MY LUNGS. THE AMOUNT OF TIME I WILL BE OUT IS INDEFINITE, BUT I WILL BE **RIGHT ALONGSIDE THIS TEAM FOR EVERY GAME I CANNOT PLAY**.

I AM THANKFUL FOR THE **ENDLESS SUPPORT** AND LOVE FROM MY FAMILY, MY TEAMMATES, MY COACHES, AND MY FRIENDS. THIS IS JUST A BUMP IN THE ROAD.

#SEETHEFUTURE #BLESSED

Abby Prohaska



PROHASKA'S OVERALL CAREER STATISTICS

SEASON	TEAM	GP-GS	MIN/AVG	FG-FGA	FG%	3FG-FGA	3FG%	FT-FTA	FT%	OFF	DEF	TOT	AVG	PF-FO	AST	TO	BLK	STL	PTS	AVG
2018-19	ND	38-3	547/14.4	18-49	.367	2-7	.286	20-26	.769	25	44	69	1.8	58-0	43	30	1	30	58	1.5
TOTAL		38-3	547/14.4	18-49	.367	2-7	.286	20-26	.769	25	44	69	1.8	58-0	43	30	1	30	58	1.5



MARTA SNIEZEK 13

5-8 // GRADUATE // GUARD

MCLEAN, VIRGINIA

STANFORD // NATIONAL CATHEDRAL

SEASON BESTS

Pts: 14 (at UConn, 12/8/19)
 Rebs: 7, 2x (last at Miami, 1/19/20)
 FGM: 5 (at UConn, 12/8/19)
 FGA: 9 (at Louisville, 2/16/20)
 3FGM: 1, 2x (last at UConn, 12/8/19)
 3FGA: 4 (at UConn, 12/8/19)
 FTM: 5 (at Boston College, 2/13/20)
 FTA: 6, 3x (last at Boston College, 2/13/20)
 Ast: 12 (vs DePaul, 12/11/19)
 Blk: 1, 3x (last at Duke, 1/16/20)
 Stl: 6 (at Syracuse, 1/5/20)
 Min: 42 (at Syracuse, 1/5/20)

CAREER BESTS

Pts: 14 (at UConn, 12/8/19)
 Rebs: 10 (vs USC, 12/31/17)
 FGM: 5, 3x (last at UConn, 12/8/19)
 FGA: 12 (vs Belmont, 11/24/17)
 3FGM: 3, 2x (last vs Utah, 2/9/18)
 3FGA: 8 (vs Belmont, 11/24/17)
 FTM: 6, 2x (last vs USC, 3/2/18)
 FTA: 9 (vs Tennessee, 12/16/15)
 Ast: 13 (vs Washington, 3/4/16)
 Blk: 1, 10x (last at Duke, 1/16/20)
 Stl: 6, 2x (last at Syracuse, 1/5/20)
 Min: 42 (at Syracuse, 1/5/20)

UPDATE

- Started in all 26 games in which she's played, averaging 36.0 minutes, which ranks 4th in the ACC.
- The defensive catalyst of the team. Sniezek has taken 30 charges this season, which shatters the record set by Kristina Nelson in the 2017-18 championship season. Furthermore, Sniezek once had a streak this season of taking a charge in 13 straight games.
- In addition, Sniezek averages 1.9 steals/game, which ranks 6th in the ACC.
- Averages 5.4 assists/game which ranks 22nd in the nation and 2nd in the ACC - only behind Virginia Tech's Taja Cole. Her 1.2 A/TO ratio ranks 14th in the league.
- Last 5 games: Sniezek is averaging 7.8 points on 14-of-27 (.519) shooting, with the best field goal percentage on the team in that span. Marks best 5-game stretch of the season.
- Recorded two double-digit assist performances, which ties UNC's Shayla Bennett and Virginia Tech's Taja Cole for the most in the league.
- With 9 points in the win at Wake Forest (2/6), Sniezek produced her highest offensive showing since Dec. 8. It was also one of her most efficient games of the year, recording 8 assists with just 1 turnover.
- Took 3 charges at Georgia Tech and converted some critical free-throws in the 4th to help the Irish win 59-51.
- Tied her career high in steals with six at Syracuse on Jan. 5 to go with her 10 assists.
- Dished out a season best 12 assists against DePaul on Dec. 11, one shy of her career high at Stanford - also tied for the league high with 12.
- Sniezek notched back-to-back games with double-digit points for just the third time in her career, which included a career high 14 points at No. 4 UConn (12/8).
- Took 4 charges against South Dakota State and then took 4 charges the very next day vs. USF in Cancun.
- Irish up three with two minutes remaining against Toledo (11/20), Sniezek recorded a clutch steal which Walker converted to points, extending the lead to 54-49, for the eventual 54-51 win.
- Fun Fact: 1-of-9 siblings in her family.
- Fun Fact: In 2015, she was both the Washington D.C. Gatorade Basketball Player of the Year and the Soccer Player of the Year.

SEASON

2.....Double-Figure Scoring.....11
 0.....Double-Figure Rebounds.....1
 2.....Double-Figure Assists.....4

CAREER

KEY STATISTICS

POINTS	ASSISTS	STEALS	CHARGES TAKEN
4.5	5.4	1.9	30
5TH ON TEAM	2ND IN ACC 22ND IN NATION	2ND ON TEAM 6TH IN ACC	LEADS TEAM

2019-20 GAME-BY-GAME STATISTICS

Date	Opponent	GS	MIN	FG-A	3P-A	FT-A	RB	PF	A	TO	ST	BL	PTS
11/5	@ Fordham	*	38	0-3	0-0	1-2	0-4-4	0	6	5	3	0	1
11/8	Loyola MD	*	29	0-0	0-0	2-2	0-7-7	3	6	6	2	0	2
11/11	Tennessee	*	37	1-5	0-1	3-3	0-4-4	5	4	2	1	0	5
11/14	Michigan St	*	38	0-3	0-0	0-0	0-4-4	4	8	3	1	0	0
11/20	Toledo	*	34	0-0	0-0	2-2	0-1-1	3	3	4	2	1	2
11/23	@ Michigan	*	39	2-3	0-1	2-2	0-4-4	4	5	6	5	0	6
11/28	vs FGCU	*	35	2-2	1-1	4-6	0-3-3	4	5	6	0	0	9
11/29	vs South Dakota St	*	34	2-3	0-0	1-2	0-4-4	4	2	4	0	0	5
11/30	vs USF	*	34	3-4	0-0	0-0	1-5-6	5	5	3	1	1	6
12/4	Minnesota	*	40	3-6	0-0	4-5	0-2-2	4	8	4	1	0	10
12/8	@ UConn	*	40	5-8	1-4	3-3	0-1-1	2	6	6	4	0	14
12/11	DePaul	*	39	1-4	0-0	0-0	1-4-5	4	12	6	3	0	2
12/29	Clemson		DNP										
1/2	@ Pittsburgh	*	35	0-5	0-0	1-2	0-0-0	2	4	2	1	0	1
1/5	@ Syracuse	*	42	0-6	0-2	0-0	0-5-5	2	10	7	6	0	0
1/9	Boston College	*	30	0-1	0-0	0-0	0-3-3	3	8	3	1	0	0
1/12	NC State	*	29	0-1	0-0	2-2	0-4-4	4	2	4	3	0	2
1/16	@ Duke	*	40	1-4	0-2	0-0	0-1-1	4	6	5	4	1	2
1/19	Miami	*	36	0-1	0-0	0-0	0-7-7	1	8	3	1	0	0
1/26	@ Virginia	*	26	0-0	0-0	1-2	0-1-1	2	3	4	1	0	1
1/30	Louisville	*	32	2-6	0-1	1-1	1-2-3	2	3	4	1	0	5
2/2	@ Georgia Tech	*	38	1-1	0-0	4-6	0-4-4	1	2	6	2	0	6
2/6	@ Wake Forest	*	39	4-6	0-0	1-2	0-2-2	3	8	1	1	0	9
2/9	Pittsburgh	*	38	3-3	0-0	1-2	1-5-6	3	2	2	1	0	7
2/13	@ Boston College	*	37	2-6	0-1	5-6	1-3-4	4	3	7	1	0	9
2/16	@ Louisville	*	36	4-9	0-0	1-2	1-4-5	3	2	5	0	0	9
2/20	Virginia Tech	*	39	1-3	0-0	3-4	0-4-4	3	8	5	3	0	5
2/23	Syracuse												
2/27	UNC												
3/1	@ Florida St												

SNIEZEK'S OVERALL CAREER STATISTICS

SEASON	TEAM	GP-GS	MIN/AVG	FG-FGA	FG%	3FG-FGA	3FG%	FT-FTA	FT%	OFF	DEF	TOT	AVG	PF-FO	AST	TO	BLK	STL	PTS	AVG
2015-16	Stan	35-9	656/18.7	35-99	.354	4-17	.235	28-42	.667	8	48	56	1.6	27-0	109	63	1	21	102	2.9
2016-17	Stan	38-9	948/24.9	56-149	.376	6-20	.300	54-75	.720	6	100	106	2.8	64-0	169	93	3	51	172	4.5
2017-18	Stan	35-32	971/27.7	56-156	.359	20-59	.339	61-90	.678	7	115	122	3.5	68-1	150	78	3	38	193	5.5
2019-20	ND	26-26	936/36.0	37-93	.398	2-13	.154	42-56	.750	6	88	94	3.6	79-2	139	113	3	49	118	4.5
TOTAL FOR ND		26-26	936/36.0	37-93	.398	2-13	.154	42-56	.750	6	88	94	3.6	79-2	139	113	3	49	118	4.5
TOTAL		134-76	3511/26.2	184-497	.370	32-109	.294	185-263	.703	27	351	378	2.8	238-3	567	347	10	159	585	4.4



NICOLE BENZ

20

5-8 // JUNIOR // GUARD

VALENCIA, CALIF.

WILLIAM S. HART

SEASON BESTS

Pts: 1, 2x (last at Virginia, 1/26/20)
 Rebs: 1, 2x (last vs Louisville, 1/30/20)
 FGM: 1, 2x (last vs Louisville, 1/30/20)
 FGA: 2 (vs NC State, 1/12/20)
 3FGM: 1, 2x (last vs Louisville, 1/30/20)
 3FGA: 1, 4x (last vs Pitt, 2/9/20)
 FTM: 1
 FTA: 1 (vs Louisville, 1/30/20)
 Ast: 5 (vs Louisville, 1/30/20)
 Blk: 1
 Stl: 1 (vs Louisville, 1/30/20)
 Min: 5 (vs Louisville, 1/30/20)

CAREER BESTS

Pts: 3 (vs UNC, 2/1/18)
 Rebs: 3 (vs Harvard, 11/9/18)
 FGM: 1, 5x (last vs Louisville, 1/30/20)
 FGA: 2, 7x (last vs Virginia, 3/3/19)
 3FGM: 1, 2x (last vs Louisville, 1/30/20)
 3FGA: 2, 2x (last vs Villanova, 3/18/18)
 FTM: 2 (vs Harvard, 11/9/18)
 FTA: 2 (vs Harvard, 11/9/18)
 Ast: 1, 2x (last at Marquette, 12/22/18)
 Blk: 1
 Stl: 1 (vs Louisville, 1/30/20)
 Min: 10 (vs Binghamton, 12/16/18)

UPDATE

- Was the third walk-on for the Irish for the 2017-18 championship season, where she made 13 appearances on the year.
- Started the 2018-19 season as a student-manager before receiving the call-up once again right before the season opener.
- Recipient of the Elite 90 award at the 2019 Final Four - which recognizes the student-athlete with the highest GPA at a championship event.
- Now 1-of-4 total walk-ons on this year's squad.
- Drained a three against No. 9 NC State on Jan. 12, collecting her first points of the season.
- Drained her second three in the final minute vs. No. 5 Louisville on Jan. 30.

2019-20 GAME-BY-GAME STATISTICS

Date	Opponent	GS	MIN	FG-A	3P-A	FT-A	RB	PF	A	TO	ST	BL	PTS
11/5	@ Fordham	DNP											
11/8	Loyola MD	2		0-0	0-0	0-0	0	1	0	0	0	0	0
11/11	Tennessee	DNP											
11/14	Michigan St	DNP											
11/20	Toledo	DNP											
11/23	@ Michigan	DNP											
11/28	vs FGCU	1		0-0	0-0	0-0	0-0-0	0	0	0	0	0	0
11/29	vs South Dakota St	1		0-0	0-0	0-0	0-0-0	0	0	0	0	0	0
11/30	vs USF	DNP											
12/4	Minnesota	DNP											
12/8	@ UConn	2		0-1	0-1	0-0	0-0-0	0	0	0	0	0	0
12/11	DePaul	2		0-0	0-0	0-0	0-0-0	0	0	0	0	0	0
12/29	Clemson	1		0-0	0-0	0-0	0-0-0	0	0	0	0	0	0
1/2	@ Pittsburgh	DNP											
1/5	@ Syracuse	DNP											
1/9	Boston College	DNP											
1/12	NC State	2		1-2	1-1	0-0	0-0-0	0	0	0	0	0	0
1/16	@ Duke	DNP											
1/19	Miami	2		0-0	0-0	0-0	0-1-1	0	0	0	0	0	0
1/26	@ Virginia	1		0-0	0-0	0-0	0-1-1	1	0	0	0	0	0
1/30	Louisville	5		1-1	1-1	0-0	0-0-0	1	0	0	1	0	3
2/2	@ Georgia Tech	DNP											
2/6	@ Wake Forest	DNP											
2/9	Pittsburgh	4		0-1	0-1	0-0	0-2-2	1	0	2	0	0	0
2/13	@ Boston College	1		0-0	0-0	0-0	0-0-0	0	0	0	0	0	0
2/16	@ Louisville	2		0-0	0-0	0-0	0-0-0	0	0	0	0	0	0
2/20	Virginia Tech	DNP											
2/23	Syracuse												
2/27	UNC												
3/1	@ Florida St												

BENZ'S OVERALL CAREER STATISTICS

SEASON	TEAM	GP-GS	MIN/AVG	FG-FGA	FG%	3FG-FGA	3FG%	FT-FTA	FT%	OFF	DEF	TOT	AVG	PF-FO	AST	TO	BLK	STL	PTS	AVG
2017-18	ND	13-0	27/2.1	1-7	.143	1-7	.143	0-0	.000	3	6	9	0.7	1-0	0	1	0	0	3	0.2
2018-19	ND	23-0	72/3.1	3-15	.200	0-7	.000	2-2	1.000	2	14	16	0.7	3-0	2	3	0	0	8	0.3
2019-20	ND	13-0	23/1.8	2-5	.400	2-4	.500	0-0	.000	0	4	4	0.3	4-0	0	2	0	1	6	0.5
TOTAL		49-0	122/2.5	6-27	.222	3-18	.167	2-2	1.000	5	24	29	0.6	8-0	2	6	0	1	17	0.3



ANAYA PEOPLES 21

5-10 // FRESHMAN // GUARD

DANVILLE, ILLINOIS

SCHLARMAN

SEASON BESTS

Pts: 22 (vs DePaul, 12/11/19)
 Rebs: 15 (vs DePaul, 12/11/19)
 FGM: 11 (vs DePaul, 12/11/19)
 FGA: 16 (at UConn, 12/8/19)
 3FGM: 1, 2x (last vs USF, 11/30/19)
 3FGA: 4 (at UConn, 12/8/19)
 FTM: 5, 2x (last vs USF, 11/30/19)
 FTA: 9, 2x (last vs USF, 11/30/19)
 Ast: 6 (vs Minnesota, 12/4/19)
 Blk: 2, 4x (last at Syracuse, 1/5/20)
 Stl: 4, 3x (last vs Clemson, 12/29/19)
 Min: 39 (vs South Dakota State, 11/29/19)

CAREER BESTS

Pts: 22 (vs DePaul, 12/11/19)
 Rebs: 15 (vs DePaul, 12/11/19)
 FGM: 11 (vs DePaul, 12/11/19)
 FGA: 16 (at UConn, 12/8/19)
 3FGM: 1, 2x (last vs USF, 11/30/19)
 3FGA: 4 (at UConn, 12/8/19)
 FTM: 5, 2x (last vs USF, 11/30/19)
 FTA: 9, 2x (last vs USF, 11/30/19)
 Ast: 6 (vs Minnesota, 12/4/19)
 Blk: 2, 4x (last at Syracuse, 1/5/20)
 Stl: 4, 3x (last vs Clemson, 12/29/19)
 Min: 39 (vs South Dakota State, 11/29/19)

KEY STATISTICS - TIME OF INJURY

POINTS	REBOUNDS	FG%	STEALS
12.6	8.1	.457	1.9
4TH ON TEAM	LEADS TEAM	2ND ON TEAM	2ND ON TEAM
	11TH IN ACC	7TH IN ACC	5TH IN ACC

UPDATE

• Left the NC State game (1/12) midway through the second quarter after re-aggravating her shoulder injury sustained at Syracuse. *All stat rankings and notes were at time of injury.*

• Played in the first 17 games, starting in 10. Averaged 31.6 minutes/game.

• Peoples led all ACC freshmen in rebounds (8.1), shooting percentage (.457) and steals (1.9), while ranking second in points (12.6) behind ND's Sam Brunelle.

• Her 8.1 rebounds/game led the team and ranked 11th in the ACC. Peoples also ranked 11th in the ACC in offensive rebounds (2.7) and 13th in defensive boards (5.4). In addition, her 8.1 rebounding average ranked 10th in the nation among true freshmen guards.

• Her 8.1 rebounding average ranks third all-time as a freshman at ND, ranking behind just Shari Matvey (10.2) and Mary Beth Schueth (9.1).

• There are only 5 true freshmen in the country averaging over 12.5 ppg and 8 rpg: Anaya Peoples, Evansville's Abby Feit, UC Santa Barbara's Ila Lane, South Carolina's Aliyah Boston and USC's Alissa Pili. Of that group, Peoples does boast the most steals.

• Peoples' three double-doubles ranks 2nd in the ACC for freshmen only, behind Pitt's Amber Brown.

• Peoples' 12.6 ppg ranked 30th in the nation among true freshmen, while her 8.1 rpg ranked 12th.

• Peoples was the most efficient guard from the field, knocking down 45.7 percent of her shots, which ranked 7th in the ACC.

• Brunelle (13.7 ppg), Gilbert (13.7 ppg) and Peoples (12.6 ppg) lead all freshmen in the ACC in scoring. They are looking to become the highest scoring freshmen pair in program history. There have only been two other freshman pairs in ND history to finish the season with double-digit scoring averages. There have never been three: Arike Ogunbowale (11.4) and Marina Mabrey (10.7), 2015-16 // Mary Beth Schueth (13.0) and Carries Bates (12.4), 1981-82.

• Garnered career highs in both rebounds (15) and points (22) vs. DePaul on Dec. 11.

• Named to the Cancun Challenge All-Tournament Team, along with earning ACC Rookie of the Week honors. Peoples averaged 17.3 points and 8.7 rebounds down in Cancun. Peoples nearly achieved a double-double in each game, reeling in 9, 8, 9 boards, respectively.

• Averaged 1.9 steals/game, which ranks 5th in the ACC.

• Peoples and Brunelle became the first pair of freshmen starters for a season opener since Teresa Borton & Jacqueline Batteast started the 2001-02 season opener.

• Tallied 11 points & 7 rebounds in her Irish debut at Fordham. Peoples scored seven of her points in the third quarter. The freshman then grabbed a critical offensive board off a missed free throw with nine seconds left, before returning to the line to ice the 60-55 win.

• Gilbert & Peoples have played together every summer since they were seven & six years old, respectively.

SEASON

CAREER


12.....	Double-Figure Scoring.....	12
4.....	Double-Figure Rebounding.....	4
3.....	Double-Doubles.....	3
1.....	20-Point Games.....	1

2019-20 GAME-BY-GAME STATISTICS

Date	Opponent	GS	MIN	FG-A	3P-A	FT-A	RB	PF	A	TO	ST	BL	PTS
11/5	@ Fordham	*	24	3-9	0-1	5-9	3-4-7	3	1	1	1	0	11
11/8	Loyola MD	*	32	9-14	0-0	1-5	2-5-7	2	3	1	2	2	19
11/11	Tennessee	*	31	3-11	1-2	2-6	1-4-5	2	2	1	4	1	9
11/14	Michigan St	*	26	6-10	0-0	3-7	2-1-3	3	1	0	0	2	15
11/20	Toledo	*	32	3-10	0-0	1-3	2-4-6	5	1	3	1	0	7
11/23	@ Michigan	*	30	5-12	0-2	3-4	2-3-5	3	1	0	2	1	13
11/28	vs FGCU	*	36	8-13	0-1	3-4	1-8-9	1	0	3	1	1	19
11/29	vs South Dakota St	*	39	6-12	0-0	3-6	1-7-8	4	1	1	4	0	15
11/30	vs USF	*	33	6-7	1-1	5-9	1-8-9	2	2	0	3	1	18
12/4	Minnesota	*	37	4-13	0-1	1-1	2-12-14	2	6	1	1	2	9
12/8	@ UConn	*	35	8-16	0-4	1-2	5-6-11	3	3	1	0	1	17
12/11	DePaul	*	37	11-15	0-0	0-2	7-8-15	3	3	5	2	1	22
12/29	Clemson	*	36	5-12	0-2	4-6	2-5-7	4	0	3	4	1	14
1/2	@ Pittsburgh	*	30	3-10	0-0	4-7	5-6-11	4	2	3	3	1	10
1/5	@ Syracuse	*	38	0-7	0-1	4-8	4-7-11	1	2	6	2	2	4
1/9	Boston College	*	31	5-12	0-1	0-0	3-3-6	2	0	2	1	1	10
1/12	NC State	*	12	1-5	0-0	1-4	2-1-3	0	0	1	2	1	3
1/16	@ Duke												
1/19	Miami												
1/26	@ Virginia												
1/30	Louisville												
2/2	@ Georgia Tech												
2/6	@ Wake Forest												
2/9	Pittsburgh												
2/13	@ Boston College												
2/16	@ Louisville												
2/20	Virginia Tech												
2/23	Syracuse												
2/27	UNC												
3/1	@ Florida St												

PEOPLES' OVERALL CAREER STATISTICS

SEASON	TEAM	GP-GS	MIN/AVG	FG-FGA	FG%	3FG-FGA	3FG%	FT-FTA	FT%	OFF DEF	TOT	AVG	PF-FO	AST	TO	BLK	STL	PTS	AVG	
2019-20	ND	17-10	538/31.6	86-188	.457	2-16	.125	41-83	.494	45	92	137	8.1	44-1	28	32	18	33	215	12.6
TOTAL		17-10	538/31.6	86-188	.457	2-16	.125	41-83	.494	45	92	137	8.1	44-1	28	32	18	33	215	12.6



DANIELLE COSGROVE 22

6-4 // SOPHOMORE // FORWARD

HOLBROOK, N.Y.

SACHEM EAST

SEASON BESTS

Pts: 12 (vs Michigan St, 11/14/19)
 Rebs: 8 (vs Loyola MD, 11/8/19)
 FGM: 3, 3x (last vs Virginia Tech, 2/20/20)
 FGA: 8, 2x (last vs Tennessee, 11/11/19)
 3FGM: 2 (vs Pitt, 2/9/20)
 3FGA: 5, 2x (last vs Pitt, 2/9/20)
 FTM: 5 (vs Michigan St, 11/14/19)
 FTA: 8 (vs Michigan St, 11/14/19)
 Ast: 4 (vs Pitt, 2/9/20)
 Blk: 2 (vs South Dakota State, 11/29/19)
 Stl: 3 (at Boston College, 2/13/20)
 Min: 26 (at UConn, 12/8/19)

CAREER BESTS

Pts: 12 (vs Michigan St, 11/14/19)
 Rebs: 8 (vs Loyola MD, 11/8/19)
 FGM: 3, 3x (last vs Virginia Tech, 2/20/20)
 FGA: 8, 2x (last vs Tennessee, 11/11/19)
 3FGM: 2, 2x (last vs Pitt, 2/9/20)
 3FGA: 5, 2x (last vs Pitt, 2/9/20)
 FTM: 5 (vs Michigan St, 11/14/19)
 FTA: 8 (vs Michigan St, 11/14/19)
 Ast: 4 (vs Pitt, 2/9/20)
 Blk: 3 (vs WKU, 12/19/18)
 Stl: 3 (at Boston College, 2/13/20)
 Min: 26 (at UConn, 12/8/19)

UPDATE

- Played in all 27 games, including 4 starts. Averages 13.6 minutes.
- Contributing from three: Connected from deep in three of the last five games.
- Collected a career high 3 steals at Boston College on Feb. 13.
- Went back-to-back games with a three for the Irish. After hitting a critical three in the 2nd half at Wake Forest on Feb. 6, Cosgrove went 2-for-5 from beyond the arc vs Pitt on Feb. 9, which tied her career best. She also dished out a career high 4 assists to go with her 8 points.
- Knocked down a three at Duke (1/16) to go with one steal and one block in eight minutes of play.
- Played a career high 26 minutes at No. 4 UConn, logging a made three and three rebounds.
- Started against No. 21 USF (11/30), dishing out a career high 3 assists to go with her 5 points.
- Notched her first career start at No. 21 Michigan (11/25), tallying four points.
- Broke out against No. 16 Michigan State (11/14) with a career high 12 points, including a career best 5-for-8 day from the free-throw line.
- Reeled in a career best 8 rebounds against Loyola Maryland in the home opener on Nov. 8.
- Opened the season in Fordham, less than an hour away from her hometown. Collected two points, one block and two boards.

SEASON

1..... Double-Figure Scoring.....1

CAREER

2019-20 GAME-BY-GAME STATISTICS

Date	Opponent	GS	MIN	FG-A	3P-A	FT-A	RB	PF	A	TO	ST	BL	PTS
11/5	@ Fordham	12	1-4	0-1	0-0	0-2-2	0	0	3	0	1	2	
11/8	Loyola MD	20	2-8	0-1	2-2	3-5-8	3	1	1	1	1	6	
11/11	Tennessee	21	1-8	1-3	0-0	2-1-3	3	1	1	0	0	3	
11/14	Michigan St	14	3-5	1-1	5-8	4-1-5	1	0	2	0	1	12	
11/20	Toledo	20	1-4	0-0	0-0	0-2-2	0	1	2	2	0	2	
11/23	@ Michigan	* 17	2-4	0-1	0-0	0-1-1	5	1	3	0	1	4	
11/28	vs FGCU	12	1-3	0-0	1-1	0-1-1	0	1	1	1	0	3	
11/29	vs South Dakota St	23	1-7	0-2	1-2	2-1-3	0	2	1	0	2	3	
11/30	vs USF	* 22	1-2	1-1	2-4	1-2-3	2	3	2	0	0	5	
12/4	Minnesota	* 5	0-1	0-0	0-0	0-2-2	0	0	1	0	0	0	
12/8	@ UConn	* 26	1-5	1-5	0-0	0-3-3	2	1	1	0	1	3	
12/11	DePaul	1	0-0	0-0	0-0	0-0-0	0	0	0	0	0	0	
12/29	Clemson	15	1-3	0-0	0-0	0-1-1	1	0	0	0	0	2	
1/2	@ Pittsburgh	4	0-1	0-0	0-0	0-1-1	2	1	0	0	0	0	
1/5	@ Syracuse	9	0-2	0-0	0-0	0-0-0	1	0	1	1	0	0	
1/9	Boston College	4	1-1	0-0	0-0	0-0-0	0	0	1	0	0	2	
1/12	NC State	22	0-7	0-4	0-0	2-0-2	3	0	1	0	0	0	
1/16	@ Duke	8	1-3	1-1	0-0	1-0-1	1	0	2	1	1	3	
1/19	Miami	3	0-2	0-0	0-0	1-1-2	0	0	1	0	1	0	
1/26	@ Virginia	15	1-4	0-2	2-2	0-3-3	4	0	4	0	1	4	
1/30	Louisville	10	0-4	0-1	0-0	0-1-1	1	0	0	0	0	0	
2/2	@ Georgia Tech	10	0-2	0-2	0-0	0-3-3	2	1	0	0	0	0	
2/6	@ Wake Forest	12	1-3	1-2	0-0	1-2-3	2	0	1	0	1	3	
2/9	Pittsburgh	19	3-7	2-5	0-0	0-4-4	4	4	2	0	0	8	
2/13	@ Boston College	16	0-2	0-1	0-0	0-2-2	3	1	0	3	0	0	
2/16	@ Louisville	11	0-2	0-2	0-0	0-0-0	1	0	0	0	0	0	
2/20	Virginia Tech	17	3-5	1-3	0-0	1-1-2	1	0	0	0	0	7	
2/23	Syracuse												
2/27	UNC												
3/1	@ Florida St												

COSGROVE'S OVERALL CAREER STATISTICS

SEASON	TEAM	GP-GS	MIN/AVG	FG-FGA	FG%	3FG-FGA	3FG%	FT-FTA	FT%	OFF	DEF	TOT	AVG	PF-FO	AST	TO	BLK	STL	PTS	AVG
2018-19	ND	27-0	132/4.9	14-48	.292	9-35	.257	0-0	.000	4	14	18	0.7	14-0	5	8	6	1	37	1.4
2019-20	ND	27-4	366/13.6	25-99	.253	9-38	.237	13-19	.684	18	40	58	2.1	42-1	18	31	11	9	72	2.7
TOTAL		54-4	498/9.2	39-147	.265	18-73	.247	13-19	.684	22	54	76	1.4	56-1	23	39	17	10	109	2.0



DESTINEE WALKER 24

5-10 // GRADUATE // GUARD

ORLANDO, FLORIDA

NORTH CAROLINA // LAKE HIGHLAND

UPDATE

- Played in all 27 games, starting in all but one. Averages 35.2 minutes, which ranks 6th in the ACC.
- Participating in her first full season of basketball since the 2016-17 campaign with the Tar Heels.
- Leads the Irish in 20+ scoring performances with 8, which also sets a new career best - previous was four set her sophomore year at UNC (2016-17). Her 8 games is tied for 6th in the ACC.
- For the first time of her career, Walker achieved three straight games with 20+ points from Feb. 6-13. Walker totaled 69 points in said span, averaging 23.0 ppg on 48.9 percent shooting. She was also 8-of-17 from three (.471) and 15-of-17 (.882) from the line. Walker is still on the best stretch of her season, posting six straight with double-digit points.
- Only Virginia's Jocelyn Willoughby (20.8 ppg) and Florida State's Nicki Ekhomu (19.2 ppg) are having a better February than Walker (19.2 ppg) amongst ACC players.
- 3 big 4th quarter pushes in February: 12 points vs. Virginia Tech, 8 vs. Pitt and 10 vs. Wake.
- Scored 12 of her 19 points vs. Virginia Tech (2/20) in the 4th quarter, helping cut a 22-point deficit to 5.
- Walker almost single-handedly won the game in Boston College (2/13), pouring in 21 points, including a go-ahead basket with 1.2 seconds on the clock.
- Walker tallied 24 points in just 26 minutes of play vs. Pitt (2/9), nearly missing the entire third quarter due to foul trouble. She converted 4-of-7 from three-point range and dished out a season best 4 assists.
- After sitting with two points at the half at Wake Forest (2/6), Walker willed the Irish to victory by scoring 12 points in the third and 10 points in the fourth.
- Went 4-of-5 from three vs. Miami (1/19), finishing with 21 points.
- Recorded her best quarter of the season in the first at Syracuse on Jan. 5 with 12 points. Has twice done so now after her third quarter at Wake Forest on Feb. 6.
- Willed the Irish to victory at Pitt (1/2) in the final minutes: Recorded an impressive reverse layup at 2:05, dished the assist to Vaughn at 1:33, earned a crucial steal with 23 seconds left, then converted three free throws in the final 20 seconds for the 60-52 win. Totaled 16 points for the game.
- Exploded with a season best 27 points at No. 21 Michigan (11/23), tying her career high from beyond the arc with five made three's (5-for-8). She scored nine of the team's 14 third quarter points.
- Walker hit the game-winning basket for the Irish in the 54-51 win over Toledo (11/20), tallying 12 points in the game.
- Her 99 made free-throws leads the team and ranks 63rd in the country, while her .767 free-throw percentage ranks 8th in the ACC.
- In her Irish debut, Walker stepped up with a 10-point, 10-rebound, double-double in 38 minutes of play. The 10 boards tied her career high.

SEASON BESTS

Pts: 27 (at Michigan, 11/23/19)
 Rebs: 10 (at Fordham, 11/5/19)
 FGM: 9, 2x (last at Michigan, 11/23/19)
 FGA: 22 (vs Virginia Tech, 2/20/20)
 3FGM: 5 (at Michigan, 11/23/19)
 3FGA: 9, 2x (last at Syracuse, 1/5/20)
 FTM: 7, 2x (last at Wake, 2/6/20)
 FTA: 10 (at Virginia, 1/26/20)
 Ast: 4, 2x (last vs Pitt, 2/9/20)
 Blk: 1, 4x (last vs Boston College, 1/9/20)
 Stl: 4, 3x (last at Wake, 2/6/20)
 Min: 40 (at Georgia Tech, 2/2/20)

CAREER BESTS

Pts: 32 (vs Florida A&M, 11/17/15)
 Rebs: 10, 2x (last at Fordham, 11/5/19)
 FGM: 10, 2x (last vs Iona, 11/21/15)
 FGA: 22 (vs Virginia Tech, 2/20/20)
 3FGM: 5, 3x (last at Michigan, 11/23/19)
 3FGA: 12 (vs Louisville, 2/4/16)
 FTM: 10 (vs Florida A&M, 11/17/15)
 FTA: 10, 2x (last vs Jacksonville, 12/20/16)
 Ast: 6 (vs Pacific, 11/25/15)
 Blk: 1, 7x (last vs Boston College, 1/9/20)
 Stl: 4, 4x (last at Wake, 2/6/20)
 Min: 45 (vs Pitt, 3/2/16)

KEY STATISTICS

POINTS	3PT FG	FT%	FT MADE
14.7	1.3	.767	3.7
LEADS TEAM 11TH IN ACC	2ND ON TEAM	LEADS TEAM 8TH IN ACC	LEADS TEAM

SEASON

22	Double-Figure Scoring	62
8	20-Point Games	15
0	30-Point Games	1
1	Double-Doubles	2
1	Double-Figure Rebounds	2


CAREER

2019-20 GAME-BY-GAME STATISTICS

Date	Opponent	GS	MIN	FG-A	3P-A	FT-A	RB	PF	A	TO	ST	BL	PTS
11/5	@ Fordham	*	38	3-9	0-2	4-6	3-7-10	2	0	1	1	0	10
11/8	Loyola MD	*	33	9-15	0-1	6-7	3-3-6	2	4	1	2	1	19
11/11	Tennessee	*	36	5-13	3-7	5-6	1-1-2	3	2	2	4	0	18
11/14	Michigan St	*	35	0-2	0-1	4-6	2-0-2	5	1	1	1	0	4
11/20	Toledo	*	37	6-17	0-3	0-0	2-4-6	1	2	1	1	0	12
11/23	@ Michigan	*	33	9-14	5-8	4-6	0-2-2	3	1	1	4	0	27
11/28	vs FGCU	*	39	2-7	0-2	0-0	0-4-4	2	0	4	0	0	4
11/29	vs South Dakota St	*	38	4-16	0-9	4-6	0-1-1	4	1	1	2	0	12
11/30	vs USF	*	37	6-16	1-7	4-7	1-3-4	1	1	1	1	0	17
12/4	Minnesota	*	35	4-7	0-1	4-4	1-1-2	0	0	2	0	0	12
12/8	@ UConn	*	30	1-7	0-3	0-0	0-3-3	2	0	2	1	0	2
12/11	DePaul	*	30	8-12	2-3	2-3	0-5-5	4	1	5	0	0	20
12/29	Clemson	*	37	3-15	1-6	3-4	3-2-5	1	2	1	0	1	10
1/2	@ Pittsburgh	*	29	5-11	1-4	5-6	1-4-5	2	1	0	3	0	16
1/5	@ Syracuse	*	38	8-17	4-9	5-8	0-6-6	5	3	1	1	1	25
1/9	Boston College	*	36	7-15	1-7	6-6	0-1-1	3	3	3	1	1	21
1/12	NC State	*	35	4-15	0-6	3-4	3-1-4	2	2	2	0	0	11
1/16	@ Duke	*	32	2-13	0-7	2-2	1-6-7	3	2	1	1	0	6
1/19	Miami	*	38	6-11	4-5	5-6	3-4-7	2	2	2	1	0	21
1/26	@ Virginia	*	34	2-12	1-6	6-10	2-2-4	1	2	3	2	0	11
1/30	Louisville	*	25	1-10	1-4	0-0	1-1-2	0	0	0	0	0	3
2/2	@ Georgia Tech	*	40	4-11	0-3	7-8	0-4-4	3	2	1	2	0	15
2/6	@ Wake Forest	*	39	8-15	1-4	7-8	2-1-3	3	0	4	4	0	24
2/9	Pittsburgh	*	26	8-11	4-7	4-5	0-2-2	4	4	5	0	0	24
2/13	@ Boston College	*	38	7-21	3-6	4-4	3-6-9	2	1	3	0	0	21
2/16	@ Louisville	*	39	4-16	2-5	2-2	2-2-4	1	3	4	3	0	12
2/20	Virginia Tech	*	39	8-22	0-5	3-4	4-3-7	4	2	3	1	0	19
2/23	Syracuse												
2/27	UNC												
3/1	@ Florida St												

WALKER'S OVERALL CAREER STATISTICS

SEASON	TEAM	GP-GS	MIN/AVG	FG-FGA	FG%	3FG-FGA	3FG%	FT-FTA	FT%	OFF	DEF	TOT	AVG	PF-FO	AST	TO	BLK	STL	PTS	AVG
2015-16	UNC	32-31	1194/37.3	160-428	.374	48-180	.267	78-96	.813	31	86	117	3.7	66-0	79	91	2	35	446	13.9
2016-17	UNC	21-20	684/32.6	91-238	.382	39-115	.339	40-55	.727	24	54	78	3.7	48-1	42	45	1	24	261	12.4
2018-19	UNC	4-0	39/9.7	2-7	.286	1-1	1.000	5-6	.833	2	2	4	1.0	4-0	2	2	0	0	10	2.5
2019-20	ND	27-26	951/35.2	131-349	.375	35-134	.261	99-129	.767	37	80	117	4.3	65-2	42	55	4	36	396	14.7
TOTAL FOR ND		27-26	951/35.2	131-349	.375	35-134	.261	99-129	.767	37	80	117	4.3	65-2	42	55	4	36	396	14.7
TOTAL		84-77	2868/34.1	384-1022	.376	123-430	.286	222-286	.776	94	222	316	3.8	183-3	165	193	7	95	1113	13.3



MIK VAUGHN 30

6-3 // JUNIOR // CENTER

PHILADELPHIA, PENNSYLVANIA

PAUL VI / FRIENDS' CENTRAL

UPDATE

- Athletic status - Sophomore. Started in all 16 games in which she's played. Averages 26.0 minutes
- Made her first career start for the Irish in the season opener at Fordham. Vaughn was closing in on a double-double with eight points and nine boards in 20 minutes of action before being sidelined with a right knee injury. Vaughn also set a career high in assists with four.
- Missed 11 games due to an ACL sprain in her right knee - opposite knee of what she tore in her freshman season. Returned from injury against Clemson on Dec. 29.
- Posted 7 double-digit scoring games since her return - in 6 of the 7, Vaughn has recorded at least 16 points, which included two double-doubles.
- Scored double-digit points by the half on 4 separate occasions this season, and all 4 have been on the road: Pitt, Syracuse, Duke and Georgia Tech.
- Been highly efficient from the field since returning, converting 57.1 percent from the floor.
- Averages 3.1 offensive rebounds/game in ACC play, which ranks 5th.
- Recorded her first career double-double at Syracuse (1/5) with 16 points and a career-high tying 11 boards.
- Poured in 18 points at Duke (1/16), recording her second double-double with a career-high tying 11 boards.
- Went 7-of-8 from the field for 16 points in the win over Miami (1/19).
- Dished out a career best five assists vs. No. 5 Louisville. It marked her first 5+5+5 Stat Stuffer game, earning eight points and five boards as well.
- Carried the Irish to victory at Georgia Tech on Feb. 2, scoring a career high 20 points on 10-of-15 shooting from the field.
- Iced the 75-71 win at Wake Forest on Feb. 6 with a free-throw in the final 10 seconds of the game.
- Garnered back-to-back games with double-digit rebounds for the first time of her career. Vaughn reeled in 10 rebounds each vs. Pitt (2/9) and at Boston College (2/13).
- Another efficient outing vs. No. 5 Louisville, going 8-of-10 from the field to notch 16 points.

SEASON BESTS

Pts: 20 (at Georgia Tech, 2/2/20)
 Rebs: 11, 2x (at Duke, 1/16/20)
 FGM: 10 (at Georgia Tech, 2/2/20)
 FGA: 19 (at Pitt, 1/2/20)
 3FGM:
 3FGA:
 FTM: 4 (at Duke, 1/16/20)
 FTA: 5 (at Duke, 1/16/20)
 Ast: 5 (vs Louisville, 1/30/20)
 Blk: 3, 2x (last vs Boston College, 1/9/20)
 Stl: 4 (vs Clemson, 12/29/19)
 Min: 34 (vs Boston College, 1/9/20)

CAREER BESTS

Pts: 20 (at Georgia Tech, 2/2/20)
 Rebs: 11, 3x (last at Duke, 1/16/20)
 FGM: 10 (at Georgia Tech, 2/2/20)
 FGA: 19 (at Pitt, 1/2/20)
 3FGM:
 3FGA:
 FTM: 4, 2x (last at Duke, 1/16/20)
 FTA: 5 (at Duke, 1/16/20)
 Ast: 5 (vs Louisville, 1/30/20)
 Blk: 4, 2x (last vs Wake Forest, 1/13/19)
 Stl: 4 (vs Clemson, 12/29/19)
 Min: 34 (vs Boston College, 1/9/20)

KEY STATISTICS

POINTS	REBOUNDS	FG%	BLOCKS
10.3	7.0	.568	1.2
4TH ON TEAM	LEADS TEAM	LEADS TEAM	LEADS TEAM

SEASON

7 Double-Figure Scoring.....	10
4 Double-Figure Rebounds.....	5
2 Double-Doubles.....	2
1 20-Point Games.....	1


CAREER

2019-20 GAME-BY-GAME STATISTICS

Date	Opponent	GS	MIN	FG-A	3P-A	FT-A	RB	PF	A	TO	ST	BL	PTS
11/5	@ Fordham	*	20	3-6	0-0	2-3	2-7-9	0	4	3	1	0	8
11/8	Loyola MD	DNP											
11/11	Tennessee	DNP											
11/14	Michigan St	DNP											
11/20	Toledo	DNP											
11/23	@ Michigan	DNP											
11/28	vs FGCU	DNP											
11/29	vs South Dakota St	DNP											
11/30	vs USF	DNP											
12/4	Minnesota	DNP											
12/8	@ UConn	DNP											
12/11	DePaul	DNP											
12/29	Clemson	*	23	4-5	0-0	0-0	0-2-2	2	1	2	4	0	8
1/2	@ Pittsburgh	*	29	8-19	0-0	1-1	6-3-9	4	3	1	2	2	17
1/5	@ Syracuse	*	28	7-8	0-0	2-3	5-6-11	5	0	1	0	3	16
1/9	Boston College	*	34	2-6	0-0	2-2	5-4-9	3	4	0	0	3	6
1/12	NC State	*	25	3-3	0-0	0-0	0-1-1	3	2	2	3	2	6
1/16	@ Duke	*	32	7-11	0-0	4-5	7-4-11	3	0	3	2	1	18
1/19	Miami	*	24	7-8	0-0	2-2	4-4-8	4	3	4	0	1	16
1/26	@ Virginia	*	23	2-3	0-0	1-2	1-3-4	3	1	3	1	0	5
1/30	Louisville	*	29	3-8	0-0	2-4	2-3-5	2	5	1	1	1	8
2/2	@ Georgia Tech	*	29	10-15	0-0	0-0	2-5-7	4	0	1	1	1	20
2/6	@ Wake Forest	*	28	4-12	0-0	3-4	3-1-4	4	4	1	1	0	11
2/9	Pittsburgh	*	19	0-2	0-0	2-2	2-8-10	2	2	3	0	1	2
2/13	@ Boston College	*	22	2-3	0-0	0-0	2-8-10	4	2	1	1	2	4
2/16	@ Louisville	*	29	8-10	0-0	0-0	4-2-6	3	0	4	1	2	16
2/20	Virginia Tech	*	21	1-6	0-0	1-2	3-3-6	1	0	4	1	0	3
2/23	Syracuse												
2/27	UNC												
3/1	@ Florida St												

VAUGHN'S OVERALL CAREER STATISTICS

SEASON	TEAM	GP-GS	MIN/AVG	Field Goals		3-Point		F-Throws		Rebounds				Scoring						
				FG-FGA	FG%	3FG-FGA	3FG%	FT-FTA	FT%	OFF	DEF	TOT	AVG	PF-FO	AST	TO	BLK	STL	PTS	AVG
2017-18	ND	6-0	79/13.2	23-37	.622	0-0	.000	2-6	.333	14	12	26	4.3	11-0	4	8	7	3	48	8.0
2018-19	ND	38-0	362/9.5	53-101	.525	0-0	.000	19-30	.633	41	49	90	2.4	48-1	7	25	24	10	125	3.3
2019-20	ND	16-16	416/26.0	71-125	.568	0-0	.000	22-30	.733	48	64	112	7.0	47-1	31	34	19	19	164	10.3
TOTAL		60-16	857/14.3	147-263	.559	0-0	.000	43-66	.652	103	125	228	3.8	106-2	42	67	50	32	337	5.6



SAM BRUNELLE 33

6-2 // FRESHMAN // FORWARD

RUCKERSVILLE, VIRGINIA

WILLIAM MONROE

UPDATE

• Brunelle (13.3), Gilbert (13.3) and Peoples (12.6 ppg) lead all freshmen in the ACC in scoring. The next highest is Virginia Tech's Elizabeth Kitley's 11.9. Also leads ACC freshmen in shooting percentage at .392.

• Brunelle's 13.3 ppg ranks 7th all-time at ND for a freshman. The top spot belongs to Beth Morgan (17.9).

• Brunelle leads all ACC freshmen in the Points + Assists + Rebounds/Game category at 20.5. Furthermore, only three ACC freshmen average at least 10 points, 5 rebounds and 1.5 assists: Brunelle, Peoples & Clemson's Amari Robinson.

• Her 4 20+ scoring games leads all freshmen in the ACC. She is 1-of-7 ACC players overall to record a 30-point outing.

• Became the first player to start her Irish career with seven double-digit scoring performances - previous record was four. Now boasts 19 total for the year.

• Brunelle/Gilbert/Peoples could become the first freshmen trio to all finish with a double-digit scoring average. Also looking to become the highest scoring freshmen pairing in ND history: Arike Ogunbowale (11.4) and Marina Mabrey (10.7), 2015-16 // Mary Beth Schueth (13.0) and Carries Bates (12.4), 1981-82.

• Nationally, among freshmen at power-five schools, Brunelle's scoring average ranks 7th.

• Only two freshmen pairs in all of Division-I to average 13.0 ppg or higher --> ND's Brunelle and Gilbert & Fresno State's Haley & Hanna Cavinder.

• Finding her three-point game: Brunelle went 13-of-68 (.191) from three over the first 14 games. However, she's flipped the script. Brunelle's converted 31-of-85 (.365) from three over the last 13 games.

• Averaging 2.1 threes in ACC play, which ranks 9th. Shooting .348 from deep in league play, which ranks 5th.

• Her 44 made threes ranks third among ND freshmen all-time: Beth Morgan (46) and Alicia Ratay (73).

• Went 6-of-10 from deep to tally 20 points vs. Virginia Tech (2/20). Her 6 treys were the second most in a single game by a ND freshman, behind Alicia Ratay's 7 at Rutgers on 2/19/00.

• Brunelle went off in the win over Miami (1/19), scoring 20 of her 25 points in the 2nd half. Then notched back-to-back games with 20+ points for the first time with 21 at Virginia (1/26).

• Exploded with a career high 31 points on 13-of-18 shooting vs. DePaul on Dec. 11. Her 31-point performance also tied the Notre Dame individual scoring record for a freshmen, tying both Skylar Diggins and Katryna Gaither.

• 4th Quarter surges: Brunelle scored seven of her 19 points in the fourth against Minnesota (12/4). Scored nine of her 11 points in the fourth at No. 21 Michigan (11/23). Scored 11 of her 19 points in the fourth vs. No. 16 Michigan State (11/14).

• Notched her second double-double with an 11-point, 12-rebound performance against FGCU (11/28). All 12 boards were defensive rebounds, which marked a career best for that category.

• Logged her first double-double of her career with 19 points and 13 rebounds against Toledo (11/20).

• Peoples and Brunelle became the first pair of freshmen starters for a season opener since Teresa Borton & Jacqueline Batteast started the 2001-02 season opener.

• Fun Fact: Wants to go into broadcasting - already hosting a segment in the Muffet McGraw Radio Show this year called Sam's Saloon.

SEASON BESTS

Pts: 31 (vs DePaul, 12/11/19)
 Rebs: 13 (vs Toledo, 11/20/19)
 FGM: 13 (vs DePaul, 12/11/19)
 FGA: 20 (at Duke, 1/16/20)
 3FGM: 6 (vs Virginia Tech, 2/20/20)
 3FGA: 12 (at Virginia, 1/26/20)
 FTM: 6 (vs Toledo, 11/20/19)
 FTA: 10 (vs Toledo, 11/20/19)
 Ast: 3, 5x (last at Georgia Tech, 2/2/20)
 Blk: 4 (at Pitt, 1/2/20)
 Stl: 4 (at Boston College, 2/13/20)
 Min: 42 (at Syracuse, 1/5/20)

CAREER BESTS

Pts: 31 (vs DePaul, 12/11/19)
 Rebs: 13 (vs Toledo, 11/20/19)
 FGM: 13 (vs DePaul, 12/11/19)
 FGA: 20 (at Duke, 1/16/20)
 3FGM: 6 (vs Virginia Tech, 2/20/20)
 3FGA: 12 (at Virginia, 1/26/20)
 FTM: 6 (vs Toledo, 11/20/19)
 FTA: 10 (vs Toledo, 11/20/19)
 Ast: 3, 5x (last at Georgia Tech, 2/2/20)
 Blk: 4 (at Pitt, 1/2/20)
 Stl: 4 (at Boston College, 2/13/20)
 Min: 42 (at Syracuse, 1/5/20)

KEY STATISTICS

POINTS	REBOUNDS	3PT FG	FG%
13.3	5.7	1.6	.392
3RD ON TEAM	2ND ON TEAM	LEADS TEAM	3RD ON TEAM
LEADS ACC FRESHMEN		LEADS ACC FR.	LEADS ACC FR.

SEASON

CAREER

19	Double-Figure Scoring	19
2	Double-Figure Rebounds	2
2	Double-Doubles	2
4	20-Point Games	4
1	30-Point Games	1

2019-20 GAME-BY-GAME STATISTICS

Date	Opponent	GS	MIN	FG-A	3P-A	FT-A	RB	PF	A	TO	ST	BL	PTS
11/5	@ Fordham	*	33	4-12	2-6	4-4	2-3-5	3	3	5	2	0	14
11/8	Loyola MD	*	34	6-15	0-5	0-0	3-6-9	1	3	4	0	2	12
11/11	Tennessee	*	32	6-18	2-11	2-2	1-2-3	4	0	3	1	0	16
11/14	Michigan St	*	37	7-13	2-6	3-6	1-7-8	1	3	2	1	3	19
11/20	Toledo	*	37	6-12	1-6	6-10	3-10-13	2	0	2	2	3	19
11/23	@ Michigan	*	39	5-11	1-5	1-2	1-3-4	4	2	2	1	2	12
11/28	vs FGCU	*	30	4-12	1-5	2-4	0-12-12	5	2	3	0	1	11
11/29	vs South Dakota St	*	27	1-7	1-4	4-4	0-2-2	3	0	0	0	0	7
11/30	vs USF	*	33	4-13	2-5	0-0	1-3-4	3	1	1	0	0	10
12/4	Minnesota	*	38	9-18	0-3	1-1	0-6-6	4	3	5	0	2	19
12/8	@ UConn	*	19	2-10	0-3	0-0	1-5-6	1	2	2	0	0	4
12/11	DePaul	*	38	13-18	1-3	4-5	1-6-7	1	2	2	0	1	31
12/29	Clemson	*	31	2-6	0-3	1-2	1-2-3	3	1	4	2	0	5
1/2	@ Pittsburgh	*	32	4-11	0-3	0-0	0-5-5	1	2	6	0	4	8
1/5	@ Syracuse	*	42	5-16	2-5	0-2	3-4-7	2	1	3	1	1	12
1/9	Boston College	*	33	6-14	3-7	0-0	1-7-8	2	1	4	0	0	15
1/12	NC State	*	27	2-8	2-7	0-0	1-1-2	3	1	1	0	0	6
1/16	@ Duke	*	39	6-20	4-11	0-0	4-4-8	2	1	8	1	1	16
1/19	Miami	*	36	11-18	3-5	0-0	1-3-4	1	0	3	2	0	25
1/26	@ Virginia	*	39	6-17	4-12	5-6	0-5-5	0	2	3	2	3	21
1/30	Louisville	*	39	6-15	2-8	3-4	3-6-9	1	1	6	1	1	17
2/2	@ Georgia Tech	*	37	2-7	0-2	3-3	0-4-4	2	3	1	0	2	7
2/6	@ Wake Forest	*	33	4-11	2-5	0-0	2-5-7	2	2	2	0	0	10
2/9	Pittsburgh	*	16	2-8	2-7	4-4	1-3-4	4	1	2	0	0	10
2/13	@ Boston College	*	36	4-16	1-1	0-0	1-2-3	4	2	3	4	0	9
2/16	@ Louisville	*	32	2-9	0-3	0-0	2-4-6	0	0	2	0	0	4
2/20	Virginia Tech	*	36	7-12	6-10	0-0	0-1-1	2	1	2	3	1	20
2/23	Syracuse												
2/27	UNC												
3/1	@ Florida St												

BRUNELLE'S OVERALL CAREER STATISTICS

SEASON	TEAM	GP-GS	MIN/AVG	FG-FGA	FG%	3FG-FGA	3FG%	FT-FTA	FT%	OFF	DEF	TOT	AVG	PF-FO	AST	TO	BLK	STL	PTS	AVG
2019-20	ND	27-27	905/33.5	136-347	.392	44-151	.291	43-59	.729	34	121	155	5.7	61-1	40	81	27	23	359	13.3
TOTAL		27-27	905/33.5	136-347	.392	44-151	.291	43-59	.729	34	121	155	5.7	61-1	40	81	27	23	359	13.3

SCORING

Player scored 25 points	Sam Brunelle (25), vs Miami, 1/19/20
Player scored 30 points	Sam Brunelle (31) vs DePaul, 12/11/19
Player scored 35 points	Jessica Shepard (39) vs DePaul, 12/17/17
Player scored 40 points	Jewell Loyd (41) at DePaul, 12/10/14
Player came off bench and scored 20 points	Jackie Young (22), vs. Virginia, 3/3/19
Two players scored 20 points	Sam Brunelle (25) & Destinee Walker (21), Miami, 1/19/20
Three players scored 20 points	Jessica Shepard (30), Jackie Young (21), Brianna Turner (20) vs Louisville, 3/10/19 (Greensboro, N.C.)
Three players scored 20 points/consecutive games	Arike Ogunbowale (30), Jessica Shepard (24), Marina Mabrey (23) vs CSUN, 3/16/18; Arike Ogunbowale (24), Jessica Shepard (25), Jackie Young (24) vs. Villanova, 3/18/18
Two players scored 25 points	Arike Ogunbowale (27) & Jessica Shepard (26) vs FSU, 2/10/19
Player scored 25 points/consecutive games	Arike Ogunbowale (27 vs. Georgia Tech, 2/11/18; 27 at Virginia, 2/15/18)
None in double figures	at Seton Hall, 2/8/04
One in double figures	Brianna Turner (25) vs. Duke, 1/26/17
Six in double figures	Arike Ogunbowale (13), Brianna Turner (14), Jessica Shepard (18), Mikayla Vaughn (10), Marina Mabrey (21), Jackie Young (21) vs Binghamton, 12/16/18
Seven in double figures	See eight in double figures
Eight in double figures	Devereaux Peters (20), Natalie Achonwa (19), Kaila Turner (14), Natalie Novosel (13), Skylar Diggins (11), Brittany Mallory (11), Kayla McBride (11) and Markisha Wright (11) vs. Pittsburgh, 1/17/12
ND scored 55 points/half	58 (2nd half) vs Stanford, 4/1/19 (Chicago)
ND scored 60 points/half	60 (1st half) vs Pitt, 1/3/19
ND scored 50 points in both halves	50 (1st) & 53 (2nd) vs. Harvard, 11/9/18
ND scored 100 points/game	103 vs Virginia, 3/3/19
ND scored 100 points/home game	See 100 points
ND scored 100 points/neutral site	100 vs. Duquesne, 12/1/13 (@ Toronto, Ontario)
ND scored 100 points/conference game	103 vs Virginia, 3/3/19
ND scored fewer than 15 points/half	11 (1st half) at West Virginia, 1/13/08
ND scored fewer than 20 points/half	18 (2nd half) at Duke, 1/16/20
ND scored fewer than 50 points/game	49, at Louisville, 2/16/20

FIELD GOAL SHOOTING

Player made every shot from the field (min. 7)	Jessica Shepard (8-8) vs Binghamton, 12/16/18
ND shot 55 percent/consecutive games	56.7 (38-67) at Syracuse, 2/25/19; 55.1 (38-69) vs Virginia, 3/3/19, 58.0 (40-69) vs North Carolina, 3/8/19 (Greensboro, N.C.)
ND shot 60 percent/game	61.4 (35-57) vs Lehigh, 12/30/18
ND shot 65 percent/game	69.8 (37-53) vs WKU, 12/19/18
ND shot 70 percent/game	70.2 (40-57) at Mercer, 12/30/11
ND shot below 25 percent/game	24.5 (13-53) at West Virginia, 1/13/08
ND shot below 30 percent/game	29.5 (18-61) vs Louisville, 1/30/20
ND shot below 35 percent/game and won	33.3 (23-69) at Pitt, 1/2/20
ND shot 65 percent/half	69.2 (18-26) at Syracuse, 2/25/19
ND shot 70 percent/half	See 75
ND shot 75 percent or greater/half	.758 (22-29), 2nd half at Clemson, 1/31/19
ND shot below 25 percent/half	23.3 (7-30), 2nd half vs Louisville, 1/30/20
ND shot below 30 percent/half	28.6 (10-35), 2nd half at Virginia, 1/26/20

THREE-POINT SHOOTING

Player made 4 three-pointers/half	Sam Brunelle (2nd half) vs Virginia Tech, 2/20/20
Player made 5 three-pointers/half	Marina Mabrey (1st half) vs Texas A&M, 3/24/18 (Spokane, Wash.)
Player made 5 three-pointers	Destinee Walker at Michigan, 11/23/19
Player made 6 three-pointers	Sam Brunelle vs Virginia Tech, 2/20/20
Player made 7 three-pointers	Marina Mabrey vs Texas A&M, 3/24/18 (Spokane, Wash.)
Player made 8 three-pointers	Sheila McMillen vs. St. John's, 2/28/98 (@ Piscataway, N.J.)
Player attempted 10 three-pointers	Sam Brunelle (10) vs Virginia Tech, 2/20/20
ND made 10 three-pointers	13 vs Virginia, 3/3/19
ND did not make a three-pointer	vs. Saint Joseph's (Pa.), 12/21/14
ND attempted 20 three-pointers	23 vs Pittsburgh, 2/9/20
ND shot 60 percent 3FG (min. 5 att.)	70.0 (7-10) vs Miami, 1/19/20

FREE-THROW SHOOTING

Player made 10 free-throws	Arike Ogunbowale (12) vs Louisville, 1/10/19
Player made 15 free-throws	Jewell Loyd (15) at DePaul, 12/10/14
Player attempted 15 free-throws	Brianna Turner (16) at North Carolina, 1/15/15
Player made 10 for 10 or better	12-12 by Arike Ogunbowale vs Louisville, 1/10/19
ND shot 90 percent (min. 10 att.)	100.0 (10-10) vs Boston College, 1/9/20
ND shot below 50 percent (min. 10 att.)	46.7 (7-15) at Georgia Tech, 1/6/19
ND made 30 free-throws	31 (attempted 46) vs. UCLA, 11/28/15 (@ Freeport, Bahamas)
ND made fewer than five FTs	4 (attempted 7) vs. Wake Forest, 1/5/17
ND attempted 40 free-throws	46 (made 31) vs. UCLA, 11/28/15 (@ Freeport, Bahamas)
ND attempted fewer than five FTs	2 (made 2) at Connecticut, 3/8/10

REBOUNDS

Player had 15 rebounds	Anaya Peoples (15) vs. DePaul, 12/11/19
Player had 20 rebounds	Natalie Achonwa (20) vs. South Florida, 3/10/13 (@ Hartford, Conn.)
Two players had double-figure rebounds	Mikayla Vaughn (11) & Anaya Peoples (11), at Syracuse, 1/5/20
Three players had double-figure rebounds	Jessica Shepard (12), Kathryn Westbeid (10), and Jackie Young (10) vs Marquette, 12/20/17
ND had 50 rebounds	50 vs Pittsburgh, 2/9/20
ND had 25 offensive rebounds	25 vs Iowa, 11/29/18
ND had 30 offensive rebounds	30 vs Longwood, 12/28/11

DOUBLE-DOUBLES

Points & rebounds/3 consecutive games	See 4
Points & rebounds/4 consecutive games	Jessica Shepard (24/14) vs Texas A&M, 3/30/19; (11/14) vs Stanford, 4/1/19; (20/13) vs UConn, 4/5/19; (11/10) vs Baylor, 4/7/19
Points & rebounds/5 consecutive games	Jessica Shepard (17/10) vs Florida State, 3/3/18; (23/10) vs Louisville, 3/4/18; (24/10) vs CSUN, 3/16/18; (25/10) vs Villanova, 3/18/18; (13/10) vs Texas A&M, 3/24/18 (Spokane, Wash.)
Points & assists	Marina Mabrey (12/12) vs UConn, 4/5/19 (Tampa)
Rebounds & assists	Lindsay Allen (11/10) vs. Virginia 1/29/17
Points & assists/consecutive games	Niele Ivey (12/10) at Valparaiso, 11/17/00; (14/11) vs. Arizona, 11/20/00
Two players had double-doubles	Jessica Shepard (11p/10r) & Brianna Turner (12p/12r) vs Baylor, 4/7/19 (Tampa)
Three players had double-doubles	Jessica Shepard (20p/13r), Brianna Turner (15p/15r), Marina Mabrey (12p/12a), vs UConn, 4/5/19 (Tampa)
20+ points and 10+ rebounds	Anaya Peoples (22p/15r) vs DePaul, 12/11/19
30+ points and 10+ rebounds	Jessica Shepard vs Louisville, 3/10/19 (Greensboro, N.C.)
40+ points and 10+ rebounds	Jewell Loyd (41/12) vs DePaul, 12/10/14
15 points and 15 rebounds	Anaya Peoples (22p/15r) vs DePaul, 12/11/19
20 points and 20 rebounds	Natalie Achonwa (20/20) vs. South Florida, 3/10/13 (@ Hartford, Conn.)

TRIPLE DOUBLES (8 in school history)

Jackie Young (22p/10r/11a) vs Virginia, 3/3/19
Jackie Young (16p/12r/10a) at Tennessee, 1/24/19
Lindsay Allen (11p/11r/12a) at Chattanooga, 12/27/16
Marina Mabrey (18p/10a/12s) at Valparaiso, 11/23/15
Skylar Diggins (17p/10r/10a) at DePaul, 2/24/13
Skylar Diggins (22p/10r/11a) vs Maryland, 3/27/12 (@ Raleigh, N.C.)
Sara Liebscher (17p/12r/10a) vs. Detroit, 2/15/90
Mary Gavin (11p/14a/10s) vs. Marquette, 1/31/87

ASSISTS

Player had 10 assists	Marta Sniezek (10) at Syracuse, 1/5/20
Player had 10 assists/consecutive games	Jackie Young - 12 at Syracuse, 2/25/19; 11 vs Virginia, 3/3/19
Player had 15 assists	Mary Gavin (17) at Marquette, 2/28/87
ND had 30 assists	30 at Georgia Tech, 1/6/19
ND had fewer than 10 assists	7, at Louisville, 2/16/20
ND had fewer than 5 assists	3 vs. Villanova, 3/8/09 (@ Hartford, Conn.)

BLOCKED SHOTS

Player blocked 5 shots	Brianna Turner (5) vs UConn, 4/5/19
Player blocked 6 shots	Jessica Shepard (6) at Penn, 12/9/17
Player blocked 7 shots	Brianna Turner (7) vs. Boston College, 2/23/17
Player blocked 10 shots	Amanda Barksdale (11) vs. Boston College, 2/10/02
ND blocked 10 shots	12 vs WKU, 12/19/18
ND blocked 15 shots	16 vs. Boston College, 2/10/02
ND blocked 0 shots	vs. Boston College, 1/14/18

STEALS

Player had 5 steals	Katlyn Gilbert (6) at Duke, 1/16/20
Player had 10 steals	Marina Mabrey (12) at Valparaiso, 11/23/15
ND had 20 steals	21 vs. Saint Francis (Pa.), 12/31/12

TURNOVERS

ND committed 25 or more	26 at Duke, 1/16/20
ND committed 25 or more and won	See 25 or more
ND committed 30 or more	30 at West Virginia, 2/22/11
ND committed 10 or fewer	10 vs South Dakota State, 11/29/19
ND committed 10 or fewer/consecutive games	9 vs Texas A&M, 3/30/19 (Chicago); 7 vs Stanford, 4/1/19 (Chicago); 9 vs UConn, 4/5/19 (Tampa); 10 vs Baylor, 4/7/19 (Tampa)
ND committed 5 or fewer	5 vs. Louisville, 3/4/17 (@ Conway, S.C.)

MISCELLANEOUS

Led team in points/rebounds/assists	Jackie Young (18p/13r/5a) vs Syracuse, 3/9/19
Hit "final minute" game-winning shot	Arike Ogunbowale (OT - 0:01), vs UConn, 3/30/18 (Columbus, Ohio); Arike Ogunbowale (4Q - 0:01), vs Mississippi State, 4/1/18 (Columbus, Ohio).
Four-point play	Madison Cable (9:52, 2nd half) vs. Wake Forest, 2/1/15
Made shot from midcourt or beyond	Arike Ogunbowale (50 feet at 0:00, 2nd half) vs. Louisville, 3/4/18
Played every minute	Destinee Walker, at Georgia Tech, 2/2/20
Played more than 40 minutes	Marta Sniezek (41:41) at Syracuse, 1/5/20
ND rallied from 10-point deficit to win	Trailed Wake Forest, 33-23 (2:55 - 2nd), won 75-71, 2/6/20
ND rallied from 15-point deficit to win	Trailed Mississippi State, 40-25 (6:41, 3rd), won 61-58, 4/1/18 (Columbus, Ohio)
ND rallied from 20-point deficit to win	Trailed vs Tennessee, 37-14 (7:03 - 2nd); won 84-70, 1/18/18
ND scored 20 straight points	20-0 run vs. Miami, 1/19/20
ND scored 25 straight points	25-0 run vs. Bethune-Cookman, 3/23/19
ND scored 30 straight points	36-0 run vs. Southeast Missouri State, 1/2/11

OVERTIME

ND played an OT game	at Syracuse (L, 74-63, OT), 1/5/20
ND played multiple overtimes	vs. Connecticut (W, 96-87, 3ot), 3/4/13
ND won an OT game	vs UConn (W, 91-89), 3/30/18 (Columbus, Ohio)
ND won an OT game at home	See played an OT game
ND won an OT game on the road	vs UConn (W, 91-89), 3/30/18 (Columbus, Ohio)
ND lost an OT game	at Syracuse (L, 74-63, OT), 1/5/20

RANKINGS

Played the No. 1 team in the AP poll	vs Baylor (L, 82-81), 4/7/19 (Tampa)
Played the No. 1 team in the WBCA/USA Today poll	vs Baylor (L, 82-81), 4/7/19 (Tampa)
Defeated top-5 opponent	vs #3 Louisville (W, 99-79), 3/10/19 (Greensboro, N.C.)
Defeated top-10 opponent	vs #6 Stanford (W, 84-68), 4/1/19 (Chicago, Ill.)
Defeated top-10 opponent at home	#2 Louisville (W, 82-68), 1/10/19
Defeated top-10 opponent on the road	#10 NC State (W, 95-72), 2/18/19
Defeated top-10 opponent by double digits	s #6 Stanford (W, 84-68), 4/1/19 (Chicago, Ill.)

SCORING MARGINS

ND won by 40-plus points	42 --- ND 92, Bethune-Cookman 50, 3/23/19
ND won by 50-plus points	50 --- ND 97, Boston College 47, 2/13/19
ND won by 60-plus points	60 --- at ND 114, Valparaiso 54, 12/4/16
ND won by 70-plus points	75 --- at ND 104, Holy Cross 29, 11/23/14
ND lost by 10-19 at home	See 30
ND lost by 20-29 points	See 30
ND lost by 20-29 points at home	See 30
ND lost by 20-29 points on the road	30 --- at Virginia 90, ND 60, 1/26/20
ND lost by 30-plus points	33 --- at Louisville 82, ND 49, 2/16/20

LAST TIME OPPONENT ...**SCORING**

Player scored 25 points	Kiara Lewis (28), at Syracuse, 1/5/20
Player scored 30 points	Rennia Davis (33), Tennessee, 11/11/19
Player scored 35 points	Chennedy Carter (35), Texas A&M, 3/30/19 (Chicago)
Two players scored 20 points	Kiara Lewis (28) & Emily Engstler (22), at Syracuse, 1/5/20
Three players scored 20 points	Sonya Morris (29), Chante Stonewall (20) & Dee Bekelja (20), DePaul, 12/11/19
Two players scored 25 points	Brittney Griner (32) and Odyssey Sims (25) at Baylor, 11/20/11
None in double figures	vs Pitt, 1/3/19
Five in double figures	Sonya Morris (29), Chante Stonewall (20), Dee Bekelja (20), Lexi Held (17) & Kelly Campbell (12), DePaul, 12/11/19
Six in double figures	Erika Davenport (19), Danielle King (12), Natisha Hiedeman (12), Allazia Blockton (20), Amani Wilborn (10), Isabelle Spingola (12), Marquette, 12/20/17
Scored 50 points/half	50 (1st half), Louisville, 1/30/20
Scored 55 points/half	56 (1st half), at Louisville, 1/11/18
Scored 60 points/half	63 (2nd half), Northwestern State, 3/24/95 (@ Amarillo, Texas)
Scored 100 points/game	105, DePaul, 12/11/19
Scored 100 points/non-conference game	105, DePaul, 12/11/19
Scored fewer than 15 points/half	13 (1st half), Georgia Tech, 2/3/19
Scored fewer than 20 points/half	20 (1st half), at Duke, 1/16/20
Scored fewer than 40 points/game	37, vs Clemson, 1/21/18

FIELD GOAL SHOOTING

Shot 55 percent/game	56.7 (34-60), vs NC State, 1/12/20
Shot 60 percent/game	65.1 (41-63), at Louisville, 1/11/18
Shot below 20 percent/game	18.6 (11-59), Holy Cross, 11/23/14
Shot below 25 percent/game	24.1 (14-58), at Georgia Tech, 1/2/17

Shot below 30 percent/game	25.7 (18-79), vs Pitt, 2/9/20
Shot 55 percent/half	57.1 (16-28), at Louisville, 2/16/20
Shot 60 percent/half	63.6 (21-33), 1st half vs Louisville, 1/30/20
Shot 65 percent/half	68.2 (15-22), 2nd half by Texas A&M, 4/5/11 (@ Indianapolis, Ind.)
Shot 70 percent/half	71.8 (23-32), 1st half at Louisville, 1/11/18
Shot below 20 percent/half	17.6 (6-34), 1st half at Boston College, 2/13/20
Shot below 25 percent/half	See 20

THREE-POINT SHOOTING

Player made 5 three-pointers	Sonya Morris, DePaul, 12/11/19
Player made 6 three-pointers	Gadiva Hubbard, Minnesota, 12/4/19
Player made 7 or more three-pointers	Kendall Spray (8), Clemson, 12/29/19
Player attempted 10 three-pointers	Gabbie Green (1-12), Pittsburgh, 2/9/20
Made 10 three-pointers	16, DePaul, 12/11/19
Did not make a three-pointer	Duke, 2/16/15
Attempted 30 three-pointers	36, at Syracuse, 1/5/20
Shot 50 percent 3FG (min. 5 att.)	50.0 (9-18) vs Clemson, 12/29/19
Shot 60 percent 3FG (min. 5 att.)	64.7 (11-17) at Louisville, 1/11/18

FREE-THROW SHOOTING

Player made 10 free-throws	Kiara Lewis (13) at Syracuse, 1/5/20
Player made 15 free-throws	Nok Duany (15) at Georgetown, 2/23/02
Player attempted 15 free-throws	Kiara Lewis (18) at Syracuse, 1/5/20
Player made 10 for 10 or better	Allisha Gray (10-10) at North Carolina, 1/15/15
Shot 90 percent (min. 10 att.)	90.9 (10-11), at N.C. State, 2/18/19
Shot below 50 percent (min. 10 att.)	50.0 (6-12), Loyola Maryland, 11/8/19
Made 30 free-throws	32 (attempted 37), Illinois, 11/24/98
Made 5 or fewer FTs	5 (attempted 5), Miami, 1/19/20
Attempted 40 free-throws	45 (made 28), at South Florida, 1/13/07
Attempted fewer than five FTs	5 (made 5), Miami, 1/19/20

REBOUNDS

Player had 15 rebounds	Emily Engstler (15) at Syracuse, 1/5/20
Player had 20 rebounds	Wendy Scholtens (20) at Vanderbilt, 1/8/89
Two players had double-figure rebounds	Emma Guy (12) & Taylor Soule (12), Boston College, 1/9/20
Three players had double-figure rebounds	Aurora Adams (16), Brenda McCunn (11) and Paula Langseth (10), Hawaii, 3/22/81 (@ Anchorage, Alaska)
Had 50 rebounds	55, at Syracuse, 1/5/20
Out-rebounded ND by 10 or more	12, at Boston College, 2/13/20

DOUBLE-DOUBLES

Points & assists	Paris Kea (30p/10a) at North Carolina, 1/27/19
Points & steals	Alexis Jones (16/10) at Duke, 2/2/14
Assists & rebounds	Kylie Kornegay-Lucas (10a/11r), at Virginia, 1/26/20
Two players had double-doubles	Emma Guy (11p/12r) & Taylor Soule (19p/12r), Boston College, 1/9/20
Three players had double-doubles	Mary Raese (24p/10r), Mary Westerwelle (11p/10r) and Netra McGrew (10p/10a), Idaho, 3/21/86 (@ Amarillo, Texas)
15 points and 15 rebounds	Emily Engstler (22p/15r), at Syracuse, 1/5/20
20 points and 10 rebounds	Taylor Soule (20p/10r), at Boston College, 2/13/20
20 points and 20 rebounds	Wendy Scholtens (29/20) at Vanderbilt, 1/8/89
30 points and 10 rebounds	Myisha Hines-Allen (31/12) at Louisville, 1/11/18

TRIPLE-DOUBLES

Points, rebounds, assists	Liad Suez-Karni (14p/10r/10a), Villanova, 2/7/06
Points, rebounds, steals	Diana Vines (23p/11r/12s) at DePaul, 1/24/89

ASSISTS

Player had 10 assists	Taja Cole (11), Virginia Tech, 2/20/20
Player had 15 assists	Veronica Pettry (16) at Loyola-Chicago, 2/18/89
Had 25 assists	25, Louisville, 1/30/20
Had 30 assists	30 at Loyola-Chicago, 2/18/89
Had fewer than 10 assists	9, at Duke, 1/16/20
Had 5 or fewer assists	5, vs ETSU, 11/24/17 (@ Estero, Fla.)

BLOCKED SHOTS

Player blocked 5 shots	Elizabeth Kitley (8), Virginia Tech, 2/20/20
Blocked 10 shots	10, Louisville, 1/30/20
Blocked 15 shots	16 at Connecticut, 1/27/07
Blocked 0 shots	Binghamton, 12/16/18

STEALS

Player had 5 steals	Taja Cole, Virginia Tech, 2/20/20
Player had 6 steals	see player had seven steals

Player had 7 steals
 Player had 10 steals
 Had 15 steals
 Had 20 steals

Kala Green, North Carolina A&T, 3/19/16
 Alexis Jones at Duke, 2/2/14
 16 at Duke, 2/2/14
 24, Georgetown, 1/29/00

TURNOVERS

Player committed 10 turnovers
 Committed 20 turnovers or more and won
 Committed 25 turnovers or more
 Committed 30 turnovers or more
 Committed 35 turnovers or more
 Committed 40 turnovers or more
 Committed 10 turnovers or fewer
 Committed 5 turnovers or fewer

Samantha Logic (11) at Iowa, 3/26/13
 27, at Boston College, 2/13/20
 27, at Boston College, 2/13/20
 31 vs. Valparaiso, 12/4/16
 35, Connecticut, 3/4/13
 46, Akron, 11/11/11
 9, Minnesota, 12/4/19
 5, Oregon, 3/26/18 (Spokane, Wash.)

MISCELLANEOUS

Led team in points/rebounds/assists
 Four-point play
 Hit "final minute" game-winning shot
 Played every minute
 Played more than 40 minutes
 Rallied from 10-point deficit to win
 Led ND by 10 or more at halftime
 Led ND by 15 or more at halftime
 Led ND by 25 or more points

Nicki Ekhomu (26p/8r/6a), Florida State, 2/10/19
 Tori Jankoska (2:44, 1st quarter) at Michigan State, 12/20/16
 Emma Guy (0:01 left), at Boston College, 2/13/20
 Dara Mabrey, Virginia Tech, 2/20/20
 Kiara Lewis (42:17), at Syracuse, 1/5/20
 at Boston College, 2/13/20 (ND led by 15, 43-28, 4:21 left in 3rd quarter. BC won 56-55)
 12, Virginia Tech, (36-24), 2/20/20
 21 vs Louisville (50-29), 1/30/20
 34 at Louisville (82-48) at 1:25 in 4th Q), 2/16/20

NOTRE DAME HIGHS

Notre Dame - Game Highs

POINTS	94	DePaul (12/11/2019)
	84	Loyola Maryland (11/08/2019)
	76	Miami (FL) (01/19/2020)
	76	at Michigan (11/23/2019)
	75	at Wake Forest (02/06/2020)
FIELD GOALS MADE	39	DePaul (12/11/2019)
	33	Loyola Maryland (11/08/2019)
FIELD GOAL ATTEMPTS	71	at Syracuse (01/05/2020)
	70	Tennessee (11/11/2019)
FIELD GOAL PERCENTAGE	.574 (39-68)	DePaul (12/11/2019)
	.500 (30-60)	Miami (FL) (01/19/2020)
	.500 (28-56)	at Michigan (11/23/2019)
3 PT FG MADE	9	Pittsburgh (02/09/2020)
	7	Virginia Tech (02/20/2020)
	7	Miami (FL) (01/19/2020)
	7	Tennessee (11/11/2019)
3 PT FG ATTEMPTS	25	at UConn (12/08/2019)
	25	Tennessee (11/11/2019)
3 PT FG PERCENTAGE	.700 (7-10)	Miami (FL) (01/19/2020)
	.500 (4-8)	DePaul (12/11/2019)
FREE THROWS MADE	20	at Fordham (11/05/2019)
	19	at Virginia (01/26/2020)
FREE THROW ATTEMPTS	33	at Fordham (11/05/2019)
	31	Michigan St. (11/14/2019)
FREE THROW PERCENTAGE	1.000 (10-10)	Boston College (01/09/2020)
	.909 (10-11)	Minnesota (12/04/2019)
REBOUNDS	55	at Syracuse (01/05/2020)
	50	Pittsburgh (02/09/2020)
	50	Loyola Maryland (11/08/2019)
ASSISTS	24	DePaul (12/11/2019)
	23	Miami (FL) (01/19/2020)
STEALS	17	at Michigan (11/23/2019)
	15	at Duke (01/16/2020)
BLOCKED SHOTS	8	Michigan St. (11/14/2019)
	7	at Virginia (01/26/2020)
	7	at Syracuse (01/05/2020)
	7	at Pittsburgh (01/02/2020)
	7	Loyola Maryland (11/08/2019)
TURNOVERS	27	DePaul (12/11/2019)
	26	at Duke (01/16/2020)
FOULS	26	at Michigan (11/23/2019)
	24	at Boston College (02/13/2020)

OPPONENT HIGHS

Opponent - Game Highs

POINTS	105	DePaul (12/11/2019)
	90	at Virginia (01/26/2020)
	90	NC State (01/12/2020)
	86	Louisville (01/30/2020)
	82	at Louisville (02/16/2020)
FIELD GOALS MADE	43	DePaul (12/11/2019)
	34	Louisville (01/30/2020)
	34	at Virginia (01/26/2020)
	34	NC State (01/12/2020)
FIELD GOAL ATTEMPTS	84	DePaul (12/11/2019)
	78	at Syracuse (01/05/2020)
FIELD GOAL PERCENTAGE	.567 (34-60)	DePaul (12/11/2019)
	.540 (34-63)	Louisville (01/30/2020)
3 PT FG MADE	16	DePaul (12/11/2019)
	12	Minnesota (12/04/2019)
3 PT FG ATTEMPTS	41	vs South Fla. (N) (11/30/2019)
	38	at Fordham (11/05/2019)
3 PT FG PERCENTAGE	.552 (16-29)	DePaul (12/11/2019)
	.500 (9-18)	Clemson (12/29/2019)
FREE THROWS MADE	22	at Wake Forest (02/06/2020)
	21	at Michigan (11/23/2019)
FREE THROW ATTEMPTS	36	at Michigan (11/23/2019)
	27	at Wake Forest (02/06/2020)
FREE THROW PERCENTAGE	1.000 (5-5)	Miami (FL) (01/19/2020)
	.875 (14-16)	Michigan St. (11/14/2019)
REBOUNDS	55	at Syracuse (01/05/2020)
	55	Tennessee (11/11/2019)
ASSISTS	25	Louisville (01/30/2020)
	25	at Virginia (01/26/2020)
STEALS	15	DePaul (12/11/2019)
	13	Virginia Tech (02/20/2020)
	13	at Duke (01/16/2020)
BLOCKED SHOTS	12	Tennessee (11/11/2019)
	10	Louisville (01/30/2020)
TURNOVERS	28	Tennessee (11/11/2019)
	27	at Boston College (02/13/2020)
FOULS	27	Michigan St. (11/14/2019)
	27	at Fordham (11/05/2019)

NOTRE DAME LOWS

Notre Dame - Game Lows

POINTS	47	at Duke (01/16/2020)
	49	at Louisville (02/16/2020)
	54	Louisville (01/30/2020)
	54	Toledo (11/20/2019)
	55	at Boston College (02/13/2020)
	55	Clemson (12/29/2019)
FIELD GOALS MADE	18	Louisville (01/30/2020)
	18	at Virginia (01/26/2020)
	18	at Duke (01/16/2020)
FIELD GOAL ATTEMPTS	45	at Georgia Tech (02/02/2020)
	49	vs FGCU (N) (11/28/2019)
FIELD GOAL PERCENTAGE	.281 (18-64)	at Duke (01/16/2020)
	.295 (18-61)	Louisville (01/30/2020)
3 PT FG MADE	0	at Georgia Tech (02/02/2020)
	1	at Pittsburgh (01/02/2020)
	1	Minnesota (12/04/2019)
	1	vs South Dakota St. (N) (11/29/2019)
	1	Toledo (11/20/2019)
	1	Loyola Maryland (11/08/2019)
3 PT FG ATTEMPTS	7	at Georgia Tech (02/02/2020)
	8	at Pittsburgh (01/02/2020)
	8	DePaul (12/11/2019)
	8	Minnesota (12/04/2019)
	8	Michigan St. (11/14/2019)
3 PT FG PERCENTAGE	.000 (0-7)	at Georgia Tech (02/02/2020)
	.059 (1-17)	vs South Dakota St. (N) (11/29/2019)
FREE THROWS MADE	5	at Louisville (02/16/2020)
	5	at UConn (12/08/2019)
FREE THROW ATTEMPTS	7	at Duke (01/16/2020)
	8	at Louisville (02/16/2020)
FREE THROW PERCENTAGE	.500 (11-22)	vs South Fla. (N) (11/30/2019)
	.524 (11-21)	at Syracuse (01/05/2020)
REBOUNDS	24	at Michigan (11/23/2019)
	25	vs South Dakota St. (N) (11/29/2019)
ASSISTS	7	at Louisville (02/16/2020)
	8	vs South Dakota St. (N) (11/29/2019)
	8	Toledo (11/20/2019)
STEALS	2	Minnesota (12/04/2019)
	3	Pittsburgh (02/09/2020)
	3	Boston College (01/09/2020)
	3	vs FGCU (N) (11/28/2019)
BLOCKED SHOTS	1	at Wake Forest (02/06/2020)
	1	Tennessee (11/11/2019)
TURNOVERS	10	vs South Dakota St. (N) (11/29/2019)
	11	at Wake Forest (02/06/2020)
FOULS	9	at Fordham (11/05/2019)

OPPONENT LOWS

Opponent - Game Lows

POINTS	50	at Duke (01/16/2020)
	51	at Georgia Tech (02/02/2020)
	51	vs South Fla. (N) (11/30/2019)
	51	Toledo (11/20/2019)
	52	Pittsburgh (02/09/2020)
	52	at Pittsburgh (01/02/2020)
FIELD GOALS MADE	16	at Pittsburgh (01/02/2020)
	18	Pittsburgh (02/09/2020)
FIELD GOAL ATTEMPTS	53	at Wake Forest (02/06/2020)
	53	Tennessee (11/11/2019)
FIELD GOAL PERCENTAGE	.254 (16-63)	at Pittsburgh (01/02/2020)
	.257 (18-70)	Pittsburgh (02/09/2020)
3 PT FG MADE	2	at Boston College (02/13/2020)
	2	at Georgia Tech (02/02/2020)
3 PT FG ATTEMPTS	14	at Wake Forest (02/06/2020)
	16	at Georgia Tech (02/02/2020)
	16	at Virginia (01/26/2020)
3 PT FG PERCENTAGE	.091 (2-22)	at Boston College (02/13/2020)
	.107 (3-28)	Pittsburgh (02/09/2020)
FREE THROWS MADE	1	at Fordham (11/05/2019)
	3	DePaul (12/11/2019)
	3	vs South Fla. (N) (11/30/2019)
FREE THROW ATTEMPTS	2	at Fordham (11/05/2019)
	5	Miami (FL) (01/19/2020)
	5	vs South Fla. (N) (11/30/2019)
	5	Toledo (11/20/2019)
FREE THROW PERCENTAGE	.353 (6-17)	at Duke (01/16/2020)
	.400 (6-15)	vs FGCU (N) (11/28/2019)
REBOUNDS	33	Miami (FL) (01/19/2020)
	34	vs FGCU (N) (11/28/2019)
ASSISTS	9	at Duke (01/16/2020)
	10	at Boston College (02/13/2020)
	10	Miami (FL) (01/19/2020)
STEALS	3	at Wake Forest (02/06/2020)
	3	vs South Fla. (N) (11/30/2019)
BLOCKED SHOTS	1	Pittsburgh (02/09/2020)
	2	at Duke (01/16/2020)
	2	NC State (01/12/2020)
	2	DePaul (12/11/2019)
	2	Loyola Maryland (11/08/2019)
TURNOVERS	9	Minnesota (12/04/2019)
	10	vs FGCU (N) (11/28/2019)
FOULS	9	at UConn (12/08/2019)
	11	at Louisville (02/16/2020)
	11	at Duke (01/16/2020)

NOTRE DAME INDIVIDUAL HIGHS

Notre Dame - Individual Game Highs

POINTS	31	Sam Brunelle vs DePaul (12/11/2019)
	27	Destinee Walker at Michigan (11/23/2019)
	25	Sam Brunelle vs Miami (FL) (01/19/2020)
	25	Katlyn Gilbert vs NC State (01/12/2020)
	25	Destinee Walker at Syracuse (01/05/2020)
FIELD GOALS MADE	13	Sam Brunelle vs DePaul (12/11/2019)
	12	Katlyn Gilbert vs NC State (01/12/2020)
FIELD GOAL ATTEMPTS	26	Katlyn Gilbert vs NC State (01/12/2020)
	22	Destinee Walker vs Virginia Tech (02/20/2020)
FIELD GOAL PERCENTAGE (min 5 made)	.875 (7-8)	Mikayla Vaughn vs Miami (FL) (01/19/2020)
	.875 (7-8)	Mikayla Vaughn at Syracuse (01/05/2020)
3 PT FG MADE	6	Sam Brunelle vs Virginia Tech (02/20/2020)
	5	Destinee Walker at Michigan (11/23/2019)
3 PT FG ATTEMPTS	12	Sam Brunelle at Virginia (01/26/2020)
	11	Sam Brunelle at Duke (01/16/2020)
	11	Sam Brunelle vs Tennessee (11/11/2019)
3 PT FG PERCENTAGE (min 2 made)	.800 (4-5)	Destinee Walker vs Miami (FL) (01/19/2020)
	.667 (2-3)	Destinee Walker vs DePaul (12/11/2019)
FREE THROWS MADE	8	Katlyn Gilbert vs Louisville (01/30/2020)
	7	Destinee Walker at Wake Forest (02/06/2020)
	7	Destinee Walker at Georgia Tech (02/02/2020)
FREE THROW ATTEMPTS	10	Destinee Walker at Virginia (01/26/2020)
	10	Sam Brunelle vs Toledo (11/20/2019)
FREE THROW PERCENTAGE (min 3 made)	1.000 (8-8)	Katlyn Gilbert vs Louisville (01/30/2020)
	1.000 (6-6)	Destinee Walker vs Boston College (01/09/2020)
	1.000 (4-4)	Destinee Walker at Boston College (02/13/2020)
	1.000 (4-4)	Sam Brunelle vs Pittsburgh (02/09/2020)
	1.000 (4-4)	Katlyn Gilbert at Virginia (01/26/2020)
	1.000 (4-4)	Destinee Walker vs Minnesota (12/04/2019)
	1.000 (4-4)	Sam Brunelle vs South Dakota St. (N) (11/29/2019)
	1.000 (4-4)	Sam Brunelle at Fordham (11/05/2019)
	1.000 (3-3)	Sam Brunelle at Georgia Tech (02/02/2020)
	1.000 (3-3)	Marta Sniezek at UConn (12/08/2019)
	1.000 (3-3)	Marta Sniezek vs Tennessee (11/11/2019)
REBOUNDS	15	Anaya Peoples vs DePaul (12/11/2019)
	14	Anaya Peoples vs Minnesota (12/04/2019)
ASSISTS	12	Marta Sniezek vs DePaul (12/11/2019)
	10	Marta Sniezek at Syracuse (01/05/2020)
STEALS	6	Katlyn Gilbert at Duke (01/16/2020)
	6	Marta Sniezek at Syracuse (01/05/2020)
BLOCKED SHOTS	4	Sam Brunelle at Pittsburgh (01/02/2020)
	3	Sam Brunelle at Virginia (01/26/2020)
	3	Mikayla Vaughn vs Boston College (01/09/2020)
	3	Mikayla Vaughn at Syracuse (01/05/2020)
	3	Sam Brunelle vs Toledo (11/20/2019)
	3	Sam Brunelle vs Michigan St. (11/14/2019)
TURNOVERS	8	Sam Brunelle at Duke (01/16/2020)
	8	Katlyn Gilbert vs Michigan St. (11/14/2019)

OPPONENT INDIVIDUAL HIGHS

Opponent - Individual Game Highs

POINTS	33	Rennia Davis vs Tennessee (11/11/2019)
	29	Sonya Morris vs DePaul (12/11/2019)
	28	Kiara Lewis at Syracuse (01/05/2020)
	28	Nia Clouden vs Michigan St. (11/14/2019)
	26	Megan Walker at UConn (12/08/2019)
FIELD GOALS MADE	12	Sonya Morris vs DePaul (12/11/2019)
	12	Rennia Davis vs Tennessee (11/11/2019)
FIELD GOAL ATTEMPTS	25	Sonya Morris vs DePaul (12/11/2019)
	22	Bre Cavanaugh at Fordham (11/05/2019)
FIELD GOAL PERCENTAGE (min 5 made)	.875 (7-8)	Amber Brown vs Pittsburgh (02/09/2020)
	.857 (6-7)	Kayla Jones vs NC State (01/12/2020)
	.857 (6-7)	Palton Burckhard vs South Dakota St. (N) (11/29/2019)
3 PT FG MADE	8	Kendall Spray vs Clemson (12/29/2019)
	6	Gadiva Hubbard vs Minnesota (12/04/2019)
3 PT FG ATTEMPTS	14	Kendall Spray vs Clemson (12/29/2019)
	13	Gadiva Hubbard vs Minnesota (12/04/2019)
	13	Maria Alvarez vs South Fla. (N) (11/30/2019)
3 PT FG PERCENTAGE (min 2 made)	1.000 (4-4)	Dee Bekelja vs DePaul (12/11/2019)
	1.000 (2-2)	Elissa Cunane vs NC State (01/12/2020)
	1.000 (2-2)	Jasmine Brunson vs Minnesota (12/04/2019)
FREE THROWS MADE	13	Kiara Lewis at Syracuse (01/05/2020)
	8	Taylor Soule at Boston College (02/13/2020)
	8	Alex Sharp at Wake Forest (02/06/2020)
	8	Amber Brown at Pittsburgh (01/02/2020)
FREE THROW ATTEMPTS	18	Kiara Lewis at Syracuse (01/05/2020)
	14	Amber Brown at Pittsburgh (01/02/2020)
FREE THROW PERCENTAGE (min 3 made)	1.000 (8-8)	Alex Sharp at Wake Forest (02/06/2020)
	1.000 (6-6)	Nia Clouden vs Michigan St. (11/14/2019)
	1.000 (5-5)	Dana Evans vs Louisville (01/30/2020)
	1.000 (4-4)	Gabbie Green vs Pittsburgh (02/09/2020)
	1.000 (4-4)	Jasmine Jones vs Louisville (01/30/2020)
	1.000 (4-4)	Jocelyn Willoughby at Virginia (01/26/2020)
	1.000 (4-4)	Carole Miller at Virginia (01/26/2020)
	1.000 (4-4)	Emy Hayford at Pittsburgh (01/02/2020)
	1.000 (3-3)	Aisha Sheppard vs Virginia Tech (02/20/2020)
REBOUNDS	16	Taiye Bello vs Minnesota (12/04/2019)
	16	Naz Hillmon at Michigan (11/23/2019)
ASSISTS	12	Destiny Thomas vs Clemson (12/29/2019)
	11	Taja Cole vs Virginia Tech (02/20/2020)
STEALS	5	Taja Cole vs Virginia Tech (02/20/2020)
	5	Taylor Soule at Boston College (02/13/2020)
	5	Teisha Hyman at Syracuse (01/05/2020)
	5	Amy Dilk at Michigan (11/23/2019)
	5	Kaitlyn Downey at Fordham (11/05/2019)
BLOCKED SHOTS	8	Elizabeth Kitley vs Virginia Tech (02/20/2020)
	6	Kylee Shook vs Louisville (01/30/2020)
TURNOVERS	8	Jordan Horston vs Tennessee (11/11/2019)
	7	Marnelle Garraud at Boston College (02/13/2020)
	7	Amy Dilk at Michigan (11/23/2019)

GAME BY GAME COMPARISON

2019-20 Notre Dame Women's Basketball
Team Game-by-Game
All games

Page 1/1
as of Feb 21, 2020



Opponent	Date	Score	Total		3-Pointers		Free throws		Rebounds				PF	A	TO	BLK	STL	PTS	AVG	
			FG-FGA	PCT	3FG-FGA	PCT	FT-FTA	PCT	OFF	DEF	TOT	AVG								
at Fordham	11/05/2019	60-55	W	19-52	.365	2-10	.200	20-33	.606	12	30	42	42.0	9	14	21	2	10	60	60.0
Loyola Maryland	11/08/2019	84-60	W	33-68	.485	1-12	.083	17-24	.708	14	36	50	46.0	15	19	19	7	8	84	72.0
Tennessee	11/11/2019	63-74	L	22-70	.314	7-25	.280	12-17	.706	11	17	28	40.0	22	11	12	1	13	63	69.0
Michigan St.	11/14/2019	69-72	L	24-50	.480	3-8	.375	18-31	.581	13	17	30	37.5	18	13	18	8	7	69	69.0
Toledo	11/20/2019	54-51	W	20-58	.345	1-10	.100	13-21	.619	11	29	40	38.0	13	8	14	4	11	54	66.0
at Michigan	11/23/2019	76-72	W	28-56	.500	6-19	.316	14-20	.700	5	19	24	35.7	26	14	17	4	17	76	67.7
vs FGCU	11/28/2019	60-69	L	23-49	.469	3-12	.250	11-17	.647	7	34	41	36.4	17	11	25	2	3	60	66.6
vs South Dakota St.	11/29/2019	59-65	L	21-57	.368	1-17	.059	16-24	.667	5	20	25	35.0	18	8	10	2	9	59	65.6
vs South Fla.	11/30/2019	67-51	W	25-52	.481	6-15	.400	11-22	.500	8	30	38	35.3	13	13	15	3	5	67	65.8
Minnesota	12/04/2019	67-75	L	28-60	.467	1-8	.125	10-11	.909	8	31	39	35.7	13	18	15	5	2	67	65.9
at UConn	12/08/2019	57-81	L	24-65	.369	4-25	.160	5-9	.556	10	22	32	35.4	13	12	16	2	8	57	65.1
DePaul	12/11/2019	94-105	L	39-68	.574	4-8	.500	12-21	.571	15	27	42	35.9	14	24	27	4	10	94	67.5
Clemson	12/29/2019	55-71	L	20-64	.313	2-17	.118	13-18	.722	16	25	41	36.3	15	13	20	2	12	55	66.5
at Pittsburgh	01/02/2020	60-52	W	23-69	.333	1-8	.125	13-18	.722	17	29	46	37.0	20	18	16	7	11	60	66.1
at Syracuse	01/05/2020	63-74	Lot	23-71	.324	6-19	.316	11-21	.524	16	39	55	38.2	19	17	22	7	12	63	65.9
Boston College	01/09/2020	65-75	L	25-64	.391	5-17	.294	10-10	1.000	14	20	34	37.9	17	17	17	5	3	65	65.8
NC State	01/12/2020	56-90	L	23-68	.338	3-22	.136	7-12	.583	15	16	31	37.5	16	9	17	3	12	56	65.2
at Duke	01/16/2020	47-50	L	18-64	.281	5-22	.227	6-7	.857	18	26	44	37.9	16	14	26	5	15	47	64.2
Miami (FL)	01/19/2020	76-53	W	30-60	.500	7-10	.700	9-11	.818	11	31	42	38.1	10	23	16	2	7	76	64.8
at Virginia	01/26/2020	60-90	L	18-56	.321	5-21	.238	19-28	.679	12	23	35	38.0	20	14	22	7	8	60	64.6
Louisville	01/30/2020	54-86	L	18-61	.295	4-17	.235	14-17	.824	12	20	32	37.7	11	11	16	3	5	54	64.1
at Georgia Tech	02/02/2020	59-51	W	21-45	.467	0-7	.000	17-23	.739	4	27	31	37.4	16	13	16	3	8	59	63.9
at Wake Forest	02/06/2020	75-71	W	29-62	.468	4-12	.333	13-18	.722	11	19	30	37.0	20	16	11	1	8	75	64.3
Pittsburgh	02/09/2020	74-52	W	26-62	.419	9-23	.391	13-17	.765	10	40	50	37.6	20	20	18	2	3	74	64.8
at Boston College	02/13/2020	55-56	L	21-64	.328	4-9	.444	9-11	.818	15	25	40	37.7	24	12	22	3	11	55	64.4
at Louisville	02/16/2020	49-82	L	21-57	.368	2-13	.154	5-8	.625	10	19	29	37.3	10	7	23	2	7	49	63.8
Virginia Tech	02/20/2020	62-68	L	23-66	.348	7-19	.368	9-12	.750	13	24	37	37.3	16	15	17	2	12	62	63.7
Total		1720		645-1638	.394	103-405	.254	327-481	.680	313	695	1008	37.3	441	384	488	98	237	1720	63.7
Opponents		1851		693-1783	.389	179-641	.279	286-433	.661	444	742	1186	43.9	472	424	494	136	243	1851	68.6



2019-20 Notre Dame Women's Basketball
Opponents Game-by-Game
All games

Page 1/1
as of Feb 21, 2020

Opponent	Date	Score	Total		3-Pointers		Free throws		Rebounds				PF	A	TO	BLK	STL	PTS	AVG	
			FG-FGA	PCT	3FG-FGA	PCT	FT-FTA	PCT	OFF	DEF	TOT	AVG								
at Fordham	11/05/2019	60-55	W	23-72	.319	8-38	.211	1-2	.500	16	25	41	41.0	27	14	16	3	10	55	55.0
Loyola Maryland	11/08/2019	84-60	W	24-76	.316	6-24	.250	6-12	.500	17	24	41	41.0	23	15	19	2	12	60	57.5
Tennessee	11/11/2019	63-74	L	25-53	.472	8-19	.421	16-25	.640	15	40	55	45.7	15	18	28	12	5	74	63.0
Michigan St.	11/14/2019	69-72	L	25-62	.403	8-23	.348	14-16	.875	20	19	39	44.0	27	13	20	4	12	72	65.3
Toledo	11/20/2019	54-51	W	21-61	.344	5-25	.200	4-5	.800	12	30	42	43.6	16	11	21	3	7	51	62.4
at Michigan	11/23/2019	76-72	W	22-65	.338	7-21	.333	21-36	.583	27	26	53	45.2	16	12	24	4	8	72	64.0
vs FGCU	11/28/2019	60-69	L	27-71	.380	9-31	.290	6-15	.400	14	20	34	43.6	19	13	10	3	12	69	64.7
vs South Dakota St.	11/29/2019	59-65	L	25-60	.417	4-25	.160	11-18	.611	18	35	53	44.8	21	16	22	6	8	65	64.8
vs South Fla.	11/30/2019	67-51	W	20-72	.278	8-41	.195	3-5	.600	23	23	46	44.9	20	14	18	5	3	51	63.2
Minnesota	12/04/2019	67-75	L	28-72	.389	12-32	.375	7-10	.700	15	23	38	44.2	17	20	9	6	9	75	64.4
at UConn	12/08/2019	57-81	L	30-66	.455	8-23	.348	13-19	.684	16	32	48	44.5	9	18	15	6	5	81	65.9
DePaul	12/11/2019	94-105	L	43-84	.512	16-29	.552	3-6	.500	16	20	36	43.8	21	24	19	2	15	105	69.2
Clemson	12/29/2019	55-71	L	28-69	.406	9-18	.500	6-10	.600	18	29	47	44.1	15	18	21	6	12	71	69.3
at Pittsburgh	01/02/2020	60-52	W	16-63	.254	3-17	.176	17-25	.680	21	32	53	44.7	18	11	21	8	9	52	68.1
at Syracuse	01/05/2020	63-74	Lot	25-78	.321	7-36	.194	17-25	.680	18	37	55	45.4	17	12	17	8	11	74	68.5
Boston College	01/09/2020	65-75	L	29-68	.426	7-17	.412	10-15	.667	20	25	45	45.4	17	17	16	4	9	75	68.9
NC State	01/12/2020	56-90	L	34-60	.567	9-26	.346	13-17	.765	12	32	44	45.3	14	18	19	2	8	90	70.1
at Duke	01/16/2020	47-50	L	20-55	.364	4-17	.235	6-17	.353	13	27	40	45.0	11	9	25	2	13	50	69.0
Miami (FL)	01/19/2020	76-53	W	22-66	.333	4-23	.174	5-5	1.000	13	20	33	44.4	16	10	16	4	8	53	68.2
at Virginia	01/26/2020	60-90	L	34-72	.472	6-16	.375	16-21	.762	16	31	47	44.5	23	25	17	6	10	90	69.3
Louisville	01/30/2020	54-86	L	34-63	.540	7-19	.368	11-16	.688	12	33	45	44.5	17	25	16	10	10	86	70.0
at Georgia Tech	02/02/2020	59-51	W	19-63	.302	2-16	.125	11-20	.550	19	20	39	44.3	20	12	16	6	5	51	69.2
at Wake Forest	02/06/2020	75-71	W	22-53	.415	5-14	.357	22-27	.815	13	24	37	44.0	16	14	17	4	3	71	69.3
Pittsburgh	02/09/2020	74-52	W	18-70	.257	3-28	.107	13-18	.722	15	28	43	43.9	18	11	13	1	8	52	68.5
at Boston College	02/13/2020	55-56	L	20-64	.313	2-22	.091	14-20	.700	23	29	52	44.2	16	10	27	4	11	56	68.0
at Louisville	02/16/2020	49-82	L	33-63	.524	8-21	.381	8-12	.667	9	28	37	44.0	11	24	14	6	7	82	68.6
Virginia Tech	02/20/2020	62-68	L	26-62	.419	4-20	.200	12-16	.750	13	30	43	43.9	12	20	18	9	13	68	68.6
Total		1851		693-1783	.389	179-641	.279	286-433	.661	444	742	1186	43.9	472	424	494	136	243	1851	68.6
Notre Dame		1720		645-1638	.394	103-405	.254	327-481	.680	313	695	1008	37.3	441	384	488	98	237	1720	63.7

GAME 5

TOLEDO, 51

(RV/RV) NOTRE DAME, 54

Nov. 20, 2019
Purcell Pavilion (Notre Dame, Ind.)



Official Basketball Box Score - Final
Toledo at Notre Dame
11/21/19 Purcell Pavilion at the Joyce Center, Notre Dame
2019-20 Women's Basketball
Game Time: 12:00 AM
Game Duration: 1:44
Attendance: 7,269
Officials: Edward Sidasky, Katie Lukanich, Natasha Camy

TOLEDO - 51		Record: 1-2										Shooting By Period										
NO.	Name	Min	FG	3P	FT	Rebounds	Fouls	TP	AS	TO	ST	Blocks	BS	BA	+	1st	2nd	3rd	4th	GM	FT%	
			M/A	M/A	M/A	OR	DR	TOT	PF	FD						FG%	FG%	FG%	FG%	FG%	FT%	
11	Mail Morgan-Elliott	F	20:20	4-7	2-5	0-0	0	0	0	1	0	0	0	0	0	10	0	0	0	0	0	41.2%
23	Tanaya Beacham	F	20:26	2-8	0-0	0-0	3	2	5	3	2	4	0	0	2	10	0	0	0	2	11	50%
3	Mariella Santucci	F	26:39	0-7	0-3	3-4	2	4	6	4	4	3	5	3	2	0	0	2	0	0	0	0%
12	Tayana Davis	G	26:34	4-9	1-5	0-0	2	1	3	2	0	9	1	1	3	0	0	0	0	0	0	100%
33	Nakiah Black	G	33:18	5-13	1-5	1-1	0	9	9	3	3	12	1	0	2	0	0	0	1	2	2	25.0%
1	Sara Rokkanen	F	21:11	0-5	0-4	0-0	0	4	4	1	1	0	1	4	0	0	0	0	0	0	0	0%
2	Sophia Ward	F	20:45	2-5	0-0	0-0	2	2	4	1	2	4	1	2	0	0	0	0	0	0	0	38.5%
5	Quinesha Lockett	F	12:24	1-3	1-3	0-0	0	2	2	1	0	3	1	0	0	0	0	0	0	0	0	16.7%
25	Arienne Whitaker	F	16:30	3-4	0-0	0-0	2	5	7	0	1	6	0	2	0	0	0	0	0	0	0	0%
14	Tyra Carlisten-Handberg	F	01:53	0-0	0-0	0-0	0	0	0	0	0	0	0	0	0	0	0	0	0	0	0	0%
Team							1	2			0	5										
Totals			21-61	5-25	4-5	12	30	42	16	13	51	11	21	7	3	4	3					

NOTRE DAME - 54		Record: 3-2										Shooting By Period										
NO.	Name	Min	FG	3P	FT	Rebounds	Fouls	TP	AS	TO	ST	Blocks	BS	BA	+	1st	2nd	3rd	4th	GM	FT%	
			M/A	M/A	M/A	OR	DR	TOT	PF	FD						FG%	FG%	FG%	FG%	FG%	FT%	
33	Sam Brunelle	F	35:57	6-12	1-6	6-10	3	10	13	2	6	19	0	2	2	3	0	0	2	0	0	25.0%
10	Katlyn Gilbert	G	38:44	4-15	0-1	3-4	1	7	8	0	3	11	0	2	3	0	1	5	0	0	0	0%
13	Marta Sniezek	G	33:36	0-0	0-0	2-2	0	1	1	3	1	2	3	4	2	1	0	3	0	0	0	0%
21	Anaya Peoples	G	31:36	3-10	0-0	1-3	2	4	6	5	4	7	1	3	1	0	0	0	0	0	0	33.3%
24	Destinee Walker	G	38:36	6-17	0-3	0-0	2	4	6	1	1	12	2	1	1	0	2	2	0	0	0	0%
22	Danielle Cosgrove	F	19:31	1-4	0-0	0-0	2	2	2	0	0	2	1	2	2	0	0	0	0	0	0	0%
2	Kaitlin Cole	F	03:00	0-0	0-0	1-2	1	1	2	1	1	1	0	0	0	0	0	0	0	0	0	0%
Team							2	0	2		0	0										
Totals			20-58	1-10	13-21	11	29	40	13	16	54	8	14	11	4	3	3					

TOL		ND		Points from Turnovers		TOL		ND		Period by Period Scoring					
Biggest lead	9 (2 nd 6:24)	5 (4 th 3:28)	8	16	1st	2nd	3rd	4th	TOT	TOL	18	15	11	7	51
Best Scoring Run	9 (1 st 3:34)	9 (4 th 3:28)	Paint	28	24	24	7								
Lead Changes	2	9 (4 th 3:28)	Second Chance	2	7										
Times Tied	0		Fast Breaks	2	6										
Time with Lead	30:14	09:07	Bench	13	3										

GAME 6

(RV) NOTRE DAME, 76

#21/19 MICHIGAN, 72

Nov. 23, 2019
Purcell Pavilion (Ann Arbor, Mich.)



Official Basketball Box Score - Final
Notre Dame at Michigan
11/23/19 Crisler Center, Ann Arbor
2019-20 Women's Basketball
Game Time: 6:00 PM
Game Duration: 1:56
Attendance: 4,008
Officials: Beverly Roberts, Felicia Ginter, Gina Cross

NOTRE DAME - 76		Record: 4-2										Shooting By Period										
NO.	Name	Min	FG	3P	FT	Rebounds	Fouls	TP	AS	TO	ST	Blocks	BS	BA	+	1st	2nd	3rd	4th	GM	FT%	
			M/A	M/A	M/A	OR	DR	TOT	PF	FD						FG%	FG%	FG%	FG%	FG%	FT%	
22	Danielle Cosgrove	F	16:34	2-4	0-1	0-0	0	1	1	5	0	4	1	3	0	1	0	0	0	4	0	41.7%
33	Sam Brunelle	F	38:39	5-11	1-5	1-2	1	3	4	4	3	12	2	2	1	2	0	0	0	4	0	50.0%
10	Katlyn Gilbert	F	29:00	4-11	0-2	4-6	1	5	6	3	5	12	4	2	4	0	0	2	4	0	0	25.0%
13	Marta Sniezek	G	39:00	2-3	0-1	2-2	0	4	4	4	3	6	5	6	5	0	0	0	6	0	0	0%
24	Destinee Walker	G	32:34	9-14	5-8	4-6	0	2	2	3	2	7	1	1	4	0	0	0	6	0	0	50.0%
21	Anaya Peoples	F	29:39	5-12	0-2	3-4	2	3	5	3	2	13	1	0	2	1	2	1	2	0	0	35.7%
2	Kaitlin Cole	F	14:34	1-1	0-0	0-0	1	0	1	4	0	2	0	1	1	0	0	0	0	0	0	25.0%
Team							0	1	1	0	0	2										
Totals			28-56	6-19	14-20	5	19	24	26	16	76	14	17	17	4	4	4					

MICHIGAN - 72		Record: 4-1										Shooting By Period										
NO.	Name	Min	FG	3P	FT	Rebounds	Fouls	TP	AS	TO	ST	Blocks	BS	BA	+	1st	2nd	3rd	4th	GM	FT%	
			M/A	M/A	M/A	OR	DR	TOT	PF	FD						FG%	FG%	FG%	FG%	FG%	FT%	
00	Naz Hillmon	F	35:12	5-11	0-0	7-12	9	7	16	3	9	17	0	4	0	0	0	0	0	0	0	42.9%
5	Kayla Robbins	F	33:05	3-8	0-1	5-9	7	5	12	2	6	11	3	1	1	0	0	0	0	0	0	57.1%
15	Hailey Brown	F	30:26	5-13	4-8	1-2	2	4	6	3	1	15	1	3	1	0	0	0	0	0	0	61.6%
1	Amy Dik	G	40:00	2-11	1-2	6-8	2	3	5	2	6	11	5	7	5	0	0	0	0	0	0	25.0%
14	Akhenrah Johnson	G	25:16	1-6	0-3	2-2	2	2	4	3	2	4	1	5	0	0	0	0	0	0	0	60%
34	Izabel Varejão	G	14:22	3-8	0-2	0-3	2	3	5	3	2	6	0	3	1	1	0	0	0	0	0	25.0%
24	Michelle Sidor	F	19:33	3-8	2-5	0-0	0	1	1	0	0	8	2	1	0	0	0	0	0	0	0	50.0%
23	Danielle Rauch	F	02:06	0-0	0-0	0-0	0	0	0	0	0	0	0	0	0	0	0	0	0	0	0	0%
Team							3	1	4	0	0	0										
Totals			22-65	7-21	21-36	27	26	53	16	26	72	12	24	8	4	4	4					

N-D		Mich		Points from Turnovers		N-D		Mich		Period by Period Scoring					
Biggest lead	6 (4 th 1:18)	11 (2 nd 6:35)	32	9	1st	2nd	3rd	4th	TOT	N-D	19	24	14	19	72
Best Scoring Run	7 (4 th 5:14)	9 (3 rd 5:20)	Paint	36	26										
Lead Changes	8		Second Chance	8	29										
Times Tied	4		Fast Breaks	13	0										
Time with Lead	08:46	28:34	Bench	15	14										

GAME 7

FLORIDA GULF COAST, 69

(RV) NOTRE DAME, 60

Nov. 28, 2019
Hard Rock Hotel Riviera Maya (Cancun, Mexico)



Official Basketball Box Score - Final
FGCU at Notre Dame
11/28/19 Hard Rock Hotel, Cancun
2019-20 Women's Basketball
Game Time: 6:30 PM
Game Duration: 1:44
Attendance: 235
Officials: Timothy Bryant, Chris Scaueda, Jess Fortner

FGCU - 69		Record: 6-1										Shooting By Period										
NO.	Name	Min	FG	3P	FT	Rebounds	Fouls	TP	AS	TO	ST	Blocks	BS	BA	+	1st	2nd	3rd	4th	GM	FT%	
			M/A	M/A	M/A	OR	DR	TOT	PF	FD						FG%	FG%	FG%	FG%	FG%	FT%	
42	Tylonia Adlerly	F	30:29	7-11	0-1	2-6	11	3	14	3	6	16	4	0	2	1	0	0	5	0	0	22.2%
0	David Wingate	G	29:30	8-16	2-6	1-2	0	2	2	1	19	1	0	0	0	0	0	0	2	0	0	40%
2	Alyssa Blair	G	31:48	0-3	0-3	0-0	0	1	1	3	0	0	0	0	0	0	0	0	0	0	0	0%
3	Keri Jewett-Giles	G	36:28	5-19	2-7	0-1	2	3	5	3	2	12	5	4	4	0	0	1	8	0	0	25.0%
31	Nasrin Uleil	G	33:14	4-14	2-8	1-2	0	4	4	2												

9

#21/20 SOUTH FLORIDA, 51 (RV/RV) NOTRE DAME, 67

Nov. 30, 2019 Hard Rock Hotel Riviera Maya (Cancun, Mexico)



Official Basketball Box Score - Final South Fla. at Notre Dame

Game Time: 4:00 PM Game Duration: 1:41 Attendance: 174

Officials:

Box score table for South Fla. vs Notre Dame, including player stats and team totals.

Shooting By Period and Technical Fouls summary for South Fla. vs Notre Dame.

Box score table for Notre Dame vs South Fla., including player stats and team totals.

Shooting By Period and Technical Fouls summary for Notre Dame vs South Fla.

Summary statistics for South Fla. vs Notre Dame, including points from turnovers and period by period scoring.

GAME

10

(RV/RV) MINNESOTA, 75 (RV/RV) NOTRE DAME, 67

Dec. 4, 2019 Purcell Pavilion (Notre Dame, Ind.)



Official Basketball Box Score - Final Minnesota at Notre Dame

Game Time: 1:00 AM Game Duration: 1:40 Attendance: 7,093

Officials: Maj Forsberg, Eric Brewton, Rod Crech

Box score table for Minnesota vs Notre Dame, including player stats and team totals.

Shooting By Period and Technical Fouls summary for Minnesota vs Notre Dame.

Box score table for Notre Dame vs Minnesota, including player stats and team totals.

Shooting By Period and Technical Fouls summary for Notre Dame vs Minnesota.

Summary statistics for Minnesota vs Notre Dame, including points from turnovers and period by period scoring.

11

(RV/RV) NOTRE DAME, 57 #4/4 UCONN, 81

Dec. 8, 2019 Gampel Pavilion (Storrs, Conn.)



Official Basketball Box Score - Final Notre Dame at UConn

Game Time: 8:00 PM Game Duration: 1:40 Attendance: 10,167

Officials: Joseph Vaszily, Karen Presto, Pulanai Spruock

Box score table for Notre Dame vs UConn, including player stats and team totals.

Shooting By Period and Technical Fouls summary for Notre Dame vs UConn.

Box score table for UConn vs Notre Dame, including player stats and team totals.

Shooting By Period and Technical Fouls summary for UConn vs Notre Dame.

Summary statistics for Notre Dame vs UConn, including points from turnovers and period by period scoring.

12

#16/16 DEPAUL, 105 NOTRE DAME, 94

Dec. 11, 2019 Purcell Pavilion (Notre Dame, Ind.)



Official Basketball Box Score - Final DePaul at Notre Dame

Game Time: 11:30 PM Game Duration: 1:53 Attendance: 7,148

Officials: Dee Kantner, Denise Brooks, Thomas Danaher

Box score table for DePaul vs Notre Dame, including player stats and team totals.

Shooting By Period and Technical Fouls summary for DePaul vs Notre Dame.

Box score table for Notre Dame vs DePaul, including player stats and team totals.

Shooting By Period and Technical Fouls summary for Notre Dame vs DePaul.

Summary statistics for DePaul vs Notre Dame, including points from turnovers and period by period scoring.

GAME 13
CLEMSON, 71
NOTRE DAME, 55
Dec. 29, 2019
Purcell Pavilion (Notre Dame, Ind.)

Official Basketball Box Score - Final
Clemson at Notre Dame
12/29/19 Purcell Pavilion at the Joyce Center, Notre Dame
2019-20 Women's Basketball
Game Time: 4:00 PM
Game Duration: 1:47
Attendance: 8,569
NCAA
Officials: Joe Vaszily, Eric Brawton, Paulani Spurlock

NO. Name	Min	FG		3P		FT		Rebounds		Fouls		TP	AS	TO	ST	Blocks		+/-
		M-A	M-A	M-A	M-A	OR	DR	OR	DR	PF	FD					BS	BA	
5 Amari Robinson	F 28:30	2-12	0-1	2-2	2	2	4	2	5	6	1	3	3	0	1	8		
44 Kobi Thornton	F 30:13	11-19	0-0	1-3	1	5	6	2	4	23	0	4	2	0	0	22		
12 Hannah Hank	C 17:03	2-5	0-0	0-0	2	1	3	4	1	4	1	0	0	1	0	5		
1 Deshlyn Thomas	G 33:05	1-4	1-1	1-2	3	3	5	1	2	4	12	4	2	0	0	15		
3 Kendall Spray	G 35:41	8-16	8-14	0-0	2	2	0	2	0	1	24	1	2	2	0	0	14	
35 Nique Cherry	14:22	2-6	0-0	2-3	6	5	11	2	2	6	0	3	1	0	0	2		
55 Tyler Bennett	17:25	2-4	0-0	0-0	3	4	7	2	0	4	0	2	0	4	0	3		
32 Chyna Cotton	01:07	0-0	0-0	0-0	1	1	1	0	0	0	2	0	0	0	0	-3		
2 Kaylee Sticker	06:16	0-2	0-0	0-0	0	0	0	0	0	0	2	0	1	0	0	5		
31 Shania Meertens	11:33	0-1	0-0	0-0	1	1	2	1	0	0	1	1	0	0	0	4		
24 Mikayla Hayes	03:07	0-0	0-0	0-0	0	0	0	0	0	0	0	0	0	0	1	0	3	
11 Isis Lopes	01:03	0-0	0-0	0-0	0	1	1	0	0	0	0	0	0	0	0	2		
22 Danae McNeal	00:35	0-0	0-0	0-0	0	0	0	0	0	0	1	1	0	0	0	2		
Team					4	5				0	1							
Totals		28-69	9-18	6-10	18	29	47	15	15	71	18	21	12	6	2	16		

Record: 5-8 (1-1)
Shooting By Period
1st FG% 4-19 21.1%
3PT% 2-6 33.3%
FT% 2-3 66.7%
2nd FG% 8-18 44.4%
3PT% 4-5 80.0%
FT% 3-4 75%
3rd FG% 8-16 50.0%
3PT% 3-6 50.0%
FT% 1-2 50%
4th FG% 8-16 50.0%
FT% 0-1 0.0%
GM FG% 28-69 40.6%
3PT% 9-18 50.0%
FT% 6-10 60.0%

Technical Fouls: NONE
Dead Ball Rebounds: 2, 0

Notre Dame - 55
Record: 5-8 (0-1)
Shooting By Period
1st FG% 4-17 23.5%
3PT% 0-3 0.0%
FT% 3-4 75%
2nd FG% 3-14 21.4%
3PT% 0-5 0.0%
FT% 0-0 0.0%
3rd FG% 5-14 35.7%
3PT% 0-3 0.0%
FT% 4-4 100%
4th FG% 8-19 42.1%
3PT% 2-6 33.3%
FT% 6-10 60%
GM FG% 20-64 31.3%
3PT% 2-17 11.8%
FT% 13-18 72.2%

Technical Fouls: NONE
Dead Ball Rebounds: 4, 2

	CLE		UND		Points from Turnovers	Paint	Second Chance	Fast Breaks	Bench
	1st	2nd	3rd	4th					
Biggest lead	28 (3rd 3:34)	2 (1st 9:40)			20	16			
Best Scoring Run	11 (2nd 7:54)	8 (4th 8:41)			32	28			
Lead Changes	5				15	10			
Times Tied	3				7	10			
Time with Lead	35:27	01:11			11	6	14	24	55

GAME 14
NOTRE DAME, 60
PITT, 52
Jan. 2, 2020
Petersen Events Center (Pittsburgh, Penn.)

Official Basketball Box Score - Final
Notre Dame at Pittsburgh
01/03/20 Petersen Events Center, Pittsburgh, Pa.
2019-20 Women's Basketball
Game Time: 12:00 AM
Game Duration: 1:53
Attendance: 1,368
NCAA
Officials: Bryan Brunette, Tiana Cross, Kevin Dillard

NO. Name	Min	FG		3P		FT		Rebounds		Fouls		TP	AS	TO	ST	Blocks		+/-
		M-A	M-A	M-A	M-A	OR	DR	OR	DR	PF	FD					BS	BA	
33 Sam Brunelle	F 31:38	4-11	0-3	0-0	0	5	5	1	2	8	2	6	0	4	0	3		
30 Mikayla Vaughn	G 29:32	8-19	0-0	1-1	6	3	9	4	1	17	3	1	2	2	11			
10 Katlyn Gilbert	G 33:36	3-11	0-1	2-2	1	5	6	2	1	8	4	2	2	0	1	3		
13 Marta Sniezek	G 35:27	0-5	0-0	1-2	0	0	0	2	3	1	4	2	1	0	1	10		
21 Anya Peoples	G 29:37	3-10	0-0	4-7	5	6	11	4	4	10	2	3	3	1	3	-5		
24 Destinee Walker	29:23	5-11	1-4	5-6	1	4	5	2	7	16	1	0	3	0	1	20		
2 Kaitlin Cole	07:38	0-1	0-0	0-0	0	0	0	0	0	3	0	0	0	0	0	0		
22 Danielle Cosgrove	03:49	0-1	0-0	0-0	0	1	1	2	0	0	1	0	0	0	0	-2		
Team					4	5	9			0	2							
Totals		29-69	1-8	13-18	17	29	46	20	18	60	18	16	11	7	8	8		

Record: 6-8 (1-1)
Shooting By Period
1st FG% 4-18 22.2%
3PT% 0-2 0.0%
FT% 0-0 0%
2nd FG% 8-23 34.8%
3PT% 0-2 0.0%
FT% 6-7 85.7%
3rd FG% 6-14 42.9%
3PT% 1-1 100.0%
FT% 3-3 100%
4th FG% 5-14 35.7%
3PT% 0-3 0.0%
FT% 4-8 50%
GM FG% 23-69 33.3%
3PT% 1-8 12.5%
FT% 13-18 72.2%

Technical Fouls: NONE
Dead Ball Rebounds: 2, 0

Pittsburgh - 52
Record: 3-10 (0-2)
Shooting By Period
1st FG% 4-17 23.5%
3PT% 0-3 0.0%
FT% 3-4 75%
2nd FG% 3-14 21.4%
3PT% 0-5 0.0%
FT% 0-0 0.0%
3rd FG% 5-14 35.7%
3PT% 0-3 0.0%
FT% 4-4 100%
4th FG% 8-19 42.1%
3PT% 2-6 33.3%
FT% 6-10 60%
GM FG% 20-64 31.3%
3PT% 2-17 11.8%
FT% 13-18 72.2%

Technical Fouls: NONE
Dead Ball Rebounds: 4, 2

	UND		PIT		Points from Turnovers	Paint	Second Chance	Fast Breaks	Bench
	1st	2nd	3rd	4th					
Biggest lead	17 (3rd 6:54)	4 (1st 4:51)			18	9			
Best Scoring Run	13 (3rd 8:55)	8 (3rd 2:18)			40	22			
Lead Changes	4				8	15			
Times Tied	5				14	9			
Time with Lead	28:21	08:02			16	23			

GAME 15
NOTRE DAME, 63
SYRACUSE, 74 (OT)
Jan. 5, 2019
Carrier Dome (Syracuse, N.Y.)

Official Basketball Box Score - Final
Notre Dame at Syracuse
01/05/20 Carrier Dome, Syracuse
2019-20 Women's Basketball
Game Time: 9:00 PM
Game Duration: 2:07
Attendance: 4,306
NCAA
Officials: Denise Brooks, Edward Sidasky, Jules Gallen

NO. Name	Min	FG		3P		FT		Rebounds		Fouls		TP	AS	TO	ST	Blocks		+/-
		M-A	M-A	M-A	M-A	OR	DR	OR	DR	PF	FD					BS	BA	
33 Sam Brunelle	F 42:11	5-16	2-5	0-2	3	4	7	2	1	12	1	3	1	1	0	-14		
30 Mikayla Vaughn	C 27:58	7-8	0-0	2-3	5	6	11	5	2	16	0	1	0	3	0	8		
10 Katlyn Gilbert	G 26:29	3-15	0-2	0-0	0	2	2	3	6	1	3	1	0	1	1	-7		
13 Marta Sniezek	G 41:41	0-6	0-2	0-0	0	5	5	2	3	0	10	7	1	0	2	-10		
24 Destinee Walker	G 37:35	8-17	4-9	5-8	0	6	6	5	4	25	3	1	1	1	0	-10		
21 Anya Peoples	38:27	0-7	0-1	4-8	4	7	11	1	5	4	2	6	2	2	4	-4		
22 Danielle Cosgrove	09:07	0-2	0-0	0-0	0	0	0	0	0	1	1	0	1	0	1	-6		
2 Kaitlin Cole	01:32	0-0	0-0	0-0	0	1	1	0	0	0	0	0	0	0	0	-2		
Team					3	9	12			0	0							
Totals		23-71	6-19	11-21	16	39	55	19	17	63	17	22	12	7	8	-11		

Record: 6-9 (1-2)
Shooting By Period
1st FG% 6-18 33.3%
3PT% 2-5 40.0%
FT% 2-2 100%
2nd FG% 6-19 31.6%
3PT% 1-4 25.0%
FT% 2-3 66.7%
3rd FG% 6-12 50.0%
3PT% 2-2 100%
FT% 4-10 40%
4th FG% 4-16 25.0%
3PT% 1-7 14.3%
FT% 2-4 50%
OT FG% 1-6 16.7%
3PT% 0-1 0.0%
FT% 1-2 50%
GM FG% 23-71 32.4%
3PT% 6-19 31.6%
FT% 11-21 52.4%

Technical Fouls: NONE
Dead Ball Rebounds: 5, 0

	UND		SYR		Points from Turnovers	Paint	Second Chance	Fast Breaks	Bench
	1st	2nd	3rd	4th					
Biggest lead	10 (4th 9:50)	11 (1st OT 1:53)			7	17			
Best Scoring Run	7 (2nd 7:09)	15 (1st OT 1:53)			24	30			
Lead Changes	2				15	24			
Times Tied	5				18	13			
Time with Lead	18:50	22:43			4	4			

GAME 16
BOSTON COLLEGE, 75
NOTRE DAME, 65
Jan. 9, 2019
Purcell Pavilion (Notre Dame, Ind.)

Official Basketball Box Score - Final
Boston College at Notre Dame
01/10/20 Purcell Pavilion at the Joyce Center, Notre Dame
2019-20 Women's Basketball
Game Time: 12:00 AM
Game Duration: 1:52
Attendance: 7,437
NCAA
Officials: Mark Hardcastle, Talisa Green, Saf Esho

NO. Name	Min	FG		3P		FT		Rebounds		Fouls		TP	AS	TO	ST	Blocks		+/-
		M-A	M-A	M-A	M-A	OR	DR	OR	DR	PF	FD					BS	BA	
11 Emma Guy	F 32:08	5-11	0-0	1-2	5	7	12	2	1	11	1	5	1	2	1	9		
13 Taylor Soule	F 29:06	6-9	0-0	7-10	6	6	12	2	7	19	3	2	0	1	0	4		
1 Cameron Swartz	G 31:46	5-14	2-3	2-2	1	3	1	6	14	2	1	1	0	1	0	8		
10 Makayla Dickens	G 34:10	3-12	3-8	0-0	1	2	3	2	4	9	3	0	3	0	1	5		
14 Marnelle Garraud	G 33:53	3-8	2-3	0-0	0	2	2	1	8	4	4	3	3	0	1	14		
5 Georgia Pineau	21:02	5-11	0-0	0-0	2	2	3	0	10	2	1	1	0	1	2			
23 Milan Bolden-Morris	05:02	1-1	0-0	0-0	1	1	0	0	2	0	0	0	0	0	0	3		
4 Taylor Ortlepp	02:41	0-0	0-0	0-0	0	0	0	0	0	0	0	0	0	0	0	-2		
3 Jaelyn Batts	10:12	1-2	0-0	0-0	2	3	5	3	2	2	1	0	1	0	7			
Team					4	1	5			0	3							
Totals		29-68	7-17	10-15	20	25	45	17	17	75	17	16	9	4	5	10		

Record: 6-10 (1-3)
Shooting By Period
1st FG% 9-24 37.5%
3PT% 3-6 50.0%
FT

Jan. 12, 2020
Purcell Pavilion (Notre Dame, Ind.)



Official Basketball Box Score - Final
NC State at Notre Dame
01/12/20 Purcell Pavilion at the Joyce Center, Notre Dame
2019-20 Women's Basketball

Game Time: 9:00 PM
Game Duration: 1:43
Attendance: 7,861

Officials: Joseph Vaszily, Rod Creech, Fatou Gasoko-Stephens

Table with columns: NO., Name, Min, FG, 3P, FT, Rebounds, Fouls, TP, AS, TO, ST, Blocks, +/-

Table with columns: Shooting By Period, 1st FG%, 3PT%, FT%, 2nd FG%, 3PT%, FT%, 3rd FG%, 3PT%, FT%, 4th FG%, 3PT%, FT%, GM FG%, 3PT%, FT%

Technical Fouls:NONE

Dead Ball Rebounds: 2, 0

Table with columns: NO., Name, Min, FG, 3P, FT, Rebounds, Fouls, TP, AS, TO, ST, Blocks, +/-

Table with columns: Shooting By Period, 1st FG%, 3PT%, FT%, 2nd FG%, 3PT%, FT%, 3rd FG%, 3PT%, FT%, 4th FG%, 3PT%, FT%, GM FG%, 3PT%, FT%

Technical Fouls:NONE

Dead Ball Rebounds: 3, 0

Summary table with columns: NCST, ND, Points from Turnovers, Period by Period Scoring

Jan. 16, 2020
Cameron Indoor (Durham, N.C.)



Official Basketball Box Score - Final
Notre Dame at Duke
01/17/20 Cameron Indoor Stadium, Durham
2019-20 Women's Basketball

Game Time: 1:00 AM
Game Duration: 1:59
Attendance: 3,022

Officials: Eric Brewton, Mark Resch, Meadow Overstreet

Table with columns: NO., Name, Min, FG, 3P, FT, Rebounds, Fouls, TP, AS, TO, ST, Blocks, +/-

Table with columns: Shooting By Period, 1st FG%, 3PT%, FT%, 2nd FG%, 3PT%, FT%, 3rd FG%, 3PT%, FT%, 4th FG%, 3PT%, FT%, GM FG%, 3PT%, FT%

Technical Fouls:NONE

Dead Ball Rebounds: 2, 0

Table with columns: NO., Name, Min, FG, 3P, FT, Rebounds, Fouls, TP, AS, TO, ST, Blocks, +/-

Table with columns: Shooting By Period, 1st FG%, 3PT%, FT%, 2nd FG%, 3PT%, FT%, 3rd FG%, 3PT%, FT%, 4th FG%, 3PT%, FT%, GM FG%, 3PT%, FT%

Technical Fouls:NONE

Dead Ball Rebounds: 7, 0

Summary table with columns: ND, DU, Points from Turnovers, Period by Period Scoring

Jan. 19, 2020
Purcell Pavilion (Notre Dame, Ind.)



Official Basketball Box Score - Final
Miami (FL) at Notre Dame
01/19/20 Purcell Pavilion at the Joyce Center, Notre Dame
2019-20 Women's Basketball

Game Time: 6:00 PM
Game Duration: 1:39
Attendance: 6,059

Officials: Denise Brooks, Karen Presto, Katie Lukarich

Table with columns: NO., Name, Min, FG, 3P, FT, Rebounds, Fouls, TP, AS, TO, ST, Blocks, +/-

Table with columns: Shooting By Period, 1st FG%, 3PT%, FT%, 2nd FG%, 3PT%, FT%, 3rd FG%, 3PT%, FT%, 4th FG%, 3PT%, FT%, GM FG%, 3PT%, FT%

Technical Fouls:NONE

Dead Ball Rebounds: 0, 0

Table with columns: NO., Name, Min, FG, 3P, FT, Rebounds, Fouls, TP, AS, TO, ST, Blocks, +/-

Table with columns: Shooting By Period, 1st FG%, 3PT%, FT%, 2nd FG%, 3PT%, FT%, 3rd FG%, 3PT%, FT%, 4th FG%, 3PT%, FT%, GM FG%, 3PT%, FT%

Technical Fouls:NONE

Dead Ball Rebounds: 1, 0

Summary table with columns: UM, ND, Points from Turnovers, Period by Period Scoring

Jan. 26, 2020
John Paul Jones Arena (Charlottesville, Va.)



Official Basketball Box Score - Final
Notre Dame at Virginia
01/26/20 John Paul Jones Arena, Charlottesville, Va.
2019-20 Women's Basketball

Game Time: 7:00 PM
Game Duration: 2:01
Attendance: 5,117

Officials: Mark Hardcastle, Jennifer Rozac, Bobby Ray

Table with columns: NO., Name, Min, FG, 3P, FT, Rebounds, Fouls, TP, AS, TO, ST, Blocks, +/-

Table with columns: Shooting By Period, 1st FG%, 3PT%, FT%, 2nd FG%, 3PT%, FT%, 3rd FG%, 3PT%, FT%, 4th FG%, 3PT%, FT%, GM FG%, 3PT%, FT%

Technical Fouls:NONE

Dead Ball Rebounds: 4, 0

Table with columns: NO., Name, Min, FG, 3P, FT, Rebounds, Fouls, TP, AS, TO, ST, Blocks, +/-

Table with columns: Shooting By Period, 1st FG%, 3PT%, FT%, 2nd FG%, 3PT%, FT%, 3rd FG%, 3PT%, FT%, 4th FG%, 3PT%, FT%, GM FG%, 3PT%, FT%

Technical Fouls:NONE

Dead Ball Rebounds: 4, 0

Summary table with columns: ND, UVA, Points from Turnovers, Period by Period Scoring

21 #5/4 LOUISVILLE, 86
NOTRE DAME, 54
Jan. 30, 2020
Purcell Pavilion (Notre Dame, Ind.)



Official Basketball Box Score - Final
Louisville at Notre Dame
01/31/20 Purcell Pavilion at the Joyce Center, Notre Dame
2019-20 Women's Basketball

Game Time: 12:00 AM
Game Duration: 1:47
Attendance: 7,719
Officials: Joseph Vaszily, Maj Forsberg, Karen Presto

NO. Name	Min	FG		3P		FT		Rebounds		Fouls		TP	AS	TO	ST	Blocks		+/-
		M/A	M/A	M/A	M/A	OR	DR	OR	DR	PF	FD					BS	BA	
21 Kylee Shook	22:13	5-10	2-3	0-0	2	4	6	2	0	12	2	0	1	6	1	6	1	25
33 Bionca Dunham	19:32	4-5	0-0	0-0	0	2	2	2	0	8	1	2	0	0	0	0	26	
1 Dana Evans	28:40	5-12	2-8	5-5	0	1	1	1	3	17	6	1	3	0	1	32		
4 Elizabeth Balogun	20:23	5-9	1-3	0-1	1	4	5	1	1	11	3	1	1	0	1	26		
23 Jazmine Jones	25:25	5-8	0-0	4-4	2	7	9	1	3	14	4	3	0	0	0	25		
2 Yacine Diop	29:24	4-10	1-3	0-0	1	8	9	1	0	9	7	3	2	0	0	22		
5 Mykasa Robinson	14:21	0-0	0-0	1-4	2	3	5	4	2	1	1	2	1	0	0	0		
22 Elizabeth Dixon	19:20	3-4	0-0	1-2	2	2	4	3	1	7	0	2	1	3	0	4		
24 Jessica Laemmle	11:55	1-2	0-0	0-0	0	0	0	1	1	2	0	2	1	0	0	0		
12 Lindsey Duval	10:47	2-3	1-2	0-0	0	1	1	1	0	5	1	0	1	0	0	0		
Team					2	1	3			0								
Totals		34-63	7-19	11-16	12	33	45	17	11	86	25	16	10	10	3	32		

Technical Fouls:NONE

Shooting By Period

1st FG%	10-16	62.5%
3PT%	3-6	50.0%
FT%	4-5	80%
2nd FG%	11-17	64.7%
3PT%	1-4	25.0%
FT%	0-0	0%
3rd FG%	8-19	42.1%
3PT%	2-5	40.0%
FT%	6-7	85.7%
4th FG%	5-11	45.5%
3PT%	1-4	25.0%
FT%	1-4	25%
GM FG%	34-63	54.0%
3PT%	7-19	36.8%
FT%	11-16	68.8%

Dead Ball Rebounds: 2, 0

Notre Dame - 54

Record: 7-14 (2-7)

NO. Name	Min	FG		3P		FT		Rebounds		Fouls		TP	AS	TO	ST	Blocks		+/-
		M/A	M/A	M/A	M/A	OR	DR	OR	DR	PF	FD					BS	BA	
33 Sam Brunelle	39:01	6-15	2-8	3-4	3	6	9	1	2	17	1	6	1	1	1	35		
30 Mikayla Vaughn	28:46	3-8	0-0	2-4	2	3	5	2	2	8	5	1	1	1	3	21		
10 Katlyn Gilbert	36:48	5-14	0-2	8-8	0	0	0	1	7	18	1	4	1	0	2	-32		
13 Maria Sniezek	32:12	2-6	0-1	1-1	2	3	5	5	3	4	1	0	2	0	0	-2		
24 Destinee Walker	25:07	1-10	1-4	0-0	1	1	2	0	0	3	0	0	0	1	0	-26		
2 Kaitlin Cole	20:02	0-3	0-0	0-0	1	3	4	1	0	0	0	0	0	1	0	-8		
22 Danielle Cosgrove	10:15	0-4	0-0	0-0	0	1	1	0	0	0	0	0	0	0	0	-14		
20 Nicole Benz	04:52	1-1	1-1	0-0	0	0	0	1	0	3	0	0	0	0	0	-1		
3 Margaret Murdock	00:59	0-0	0-0	0-0	0	0	0	0	0	0	0	0	0	0	0	3		
5 Catherine Murdock	00:59	0-0	0-0	0-0	0	0	0	0	0	0	0	0	0	0	0	3		
40 Kathleen Keyes	00:59	0-0	0-0	0-0	0	0	0	0	0	0	0	0	0	0	0	3		
Team					4	4	8			0								
Totals		18-61	4-17	14-17	12	30	32	11	17	54	11	16	5	3	10	-32		

Technical Fouls:NONE

Shooting By Period

1st FG%	4-14	28.6%
3PT%	1-3	33.3%
FT%	2-2	100%
2nd FG%	7-17	41.2%
3PT%	1-4	25.0%
FT%	3-3	100%
3rd FG%	4-14	28.6%
3PT%	0-2	0%
FT%	6-6	100%
4th FG%	3-16	18.8%
3PT%	2-8	25.0%
FT%	3-6	50%
GM FG%	18-61	29.5%
3PT%	4-17	23.5%
FT%	14-17	82.4%

Dead Ball Rebounds: 2, 0

	LOU	ND
Biggest lead	36 (4 th 2:45)	0 (1 st 10:00)
Best Scoring Run	10 (2 nd 1:21)	6 (3 rd 6:37)
Lead Changes	0	3
Times Tied	0	0
Time with Lead	39:44	00:00

Points from Turnovers	LOU	ND
	18	10

Period by Period Scoring	1st	2nd	3rd	4th	TOT
LOU	27	23	24	12	86
ND	11	18	14	11	54

22 NOTRE DAME, 59
GEORGIA TECH, 51
Feb. 2, 2020
McCamish Pavilion (Atlanta, Ga.)



Official Basketball Box Score - Final
Notre Dame at Georgia Tech
02/02/20 McCamish Pavilion, Atlanta
Georgia Tech vs. Notre Dame

Game Time: 7:00 PM
Game Duration: 1:59
Attendance: 1,749
Officials: Bryan Brunette, Carla Fountain, Robert Entenre

Notre Dame - 59

Record: 8-14 (3-7)

NO. Name	Min	FG		3P		FT		Rebounds		Fouls		TP	AS	TO	ST	Blocks		+/-
		M/A	M/A	M/A	M/A	OR	DR	OR	DR	PF	FD					BS	BA	
33 Sam Brunelle	37:33	2-7	0-2	3-3	0	4	4	2	2	7	3	1	0	2	1	5		
30 Mikayla Vaughn	29:12	10-15	0-0	0-0	2	5	7	4	3	20	0	1	1	1	3	2		
10 Katlyn Gilbert	38:07	4-9	0-0	3-6	0	2	2	2	3	11	5	4	2	0	1	9		
13 Maria Sniezek	38:14	1-11	0-0	4-6	0	4	7	4	3	8	2	6	2	0	0	8		
24 Destinee Walker	40:00	4-11	0-3	7-8	0	4	4	3	5	15	2	1	2	0	1	8		
2 Kaitlin Cole	08:59	0-0	0-0	0-0	0	0	0	0	0	0	0	0	0	0	0	2		
22 Danielle Cosgrove	09:55	0-2	0-2	0-0	0	3	3	2	0	0	1	0	0	0	0	6		
Team					2	5	7			0								
Totals		21-45	0-7	17-23	4	27	31	16	20	59	13	16	8	3	6	8		

Technical Fouls:NONE

Shooting By Period

1st FG%	6-16	37.5%
3PT%	0-1	0.0%
FT%	0-0	0%
2nd FG%	5-10	50.0%
3PT%	0-2	0.0%
FT%	1-2	50%
3rd FG%	6-11	54.5%
3PT%	0-3	0.0%
FT%	7-8	87.5%
4th FG%	4-8	50.0%
3PT%	0-1	0.0%
FT%	9-13	69.2%
GM FG%	21-45	46.7%
3PT%	0-7	0.0%
FT%	17-23	73.9%

Dead Ball Rebounds: 6, 0

Georgia Tech - 51

Record: 14-8 (5-6)

NO. Name	Min	FG		3P		FT		Rebounds		Fouls		TP	AS	TO	ST	Blocks		+/-
		M/A	M/A	M/A	M/A	OR	DR	OR	DR	PF	FD					BS	BA	
4 Anne Francoise Diouf	16:12	1-6	0-0	0-0	0	3	7	1	0	2	0	0	0	2	1	-8		
20 Nerea Hermosa	14:49	2-4	0-0	0-0	1	1	2	0	0	4	1	2	0	0	0	-11		
2 Jasmine Carson	22:29	5-13	2-8	5-6	0	3	3	2	3	17	0	2	1	1	0	-1		
33 Francesca Pan	28:18	1-7	0-3	0-2	1	1	2	5	1	2	1	2	0	1	0	-2		
41 Kierra Fitcher	36:38	2-11	0-1	4-6	0	3	7	4	3	8	5	3	1	1	1	8		
13 Lorela Cubaj	34:48	5-12	0-0	1-1	4	1	5	4	4	10	3	1	0	1	1	-5		
31 Lotta-Maj Lahtinen	28:28	2-4	0-1	2-5	2	6	8	3	5	6	1	3	1	0	0	-6		
00 Dajjah Jefferson	11:45	0-1	0-1	0-0	0	0	0	0	0	0	0	0	0	0	0	0		
12 KONDALIA Montgomery	06:18	1-3	0-0	0-0	2	2	2	1	0	2	0	0	0	0	0	-4		
3 Sarah Bates	02:15	0-2	0-1	0-0	0	1	1	0	0	0	0	0	0	0	0	2		
Team					1	1	2			0								
Totals		19-63	2-16	11-20	19	20	39	20	16	51	12	16	5	6	3	-8		

Technical Fouls:NONE

Shooting By Period

1st FG%	6-18	33.3%
3PT%	0-1	0.0%
FT%	0-1	0%
2nd FG%	5-17	29.4%
3PT%	0-6	0.0%
FT%	2-2	100%
3rd FG%	2-10	20.0%
3PT%	0-0	0.0%
FT%	7-14	50%
4th FG%	6-18	33.3%
3PT%	2-9	22.2%
FT%	2-3	66.7%
GM FG%	19-63	30.2%
3PT%	2-16	12.5%
FT%	11-20	55.0%

Dead Ball Rebounds: 7, 0

	ND	GT
Biggest lead	13 (4 th 5:34)	0 (2 nd 5:20)
Best Scoring Run	6 (3 rd 8:11)	6 (3 rd 6:58)
Lead Changes	8	0
Times Tied	14	0
Time with Lead	20:21	07:09

Points from Turnovers	ND	GT
	36	20

Period by Period Scoring	1st	2nd	3rd	4th	TOT
ND	12	11	19	17	59
GT	12	11	16	16	51

23 NOTRE DAME, 75
WAKE FOREST, 71
Feb. 6, 2020
LJVM Coliseum (Winston-Salem, N.C.)



Official Basketball Box Score - Final
Notre Dame at Wake Forest
02/07/20 LJVM Coliseum, Winston-Salem
2019-20 Women's Basketball

Game Time

Feb. 13, 2020
Conte Forum (Chestnut Hill, Mass.)



Official Basketball Box Score - Final
Notre Dame at Boston College
02/13/20 Conte Forum, Boston
2019-20 Women's Basketball

Game Time: 12:00 AM
Game Duration: 1:59
Attendance: 1,318

Officials: Luis Gonzalez, Jeffrey Smith, Fatou Cissoko-Stephens

NO. Name	Min	FG			3P			FT			Rebounds		Fouls		TP	AS	TO	ST	Blocks		+/-	
		M-A	M-A	M-A	M-A	M-A	M-A	OR	DR	OR	DR	PF	FD	BS					BA			
33 Sam Brunelle	F 36:12	4-16	1-11	0-0	1	2	3	4	2	9	2	3	4	0	1	2	0	1	2			
30 Mikayla Vaughn	G 21:43	2-3	0-0	0-0	2	8	10	4	1	4	2	1	1	2	0	0	0	0	0	0	0	-3
10 Katlyn Gilbert	G 27:00	5-15	0-0	0-1	2	2	4	5	4	10	2	6	2	0	0	0	0	0	0	0	0	-1
13 Marta Sniezek	G 37:00	2-6	0-1	5-6	1	3	4	4	6	9	3	7	1	0	0	0	0	0	0	0	0	-10
24 Destinee Walker	G 7:21	3-6	0-4	3-6	2	2	4	3	2	21	1	3	0	0	3	0	0	0	0	0	0	-1
22 Danielle Cosgrove	G 16:12	0-2	0-1	0-0	0	0	2	2	3	1	0	0	0	0	0	0	0	0	0	0	0	2
2 Kaitlin Cole	23:05	1-1	0-0	0-0	2	1	3	2	0	2	1	0	0	0	1	0	0	0	0	0	0	8
20 Nicole Benz	00:20	0-0	0-0	0-0	0	0	0	0	0	0	0	0	0	0	0	0	0	0	0	0	0	-2
Team					4	1	5			0		2										
Totals		21-64	4-9	9-11	15	25	40	24	16	55	12	22	11	3	4	1						

Shooting By Period

1st FG%	4-16	25.0%
3PT%	0-1	0.0%
FT%	2-3	66.7%
2nd FG%	7-18	38.9%
3PT%	2-3	66.7%
FT%	6-6	100%
3rd FG%	5-13	38.5%
3PT%	0-0	0.0%
FT%	1-2	50%
4th FG%	5-17	29.4%
3PT%	2-5	40.0%
FT%	0-0	0%
GM FG%	21-64	32.8%
3PT%	4-9	44.4%
FT%	9-11	81.8%

Dead Ball Rebounds: 1, 0

Technical Fouls: NONE

NO. Name	Min	FG			3P			FT			Rebounds		Fouls		TP	AS	TO	ST	Blocks		+/-
		M-A	M-A	M-A	M-A	M-A	M-A	OR	DR	OR	DR	PF	FD	BS					BA		
11 Emma Guy	F 33:19	4-8	0-0	4-6	5	4	9	1	4	12	1	4	1	1	1	1	3				
13 Taylor Soule	F 29:41	6-16	0-0	8-10	7	3	10	0	10	20	0	5	5	1	1	-24					
4 Taylor Orlepp	G 27:40	1-7	0-6	1-2	2	5	7	2	4	3	1	0	0	2	0	0	0	0	0	0	0
10 Makayla Dickens	G 32:10	1-12	0-7	0-0	2	7	9	4	1	2	4	5	1	0	0	0	1	3			
14 Marnelle Garraud	G 38:49	1-6	1-5	0-0	0	4	4	2	3	3	0	7	2	0	0	0	1				
1 Camron Swartz	18:10	1-6	1-4	0-0	2	1	3	2	0	3	1	5	0	0	0	0	1				
5 Georgia Pineau	15:34	6-9	0-0	1-2	2	2	4	3	2	13	3	0	0	0	1	16					
3 Jaelyn Batts	03:15	0-0	0-0	0-0	0	1	1	2	0	0	0	0	0	0	0	0	0	0	0	0	0
23 Milan Bolden-Morris	01:22	0-0	0-0	0-0	0	0	0	0	0	0	0	0	0	0	0	0	0	0	0	0	0
Team					3	2	5			0		1									
Totals		20-64	2-22	14-20	23	29	52	16	24	56	10	27	11	3	4	3	1				

Shooting By Period

1st FG%	2-19	10.5%
3PT%	0-6	0.0%
FT%	7-8	87.5%
2nd FG%	4-15	26.7%
3PT%	0-5	0.0%
FT%	2-3	66.7%
3rd FG%	7-17	41.2%
3PT%	1-8	12.5%
FT%	1-1	100%
4th FG%	7-13	53.8%
3PT%	1-3	33.3%
FT%	4-8	50%
GM FG%	20-64	31.3%
3PT%	2-22	9.1%
FT%	14-20	70.0%

Dead Ball Rebounds: 2, 0

Technical Fouls: NONE

	ND	BC	Points from Turnovers	ND	BC	Period by Period Scoring
Biggest lead	15 (3 rd 4:21)	6 (4 th 3:49)	17	18		1st 2nd 3rd 4th TOT
Best Scoring Run	13 (2 nd 3:23)	20 (4 th 5:46)	26	34		ND 10 22 11 12 55
Lead Changes	6		15	16		BC 11 10 16 19 56
Times Tied	3		2	7		
Time with Lead	20:14	16:51	2	16		

Feb. 16, 2020
KFC Yum! Center (Louisville, Ky.)



Official Basketball Box Score - Final
Notre Dame at Louisville
02/16/20 KFC Yum! Center, Louisville
2019-20 Women's Basketball

Game Time: 8:02 PM
Game Duration: 1:45
Attendance: 12,086

Officials: Dee Kattner, Thomas Danaher, John Capolito

NO. Name	Min	FG			3P			FT			Rebounds		Fouls		TP	AS	TO	ST	Blocks		+/-	
		M-A	M-A	M-A	M-A	M-A	M-A	OR	DR	OR	DR	PF	FD	BS					BA			
33 Sam Brunelle	F 31:36	2-9	0-3	0-0	2	4	6	0	0	4	0	2	0	0	0	0	0	0	0	0	0	-21
30 Mikayla Vaughn	G 29:20	6-10	0-0	0-0	4	2	6	3	1	16	0	4	1	2	1	0	0	0	0	0	0	-12
10 Katlyn Gilbert	G 37:03	3-10	0-3	2-4	0	6	6	1	2	8	2	4	2	0	0	0	0	0	0	0	0	-26
13 Marta Sniezek	G 35:46	4-9	0-0	1-2	1	4	5	3	4	8	2	5	0	0	1	0	0	0	0	0	0	-28
24 Destinee Walker	G 39:33	4-16	2-5	2-2	2	2	4	1	4	12	3	4	3	0	0	0	0	0	0	0	0	-32
22 Danielle Cosgrove	10:39	0-2	0-2	0-0	0	0	0	0	0	0	0	0	0	0	0	0	0	0	0	0	0	-20
2 Kaitlin Cole	14:15	0-1	0-0	0-0	0	0	0	0	0	0	0	0	0	0	0	0	0	0	0	0	0	-26
20 Nicole Benz	01:48	0-0	0-0	0-0	0	0	0	0	0	0	0	0	0	0	0	0	0	0	0	0	0	0
Team					1	1	2			0		1										
Totals		21-57	2-13	5-8	10	19	29	10	11	49	7	23	7	2	6	33						

Shooting By Period

1st FG%	7-14	50.0%
3PT%	0-2	0.0%
FT%	2-3	66.7%
2nd FG%	4-14	28.6%
3PT%	1-4	25.0%
FT%	1-1	100%
3rd FG%	6-15	40.0%
3PT%	1-2	50.0%
FT%	1-2	50%
4th FG%	4-14	28.6%
3PT%	0-5	0.0%
FT%	1-2	50%
GM FG%	21-57	36.8%
3PT%	2-13	15.4%
FT%	5-8	62.5%

Dead Ball Rebounds: 1, 3

Technical Fouls: NONE

NO. Name	Min	FG			3P			FT			Rebounds		Fouls		TP	AS	TO	ST	Blocks		+/-	
		M-A	M-A	M-A	M-A	M-A	M-A	OR	DR	OR	DR	PF	FD	BS					BA			
21 Kyle Shook	F 24:02	5-6	1-1	0-0	1	6	7	0	0	11	2	0	0	0	2	0	0	0	2	0	0	25
33 Bionca Dunham	F 15:55	1-2	0-0	0-0	0	1	1	3	1	2	1	1	1	1	1	1	0	0	0	0	0	14
1 Dana Evans	G 28:30	6-12	4-9	2-4	0	2	2	2	2	18	7	2	0	0	0	0	0	0	0	0	0	24
4 Elizabeth Balogun	G 28:33	5-12	1-4	0-0	0	3	3	0	1	11	1	3	2	3	0	0	0	0	0	0	0	22
23 Jazmine Jones	G 19:54	3-6	0-2	1-2	0	1	1	2	1	7	2	4	1	0	0	0	0	0	0	0	0	8
2 Yacine Diop	28:52	6-10	1-4	2-2	0	5	5	1	1	15	2	2	1	0	0	0	0	0	0	0	0	19
22 Elizabeth Dixon	13:31	2-5	0-0	2-3	7	1	2	6	0	0	0	0	0	0	0	0	0	0	0	0	0	2
5 Mykasa Robinson	29:45	3-5	0-0	0-0	4	3	7	1	1	6	9	2	1	0	1	0	0	0	0	0	0	28
24 Jessica Laemmle	05:46	0-0	0-0	0-0	0	0	0	0	0	0	0	0	0	0	0	0	0	0	0	0	0	7
12 Lindsey Duvall	04:36	1-1	1-1	1-2	0	1	1	1	0	4	0	0	0	0	0	0	0	0	0	0	0	8
30 Molly Lockhart	04:36	1-2	0-0	0-0	0	1	1	0	0	2	0	0	0	0	0	0	0	0	0	0	0	8
Team					0	2	2			0		0										
Totals		33-63	8-21	8-12	9	28	37	11	10	82	24	14	7	6	2	33						

Shooting By Period

1st FG%	8-18	44.4%
3PT%	2-7	28.6%
FT%	0-0	0%
2nd FG%	9-17	52.9%
3PT%		



**2019-20 Notre Dame Women's Basketball
Combined Team Statistics
All games**

Page 1/1
as of Feb 21, 2020

Game Records

Record	Overall	Home	Away	Neutral
ALL GAMES	10-17	4-9	5-6	1-2
CONFERENCE	5-10	2-5	3-5	0-0
NON-CONFERENCE	5-7	2-4	2-1	1-2

Score by Periods

Team	1st	2nd	3rd	4th	OT	TOT
Notre Dame	375	413	456	473	3	1720
Opponents	452	464	490	431	14	1851

Team Box Score

No.	Player	Total			3-Point		F-Throw		Rebounds				Other				PTS	AVG				
		GP-GS	MIN	AVG	FG-FGA	FG%	3FG-FGA	3FG%	FT-FTA	FT%	OFF	DEF	TOT	AVG	PF	DQ			A	TO	BLK	STL
24	WALKER, Destinee	27-26	951:12	35.2	131-349	.375	35-134	.261	99-129	.767	37	80	117	4.3	65	2	42	55	4	36	396	14.7
33	BRUNELLE, Sam	27-27	904:41	33.5	136-347	.392	44-151	.291	43-59	.729	34	121	155	5.7	61	1	40	81	27	23	359	13.3
10	GILBERT, Katlyn	27-26	914:40	33.9	142-383	.371	9-42	.214	65-97	.670	24	99	123	4.6	56	1	70	93	12	54	358	13.3
21	PEOPLES, Anaya	17-10	537:43	31.6	86-188	.457	2-16	.125	41-83	.494	45	92	137	8.1	44	1	28	32	18	33	215	12.6
30	VAUGHN, Mikayla	16-16	415:45	26.0	71-125	.568	0-0	.000	22-30	.733	48	64	112	7.0	47	1	31	34	19	19	164	10.3
13	SNIEZEK, Marta	26-26	936:09	36.0	37-93	.398	2-13	.154	42-56	.750	6	88	94	3.6	79	2	139	113	3	49	118	4.5
22	COSGROVE, Danielle	27-4	366:30	13.6	25-99	.253	9-38	.237	13-19	.684	18	40	58	2.1	42	1	18	31	11	9	72	2.7
1	BAER, Kristin	1-0	01:35	1.6	1-2	.500	0-0	.000	0-0	.000	1	1	2	2.0	0	0	0	0	0	0	2	2.0
2	COLE, Kaitlin	27-0	347:44	12.9	14-41	.341	0-4	.000	2-8	.250	25	29	54	2.0	42	0	13	16	3	13	30	1.1
20	BENZ, Nicole	13-0	22:58	1.8	2-5	.400	2-4	.500	0-0	.000	0	4	4	0.3	4	0	0	2	0	1	6	0.5
3	MURDOCK, Margaret	7-0	08:41	1.2	0-2	.000	0-2	.000	0-0	.000	0	0	0	0.0	0	0	2	1	0	0	0	0.0
40	KEYES, Kathleen	7-0	08:41	1.2	0-1	.000	0-0	.000	0-0	.000	0	1	1	0.1	0	0	0	2	0	0	0	0.0
5	MURDOCK, Catherine	7-0	08:41	1.2	0-3	.000	0-1	.000	0-0	.000	3	1	4	0.6	1	0	1	4	1	0	0	0.0
Team											72	75	147					24				
Total		27	5425		645-1638	.394	103-405	.254	327-481	.680	313	695	1008	37.3	441	9	384	488	98	237	1720	63.7
Opponents		27	5425		693-1783	.389	179-641	.279	286-433	.661	444	742	1186	43.9	472	3	424	494	136	243	1851	68.6

Team Statistics

	ND	OPP
Scoring	1720	1851
Points per game	63.7	68.6
Scoring margin	-4.9	-
Field goals-att	645-1638	693-1783
Field goal pct	.394	.389
3 point fg-att	103-405	179-641
3-point FG pct	.254	.279
3-pt FG made per game	3.8	6.6
Free throws-att	327-481	286-433
Free throw pct	.680	.661
F-Throws made per game	12.1	10.6
Rebounds	1008	1186
Rebounds per game	37.3	43.9
Rebounding margin	-6.6	-
Assists	384	424
Assists per game	14.2	15.7
Turnovers	488	494
Turnovers per game	18.1	18.3
Turnover margin	+0.2	-
Assist/turnover ratio	0.8	0.9
Steals	237	243
Steals per game	8.8	9.0
Blocks	98	136
Blocks per game	3.6	5.0
Winning streak	0	-
Home win streak	0	-
Attendance	99492	47101
Home games-Avg/Game	13-7653	11-4282
Neutral site-Avg/Game	-	3-223

Team Results

Date	Opponent		Score	Att.
11/05/2019	at Fordham	W	60-55	3200
11/08/2019	Loyola Maryland	W	84-60	7613
11/11/2019	Tennessee	L	63-74	7801
11/14/2019	Michigan St.	L	69-72	7556
11/20/2019	Toledo	W	54-51	7269
11/23/2019	at Michigan	W	76-72	4008
11/28/2019	vs FGCU	L	60-69	235
11/29/2019	vs South Dakota St.	L	59-65	259
11/30/2019	vs South Fla.	W	67-51	174
12/04/2019	Minnesota	L	67-75	7093
12/08/2019	at UConn	L	57-81	10167
12/11/2019	DePaul	L	94-105	7148
12/29/2019	Clemson	L	55-71	8569
01/02/2020	at Pittsburgh	W	60-52	1368
01/05/2020	at Syracuse	Lot	63-74	4306
01/09/2020	Boston College	L	65-75	7487
01/12/2020	NC State	L	56-90	7861
01/16/2020	at Duke	L	47-50	3022
01/19/2020	Miami (FL)	W	76-53	8059
01/26/2020	at Virginia	L	60-90	5117
01/30/2020	Louisville	L	54-86	7719
02/02/2020	at Georgia Tech	W	59-51	1749
02/06/2020	at Wake Forest	W	75-71	760
02/09/2020	Pittsburgh	W	74-52	7916
02/13/2020	at Boston College	L	55-56	1318
02/16/2020	at Louisville	L	49-82	12086
02/20/2020	Virginia Tech	L	62-68	7401



**2019-20 Notre Dame Women's Basketball
Combined Team Statistics
In Conference games**

Page 1/1
as of Feb 21, 2020

Game Records

Record	Overall	Home	Away	Neutral
ALL GAMES	5-10	2-5	3-5	0-0
CONFERENCE	5-10	2-5	3-5	0-0
NON-CONFERENCE	0-0	0-0	0-0	0-0

Score by Periods

Team	1st	2nd	3rd	4th	OT	TOT
Notre Dame	202	221	227	257	3	910
Opponents	241	260	269	237	14	1021

Team Box Score

No.	Player				Total		3-Point		F-Throw		Rebounds								PTS	AVG		
		GP-GS	MIN	AVG	FG-FGA	FG%	3FG-FGA	3FG%	FT-FTA	FT%	OFF	DEF	TOT	AVG	PF	DQ	A	TO			BLK	STL
24	WALKER, Destinee	15-14	527:20	35.2	77-215	.358	23-84	.274	62-77	.805	25	45	70	4.7	36	1	29	33	3	19	239	15.9
33	BRUNELLE, Sam	15-15	507:45	33.9	69-188	.367	31-89	.348	16-21	.762	20	56	76	5.1	29	0	19	50	13	16	185	12.3
10	GILBERT, Katlyn	15-15	507:58	33.9	70-225	.311	3-23	.130	35-48	.729	10	49	59	3.9	33	1	52	50	5	30	178	11.9
30	VAUGHN, Mikayla	15-15	395:27	26.4	68-119	.571	0-0	.000	20-27	.741	46	57	103	6.9	47	1	27	31	19	18	156	10.4
21	PEOPLES, Anaya	5-2	147:15	29.5	14-46	.304	0-4	.000	13-25	.520	16	22	38	7.6	11	0	4	15	6	12	41	8.2
13	SNIEZEK, Marta	14-14	498:30	35.6	18-52	.346	0-6	.000	20-29	.690	4	45	49	3.5	37	0	69	58	1	26	56	4.0
1	BAER, Kristin	1-0	01:35	1.6	1-2	.500	0-0	.000	0-0	.000	1	1	2	2.0	0	0	0	0	0	0	2	2.0
22	COSGROVE, Danielle	15-0	173:34	11.6	11-48	.229	5-23	.217	2-2	1.000	6	19	25	1.7	26	0	7	13	4	5	29	1.9
2	COLE, Kaitlin	15-0	227:34	15.2	9-29	.310	0-2	.000	0-2	.000	15	22	37	2.5	27	0	9	9	2	7	18	1.2
20	BENZ, Nicole	8-0	16:24	2.1	2-4	.500	2-3	.667	0-0	.000	0	4	4	0.5	3	0	0	2	0	1	6	0.8
3	MURDOCK, Margaret	6-0	07:12	1.2	0-1	.000	0-1	.000	0-0	.000	0	0	0	0.0	0	0	2	1	0	0	0	0.0
40	KEYES, Kathleen	6-0	07:12	1.2	0-1	.000	0-0	.000	0-0	.000	0	1	1	0.2	0	0	0	1	0	0	0	0.0
5	MURDOCK, Catherine	6-0	07:12	1.2	0-3	.000	0-1	.000	0-0	.000	3	1	4	0.7	1	0	1	3	1	0	0	0.0
Team											48	61	109					13				
Total		15	3025		339-933	.363	64-236	.271	168-231	.727	194	383	577	38.5	250	3	219	279	54	134	910	60.7
Opponents		15	3025		380-969	.392	80-310	.258	181-264	.686	235	425	660	44.0	241	1	236	273	80	137	1021	68.1

Team Statistics

	ND	OPP
Scoring	910	1021
Points per game	60.7	68.1
Scoring margin	-7.4	-
Field goals-att	339-933	380-969
Field goal pct	.363	.392
3 point fg-att	64-236	80-310
3-point FG pct	.271	.258
3-pt FG made per game	4.3	5.3
Free throws-att	168-231	181-264
Free throw pct	.727	.686
F-Throws made per game	11.2	12.1
Rebounds	577	660
Rebounds per game	38.5	44.0
Rebounding margin	-5.5	-
Assists	219	236
Assists per game	14.6	15.7
Turnovers	279	273
Turnovers per game	18.6	18.2
Turnover margin	-0.4	-
Assist/turnover ratio	0.8	0.9
Steals	134	137
Steals per game	8.9	9.1
Blocks	54	80
Blocks per game	3.6	5.3
Winning streak	0	-
Home win streak	0	-
Attendance	55012	29726
Home games-Avg/Game	7-7859	8-3716
Neutral site-Avg/Game	-	0-0

Team Results

Date	Opponent		Score	Att.
12/29/2019	Clemson	L	55-71	8569
01/02/2020	at Pittsburgh	W	60-52	1368
01/05/2020	at Syracuse	Lot	63-74	4306
01/09/2020	Boston College	L	65-75	7487
01/12/2020	NC State	L	56-90	7861
01/16/2020	at Duke	L	47-50	3022
01/19/2020	Miami (FL)	W	76-53	8059
01/26/2020	at Virginia	L	60-90	5117
01/30/2020	Louisville	L	54-86	7719
02/02/2020	at Georgia Tech	W	59-51	1749
02/06/2020	at Wake Forest	W	75-71	760
02/09/2020	Pittsburgh	W	74-52	7916
02/13/2020	at Boston College	L	55-56	1318
02/16/2020	at Louisville	L	49-82	12086
02/20/2020	Virginia Tech	L	62-68	7401

TV/RADIO ROSTER



#1 Kristin Baer
Gr. // F // 6-2
San Jose, Calif.
St. Francis



#2 Katie Cole
Sr. // G // 5-10
Toledo, Ohio
Sylvania Northview



#3 Maggie Murdock
So. // G // 5-8
Glencoe, Ill.
New Trier



#5 Cate Murdock
So. // G // 5-8
Glencoe, Ill.
New Trier



#10 Katlyn Gilbert
So. // G // 5-10
Indianapolis, Ind.
Heritage Christian




#12 Abby Prohaska
So. // G // 5-10
Libert Township, Ohio
Lakota West



#13 Marta Sniezek
Gr. // G // 5-8
McLean, Va.
Stanford



#20 Nicole Benz
Jr. // G // 5-8
Valencia, Calif.
William S. Hart



#21 Anaya Peoples
Fr. // G // 5-10
Danville, Ill.
Schlarman



#22 Danielle Cosgrove
So. // F // 6-4
Holbrook, N.Y.
Sachem East



#24 Destinee Walker
Gr. // G // 5-10
Orlando, Fla.
North Carolina



#30 Mikky Vaughn
Jr. // C // 6-3
Philadelphia, Penn.
Paul VI/Friends' Central



#33 Sam Brunelle
Fr. // F // 6-2
Ruckersville, Va.
William Monroe



#40 Katie Keyes
Fr. // 5-11 // F
Ridgewood, N.J.
Ridgewood



Muffet McGraw
Karen & Kevin Keyes Head Coach
33rd Season at Notre Dame
38th Overall as Head Coach



Carol Owens
Associate Head Coach
11th Season as Associate
20th Season at Notre Dame



Beth Cunningham
Associate Head Coach
8th Season



Michaela Mabrey
Assistant Coach
1st Season