



NOTRE DAME

WOMEN'S BASKETBALL

FIGHTING IRISH MEDIA

Primary Women's Basketball Contact

Josh Bates @Josh13Bates	jbates2@nd.edu 574-310-9954
-----------------------------------	--------------------------------

GAME 29

NORTH CAROLINA (16-11, 7-9)

2019-20 RESULTS (11-17, 6-10)

Date	Opponent	TV	Time/Result
N5	at Fordham	ESPN+	W, 60-55
N8	Loyola Maryland	ACCNX	W, 84-60
N11	(RV/RV) Tennessee	ESPN2	L, 74-63
N14	#16/21 Michigan State	ACCN	L, 72-69
N20	Toledo	ACCNX	W, 54-51
N23	at #21/19 Michigan	BTN+	W, 76-72
N28	FGCU +	Flo Stream	L, 69-60
N29	South Dakota State +	Flo Stream	L, 65-59
N30	#21/20 USF +	Flo Stream	W, 67-51
D4	(RV/RV) Minnesota ^	ACCN	L, 75-67
D8	at #4/4 UConn &	ESPN	L, 81-57
D11	#16/15 DePaul	ACCN	L, 105-94
D29	Clemson *	RSN	L, 71-55
J2	at Pittsburgh *	ACCNX	W, 60-52
J5	at Syracuse *	ACCN	L, 74-63 (OT)
J9	Boston College *	ACCNX	L, 75-65
J12	#9/8 NC State *	ACCN	L, 90-56
J16	at Duke *	ACCN	L, 50-47
J19	Miami *	ACCN	W, 76-53
J26	at Virginia *	ACCNX	L, 90-60
J30	#5/4 Louisville *	ESPNNews	L, 86-54
F2	at Georgia Tech *	ACCN	W, 59-51
F6	at Wake Forest *	ACCNX	W, 75-71
F9	Pittsburgh *	ACCN	W, 74-52
F13	at Boston College *	ACCNX	L, 56-55
F16	at #9/9 Louisville *	ACCN	L, 82-49
F20	Virginia Tech *	RSN	L, 68-62
F23	Syracuse *	ACCN	W, 72-70
F27	North Carolina *	ACCNX	7 pm
M1	at Florida State *	ESPN2/ACCN	2 pm
M4-8	ACC Championships		
M20-23	NCAA 1st & 2nd Rounds		
M27-30	NCAA Regional Round		
A3-5	NCAA Final Four		

@ - Exhibition

+ - Cancun Challenge

^ - ACC/Big Ten Challenge

& - Jimmy V Classic | Hartford, Connecticut

* - Atlantic Coast Conference game

- ACC Tournament (Greensboro, N.C.)

! - NCAA Championship

GAME INFO

	Thursday, Feb. 27 7 p.m. ET	Notre Dame, Ind. Purcell Pavilion (9,149)
	ACCNX	
	Pulse FM 96.9 /92.1/103.1	Bob Nagle, Karen Keyes
	Follow the live stats on UND.com	
	@NDWBB #GoIrish	

THE SERIES

vs UNC	ND leads, 8-2	Last: ND won, 95-77, on 3/8/19 in Greensboro	Streak: W1
at Home	ND leads, 3-0	Last: ND won, 94-62, on 2/1/18	Streak: W3

THE COACHES

	Head Coach	At School	Overall
ND	Muffet McGraw	846-251 (33rd year)	934-292 (38th year)
UNC	Courtney Banghart	16-11 (1st year)	270-114 (13th year)

BY THE NUMBERS

10,230	The record breaking career amount of points lost with last year's starting five
3,259	Points lost from players last season (includes transfers and Prohaska) - equates to 94.4 percent of the offense
1,010	All-time Notre Dame program wins
934	Coach McGraw Career Wins
846	Coach McGraw wins at Notre Dame
234	Consecutive weeks ranked in the AP Poll before ND dropped out in week two (dated back to 2007-08 season) - ranked as the 3rd best active streak behind UConn and Baylor
91-5	Notre Dame's record in ACC play before this season. Now 97-15
67	NCAA Tournament wins - 4th most in Division I
58	Straight conference wins at home (dating back to 2012) before the ACC season-opening loss to Clemson
31	Points scored by Brunelle vs. DePaul on Dec. 11 - ties most by a freshman in ND history
27	Total conference championships
31	Charges taken by Marta Snizek
24	straight NCAA Championship appearances - fourth longest active streak & fifth longest all-time
22	Different All-Americans
13.4	Brunelle's scoring average leads all freshmen in the ACC. Gilbert ranks 2nd with her 13.2 ppg.
11	30-win seasons in program history
9	Final Four appearances - ranks as fifth most
8	Regular season league championships in a row (2 Big East / 6 ACC) // 8 20-point games for Walker
7	NCAA Title game appearances - 1 of 4 schools to do so (Tennessee, UConn and La Tech) // Brunelle became the first freshman to start her Irish career with seven double-digit scoring efforts
3	National ranking for Notre Dame's 2020 recruiting class - the highest in Coach McGraw's tenure
2	National Titles - Notre Dame is the seventh program with multiple national championships
1	Naismith Hall of Fame Coach

NOTRE DAME ROSTER

No.	Name	Position	Height	Year	Hometown	Previous School
1	Kristin Baer	F	6-2	Gr.	San Jose, Calif.	St. Francis
2	Kaitlin Cole	G	5-10	Sr.	Toledo, Ohio	Sylvania Northview
3	Maggie Murdock	G	5-8	So.	Glencoe, Ill.	New Trier
5	Cate Murdock	G	5-8	So.	Glencoe, Ill.	New Trier
10	Katlyn Gilbert	G	5-10	So.	Indianapolis, Ind.	Heritage Christian
12	Abby Prohaska	G	5-10	So.	Liberty Township, Ohio	Lakota West
13	Marta Sniezek	G	5-8	Gs.	McLean, Va.	Stanford
20	Nicole Benz	G	5-8	Jr.	Valencia, Calif.	William S. Hart
21	Anaya Peoples	G	5-10	Fr.	Danville, Ill.	Schlarman
22	Danielle Cosgrove	F	6-4	So.	Holbrook, N.Y.	Sachem East
24	Destinee Walker	G	5-10	Gr.	Orlando, Fla.	North Carolina
30	Mikayla Vaughn	C	6-3	Jr.	Philadelphia, Penn.	Paul VI/Friends' Central
33	Sam Brunelle	F	6-2	Fr.	Ruckersville, Va.	William Monroe
40	Katie Keyes	F	5-11	Fr.	Ridgewood, N.J.	Ridgewood

Karen & Kevin Keyes Women's Basketball Head Coach	Muffet McGraw	Saint Joseph's '77	33rd Season / 38th Overall
Associate Head Coach	Carol Owens	Northern Illinois '90	19th Season
Associate Head Coach	Beth Cunningham	Notre Dame '97	8th Season
Assistant Coach	Michaela Mabrey	Notre Dame '16	1st Season
Director of Operations	Angie Potthoff	Penn State '97	1st Season
Video Coordinator	James Spinelli	Temple '14	2nd Season
Sport Administrator	Katie Capps	Western Kentucky '02	5th Season

AT THE HELM

Karen and Kevin Keyes head coach Muffet McGraw completed her 32nd season at the helm of the Irish (846-251) and 37th year overall as a head coach (934-292). With 934 career wins, McGraw ranks seventh all-time among Division I coaches. McGraw also ranks fifth among active coaches, trailing Tara VanDerveer, Geno Auriemma, Barbara Stevens and Vivian Stringer.

McGraw is also just one of five coaches (men's or women's basketball) in NCAA Division I history with over 900 wins, nine Final Fours and multiple national championships. The prestigious list includes Pat Summitt, Geno Auriemma, Tara VanDerveer and Duke men's coach Mike Krzyzewski.

In September of 2017, McGraw was enshrined into the Naismith Memorial Basketball Hall of Fame, becoming the 32nd woman ever to do so and 13th female coach.

Coach McGraw boasts nine Final Fours (third behind Auriemma and Summitt), seven NCAA title game appearances and the third most NCAA Tournament wins with 67. Coach McGraw is also the sixth different coach with multiple NCAA titles, joining Auriemma, Summitt, Linda Sharp, Tara VanDerveer and Kim Mulkey.

Finally, against the very school in which she began her head coaching career, Coach McGraw joined the 900-win club when the Irish defeated Lehigh on Dec. 30, 2018.

McGraw became the fourth fastest Division I coach to reach the 900 win milestone, doing so in 1,172 games:

Geno Auriemma	1,034 games
Pat Summitt	1,072 games
Tara VanDerveer	1,104 games

NCAA HISTORY

Notre Dame wrapped its 26th NCAA Championship appearance and 24th in a row. Their 24 straight appearances are the fourth longest active streak in the country and fifth best all-time.

Most Consecutive NCAA Berths

No.	School	Streak	Years
1.	Tennessee	38	1982-2019*
2.	Stanford	32	1988-2019*
3.	UConn	31	1989-2019*
4.	Louisiana Tech	25	1982-2011
5.	Notre Dame	24	1996-2019*

* denotes active streak

The Irish are 67-24 all-time in the NCAA Tournament, as their 67 wins rank fourth all-time.

Notre Dame joins Louisiana Tech, USC and Stanford with two NCAA titles behind UConn (11), Tennessee (8) and Baylor (3).

Notre Dame is one of three schools (Tennessee & UConn) to reach seven NCAA Title games. Their nine Final Four appearances are the fifth-most of any school behind Tennessee (18), UConn (18), Stanford (13) and La Tech

PRONUNCIATION

Katlyn Gilbert	Kate-lyn
Anaya Peoples	Uh-nay-uh
Abby Prohaska	Pro-hask-kuh
Marta Sniezek	Sneeze-ick

TEAM INFORMATION

Conference	Atlantic Coast
Home Arena (Capacity)	Purcell Pavilion (9,149)
Starters Returning/Lost	0/5
Total Returning/Lost	6/8
Newcomers	4
First Season	1977-78
Full Seasons	41
All-Time Record	1,010-350 (.743)
NCAA Appearances/Record	26 / 67-24 (.736)
First/Last NCAA Appearance	1992 / 2018
ACC Member	2013-14 - present
ACC Regular Season	97-15 (.866)
ACC Tournament	17-1 (.933)
ACC Tournament Championships	4 (2014-17)

NATIONAL RANKINGS

2019-20 AP TOP 25
(Week 17)

1. South Carolina
2. Baylor
3. Oregon
4. Stanford
5. Louisville
6. UConn
7. Maryland
8. NC State
9. UCLA
10. Mississippi St
11. Gonzaga
12. Texas A&M
13. Arizona
14. Northwestern
15. Kentucky
16. DePaul
17. Oregon St
18. Iowa
19. Florida St
20. South Dakota
21. Missouri St
22. Indiana
23. Princeton
24. Arizona St
25. TCU

Receiving Votes:
Arkansas 44, Florida Gulf Coast
21, Central Michigan 6, Duke 1

2019-20 USA TODAY COACHES
(Week 17)

1. South Carolina
2. Baylor
3. Oregon
4. UConn
5. Louisville
6. Stanford
7. Maryland
8. UCLA
9. Mississippi St
10. Gonzaga
11. NC State
12. South Dakota
13. Arizona
14. Texas A&M
15. DePaul
16. Kentucky
17. Missouri St
18. Oregon St
19. Northwestern
20. Iowa
21. Princeton
22. Florida St
23. FGCU
24. Indiana
25. TCU

Receiving Votes:
Arizona State 30, Arkansas 29,
Central Michigan 24, Old Domin-
ion 3, Ohio State 2, Stony Brook
2, Troy 2, Duke 1, Coastal Carolina
1, Drexel 1

NOTRE DAME ACC STATS

Team Stats	ACC Only (Rk)	All Games (Rk)
Scoring Offense	61.4 (11)	64.0 (10)
Scoring Defense	68.2 (13)	68.6 (14)
Scoring Margin	-6.8 (12)	-4.6 (13)
FT Percentage	.731 (6)	.683 (11)
FG Percentage	.369 (13)	.396 (11)
FG Pct. Defense	.392 (7)	.389 (9)
3-FG Percentage	.271 (12)	.255 (15)
3-FG Pct. Defense	.255 (1)	.277 (3)
Rebounding Offense	38.6 (6)	37.4 (14)
Rebounding Defense	43.6 (14)	43.7 (15)
Rebounding Margin	-5.0 (14)	-6.3 (15)
Blocked Shots	3.6 (8)	3.6 (9)
Assists	14.9 (2)	14.4 (4)
Steals	8.9 (2)	8.8 (3)
Turnover Margin	-0.5 (10)	+0.1 (8)
Assist/TO Ratio	0.8 (8)	0.8 (10)
Offensive Rebounds	12.9 (6)	11.6 (14)
Defensive Rebounds	25.7 (6)	25.8 (10)
3-FG Made	4.3 (13)	3.8 (15)

INDIVIDUAL ACC STATS

Individual Leaders	Stat	ACC (Rk)	All (Rk)
Katlyn Gilbert	Assists	3.6 (11)	
	Steals	2.1 (3)	2.0 (4)
Destinee Walker	Scoring	15.9 (8)	14.7 (11)
	FT%	.802 (8)	.767 (8)
	Minutes		35.3 (6)
Sam Brunelle	3PT FG	2.1 (8)	
	3PT FG%	.340 (7)	
Marta Sniezek	Assists	4.9 (5)	5.3 (2)
	Steals	1.7 (10)	1.8 (6)
	A/TO Ratio	1.2 (14)	1.2 (14)
	Minutes	35.9 (12)	36.1 (3)
Mikki Vaughn	Blocks	1.4 (10)	
	O-Reb	2.9 (7)	
*Time of Injury			
Anaya Peoples	Rebounds	7.6 (8)	8.1 (11)
	FG%		.457 (7)
	Steals	2.4 (6)	1.9 (5)
	O-Reb	3.2 (5)	2.7 (11)
	D-Reb		5.4 (13)

(10).

The Irish have reached 10 Elite Eights. In fact, Notre Dame and UConn are the only teams to reach the Elite Eight eight times in the last nine years. Yet, the Irish have been more successful than any other regularly-appearing school at that stage, as their .900 winning percentage (9-1) is the best of any program to play in at least five Elite Eights.

Best Elite Fight Winning % (Min. Five App.)

No.	School	Record	Pct.
1.	Notre Dame	9-1	.900
2.	UConn	20-5	.800
3.	Stanford	13-7	.650
4.	Tennessee	18-10	.643

Finally, Notre Dame has advanced to 17 Sweet 16s. The Irish are one of four schools to make the last 10 straight Sweet 16s, joining UConn, Stanford and Baylor.

HISTORY WITH NORTH CAROLINA

Notre Dame leads the overall series 8-2 against North Carolina, including a 3-0 mark at home.

Last season, the Tar Heels bested the No. 1 ranked Irish in Chapel Hill, 78-73. However, the Irish got some retaliation via a 95-77 route later that year in the ACC Tournament.

ACC ROOKIE OF THE YEAR CANDIDACY

Notre Dame can certainly make its point in having an ACC Rookie of the Year candidate. Anaya Peoples was arguably the early favorite. At the time of her injury she led all ACC freshmen in rebounds (8.1), shooting percentage (.457) and steals (1.9), and ranked second in points (12.6). Now, look no further than Sam Brunelle or Katlyn Gilbert.

Brunelle and Gilbert lead all ACC freshmen in scoring, averaging 13.4 and 13.2 ppg, respectively. In fact, the Irish would have boasted the top three scoring spots for freshmen when you add in Peoples' 12.6 ppg. The next highest is Virginia Tech's Elizabeth Kitley at 12.0.

Brunelle leads all ACC freshmen in the Points + Assists + Rebounds/Game category at 20.8. Furthermore, only three ACC freshmen average at least 10 points, 5 rebounds and 1.5 assists: Brunelle, Peoples & Clemson's Amari Robinson.

Brunelle's four 20+ scoring games leads all freshmen in the ACC.

Gilberts leads all ACC freshmen in assists/game, where she averages 2.7.

When looking at double-digit scoring games, Gilbert leads the way there with 23, with Brunelle next at 20. Clemson's Amari Robinson & Virginia Tech's Elizabeth Kitley follows next with 16.

ACC

Team	ACC Record	Overall Record
Louisville	14-2	25-3
NC State	12-4	23-4
Duke	11-5	17-10
Florida State	10-6	21-6
Boston College	10-6	17-10
Virginia Tech	10-6	20-7
Syracuse	9-7	15-12
Georgia Tech	9-8	18-10
North Carolina	7-9	16-11
Virginia	7-9	12-15
Wake Forest	7-10	14-14
Notre Dame	6-10	11-17
Miami	5-11	13-14
Clemson	3-13	7-20
Pitt	1-15	4-23

ACC PLAYERS OF THE WEEK

Nov. 11	Jocelyn Willoughby, Virginia
Nov. 18	Nausia Woolfolk, Florida State
Nov. 26	Haley Gorecki, DU / Beatrice Mompremier, UM
Dec. 2	Dana Evans, Louisville
Dec. 9	Kiah Gillespie, Florida State
Dec. 16	Elissa Cunane, NC State
Dec. 23	Kiah Gillespie, FSU / Beatrice Mompremier, UM
Dec. 30	Kendall Spray, Clemson
Jan. 6	Elissa Cunane, NC State
Jan. 13	Jocelyn Willoughby, Virginia
Jan. 20	Dana Evans, Louisville
Jan. 27	Leaonna Odom, Duke
Feb. 3	Emma Guy, BC / Janelle Bailey, UNC
Feb. 10	Kiah Gillespie, Florida State
Feb. 17	Taylor Soule, Boston College
Feb. 24	Taylor Soule, Boston College

ACC ROOKIES OF THE WEEK

Nov. 11	Elizabeth Kitley, Virginia Tech
Nov. 18	Malu Tshitenge, North Carolina
Nov. 26	Kylie Komegay-Lucas, Virginia
Dec. 2	Anaya Peoples, Notre Dame
Dec. 9	Amber Brown, Pitt
Dec. 16	Sam Brunelle, Notre Dame
Dec. 23	River Baldwin, Florida State
Dec. 30	River Baldwin, Florida State
Jan. 6	Amber Brown, Pitt
Jan. 13	Shemera Williams, Virginia
Jan. 20	Amari Robinson, Clemson
Jan. 27	Shemera Williams, Virginia
Feb. 3	Dayshanelle Harris, Pitt
Feb. 10	Katlyn Gilbert, Notre Dame
Feb. 17	Elizabeth Kitley, Virginia Tech
Feb. 24	Elizabeth Kitley, Virginia Tech

NCAA NATIONAL RANKINGS

Statistic	Nat'l Rank	Conf Rank	Value	National Leader	Value
Assists/Game	82	4	14.4	Baylor	22.5
Free Throw Attempts	77	2	499	Troy	676
3PT FG Defense	27	3	.277	Old Dominion	.235
Turnovers Forced	73	2	18.2	Alcorn	26.6
Statistic	Player	Nat'l Rank	Value	National Leader	Value
Assists/Game	Marta Sniezek	24	5.3	Sabrina Ionescu, Oregon	8.9
FG Attempts	Katlyn Gilbert	44	396	Dyaisha Fair, Buffalo	486
FT Made	Destinee Walker	69	102	Keni Jo Lippe, Oral Roberts	171
Minutes/Game	Marta Sniezek	47	36.1	Rose Caverly, Vermont	39.4

Among freshmen at power-five schools, Brunelle's and Gilbert's scoring average ranks 7th & 8th, respectively.

Next, there only two freshmen pairs in all of Division-I to both average 13.0 ppg or higher --> ND's Brunelle and Gilbert, Fresno State's Haley & Hanna Cavinder and UTSA's Mikayla Woods & Adryana Quezada

All-in-all, Brianna Turner, who remains the program's lone ACC Rookie of the Year, averaged 13.8 ppg when she won it back in 2015.

GILBERT + GORECKI IN CLASS OF THEIR OWN

Only two players in all of the ACC average at least 10 points, 2.5 assists, 2 steals and 4 rebounds: Gilbert and Duke's Haley Gorecki. Widening the range - only eight players total among Power-5 schools.

ND FRESHMEN STACKING UP HISTORICALLY

Brunelle and Gilbert (by eligibility) are on pace to etch their names in the Notre Dame freshmen record books, as both could end up in the top-10 scoring-average list. Peoples finished with 12.6 ppg, so just outside the top-10.

AS A FRESHMAN

Player	Average	Season
1. Beth Morgan	17.9	1993-94
2. Shari Matvey	17.6	1979-80
3. Alicia Ratay	14.0	1999-00
4. Skylar Diggins	13.8	2009-10
4. Jacqueline Batteast	13.8	2001-02
4. Brianna Turner	13.8	2014-15
7. Sam Brunelle	13.4	2019-20
8. Katlyn Gilbert	13.2	2019-20
9. Mary Beth Schueth	13.0	1981-82
10. Courtney LaVere	12.8	2002-03

In addition, Peoples' rebounding effort this year (8.1 rpg) would place her third all-time on the freshmen list, ranking behind Shari Matvey (10.2) and Mary Beth Schueth (9.1).

FULFILLING HER DESTINEE

What a month it's been for Walker - seven games, seven double-digit scoring performances. Only Virginia's Jocelyn Willoughby (22.2 ppg) and Duke's Haley Gorecki (19.4 ppg) are having a better February than Walker (19.2 ppg) amongst ACC players.

When further looking at February-only stats: Walker is shooting 42.5 percent from the field and 30-of-35 from the free-throw line (.857). She recorded three straight games with 20+ points from Feb. 6-13.

4TH QUARTER SURGES

Big part of Walker's success this month is due to her fourth quarter surges. Walker went 5-of-10 in the fourth vs. Virginia Tech, scoring 12 of her 19 points. She helped cut what was a 22-point deficit to five points with 11 seconds left.

She tallied eight of her 24 points in the fourth vs. Pitt.

After sitting with two points at the half at Wake Forest, Walker willed the Irish to victory by scoring 12 points in the third and 10 points in the fourth.

Notable mention: Walker almost single-handedly won the game in Boston College (2/13), pouring in 21 points, including a go-ahead basket with 1.2 seconds on the clock.

THREE'S BY A FRESHMAN

Brunelle enters Thursday's matchup vs. UNC with 47 three-pointers on the season. That number surpassed Beth Cunningham for second most in a freshman

season, trailing only Irish great Alicia Ratay at 73.

Brunelle was on fire from three against Virginia Tech on Feb. 20. The freshman started 4-for-4 from deep before finishing the game 6-of-10. The six threes marked a career high and the most from an Irish player since Arike Ogunbowale (6) vs. Virginia on March 3, 2019.

Her six treys were the second most in an individual game by a ND freshman, with Alicia Ratay still holding the top mark when she downed seven at Rutgers on Feb. 19, 2000.

HEATING UP FROM THREE

Sam Brunelle struggled early on, going 13-of-68 (.191) from beyond the arc over the first 14 games. However, the next 14 games, she's converted 34-of-96 (.354) from three.

Brunelle has made 14 treys in the month of February, which ranks 5th in the ACC in that span.

In league play, Brunelle averages 2.1 made threes/game on 34.0 percent shooting from deep - both rank in the top-10.

DESTINEE - 20 POINT GAMES

For the first time of her career, Walker achieved three straight games with 20+ points from Feb. 6-13. Walker totaled 69 points in said span, averaging 23.0 ppg.

All-in-all, she leads the Irish in 20+ scoring performances with eight, which also sets a new career best - previous was four set her sophomore year at UNC (2016-17). Her eight games are tied for 6th in the ACC.

ACC MOST IMPROVED NOMINEE - VAUGHN

As the lone Irish player with significant on-court experience from last season, Vaughn took on a major leadership role with the team, and is also the program's best nominee for most improved: Vaughn went from averaging 3.3 points and 2.4 rebounds to 10.9 points and 6.9 rebounds. She shot 52.5 percent last year and jumped that to 58.2 percent aka the second best shooting percentage in the ACC.

VAUGHN DOUBLE-DIGIT EFFORTS

Mikki Vaughn has recorded five separate occasions in which she has reached double-digit points by halftime - four of which occurred on the road:

- 13 at Pitt on Jan. 2
- 10 at Syracuse on Jan. 5
- 14 at Duke on Jan. 23
- 10 at Georgia Tech on Feb. 2

All-in-all, Vaughn has notched eight double-digit scoring performances in league play - seven of which have been 16+ points. She has also recorded two 20-point efforts in just the month of February.

NOTRE DAME'S RECORD WHEN ...

Day of the Week	
Sunday	4-6
Monday	0-1
Tuesday	1-0
Wednesday	1-2
Thursday	2-7
Friday	1-1
Saturday	2-0

Time of Game	
Day games (before 6 pm local time)	6-8
Night games (6 pm or later local time)	5-9

Location	
Home games	5-9
Road games	5-6
Neutral site	1-2

Halftime Score	
Leading at the half	7-3
Tied at the half	0-1
Trailing at the half	4-13

Individual Scoring	
Two or fewer double-figure scorers	0-6
Three double-figure scorers	4-7
Four double-figure scorers	7-4
Five or more double-figure scorers	

Rebounding margin	
More rebounds than opponent	5-4
Same number of rebounds	0-1
Fewer rebounds than opponent	6-12

Field goal shooting	
Shot higher percentage than opponent	11-6
Shot same percentage as opponent	
Shot lower percentage than opponent	0-11
Shot 45% or better	7-4
Shoot less than 45%	4-13
Hold opponent under 40%	10-5

Free-throw margin	
Make more free-throws than opponent	7-8
Make same number of free-throws	1-2
Make fewer free-throws than opponent	3-7

Turnovers	
Commit fewer turnovers	5-7
Commit same number of turnovers	3-1
Commit more turnovers	3-9

Uniform Combinations	
White jerseys with gold	2-1
White jerseys with green trim	3-5
White jerseys with navy trim	0-4
Blue jerseys	4-7
White jerseys with pink trim	1-0

Miscellaneous	
Vs. top-25	2-6
Vs. top-10	0-4
When ranked higher	2-2
When ranked lower	2-5
On commercial tv	4-12
In overtime games	

Margin of Victory	
1-5 points	5-3
6-10 points	2-5
11-15 points	0-3
16-20 points	1-1
21+ points	3-5

Month	
November	5-4
December	0-4
January	2-6
February	3-3
March	
April	

Vaughn is coming off a career high 21-point showing vs. Syracuse on Feb. 23.

3PT FG% DEFENSE

The Irish lead ACC schools in league play in three-point field goal percentage defense, limiting opposition to .255 shooting percentage from beyond the arc.

FEBRUARY-ONLY STATS

When looking at just the month of February, the Irish rank first in three-point field goal defense (.205), second in field goal defense (.372) and second in assists/game (14.7).

BATTLE TESTED

Though the Irish are 11-17 on the year, they boast a winning record in games decided by five points or less, with a 5-3 mark. Extending it further, Notre Dame is closer to .500 at 7-8 in games decided by 10 points or less.

REUNITED IN DALLAS

Best friends, national champions, now WNBA teammates. On Feb. 21, the Dallas Wings acquired Marina Mabrey from the LA Sparks, reuniting her with Arike Ogunbowale. Marina left as the program's all-time made threes leader, while Arike left as the all-time scoring leader.

GILBERT ACC ROOKIE OF THE WEEK

For the first time in her career, Gilbert picked up an ACC accolade, earning Rookie of the Week honors on Feb. 10. Gilbert averaged 14.5 points, 5.5 rebounds and 3.5 assists in wins over Wake Forest and Pitt - all up from her season averages.

Gilbert was an efficient 45.5 percent from the floor at Wake Forest, totaling 12 points for the game. The 5-10 guard also delivered a key jumper in the paint which broke the 69-69 tie to propel the Irish forward for the 75-71 win. Next, Gilbert poured in 17 points in the 74-52 win over Pitt, marking her team-best 21st game in double figures. In fact, Gilbert posted a strong first half - already in double digits with 11 points.

BAER'S DEN

A new face has appeared at the end of the Notre Dame bench, sporting a No. 1 jersey. She is none other than Irish volleyball product Kristin Baer. The graduate student still boasted a year of eligibility after her final volleyball season and joined the women's basketball squad before the Georgia Tech game. Baer played middle blocker and led the Irish with a career high 119 blocks last fall.

Baer got into the Pitt game on Feb. 9 with 1:35 remaining and scored her first career basket.

THE ONES THAT GOT AWAY

Three times in ACC play, the Irish let a sustainable lead slip away late.

- Feb. 13 at Boston College -- Irish were up 15 points at 4:21 left in the third. The Eagles rallied with a 20-0 run to claim the lead. With 1.2 seconds remaining, Destinee Walker hits a go-ahead jumper to push the Irish ahead. Yet, Boston College takes a timeout to advance the ball and scores underneath the basket at the buzzer.

- Jan. 16 at Duke -- Irish were up nine points in the fourth quarter but turned the ball over three times in the final 40 seconds to lose 50-47.

- Jan. 5 at Syracuse -- Up 10 within the first minute of the fourth quarter, and later up four with 1:31 left, yet the Orange won 74-63 in overtime.

Three times in non-con play, the Irish battled back and had a chance to win in the fourth but couldn't close it out.

- Dec. 4 vs. Minnesota -- Down 18 in the 2nd quarter -- took a 57-56 lead in the 4th quarter before losing 75-67.

- Nov. 29 vs. South Dakota State -- Down 16 in the 3rd quarter -- took a 48-45 lead at the start of the 4th quarter before losing 65-59.

- Nov. 14 vs. Michigan State -- Down 13 in the 1Q -- had chance to tie at the buzzer before losing 72-69.

BUILDING BLOCK FOR THE FUTURE

The future is certainly bright for the Irish with a young nucleus in place. With Gilbert's redshirt last year, coupled with Prohaska's redshirt this season, the duo will join Brunelle and Peoples as sophomores for the 2020-21 season. Add that to the fact that five freshmen, who were the No. 3 ranked recruiting class in the coun-

under 33-year head coach Muffet McGraw - the closest being 7-7 for the 1991-92 season. In fact, their lone losing home record over their 10 seasons prior to McGraw's arrival came in 1980-81 (first year as an NCAA Division I program), when they went 6-7 under head coach Mary DiStanislao.

OLYMPIANS ON THE HORIZON

In the 40-year history of the program, the Irish have had only two Olympians: Ruth Riley and Canada's finest Natalie Achronwa. As the 2020 Tokyo Olympics draw near, the Irish could finally add three names to the list: Skylar Diggins-Smith, Kayla McBride and Jewell Loyd. All three have suited up recently in either exhibitions versus college teams or FIBA Olympic qualifying action.

FRESHMEN DUO SENSATION

Notre Dame women's basketball has never seen the offensive output from two freshmen like this before, let alone three - Brunelle & Gilbert are averaging 13.4 & 13.2 ppg, respectively, while Peoples finished at 12.6 ppg. There have never been three freshmen to finish with a double-digit scoring average, and there have only been two freshmen pairs in program history to finish the season that way:

-- Arike Ogunbowale (11.4) and Marina Mabrey (10.7) in the 2015-16 season.

-- Mary Beth Schueth (13.0) and Carrie Bates (12.4) were the first in the 1981-82 season.

Currently, there are only three freshmen pairs in all of Division-I to average 13.0 ppg or higher --> ND's Brunelle and Gilbert, Fresno State's Haley & Hanna Cavinder and UTSA's Mikayla Woods & Adryana Quezada.

IF ONLY THEY KEPT THE STAT

If charges taken was an official NCAA kept stat, Marta Sniezek could very well be atop the list in the nation.

The defensive catalyst of the team, Sniezek has taken 31 charges this season, which shatters the record set by Kristina Nelson during the 2017-18 championship season (19). In addition, Sniezek had recorded a charge taken in 13 straight games, which ended against Louisville on Jan. 30.

Her most impressive week came on the Cancun trip. The Virginia native took a charge against FGCU, four against South Dakota State and then four again vs. USF in Cancun.

On a completely different defensive note - Sniezek is averaging 1.8 steals/game, which ranks 6th in the ACC. The Virginia native captured a career high six steals at Syracuse on Jan. 5.

SNIEZEK DIMES

Sniezek is averaging 5.3 assists/game which ranks 24th in the nation and 2nd in the ACC - only behind Virginia Tech's Taja Cole. In addition, her 1.2 A/TO ratio ranks 14th in the league.

Sniezek boasts two double-digit assist performances, which ties for the most in the league. Her 12-assist performance against No. 16 DePaul on Dec. 11, tied for the league high for an individual game.

DECADE IN REVIEW

Seven Final Fours, six NCAA title game appearances and one national championship in 2018 -- Notre Dame just capped not only its best decade in program history, but also one of the best in all of Division I.

Over the past 10 years, Notre Dame has captured 316 wins, which ranks third behind UConn and Baylor. Furthermore, they have posted the third highest scoring average over the past decade as well.

UConn -- 337 wins -- 83.7 ppg

Baylor -- 321 wins -- 82.0 ppg

Notre Dame -- 316 wins -- 81.4 ppg

Stanford -- 284 wins

Maryland -- 270 wins

LOOKING BACK AT ND'S GREAT START IN THE ACC

The Irish are competing in their seventh season in ACC play. Over the past six years, they have been nothing short of dominant.

The Irish won six straight ACC regular season championships (and eight straight regular season titles when going back to the final two years in the BIG EAST). The six consecutive regular season titles tie the all-time mark set by Virginia from 1991-96. In addition, the eight in a row marks the second highest active streak in the country, only behind nine from Baylor. Furthermore, the Irish have claimed five ACC Tournament crowns.

Before this conference season, Notre Dame had compiled a 91-5 league record since joining the ACC for the 2013-14 season.

The loss to Clemson on Dec. 29 not only marked Notre Dame's first ACC loss at home, but also the first conference game loss at home since its BIG EAST days in 2012. The Irish had won 58 straight conference games at home in that span.

31 POINTS FOR A FRESHMAN

On Dec. 11 versus No. 16 DePaul, Sam Brunelle exploded with a career high 31 points on 13-of-18 shooting. Brunelle is now 1-of-6 players in the ACC to record a 30+ point performance.

Her 31 points are tied for the seventh most in the country by a true freshman this year - top honor belongs to

St. John's Leilani Correa, who scored 33 against Army.

When looking just at Notre Dame's freshmen history, Brunelle has tied both Skylar Diggins and Katryna Gaither for a freshman individual game scoring high.

Skylar Diggins poured in 31 points (13-21 FG) in an NCAA second round win over Vermont. It marked the most points ever by a Notre Dame rookie in an NCAA tourney game. In addition, Katryna Gaither had 31 points against Indiana on Nov. 24, 1995.

Jewell Loyd gives great reference in terms of Brunelle's performance against a ranked squad -- Loyd recorded 24 points against No. 3 Baylor, which marked the most points by a Notre Dame rookie against a ranked team since Jan. 26, 2002, when Jacqueline Batteast tallied 26 vs. No. 16 Virginia Tech. Prior to that, Alicia Ratay recorded 26 at No. 8 Rutgers on Feb. 19, 2000.

GILBERT-PEOPLES CONNECTION

The on-the-court chemistry between guards Katlyn Gilbert and Anaya Peoples has been immediate and there's no wonder way. Gilbert, from the Indianapolis area, and Peoples from Danville, Illinois, have played together every summer since they were seven and six years old, respectively. The duo first played on FBC together and later finished playing with Midwest Elite in Chicago.

BRUNELLE SETS FRESHMAN RECORD

Never in the history of the Fighting Irish women's basketball program has a player started her ND career with five straight games in double figures ... until now. Freshman Sam Brunelle did just that and then more, recording a stretch of seven in a row before her streak came to an end vs. South Dakota State on Nov. 29.

AN IMPRESSIVE STREAK ENDED

A 12-year streak ended on Monday, Nov. 18, when Notre Dame exited the A.P. Top-25 poll. At the time, the Irish boasted the third highest active streak in the country with 234 straight weeks in the poll - only UConn and Baylor were higher. The streak dates back to the start of the 2007-08 season.

WHAT WE'VE LOST

Starters Ogunbowale, Young, Mabrey, Shepard and Turner went down as the most prolific scoring fivesome in NCAA Division I history. The ND quintet amassed a total of 10,230 points, becoming the first group to ever accumulate 10,000 points or more.

When you look at those who graduated/went to the WNBA, transferred or who are currently injured (Prohaska), the Irish have lost 3,259 points of their 3,454 team total from last season. That equates to 94.4 percent of their offense. Both the percentage and total rank as the most all-time lost for a power-five school.

Now last year's starters went on to make WNBA Draft history - becoming the first starting five to not only be drafted but do so in the first 20 picks. Jackie Young became the second Irish player in program history selected No. 1 overall, joining Jewell Loyd, when she was picked by the Las Vegas Aces. Notre Dame joined Stanford, Tennessee and UConn as the only programs with multiple No. 1 overall selections.

Moments later, the Dallas Wings selected Arike Ogunbowale fifth overall. This marked the first time the Irish had two first round picks within the top five. History continued with the 11th overall pick, where the Atlanta Dream selected Brianna Turner, thus marking the first time Notre Dame had three first round picks. However, shortly after, the Mercury traded for the rights of Turner, shipping the forward to Phoenix, Arizona. Next up, Jessica Shepard went 16th overall to the Minnesota Lynx. Then Marina Mabrey completed the group after going 19th overall to the Los Angeles Sparks.

Furthermore, Ogunbowale, Young and Turner were later named to the WNBA All-Rookie Team, as ND became the first program to have three selections.

CHANGE IN COACHING

Out of 349 NCAA Division I women's basketball programs at the start of the 2018-19 season, Notre Dame was one of just six, whose head coach and three assistant coaches were together seven consecutive seasons. However, change met familiarity for the 2019-20 season. Just months after Coach McGraw's passionate Final Four speech about wanting more female leadership, Niele Ivey accepted an assistant coaching position with the Memphis Grizzlies, becoming the ninth active NBA female coach.

Enter a last name Notre Dame fans know all too well - Mabrey. Michaela ensures that a Mabrey will be on Notre Dame's campus for the eighth straight year. A 2016 alumna, her younger sister just graduated in 2019. Mabrey has spent one year coaching stints at Miami, Miami (Ohio) and LSU.

FRESHMEN STARTERS

A program rarity occurred in the season opener at Fordham, when Coach McGraw started freshmen Sam Brunelle and Anaya Peoples. It marked the first time two freshmen started a season opener for Notre Dame since the 2001-02 season opener in which Teresa Borton and Jacqueline Batteast started. And in that moment back in 2001, it marked the first time in 20 years two freshmen had started.

1,000 PROGRAM WINS

With the victory over Fordham on Nov. 5, the Irish became the 13th team to reach the 1,000-win milestone. The teams right in front of the Irish are:
No. 12 Maryland - 1,001 wins
No. 11 Western Kentucky - 1,004 wins

No. 10 Green Bay - 1,005 wins
(win total listed was before season kicked off)*

ACC NEWCOMER WATCH LIST

The Atlantic Coast Conference named freshmen Anaya Peoples and Sam Brunelle to its Newcomer Watch List, claiming two of the five spots on both the Blue Ribbon media poll and the coaches poll.

Brunelle and Peoples were top-20 ranked recruits, who comprised yet another top-10 ranked recruiting class for Karen & Kevin Keyes head coach Muffet McGraw and company. Brunelle, who was ranked No. 6 overall by espnW, was a two-time Naismith High School All-American and 2019 McDonald's All-American - won the three-point contest at the latter. Brunelle was also both the 2018 Gatorade Virginia Player of the Year and USA Today Virginia Player of the Year. Ultimately, she finished her prep career with 2,229 points and 1,272 rebounds.

Peoples, who was ranked fourth at her position, was a two-time Illinois Class 1A State champion at Dan Schlarman High, where she finished her prep career with 2,086 points. Peoples was a 2019 McDonald's All-American and Jordan Brand Classic member. In 2018, Peoples was a Naismith All-America honorable mention.

CHERYL MILLER AWARD WATCH LIST

The Naismith Memorial Basketball Hall of Fame and the Women's Basketball Coaches Association announced its watch list for the 2020 Cheryl Miller Award, with freshman Sam Brunelle making the cut. The Cheryl Miller Award Watch List recognizes the top 20 small forwards in the country.

This marks the second consecutive year the Irish have had a representative on the Cheryl Miller Award Watch List. Last season, Jackie Young was a top-five finalist for the award.

STATISTICAL CHAMPION

The 2018-19 version of the Fighting Irish earned a statistical championship by season's end for the country's top offense. Averaging a blistering 88.6 points per game, it marks the first time in which the Irish finished as the nation's top offense. All-in-all, the Irish totaled 3,454 points.

Notre Dame's scoring average will also go down as the program's top offense as well. The 2013-14 Irish squad led by Kayla McBride and Natalie Achonwa previously held the record at 86.1 ppg (3,271 points in 38 games).

A 30-WIN CAMPAIGN

Notre Dame wrapped the 2018-19 year with a 35-4 overall record, marking the program's ninth consecutive 30-win season and 11th in school history. Nationally, only UConn has a longer active streak of 30-win seasons at 14, while Baylor matches the Irish with a streak that

began in 2010-11.

Leading Scorer

Sam Brunelle	8 (8)
Kate Gilbert	7 (7)
Destinee Walker	7 (7)
Mikki Vaughn	5 (5)
Anaya Peoples	3 (3)

Leading Rebounder

Anaya Peoples	9 (9)
Sam Brunelle	9 (9)
Mikayla Vaughn	8 (8)
Katlyn Gilbert	4 (4)
Destinee Walker	2 (2)
Marta Sniezek	1 (1)

Leader in Assists

Marta Sniezek	22 (22)
Katlyn Gilbert	7 (7)
Destinee Walker	3 (3)
Mikki Vaughn	2 (2)
Danielle Cosgrove	1 (1)
Kaitlin Cole	1 (1)
Abby Prohaska	0 (1)

20-Point Scoring Games

Opponents	14
Notre Dame	17
Destinee Walker	8
Sam Brunelle	4
Katlyn Gilbert	2
Mikki Vaughn	2
Anaya Peoples	1

30-Point Scoring Games

Opponents	1
Notre Dame	1
Sam Brunelle	1

Tip-Offs Controlled

Opponents	19
Notre Dame	9
Mikayla Vaughn	6-17
Sam Brunelle	3-10
Katlyn Gilbert	0-1

First Score

Opponents	17
Notre Dame	11
Anaya Peoples	4
Sam Brunelle	3
Katlyn Gilbert	2
Destinee Walker	1
Mikki Vaughn	1

Runs of 10 or Better

Opponents	10
Notre Dame	14

Largest Halftime Lead

18 vs Loyola MD, 11/8/19

Largest Halftime Deficit

27, at #4 UConn, 12/8/19

Largest Lead

28 vs Loyola MD (1:20 in 4Q), 11/8/19

Largest Deficit

38 at Virginia (9:14 in 4Q), 1/26/20

Largest Deficit Overcome to Win

11 at Michigan (2nd Q, 6:35, 33-22), 11/23/19
 10 at Wake Forest (2nd Q, 2:55, 33-23), 2/6/20
 9 vs Toledo (2nd Q, 1:43, 31-22), 11/20/19

Largest Lead Given Out in Loss

15 at Boston College (4:21 in 3Q, 2/13/20)
 13 at Duke (5:27 in 2Q, 1/16/20)
 11 vs DePaul (8:13 in 2Q, 12/12/19)
 10 at Syracuse (9:50 in 4Q, 1/5/20)

Most Consecutive Points

20 vs Miami, 1/19/20

Most Consecutive Points (Opponent)

20, at Boston College, 2/13/20
 18, at #4 UConn, 12/8/19
 16, vs FGCU, 11/28/19
 15, at Syracuse 1/5/20
 15, vs Pitt, 2/9/20

Double-Figure Points

Player	2019-20	Career
Katlyn Gilbert	23	24
Destinee Walker	23	63
Sam Brunelle	20	20
Anaya Peoples	12	12
Mikayla Vaughn	8	11
Marta Sniezek	2	11
Danielle Cosgrove	1	1

Double-Figure Rebounds

Player	2019-20	Career
Anaya Peoples	5	5
Mikayla Vaughn	4	5
Sam Brunelle	2	2
Destinee Walker	1	2

5-5-5 Games

(aka "Stat Sheet Stuffers")

Player	2019-20	Career
Marta Sniezek	3	9
Katlyn Gilbert	2	2
Destinee Walker	1	2
Anaya Peoples	1	1
Mikki Vaughn	1	1

Double-Doubles

Player	2019-20	Career
Anaya Peoples	3	3
Sam Brunelle	2	2
Mikayla Vaughn	2	2
Destinee Walker	1	2

Season Point Totals

Date	Opp.	OffT0	Paint	2ndCh	FBreak	Bench
11/5	Fordham	14/13	32/22	14/9	9/3	16/8
11/8	Loyola MD	24/18	42/30	11/9	15/8	8/35
11/11	Tennessee	19/14	16/26	9/14	11/9	3/13
11/14	Michigan St	18/29	28/24	9/13	9/9	12/13
11/20	Toledo	16/8	24/28	7/2	6/2	3/13
11/23	Michigan	32/9	36/26	8/29	13/0	15/14
11/28	FGCU	9/20	26/34	2/13	12/10	3/11
11/29	South Dakota St	22/10	32/38	5/10	18/4	3/13
11/30	USF	23/20	34/24	5/17	17/6	18/27
12/4	Minnesota	10/11	44/22	8/14	10/4	11/3
12/8	UConn	11/23	36/34	5/21	8/13	19/12
12/11	DePaul	13/33	66/38	12/21	6/2	3/7
12/29	Clemson	16/20	28/32	10/15	10/7	2/10
1/2	Pitt	18/9	40/22	8/15	14/9	16/23
1/5	Syracuse	7/17	24/30	15/24	18/13	4/4
1/9	Boston College	9/21	36/34	10/24	7/10	12/14
1/12	NC State	10/22	22/38	11/15	8/5	6/30
1/16	Duke	13/16	20/18	15/7	5/11	3/17
1/19	Miami	13/11	38/26	12/8	4/4	2/14
1/26	Virginia	13/28	16/50	6/14	5/22	6/39
1/30	Louisville	10/18	22/34	7/12	4/4	3/24
2/2	Georgia Tech	12/12	36/20	4/16	11/9	0/18
2/6	Wake Forest	18/4	42/30	6/17	11/9	9/10
2/9	Pitt	10/9	16/24	5/8	7/2	14/6
2/13	Boston College	17/18	26/34	15/16	2/7	2/16
2/16	Louisville	12/24	34/36	12/4	4/6	0/33
2/20	Virginia Tech	15/19	26/30	10/7	7/4	9/16
2/23	Syracuse	13/14	34/24	3/7	6/6	4/13
2/27	North Carolina					
3/1	Florida State					

*Notre Dame is listed first in each column

Points Off Turnovers

	Total	Average
Notre Dame	417	14.9
Opponents	470	16.8

Points in the Paint

	Total	Average
Notre Dame	876	31.3
Opponents	828	29.6

Second Chance Points

	Total	Average
Notre Dame	244	8.7
Opponents	381	13.6

Fast Break Points

	Total	Average
Notre Dame	257	9.2
Opponents	198	7.1

Bench Scoring

	Total	Average
Notre Dame	210	7.5
Opponents	456	16.3



KATIE COLE

2

5-10 // SENIOR // GUARD

TOLEDO, OHIO

SYLVANIA NORTHVIEW

SEASON BESTS

Pts: 6 (at Wake, 2/6/20)
 Rebs: 6, 2x (last vs Syracuse, 2/23/20)
 FGM: 3 (at Wake, 2/6/20)
 FGA: 7 (vs Pitt, 2/9/20)
 3FGM: 2 (vs Clemson, 12/29/19)
 3FGA: 2 (vs Clemson, 12/29/19)
 FTM: 1, 2x (last vs DePaul, 12/11/19)
 FTA: 4 (vs DePaul, 12/11/19)
 Ast: 3, 2x (last at Virginia, 1/26/20)
 Blk: 1, 3x (last at Boston College, 2/13/20)
 Stl: 2, 3x (last vs Pitt, 2/9/20)
 Min: 33 (vs Pitt, 2/9/20)

CAREER BESTS

Pts: 6 (at Wake, 2/6/20)
 Rebs: 6, 2x (last vs Syracuse, 2/23/20)
 FGM: 3 (at Wake, 2/6/20)
 FGA: 7 (vs Pitt, 2/9/20)
 3FGM: 1, 6x (last vs CSUN, 3/16/18)
 3FGA: 2, 4x (last vs Clemson, 12/29/19)
 FTM: 1, 3x (last vs DePaul, 12/11/19)
 FTA: 4 (vs DePaul, 12/11/19)
 Ast: 3, 2x (last at Virginia, 1/26/20)
 Blk: 1, 6x (last at Boston College, 2/13/20)
 Stl: 2, 4x (last vs Pitt, 2/9/20)
 Min: 33 (vs Pitt, 2/9/20)

UPDATE

- Played in all 28 games, averaging 13.1 minutes off the bench.
- Awarded a scholarship for her senior season. Was a walk-on the two years prior. Lone guard option off the bench.
- Coach McGraw credited Cole for helping spark the team's 20-0 run in the third quarter vs. Miami. Cole played a career high 23 minutes and recorded four rebounds, a steal and a bucket.
- Logged 20+ minutes in 3 straight games from Jan. 19-30 --> career high stretch for the senior.
- Scored a career high 6 points at Wake Forest on Feb. 6, connecting on 3-of-4 from the field.
- Followed that up with a career high 33-minute game vs. Pitt on Feb. 9, where she earned two steals and four points.
- Been a big rebounding presence as of late, recording back-to-back games with a career high six rebounds. She had previously set a high of five boards vs. Pitt on Feb. 9.
- Cole is averaging 3.1 rebounds in the month of February.

SEASON

0..... Double-Figure Scoring.....0

CAREER

2019-20 GAME-BY-GAME STATISTICS

Date	Opponent	GS	MIN	FG-A	3P-A	FT-A	RB	PF	A	TO	ST	BL	PTS
11/5	@ Fordham	5	0-0	0-0	0-0	0-0-0	0	0	0	0	0	0	0
11/8	Loyola MD	8	1-1	0-0	0-0	0-1-1	1	0	0	0	0	0	2
11/11	Tennessee	7	0-0	0-0	0-0	0-0-0	2	0	0	2	0	0	0
11/14	Michigan St	11	0-1	0-0	0-0	0-0-0	2	0	1	0	0	0	0
11/20	Toledo	3	0-0	0-0	1-2	1-1-2	2	1	0	0	0	0	1
11/23	@ Michigan	15	1-1	0-0	0-0	1-0-1	4	0	1	1	0	0	2
11/28	vs FGCU	14	0-0	0-0	0-0	1-0-1	2	1	2	0	0	0	0
11/29	vs South Dakota St	11	0-1	0-1	0-0	0-0-0	0	0	0	1	0	0	0
11/30	vs USF	7	0-1	0-0	0-0	1-1-2	0	0	0	0	0	0	0
12/4	Minnesota	8	1-2	0-1	0-0	1-2-3	1	0	0	0	1	2	2
12/8	@ UConn	11	1-3	0-0	0-0	1-1-2	1	0	1	0	0	0	2
12/11	DePaul	21	1-2	0-0	1-4	4-1-5	0	2	2	2	0	0	3
12/29	Clemson	17	0-3	0-2	0-0	1-3-4	1	0	2	1	0	0	0
1/2	@ Pittsburgh	8	0-1	0-0	0-0	0-0-0	3	1	0	0	0	0	0
1/5	@ Syracuse	2	0-0	0-0	0-0	1-0-1	0	0	0	0	0	0	0
1/9	Boston College	2	0-0	0-0	0-0	0-0-0	2	0	0	0	0	0	0
1/12	NC State	9	0-0	0-0	0-0	0-1-1	1	0	0	0	0	0	0
1/16	@ Duke	10	0-1	0-0	0-0	2-1-3	1	0	2	0	0	0	0
1/19	Miami	23	1-4	0-0	0-0	0-4-4	2	3	1	1	0	0	2
1/26	@ Virginia	23	1-2	0-0	0-2	2-2-4	4	3	1	0	0	0	2
1/30	Louisville	20	0-3	0-0	0-0	1-3-4	3	0	0	0	0	1	0
2/2	@ Georgia Tech	9	0-0	0-0	0-0	0-0-0	2	0	0	1	0	0	0
2/6	@ Wake Forest	17	3-4	0-0	0-0	0-2-2	3	0	0	0	0	0	6
2/9	Pittsburgh	33	2-7	0-0	0-0	3-2-5	1	1	0	2	0	0	4
2/13	@ Boston College	23	1-1	0-0	0-0	2-1-3	2	1	0	0	1	2	2
2/16	@ Louisville	14	0-1	0-0	0-0	0-0-0	1	0	3	1	0	0	0
2/20	Virginia Tech	18	1-2	0-0	0-0	3-3-6	1	0	0	1	0	0	2
2/23	Syracuse	19	1-2	0-0	0-0	1-5-6	1	1	0	0	0	0	2
2/27	UNC												
3/1	@ Florida St												

COLE'S OVERALL CAREER STATISTICS

SEASON	TEAM	GP-GS	MIN/AVG	FG-FGA	FG%	3FG-FGA	3FG%	FT-FTA	FT%	OFF DEF	TOT	AVG	PF-FO	AST	TO	BLK	STL	PTS	AVG	
2017-18	ND	24-0	120/5.0	11-28	.393	6-17	.353	1-3	.333	5	11	16	0.7	11-0	2	9	3	6	29	1.2
2019-20	ND	28-0	366/13.1	15-43	.349	0-4	.000	2-8	.250	26	34	60	2.1	43-0	14	16	3	13	32	1.1
TOTAL		52-0	486/9.4	26-71	.366	6-21	.286	3-11	.273	31	45	76	1.5	54-0	16	25	6	19	61	1.2



KATLYN GILBERT 10

5-10 // SOPHOMORE // GUARD

INDIANAPOLIS, INDIANA

HERITAGE CHRISTIAN

SEASON BESTS

Pts: 25 (vs NC State, 1/12/20)
 Rebs: 8, 2x (last vs USF, 11/30/19)
 FGM: 12 (vs NC State, 1/12/20)
 FGA: 26 (vs NC State, 1/12/20)
 3FGM: 2 (at UConn, 12/8/19)
 3FGA: 5 (at UConn, 12/8/19)
 FTM: 8 (vs Louisville, 1/30/20)
 FTA: 9 (at Fordham, 11/5/19)
 Ast: 9 (vs Clemson, 12/29/19)
 Blk: 2, 3x (last at Virginia, 1/26/20)
 Stl: 6 (at Duke, 1/16/20)
 Min: 39, 4x (last at Duke, 1/16/20)

CAREER BESTS

Pts: 25 (vs NC State, 1/12/20)
 Rebs: 8, 2x (last vs USF, 11/30/19)
 FGM: 12 (vs NC State, 1/12/20)
 FGA: 26 (vs NC State, 1/12/20)
 3FGM: 2 (at UConn, 12/8/19)
 3FGA: 5 (at UConn, 12/8/19)
 FTM: 8 (vs Louisville, 1/30/20)
 FTA: 9 (at Fordham, 11/5/19)
 Ast: 9 (vs Clemson, 12/29/19)
 Blk: 2, 3x (last at Virginia, 1/26/20)
 Stl: 6 (at Duke, 1/16/20)
 Min: 39, 3x (last at Duke, 1/16/20)

NOMINATED FOR: ALL-ACC / ALL-FRESHMAN / ALL-DEFENSIVE

- Athletic status - Freshman. Played in all 28 games, starting in all but the opener. Averages 33.6 minutes.
- Miss consistent: recorded a career best streak of 13 double-digit scoring games in a row to start the season. She now co-leads the team with 23, which leads all ACC freshmen - Clemson's Amari Robinson & Virginia Tech's Elizabeth Kitley follow next with 16.
- Brunelle (13.4), Gilbert (13.2) and Peoples (12.6 ppg) lead all freshmen in the ACC in scoring. The next highest is Virginia Tech's Elizabeth Kitley's at 12.0.
- Only 2 players in all of the ACC average at least 10 points, 2.5 assists, 2 steals and 4 rebounds: Gilbert and Duke's Haley Gorecki. Only 8 players total among Power-5 schools.
- Gilbert's 13.2 scoring average ranks 8th all-time for ND freshmen. The top spot belongs to Beth Morgan (17.9).
- Only three freshmen pairs in all of Division-I to average 13.0 ppg or higher --> ND's Brunelle and Gilbert, Fresno State's Haley & Hanna Cavinder and UTSA's Mikayla Woods & Adryana Quezada.
- Brunelle/Gilbert/Peoples could become the first freshmen trio to all finish with a double-digit scoring average. Also looking to become the highest scoring freshmen pairing in ND history: Arike Ogunbowale (11.4) and Marina Mabrey (10.7), 2015-16 // Mary Beth Schueth (13.0) and Carries Bates (12.4), 1981-82.
- Among freshmen at power-five schools, Gilbert's scoring average ranks 8th.
- Named the ACC Rookie of the Week (Feb. 10) after averaging 14.5 points, 5.5 rebounds and 3.5 assists in wins over Wake Forest and Pitt. Gilbert delivered a critical late-game jumper to break a 69-69 tie at Wake eventually winning 75-71. Then Gilbert scored 11 of her 17 points in the first half vs Pitt.
- Her 2.0 steals/game ranks 4th in the ACC.
- Up just 66-64 vs. Syracuse (2/23) with 4:02 remaining, Gilbert converted on back-to-back possessions to help the Irish push ahead to the 72-70 victory.
- During ND's 20-0 run against Miami in the third quarter on Jan. 19, Gilbert supplied 8 of the points, ultimately finishing with 12 points & 7 assists.
- Went off against No. 9 NC State (1/12) with a career high 25 points on 12 made field goals.
- Scored 11 of her 15 points at No. 4 UConn (12/8) in the second half. Prior, Gilbert scored all 15 of her points in the second half vs. Minnesota (12/4) - 8 of which came in the 4th quarter.
- Tied her career high of 8 rebounds against USF (11/30) to go along with her 11 points.
- Made the most of her first career start, leading the Irish with 24 points on 9-of-15 shooting from the floor.

SEASON

23 Double-Figure Scoring 24
 2 20+ Point Games 2

CAREER

KEY STATISTICS

POINTS	REBOUNDS	ASSISTS	STEALS
13.2	4.4	2.7	2.0
3RD ON TEAM	3RD ON TEAM	2ND ON TEAM	LEADS TEAM
2ND ACC FRESHMEN		LEADS ACC FRESHMEN	4TH IN ACC

2019-20 GAME-BY-GAME STATISTICS

Date	Opponent	GS	MIN	FG-A	3P-A	FT-A	RB	PF	A	TO	ST	BL	PTS
11/5	@ Fordham		30	5-9	0-0	4-9	2-3-5	1	0	3	2	1	14
11/8	Loyola MD	*	33	9-15	0-1	6-7	3-3-6	2	2	4	1	1	24
11/11	Tennessee	*	37	6-15	0-1	0-0	0-2-2	3	2	3	1	0	12
11/14	Michigan St	*	38	9-16	0-0	3-4	1-3-4	2	0	8	4	2	19
11/20	Toledo	*	39	4-15	0-1	3-4	1-7-8	0	0	2	3	0	11
11/23	@ Michigan	*	29	4-11	0-2	4-6	1-5-6	3	4	2	4	0	12
11/28	vs FGCU	*	31	6-12	1-3	1-2	1-6-7	3	2	5	1	0	14
11/29	vs South Dakota St	*	27	7-11	0-1	3-4	0-5-5	3	2	3	2	0	17
11/30	vs USF	*	35	5-9	1-1	0-2	1-7-8	0	1	5	0	1	11
12/4	Minnesota	*	38	7-13	1-2	0-0	3-4-7	2	1	1	0	0	15
12/8	@ UConn	*	37	6-15	2-5	1-4	1-2-3	2	0	1	3	0	15
12/11	DePaul	*	32	5-17	1-2	5-7	0-3-3	2	4	6	3	2	16
12/29	Clemson	*	39	5-19	1-3	5-6	1-5-6	3	9	7	1	0	16
1/2	@ Pittsburgh	*	34	3-11	0-1	2-2	1-5-6	2	4	2	2	0	8
1/5	@ Syracuse	*	26	3-15	0-2	0-0	0-2-2	3	1	3	1	0	6
1/9	Boston College	*	30	4-15	1-2	2-2	1-1-2	2	1	4	0	0	11
1/12	NC State	*	35	12-26	0-3	1-2	0-4-4	0	1	4	4	0	25
1/16	@ Duke	*	39	1-12	0-1	0-0	1-2-3	2	5	3	6	1	2
1/19	Miami	*	33	5-14	0-0	2-3	0-4-4	0	7	1	2	0	12
1/26	@ Virginia	*	36	6-18	0-1	4-4	0-1-1	4	3	2	2	2	16
1/30	Louisville	*	37	5-14	0-2	8-8	0-0-0	1	1	4	1	0	18
2/2	@ Georgia Tech	*	36	4-9	0-0	3-6	0-2-2	2	5	4	2	0	11
2/6	@ Wake Forest	*	31	5-11	0-1	2-4	1-4-5	3	2	2	2	0	12
2/9	Pittsburgh	*	38	7-20	1-3	2-4	1-5-6	1	5	1	0	1	17
2/13	@ Boston College	*	27	5-15	0-0	0-1	2-2-4	5	2	6	2	0	10
2/16	@ Louisville	*	37	3-10	0-3	2-4	0-6-6	1	2	4	2	0	8
2/20	Virginia Tech	*	39	2-16	0-1	2-2	2-6-8	4	4	3	3	1	6
2/23	Syracuse	*	26	5-13	0-0	2-2	0-1-1	3	6	2	3	0	12
2/27	UNC												
3/1	@ Florida St												

GILBERT'S OVERALL CAREER STATISTICS

SEASON	TEAM	GP-GS	MIN/AVG	FG-FGA	FG%	3FG-FGA	3FG%	FT-FTA	FT%	OFF	DEF	TOT	AVG	PF-FO	AST	TO	BLK	STL	PTS	AVG
2018-19	ND	7-0	111/15.9	9-20	.450	1-5	.200	6-8	.750	4	11	15	2.1	11-0	2	8	1	6	25	3.6
2019-20	ND	28-27	941/33.6	147-396	.371	9-42	.214	67-99	.677	24	100	124	4.4	59-1	76	95	12	57	370	13.2
TOTAL		35-27	1052/30.1	156-416	.375	10-47	.213	73-107	.682	28	111	139	4.0	70-1	78	103	13	63	395	11.3



ABBY PROHASKA 12

5-10 // SOPHOMORE // GUARD

LIBERTY TOWNSHIP, OHIO

LAKOTA WEST

SEASON BESTS

Pts:
Rebs:
FGM:
FGA:
3FGM:
3FGA:
FTM:
FTA:
Ast:
Blk:
Stl:
Min:

CAREER BESTS

Pts: 6, 2x (last vs FSU, 2/10/19)
Rebs: 5, 2x (last vs FSU, 2/10/19)
FGM: 3 (vs FSU, 2/10/19)
FGA: 5 (vs Duke, 2/21/19)
3FGM: 1, 2x (last vs Syracuse, 3/9/19)
3FGA: 2 (vs Syracuse, 3/9/19)
FTM: 4 (vs Harvard, 11/9/18)
FTA: 4, 2x (last at Boston College, 2/13/19)
Ast: 4, 2x (last vs WKU, 12/19/18)
Blk: 1 (vs Iowa, 11/29/18)
Stl: 4, 2x (last at Virginia Tech, 1/16/19)
Min: 30 (vs Drake, 11/23/18)

• Officially has medically redshirted for the 2019-20 season.

• Started practicing with contact the week of Jan. 20.

I AM APPROACHING THIS POST A LITTLE DIFFERENTLY TODAY...

RECENTLY, I HAVE BEEN **DIAGNOSED WITH BILATERAL PULMONARY EMBOLISM**. IN OTHER WORDS, I HAVE A BLOOD CLOT IN EACH OF MY LUNGS. THE AMOUNT OF TIME I WILL BE OUT IS INDEFINITE, BUT I WILL BE **RIGHT ALONGSIDE THIS TEAM FOR EVERY GAME I CANNOT PLAY**.

I AM THANKFUL FOR THE **ENDLESS SUPPORT** AND LOVE FROM MY FAMILY, MY TEAMMATES, MY COACHES, AND MY FRIENDS. THIS IS JUST A BUMP IN THE ROAD.

#SEETHEFUTURE #BLESSED

Abby Prohaska



PROHASKA'S OVERALL CAREER STATISTICS

SEASON	TEAM	GP-GS	MIN/AVG	FG-FGA	FG%	3FG-FGA	3FG%	FT-FTA	FT%	OFF	DEF	TOT	AVG	PF-FO	AST	TO	BLK	STL	PTS	AVG
2018-19	ND	38-3	547/14.4	18-49	.367	2-7	.286	20-26	.769	25	44	69	1.8	58-0	43	30	1	30	58	1.5
TOTAL		38-3	547/14.4	18-49	.367	2-7	.286	20-26	.769	25	44	69	1.8	58-0	43	30	1	30	58	1.5



MARTA SNIEZEK 13

5-8 // GRADUATE // GUARD

MCLEAN, VIRGINIA

STANFORD // NATIONAL CATHEDRAL

SEASON BESTS

Pts: 14 (at UConn, 12/8/19)
 Rebs: 7, 3x (last vs Syracuse, 2/23/20)
 FGM: 5 (at UConn, 12/8/19)
 FGA: 9 (at Louisville, 2/16/20)
 3FGM: 1, 2x (last at UConn, 12/8/19)
 3FGA: 4 (at UConn, 12/8/19)
 FTM: 5 (at Boston College, 2/13/20)
 FTA: 6, 3x (last at Boston College, 2/13/20)
 Ast: 12 (vs DePaul, 12/11/19)
 Blk: 1, 3x (last at Duke, 1/16/20)
 Stl: 6 (at Syracuse, 1/5/20)
 Min: 42 (at Syracuse, 1/5/20)

CAREER BESTS

Pts: 14 (at UConn, 12/8/19)
 Rebs: 10 (vs USC, 12/31/17)
 FGM: 5, 3x (last at UConn, 12/8/19)
 FGA: 12 (vs Belmont, 11/24/17)
 3FGM: 3, 2x (last vs Utah, 2/9/18)
 3FGA: 8 (vs Belmont, 11/24/17)
 FTM: 6, 2x (last vs USC, 3/2/18)
 FTA: 9 (vs Tennessee, 12/16/15)
 Ast: 13 (vs Washington, 3/4/16)
 Blk: 1, 10x (last at Duke, 1/16/20)
 Stl: 6, 2x (last at Syracuse, 1/5/20)
 Min: 42 (at Syracuse, 1/5/20)

NOMINATED FOR: ALL-DEFENSIVE TEAM

- Started in all 27 games in which she's played, averaging 36.1 minutes, which ranks 3rd in the ACC.
- The defensive catalyst of the team. Sniezek has taken 31 charges this season, which shatters the record set by Kristina Nelson in the 2017-18 championship season. Furthermore, Sniezek once had a streak this season of taking a charge in 13 straight games.
- In addition, Sniezek averages 1.8 steals/game, which ranks 6th in the ACC.
- Averages 5.3 assists/game which ranks 24th in the nation and 2nd in the ACC - only behind Virginia Tech's Taja Cole. Her 1.2 A/TO ratio ranks 14th in the league.
- February only: Sniezek is averaging 7.0 points on 16-of-31 (.516) shooting - both up from her season averages.
- Recorded two double-digit assist performances, which ties UNC's Shayla Bennett and Virginia Tech's Taja Cole for the most in the league.
- Tied her season high in rebounds (7) for the third time vs. Syracuse on Feb. 23.
- With 9 points in the win at Wake Forest (2/6), Sniezek produced her highest offensive showing since Dec. 8. It was also one of her most efficient games of the year, recording 8 assists with just 1 turnover.
- Took 3 charges at Georgia Tech and converted some critical free-throws in the 4th to help the Irish win 59-51.
- Tied her career high in steals with six at Syracuse on Jan. 5 to go with her 10 assists.
- Dished out a season best 12 assists against DePaul on Dec. 11, one shy of her career high at Stanford - also tied for the league high with 12.
- Sniezek notched back-to-back games with double-digit points for just the third time in her career, which included a career high 14 points at No. 4 UConn (12/8).
- Took 4 charges against South Dakota State and then took 4 charges the very next day vs. USF in Cancun.
- Irish up three with two minutes remaining against Toledo (11/20), Sniezek recorded a clutch steal which Walker converted to points, extending the lead to 54-49, for the eventual 54-51 win.

SEASON

2.....Double-Figure Scoring.....11
 0.....Double-Figure Rebounds.....1
 2.....Double-Figure Assists.....4

CAREER

KEY STATISTICS			
POINTS	ASSISTS	STEALS	CHARGES TAKEN
4.5	5.3	1.8	31
5TH ON TEAM	2ND IN ACC	2ND ON TEAM	LEADS TEAM
	24TH IN NATION	6TH IN ACC	

2019-20 GAME-BY-GAME STATISTICS

Date	Opponent	GS	MIN	FG-A	3P-A	FT-A	RB	PF	A	TO	ST	BL	PTS
11/5	@ Fordham	*	38	0-3	0-0	1-2	0-4-4	0	6	5	3	0	1
11/8	Loyola MD	*	29	0-0	0-0	2-2	0-7-7	3	6	6	2	0	2
11/11	Tennessee	*	37	1-5	0-1	3-3	0-4-4	5	4	2	1	0	5
11/14	Michigan St	*	38	0-3	0-0	0-0	0-4-4	4	8	3	1	0	0
11/20	Toledo	*	34	0-0	0-0	2-2	0-1-1	3	3	4	2	1	2
11/23	@ Michigan	*	39	2-3	0-1	2-2	0-4-4	4	5	6	5	0	6
11/28	vs FGCU	*	35	2-2	1-1	4-6	0-3-3	4	5	6	0	0	9
11/29	vs South Dakota St	*	34	2-3	0-0	1-2	0-4-4	4	2	4	0	0	5
11/30	vs USF	*	34	3-4	0-0	0-0	1-5-6	5	5	3	1	1	6
12/4	Minnesota	*	40	3-6	0-0	4-5	0-2-2	4	8	4	1	0	10
12/8	@ UConn	*	40	5-8	1-4	3-3	0-1-1	2	6	6	4	0	14
12/11	DePaul	*	39	1-4	0-0	0-0	1-4-5	4	12	6	3	0	2
12/29	Clemson		DNP										
1/2	@ Pittsburgh	*	35	0-5	0-0	1-2	0-0-0	2	4	2	1	0	1
1/5	@ Syracuse	*	42	0-6	0-2	0-0	0-5-5	2	10	7	6	0	0
1/9	Boston College	*	30	0-1	0-0	0-0	0-3-3	3	8	3	1	0	0
1/12	NC State	*	29	0-1	0-0	2-2	0-4-4	4	2	4	3	0	2
1/16	@ Duke	*	40	1-4	0-2	0-0	0-1-1	4	6	5	4	1	2
1/19	Miami	*	36	0-1	0-0	0-0	0-7-7	1	8	3	1	0	0
1/26	@ Virginia	*	26	0-0	0-0	1-2	0-1-1	2	3	4	1	0	1
1/30	Louisville	*	32	2-6	0-1	1-1	1-2-3	2	3	4	1	0	5
2/2	@ Georgia Tech	*	38	1-1	0-0	4-6	0-4-4	1	2	6	2	0	6
2/6	@ Wake Forest	*	39	4-6	0-0	1-2	0-2-2	3	8	1	1	0	9
2/9	Pittsburgh	*	38	3-3	0-0	1-2	1-5-6	3	2	2	1	0	7
2/13	@ Boston College	*	37	2-6	0-1	5-6	1-3-4	4	3	7	1	0	9
2/16	@ Louisville	*	36	4-9	0-0	1-2	1-4-5	3	2	5	0	0	9
2/20	Virginia Tech	*	39	1-3	0-0	3-4	0-4-4	3	8	5	3	0	5
2/23	Syracuse	*	39	1-3	0-0	2-2	0-7-7	3	4	4	0	0	4
2/27	UNC												
3/1	@ Florida St												

SNIEZEK'S OVERALL CAREER STATISTICS

SEASON	TEAM	GP-GS	MIN/AVG	FG-FGA	FG%	3FG-FGA	3FG%	FT-FTA	FT%	OFF	DEF	TOT	AVG	PF-FO	AST	TO	BLK	STL	PTS	AVG
2015-16	Stan	35-9	656/18.7	35-99	.354	4-17	.235	28-42	.667	8	48	56	1.6	27-0	109	63	1	21	102	2.9
2016-17	Stan	38-9	948/24.9	56-149	.376	6-20	.300	54-75	.720	6	100	106	2.8	64-0	169	93	3	51	172	4.5
2017-18	Stan	35-32	971/27.7	56-156	.359	20-59	.339	61-90	.678	7	115	122	3.5	68-1	150	78	3	38	193	5.5
2019-20	ND	27-27	975/36.1	38-96	.396	2-13	.154	44-58	.759	6	95	101	3.7	82-2	143	117	3	49	122	4.5
TOTAL FOR ND		27-27	975/36.1	38-96	.396	2-13	.154	44-58	.759	6	95	101	3.7	82-2	143	117	3	49	122	4.5
TOTAL		135-77	3550/26.3	185-500	.370	32-109	.294	187-265	.706	27	358	385	2.9	241-3	571	351	10	159	589	4.4



NICOLE BENZ

20

5-8 // JUNIOR // GUARD

VALENCIA, CALIF.

WILLIAM S. HART

SEASON BESTS

Pts: 1, 2x (last at Virginia, 1/26/20)
 Rebs: 1, 2x (last vs Louisville, 1/30/20)
 FGM: 1, 2x (last vs Louisville, 1/30/20)
 FGA: 2 (vs NC State, 1/12/20)
 3FGM: 1, 2x (last vs Louisville, 1/30/20)
 3FGA: 1, 4x (last vs Pitt, 2/9/20)
 FTM: 1
 FTA: 1 (vs Louisville, 1/30/20)
 Ast: 5 (vs Louisville, 1/30/20)
 Blk: 1
 Stl: 1 (vs Louisville, 1/30/20)
 Min: 5 (vs Louisville, 1/30/20)

CAREER BESTS

Pts: 3 (vs UNC, 2/1/18)
 Rebs: 3 (vs Harvard, 11/9/18)
 FGM: 1, 5x (last vs Louisville, 1/30/20)
 FGA: 2, 7x (last vs Virginia, 3/3/19)
 3FGM: 1, 2x (last vs Louisville, 1/30/20)
 3FGA: 2, 2x (last vs Villanova, 3/18/18)
 FTM: 2 (vs Harvard, 11/9/18)
 FTA: 2 (vs Harvard, 11/9/18)
 Ast: 1, 2x (last at Marquette, 12/22/18)
 Blk: 1
 Stl: 1 (vs Louisville, 1/30/20)
 Min: 10 (vs Binghamton, 12/16/18)

UPDATE

- Was the third walk-on for the Irish for the 2017-18 championship season, where she made 13 appearances on the year.
- Started the 2018-19 season as a student-manager before receiving the call-up once again right before the season opener.
- Recipient of the Elite 90 award at the 2019 Final Four - which recognizes the student-athlete with the highest GPA at a championship event.
- Now 1-of-4 total walk-ons on this year's squad.
- Drained a three against No. 9 NC State on Jan. 12, collecting her first points of the season.
- Drained her second three in the final minute vs. No. 5 Louisville on Jan. 30.

2019-20 GAME-BY-GAME STATISTICS

Date	Opponent	GS	MIN	FG-A	3P-A	FT-A	RB	PF	A	TO	ST	BL	PTS
11/5	@ Fordham	DNP											
11/8	Loyola MD	2		0-0	0-0	0-0	0	1	0	0	0	0	0
11/11	Tennessee	DNP											
11/14	Michigan St	DNP											
11/20	Toledo	DNP											
11/23	@ Michigan	DNP											
11/28	vs FGCU	1		0-0	0-0	0-0	0-0-0	0	0	0	0	0	0
11/29	vs South Dakota St	1		0-0	0-0	0-0	0-0-0	0	0	0	0	0	0
11/30	vs USF	DNP											
12/4	Minnesota	DNP											
12/8	@ UConn	2		0-1	0-1	0-0	0-0-0	0	0	0	0	0	0
12/11	DePaul	2		0-0	0-0	0-0	0-0-0	0	0	0	0	0	0
12/29	Clemson	1		0-0	0-0	0-0	0-0-0	0	0	0	0	0	0
1/2	@ Pittsburgh	DNP											
1/5	@ Syracuse	DNP											
1/9	Boston College	DNP											
1/12	NC State	2		1-2	1-1	0-0	0-0-0	0	0	0	0	0	0
1/16	@ Duke	DNP											
1/19	Miami	2		0-0	0-0	0-0	0-1-1	0	0	0	0	0	0
1/26	@ Virginia	1		0-0	0-0	0-0	0-1-1	1	0	0	0	0	0
1/30	Louisville	5		1-1	1-1	0-0	0-0-0	1	0	0	1	0	3
2/2	@ Georgia Tech	DNP											
2/6	@ Wake Forest	DNP											
2/9	Pittsburgh	4		0-1	0-1	0-0	0-2-2	1	0	2	0	0	0
2/13	@ Boston College	1		0-0	0-0	0-0	0-0-0	0	0	0	0	0	0
2/16	@ Louisville	2		0-0	0-0	0-0	0-0-0	0	0	0	0	0	0
2/20	Virginia Tech	DNP											
2/23	Syracuse	DNP											
2/27	UNC	DNP											
3/1	@ Florida St	DNP											

BENZ'S OVERALL CAREER STATISTICS

SEASON	TEAM	GP-GS	MIN/AVG	FG-FGA	FG%	3FG-FGA	3FG%	FT-FTA	FT%	OFF	DEF	TOT	AVG	PF-FO	AST	TO	BLK	STL	PTS	AVG
2017-18	ND	13-0	27/2.1	1-7	.143	1-7	.143	0-0	.000	3	6	9	0.7	1-0	0	1	0	0	3	0.2
2018-19	ND	23-0	72/3.1	3-15	.200	0-7	.000	2-2	1.000	2	14	16	0.7	3-0	2	3	0	0	8	0.3
2019-20	ND	13-0	23/1.8	2-5	.400	2-4	.500	0-0	.000	0	4	4	0.3	4-0	0	2	0	1	6	0.5
TOTAL		49-0	122/2.5	6-27	.222	3-18	.167	2-2	1.000	5	24	29	0.6	8-0	2	6	0	1	17	0.3



ANAYA PEOPLES 21

5-10 // FRESHMAN // GUARD

DANVILLE, ILLINOIS

SCHLARMAN

NOMINATED FOR: ALL-FRESHMAN TEAM

• All stat rankings and notes were at time of injury.

• Left the NC State game (1/12) midway through the second quarter after re aggravating her shoulder injury sustained at Syracuse.

• Played in the first 17 games, starting in 10. Averaged 31.6 minutes/game.

• Peoples led all ACC freshmen in rebounds (8.1), shooting percentage (.457) and steals (1.9), while ranking second in points (12.6) behind ND's Sam Brunelle.

• Her 8.1 rebounds/game led the team and ranked 11th in the ACC. Peoples also ranked 11th in the ACC in offensive rebounds (2.7) and 13th in defensive boards (5.4). In addition, her 8.1 rebounding average ranked 10th in the nation among true freshmen guards.

• Her 8.1 rebounding average ranks third all-time as a freshman at ND, ranking behind just Shari Matvey (10.2) and Mary Beth Schueth (9.1).

• There were only 5 true freshmen in the country averaging over 12.5 ppg and 8 rpg: Anaya Peoples, Evansville's Abby Feit, UC Santa Barbara's Ila Lane, South Carolina's Aliyah Boston and USC's Alissa Pihl. Of that group, Peoples boasted the most steals.

• Peoples' three double-doubles ranked 2nd in the ACC for freshmen only, behind Pitt's Amber Brown.

• Peoples' 12.6 ppg ranked 30th in the nation among true freshmen, while her 8.1 rpg ranked 12th.

• Peoples was the most efficient guard from the field, knocking down 45.7 percent of her shots, which ranked 7th in the ACC.

• Brunelle (13.7 ppg), Gilbert (13.7 ppg) and Peoples (12.6 ppg) lead all freshmen in the ACC in scoring. They are looking to become the highest scoring freshmen pair in program history. There have only been two other freshman pairs in ND history to finish the season with double-digit scoring averages. There have never been three: Arike Ogunbowale (11.4) and Marina Mabrey (10.7), 2015-16 // Mary Beth Schueth (13.0) and Carries Bates (12.4), 1981-82.

• Garnered career highs in both rebounds (15) and points (22) vs. DePaul on Dec. 11.

• Named to the Cancun Challenge All-Tournament Team, along with earning ACC Rookie of the Week honors. Peoples averaged 17.3 points and 8.7 rebounds down in Cancun. Peoples nearly achieved a double-double in each game, reeling in 9, 8, 9 boards, respectively.

• Averaged 1.9 steals/game, which ranked 5th in the ACC.

• Peoples and Brunelle became the first pair of freshmen starters for a season opener since Teresa Borton & Jacqueline Batteast started the 2001-02 season opener.

• Tallied 11 points & 7 rebounds in her Irish debut at Fordham. Peoples scored seven of her points in the third quarter. The freshman then grabbed a critical offensive board off a missed free throw with nine seconds left, before returning to the line to ice the 60-55 win.

• Gilbert & Peoples have played together every summer since they were seven & six years old, respectively.

SEASON BESTS

Pts: 22 (vs DePaul, 12/11/19)
Rebs: 15 (vs DePaul, 12/11/19)
FGM: 11 (vs DePaul, 12/11/19)
FGA: 16 (at UConn, 12/8/19)
3FGM: 1, 2x (last vs USF, 11/30/19)
3FGA: 4 (at UConn, 12/8/19)
FTM: 5, 2x (last vs USF, 11/30/19)
FTA: 9, 2x (last vs USF, 11/30/19)
Ast: 6 (vs Minnesota, 12/4/19)
Blk: 2, 4x (last at Syracuse, 1/5/20)
Stl: 4, 3x (last vs Clemson, 12/29/19)
Min: 39 (vs South Dakota State, 11/29/19)

CAREER BESTS

Pts: 22 (vs DePaul, 12/11/19)
Rebs: 15 (vs DePaul, 12/11/19)
FGM: 11 (vs DePaul, 12/11/19)
FGA: 16 (at UConn, 12/8/19)
3FGM: 1, 2x (last vs USF, 11/30/19)
3FGA: 4 (at UConn, 12/8/19)
FTM: 5, 2x (last vs USF, 11/30/19)
FTA: 9, 2x (last vs USF, 11/30/19)
Ast: 6 (vs Minnesota, 12/4/19)
Blk: 2, 4x (last at Syracuse, 1/5/20)
Stl: 4, 3x (last vs Clemson, 12/29/19)
Min: 39 (vs South Dakota State, 11/29/19)

KEY STATISTICS - TIME OF INJURY

POINTS	REBOUNDS	FG%	STEALS
12.6	8.1	.457	1.9
4TH ON TEAM	LEADS TEAM	2ND ON TEAM	2ND ON TEAM
	11TH IN ACC	7TH IN ACC	5TH IN ACC

SEASON

	CAREER
12..... Double-Figure Scoring.....	12
4..... Double-Figure Rebounding.....	4
3..... Double-Doubles.....	3
1..... 20-Point Games.....	1


2019-20 GAME-BY-GAME STATISTICS

Date	Opponent	GS	MIN	FG-A	3P-A	FT-A	RB	PF	A	TO	ST	BL	PTS
11/5	@ Fordham	*	24	3-9	0-1	5-9	3-4-7	3	1	1	1	0	11
11/8	Loyola MD	*	32	9-14	0-0	1-5	2-5-7	2	3	1	2	2	19
11/11	Tennessee	*	31	3-11	1-2	2-6	1-4-5	2	2	1	4	1	9
11/14	Michigan St	*	26	6-10	0-0	3-7	2-1-3	3	1	0	0	2	15
11/20	Toledo	*	32	3-10	0-0	1-3	2-4-6	5	1	3	1	0	7
11/23	@ Michigan	*	30	5-12	0-2	3-4	2-3-5	3	1	0	2	1	13
11/28	vs FGCU	*	36	8-13	0-1	3-4	1-8-9	1	0	3	1	1	19
11/29	vs South Dakota St	*	39	6-12	0-0	3-6	1-7-8	4	1	1	4	0	15
11/30	vs USF	*	33	6-7	1-1	5-9	1-8-9	2	2	0	3	1	18
12/4	Minnesota	*	37	4-13	0-1	1-1	2-12-14	2	6	1	1	2	9
12/8	@ UConn	*	35	8-16	0-4	1-2	5-6-11	3	3	1	0	1	17
12/11	DePaul	*	37	11-15	0-0	0-2	7-8-15	3	3	5	2	1	22
12/29	Clemson	*	36	5-12	0-2	4-6	2-5-7	4	0	3	4	1	14
1/2	@ Pittsburgh	*	30	3-10	0-0	4-7	5-6-11	4	2	3	3	1	10
1/5	@ Syracuse	*	38	0-7	0-1	4-8	4-7-11	1	2	6	2	2	4
1/9	Boston College	*	31	5-12	0-1	0-0	3-3-6	2	0	2	1	1	10
1/12	NC State	*	12	1-5	0-0	1-4	2-1-3	0	0	1	2	1	3
1/16	@ Duke												
1/19	Miami												
1/26	@ Virginia												
1/30	Louisville												
2/2	@ Georgia Tech												
2/6	@ Wake Forest												
2/9	Pittsburgh												
2/13	@ Boston College												
2/16	@ Louisville												
2/20	Virginia Tech												
2/23	Syracuse												
2/27	UNC												
3/1	@ Florida St												

Out for remainder of the season

PEOPLES' OVERALL CAREER STATISTICS

SEASON	TEAM	GP-GS	MIN/AVG	FG-FGA	FG%	3FG-FGA	3FG%	FT-FTA	FT%	OFF DEF	TOT	AVG	PF-FO	AST	TO	BLK	STL	PTS	AVG	
2019-20	ND	17-10	538/31.6	86-188	.457	2-16	.125	41-83	.494	45	92	137	8.1	44-1	28	32	18	33	215	12.6
TOTAL		17-10	538/31.6	86-188	.457	2-16	.125	41-83	.494	45	92	137	8.1	44-1	28	32	18	33	215	12.6



DANIELLE COSGROVE 22

6-4 // SOPHOMORE // FORWARD

HOLBROOK, N.Y.

SACHEM EAST

UPDATE

- Played in all 28 games, including 4 starts. Averages 13.3 minutes.
- Contributing from three: Connected from deep in three of the last six games.
- Collected a career high 3 steals at Boston College on Feb. 13.
- Went back-to-back games with a three for the Irish. After hitting a critical three in the 2nd half at Wake Forest on Feb. 6, Cosgrove went 2-for-5 from beyond the arc vs Pitt on Feb. 9, which tied her career best. She also dished out a career high 4 assists to go with her 8 points.
- Knocked down a three at Duke (1/16) to go with one steal and one block in eight minutes of play.
- Played a career high 26 minutes at No. 4 UConn, logging a made three and three rebounds.
- Started against No. 21 USF (11/30), dishing out a career high 3 assists to go with her 5 points.
- Notched her first career start at No. 21 Michigan (11/25), tallying four points.
- Broke out against No. 16 Michigan State (11/14) with a career high 12 points, including a career best 5-for-8 day from the free-throw line.
- Reeled in a career best 8 rebounds against Loyola Maryland in the home opener on Nov. 8.
- Opened the season in Fordham, less than an hour away from her hometown. Collected two points, one block and two boards.

SEASON BESTS

Pts: 12 (vs Michigan St, 11/14/19)
 Rebs: 8 (vs Loyola MD, 11/8/19)
 FGM: 3, 3x (last vs Virginia Tech, 2/20/20)
 FGA: 8, 2x (last vs Tennessee, 11/11/19)
 3FGM: 2 (vs Pitt, 2/9/20)
 3FGA: 5, 2x (last vs Pitt, 2/9/20)
 FTM: 5 (vs Michigan St, 11/14/19)
 FTA: 8 (vs Michigan St, 11/14/19)
 Ast: 4 (vs Pitt, 2/9/20)
 Blk: 2 (vs South Dakota State, 11/29/19)
 Stl: 3 (at Boston College, 2/13/20)
 Min: 26 (at UConn, 12/8/19)

CAREER BESTS

Pts: 12 (vs Michigan St, 11/14/19)
 Rebs: 8 (vs Loyola MD, 11/8/19)
 FGM: 3, 3x (last vs Virginia Tech, 2/20/20)
 FGA: 8, 2x (last vs Tennessee, 11/11/19)
 3FGM: 2, 2x (last vs Pitt, 2/9/20)
 3FGA: 5, 2x (last vs Pitt, 2/9/20)
 FTM: 5 (vs Michigan St, 11/14/19)
 FTA: 8 (vs Michigan St, 11/14/19)
 Ast: 4 (vs Pitt, 2/9/20)
 Blk: 3 (vs WKU, 12/19/18)
 Stl: 3 (at Boston College, 2/13/20)
 Min: 26 (at UConn, 12/8/19)

SEASON

1..... Double-Figure Scoring.....1

CAREER

2019-20 GAME-BY-GAME STATISTICS

Date	Opponent	GS	MIN	FG-A	3P-A	FT-A	RB	PF	A	TO	ST	BL	PTS
11/5	@ Fordham	12	1-4	0-1	0-0	0-2-2	0	0	3	0	1	2	
11/8	Loyola MD	20	2-8	0-1	2-2	3-5-8	3	1	1	1	1	6	
11/11	Tennessee	21	1-8	1-3	0-0	2-1-3	3	1	1	0	0	3	
11/14	Michigan St	14	3-5	1-1	5-8	4-1-5	1	0	2	0	1	12	
11/20	Toledo	20	1-4	0-0	0-0	0-2-2	0	1	2	2	0	2	
11/23	@ Michigan	* 17	2-4	0-1	0-0	0-1-1	5	1	3	0	1	4	
11/28	vs FGCU	12	1-3	0-0	1-1	0-1-1	0	1	1	1	0	3	
11/29	vs South Dakota St	23	1-7	0-2	1-2	2-1-3	0	2	1	0	2	3	
11/30	vs USF	* 22	1-2	1-1	2-4	1-2-3	2	3	2	0	0	5	
12/4	Minnesota	* 5	0-1	0-0	0-0	0-2-2	0	0	1	0	0	0	
12/8	@ UConn	* 26	1-5	1-5	0-0	0-3-3	2	1	1	0	1	3	
12/11	DePaul	1	0-0	0-0	0-0	0-0-0	0	0	0	0	0	0	
12/29	Clemson	15	1-3	0-0	0-0	0-1-1	1	0	0	0	0	2	
1/2	@ Pittsburgh	4	0-1	0-0	0-0	0-1-1	2	1	0	0	0	0	
1/5	@ Syracuse	9	0-2	0-0	0-0	0-0-0	1	0	1	1	0	0	
1/9	Boston College	4	1-1	0-0	0-0	0-0-0	0	0	1	0	0	2	
1/12	NC State	22	0-7	0-4	0-0	2-0-2	3	0	1	0	0	0	
1/16	@ Duke	8	1-3	1-1	0-0	1-0-1	1	0	2	1	1	3	
1/19	Miami	3	0-2	0-0	0-0	1-1-2	0	0	1	0	1	0	
1/26	@ Virginia	15	1-4	0-2	2-2	0-3-3	4	0	4	0	1	4	
1/30	Louisville	10	0-4	0-1	0-0	0-1-1	1	0	0	0	0	0	
2/2	@ Georgia Tech	10	0-2	0-2	0-0	0-3-3	2	1	0	0	0	0	
2/6	@ Wake Forest	12	1-3	1-2	0-0	1-2-3	2	0	1	0	1	3	
2/9	Pittsburgh	19	3-7	2-5	0-0	0-4-4	4	4	2	0	0	8	
2/13	@ Boston College	16	0-2	0-1	0-0	0-2-2	3	1	0	3	0	0	
2/16	@ Louisville	11	0-2	0-2	0-0	0-0-0	1	0	0	0	0	0	
2/20	Virginia Tech	17	3-5	1-3	0-0	1-1-2	1	0	0	0	0	7	
2/23	Syracuse	6	1-2	0-1	0-0	0-0-0	0	0	1	0	0	2	
2/27	UNC												
3/1	@ Florida St												

COSGROVE'S OVERALL CAREER STATISTICS

SEASON	TEAM	GP-GS	MIN/AVG	FG-FGA	FG%	3FG-FGA	3FG%	FT-FTA	FT%	OFF	DEF	TOT	AVG	PF-FO	AST	TO	BLK	STL	PTS	AVG
2018-19	ND	27-0	132/4.9	14-48	.292	9-35	.257	0-0	.000	4	14	18	0.7	14-0	5	8	6	1	37	1.4
2019-20	ND	28-4	373/13.3	26-101	.257	9-39	.231	13-19	.684	18	40	58	2.1	42-1	18	32	11	9	74	2.6
TOTAL		55-4	504/9.2	40-149	.268	18-74	.243	13-19	.684	22	54	76	1.4	56-1	23	40	17	10	111	2.0



DESTINEE WALKER 24

5-10 // GRADUATE // GUARD

ORLANDO, FLORIDA

NORTH CAROLINA // LAKE HIGHLAND

NOMINATED FOR: ALL-ACC

• Played in all 28 games, starting in all but one. Averages 35.3 minutes, which ranks 6th in the ACC. Participating in her first full season of basketball since the 2016-17 campaign with the Tar Heels.

• Leads the Irish in 20+ scoring performances with 8, which is tied for sixth in the ACC. Her previous career best was four set her sophomore year at UNC (2016-17).

• Walker is on the best stretch of her season, posting seven straight with double-digit points aka every game in February. In fact, there are only two ACC players having a better month than Walker (18.7 ppg) - Virginia's Jocelyn Willoughby (22.2 ppg) and Duke's Haley Gorecki (19.4 ppg).

• When further looking at February-only stats: Shooting 42.5 percent from the field and 30-of-35 from the free-throw line (.857). She recorded three straight games with 20+ points from Feb. 6-13, totaling 69 points.

• 3 big 4th quarter pushes in February: 12 points vs. Virginia Tech, 8 vs. Pitt and 10 vs. Wake.

• Walker almost single-handedly won the game in Boston College (2/13), pouring in 21 points, including a go-ahead basket with 1.2 seconds on the clock.

• Walker tallied 24 points in just 26 minutes of play vs. Pitt (2/9), nearly missing the entire third quarter due to foul trouble. She converted 4-of-7 from three-point range and dished out a season best 4 assists.

• After sitting with two points at the half at Wake Forest (2/6), Walker willed the Irish to victory by scoring 12 points in the third and 10 points in the fourth.

• Went 4-of-5 from three vs. Miami (1/19), finishing with 21 points.

• Recorded her best quarter of the season in the first at Syracuse on Jan. 5 with 12 points. Has twice done so now after her third quarter at Wake Forest on Feb. 6.

• Willed the Irish to victory at Pitt (1/2) in the final minutes: Recorded an impressive reverse layup at 2:05, dished the assist to Vaughn at 1:33, earned a crucial steal with 23 seconds left, then converted three free throws in the final 20 seconds for the 60-52 win. Totaled 16 points for the game.

• Exploded with a season best 27 points at No. 21 Michigan (11/23), tying her career high from beyond the arc with five made three's (5-for-8). She scored nine of the team's 14 third quarter points.

• Walker hit the game-winning basket for the Irish in the 54-51 win over Toledo (11/20), tallying 12 points in the game.

• Her 102 made free-throws leads the team and ranks 69th in the country, while her .767 free-throw percentage ranks 8th in the ACC.

• In her Irish debut, Walker stepped up with a 10-point, 10-rebound, double-double in 38 minutes of play. The 10 boards tied her career high.

SEASON BESTS

Pts: 27 (at Michigan, 11/23/19)
 Rebs: 10 (at Fordham, 11/5/19)
 FGM: 9, 2x (last at Michigan, 11/23/19)
 FGA: 22 (vs Virginia Tech, 2/20/20)
 3FGM: 5 (at Michigan, 11/23/19)
 3FGA: 9, 2x (last at Syracuse, 1/5/20)
 FTM: 7, 2x (last at Wake, 2/6/20)
 FTA: 10 (at Virginia, 1/26/20)
 Ast: 6 (vs Syracuse, 2/23/20)
 Blk: 1, 4x (last vs Boston College, 1/9/20)
 Stl: 4, 3x (last at Wake, 2/6/20)
 Min: 40 (at Georgia Tech, 2/2/20)

CAREER BESTS

Pts: 32 (vs Florida A&M, 11/17/15)
 Rebs: 10, 2x (last at Fordham, 11/5/19)
 FGM: 10, 2x (last vs Iona, 11/21/15)
 FGA: 22 (vs Virginia Tech, 2/20/20)
 3FGM: 5, 3x (last at Michigan, 11/23/19)
 3FGA: 12 (vs Louisville, 2/4/16)
 FTM: 10 (vs Florida A&M, 11/17/15)
 FTA: 10, 2x (last vs Jacksonville, 12/20/16)
 Ast: 6, 2x (last vs Syracuse, 2/23/20)
 Blk: 1, 7x (last vs Boston College, 1/9/20)
 Stl: 4, 4x (last at Wake, 2/6/20)
 Min: 45 (vs Pitt, 3/2/16)

KEY STATISTICS

POINTS	3PT FG	FT%	FT MADE
14.7	1.3	.767	3.6
LEADS TEAM	2ND ON TEAM	LEADS TEAM	LEADS TEAM
11TH IN ACC		8TH IN ACC	

SEASON

CAREER


23	Double-Figure Scoring	63
8	20-Point Games	15
0	30-Point Games	1
1	Double-Doubles	2
1	Double-Figure Rebounds	2

2019-20 GAME-BY-GAME STATISTICS

Date	Opponent	GS	MIN	FG-A	3P-A	FT-A	RB	PF	A	TO	ST	BL	PTS
11/5	@ Fordham	*	38	3-9	0-2	4-6	3-7-10	2	0	1	1	0	10
11/8	Loyola MD	*	33	9-15	0-1	6-7	3-3-6	2	4	1	2	1	19
11/11	Tennessee	*	36	5-13	3-7	5-6	1-1-2	3	2	2	4	0	18
11/14	Michigan St	*	35	0-2	0-1	4-6	2-0-2	5	1	1	1	0	4
11/20	Toledo	*	37	6-17	0-3	0-0	2-4-6	1	2	1	1	0	12
11/23	@ Michigan	*	33	9-14	5-8	4-6	0-2-2	3	1	1	4	0	27
11/28	vs FGCU	*	39	2-7	0-2	0-0	0-4-4	2	0	4	0	0	4
11/29	vs South Dakota St	*	38	4-16	0-9	4-6	0-1-1	4	1	1	2	0	12
11/30	vs USF	*	37	6-16	1-7	4-7	1-3-4	1	1	1	1	0	17
12/4	Minnesota	*	35	4-7	0-1	4-4	1-1-2	0	0	2	0	0	12
12/8	@ UConn	*	30	1-7	0-3	0-0	0-3-3	2	0	2	1	0	2
12/11	DePaul	*	30	8-12	2-3	2-3	0-5-5	4	1	5	0	0	20
12/29	Clemson	*	37	3-15	1-6	3-4	3-2-5	1	2	1	0	1	10
1/2	@ Pittsburgh	*	29	5-11	1-4	5-6	1-4-5	2	1	0	3	0	16
1/5	@ Syracuse	*	38	8-17	4-9	5-8	0-6-6	5	3	1	1	1	25
1/9	Boston College	*	36	7-15	1-7	6-6	0-1-1	3	3	3	1	1	21
1/12	NC State	*	35	4-15	0-6	3-4	3-1-4	2	2	2	0	0	11
1/16	@ Duke	*	32	2-13	0-7	2-2	1-6-7	3	2	1	1	0	6
1/19	Miami	*	38	6-11	4-5	5-6	3-4-7	2	2	2	1	0	21
1/26	@ Virginia	*	34	2-12	1-6	6-10	2-2-4	1	2	3	2	0	11
1/30	Louisville	*	25	1-10	1-4	0-0	1-1-2	0	0	0	0	0	3
2/2	@ Georgia Tech	*	40	4-11	0-3	7-8	0-4-4	3	2	1	2	0	15
2/6	@ Wake Forest	*	39	8-15	1-4	7-8	2-1-3	3	0	4	4	0	24
2/9	Pittsburgh	*	26	8-11	4-7	4-5	0-2-2	4	4	5	0	0	24
2/13	@ Boston College	*	38	7-21	3-6	4-4	3-6-9	2	1	3	0	0	21
2/16	@ Louisville	*	39	4-16	2-5	2-2	2-2-4	1	3	4	3	0	12
2/20	Virginia Tech	*	39	8-22	0-5	3-4	4-3-7	4	2	3	1	0	19
2/23	Syracuse	*	38	6-10	1-3	3-4	3-3-6	3	6	4	3	0	16
2/27	UNC												
3/1	@ Florida St												

WALKER'S OVERALL CAREER STATISTICS

SEASON	TEAM	GP-GS	MIN/AVG	FG-FGA	FG%	3FG-FGA	3FG%	FT-FTA	FT%	OFF	DEF	TOT	AVG	PF-FO	AST	TO	BLK	STL	PTS	AVG
2015-16	UNC	32-31	1194/37.3	160-428	.374	48-180	.267	78-96	.813	31	86	117	3.7	66-0	79	91	2	35	446	13.9
2016-17	UNC	21-20	684/32.6	91-238	.382	39-115	.339	40-55	.727	24	54	78	3.7	48-1	42	45	1	24	261	12.4
2018-19	UNC	4-0	39/9.7	2-7	.286	1-1	1.000	5-6	.833	2	2	4	1.0	4-0	2	2	0	0	10	2.5
2019-20	ND	28-27	989/35.3	137-359	.382	36-137	.263	102-133	.767	40	83	123	4.4	68-2	48	59	4	39	412	14.7
TOTAL FOR ND		28-27	989/35.3	137-359	.382	36-137	.263	102-133	.767	40	83	123	4.4	68-2	48	59	4	39	412	14.7
TOTAL		85-78	2906/34.2	390-1032	.378	124-433	.286	225-290	.776	97	225	322	3.8	186-3	171	197	7	98	1129	13.3



MIK VAUGHN 30

6-3 // JUNIOR // CENTER

PHILADELPHIA, PENNSYLVANIA

PAUL VI / FRIENDS' CENTRAL

NOMINATED FOR: MOST IMPROVED

- Athletic status - Sophomore. Started in all 17 games in which she's played. Averages 26.5 minutes
- As the lone Irish player with significant on-court experience from last season, Vaughn took on a major leadership role with the team, and is also our best nominee for most improved: Vaughn went from averaging 3.3 points and 2.4 rebounds to 10.9 points and 6.9 rebounds. She shot 52.5 percent last year and jumped that to 58.2 percent aka the second best shooting percentage in the ACC.
- Made her first career start for the Irish in the season opener at Fordham. Vaughn was closing in on a double-double with eight points and nine boards in 20 minutes of action before being sidelined with a right knee injury. Vaughn also set a career high in assists with four.
- Missed 11 games due to an ACL sprain in her right knee - opposite knee of what she tore in her freshman season. Returned from injury against Clemson on Dec. 29.
- Posted 8 double-digit scoring games since her return - in 7 of the 8, Vaughn has recorded at least 16 points, which included two double-doubles. Two 20-point performances in the month of February.
- Been highly efficient from the field since returning, converting 58.6 percent from the floor, which leads all ACC players in conference play.
- Scored double-digit points by the half on 5 separate occasions this season, with 4 of the 5 happening on the road: Pitt, Syracuse, Duke and Georgia Tech.
- Recorded a career high 21 points on 7-of-9 shooting in the 72-70 win over Syracuse (2/23). In the final two minutes, Vaughn took a charge to force a turnover then hit the game-winning free throws.
- Averages 2.9 offensive rebounds/game in ACC play, which ranks 7th.
- Recorded her first career double-double at Syracuse (1/5) with 16 points and a career-high tying 11 boards.
- Poured in 18 points at Duke (1/16), recording her second double-double with a career-high tying 11 boards.
- Went 7-of-8 from the field for 16 points in the win over Miami (1/19).
- Dished out a career best five assists vs No. 5 Louisville. It marked her first 5+5+5 Stat Stuffer game, earning eight points and five boards as well.
- Carried the Irish to victory at Georgia Tech on Feb. 2, scoring a career high 20 points on 10-of-15 shooting from the field.
- Iced the 75-71 win at Wake Forest on Feb. 6 with a free-throw in the final 10 seconds of the game.
- Garnered back-to-back games with double-digit rebounds for the first time of her career. Vaughn reeled in 10 rebounds each vs. Pitt (2/9) and at Boston College (2/13).
- Another efficient outing vs. No. 5 Louisville, going 8-of-10 from the field to notch 16 points.

SEASON BESTS

Pts: 21 (vs Syracuse, 2/23/20)
 Rebs: 11, 2x (at Duke, 1/16/20)
 FGM: 10 (at Georgia Tech, 2/2/20)
 FGA: 19 (at Pitt, 1/2/20)
 3FGM:
 3FGA:
 FTM: 7 (vs Syracuse, 2/23/20)
 FTA: 10 (vs Syracuse, 2/23/20)
 Ast: 5 (vs Louisville, 1/30/20)
 Blk: 3, 3x (last vs Syracuse, 2/23/20)
 Stl: 4 (vs Clemson, 12/29/19)
 Min: 34 (vs Boston College, 1/9/20)

CAREER BESTS

Pts: 21 (vs Syracuse, 2/23/20)
 Rebs: 11, 3x (last at Duke, 1/16/20)
 FGM: 10 (at Georgia Tech, 2/2/20)
 FGA: 19 (at Pitt, 1/2/20)
 3FGM:
 3FGA:
 FTM: 7 (vs Syracuse, 2/23/20)
 FTA: 10 (vs Syracuse, 2/23/20)
 Ast: 5 (vs Louisville, 1/30/20)
 Blk: 4, 2x (last vs Wake Forest, 1/13/19)
 Stl: 4 (vs Clemson, 12/29/19)
 Min: 34 (vs Boston College, 1/9/20)

KEY STATISTICS

POINTS	REBOUNDS	FG%	BLOCKS
10.9	6.9	.582	1.2
4TH ON TEAM	LEADS TEAM	LEADS TEAM	LEADS TEAM

SEASON

8.....	Double-Figure Scoring.....	11
4.....	Double-Figure Rebounds.....	5
2.....	Double-Doubles.....	2
2.....	20-Point Games.....	2


CAREER

2019-20 GAME-BY-GAME STATISTICS

Date	Opponent	GS	MIN	FG-A	3P-A	FT-A	RB	PF	A	TO	ST	BL	PTS
11/5	@ Fordham	*	20	3-6	0-0	2-3	2-7-9	0	4	3	1	0	8
11/8	Loyola MD	DNP											
11/11	Tennessee	DNP											
11/14	Michigan St	DNP											
11/20	Toledo	DNP											
11/23	@ Michigan	DNP											
11/28	vs FGCU	DNP											
11/29	vs South Dakota St	DNP											
11/30	vs USF	DNP											
12/4	Minnesota	DNP											
12/8	@ UConn	DNP											
12/11	DePaul	DNP											
12/29	Clemson	*	23	4-5	0-0	0-0	0-2-2	2	1	2	4	0	8
1/2	@ Pittsburgh	*	29	8-19	0-0	1-1	6-3-9	4	3	1	2	2	17
1/5	@ Syracuse	*	28	7-8	0-0	2-3	5-6-11	5	0	1	0	3	16
1/9	Boston College	*	34	2-6	0-0	2-2	5-4-9	3	4	0	0	3	6
1/12	NC State	*	25	3-3	0-0	0-0	0-1-1	3	2	2	3	2	6
1/16	@ Duke	*	32	7-11	0-0	4-5	7-4-11	3	0	3	2	1	18
1/19	Miami	*	24	7-8	0-0	2-2	4-4-8	4	3	4	0	1	16
1/26	@ Virginia	*	23	2-3	0-0	1-2	1-3-4	3	1	3	1	0	5
1/30	Louisville	*	29	3-8	0-0	2-4	2-3-5	2	5	1	1	1	8
2/2	@ Georgia Tech	*	29	10-15	0-0	0-0	2-5-7	4	0	1	1	1	20
2/6	@ Wake Forest	*	28	4-12	0-0	3-4	3-1-4	4	4	1	1	0	11
2/9	Pittsburgh	*	19	0-2	0-0	2-2	2-8-10	2	2	3	0	1	2
2/13	@ Boston College	*	22	2-3	0-0	0-0	2-8-10	4	2	1	1	2	4
2/16	@ Louisville	*	29	8-10	0-0	0-0	4-2-6	3	0	4	1	2	16
2/20	Virginia Tech	*	21	1-6	0-0	1-2	3-3-6	1	0	4	1	0	3
2/23	Syracuse	*	34	7-9	0-0	7-10	1-4-5	3	0	3	0	3	21
2/27	UNC												
3/1	@ Florida St												

VAUGHN'S OVERALL CAREER STATISTICS

SEASON	TEAM	GP-GS	MIN/AVG	Field Goals		3-Point		F-Throws		Rebounds				Scoring						
				FG-FGA	FG%	3FG-FGA	3FG%	FT-FTA	FT%	OFF	DEF	TOT	AVG	PF-FO	AST	TO	BLK	STL	PTS	AVG
2017-18	ND	6-0	79/13.2	23-37	.622	0-0	.000	2-6	.333	14	12	26	4.3	11-0	4	8	7	3	48	8.0
2018-19	ND	38-0	362/9.5	53-101	.525	0-0	.000	19-30	.633	41	49	90	2.4	48-1	7	25	24	10	125	3.3
2019-20	ND	17-17	450/26.5	78-134	.582	0-0	.000	29-40	.725	49	68	117	6.9	50-1	31	37	22	19	185	10.9
TOTAL		61-17	891/14.6	154-272	.566	0-0	.000	50-76	.658	104	129	233	3.8	109-2	42	70	53	32	358	5.9



SAM BRUNELLE 33

6-2 // FRESHMAN // FORWARD

RUCKERSVILLE, VIRGINIA

WILLIAM MONROE

NOMINATED FOR: ALL-ACC / ALL-FRESHMAN

• Brunelle (13.4), Gilbert (13.2) and Peoples (12.6 ppg) lead all freshmen in the ACC in scoring. The next highest is Virginia Tech's Elizabeth Kitley's 12.0.

• Brunelle's 13.4 ppg ranks 7th all-time at ND for a freshman. The top spot belongs to Beth Morgan (17.9).

• Brunelle leads all ACC freshmen in the Points + Assists + Rebounds/Game category at 20.8. Furthermore, only three ACC freshmen average at least 10 points, 5 rebounds and 1.5 assists: Brunelle, Peoples & Clemson's Amari Robinson.

• Her 4 20+ scoring games leads all freshmen in the ACC, while her 20 double-figure scoring games ranks second behind Gilbert. She is 1-of-8 ACC players overall to record a 30-point outing.

• Became the first player to start her Irish career with seven double-digit scoring performances - previous record was four. Now boasts 19 total for the year.

• Brunelle/Gilbert/Peoples could become the first freshmen trio to all finish with a double-digit scoring average. Also looking to become the highest scoring freshmen pairing in ND history: Arike Ogunbowale (11.4) and Marina Mabrey (10.7), 2015-16 // Mary Beth Schueth (13.0) and Carries Bates (12.4), 1981-82.

• Among freshmen at power-five schools, Brunelle's scoring average ranks 7th.

• Only three freshmen pairs in all of Division-I to average 13.0 ppg or higher --> ND's Brunelle and Gilbert, Fresno State's Haley & Hanna Cavinder and UTSA's Mikayla Woods & Adryana Quezada.

• Finding her three-point game: Brunelle went 13-of-68 (.191) from three over the first 14 games. Over the last 14 games, Brunelle's converted 34-of-96 (.354)

• Made 14 threes in February, which ranks 5th in the ACC for the month.

• Averaging 2.1 threes in ACC play, which ranks 8th. Shooting .340 from deep in league play, which ranks 7th.

• Her 47 made threes ranks 2nd among ND freshmen all-time behind Alicia Ratay (73).

• Went 6-of-10 from deep to tally 20 points vs. Virginia Tech (2/20). Her 6 treys were the second most in a single game by a ND freshman, behind Alicia Ratay's 7 at Rutgers on 2/19/00.

• Brunelle went off in the win over Miami (1/19), scoring 20 of her 25 points in the 2nd half. Then notched back-to-back games with 20+ points for the first time with 21 at Virginia (1/26).

• Exploded with a career high 31 points on 13-of-18 shooting vs. DePaul on Dec. 11. Her 31-point performance also tied the Notre Dame individual scoring record for a freshmen, tying both Skylar Diggins and Katryna Gaither.

• 4th Quarter surges: Brunelle scored seven of her 19 points in the fourth against Minnesota (12/4). Scored nine of her 11 points in the fourth at No. 21 Michigan (11/23). Scored 11 of her 19 points in the fourth vs. No. 16 Michigan State (11/14).

• 2 double-doubles: 11-points, 12-rebounds against FGCU (11/28). All 12 boards were defensive rebounds, which marked a career best for that category. Prior, 19 points and 13 rebounds against Toledo (11/20).

• Peoples and Brunelle became the first pair of freshmen starters for a season opener since Teresa Borton & Jacqueline Batteast started the 2001-02 season opener.

SEASON BESTS

Pts: 31 (vs DePaul, 12/11/19)
 Rebs: 13 (vs Toledo, 11/20/19)
 FGM: 13 (vs DePaul, 12/11/19)
 FGA: 20 (at Duke, 1/16/20)
 3FGM: 6 (vs Virginia Tech, 2/20/20)
 3FGA: 12 (at Virginia, 1/26/20)
 FTM: 6 (vs Toledo, 11/20/19)
 FTA: 10 (vs Toledo, 11/20/19)
 Ast: 3, 6x (last vs Syracuse, 2/23/20)
 Blk: 4 (at Pitt, 1/2/20)
 Stl: 4 (at Boston College, 2/13/20)
 Min: 42 (at Syracuse, 1/5/20)

CAREER BESTS

Pts: 31 (vs DePaul, 12/11/19)
 Rebs: 13 (vs Toledo, 11/20/19)
 FGM: 13 (vs DePaul, 12/11/19)
 FGA: 20 (at Duke, 1/16/20)
 3FGM: 6 (vs Virginia Tech, 2/20/20)
 3FGA: 12 (at Virginia, 1/26/20)
 FTM: 6 (vs Toledo, 11/20/19)
 FTA: 10 (vs Toledo, 11/20/19)
 Ast: 3, 6x (last vs Syracuse, 2/23/20)
 Blk: 4 (at Pitt, 1/2/20)
 Stl: 4 (at Boston College, 2/13/20)
 Min: 42 (at Syracuse, 1/5/20)

KEY STATISTICS

POINTS	REBOUNDS	3PT FG	FG%
13.4	5.9	1.7	.388
2ND ON TEAM	2ND ON TEAM	LEADS TEAM	3RD ON TEAM
LEADS ACC FRESHMEN		LEADS ACC FR.	

SEASON

CAREER

20	Double-Figure Scoring	20
2	Double-Figure Rebounds	2
2	Double-Doubles	2
4	20-Point Games	4
1	30-Point Games	1

2019-20 GAME-BY-GAME STATISTICS

Date	Opponent	GS	MIN	FG-A	3P-A	FT-A	RB	PF	A	TO	ST	BL	PTS
11/5	@ Fordham	*	33	4-12	2-6	4-4	2-3-5	3	3	5	2	0	14
11/8	Loyola MD	*	34	6-15	0-5	0-0	3-6-9	1	3	4	0	2	12
11/11	Tennessee	*	32	6-18	2-11	2-2	1-2-3	4	0	3	1	0	16
11/14	Michigan St	*	37	7-13	2-6	3-6	1-7-8	1	3	2	1	3	19
11/20	Toledo	*	37	6-12	1-6	6-10	3-10-13	2	0	2	2	3	19
11/23	@ Michigan	*	39	5-11	1-5	1-2	1-3-4	4	2	2	1	2	12
11/28	vs FGCU	*	30	4-12	1-5	2-4	0-12-12	5	2	3	0	1	11
11/29	vs South Dakota St	*	27	1-7	1-4	4-4	0-2-2	3	0	0	0	0	7
11/30	vs USF	*	33	4-13	2-5	0-0	1-3-4	3	1	1	0	0	10
12/4	Minnesota	*	38	9-18	0-3	1-1	0-6-6	4	3	5	0	2	19
12/8	@ UConn	*	19	2-10	0-3	0-0	1-5-6	1	2	2	0	0	4
12/11	DePaul	*	38	13-18	1-3	4-5	1-6-7	1	2	2	0	1	31
12/29	Clemson	*	31	2-6	0-3	1-2	1-2-3	3	1	4	2	0	5
1/2	@ Pittsburgh	*	32	4-11	0-3	0-0	0-5-5	1	2	6	0	4	8
1/5	@ Syracuse	*	42	5-16	2-5	0-2	3-4-7	2	1	3	1	1	12
1/9	Boston College	*	33	6-14	3-7	0-0	1-7-8	2	1	4	0	0	15
1/12	NC State	*	27	2-8	2-7	0-0	1-1-2	3	1	1	0	0	6
1/16	@ Duke	*	39	6-20	4-11	0-0	4-4-8	2	1	8	1	1	16
1/19	Miami	*	36	11-18	3-5	0-0	1-3-4	1	0	3	2	0	25
1/26	@ Virginia	*	39	6-17	4-12	5-6	0-5-5	0	2	3	2	3	21
1/30	Louisville	*	39	6-15	2-8	3-4	3-6-9	1	1	6	1	1	17
2/2	@ Georgia Tech	*	37	2-7	0-2	3-3	0-4-4	2	3	1	0	2	7
2/6	@ Wake Forest	*	33	4-11	2-5	0-0	2-5-7	2	2	2	0	0	10
2/9	Pittsburgh	*	16	2-8	2-7	4-4	1-3-4	4	1	2	0	0	10
2/13	@ Boston College	*	36	4-16	1-1	0-0	1-2-3	4	2	3	4	0	9
2/16	@ Louisville	*	32	2-9	0-3	0-0	2-4-6	0	0	2	0	0	4
2/20	Virginia Tech	*	36	7-12	6-10	0-0	0-1-1	2	1	2	3	1	20
2/23	Syracuse	*	38	6-19	3-11	0-0	2-7-9	1	3	2	2	0	15
2/27	UNC												
3/1	@ Florida St												

BRUNELLE'S OVERALL CAREER STATISTICS

SEASON	TEAM	GP-GS	MIN/AVG	FG-FGA	FG%	3FG-FGA	3FG%	FT-FTA	FT%	OFF	DEF	TOT	AVG	PF-FO	AST	TO	BLK	STL	PTS	AVG
2019-20	ND	28-28	943/33.7	142-366	.388	47-162	.290	43-59	.729	36	128	164	5.9	62-1	43	83	27	25	374	13.4
TOTAL		28-28	943/33.7	142-366	.388	47-162	.290	43-59	.729	36	128	164	5.9	62-1	43	83	27	25	374	13.4

SCORING

Player scored 25 points	Sam Brunelle (25), vs Miami, 1/19/20
Player scored 30 points	Sam Brunelle (31) vs DePaul, 12/11/19
Player scored 35 points	Jessica Shepard (39) vs DePaul, 12/17/17
Player scored 40 points	Jewell Loyd (41) at DePaul, 12/10/14
Player came off bench and scored 20 points	Jackie Young (22), vs. Virginia, 3/3/19
Two players scored 20 points	Sam Brunelle (25) & Destinee Walker (21), Miami, 1/19/20
Three players scored 20 points	Jessica Shepard (30), Jackie Young (21), Brianna Turner (20) vs Louisville, 3/10/19 (Greensboro, N.C.)
Three players scored 20 points/consecutive games	Arike Ogunbowale (30), Jessica Shepard (24), Marina Mabrey (23) vs CSUN, 3/16/18; Arike Ogunbowale (24), Jessica Shepard (25), Jackie Young (24) vs. Villanova, 3/18/18
Two players scored 25 points	Arike Ogunbowale (27) & Jessica Shepard (26) vs FSU, 2/10/19
Player scored 25 points/consecutive games	Arike Ogunbowale (27 vs. Georgia Tech, 2/11/18; 27 at Virginia, 2/15/18)
None in double figures	at Seton Hall, 2/8/04
One in double figures	Brianna Turner (25) vs. Duke, 1/26/17
Six in double figures	Arike Ogunbowale (13), Brianna Turner (14), Jessica Shepard (18), Mikayla Vaughn (10), Marina Mabrey (21), Jackie Young (21) vs Binghamton, 12/16/18
Seven in double figures	See eight in double figures
Eight in double figures	Devereaux Peters (20), Natalie Achonwa (19), Kaila Turner (14), Natalie Novosel (13), Skylar Diggins (11), Brittany Mallory (11), Kayla McBride (11) and Markisha Wright (11) vs. Pittsburgh, 1/17/12
ND scored 55 points/half	58 (2nd half) vs Stanford, 4/1/19 (Chicago)
ND scored 60 points/half	60 (1st half) vs Pitt, 1/3/19
ND scored 50 points in both halves	50 (1st) & 53 (2nd) vs. Harvard, 11/9/18
ND scored 100 points/game	103 vs Virginia, 3/3/19
ND scored 100 points/home game	See 100 points
ND scored 100 points/neutral site	100 vs. Duquesne, 12/1/13 (@ Toronto, Ontario)
ND scored 100 points/conference game	103 vs Virginia, 3/3/19
ND scored fewer than 15 points/half	11 (1st half) at West Virginia, 1/13/08
ND scored fewer than 20 points/half	18 (2nd half) at Duke, 1/16/20
ND scored fewer than 50 points/game	49, at Louisville, 2/16/20

FIELD GOAL SHOOTING

Player made every shot from the field (min. 7)	Jessica Shepard (8-8) vs Binghamton, 12/16/18
ND shot 55 percent/consecutive games	56.7 (38-67) at Syracuse, 2/25/19; 55.1 (38-69) vs Virginia, 3/3/19, 58.0 (40-69) vs North Carolina, 3/8/19 (Greensboro, N.C.)
ND shot 60 percent/game	61.4 (35-57) vs Lehigh, 12/30/18
ND shot 65 percent/game	69.8 (37-53) vs WKU, 12/19/18
ND shot 70 percent/game	70.2 (40-57) at Mercer, 12/30/11
ND shot below 25 percent/game	24.5 (13-53) at West Virginia, 1/13/08
ND shot below 30 percent/game	29.5 (18-61) vs Louisville, 1/30/20
ND shot below 35 percent/game and won	33.3 (23-69) at Pitt, 1/2/20
ND shot 65 percent/half	69.2 (18-26) at Syracuse, 2/25/19
ND shot 70 percent/half	See 75
ND shot 75 percent or greater/half	.758 (22-29), 2nd half at Clemson, 1/31/19
ND shot below 25 percent/half	23.3 (7-30), 2nd half vs Louisville, 1/30/20
ND shot below 30 percent/half	28.6 (10-35), 2nd half at Virginia, 1/26/20

THREE-POINT SHOOTING

Player made 4 three-pointers/half	Sam Brunelle (2nd half) vs Virginia Tech, 2/20/20
Player made 5 three-pointers/half	Marina Mabrey (1st half) vs Texas A&M, 3/24/18 (Spokane, Wash.)
Player made 5 three-pointers	Destinee Walker at Michigan, 11/23/19
Player made 6 three-pointers	Sam Brunelle vs Virginia Tech, 2/20/20
Player made 7 three-pointers	Marina Mabrey vs Texas A&M, 3/24/18 (Spokane, Wash.)
Player made 8 three-pointers	Sheila McMillen vs. St. John's, 2/28/98 (@ Piscataway, N.J.)
Player attempted 10 three-pointers	Sam Brunelle (11) vs Syracuse, 2/23/20
ND made 10 three-pointers	13 vs Virginia, 3/3/19
ND did not make a three-pointer	vs. Saint Joseph's (Pa.), 12/21/14
ND attempted 20 three-pointers	23 vs Pittsburgh, 2/9/20
ND shot 60 percent 3FG (min. 5 att.)	70.0 (7-10) vs Miami, 1/19/20

FREE-THROW SHOOTING

Player made 10 free-throws	Arike Ogunbowale (12) vs Louisville, 1/10/19
Player made 15 free-throws	Jewell Loyd (15) at DePaul, 12/10/14
Player attempted 15 free-throws	Brianna Turner (16) at North Carolina, 1/15/15
Player made 10 for 10 or better	12-12 by Arike Ogunbowale vs Louisville, 1/10/19
ND shot 90 percent (min. 10 att.)	100.0 (10-10) vs Boston College, 1/9/20
ND shot below 50 percent (min. 10 att.)	46.7 (7-15) at Georgia Tech, 1/6/19
ND made 30 free-throws	31 (attempted 46) vs. UCLA, 11/28/15 (@ Freeport, Bahamas)
ND made fewer than five FTs	4 (attempted 7) vs. Wake Forest, 1/5/17
ND attempted 40 free-throws	46 (made 31) vs. UCLA, 11/28/15 (@ Freeport, Bahamas)
ND attempted fewer than five FTs	2 (made 2) at Connecticut, 3/8/10

REBOUNDS

Player had 15 rebounds	Anaya Peoples (15) vs. DePaul, 12/11/19
Player had 20 rebounds	Natalie Achonwa (20) vs. South Florida, 3/10/13 (@ Hartford, Conn.)
Two players had double-figure rebounds	Mikayla Vaughn (11) & Anaya Peoples (11), at Syracuse, 1/5/20
Three players had double-figure rebounds	Jessica Shepard (12), Kathryn Westbeid (10), and Jackie Young (10) vs Marquette, 12/20/17
ND had 50 rebounds	50 vs Pittsburgh, 2/9/20
ND had 25 offensive rebounds	25 vs Iowa, 11/29/18
ND had 30 offensive rebounds	30 vs Longwood, 12/28/11

DOUBLE-DOUBLES

Points & rebounds/3 consecutive games	See 4
Points & rebounds/4 consecutive games	Jessica Shepard (24/14) vs Texas A&M, 3/30/19; (11/14) vs Stanford, 4/1/19; (20/13) vs UConn, 4/5/19; (11/10) vs Baylor, 4/7/19
Points & rebounds/5 consecutive games	Jessica Shepard (17/10) vs Florida State, 3/3/18; (23/10) vs Louisville, 3/4/18; (24/10) vs CSUN, 3/16/18; (25/10) vs Villanova, 3/18/18; (13/10) vs Texas A&M, 3/24/18 (Spokane, Wash.)
Points & assists	Marina Mabrey (12/12) vs UConn, 4/5/19 (Tampa)
Rebounds & assists	Lindsay Allen (11/10) vs. Virginia 1/29/17
Points & assists/consecutive games	Niele Ivey (12/10) at Valparaiso, 11/17/00; (14/11) vs. Arizona, 11/20/00
Two players had double-doubles	Jessica Shepard (11p/10r) & Brianna Turner (12p/12r) vs Baylor, 4/7/19 (Tampa)
Three players had double-doubles	Jessica Shepard (20p/13r), Brianna Turner (15p/15r), Marina Mabrey (12p/12a), vs UConn, 4/5/19 (Tampa)
20+ points and 10+ rebounds	Anaya Peoples (22p/15r) vs DePaul, 12/11/19
30+ points and 10+ rebounds	Jessica Shepard vs Louisville, 3/10/19 (Greensboro, N.C.)
40+ points and 10+ rebounds	Jewell Loyd (41/12) vs DePaul, 12/10/14
15 points and 15 rebounds	Anaya Peoples (22p/15r) vs DePaul, 12/11/19
20 points and 20 rebounds	Natalie Achonwa (20/20) vs. South Florida, 3/10/13 (@ Hartford, Conn.)

TRIPLE DOUBLES (8 in school history)

Jackie Young (22p/10r/11a) vs Virginia, 3/3/19
Jackie Young (16p/12r/10a) at Tennessee, 1/24/19
Lindsay Allen (11p/11r/12a) at Chattanooga, 12/27/16
Marina Mabrey (18p/10a/12s) at Valparaiso, 11/23/15
Skylar Diggins (17p/10r/10a) at DePaul, 2/24/13
Skylar Diggins (22p/10r/11a) vs. Maryland, 3/27/12 (@ Raleigh, N.C.)
Sara Liebscher (17p/12r/10a) vs. Detroit, 2/15/90
Mary Gavin (11p/14a/10s) vs. Marquette, 1/31/87

ASSISTS

Player had 10 assists	Marta Sniezek (10) at Syracuse, 1/5/20
Player had 10 assists/consecutive games	Jackie Young - 12 at Syracuse, 2/25/19; 11 vs Virginia, 3/3/19
Player had 15 assists	Mary Gavin (17) at Marquette, 2/28/87
ND had 30 assists	30 at Georgia Tech, 1/6/19
ND had fewer than 10 assists	7, at Louisville, 2/16/20
ND had fewer than 5 assists	3 vs. Villanova, 3/8/09 (@ Hartford, Conn.)

BLOCKED SHOTS

Player blocked 5 shots	Brianna Turner (5) vs UConn, 4/5/19
Player blocked 6 shots	Jessica Shepard (6) at Penn, 12/9/17
Player blocked 7 shots	Brianna Turner (7) vs. Boston College, 2/23/17
Player blocked 10 shots	Amanda Barksdale (11) vs. Boston College, 2/10/02
ND blocked 10 shots	12 vs WKU, 12/19/18
ND blocked 15 shots	16 vs. Boston College, 2/10/02
ND blocked 0 shots	vs. Boston College, 1/14/18

STEALS

Player had 5 steals	Katlyn Gilbert (6) at Duke, 1/16/20
Player had 10 steals	Marina Mabrey (12) at Valparaiso, 11/23/15
ND had 20 steals	21 vs. Saint Francis (Pa.), 12/31/12

TURNOVERS

ND committed 25 or more	26 at Duke, 1/16/20
ND committed 25 or more and won	See 25 or more
ND committed 30 or more	30 at West Virginia, 2/22/11
ND committed 10 or fewer	10 vs South Dakota State, 11/29/19
ND committed 10 or fewer/consecutive games	9 vs Texas A&M, 3/30/19 (Chicago); 7 vs Stanford, 4/1/19 (Chicago); 9 vs UConn, 4/5/19 (Tampa); 10 vs Baylor, 4/7/19 (Tampa)
ND committed 5 or fewer	5 vs. Louisville, 3/4/17 (@ Conway, S.C.)

MISCELLANEOUS

Led team in points/rebounds/assists
Hit "final minute" game-winning shot
Four-point play
Made shot from midcourt or beyond
Played every minute
Played more than 40 minutes
ND rallied from 10-point deficit to win
ND rallied from 15-point deficit to win
ND rallied from 20-point deficit to win
ND scored 20 straight points
ND scored 25 straight points
ND scored 30 straight points

Jackie Young (18p/13r/5a) vs Syracuse, 3/9/19
Arike Ogunbowale (OT - 0:01), vs UConn, 3/30/18 (Columbus, Ohio);
Arike Ogunbowale (4Q - 0:01), vs Mississippi State, 4/1/18 (Columbus, Ohio).
Madison Cable (9:52, 2nd half) vs. Wake Forest, 2/1/15
Arike Ogunbowale (50 feet at 0:00, 2nd half) vs. Louisville, 3/4/18
Destinee Walker, at Georgia Tech, 2/2/20
Marta Sniezek (41:41) at Syracuse, 1/5/20
Trailed Wake Forest, 33-23 (2:55 - 2nd), won 75-71, 2/6/20
Trailed Mississippi State, 40-25 (6:41, 3rd), won 61-58, 4/1/18 (Columbus, Ohio)
Trailed vs Tennessee, 37-14 (7:03 - 2nd); won 84-70, 1/18/18
20-0 run vs. Miami, 1/19/20
25-0 run vs. Bethune-Cookman, 3/23/19
36-0 run vs. Southeast Missouri State, 1/2/11

OVERTIME

ND played an OT game
ND played multiple overtimes
ND won an OT game
ND won an OT game at home
ND won an OT game on the road
ND lost an OT game

at Syracuse (L, 74-63, OT), 1/5/20
vs. Connecticut (W, 96-87, 3ot), 3/4/13
vs UConn (W, 91-89), 3/30/18 (Columbus, Ohio)
See played an OT game
vs UConn (W, 91-89), 3/30/18 (Columbus, Ohio)
at Syracuse (L, 74-63, OT), 1/5/20

RANKINGS

Played the No. 1 team in the AP poll
Played the No. 1 team in the WBCA/USA Today poll
Defeated top-5 opponent
Defeated top-10 opponent
Defeated top-10 opponent at home
Defeated top-10 opponent on the road
Defeated top-10 opponent by double digits

vs Baylor (L, 82-81), 4/7/19 (Tampa)
vs Baylor (L, 82-81), 4/7/19 (Tampa)
vs #3 Louisville (W, 99-79), 3/10/19 (Greensboro, N.C.)
vs #6 Stanford (W, 84-68), 4/1/19 (Chicago, Ill.)
#2 Louisville (W, 82-68), 1/10/19
#10 NC State (W, 95-72), 2/18/19
s #6 Stanford (W, 84-68), 4/1/19 (Chicago, Ill.)

SCORING MARGINS

ND won by 40-plus points
ND won by 50-plus points
ND won by 60-plus points
ND won by 70-plus points
ND lost by 10-19 at home
ND lost by 20-29 points
ND lost by 20-29 points at home
ND lost by 20-29 points on the road
ND lost by 30-plus points

42 --- ND 92, Bethune-Cookman 50, 3/23/19
50 --- ND 97, Boston College 47, 2/13/19
60 --- at ND 114, Valparaiso 54, 12/4/16
75 --- at ND 104, Holy Cross 29, 11/23/14
See 30
See 30
See 30
30 --- at Virginia 90, ND 60, 1/26/20
33 --- at Louisville 82, ND 49, 2/16/20

LAST TIME OPPONENT ...**SCORING**

Player scored 25 points
Player scored 30 points
Player scored 35 points
Two players scored 20 points
Three players scored 20 points
Two players scored 25 points
None in double figures
Five in double figures
Six in double figures
Scored 50 points/half
Scored 55 points/half
Scored 60 points/half
Scored 100 points/game
Scored 100 points/non-conference game
Scored fewer than 15 points/half
Scored fewer than 20 points/half
Scored fewer than 40 points/game

Kiara Lewis (28), at Syracuse, 1/5/20
Rennia Davis (33), Tennessee, 11/11/19
Chennedy Carter (35), Texas A&M, 3/30/19 (Chicago)
Kiara Lewis (28) & Emily Engstler (22), at Syracuse, 1/5/20
Sonya Morris (29), Chante Stonewall (20) & Dee Bekelja (20), DePaul, 12/11/19
Brittney Griner (32) and Odyssey Sims (25) at Baylor, 11/20/11 vs Pitt, 1/3/19
Sonya Morris (29), Chante Stonewall (20), Dee Bekelja (20), Lexi Held (17) & Kelly Campbell (12), DePaul, 12/11/19
Erika Davenport (19), Danielle King (12), Natisha Hiedeman (12), Allazia Blockton (20), Amani Wilborn (10), Isabelle Spingola (12), Marquette, 12/20/17
50 (1st half), Louisville, 1/30/20
56 (1st half), at Louisville, 1/11/18
63 (2nd half), Northwestern State, 3/24/95 (@ Amarillo, Texas)
105, DePaul, 12/11/19
105, DePaul, 12/11/19
13 (1st half), Georgia Tech, 2/3/19
20 (1st half), at Duke, 1/16/20
37, vs Clemson, 1/21/18

FIELD GOAL SHOOTING

Shot 55 percent/game
Shot 60 percent/game
Shot below 20 percent/game
Shot below 25 percent/game

56.7 (34-60), vs NC State, 1/12/20
65.1 (41-63), at Louisville, 1/11/18
18.6 (11-59), Holy Cross, 11/23/14
24.1 (14-58), at Georgia Tech, 1/2/17

Shot below 30 percent/game
Shot 55 percent/half
Shot 60 percent/half
Shot 65 percent/half
Shot 70 percent/half
Shot below 20 percent/half
Shot below 25 percent/half

25.7 (18-79), vs Pitt, 2/9/20
57.1 (16-28), at Louisville, 2/16/20
63.6 (21-33), 1st half vs Louisville, 1/30/20
68.2 (15-22), 2nd half by Texas A&M, 4/5/11 (@ Indianapolis, Ind.)
71.8 (23-32), 1st half at Louisville, 1/11/18
17.6 (6-34), 1st half at Boston College, 2/13/20
See 20

THREE-POINT SHOOTING

Player made 5 three-pointers
Player made 6 three-pointers
Player made 7 or more three-pointers
Player attempted 10 three-pointers
Made 10 three-pointers
Did not make a three-pointer
Attempted 30 three-pointers
Shot 50 percent 3FG (min. 5 att.)
Shot 60 percent 3FG (min. 5 att.)

Sonya Morris, DePaul, 12/11/19
Gadiva Hubbard, Minnesota, 12/4/19
Kendall Spray (8), Clemson, 12/29/19
Digna Strautmene (10), Syracuse, 2/23/20
16, DePaul, 12/11/19
Duke, 2/16/15
35, vs Syracuse, 2/23/20
50.0 (9-18) vs Clemson, 12/29/19
64.7 (11-17) at Louisville, 1/11/18

FREE-THROW SHOOTING

Player made 10 free-throws
Player made 15 free-throws
Player attempted 15 free-throws
Player made 10 for 10 or better
Shot 90 percent (min. 10 att.)
Shot below 50 percent (min. 10 att.)
Made 30 free-throws
Made 5 or fewer FTs
Attempted 40 free-throws
Attempted fewer than five FTs

Kiara Lewis (13) at Syracuse, 1/5/20
Nok Duany (15) at Georgetown, 2/23/02
Kiara Lewis (18) at Syracuse, 1/5/20
Allisha Gray (10-10) at North Carolina, 1/15/15
90.9 (10-11), at N.C. State, 2/18/19
50.0 (6-12), Loyola Maryland, 11/8/19
32 (attempted 37), Illinois, 11/24/98
5 (attempted 5), Miami, 1/19/20
45 (made 28), at South Florida, 1/13/07
5 (made 5), Miami, 1/19/20

REBOUNDS

Player had 15 rebounds
Player had 20 rebounds
Two players had double-figure rebounds
Three players had double-figure rebounds
Had 50 rebounds
Out-rebounded ND by 10 or more

Emily Engstler (15) at Syracuse, 1/5/20
Wendy Scholtens (20) at Vanderbilt, 1/8/89
Emma Guy (12) & Taylor Soule (12), Boston College, 1/9/20
Aurora Adams (16), Brenda McCunn (11) and Paula Langseth (10), Hawaii, 3/22/81 (@ Anchorage, Alaska)
55, at Syracuse, 1/5/20
12, at Boston College, 2/13/20

DOUBLE-DOUBLES

Points & assists
Points & steals
Assists & rebounds
Two players had double-doubles
Three players had double-doubles
15 points and 15 rebounds
20 points and 10 rebounds
20 points and 20 rebounds
30 points and 10 rebounds

Paris Kea (30p/10a) at North Carolina, 1/27/19
Alexis Jones (16/10) at Duke, 2/2/14
Kylie Kornegay-Lucas (10a/11r), at Virginia, 1/26/20
Emma Guy (11p/12r) & Taylor Soule (19p/12r), Boston College, 1/9/20
Mary Raese (24p/10r), Mary Westerwelle (11p/10r) and Netra McGrew (10p/10a), Idaho, 3/21/86 (@ Amarillo, Texas)
Emily Engstler (22p/15r), at Syracuse, 1/5/20
Taylor Soule (20p/10r), at Boston College, 2/13/20
Wendy Scholtens (29/20) at Vanderbilt, 1/8/89
Myisha Hines-Allen (31/12) at Louisville, 1/11/18

TRIPLE-DOUBLES

Points, rebounds, assists
Points, rebounds, steals

Liad Suez-Karni (14p/10r/10a), Villanova, 2/7/06
Diana Vines (23p/11r/12s) at DePaul, 1/24/89

ASSISTS

Player had 10 assists
Player had 15 assists
Had 25 assists
Had 30 assists
Had fewer than 10 assists
Had 5 or fewer assists

Taja Cole (11), Virginia Tech, 2/20/20
Veronica Pettry (16) at Loyola-Chicago, 2/18/89
25, Louisville, 1/30/20
30 at Loyola-Chicago, 2/18/89
9, at Duke, 1/16/20
5, vs ETSU, 11/24/17 (@ Estero, Fla.)

BLOCKED SHOTS

Player blocked 5 shots
Blocked 10 shots
Blocked 15 shots
Blocked 0 shots

Elizabeth Kitley (8), Virginia Tech, 2/20/20
10, Louisville, 1/30/20
16 at Connecticut, 1/27/07
Binghamton, 12/16/18

STEALS

Player had 5 steals
Player had 6 steals

Taja Cole, Virginia Tech, 2/20/20
see player had seven steals

Player had 7 steals
 Player had 10 steals
 Had 15 steals
 Had 20 steals

Kala Green, North Carolina A&T, 3/19/16
 Alexis Jones at Duke, 2/2/14
 16 at Duke, 2/2/14
 24, Georgetown, 1/29/00

TURNOVERS

Player committed 10 turnovers
 Committed 20 turnovers or more and won
 Committed 25 turnovers or more
 Committed 30 turnovers or more
 Committed 35 turnovers or more
 Committed 40 turnovers or more
 Committed 10 turnovers or fewer
 Committed 5 turnovers or fewer

Samantha Logic (11) at Iowa, 3/26/13
 27, at Boston College, 2/13/20
 27, at Boston College, 2/13/20
 31 vs. Valparaiso, 12/4/16
 35, Connecticut, 3/4/13
 46, Akron, 11/11/11
 9, Minnesota, 12/4/19
 5, Oregon, 3/26/18 (Spokane, Wash.)

MISCELLANEOUS

Led team in points/rebounds/assists
 Four-point play
 Hit "final minute" game-winning shot
 Played every minute
 Played more than 40 minutes
 Rallied from 10-point deficit to win
 Led ND by 10 or more at halftime
 Led ND by 15 or more at halftime
 Led ND by 25 or more points

Nicki Ekhomu (26p/8r/6a), Florida State, 2/10/19
 Tori Jankoska (2:44, 1st quarter) at Michigan State, 12/20/16
 Emma Guy (0:01 left), at Boston College, 2/13/20
 Gabrielle Cooper, Syracuse, 2/23/20
 Kiara Lewis (42:17), at Syracuse, 1/5/20
 at Boston College, 2/13/20 (ND led by 15, 43-28, 4:21 left in 3rd quarter. BC won 56-55)
 12, Virginia Tech, (36-24), 2/20/20
 21 vs Louisville (50-29), 1/30/20
 34 at Louisville (82-48) at 1:25 in 4th Q), 2/16/20

NOTRE DAME HIGHS

Notre Dame - Game Highs

POINTS	94	DePaul (12/11/2019)
	84	Loyola Maryland (11/08/2019)
	76	Miami (FL) (01/19/2020)
	76	at Michigan (11/23/2019)
	75	at Wake Forest (02/06/2020)
FIELD GOALS MADE	39	DePaul (12/11/2019)
	33	Loyola Maryland (11/08/2019)
FIELD GOAL ATTEMPTS	71	at Syracuse (01/05/2020)
	70	Tennessee (11/11/2019)
FIELD GOAL PERCENTAGE	.574 (39-68)	DePaul (12/11/2019)
	.500 (30-60)	Miami (FL) (01/19/2020)
	.500 (28-56)	at Michigan (11/23/2019)
3 PT FG MADE	9	Pittsburgh (02/09/2020)
	7	Virginia Tech (02/20/2020)
	7	Miami (FL) (01/19/2020)
	7	Tennessee (11/11/2019)
3 PT FG ATTEMPTS	25	at UConn (12/08/2019)
	25	Tennessee (11/11/2019)
3 PT FG PERCENTAGE	.700 (7-10)	Miami (FL) (01/19/2020)
	.500 (4-8)	DePaul (12/11/2019)
FREE THROWS MADE	20	at Fordham (11/05/2019)
	19	at Virginia (01/26/2020)
FREE THROW ATTEMPTS	33	at Fordham (11/05/2019)
	31	Michigan St. (11/14/2019)
FREE THROW PERCENTAGE	1.000 (10-10)	Boston College (01/09/2020)
	.909 (10-11)	Minnesota (12/04/2019)
REBOUNDS	55	at Syracuse (01/05/2020)
	50	Pittsburgh (02/09/2020)
	50	Loyola Maryland (11/08/2019)
ASSISTS	24	DePaul (12/11/2019)
	23	Miami (FL) (01/19/2020)
STEALS	17	at Michigan (11/23/2019)
	15	at Duke (01/16/2020)
BLOCKED SHOTS	8	Michigan St. (11/14/2019)
	7	at Virginia (01/26/2020)
	7	at Syracuse (01/05/2020)
	7	at Pittsburgh (01/02/2020)
	7	Loyola Maryland (11/08/2019)
TURNOVERS	27	DePaul (12/11/2019)
	26	at Duke (01/16/2020)
FOULS	26	at Michigan (11/23/2019)
	24	at Boston College (02/13/2020)

OPPONENT HIGHS

Opponent - Game Highs

POINTS	105	DePaul (12/11/2019)
	90	at Virginia (01/26/2020)
	90	NC State (01/12/2020)
	86	Louisville (01/30/2020)
	82	at Louisville (02/16/2020)
FIELD GOALS MADE	43	DePaul (12/11/2019)
	34	Louisville (01/30/2020)
	34	at Virginia (01/26/2020)
	34	NC State (01/12/2020)
FIELD GOAL ATTEMPTS	84	DePaul (12/11/2019)
	78	at Syracuse (01/05/2020)
FIELD GOAL PERCENTAGE	.567 (34-60)	DePaul (12/11/2019)
	.540 (34-63)	Louisville (01/30/2020)
3 PT FG MADE	16	DePaul (12/11/2019)
	12	Minnesota (12/04/2019)
3 PT FG ATTEMPTS	41	vs South Fla. (N) (11/30/2019)
	38	at Fordham (11/05/2019)
3 PT FG PERCENTAGE	.552 (16-29)	DePaul (12/11/2019)
	.500 (9-18)	Clemson (12/29/2019)
FREE THROWS MADE	22	at Wake Forest (02/06/2020)
	21	at Michigan (11/23/2019)
FREE THROW ATTEMPTS	36	at Michigan (11/23/2019)
	27	at Wake Forest (02/06/2020)
FREE THROW PERCENTAGE	1.000 (5-5)	Miami (FL) (01/19/2020)
	.875 (14-16)	Michigan St. (11/14/2019)
REBOUNDS	55	at Syracuse (01/05/2020)
	55	Tennessee (11/11/2019)
ASSISTS	25	Louisville (01/30/2020)
	25	at Virginia (01/26/2020)
STEALS	15	DePaul (12/11/2019)
	13	Virginia Tech (02/20/2020)
	13	at Duke (01/16/2020)
BLOCKED SHOTS	12	Tennessee (11/11/2019)
	10	Louisville (01/30/2020)
TURNOVERS	28	Tennessee (11/11/2019)
	27	at Boston College (02/13/2020)
FOULS	27	Michigan St. (11/14/2019)
	27	at Fordham (11/05/2019)

NOTRE DAME LOWS

Notre Dame - Game Lows

POINTS	47	at Duke (01/16/2020)
	49	at Louisville (02/16/2020)
	54	Louisville (01/30/2020)
	54	Toledo (11/20/2019)
	55	at Boston College (02/13/2020)
	55	Clemson (12/29/2019)
FIELD GOALS MADE	18	Louisville (01/30/2020)
	18	at Virginia (01/26/2020)
	18	at Duke (01/16/2020)
FIELD GOAL ATTEMPTS	45	at Georgia Tech (02/02/2020)
	49	vs FGCU (N) (11/28/2019)
FIELD GOAL PERCENTAGE	.281 (18-64)	at Duke (01/16/2020)
	.295 (18-61)	Louisville (01/30/2020)
3 PT FG MADE	0	at Georgia Tech (02/02/2020)
	1	at Pittsburgh (01/02/2020)
	1	Minnesota (12/04/2019)
	1	vs South Dakota St. (N) (11/29/2019)
	1	Toledo (11/20/2019)
	1	Loyola Maryland (11/08/2019)
3 PT FG ATTEMPTS	7	at Georgia Tech (02/02/2020)
	8	at Pittsburgh (01/02/2020)
	8	DePaul (12/11/2019)
	8	Minnesota (12/04/2019)
	8	Michigan St. (11/14/2019)
3 PT FG PERCENTAGE	.000 (0-7)	at Georgia Tech (02/02/2020)
	.059 (1-17)	vs South Dakota St. (N) (11/29/2019)
FREE THROWS MADE	5	at Louisville (02/16/2020)
	5	at UConn (12/08/2019)
FREE THROW ATTEMPTS	7	at Duke (01/16/2020)
	8	at Louisville (02/16/2020)
FREE THROW PERCENTAGE	.500 (11-22)	vs South Fla. (N) (11/30/2019)
	.524 (11-21)	at Syracuse (01/05/2020)
REBOUNDS	24	at Michigan (11/23/2019)
	25	vs South Dakota St. (N) (11/29/2019)
ASSISTS	7	at Louisville (02/16/2020)
	8	vs South Dakota St. (N) (11/29/2019)
	8	Toledo (11/20/2019)
STEALS	2	Minnesota (12/04/2019)
	3	Pittsburgh (02/09/2020)
	3	Boston College (01/09/2020)
	3	vs FGCU (N) (11/28/2019)
BLOCKED SHOTS	1	at Wake Forest (02/06/2020)
	1	Tennessee (11/11/2019)
TURNOVERS	10	vs South Dakota St. (N) (11/29/2019)
	11	at Wake Forest (02/06/2020)
FOULS	9	at Fordham (11/05/2019)

OPPONENT LOWS

Opponent - Game Lows

POINTS	50	at Duke (01/16/2020)
	51	at Georgia Tech (02/02/2020)
	51	vs South Fla. (N) (11/30/2019)
	51	Toledo (11/20/2019)
	52	Pittsburgh (02/09/2020)
	52	at Pittsburgh (01/02/2020)
FIELD GOALS MADE	16	at Pittsburgh (01/02/2020)
	18	Pittsburgh (02/09/2020)
FIELD GOAL ATTEMPTS	53	at Wake Forest (02/06/2020)
	53	Tennessee (11/11/2019)
FIELD GOAL PERCENTAGE	.254 (16-63)	at Pittsburgh (01/02/2020)
	.257 (18-70)	Pittsburgh (02/09/2020)
3 PT FG MADE	2	at Boston College (02/13/2020)
	2	at Georgia Tech (02/02/2020)
3 PT FG ATTEMPTS	14	at Wake Forest (02/06/2020)
	16	at Georgia Tech (02/02/2020)
	16	at Virginia (01/26/2020)
3 PT FG PERCENTAGE	.091 (2-22)	at Boston College (02/13/2020)
	.107 (3-28)	Pittsburgh (02/09/2020)
FREE THROWS MADE	1	at Fordham (11/05/2019)
	3	DePaul (12/11/2019)
	3	vs South Fla. (N) (11/30/2019)
FREE THROW ATTEMPTS	2	at Fordham (11/05/2019)
	5	Miami (FL) (01/19/2020)
	5	vs South Fla. (N) (11/30/2019)
	5	Toledo (11/20/2019)
FREE THROW PERCENTAGE	.353 (6-17)	at Duke (01/16/2020)
	.400 (6-15)	vs FGCU (N) (11/28/2019)
REBOUNDS	33	Miami (FL) (01/19/2020)
	34	vs FGCU (N) (11/28/2019)
ASSISTS	9	at Duke (01/16/2020)
	10	at Boston College (02/13/2020)
	10	Miami (FL) (01/19/2020)
STEALS	3	at Wake Forest (02/06/2020)
	3	vs South Fla. (N) (11/30/2019)
BLOCKED SHOTS	1	Pittsburgh (02/09/2020)
	2	at Duke (01/16/2020)
	2	NC State (01/12/2020)
	2	DePaul (12/11/2019)
	2	Loyola Maryland (11/08/2019)
TURNOVERS	9	Minnesota (12/04/2019)
	10	vs FGCU (N) (11/28/2019)
FOULS	9	at UConn (12/08/2019)
	11	at Louisville (02/16/2020)
	11	at Duke (01/16/2020)

NOTRE DAME INDIVIDUAL HIGHS

Notre Dame - Individual Game Highs

POINTS	31	Sam Brunelle vs DePaul (12/11/2019)
	27	Destinee Walker at Michigan (11/23/2019)
	25	Sam Brunelle vs Miami (FL) (01/19/2020)
	25	Katlyn Gilbert vs NC State (01/12/2020)
	25	Destinee Walker at Syracuse (01/05/2020)
FIELD GOALS MADE	13	Sam Brunelle vs DePaul (12/11/2019)
	12	Katlyn Gilbert vs NC State (01/12/2020)
FIELD GOAL ATTEMPTS	26	Katlyn Gilbert vs NC State (01/12/2020)
	22	Destinee Walker vs Virginia Tech (02/20/2020)
FIELD GOAL PERCENTAGE (min 5 made)	.875 (7-8)	Mikayla Vaughn vs Miami (FL) (01/19/2020)
	.875 (7-8)	Mikayla Vaughn at Syracuse (01/05/2020)
3 PT FG MADE	6	Sam Brunelle vs Virginia Tech (02/20/2020)
	5	Destinee Walker at Michigan (11/23/2019)
3 PT FG ATTEMPTS	12	Sam Brunelle at Virginia (01/26/2020)
	11	Sam Brunelle vs Syracuse (02/23/2020)
	11	Sam Brunelle at Duke (01/16/2020)
	11	Sam Brunelle vs Tennessee (11/11/2019)
3 PT FG PERCENTAGE (min 2 made)	.800 (4-5)	Destinee Walker vs Miami (FL) (01/19/2020)
	.667 (2-3)	Destinee Walker vs DePaul (12/11/2019)
FREE THROWS MADE	8	Katlyn Gilbert vs Louisville (01/30/2020)
	7	Mikayla Vaughn vs Syracuse (02/23/2020)
	7	Destinee Walker at Wake Forest (02/06/2020)
	7	Destinee Walker at Georgia Tech (02/02/2020)
FREE THROW ATTEMPTS	10	Mikayla Vaughn vs Syracuse (02/23/2020)
	10	Destinee Walker at Virginia (01/26/2020)
	10	Sam Brunelle vs Toledo (11/20/2019)
FREE THROW PERCENTAGE (min 3 made)	1.000 (8-8)	Katlyn Gilbert vs Louisville (01/30/2020)
	1.000 (6-6)	Destinee Walker vs Boston College (01/09/2020)
	1.000 (4-4)	Destinee Walker at Boston College (02/13/2020)
	1.000 (4-4)	Sam Brunelle vs Pittsburgh (02/09/2020)
	1.000 (4-4)	Katlyn Gilbert at Virginia (01/26/2020)
	1.000 (4-4)	Destinee Walker vs Minnesota (12/04/2019)
	1.000 (4-4)	Sam Brunelle vs South Dakota St. (N) (11/29/2019)
	1.000 (4-4)	Sam Brunelle at Fordham (11/05/2019)
	1.000 (3-3)	Sam Brunelle at Georgia Tech (02/02/2020)
	1.000 (3-3)	Marta Sniezek at UConn (12/08/2019)
	1.000 (3-3)	Marta Sniezek vs Tennessee (11/11/2019)
REBOUNDS	15	Anaya Peoples vs DePaul (12/11/2019)
	14	Anaya Peoples vs Minnesota (12/04/2019)
ASSISTS	12	Marta Sniezek vs DePaul (12/11/2019)
	10	Marta Sniezek at Syracuse (01/05/2020)
STEALS	6	Katlyn Gilbert at Duke (01/16/2020)
	6	Marta Sniezek at Syracuse (01/05/2020)
BLOCKED SHOTS	4	Sam Brunelle at Pittsburgh (01/02/2020)
	3	Mikayla Vaughn vs Syracuse (02/23/2020)
	3	Sam Brunelle at Virginia (01/26/2020)
	3	Mikayla Vaughn vs Boston College (01/09/2020)
	3	Mikayla Vaughn at Syracuse (01/05/2020)
	3	Sam Brunelle vs Toledo (11/20/2019)
	3	Sam Brunelle vs Michigan St. (11/14/2019)
TURNOVERS	8	Sam Brunelle at Duke (01/16/2020)
	8	Katlyn Gilbert vs Michigan St. (11/14/2019)

OPPONENT INDIVIDUAL HIGHS

Opponent - Individual Game Highs

POINTS	33	Rennia Davis vs Tennessee (11/11/2019)
	29	Sonya Morris vs DePaul (12/11/2019)
	28	Klara Lewis at Syracuse (01/05/2020)
	28	Nia Clouden vs Michigan St. (11/14/2019)
	26	Megan Walker at UConn (12/08/2019)
FIELD GOALS MADE	12	Sonya Morris vs DePaul (12/11/2019)
	12	Rennia Davis vs Tennessee (11/11/2019)
FIELD GOAL ATTEMPTS	25	Sonya Morris vs DePaul (12/11/2019)
	22	Bre Cavanaugh at Fordham (11/05/2019)
FIELD GOAL PERCENTAGE (min 5 made)	.875 (7-8)	Amber Brown vs Pittsburgh (02/09/2020)
	.857 (6-7)	Kayla Jones vs NC State (01/12/2020)
	.857 (6-7)	Palton Burckhard vs South Dakota St. (N) (11/29/2019)
3 PT FG MADE	8	Kendall Spray vs Clemson (12/29/2019)
	6	Gadiva Hubbard vs Minnesota (12/04/2019)
3 PT FG ATTEMPTS	14	Kendall Spray vs Clemson (12/29/2019)
	13	Gadiva Hubbard vs Minnesota (12/04/2019)
	13	Maria Alvarez vs South Fla. (N) (11/30/2019)
3 PT FG PERCENTAGE (min 2 made)	1.000 (4-4)	Dee Bekeja vs DePaul (12/11/2019)
	1.000 (2-2)	Elissa Cunane vs NC State (01/12/2020)
	1.000 (2-2)	Jasmine Brunson vs Minnesota (12/04/2019)
FREE THROWS MADE	13	Klara Lewis at Syracuse (01/05/2020)
	8	Taylor Soule vs Boston College (02/06/2020)
	8	Alex Sharp at Wake Forest (02/06/2020)
	8	Amber Brown at Pittsburgh (01/02/2020)
FREE THROW ATTEMPTS	18	Klara Lewis at Syracuse (01/05/2020)
	14	Amber Brown at Pittsburgh (01/02/2020)
FREE THROW PERCENTAGE (min 3 made)	1.000 (8-8)	Alex Sharp at Wake Forest (02/06/2020)
	1.000 (6-6)	Nia Clouden vs Michigan St. (11/14/2019)
	1.000 (5-5)	Dana Evans vs Louisville (01/30/2020)
	1.000 (4-4)	Gabbie Green vs Pittsburgh (02/09/2020)
	1.000 (4-4)	Jasmine Jones vs Louisville (01/30/2020)
	1.000 (4-4)	Carole Miller at Virginia (01/26/2020)
	1.000 (4-4)	Jocelyn Willoughby at Virginia (01/26/2020)
	1.000 (4-4)	Emy Hayford at Pittsburgh (01/02/2020)
	1.000 (3-3)	Alisha Sheppard vs Virginia Tech (02/20/2020)
REBOUNDS	16	Taye Bello vs Minnesota (12/04/2019)
	16	Naz Hillmon at Michigan (11/23/2019)
ASSISTS	12	Destiny Thomas vs Clemson (12/29/2019)
	11	Taja Cole vs Virginia Tech (02/20/2020)
STEALS	5	Taja Cole vs Virginia Tech (02/20/2020)
	5	Taylor Soule at Boston College (02/13/2020)
	5	Teisha Hyman at Syracuse (01/05/2020)
	5	Amy Dilk at Michigan (11/23/2019)
	5	Kaitlyn Downey at Fordham (11/05/2019)
BLOCKED SHOTS	8	Elizabeth Kitley vs Virginia Tech (02/20/2020)
	6	Kyree Shook vs Louisville (01/30/2020)
TURNOVERS	8	Jordan Horston vs Tennessee (11/11/2019)
	7	Klara Lewis vs Syracuse (02/23/2020)
	7	Marnelle Garraud at Boston College (02/13/2020)
	7	Amy Dilk at Michigan (11/23/2019)
FOULS	5	Francesca Pan at Georgia Tech (02/02/2020)
	5	Rylie Cascio Jensen vs South Dakota St. (N) (11/29/2019)
	5	Kaitlyn Downey at Fordham (11/05/2019)

GAME BY GAME COMPARISON


 Team Game-by-Game
 All games

 Page 1/1
 as of Feb 23, 2020

Opponent	Date	Score	W	Total		3-Pointers		Free throws		Rebounds				PF	A	TO	BLK	STL	PTS	AVG
				FG-FGA	PCT	3FG-FGA	PCT	FT-FTA	PCT	OFF	DEF	TOT	AVG							
at Fordham	11/05/2019	60-55	W	19-52	.365	2-10	.200	20-33	.606	12	30	42	42.0	9	14	21	2	10	60	60.0
Loyola Maryland	11/08/2019	84-60	W	33-68	.485	1-12	.083	17-24	.708	14	36	50	46.0	15	19	19	7	8	84	72.0
Tennessee	11/11/2019	63-74	L	22-70	.314	7-25	.280	12-17	.706	11	17	28	40.0	22	11	12	1	13	63	69.0
Michigan St.	11/14/2019	69-72	L	24-50	.480	3-8	.375	18-31	.581	13	17	30	37.5	18	13	18	8	7	69	69.0
Toledo	11/20/2019	54-51	W	20-58	.345	1-10	.100	13-21	.619	11	29	40	38.0	13	8	14	4	11	54	66.0
at Michigan	11/23/2019	76-72	W	28-56	.500	6-19	.316	14-20	.700	5	19	24	35.7	26	14	17	4	17	76	67.7
vs FGCU	11/28/2019	60-69	L	23-49	.469	3-12	.250	11-17	.647	7	34	41	36.4	17	11	25	2	3	60	66.6
vs South Dakota St.	11/29/2019	59-65	L	21-57	.368	1-17	.059	16-24	.667	5	20	25	35.0	18	8	10	2	9	59	65.6
vs South Fla.	11/30/2019	67-51	W	25-52	.481	6-15	.400	11-22	.500	8	30	38	35.3	13	13	15	3	5	67	65.8
Minnesota	12/04/2019	67-75	L	28-60	.467	1-8	.125	10-11	.909	8	31	39	35.7	13	18	15	5	2	67	65.9
at UConn	12/08/2019	57-81	L	24-65	.369	4-25	.160	5-9	.556	10	22	32	35.4	13	12	16	2	8	57	65.1
DePaul	12/11/2019	94-105	L	39-68	.574	4-8	.500	12-21	.571	15	27	42	35.9	14	24	27	4	10	94	67.5
Clemson	12/29/2019	55-71	L	20-64	.313	2-17	.118	13-18	.722	16	25	41	36.3	15	13	20	2	12	55	66.5
at Pittsburgh	01/02/2020	60-52	W	23-69	.333	1-8	.125	13-18	.722	17	29	46	37.0	20	18	16	7	11	60	66.1
at Syracuse	01/05/2020	63-74	Lot	23-71	.324	6-19	.316	11-21	.524	16	39	55	38.2	19	17	22	7	12	63	65.9
Boston College	01/09/2020	65-75	L	25-64	.391	5-17	.294	10-10	1.000	14	20	34	37.9	17	17	17	5	3	65	65.8
NC State	01/12/2020	56-90	L	23-68	.338	3-22	.136	7-12	.583	15	16	31	37.5	16	9	17	3	12	56	65.2
at Duke	01/16/2020	47-50	L	18-64	.281	5-22	.227	6-7	.857	18	26	44	37.9	16	14	26	5	15	47	64.2
Miami (FL)	01/19/2020	76-53	W	30-60	.500	7-10	.700	9-11	.818	11	31	42	38.1	10	23	16	2	7	76	64.8
at Virginia	01/26/2020	60-90	L	18-56	.321	5-21	.238	19-28	.679	12	23	35	38.0	20	14	22	7	8	60	64.6
Louisville	01/30/2020	54-86	L	18-61	.295	4-17	.235	14-17	.824	12	20	32	37.7	11	11	16	3	5	54	64.1
at Georgia Tech	02/02/2020	59-51	W	21-45	.467	0-7	.000	17-23	.739	4	27	31	37.4	16	13	16	3	8	59	63.9
at Wake Forest	02/06/2020	75-71	W	29-62	.468	4-12	.333	13-18	.722	11	19	30	37.0	20	16	11	1	8	75	64.3
Pittsburgh	02/09/2020	74-52	W	26-62	.419	9-23	.391	13-17	.765	10	40	50	37.6	20	20	18	2	3	74	64.8
at Boston College	02/13/2020	55-56	L	21-64	.328	4-9	.444	9-11	.818	15	25	40	37.7	24	12	22	3	11	55	64.4
at Louisville	02/16/2020	49-82	L	21-57	.368	2-13	.154	5-8	.625	10	19	29	37.3	10	7	23	2	7	49	63.8
Virginia Tech	02/20/2020	62-68	L	23-66	.348	7-19	.368	9-12	.750	13	24	37	37.3	16	15	17	2	12	62	63.7
Syracuse	02/23/2020	72-70	W	27-58	.466	4-15	.267	14-18	.778	12	28	40	37.4	14	20	18	3	8	72	64.0
Total		1792		672-1696	.396	107-420	.255	341-499	.683	325	723	1048	37.4	455	404	506	101	245	1792	64.0


 Opponents Game-by-Game
 All games

 Page 1/1
 as of Feb 23, 2020

Opponent	Date	Score	W	Total		3-Pointers		Free throws		Rebounds				PF	A	TO	BLK	STL	PTS	AVG
				FG-FGA	PCT	3FG-FGA	PCT	FT-FTA	PCT	OFF	DEF	TOT	AVG							
at Fordham	11/05/2019	60-55	W	23-72	.319	8-38	.211	1-2	.500	16	25	41	41.0	27	14	16	3	10	55	55.0
Loyola Maryland	11/08/2019	84-60	W	24-76	.316	6-24	.250	6-12	.500	17	24	41	41.0	23	15	19	2	12	60	57.5
Tennessee	11/11/2019	63-74	L	25-53	.472	8-19	.421	16-25	.640	15	40	55	45.7	15	18	28	12	5	74	63.0
Michigan St.	11/14/2019	69-72	L	25-62	.403	8-23	.348	14-16	.875	20	19	39	44.0	27	13	20	4	12	72	65.3
Toledo	11/20/2019	54-51	W	21-61	.344	5-25	.200	4-5	.800	12	30	42	43.6	16	11	21	3	7	51	62.4
at Michigan	11/23/2019	76-72	W	22-65	.338	7-21	.333	21-36	.583	27	26	53	45.2	16	12	24	4	8	72	64.0
vs FGCU	11/28/2019	60-69	L	27-71	.380	9-31	.290	6-15	.400	14	20	34	43.6	19	13	10	3	12	69	64.7
vs South Dakota St.	11/29/2019	59-65	L	25-60	.417	4-25	.160	11-18	.611	18	35	53	44.8	21	16	22	6	8	65	64.8
vs South Fla.	11/30/2019	67-51	W	20-72	.278	8-41	.195	3-5	.600	23	23	46	44.9	20	14	18	5	3	51	63.2
Minnesota	12/04/2019	67-75	L	28-72	.389	12-32	.375	7-10	.700	15	23	38	44.2	17	20	9	6	9	75	64.4
at UConn	12/08/2019	57-81	L	30-66	.455	8-23	.348	13-19	.684	16	32	48	44.5	9	18	15	6	5	81	65.9
DePaul	12/11/2019	94-105	L	43-84	.512	16-29	.552	3-6	.500	16	20	36	43.8	21	24	19	2	15	105	69.2
Clemson	12/29/2019	55-71	L	28-69	.406	9-18	.500	6-10	.600	18	29	47	44.1	15	18	21	6	12	71	69.3
at Pittsburgh	01/02/2020	60-52	W	16-63	.254	3-17	.176	17-25	.680	21	32	53	44.7	18	11	21	8	9	52	68.1
at Syracuse	01/05/2020	63-74	Lot	25-78	.321	7-36	.194	17-25	.680	18	37	55	45.4	17	12	17	8	11	74	68.5
Boston College	01/09/2020	65-75	L	29-68	.426	7-17	.412	10-15	.667	20	25	45	45.4	17	17	16	4	9	75	68.9
NC State	01/12/2020	56-90	L	34-60	.567	9-26	.346	13-17	.765	12	32	44	45.3	14	18	19	2	8	90	70.1
at Duke	01/16/2020	47-50	L	20-55	.364	4-17	.235	6-17	.353	13	27	40	45.0	11	9	25	2	13	50	69.0
Miami (FL)	01/19/2020	76-53	W	22-66	.333	4-23	.174	5-5	1.000	13	20	33	44.4	16	10	16	4	8	53	68.2
at Virginia	01/26/2020	60-90	L	34-72	.472	6-16	.375	16-21	.762	16	31	47	44.5	23	25	17	6	10	90	69.3
Louisville	01/30/2020	54-86	L	34-63	.540	7-19	.368	11-16	.688	12	33	45	44.5	17	25	16	10	10	86	70.0
at Georgia Tech	02/02/2020	59-51	W	19-63	.302	2-16	.125	11-20	.550	19	20	39	44.3	20	12	16	6	5	51	69.2
at Wake Forest	02/06/2020	75-71	W	22-53	.415	5-14	.357	22-27	.815	13	24	37	44.0	16	14	17	4	3	71	69.3
Pittsburgh	02/09/2020	74-52	W	18-70	.257	3-28	.107	13-18	.722	15	28	43	43.9	18	11	13	1	8	52	68.5
at Boston College	02/13/2020	55-56	L	20-64	.313	2-22	.091	14-20	.700	23	29	52	44.2	16	10	27	4	11	56	68.0
at Louisville	02/16/2020	49-82	L	33-63	.524	8-21	.381	8-12	.667	9	28	37	44.0	11	24	14	6	7	82	68.6
Virginia Tech	02/20/2020	62-68	L	26-62	.419	4-20	.200	12-16	.750	13	30	43	43.9	12	20	18	9	13	68	68.6
Syracuse	02/23/2020	72-70	W	27-68	.397	8-35	.229	8-13	.615	16	21	37	43.7	15	12	16	9	12	70	68.6
Total		1921		720-1851	.389	187-676	.277	294-446	.659	460	763	1223	43.7	487	436	510	145	255	1921	68.6

1

#16/14 NOTRE DAME, 60
FORDHAM, 55

Nov. 5, 2019
Rose Hill Gymnasium (Bronx, N.Y.)



Official Basketball Box Score - Final
Notre Dame at Fordham
11/05/19 Rose Hill Gym, Bronx
2019-20 Women's Basketball
Game Time: 12:00 AM
Game Duration: 1:52
Attendance: 3,200
Officials: Ed Sidisky, Kevin Dillard, Kristi Mosley

Notre Dame - 60		Record: 1-0										Shooting By Period										
NO. Name	Min	FG	3P	FT	Rebounds	Fouls	TP	AS	TO	ST	Blocks	+/	1st	2nd	3rd	4th	GM	FT%				
		M/A	M/A	M/A	OR DR TOT	PF					BS BA		FG%	FG%	FG%	FG%	FG%	FT%				
33 Sam Brunelle	F 32:52	4/12	2/6	4/4	2	3	5	14	3	5	2	0	0	7	1st	5-11	45.5%	3PT%	1-3	33.3%		
30 Mikayla Vaughn	C 20:18	3/6	0/0	2/3	2	7	9	0	2	8	4	3	1	0	7	FT%	5-6	83.3%				
13 Marta Sniezek	G 38:15	0/3	0/0	1/2	0	4	4	0	3	1	6	5	3	0	1	5	2nd	8-18	44.4%	3PT%	1-3	33.3%
24 Anya Peoples	G 24:04	3/9	0/1	5/9	3	4	7	3	6	11	1	1	1	0	1	7	3rd	3-3	100%	FT%	5-9	55.6%
24 Destinee Walker	G 38:01	3/9	0/2	4/6	3	7	10	2	4	10	0	1	0	0	4	4th	3-10	30.0%	3PT%	0-1	0.0%	
10 Kaitlyn Gilbert	G 29:58	5/9	0/0	4/9	2	3	5	1	6	14	0	3	2	1	0	10	GM	19-52	36.5%	FT%	7-15	46.7%
22 Danielle Cosgrove	11:40	1/4	0/1	0/0	0	2	2	0	1	2	0	3	0	1	0	2	FT%	1-2	50.0%			
2 Kaitlin Cole	04:52	0/0	0/0	0/0	0	0	0	0	0	0	0	0	0	0	0	1	GM	19-52	36.5%	FT%	7-15	46.7%
Team					0	0	0	0	0	0	0	0	0	0	0	0	FT%	2-10	20.0%			
Totals		19-52	2-10	20-33	12	30	42	9	27	60	14	21	10	2	3	5	GM	19-52	36.5%	FT%	7-15	46.7%

Fordham - 55		Record: 0-1										Shooting By Period										
NO. Name	Min	FG	3P	FT	Rebounds	Fouls	TP	AS	TO	ST	Blocks	+/	1st	2nd	3rd	4th	GM	FT%				
		M/A	M/A	M/A	OR DR TOT	PF					BS BA		FG%	FG%	FG%	FG%	FG%	FT%				
24 Kaitlyn Downey	F 33:31	3-11	1-8	0-0	6	5	11	5	1	7	0	3	5	2	1	2	1st	6-13	46.2%	3PT%	1-5	20.0%
14 Villi Tavali	C 13:07	1-1	0/0	0/0	0	0	0	4	1	2	0	1	1	0	0	1	2nd	1-5	20%	FT%	1-2	50%
2 Anna DeWolfe	G 36:35	5-16	0/6	0/0	2	7	9	4	0	10	9	4	1	0	0	5	3rd	4-23	17.4%	3PT%	2-13	15.4%
10 Bre Cavanaugh	G 40:00	6-22	2-12	0/0	5	3	8	3	4	14	2	1	1	0	0	5	4th	3-13	23.1%	FT%	0-0	0%
20 Kendall Hereimala	G 26:36	5/10	4/7	0/0	0	9	9	4	0	14	0	6	0	1	0	5	GM	5-21	23.8%	3PT%	1-10	10.0%
13 Sarah Karpell	24:29	1-5	1-3	1-2	0	1	1	4	2	3	1	2	0	0	0	2	FT%	0-0	0%			
43 Megan Jonassen	16:57	2-5	0-0	0/0	3	0	3	3	0	4	0	0	0	0	1	7	FT%	0-0	0%			
0 Zara Jillingis	03:57	0/0	0/0	0/0	0	0	0	0	0	0	0	0	0	0	0	1	GM	5-21	23.8%	3PT%	1-10	10.0%
3 Katie McLoughlin	04:48	0/2	0/2	0/0	0	0	0	0	1	0	0	0	0	0	0	3	FT%	0-0	0%			
Team					0	0	0	0	0	0	0	0	0	0	0	0	GM	5-21	23.8%	3PT%	1-10	10.0%
Totals		23-72	8-38	1-2	16	25	41	27	9	55	14	16	10	3	2	5	GM	23-72	31.9%	FT%	8-38	21.1%

Biggest lead	NOT	FOR	Points from Turnovers	NOT	FOR	Period by Period Scoring
	15 (2nd 3:50)	2 (1st 9:29)	14	13	32	1st 2nd 3rd 4th TOT
Best Scoring Run	17 (2nd 3:50)	8 (4th 8:34)	Paint	32	22	NOT 16 20 11 13 60
Lead Changes	5	2	Second Chance	14	9	FOR 14 10 11 20 55
Times Tied	5	3	Fast Breaks	9	3	
Time with Lead	32:14	03:33	Bench	16	8	

2

LOYOLA MARYLAND, 60
#16/14 NOTRE DAME, 84

Nov. 8, 2019
Purcell Pavilion (Notre Dame, Ind.)



Official Basketball Box Score - Final
Loyola Maryland at Notre Dame
11/08/19 Purcell Pavilion at the Joyce Center, Notre Dame
2019-20 Women's Basketball
Game Time: 6:30 PM
Game Duration: 1:52
Attendance: 7,613
Officials: Billy Smith, Mark Berger, Linda Mies

Loyola Maryland - 60		Record: 0-1										Shooting By Period										
NO. Name	Min	FG	3P	FT	Rebounds	Fouls	TP	AS	TO	ST	Blocks	+/	1st	2nd	3rd	4th	GM	FT%				
		M/A	M/A	M/A	OR DR TOT	PF					BS BA		FG%	FG%	FG%	FG%	FG%	FT%				
23 Delaney Connolly	F 17:32	2-9	1-4	0-0	0	1	1	1	0	5	1	1	0	0	0	0	1st	3-19	15.8%	3PT%	1-8	12.5%
2 Laryn Edwards	G 30:45	1-9	0-1	1-4	2	4	6	3	2	3	3	3	1	0	1	0	2nd	6-17	35.3%	FT%	0-2	0%
10 Stephanie Karz	G 24:26	2-7	0-1	0-0	3	5	8	3	2	4	3	6	3	0	1	1	3rd	5-25	20.0%	3PT%	2-5	40.0%
20 Alexis Gray	G 27:58	4-9	2-4	0-2	0	1	1	1	3	10	3	1	2	0	0	2	4th	1-2	50%	FT%	5-6	83.3%
32 Hannah Niles	G 13:27	1-4	1-3	0-0	1	2	3	4	1	3	2	1	0	0	0	1	GM	19-52	36.5%	FT%	7-15	46.7%
22 Bri Rozzi	F 19:53	2-9	0-3	0-0	1	3	4	1	1	4	1	3	2	1	1	1	FT%	2-6	33.3%			
11 Emma Glazen	07:13	0-2	0-0	0-0	0	0	0	0	2	1	0	1	0	0	0	1	FT%	0-5	0.0%			
34 Emily McAteer	12:26	0-3	0-3	2-2	1	2	1	2	1	2	0	0	1	1	0	0	GM	19-52	36.5%	FT%	7-15	46.7%
5 Mackenzie Wagner	16:58	3-8	2-5	1-2	0	2	2	3	3	9	0	2	2	0	1	2	FT%	2-4	50%			
15 Ashley Hunter	12:25	7-10	0-0	2-2	4	0	2	4	1	16	0	0	0	0	1	3	GM	19-52	36.5%	FT%	7-15	46.7%
35 Ava Therien	16:57	2-6	0-0	0-0	1	2	3	2	0	4	2	1	1	0	0	4	FT%	6-24	25.0%			
Team					4	3	7	0	0	0	0	0	0	0	0	0	GM	19-52	36.5%	FT%	7-15	46.7%
Totals		24-76	6-24	6-12	17	24	41	23	15	60	15	19	12	2	7	24	GM	24-76	31.6%	FT%	6-12	50.0%

Notre Dame - 84		Record: 2-0										Shooting By Period										
NO. Name	Min	FG	3P	FT	Rebounds	Fouls	TP	AS	TO	ST	Blocks	+/	1st	2nd	3rd	4th	GM	FT%				
		M/A	M/A	M/A	OR DR TOT	PF					BS BA		FG%	FG%	FG%	FG%	FG%	FT%				
33 Sam Brunelle	F 33:34	6-15	0-5	0-0	3	6	9	1	2	12	3	4	0	2	0	16	1st	8-20	40.0%	3PT%	0-3	0.0%
10 Kaitlyn Gilbert	G 32:49	9-15	0-1	6-7	3	3	6	2	6	24	2	4	1	1	1	25	2nd	3-3	100%	FT%	3-3	100%
13 Marta Sniezek	G 32:28	0-0	0-0	2-2	0	7	7	3	2	6	5	2	0	0	0	24	3rd	8-17	47.1%	3PT%	1-4	25.0%
21 Anya Peoples	G 32:15	9-14	0-0	1-5	2	5	7	2	4	19	3	1	2	2	0	19	4th	3-14	21.4%	FT%	4-8	50%
24 Destinee Walker	G 37:13	6-14	1-4	6-8	2	4	6	2	6	19	4	1	2	1	1	28	GM	9-15	60.0%	3PT%	0-2	0.0%
22 Danielle Cosgrove	19:59	2-8	0-1	2-2	3	5	8	3	2	6	1	1	1	0	1	4	FT%	2-4	50%			
2 Kaitlin Cole	08:25	1-1	0-0	0-0	0	1	1	1	1	2	0	0	0	0	0	1	FT%	0-2	0.0%			
20 Nicole Benz	01:50	0-0	0-0	0-0	0	0	0	0	0	0	0	0	0	0	0	1	GM	9-15	60.0%	3PT%	0-3	0.0%
3 Margaret Murdock	01:29	0-1	0-1	0-0	0	0	0	0	0	0	0	0	0	0	0	2	FT%	0-0	0%			
5 Catherine Murdock	01:29	0-0	0-0	0-0	0	0	0	0	0	0	0	0	0	0	0	2	GM	9-15	60.0%	3PT%	0-3	0.0%
40 Kathleen Keyes	01:29	0-0	0-0	0-0	0	0	0	0	0	0	0	0	0	0	0	2	FT%	0-0	0%			
Team					1	5	6	0	0	0	0	0	0	0	0	0	GM	9-15	60.0%	3PT%	0-3	0.0%
Totals		33-68	1-12	17-24	14	36	50	15	23	84	19	19	8	7	2	24	GM	33-68	48.5%	FT%	17-24	70.8%

Biggest lead	LOY	ND	Points from Turnovers	LOY	ND	Period by Period Scoring
	0 (1st 10:00)	28 (4th 1:20)	18	24	30	LOY 7 15 21 17 60
Best Scoring Run	7 (3rd 2:42)	12 (2nd 1:11)	Paint	30	42	ND 19 21 20 24 84
Lead Changes	0	9	Second Chance	9	11	
Times Tied	0	8	Fast Breaks	8	15	
Time with Lead	00:00	38:42	Bench	35	8	

3

TENNESSEE, 74
#15/14 NOTRE DAME, 63

Nov. 11, 2019
Purcell Pavilion (Notre Dame, Ind.)



Official Basketball Box Score - Final
Tennessee at Notre Dame
11/11/19 Purcell Pavilion at

9

#21/20 SOUTH FLORIDA, 51 (RV/RV) NOTRE DAME, 67

Nov. 30, 2019 Hard Rock Hotel Riviera Maya (Cancun, Mexico)



Official Basketball Box Score - Final South Fla. at Notre Dame

Game Time: 4:00 PM Game Duration: 1:41 Attendance: 174

Officials:

Box score table for South Fla. vs Notre Dame. Columns include NO., Name, Min, FG, 3P, FT, Rebounds, Fouls, TP, AS, TO, ST, Blocks, +/-.

Shooting By Period table for South Fla. vs Notre Dame. Columns include 1st FG%, 3PT%, 2nd FG%, 3PT%, 3rd FG%, 3PT%, 4th FG%, 3PT%, GM FG%, 3PT%, FT%.

Box score table for Notre Dame vs 67. Columns include NO., Name, Min, FG, 3P, FT, Rebounds, Fouls, TP, AS, TO, ST, Blocks, +/-.

Shooting By Period table for Notre Dame vs 67. Columns include 1st FG%, 3PT%, 2nd FG%, 3PT%, 3rd FG%, 3PT%, 4th FG%, 3PT%, GM FG%, 3PT%, FT%.

Summary statistics table for South Fla. vs Notre Dame. Columns include USF, UND, Biggest lead, Best Scoring Run, Lead Changes, Times Tied, Time with Lead.

10

(RV/RV) MINNESOTA, 75 (RV/RV) NOTRE DAME, 67

Dec. 4, 2019 Purcell Pavilion (Notre Dame, Ind.)



Official Basketball Box Score - Final Minnesota at Notre Dame

Game Time: 1:00 AM Game Duration: 1:40 Attendance: 7,093

Officials: Maj Forsberg, Eric Brewton, Rod Crech

Box score table for Minnesota vs Notre Dame. Columns include NO., Name, Min, FG, 3P, FT, Rebounds, Fouls, TP, AS, TO, ST, Blocks, +/-.

Shooting By Period table for Minnesota vs Notre Dame. Columns include 1st FG%, 3PT%, 2nd FG%, 3PT%, 3rd FG%, 3PT%, 4th FG%, 3PT%, GM FG%, 3PT%, FT%.

Box score table for Notre Dame vs 67. Columns include NO., Name, Min, FG, 3P, FT, Rebounds, Fouls, TP, AS, TO, ST, Blocks, +/-.

Shooting By Period table for Notre Dame vs 67. Columns include 1st FG%, 3PT%, 2nd FG%, 3PT%, 3rd FG%, 3PT%, 4th FG%, 3PT%, GM FG%, 3PT%, FT%.

Summary statistics table for Minnesota vs Notre Dame. Columns include MINN, ND, Biggest lead, Best Scoring Run, Lead Changes, Times Tied, Time with Lead.

11

(RV/RV) NOTRE DAME, 57 #4/4 UCONN, 81

Dec. 8, 2019 Gampel Pavilion (Storrs, Conn.)



Official Basketball Box Score - Final Notre Dame at UConn

Game Time: 8:00 PM Game Duration: 1:40 Attendance: 10,167

Officials: Joseph Vaszly, Karen Presto, Pulanji Spruck

Box score table for Notre Dame vs UConn. Columns include NO., Name, Min, FG, 3P, FT, Rebounds, Fouls, TP, AS, TO, ST, Blocks, +/-.

Shooting By Period table for Notre Dame vs UConn. Columns include 1st FG%, 3PT%, 2nd FG%, 3PT%, 3rd FG%, 3PT%, 4th FG%, 3PT%, GM FG%, 3PT%, FT%.

Box score table for UConn vs 81. Columns include NO., Name, Min, FG, 3P, FT, Rebounds, Fouls, TP, AS, TO, ST, Blocks, +/-.

Shooting By Period table for UConn vs 81. Columns include 1st FG%, 3PT%, 2nd FG%, 3PT%, 3rd FG%, 3PT%, 4th FG%, 3PT%, GM FG%, 3PT%, FT%.

Summary statistics table for Notre Dame vs UConn. Columns include ND, UConn, Biggest lead, Best Scoring Run, Lead Changes, Times Tied, Time with Lead.

12

#16/16 DEPAUL, 105 NOTRE DAME, 94

Dec. 11, 2019 Purcell Pavilion (Notre Dame, Ind.)



Official Basketball Box Score - Final DePaul at Notre Dame

Game Time: 11:30 PM Game Duration: 1:53 Attendance: 7,148

Officials: Dee Kantner, Denise Brooks, Thomas Danaher

Box score table for DePaul vs Notre Dame. Columns include NO., Name, Min, FG, 3P, FT, Rebounds, Fouls, TP, AS, TO, ST, Blocks, +/-.

Shooting By Period table for DePaul vs Notre Dame. Columns include 1st FG%, 3PT%, 2nd FG%, 3PT%, 3rd FG%, 3PT%, 4th FG%, 3PT%, GM FG%, 3PT%, FT%.

Box score table for Notre Dame vs 94. Columns include NO., Name, Min, FG, 3P, FT, Rebounds, Fouls, TP, AS, TO, ST, Blocks, +/-.

Shooting By Period table for Notre Dame vs 94. Columns include 1st FG%, 3PT%, 2nd FG%, 3PT%, 3rd FG%, 3PT%, 4th FG%, 3PT%, GM FG%, 3PT%, FT%.

Summary statistics table for DePaul vs Notre Dame. Columns include DEP, UND, Biggest lead, Best Scoring Run, Lead Changes, Times Tied, Time with Lead.

GAME 13
CLEMSON, 71
NOTRE DAME, 55
Dec. 29, 2019
Purcell Pavilion (Notre Dame, Ind.)

Official Basketball Box Score - Final
Clemson at Notre Dame
12/29/19 Purcell Pavilion at the Joyce Center, Notre Dame
2019-20 Women's Basketball
Game Time: 4:00 PM
Game Duration: 1:47
Attendance: 8,569
NCAA
Officials: Joe Vaszily, Eric Brawton, Paulani Spurlock

NO.	Name	Min	FG		3P		FT		Rebounds		Fouls		TP	AS	TO	ST	Blocks		+/-	
			M-A	M-A	M-A	M-A	OR	DR	OR	DR	PF	FD					BS	BA		
5	Amani Robinson	F 28:30	2-12	0-1	2-2	2	2	4	2	5	6	1	3	3	0	1	8			
44	Kobi Thornton	F 30:13	11-19	0-0	1-3	1	5	6	2	4	23	0	4	2	0	0	22			
12	Hannah Hank	C 17:03	2-5	0-0	0-0	2	1	3	4	1	4	1	0	0	1	0	5			
1	Destiny Thomas	G 33:05	1-4	1-1	1-2	3	3	5	1	2	4	12	4	2	0	0	15			
3	Kendall Spray	G 35:41	8-16	8-14	0-0	2	2	0	2	0	1	24	1	2	2	0	0	14		
35	Nique Cherry	14:22	2-6	0-0	2-3	6	5	11	2	2	6	0	3	1	0	0	2			
55	Tyler Bennett	17:25	2-4	0-0	0-0	3	4	7	2	0	4	0	2	0	4	0	3			
32	Chyna Cotton	01:07	0-0	0-0	0-0	1	1	1	0	0	0	2	0	0	0	0	0	-3		
2	Kaylee Sticker	06:16	0-2	0-2	0-0	0	0	0	0	0	0	2	0	1	0	0	0	5		
31	Shania Meertens	11:33	0-1	0-0	0-0	1	1	2	1	0	0	1	1	0	0	0	4			
24	Mikayla Hayes	03:07	0-0	0-0	0-0	0	0	0	0	0	0	0	0	0	0	1	0	3		
11	Isis Lopes	01:03	0-0	0-0	0-0	0	1	1	0	0	0	0	0	0	0	0	0	2		
22	Danae McNeal	00:35	0-0	0-0	0-0	0	0	0	0	0	0	1	1	0	0	0	0	2		
Team						4	5				0	1								
Totals			28-69	9-18	6-10	18	29	47	15	15	71	18	21	12	6	2	16			

Record: 5-8 (1-1)
Shooting By Period
1st FG% 4-19 21.1%
2nd FG% 8-18 44.4%
3rd FG% 8-16 50.0%
4th FG% 8-16 50.0%
FT% 2-6 33.3%
3PT% 2-3 66.7%
GM FG% 28-69 40.6%
3PT% 9-18 50.0%
FT% 6-10 60.0%

Technical Fouls: NONE
Dead Ball Rebounds: 2, 0

Notre Dame - 55
Record: 5-8 (0-1)
Shooting By Period
1st FG% 4-17 23.5%
2nd FG% 3-14 21.4%
3rd FG% 2-11 18.2%
4th FG% 8-19 42.1%
FT% 0-1 0%
3PT% 2-6 33.3%
GM FG% 20-64 31.3%
3PT% 2-17 11.8%
FT% 13-18 72.2%

Technical Fouls: NONE
Dead Ball Rebounds: 4, 2

Biggest lead	CLE		Points from Turnovers	Paint	Second Chance	Fast Breaks	Bench	UND	PIT	Points from Turnovers	Paint	Second Chance	Fast Breaks	Bench	UND	PIT
	28 (3rd 3:34)	2 (1st 9:40)														
Best Scoring Run	11 (2nd 7:54)	8 (4th 8:41)	32	28	15	10	11	6	14	24	55	11	6	14	24	55
Lead Changes	5		10	2	10	2	11	6	14	24	55	11	6	14	24	55
Times Tied	3		10	2	10	2	11	6	14	24	55	11	6	14	24	55
Time with Lead	35:27	01:11	10	2	10	2	11	6	14	24	55	11	6	14	24	55

GAME 14
NOTRE DAME, 60
PITT, 52
Jan. 2, 2020
Petersen Events Center (Pittsburgh, Penn.)

Official Basketball Box Score - Final
Notre Dame at Pittsburgh
01/03/20 Petersen Events Center, Pittsburgh, Pa.
Pitt vs. Notre Dame
Game Time: 12:00 AM
Game Duration: 1:53
Attendance: 1,368
NCAA
Officials: Bryan Brunette, Tiana Cross, Kevin Dillard

NO.	Name	Min	FG		3P		FT		Rebounds		Fouls		TP	AS	TO	ST	Blocks		+/-	
			M-A	M-A	M-A	M-A	OR	DR	OR	DR	PF	FD					BS	BA		
33	Sam Brunelle	F 31:38	4-11	0-3	0-0	0	5	5	1	2	8	2	6	0	4	0	3			
30	Mikayla Vaughn	G 29:32	8-19	0-0	1-1	6	3	9	4	1	17	3	1	2	2	11				
10	Katlyn Gilbert	G 33:36	3-11	0-1	2-2	1	5	6	2	1	8	4	2	2	0	1	3			
13	Marta Sniezek	G 35:27	0-5	0-0	1-2	0	0	0	2	3	1	4	2	1	0	1	10			
21	Anaya Peoples	G 29:37	3-10	0-0	4-7	5	6	11	4	4	10	2	3	3	1	3	-5			
24	Destinee Walker	29:23	5-11	1-4	5-6	1	4	5	2	7	16	1	0	3	0	1	20			
2	Kaitlin Cole	07:38	0-1	0-0	0-0	0	0	0	0	0	3	0	0	0	0	0	0			
22	Danielle Cosgrove	03:49	0-1	0-0	0-0	0	1	1	2	0	0	1	0	0	0	0	-2			
Team						4	5	9			0	2								
Totals			29-69	1-8	13-18	17	29	46	20	18	60	18	16	11	7	8	8			

Record: 6-8 (1-1)
Shooting By Period
1st FG% 4-17 23.5%
2nd FG% 3-14 21.4%
3rd FG% 2-11 18.2%
4th FG% 8-19 42.1%
FT% 0-1 0%
3PT% 2-6 33.3%
GM FG% 20-64 31.3%
3PT% 2-17 11.8%
FT% 13-18 72.2%

Technical Fouls: NONE
Dead Ball Rebounds: 2, 0

Biggest lead	UND		Points from Turnovers	Paint	Second Chance	Fast Breaks	Bench	UND	PIT	Points from Turnovers	Paint	Second Chance	Fast Breaks	Bench	UND	PIT
	17 (3rd 6:54)	4 (1st 4:51)														
Best Scoring Run	13 (3rd 8:55)	8 (3rd 2:18)	18	9	15	10	11	6	14	24	55	11	6	14	24	55
Lead Changes	4		10	2	10	2	11	6	14	24	55	11	6	14	24	55
Times Tied	5		10	2	10	2	11	6	14	24	55	11	6	14	24	55
Time with Lead	28:21	08:02	10	2	10	2	11	6	14	24	55	11	6	14	24	55

GAME 15
NOTRE DAME, 63
SYRACUSE, 74 (OT)
Jan. 5, 2019
Carrier Dome (Syracuse, N.Y.)

Official Basketball Box Score - Final
Notre Dame at Syracuse
01/05/20 Carrier Dome, Syracuse
2019-20 Women's Basketball
Game Time: 9:00 PM
Game Duration: 2:07
Attendance: 4,306
NCAA
Officials: Denise Brooks, Edward Sidasky, Jules Gallen

NO.	Name	Min	FG		3P		FT		Rebounds		Fouls		TP	AS	TO	ST	Blocks		+/-	
			M-A	M-A	M-A	M-A	OR	DR	OR	DR	PF	FD					BS	BA		
33	Sam Brunelle	F 42:11	5-16	2-5	0-2	3	4	7	2	1	12	1	3	1	1	0	-14			
30	Mikayla Vaughn	C 27:58	7-8	0-0	2-3	5	6	11	5	2	16	0	1	0	3	0	8			
10	Katlyn Gilbert	G 26:29	3-15	0-2	0-0	0	2	2	3	2	6	1	3	1	0	1	-17			
13	Marta Sniezek	G 41:41	0-6	0-2	0-0	0	5	5	2	3	0	10	7	1	0	2	-10			
24	Destinee Walker	G 37:35	8-17	4-9	5-8	0	6	6	5	4	25	3	1	1	1	0	-10			
21	Anaya Peoples	38:27	0-7	0-1	4-8	1	5	4	2	6	2	6	2	2	4	-4				
22	Danielle Cosgrove	09:07	0-2	0-0	0-0	0	0	0	0	1	1	0	1	0	1	-6				
2	Kaitlin Cole	01:32	0-0	0-0	0-0	0	1	1	0	0	0	0	0	0	0	-2				
Team						3	9	12			0	0								
Totals			23-71	6-19	11-21	16	39	55	19	17	63	17	22	12	7	8	-11			

Record: 6-9 (1-2)
Shooting By Period
1st FG% 6-18 33.3%
2nd FG% 6-19 31.6%
3rd FG% 6-12 50.0%
4th FG% 4-16 25.0%
FT% 1-7 14.3%
3PT% 2-5 40.0%
GM FG% 32-74 43.2%
3PT% 6-19 31.6%
FT% 11-21 52.4%

Technical Fouls: NONE
Dead Ball Rebounds: 5, 0

Biggest lead	UND		Points from Turnovers	Paint	Second Chance	Fast Breaks	Bench	UND	SYR	Points from Turnovers	Paint	Second Chance	Fast Breaks	Bench	UND	SYR
	10 (4th 9:50)	11 (1st OT 1:53)														
Best Scoring Run	7 (2nd 7:09)	15 (1st OT 1:53)	18	13	15	10	11	6	14	24	55	11	6	14	24	55
Lead Changes	2		10	2	10	2	11	6	14	24	55	11	6	14	24	55
Times Tied	5		10	2	10	2	11	6	14	24	55	11	6	14	24	55
Time with Lead	18:50	22:43	10	2	10	2	11	6	14	24	55	11	6	14	24	55

GAME 16
BOSTON COLLEGE, 75
NOTRE DAME, 65
Jan. 9, 2019
Purcell Pavilion (Notre Dame, Ind.)

Official Basketball Box Score - Final
Boston College at Notre Dame
01/10/20 Purcell Pavilion at the Joyce Center, Notre Dame
2019-20 Women's Basketball
Game Time: 12:00 AM
Game Duration: 1:52
Attendance: 7,437
NCAA
Officials: Mark Hardcastle, Talisa Green, Saf Esho

NO.	Name	Min	FG		3P		FT		Rebounds		Fouls		TP	AS	TO	ST	Blocks		+/-	
			M-A	M-A	M-A	M-A	OR	DR	OR	DR	PF	FD					BS	BA		
11	Emma Guy	F 32:08	5-11	0-0	1-2	5	7	12	2	1	11	1	5	1	2	1	9			
13	Taylor Soule	F 29:06	6-9	0-0	7-10	6	6	12	2	7	19	3	2	0	1	0	4			
1	Cameron Swartz	G 31:46	5-14	2-3	2-2	1	3	1	6	14	2	1	1	0	1	8				
10	Makayla Dickens	G 34:10	3-12	3-8	0-0	1	2	3	2	2	9	3	0	3	0	1	5			
14	Marnelle Garraud	G 33:53	3-8	2-3	0-0	0	2	2	4	1	8	4	3	3	0	1	14			
5	Georgia Pineau	21:02	5-11	0-0	0-0	2	2	3	0	2	3	0	1	1	0	1	2			
23	Milan Bolden-Morris	05:02	1-1	0-0	0-0	1	1	0	1	0	2	0	0	0	0	0	3			
4	Taylor Ortlepp	02:41	0-0	0-0	0-0	0	0	0												

Jan. 12, 2020
Purcell Pavilion (Notre Dame, Ind.)



Official Basketball Box Score - Final
NC State at Notre Dame
01/12/20 Purcell Pavilion at the Joyce Center, Notre Dame
2019-20 Women's Basketball

Game Time: 9:00 PM
Game Duration: 1:43
Attendance: 7,861

Officials: Joseph Vaszily, Rod Creech, Fatou Gasoko-Stephens

Table with columns: NO., Name, Min, FG, 3P, FT, Rebounds, Fouls, TP, AS, TO, ST, Blocks, +/-

Shooting By Period table with columns: 1st FG%, 3PT%, 2nd FG%, 3PT%, FT%, 3rd FG%, 3PT%, 4th FG%, 3PT%, GM FG%, 3PT%, FT%

Technical Fouls:NONE

Dead Ball Rebounds: 2, 0

Table with columns: NO., Name, Min, FG, 3P, FT, Rebounds, Fouls, TP, AS, TO, ST, Blocks, +/-

Shooting By Period table with columns: 1st FG%, 3PT%, 2nd FG%, 3PT%, FT%, 3rd FG%, 3PT%, 4th FG%, 3PT%, GM FG%, 3PT%, FT%

Technical Fouls:NONE

Dead Ball Rebounds: 3, 0

Summary table with columns: NCST, ND, Points from Turnovers, NCST, ND, Period by Period Scoring

Jan. 16, 2020
Cameron Indoor (Durham, N.C.)



Official Basketball Box Score - Final
Notre Dame at Duke
01/17/20 Cameron Indoor Stadium, Durham
2019-20 Women's Basketball

Game Time: 1:00 AM
Game Duration: 1:59
Attendance: 3,022

Officials: Eric Brewton, Mark Resch, Meadow Overstreet

Table with columns: NO., Name, Min, FG, 3P, FT, Rebounds, Fouls, TP, AS, TO, ST, Blocks, +/-

Shooting By Period table with columns: 1st FG%, 3PT%, 2nd FG%, 3PT%, FT%, 3rd FG%, 3PT%, 4th FG%, 3PT%, GM FG%, 3PT%, FT%

Technical Fouls:NONE

Dead Ball Rebounds: 2, 0

Table with columns: NO., Name, Min, FG, 3P, FT, Rebounds, Fouls, TP, AS, TO, ST, Blocks, +/-

Shooting By Period table with columns: 1st FG%, 3PT%, 2nd FG%, 3PT%, FT%, 3rd FG%, 3PT%, 4th FG%, 3PT%, GM FG%, 3PT%, FT%

Technical Fouls:NONE

Dead Ball Rebounds: 7, 0

Summary table with columns: ND, DU, Points from Turnovers, ND, DU, Period by Period Scoring

Jan. 19, 2020
Purcell Pavilion (Notre Dame, Ind.)



Official Basketball Box Score - Final
Miami (FL) at Notre Dame
01/19/20 Purcell Pavilion at the Joyce Center, Notre Dame
2019-20 Women's Basketball

Game Time: 6:00 PM
Game Duration: 1:39
Attendance: 6,059

Officials: Denise Brooks, Karen Presto, Katie Lukarich

Table with columns: NO., Name, Min, FG, 3P, FT, Rebounds, Fouls, TP, AS, TO, ST, Blocks, +/-

Shooting By Period table with columns: 1st FG%, 3PT%, 2nd FG%, 3PT%, FT%, 3rd FG%, 3PT%, 4th FG%, 3PT%, GM FG%, 3PT%, FT%

Technical Fouls:NONE

Dead Ball Rebounds: 0, 0

Table with columns: NO., Name, Min, FG, 3P, FT, Rebounds, Fouls, TP, AS, TO, ST, Blocks, +/-

Shooting By Period table with columns: 1st FG%, 3PT%, 2nd FG%, 3PT%, FT%, 3rd FG%, 3PT%, 4th FG%, 3PT%, GM FG%, 3PT%, FT%

Technical Fouls:NONE

Dead Ball Rebounds: 1, 0

Summary table with columns: UM, ND, Points from Turnovers, UM, ND, Period by Period Scoring

Jan. 26, 2020
John Paul Jones Arena (Charlottesville, Va.)



Official Basketball Box Score - Final
Notre Dame at Virginia
01/26/20 John Paul Jones Arena, Charlottesville, Va.
Virginia vs. Notre Dame

Game Time: 7:00 PM
Game Duration: 2:01
Attendance: 5,117

Officials: Mark Hardcastle, Jennifer Rozac, Bobby Ray

Table with columns: NO., Name, Min, FG, 3P, FT, Rebounds, Fouls, TP, AS, TO, ST, Blocks, +/-

Shooting By Period table with columns: 1st FG%, 3PT%, 2nd FG%, 3PT%, FT%, 3rd FG%, 3PT%, 4th FG%, 3PT%, GM FG%, 3PT%, FT%

Technical Fouls:NONE

Dead Ball Rebounds: 4, 0

Table with columns: NO., Name, Min, FG, 3P, FT, Rebounds, Fouls, TP, AS, TO, ST, Blocks, +/-

Shooting By Period table with columns: 1st FG%, 3PT%, 2nd FG%, 3PT%, FT%, 3rd FG%, 3PT%, 4th FG%, 3PT%, GM FG%, 3PT%, FT%

Technical Fouls:NONE

Dead Ball Rebounds: 4, 0

Summary table with columns: ND, UVA, Points from Turnovers, ND, UVA, Period by Period Scoring

GAME 21 #5/4 LOUISVILLE, 86
NOTRE DAME, 54
Jan. 30, 2020
Purcell Pavilion (Notre Dame, Ind.)



Official Basketball Box Score - Final
Louisville at Notre Dame
01/31/20 Purcell Pavilion at the Joyce Center, Notre Dame
2019-20 Women's Basketball
Game Time: 12:00 AM
Game Duration: 1:47
Attendance: 7,719
Officials: Joseph Vaszily, Maj Forsberg, Karen Presto

NO.	Name	Min	FG			FT			Rebounds		Fouls		TP	AS	TO	ST	Blocks		+/-
			M/A	M/A	M/A	OR	DR	TOT	PF	FD	BS	BA							
21	Kylee Shook	F 22:13	5-10	2-3	0-0	2	4	6	2	0	12	2	0	1	6	1	6	1	25
33	Bionca Dunham	F 19:32	4-5	0-0	0-0	0	2	2	2	0	8	1	2	0	0	0	0	0	26
1	Dana Evans	G 28:40	5-12	2-8	5-5	0	1	1	1	3	17	6	1	3	0	1	32	0	32
4	Elizabeth Balogun	G 20:23	5-9	1-3	0-1	1	4	5	1	1	11	3	1	1	0	1	26	0	26
23	Jazmine Jones	G 25:25	5-8	0-0	4-4	2	7	9	1	3	14	4	3	0	0	0	0	25	
2	Yacine Diop	29:24	4-10	1-3	0-0	1	8	9	1	0	9	7	3	2	0	0	0	22	
5	Mykasa Robinson	14:21	0-0	0-0	1-4	2	3	5	4	2	1	1	2	1	0	0	0	0	
22	Elizabeth Dixon	19:20	3-4	0-0	1-2	2	2	4	3	1	7	0	2	1	3	0	4	0	
24	Jessica Laemmle	11:55	1-2	0-0	0-0	0	0	0	1	1	2	0	2	1	0	0	0	0	
12	Lindsey Duval	10:47	2-3	1-2	0-0	0	1	1	1	0	5	1	0	1	0	0	0	0	
Team						2	1	3		0	0								
Totals			34-63	7-19	11-16	12	33	45	17	11	86	25	16	10	10	3	32		

Technical Fouls: NONE

Shooting By Period	
1st FG%	10-16 62.5%
3PT%	3-6 50.0%
FT%	4-5 80%
2nd FG%	11-17 64.7%
3PT%	1-4 25.0%
FT%	0-0 0%
3rd FG%	8-19 42.1%
3PT%	2-5 40.0%
FT%	6-7 85.7%
4th FG%	5-11 45.5%
3PT%	1-4 25.0%
FT%	1-4 25%
GM FG%	34-63 54.0%
3PT%	7-19 36.8%
FT%	11-16 68.8%

Dead Ball Rebounds: 2, 0

Notre Dame - 54																	
33	Sam Brunelle	F 39:01	6-15	2-8	3-4	3	6	9	1	2	17	1	6	1	1	1	35
30	Mikayla Vaughn	C 28:46	3-8	0-0	2-4	2	3	5	2	2	8	5	1	1	1	3	21
10	Katlyn Gilbert	G 36:48	5-14	0-2	8-8	0	0	0	1	7	18	1	4	1	0	2	32
13	Marta Sniezek	G 32:12	2-6	0-1	1-1	2	3	4	2	5	5	3	4	1	0	2	26
24	Destinee Walker	G 25:07	1-10	1-4	0-0	1	1	2	0	0	3	0	0	0	1	1	26
2	Kaitlin Cole	20:02	0-3	0-0	0-0	1	3	4	1	0	0	0	0	0	1	0	8
22	Danielle Cosgrove	10:15	0-4	0-0	0-0	0	1	1	0	0	0	0	0	0	0	0	14
20	Nicole Benz	04:52	1-1	1-1	0-0	0	0	0	1	0	3	0	0	0	0	0	1
3	Margaret Murdock	00:59	0-0	0-0	0-0	0	0	0	0	0	0	0	0	0	0	0	3
5	Catherine Murdock	00:59	0-0	0-0	0-0	0	0	0	0	0	0	0	0	0	0	0	3
40	Kathleen Keyes	00:59	0-0	0-0	0-0	0	0	0	0	0	0	0	0	0	0	0	3
Team						4	4	8		0	0						
Totals			18-61	4-17	14-17	12	20	32	11	17	54	11	16	5	3	10	32

Technical Fouls: NONE

Shooting By Period	
1st FG%	4-14 28.6%
3PT%	1-3 33.3%
FT%	2-2 100%
2nd FG%	7-17 41.2%
3PT%	1-4 25.0%
FT%	3-3 100%
3rd FG%	4-14 28.6%
3PT%	0-2 0%
FT%	6-6 100%
4th FG%	3-16 18.8%
3PT%	2-8 25.0%
FT%	3-6 50%
GM FG%	18-61 29.5%
3PT%	4-17 23.5%
FT%	14-17 82.4%

Dead Ball Rebounds: 2, 0

LOU		ND		Points from Turnovers		LOU		ND		Period by Period Scoring					
Biggest lead		36 (4 th 2:45)		0 (1 st 10:00)		Paint		34		22		LOU 27 23 24 12 86			
Best Scoring Run		10 (2 nd 1:21)		6 (3 rd 6:37)		Second Chance		12		ND 11 18 14 11 54					
Lead Changes		0		3		Fast Breaks		4							
Times Tied		0		0		Bench		24							
Time with Lead		39:44		00:00											

GAME 22 NOTRE DAME, 59
GEORGIA TECH, 51
Feb. 2, 2020
McCamish Pavilion (Atlanta, Ga.)



Official Basketball Box Score - Final
Notre Dame at Georgia Tech
02/02/20 McCamish Pavilion, Atlanta
Georgia Tech vs. Notre Dame
Game Time: 7:00 PM
Game Duration: 1:59
Attendance: 1,749
Officials: Bryan Brunette, Carla Fountain, Robert Entenre

NO.	Name	Min	FG			FT			Rebounds		Fouls		TP	AS	TO	ST	Blocks		+/-
			M/A	M/A	M/A	OR	DR	TOT	PF	FD	BS	BA							
33	Sam Brunelle	F 37:33	2-7	0-2	3-3	0	4	4	2	2	7	3	1	0	2	1	5		
30	Mikayla Vaughn	C 29:12	10-15	0-0	0-0	2	5	7	4	3	20	0	1	1	1	3	2		
10	Katlyn Gilbert	G 38:07	4-9	0-0	3-6	0	2	2	2	3	11	5	4	2	0	1	9		
13	Marta Sniezek	G 38:14	1-11	0-0	4-6	0	4	4	1	7	6	2	6	2	0	0	8		
24	Destinee Walker	G 40:00	4-11	0-3	7-8	0	4	4	3	5	15	2	1	2	0	1	8		
2	Kaitlin Cole	08:59	0-0	0-0	0-0	0	0	0	0	0	0	0	0	0	0	0	2		
22	Danielle Cosgrove	09:55	0-2	0-2	0-0	0	3	3	2	0	0	1	0	0	0	0	6		
Team						2	5	7		0	3								
Totals			21-45	0-7	17-23	4	27	31	16	20	59	13	16	8	3	6	8		

Technical Fouls: NONE

Shooting By Period	
1st FG%	6-16 37.5%
3PT%	0-1 0.0%
FT%	0-0 0%
2nd FG%	5-10 50.0%
3PT%	0-2 0.0%
FT%	1-2 50%
3rd FG%	6-11 54.5%
3PT%	0-3 0.0%
FT%	7-8 87.5%
4th FG%	4-8 50.0%
3PT%	0-1 0.0%
FT%	9-13 69.2%
GM FG%	21-45 46.7%
3PT%	0-7 0.0%
FT%	17-23 73.9%

Dead Ball Rebounds: 6, 0

Georgia Tech - 51																	
4	Anne Francoise Diouf	F 16:12	1-6	0-0	0-0	4	3	7	1	0	2	0	0	0	2	1	-8
20	Nerea Hermosa	C 14:49	2-4	0-0	0-0	1	1	2	0	0	4	1	2	0	0	0	-11
2	Jasmine Carson	G 22:29	5-13	2-8	5-6	0	3	3	2	3	17	0	2	1	1	0	-1
33	Francesca Pan	G 28:18	1-7	0-3	0-2	1	1	2	5	1	2	1	2	0	1	0	-2
41	Kiara Fletcher	G 36:38	2-11	0-1	4-6	0	3	7	4	3	8	5	3	1	1	1	6
13	Lorela Cubaj	G 34:48	5-12	0-0	1-1	4	1	5	4	4	10	3	1	0	1	-5	
31	Lotta-Maj Lahtinen	28:28	2-4	0-1	2-5	2	6	8	3	5	6	1	3	1	0	0	-6
00	Dajjah Jefferson	11:45	0-1	0-1	0-0	0	0	0	0	0	0	0	0	0	0	0	-1
12	Kondalia Montgomery	06:18	1-3	0-0	0-0	2	2	2	1	0	2	0	0	0	0	0	-4
3	Sarah Bates	02:15	0-2	0-1	0-0	0	1	1	0	0	0	0	0	0	0	0	-2
Team						1	1	2		0	2						
Totals			19-63	2-16	11-20	19	20	39	20	16	51	12	16	5	6	3	-8

Technical Fouls: NONE

Shooting By Period	
1st FG%	6-18 33.3%
3PT%	0-1 0.0%
FT%	0-1 0%
2nd FG%	5-17 29.4%
3PT%	0-6 0.0%
FT%	2-2 100%
3rd FG%	2-10 20.0%
3PT%	0-0 0.0%
FT%	7-14 50%
4th FG%	6-18 33.3%
3PT%	2-9 22.2%
FT%	2-3 66.7%
GM FG%	19-63 30.2%
3PT%	2-16 12.5%
FT%	11-20 55.0%

Dead Ball Rebounds: 7, 0

ND		GT		Points from Turnovers		ND		GT		Period by Period Scoring			
Biggest lead		13 (4 th 5:34)		0 (2 nd 5:20)		Paint		36		ND 12 11 19 17 59			
Best Scoring Run		6 (3 rd 8:11)		6 (3 rd 6:58)		Second Chance		4		ND 12 11 19 17 59			
Lead Changes		8		0		Fast Breaks		11					
Times Tied		14		0		Bench		0					
Time with Lead		20:21		07:09									

GAME 23 NOTRE DAME, 75
WAKE FOREST, 71
Feb. 6, 2020
LJVM Coliseum (Winston-Salem, N.C.)



Official Basketball Box Score - Final
Notre Dame at Wake Forest
02/07/20 LJVM Coliseum, Winston-Salem
2019-20 Women's Basketball
Game Time: 12:00 AM
Game Duration: 1:54
Attendance: 760
Officials: Mark Hardcastle, Angela Lewis, Kevin Dillard

NO.	Name	Min	FG			FT			Rebounds		Fouls		TP	AS	TO	ST	Blocks		+/-
			M/A	M/A	M/A	OR	DR	TOT	PF	FD	BS	BA							
33	Sam Brunelle	F 33:16	4-11	2-5	0-0	2	5	7	2	1	10	2	2	0	0	1	1		
30	Mikayla Vaughn	C 28:07	4-12	0-0	3-4	3	1												

NOTRE DAME, 55
BOSTON COLLEGE, 56

Feb. 13, 2020
Conte Forum (Chestnut Hill, Mass.)



Official Basketball Box Score - Final
Notre Dame at Boston College
02/13/20 Conte Forum, Boston
2019-20 Women's Basketball

Game Time: 12:00 AM
Game Duration: 1:59
Attendance: 1,318

Officials: Luis Gonzalez, Jeffrey Smith, Fatou Cissoko-Stephens

Table with columns: NO. Name, Min, FG, 3P, FT, Rebounds, Fouls, TP, AS, TO, ST, Blocks, +/-

Shooting By Period table with columns: 1st FG%, 3PT%, FT%, 2nd FG%, 3PT%, FT%, 3rd FG%, 3PT%, FT%, 4th FG%, 3PT%, FT%, GM FG%, 3PT%, FT%

Dead Ball Rebounds: 1-0

Table with columns: NO. Name, Min, FG, 3P, FT, Rebounds, Fouls, TP, AS, TO, ST, Blocks, +/-

Shooting By Period table with columns: 1st FG%, 3PT%, FT%, 2nd FG%, 3PT%, FT%, 3rd FG%, 3PT%, FT%, 4th FG%, 3PT%, FT%, GM FG%, 3PT%, FT%

Dead Ball Rebounds: 2-0

Summary table with columns: ND, BC, Points from Turnovers, ND, BC, Period by Period Scoring

VIRGINIA TECH, 68
NOTRE DAME, 62

Feb. 20, 2020
Purcell Pavilion (Notre Dame, Ind.)



Official Basketball Box Score - Final
Virginia Tech at Notre Dame
02/20/20 Purcell Pavilion at the Joyce Center, Notre Dame
2019-20 Women's Basketball

Game Time: 8:00 PM
Game Duration: 1:42
Attendance: 7,401

Officials: Eric Brewster, Rod Creech, Kalle Lukanich

Table with columns: NO. Name, Min, FG, 3P, FT, Rebounds, Fouls, TP, AS, TO, ST, Blocks, +/-

Shooting By Period table with columns: 1st FG%, 3PT%, FT%, 2nd FG%, 3PT%, FT%, 3rd FG%, 3PT%, FT%, 4th FG%, 3PT%, FT%, GM FG%, 3PT%, FT%

Dead Ball Rebounds: 3-0

Table with columns: NO. Name, Min, FG, 3P, FT, Rebounds, Fouls, TP, AS, TO, ST, Blocks, +/-

Shooting By Period table with columns: 1st FG%, 3PT%, FT%, 2nd FG%, 3PT%, FT%, 3rd FG%, 3PT%, FT%, 4th FG%, 3PT%, FT%, GM FG%, 3PT%, FT%

Dead Ball Rebounds: 3-0

Summary table with columns: VT, ND, Points from Turnovers, VT, ND, Period by Period Scoring

NOTRE DAME, 49
#9/9 LOUISVILLE, 82

Feb. 16, 2020
KFC Yum! Center (Louisville, Ky.)



Official Basketball Box Score - Final
Notre Dame at Louisville
02/16/20 KFC Yum! Center, Louisville
2019-20 Women's Basketball

Game Time: 8:02 PM
Game Duration: 1:45
Attendance: 12,086

Officials: Dee Karmner, Thomas Danaher, John Caputo

Table with columns: NO. Name, Min, FG, 3P, FT, Rebounds, Fouls, TP, AS, TO, ST, Blocks, +/-

Shooting By Period table with columns: 1st FG%, 3PT%, FT%, 2nd FG%, 3PT%, FT%, 3rd FG%, 3PT%, FT%, 4th FG%, 3PT%, FT%, GM FG%, 3PT%, FT%

Dead Ball Rebounds: 1-3

Table with columns: NO. Name, Min, FG, 3P, FT, Rebounds, Fouls, TP, AS, TO, ST, Blocks, +/-

Shooting By Period table with columns: 1st FG%, 3PT%, FT%, 2nd FG%, 3PT%, FT%, 3rd FG%, 3PT%, FT%, 4th FG%, 3PT%, FT%, GM FG%, 3PT%, FT%

Dead Ball Rebounds: 3-0

Summary table with columns: UND, LOU, Points from Turnovers, UND, LOU, Period by Period Scoring

SYRACUSE, 70
NOTRE DAME, 72

Feb. 23, 2020
Purcell Pavilion (Notre Dame, Ind.)



Official Basketball Box Score - Final
Syracuse at Notre Dame
02/23/20 Purcell Pavilion at the Joyce Center, Notre Dame
2019-20 Women's Basketball

Game Time: 12:00 PM
Game Duration: 1:46
Attendance: 8,088

Officials: Maj Foreberg, Bruce Morris, Paulani Spurbuck

Table with columns: NO. Name, Min, FG, 3P, FT, Rebounds, Fouls, TP, AS, TO, ST, Blocks, +/-

Shooting By Period table with columns: 1st FG%, 3PT%, FT%, 2nd FG%, 3PT%, FT%, 3rd FG%, 3PT%, FT%, 4th FG%, 3PT%, FT%, GM FG%, 3PT%, FT%

Dead Ball Rebounds: 2-0

Table with columns: NO. Name, Min, FG, 3P, FT, Rebounds, Fouls, TP, AS, TO, ST, Blocks, +/-

Shooting By Period table with columns: 1st FG%, 3PT%, FT%, 2nd FG%, 3PT%, FT%, 3rd FG%, 3PT%, FT%, 4th FG%, 3PT%, FT%, GM FG%, 3PT%, FT%

Dead Ball Rebounds: 2-0

Summary table with columns: SYR, ND, Points from Turnovers, SYR, ND, Period by Period Scoring



**2019-20 Notre Dame Women's Basketball
Combined Team Statistics
All games**

Page 1/1
as of Feb 23, 2020

Game Records

Record	Overall	Home	Away	Neutral
ALL GAMES	11-17	5-9	5-6	1-2
CONFERENCE	6-10	3-5	3-5	0-0
NON-CONFERENCE	5-7	2-4	2-1	1-2

Score by Periods

Team	1st	2nd	3rd	4th	OT	TOT
Notre Dame	402	430	474	483	3	1792
Opponents	463	486	511	447	14	1921

Team Box Score

No.	Player				Total		3-Point		F-Throw		Rebounds											
		GP-GS	MIN	AVG	FG-FGA	FG%	3FG-FGA	3FG%	FT-FTA	FT%	OFF	DEF	TOT	AVG	PF	DQ	A	TO	BLK	STL	PTS	AVG
24	WALKER, Destinee	28-27	989:06	35.3	137-359	.382	36-137	.263	102-133	.767	40	83	123	4.4	68	2	48	59	4	39	412	14.7
33	BRUNELLE, Sam	28-28	942:47	33.7	142-366	.388	47-162	.290	43-59	.729	36	128	164	5.9	62	1	43	83	27	25	374	13.4
10	GILBERT, Katlyn	28-27	940:39	33.6	147-396	.371	9-42	.214	67-99	.677	24	100	124	4.4	59	1	76	95	12	57	370	13.2
21	PEOPLES, Anaya	17-10	537:43	31.6	86-188	.457	2-16	.125	41-83	.494	45	92	137	8.1	44	1	28	32	18	33	215	12.6
30	VAUGHN, Mikayla	17-17	449:41	26.5	78-134	.582	0-0	.000	29-40	.725	49	68	117	6.9	50	1	31	37	22	19	185	10.9
13	SNIEZEK, Marta	27-27	975:28	36.1	38-96	.396	2-13	.154	44-58	.759	6	95	101	3.7	82	2	143	117	3	49	122	4.5
22	COSGROVE, Danielle	28-4	372:34	13.3	26-101	.257	9-39	.231	13-19	.684	18	40	58	2.1	42	1	18	32	11	9	74	2.6
1	BAER, Kristin	1-0	01:35	1.6	1-2	.500	0-0	.000	0-0	.000	1	1	2	2.0	0	0	0	0	0	0	2	2.0
2	COLE, Kaitlin	28-0	366:26	13.1	15-43	.349	0-4	.000	2-8	.250	26	34	60	2.1	43	0	14	16	3	13	32	1.1
20	BENZ, Nicole	13-0	22:58	1.8	2-5	.400	2-4	.500	0-0	.000	0	4	4	0.3	4	0	0	2	0	1	6	0.5
3	MURDOCK, Margaret	7-0	08:41	1.2	0-2	.000	0-2	.000	0-0	.000	0	0	0	0.0	0	0	2	1	0	0	0	0.0
40	KEYES, Kathleen	7-0	08:41	1.2	0-1	.000	0-0	.000	0-0	.000	0	1	1	0.1	0	0	0	2	0	0	0	0.0
5	MURDOCK, Catherine	7-0	08:41	1.2	0-3	.000	0-1	.000	0-0	.000	3	1	4	0.6	1	0	1	4	1	0	0	0.0
Team											77	76	153					26				
Total		28	5625		672-1696	.396	107-420	.255	341-499	.683	325	723	1048	37.4	455	9	404	506	101	245	1792	64.0
Opponents		28	5625		720-1851	.389	187-676	.277	294-446	.659	460	763	1223	43.7	487	3	436	510	145	255	1921	68.6

Team Statistics

	ND	OPP
Scoring	1792	1921
Points per game	64.0	68.6
Scoring margin	-4.6	-
Field goals-att	672-1696	720-1851
Field goal pct	.396	.389
3 point fg-att	107-420	187-676
3-point FG pct	.255	.277
3-pt FG made per game	3.8	6.7
Free throws-att	341-499	294-446
Free throw pct	.683	.659
F-Throws made per game	12.2	10.5
Rebounds	1048	1223
Rebounds per game	37.4	43.7
Rebounding margin	-6.3	-
Assists	404	436
Assists per game	14.4	15.6
Turnovers	506	510
Turnovers per game	18.1	18.2
Turnover margin	+0.1	-
Assist/turnover ratio	0.8	0.9
Steals	245	255
Steals per game	8.8	9.1
Blocks	101	145
Blocks per game	3.6	5.2
Winning streak	1	-
Home win streak	1	-
Attendance	107578	47101
Home games-Avg/Game	14-7684	11-4282
Neutral site-Avg/Game	-	3-223

Team Results

Date	Opponent		Score	Att.
11/05/2019	at Fordham	W	60-55	3200
11/08/2019	Loyola Maryland	W	84-60	7613
11/11/2019	Tennessee	L	63-74	7801
11/14/2019	Michigan St.	L	69-72	7556
11/20/2019	Toledo	W	54-51	7269
11/23/2019	at Michigan	W	76-72	4008
11/28/2019	vs FGCU	L	60-69	235
11/29/2019	vs South Dakota St.	L	59-65	259
11/30/2019	vs South Fla.	W	67-51	174
12/04/2019	Minnesota	L	67-75	7093
12/08/2019	at UConn	L	57-81	10167
12/11/2019	DePaul	L	94-105	7148
12/29/2019	Clemson	L	55-71	8569
01/02/2020	at Pittsburgh	W	60-52	1368
01/05/2020	at Syracuse	Lot	63-74	4306
01/09/2020	Boston College	L	65-75	7487
01/12/2020	NC State	L	56-90	7861
01/16/2020	at Duke	L	47-50	3022
01/19/2020	Miami (FL)	W	76-53	8059
01/26/2020	at Virginia	L	60-90	5117
01/30/2020	Louisville	L	54-86	7719
02/02/2020	at Georgia Tech	W	59-51	1749
02/06/2020	at Wake Forest	W	75-71	760
02/09/2020	Pittsburgh	W	74-52	7916
02/13/2020	at Boston College	L	55-56	1318
02/16/2020	at Louisville	L	49-82	12086
02/20/2020	Virginia Tech	L	62-68	7401
02/23/2020	Syracuse	W	72-70	8086



**2019-20 Notre Dame Women's Basketball
Combined Team Statistics
In Conference games**

Page 1/1
as of Feb 23, 2020

Game Records

Record	Overall	Home	Away	Neutral
ALL GAMES	6-10	3-5	3-5	0-0
CONFERENCE	6-10	3-5	3-5	0-0
NON-CONFERENCE	0-0	0-0	0-0	0-0

Score by Periods

Team	1st	2nd	3rd	4th	OT	TOT
Notre Dame	229	238	245	267	3	982
Opponents	252	282	290	253	14	1091

Team Box Score

No.	Player	Overall			Total		3-Point		F-Throw		Rebounds				Other				PTS	AVG		
		GP-GS	MIN	AVG	FG-FGA	FG%	3FG-FGA	3FG%	FT-FTA	FT%	OFF	DEF	TOT	AVG	PF	DQ	A	TO			BLK	STL
24	WALKER, Destinee	16-15	565:14	35.3	83-225	.369	24-87	.276	65-81	.802	28	48	76	4.8	39	1	35	37	3	22	255	15.9
33	BRUNELLE, Sam	16-16	545:51	34.1	75-207	.362	34-100	.340	16-21	.762	22	63	85	5.3	30	0	22	52	13	18	200	12.5
10	GILBERT, Katlyn	16-16	533:57	33.4	75-238	.315	3-23	.130	37-50	.740	10	50	60	3.8	36	1	58	52	5	33	190	11.9
30	VAUGHN, Mikayla	16-16	429:23	26.8	75-128	.586	0-0	.000	27-37	.730	47	61	108	6.8	50	1	27	34	22	18	177	11.1
21	PEOPLES, Anaya	5-2	147:15	29.5	14-46	.304	0-4	.000	13-25	.520	16	22	38	7.6	11	0	4	15	6	12	41	8.2
13	SNIEZEK, Marta	15-15	537:49	35.9	19-55	.345	0-6	.000	22-31	.710	4	52	56	3.7	40	0	73	62	1	26	60	4.0
1	BAER, Kristin	1-0	01:35	1.6	1-2	.500	0-0	.000	0-0	.000	1	1	2	2.0	0	0	0	0	0	0	2	2.0
22	COSGROVE, Danielle	16-0	179:38	11.2	12-50	.240	5-24	.208	2-2	1.000	6	19	25	1.6	26	0	7	14	4	5	31	1.9
2	COLE, Kaitlin	16-0	246:16	15.4	10-31	.323	0-2	.000	0-2	.000	16	27	43	2.7	28	0	10	9	2	7	20	1.3
20	BENZ, Nicole	8-0	16:24	2.1	2-4	.500	2-3	.667	0-0	.000	0	4	4	0.5	3	0	0	2	0	1	6	0.8
3	MURDOCK, Margaret	6-0	07:12	1.2	0-1	.000	0-1	.000	0-0	.000	0	0	0	0.0	0	0	2	1	0	0	0	0.0
40	KEYES, Kathleen	6-0	07:12	1.2	0-1	.000	0-0	.000	0-0	.000	0	1	1	0.2	0	0	0	1	0	0	0	0.0
5	MURDOCK, Catherine	6-0	07:12	1.2	0-3	.000	0-1	.000	0-0	.000	3	1	4	0.7	1	0	1	3	1	0	0	0.0
Team											53	62	115					15				
Total		16	3225		366-991	.369	68-251	.271	182-249	.731	206	411	617	38.6	264	3	239	297	57	142	982	61.4
Opponents		16	3225		407-1037	.392	88-345	.255	189-277	.682	251	446	697	43.6	256	1	248	289	89	149	1091	68.2

Team Statistics

	ND	OPP
Scoring	982	1091
Points per game	61.4	68.2
Scoring margin	-6.8	-
Field goals-att	366-991	407-1037
Field goal pct	.369	.392
3 point fg-att	68-251	88-345
3-point FG pct	.271	.255
3-pt FG made per game	4.3	5.5
Free throws-att	182-249	189-277
Free throw pct	.731	.682
F-Throws made per game	11.4	11.8
Rebounds	617	697
Rebounds per game	38.6	43.6
Rebounding margin	-5.0	-
Assists	239	248
Assists per game	14.9	15.5
Turnovers	297	289
Turnovers per game	18.6	18.1
Turnover margin	-0.5	-
Assist/turnover ratio	0.8	0.9
Steals	142	149
Steals per game	8.9	9.3
Blocks	57	89
Blocks per game	3.6	5.6
Winning streak	1	-
Home win streak	1	-
Attendance	63098	29726
Home games-Avg/Game	8-7887	8-3716
Neutral site-Avg/Game	-	0-0

Team Results

Date	Opponent	Score	Att.
12/29/2019	Clemson	L 55-71	8569
01/02/2020	at Pittsburgh	W 60-52	1368
01/05/2020	at Syracuse	Lot 63-74	4306
01/09/2020	Boston College	L 65-75	7487
01/12/2020	NC State	L 56-90	7861
01/16/2020	at Duke	L 47-50	3022
01/19/2020	Miami (FL)	W 76-53	8059
01/26/2020	at Virginia	L 60-90	5117
01/30/2020	Louisville	L 54-86	7719
02/02/2020	at Georgia Tech	W 59-51	1749
02/06/2020	at Wake Forest	W 75-71	760
02/09/2020	Pittsburgh	W 74-52	7916
02/13/2020	at Boston College	L 55-56	1318
02/16/2020	at Louisville	L 49-82	12086
02/20/2020	Virginia Tech	L 62-68	7401
02/23/2020	Syracuse	W 72-70	8086

TV/RADIO ROSTER



#1 Kristin Baer
Gr. // F // 6-2
San Jose, Calif.
St. Francis



#2 Katie Cole
Sr. // G // 5-10
Toledo, Ohio
Sylvania Northview



#3 Maggie Murdock
So. // G // 5-8
Glencoe, Ill.
New Trier



#5 Cate Murdock
So. // G // 5-8
Glencoe, Ill.
New Trier



#10 Katlyn Gilbert
So. // G // 5-10
Indianapolis, Ind.
Heritage Christian



#12 Abby Prohaska
So. // G // 5-10
Libert Township, Ohio
Lakota West



#13 Marta Sniezek
Gr. // G // 5-8
McLean, Va.
Stanford



#20 Nicole Benz
Jr. // G // 5-8
Valencia, Calif.
William S. Hart



#21 Anaya Peoples
Fr. // G // 5-10
Danville, Ill.
Schlarman



#22 Danielle Cosgrove
So. // F // 6-4
Holbrook, N.Y.
Sachem East



#24 Destinee Walker
Gr. // G // 5-10
Orlando, Fla.
North Carolina



#30 Mikky Vaughn
Jr. // C // 6-3
Philadelphia, Penn.
Paul VI/Friends' Central



#33 Sam Brunelle
Fr. // F // 6-2
Ruckersville, Va.
William Monroe



#40 Katie Keyes
Fr. // 5-11 // F
Ridgewood, N.J.
Ridgewood



Muffet McGraw
Karen & Kevin Keyes Head Coach
33rd Season at Notre Dame
38th Overall as Head Coach



Carol Owens
Associate Head Coach
11th Season as Associate
20th Season at Notre Dame



Beth Cunningham
Associate Head Coach
8th Season



Michaela Mabrey
Assistant Coach
1st Season