

CAROLINA

Game 28: UNC at Notre Dame • Feb. 27, 2020 • Notre Dame, Ind.

SCHEDULE/RESULTS

16-11 OVERALL, 7-9 ACC
11-4 HOME • 2-7 AWAY • 3-0 NEUTRAL

Date	Opponent	Time
Nov. 7	Western Carolina	W, 92-55
Nov. 11	Navy	W, 80-40
Nov. 15	Charleston Southern	W, 85-54
Nov. 22	Elon	W, 76-46

Cancun Challenge in Cancun, Mexico

Nov. 28	vs. Temple	W, 71-58
Nov. 29	vs. Missouri	W, 82-69

Big Ten/ACC Challenge

Dec. 5	Illinois	W, 85-60
--------	----------	----------

Dec. 8	NC Central	W, 92-53
--------	------------	----------

Dec. 15	At Alabama	L, 83-77
---------	------------	----------

Carolinas Challenge in Myrtle Beach, S.C.

Dec. 20	vs. UNCW	W, 85-45
---------	----------	----------

Dec. 28	Yale	L, 66-63
---------	------	----------

Dec. 30	Pitt*	W, 70-62
---------	-------	----------

Jan. 2	At Virginia*	W, 65-47
--------	--------------	----------

Jan. 5	At Virginia Tech*	L, 76-70
--------	-------------------	----------

Jan. 9	#9 NC State*	W, 66-60
--------	--------------	----------

Jan. 12	At #11 Florida St.*	L, 78-64
---------	---------------------	----------

Jan. 16	Miami*	W, 78-58
---------	--------	----------

Jan. 19	#5 Louisville*	L, 74-67
---------	----------------	----------

Jan. 23	At Georgia Tech*	W, 67-60 OT
---------	------------------	-------------

Jan. 26	At #8 NC State*	L, 76-68
---------	-----------------	----------

Jan. 30	Virginia*	W, 78-68
---------	-----------	----------

Feb. 2	Clemson*	W, 86-72
--------	----------	----------

Feb. 6	At Duke*	L, 71-61
--------	----------	----------

Feb. 9	Virginia Tech*	L, 72-63
--------	----------------	----------

Feb. 13	Syracuse*	L, 74-56
---------	-----------	----------

Feb. 16	At Boston College*	L, 93-75
---------	--------------------	----------

Feb. 23	At Wake Forest*	L, 82-79 OT
---------	-----------------	-------------

Feb. 27	At Notre Dame* (ACCNX)	7 p.m.
---------	------------------------	--------

March 1	Duke* (ESPN2/ACCN)	2 p.m.
---------	--------------------	--------

ACC Tournament (Greensboro, N.C.)

March 4-8 Greensboro Coliseum

BOLD home game at Carmichael Arena

* ACC game

() denotes television network

All times Eastern and subject to change

Rankings are AP poll at time of game

Setting the Scene

North Carolina plays its third consecutive road game and its final away contest of the season on Thursday, taking on Notre Dame at Purcell Pavilion. Tipoff is 7 p.m.

The Tar Heels come in having lost their last five games, most recently falling by three, 82-79, in overtime at Wake Forest on Sunday afternoon.

After Thursday's game, Carolina has just one game left in the regular season, at home against Duke on Sunday. In the final Carmichael Arena game of 2019-20, UNC will celebrate Senior Day, honoring its seven seniors.



GAMEDAY

Feb. 27 UNC (16-11, 7-9 ACC)
 at Notre Dame (11-17, 6-10 ACC)
 Notre Dame, Ind. / Purcell Pavilion

Series UNC trails 8-2

Last Meeting ND 95, UNC 77

(3/8/19, Greensboro, N.C.)

Coverage TV: ACCNX

Radio: Tar Heel Sports Network

WCHL 97.9/1360 (Matt Krause)

GoHeels.com/GoHeels app/TuneIn

Media Contact Dana Gelin

dgelin@unc.edu 919-455-8289

Social @UNCWBB

@GoHeels



Carolina Women's Basketball

NCAA Championship

1994

NCAA Final Four Appearances

1994 • 2006 • 2007

NCAA Appearances (27)

1983 • 1984 • 1985 • 1986 • 1987 • 1992

1993 • 1994 • 1995 • 1997 1998 • 1999

2000 • 2002 • 2003 2004 • 2005 • 2006

2007 • 2008 • 2009 • 2010 • 2011 • 2013

2014 • 2015 • 2019

ACC Tournament Championships (9)

1984 • 1994 • 1995 • 1997 • 1998

2005 • 2006 • 2007 • 2008

By the Numbers

- All five UNC starters are scoring in double figures, led by junior Janelle Bailey with 14.9 points per game.

- UNC leads the ACC in scoring (74.1 ppg) and in assist/turnover ratio (1.16), with 389 assists and a league-low 335 turnovers. The Tar Heels are second in turnover margin (+2.63) and in free throw percentage (.734).

- UNC is 27th in the NCAA in assist/turnover ratio and 30th in offense.

- Freshman Malu Tshitenge leads the league and ranks 13th in the nation in offensive rebounds (4.1 per game). Senior Shayla Bennett leads the league in assist/turnover ratio (2.04) and is third in assists (5.2). Bailey is third in total rebounds (9.5) and in defensive rebounds (7.2).

- Two Tar Heels rank in the league's top five in free throw shooting: Bennett at No. 4 (.819) and Bailey at No. 5 (.805). No other team has two among even the top 10.

Carolina's Starting Five

#	Name	G/GS	PPG	RPG	APG	MPG
1	Taylor Koenen (KOO-nen) Sr // G // 6-2 // Savage, Minn. // Business administration major ACC top 15 in pts, rebs, assists, fg%, steals, 3-pointers, assist/tov ratio and def rebs	27/27	14.3	6.9	3.2	34.7
3	Madinah Muhammad (muh-DEE-nuh) Sr // G // 5-8 // Chicago, Ill. // Communication studies major 7th in ACC in 3pt % and 3pt per game • Team-high 21 vs Wake Forest	27/27	12.9	4.1	1.7	29.8
21	Malu Tshitenge (ma-LOO chi-TEN-gay) Fr. // F // 6-3 // Germantown, Md. // Business administration major Leads the ACC in offensive rebounding (4.27)	27/27	10.7	7.4	0.9	29.9
22	Shayla Bennett Sr. // G // 5-9 // Piedmont, S.C. // Exercise and sport science major Leads ACC in assist/tov ratio, 3rd in assists per game, 4th in FT %	27/27	12.8	4.0	5.2	34.4
30	Janelle Bailey Jr. // C // 6-4 // Charlotte, N.C. // Communication studies major Missed last game with injury • 11 double-doubles • Top 10 finalist for nation's best center	26/26	14.9	9.5	2.0	33.2

Notables

- Junior Janelle Bailey was announced on Feb. 14 as a top-10 finalist for the Lisa Leslie Award, which goes to the nation's top center. The list will be cut to five next month and the winner will be announced in April.
- Senior Taylor Koenen was announced on Feb. 21 as one of 50 senior conference student-athletes to receive ACC Weaver-James-Corrigan Postgraduate Scholarships/Awards. She's the only women's basketball player to earn the prestigious honor this year.
- Bailey is six points from becoming the 13th Tar Heel with 1,400 career points and 800 rebounds.
- All five UNC starters have led the scoring effort in at least two games this season.
- In this week's NCAA rankings, UNC is 13th in free throws made, 17th in turnovers per game, 27th in assist-turnover ratio and 30th in scoring offense
- Individually, freshman Malu Tshitenge ranks 13th nationally in offensive rebounds. Bailey is 19th in defensive rebounding and Shayla Bennett is 21st in assists.
- UNC is 5-2 in Thursday ACC games and 1-7 on Sundays. (The opening conference game of the season, a win over Pitt, was on a Monday.)
- Taylor Koenen ranks 14th in the ACC with 46 three-pointers, but is 0-for-12 over the past two games and 1-17 over the last four. She was 4-for-8 against Clemson on Feb. 2, but is 3-23 in the five games since then.
- UNC has not won this year with fewer than three players scoring in double figures. The Tar Heels are 0-3 overall, 0-2 in ACC play, with two in double figures, and have had no games with just one in double figures.
- UNC is 1-10 when allowing 70 or more points (with an 86-72 victory against Clemson the only win). The Tar Heels have lost just three times when scoring 70+ (83-77 at Alabama, 93-75 at BC, 82-79 at Wake).
- On 16 occasions this season a Tar Heel has played the entirety of a game. Shayla Bennett has done so eight times, Taylor Koenen four, Janelle Bailey three and Madinah Muhammad one.
- UNC is 0-9 when trailing at the end of the third quarter. All nine of those losses have come in ACC play (Virginia Tech, FSU, Louisville, at NC State, Duke, Virginia Tech, Syracuse, BC, Wake).
- UNC shot 50 percent from the field against Clemson, the first time the Tar Heels had hit or bettered that mark since a win over UNCW on Dec. 20 and just the third time all season. (The other was vs. Navy in the second game of the season.)

- UNC has lost just three times when shooting better than 40 percent from the field. The Tar Heels hit 46.2 percent of their shots in the loss to Louisville, 40.7 in the loss at NC State and 44.3 at BC.
- The NC State home game marked the largest UNC deficit in a win this season. The Tar Heels trailed by 14 in the second quarter before coming back to win, 66-60.
- Taylor Koenen is just the fifth player in program history to total 1,000 points, 700 rebounds and 300 assists. (The four players who previously reached those marks – Tonya Sampson, Erlana Larkins, Rashanda McCants and La'Tangela Atkinson – all went on to play professionally in the WNBA or ABL.) She's just the third who adds 100 three-pointers to those totals, with the others being Sampson and McCants.

Tar Heels vs. Fighting Irish

The Tar Heels and Fighting Irish meet Thursday for the 11th time in a series that dates back to the 1999-2000 season. The teams have met just three times on Notre Dame's home court, with the host team winning all three:

Feb. 27, 2014 – ND 100, UNC 75
 Jan. 10, 2016 – ND 88, UNC 54
 Feb. 1, 2018 – ND 94, UNC 62

• UNC and Notre Dame split last year's matchups, with the Tar Heels beating the top-ranked Fighting Irish in Chapel Hill on Jan. 27, 2019, and the Fighting Irish winning 95-77 on March 8 in Greensboro, N.C., in the ACC Tournament quarterfinals.

Scouting Notre Dame

Notre Dame is 11-17 overall and 6-10 in ACC play following a 72-70 homecourt win on Sunday against Syracuse. Prior to that, ND had lost three games in a row.

• Notre Dame is led in scoring by graduate guard Destinee Walker, a former Tar Heel who is averaging 14.7 points per game. Also in double figures are freshman forward Sam Brunelle at 13.4 points per game and sophomore guard Katlyn Gilbert at 13.2.

UNC vs. Notre Dame:

UNC trails 2-8

1999-2000	L	86	99	(N)
2000-01	L	55	78	(N)
2006-07	W	60	51	(N)
2013-14	L	75	100	(A)
2014-15	L	79	89	(H)
2015-16	L	54	88	(A)
2016-17	L	55	77	(H)
2017-18	L	62	94	(A)
2018-19	W	78	73	(H)
	L	77	95	(N)

Courtney Banghart

Head Coach • First Season



On April 30, Courtney Banghart was announced as UNC's head coach, the first new face in the position since 1986. She came to Chapel Hill after 12 years as the head coach at Princeton, where her teams won seven Ivy League crowns and made eight NCAA Tournament appearances. (Before her arrival, Princeton hadn't reached the tournament even once.)

A New Hampshire native, Banghart was a three-year starter at Dartmouth, where she twice earned All-Ivy honors. She still holds the Ivy League record for career three-pointers (273) and as a senior competed in the three-point shooting contest at Butler's Hinkle Fieldhouse during the men's Final Four in Indianapolis.

More on Banghart:

- She was the 2015 Naismith National Coach of the Year and is one of two current ACC coaches (the other is Notre Dame's Muffet McGraw) to have won that honor.
- In 2015 she was named to Fortune's list of the World's 50 Greatest Leaders. Others on the list that year: Pope Francis, Bill and Melinda Gates, Chief Justice John Roberts Jr., LeBron James, Elon Musk and Taylor Swift.
- She holds a bachelor's degree in neuroscience and a master's degree in writing and leadership, both from Dartmouth. Her graduate thesis was on sport leadership.
- She hitchhiked through Alaska after college, after ditching the outdoor leadership course in which she was enrolled.
- Right around the time she got the Princeton job, she and her brother were finalists to appear on "The Amazing Race."
- A four-time soccer state champion in high school, she planned to play that sport at Dartmouth until a coaching change made her rethink her path and talk the women's basketball coach into giving her a spot. (She also won two high school state titles in basketball and three in tennis.)

Banghart Year-By-Year

Princeton

2007-08	7-23
2008-09	14-14
2009-10	26-3
2010-11	24-5
2011-12	24-5
2012-13	22-7
2013-14	21-9
2014-15	31-1
2015-16	23-6
2016-17	16-14
2017-18	24-6
2018-19	22-10
Total	254-103

UNC

2019-20	16-11
Career	270-114

2019-20 Awards & Honors

Janelle Bailey

- Preseason All-ACC
- Lisa Leslie Award Top 10 Finalist (Nation's Top Center)
- Wade Trophy Watch List
- Co-ACC Player of the Week (2/3/20)

Taylor Koenen

- Dean's List, Fall 2019
- ACC Weaver-James-Corrigan Postgraduate Award

Liz Roberts

- Phi Beta Kappa induction (11/6/19)
- Dean's List, Fall 2019

Malu Tshitenge

- ACC Freshman of the Week (11/18/19)

Madinah Muhammad

- Cancun Challenge – Riviera Division MVP

Leah Church

- Dean's List, Fall 2019

Olivia Smith

- Dean's List, Fall 2019

Milestone Watch

(heading into the Notre Dame game)

Janelle Bailey

- * 1394 career points
- 808 career rebounds
- Has scored 20+ points 21 times in her career
- Has been the team's leading scorer (or tied for the lead) 25 times during her career

Madinah Muhammad

- 99 games started (27 at UNC, 72 at Ole Miss)

Taylor Koenen

- 783 career rebounds

- In the ACC rankings, ND is third in steals and three-point percentage and fourth in assists.

Down at the Break

UNC has trailed at halftime in 12 of 16 ACC games this season, and has come back to win three of those.

- The Tar Heels trailed at halftime in seven games in a row, beginning with the game at Va. Tech on Jan. 5.

• UNC is 3-10 this season when trailing at the half, with Yale one of the losses and the only nonconference game in which the Tar Heels trailed at the break.

HALFTIME IN ACC PLAY

Pitt, 12/30: UNC led 43-34 at half, won 70-62
UVA, 1/2: UNC led 36-22 at half, won 65-47
VT, 1/5: UNC trailed 36-32 at half, lost 76-70
NCS, 1/8: UNC trailed 38-28 at half, won 66-60
FSU, 1/12: UNC trailed 40-33 at half, lost 78-64
UM, 1/16: UNC trailed 38-37 at half, won 78-58
UL, 1/19: UNC trailed 45-29 at half, lost 74-67
GT, 1/23: UNC trailed 26-25 at half, won 67-60 OT
NCS, 1/26: UNC trailed 37-30 at half, lost 76-68
UVA, 1/30: UNC led 43-21 at half, won 78-68
CLEM, 2/2: UNC led 47-27 at half, won 86-72
DUKE, 2/5: UNC trailed 34-32 at half, lost 71-61
VT, 2/8: UNC trailed 34-31 at half, lost 72-63
SYR, 2/13: UNC trailed 35-23 at the half, lost 74-56
BC, 2/16: UNC trailed 36-33 at the half, lost 93-75
WFU, 2/23: UNC trailed 31-27 at the half, lost 82-79 in OT

Young Added to Roster

On Jan. 7, coach Courtney Banghart announced that Ariel Young, a wing from Tallahassee, Fla., has joined the UNC women's basketball team. Young transferred to Carolina from the University of Michigan, where she played for the Wolverines during the 2018-19 season.

She began practicing with the Tar Heels on Jan. 8, the first day of spring semester classes. She will become eligible during the 2020-21 season.

"We are thrilled to have Ariel join our program," Banghart said. "She brings length, athleticism, and a hard-work mentality to our wing position. She can defend at a high level and she'll help us play fast. She has an overall game that we feel will translate really well to the ACC. She is eager to be a Tar Heel and to help build upon what we've started here. In addition, Ariel is a high-quality student-athlete and will contribute to this University both on and off the court."

As a freshman in 2018-19, Young appeared in 20 games for the Wolverines. She was part of the UM team that participated in the 2019 USA Basketball 3x3 National Championship in May. (Tar Heel junior Janelle Bailey represented the U.S. team there.)

Young's mother, Carolyn, played in the WNBA and as a member of the 1992 U.S. Olympic Team after twice earning All-America honors at Auburn, where she was the 1991 Southeastern Conference Player of the Year. Her father, C.Y., is an assistant coach for the Florida State men's basketball team. He was a standout player at Georgia Southern, where he is a member of the school's Athletics Hall of Fame, and played professionally in France.

Three At 1,000

With Taylor Koenen scoring her 1,000th career point on Jan. 12 at Florida State, three members of the UNC starting lineup have reached that scoring milestone. Junior Janelle Bailey got there in the final game of her sophomore season, in the 2019 NCAA Tournament first round. Senior Madinah Muhammad reached 1,000

points during her junior year at Mississippi and came to UNC with 1,079 career points. With 348 this season as a Tar Heel she now has 1,427, the team's highest career scoring total.

Bailey on the Boards

Junior Janelle Bailey starts the Notre Dame game six points away from reaching 1,400 for her career. She'll become the 25th Tar Heel to score that many.

She recently passed 800 rebounds and will be the 13th player in school history with 1400 points and 800 rebounds.

• Bailey passed 1,000 career points in the team's final game of last season, the NCAA first-round matchup with California. With 15 points in that game, she finished her first two years with 1,007. She was honored for that feat on Dec. 28 before the game against Yale.

• Only one player in program history – Dawn Royster – reached 1,000 points and 600 rebounds quicker than Bailey. Royster passed 600 rebounds as a sophomore and started her junior year just seven points shy of 1,000.

Thirty for 30: Bailey, wearing jersey No. 30 this year in honor of sidelined teammate Jaelynn Murray, registered her 30th career double-double on Dec. 5 against Illinois with 13 points and 11 boards.

With 23 points and 17 rebounds against Virginia on Jan. 30, she recorded her 11th double-double this season and 37th of her Tar Heel career.

Stellar Start

Freshman forward Malu Tshitenge has gotten off to an outstanding start at UNC. A starter in all 27 games, she's averaging 10.7 points and 7.4 rebounds. She leads the team in field goal percentage (59.7) and ranks second in rebounding.

• Tshitenge leads the ACC in offensive rebounding with 4.15 per game.

• After averaging 13.0 points and 12.5 rebounds in wins over Navy (Nov. 11) and Charleston Southern (Nov. 15), she was named the Atlantic Coast Conference Freshman of the Week on Nov. 18. It was her first honor as a Tar Heel and UNC's first weekly honor of the season.

MVP Muhammad

Senior guard Madinah Muhammad (known to her teammates as "Dino") sat out all of last season after transferring to UNC from Mississippi, and she announced her return loudly during the Cancun Challenge. In two games there over the Thanksgiving break, Muhammad averaged 22 points, leading the Tar Heels in wins over Temple and Missouri. Over the two games she was 10-for-16 (62.5 percent) from three-point range and also averaged 6.0 rebounds. With her mother, Rasheda, in from Chicago to watch her daughter play for the first time in a Tar Heel uniform, Muhammad was named MVP of the six-team Riviera Division.

For the season, she's averaging 12.9 points, third on the team. She led the Tar Heels with 20 points in the ACC opener against Pitt and scored a team-high 21 in the loss at Wake Forest

• Muhammad scored 17 points in the win at Georgia Tech, including seven of the Tar Heels' 13 points in OT.

Welcome to the Family

After her arrival at UNC last spring, women's basketball coach Courtney Banghart put special emphasis on recruiting the first group of players who would join the Tar Heel program under her watch. Seven months later, she was ready to present that

2019-20 UNC FAST FACTS

University of North Carolina

Location.....	Chapel Hill, N.C.
Chartered.....	1789
Undergraduate Enrollment.....	18,814
Chancellor.....	Kevin Guskiewicz
Director of Athletics.....	Bubba Cunningham
Faculty Athletic Representative.....	Lissa Broome
Senior Women's Administrator.....	Marielle vanGelder
Affiliation.....	NCAA Division I
Conference.....	Atlantic Coast Conference
Nickname.....	Tar Heels
School colors.....	Carolina blue and white
Home arena.....	Carmichael Arena (6,822)
Athletic department phone.....	(919) 962-6000
Ticket office phones.....	(919) 962-2296, (800) 722-4335
Athletic department website.....	GoHeels.com

Carolina Basketball Staff

Head Coach.....	Courtney Banghart (1st season at UNC)
Career record.....	270-114
Record at UNC.....	16-11
Assistant Coach/Recruiting Coord.....	Carrie Moore
Assistant Coach.....	Tim Taylor
Assistant Coach.....	Joanne Aluka-White
Director of Operations.....	Meghin Williams
Director of Player Personnel, Devel. and Recruiting Ops.....	Daniel Metzfeld
Director of Scouting and Video Operations.....	Jessica Imhof
Director of Outreach, Alumni Relations and Admin.....	Tori Niemann

Carolina Program History

First season as a varsity program.....	1974-75
All-time overall record.....	985-456
All-time ACC record.....	374-256
ACC Championships.....	Nine (most in the ACC)
.....	1984, 1994, 1995, 1997, 1998, 2005, 2006, 2007, 2008
ACC Tournament record.....	62-33
NCAA Tournament appearances.....	27 (most in ACC)
All-time NCAA Tournament record.....	47-26
NCAA Championships.....	One (1994)
Most recent NCAA Tournament appearance.....	2019

Team Information

2018-19 record.....	18-15
2018-19 ACC record.....	8-8
2019 ACC Tournament.....	Quarterfinals
(Beat Georgia Tech 80-73, Lost to Notre Dame 95-77)	
2019 NCAA Tournament.....	First Round
(Lost to California 92-72 in first round in Waco, Texas)	

Roster Breakdown

Starters returning.....	Three
Janelle Bailey (Jr., C, 16.7 ppg, 8.7 rpg)	
Taylor Koenen (Sr., G, 9.6 ppg, 6.9 rpg)	
Shayla Bennett (Sr., G, 11.2 ppg, 3.7 rpg)	
Letterwinners returning.....	10
Janelle Bailey (Jr., C, 16.7 ppg, 8.7 rpg)	
Shayla Bennett (Sr., G, 11.2 ppg, 3.7 rpg)	
Leah Church (Jr., 4.3 ppg, 0.9 rpg)	
Claudia Dickey (So., six games in 2018-19)	
Taylor Koenen (Sr., G, 9.6 ppg, 6.9 rpg)	
Jaelynn Murray (Jr., F, 1.8 ppg, 2.2 rpg)	
Liz Roberts (Sr., G, 5-8, two games in 2018-19)	
Olivia Smith (Sr., G, five games in 2018-19)	
Emily Sullivan (RS Jr., F, DNP in 2018-19, 2.1 ppg, 1.2 rpg in 2017-18)	
Naomi Van Nes (Sr., C, 0.9 ppg, 0.3 rpg)	
Newcomers.....	Five
Madinah Muhammad (Sr. G, redshirted last season after transferring)	
Kennady Tucker (Fr. G)	
Malu Tshitenge (Fr. F)	
Nia Daniel (Fr. G)	
Lexi Duckett (Fr. G)	

class to the world.

Banghart announced on Nov. 19 that five outstanding high school student-athletes have signed National Letters of Intent to join the North Carolina program. Deja Kelly, Anya Poole, Kennedy Todd-Williams, Alyssa Ustby and Ali Zelaya will join the Tar Heel roster in 2020, and Banghart isn't the only one touting their merits: as a group, the Carolina class was ranked 11th nationally and fourth in the Atlantic Coast Conference by ESPNW.

"My staff, team, and our entire Carolina Family are all so glad that this day is finally here," Banghart said. "The class of 2020 will always be extra special to us, as it's the first class we signed together here at North Carolina. We targeted these five very early on and we're beyond excited that they are now officially Tar Heels. All are eager to help us bring this program back to an elite level and all look forward to writing the first pages of our future."

"As a group, they bring a lot of everything to our roster. They bring versatility, length, talent, scoring ability, defensive toughness, speed, athleticism, a winning mentality, and an ability to play all five positions on the floor. They are winners, leaders, and proven teammates, and they will represent the North Carolina brand of broad-based excellence perfectly. We have high expectations for this class and they are eager to get started."

- UNC signee Deja Kelly was one of 24 high school players named to the 2020 McDonald's All-American Game roster. She's the first Tar Heel picked for the prestigious event since Janelle Bailey in 2017. Kelly has also been selected for the Jordan Brand Classic game.

Accolades for Bailey

- Junior Janelle Bailey was one of 20 top collegiate centers named to the 2020 Lisa Leslie Award Watch List. It's the second year in a row that Bailey has been part of the watch list. In February she was announced as a Top 10 Finalist, also for the second year in a row.

- Bailey was one of 30 players from across the nation and one of just four from the ACC named to the Preseason "Wade Watch" List, announced Nov. 6 by the Women's Basketball Coaches Association (WBCA).

- Bailey was named to the Preseason All-ACC Team for the second year in a row.

Lineup Notes

- Although there are three seniors in the starting lineup, Taylor Koenen is the only one who is in her fourth year in the program. Madinah Mohammad is in her first year playing for UNC after sitting out last season as a transfer. Shayla Bennett is in her second year with the Tar Heels after playing two years in junior college.

- Four players – Jaelynn Murray, Emily Sullivan, Naomi Van Nes and Olivia Smith – are sidelined while rehabilitating injuries.

- UNC reached the NCAA Tournament in 2019, ending a three-year drought, but the Tar Heels fell to California in a first-round game. No player on the current roster has won an NCAA Tournament game. (In program history, Carolina is 47-26 in NCAA postseason play.)

Captain Koenen

On Sept. 25, just before UNC's first official practice of the fall, Banghart gathered her players in the office conference room and announced that senior Taylor Koenen would serve as the team captain for 2019-20. As Banghart met with her players and talked to them about goals for the season, she also asked each one who should lead the team and Koenen was the common thread, mentioned by each player.

Koenen comes into the role with some experience: She represents her team on UNC's Student-Athlete Advisory Council and in 2018 she was one of three student-athletes selected to serve on the ACC Autonomy Committee. In that role, she attended the 2019 NCAA Convention in Orlando last January.

A business administration major, Koenen has been named to the All-ACC Academic Team in each of the last three years. After starting 12 of 31 games as a freshman, she started all 31 her sophomore year and all 33 last year. The Temple game on Nov. 28 was her 100th in a Tar Heel uniform.

A Number with Meaning

Junior Janelle Bailey announced the week the season started that she'll wear jersey No. 30 this year in honor of teammate Jaelynn Murray, who tore her ACL in the team's exhibition game and will miss the season. Murray will be listed as No. 44 this season and the two plan to switch back when Murray returns to the court.

The two came on their recruiting visit together and have been roommates since arriving on campus in the fall of 2017. Bailey got the idea to honor her friend shortly after the injury. "I just wanted to do something for her," Bailey said. "She's passionate about the team and really into the game. She makes everyone feel better. I wanted to do that for her."

"I was flabbergasted when I heard," Murray said. "Janelle and I have been close

UNC'S RECORD WHEN ...

	Overall	ACC			
Overall	16-11	7-9			
At home	11-4	5-3			
<i>W: WCU, Navy, CSU, Elon, Illinois, NC Central, Pitt, NC State, Miami, UVa, Clemson; L: Yale, Louisville, Virginia Tech, Syracuse</i>					
On the road	2-7	2-6			
<i>W: Virginia, Ga Tech; L: Alabama, Virginia Tech, FSU, NC State 2, Duke, BC, Wake</i>					
At a neutral site	3-0	0-0			
<i>W: Temple, Missouri, UNCW</i>					
Vs. ranked opponents	1-3	1-3			
<i>W: NC State; L: FSU, Louisville, NC State 2</i>					
Leading at the half	13-1	3-0			
<i>W: WCU, Navy, CSU, Elon, Temple, Missouri, Illinois, NC Central, UNCW, Pitt, Virginia, Virginia 2, Clemson; L: Alabama</i>					
Trailing at the half	3-10	3-9			
<i>W: NC State, Miami, Ga Tech; L: Yale, Virginia Tech, FSU, Louisville, NC State 2, Duke, Va Tech 2, Syracuse, BC, Wake</i>					
Tied at the half	0-0	0-0			
Leading after first quarter	12-3	1-2			
<i>W: WCU, Navy, CSU, Elon, Temple, Missouri, Illinois, NC Central, UNCW, Pitt, Virginia 2, Clemson; L: Alabama, FSU, BC</i>					
Trailing after first quarter	4-7	4-6			
<i>W: Virginia, NC State, Miami, NC State; L: Yale, Louisville, NC State 2, Duke, Va Tech 2, Syracuse, Wake</i>					
Tied after first quarter	0-1	0-1			
<i>L: Virginia Tech</i>					
Leading after third quarter	15-2	4-0			
<i>W: WCU, Navy, CSU, Elon, Temple, Missouri, Illinois, NC Central, UNCW, Pitt, Virginia, Miami, Ga Tech, Virginia 2, Clemson; L: Alabama, Yale</i>					
Trailing after third quarter	0-9	0-9			
<i>L: Virginia Tech, FSU, Louisville, NC State 2, Duke, Va Tech 2, Syracuse, BC, Wake</i>					
Tied after third quarter	1-0	1-0			
<i>W: NC State</i>					
Playing overtime	1-1	1-1			
<i>W: Ga Tech; L: Wake Forest</i>					
Shooting 50% or better	3-0	0-0			
<i>W: Navy, UNCW, Clemson</i>					
Shooting between 40-49%	10-3	5-3			
<i>W: WCU, Elon, Missouri, Illinois, NC Central, Virginia, NC State, Miami, Ga Tech, Virginia 2</i>					
<i>L: Louisville, NC State 2, BC</i>					
Shooting below 40%	3-8	1-6			
<i>W: Charleston Southern, Temple, Pitt; L: Alabama, Yale, Virginia Tech, FSU, Duke, Va Tech 2, Syracuse, Wake</i>					
Opponents shoot 50% or better	0-4	0-3			
<i>L: Alabama, FSU, BC, Wake</i>					
Opponent shoots between 40-49%	2-4	1-4			
<i>W: Missouri, Clemson; L: Virginia Tech, Louisville, Duke, Syracuse</i>					
Opponent shoots below 40%	14-3	6-2			
<i>W: WCU, Navy, Charleston Southern, Elon, Temple, Illinois, NC Central, UNCW, Pitt, Virginia, NC State, Miami, Ga Tech, Virginia 2; L: Yale, NC State 2, Va Tech 2</i>					
Carolina outrebounds its opponent	12-4	5-3			
<i>W: WCU, Navy, Charleston Southern, Elon, Illinois, NC Central, UNCW, Pitt, NC State, Miami, Ga Tech, Clemson; L: Yale, Virginia Tech, Duke, Wake</i>					
Carolina gets outrebounded	3-7	1-6			
<i>W: Temple, Missouri, Virginia; L: Alabama, FSU, Louisville, NC State 2, Va Tech 2, Syracuse, BC</i>					
Teams are tied in rebounding	1-0	1-0			
<i>W: Virginia 2</i>					
Carolina has 10 or more steals	5-1	3-1			
<i>W: WCU, NC Central, Virginia, Miami, Ga Tech; L: Syracuse</i>					
Carolina shoots 70% or better from FT	10-6	5-4			
<i>W: WCU, Elon, Illinois, UNCW, Pitt, NC State, Miami, Ga Tech, Virginia 2, Clemson; L: Alabama, Yale, Louisville, NC State 2, BC, Wake</i>					
UNC bench outscores opponent bench	5-1	1-0			
<i>W: WCU, Charleston Southern, NC Central, UNCW, Virginia; L: Yale</i>					
Bench points are tied	1-0	1-0			
<i>W: NC State</i>					
Scoring less than 50 points	0-0	0-0			
Scoring 50-59	0-1	0-1			
<i>L: Syracuse</i>					
Scoring 60-69	3-6	3-5			
<i>W: Virginia, NC State, Ga Tech; L: Yale, FSU, Louisville, NC State 2, Duke, Va Tech 2</i>					
Scoring 70-79	5-4	3-3			
<i>W: Elon, Temple, Pitt, Miami, Virginia 2; L: Alabama, Virginia Tech, BC, Wake</i>					
Scoring 80-89	6-0	1-0			
<i>W: Navy, Charleston Southern, Missouri, Illinois, UNCW, Clemson</i>					
Scoring 90-99	2-0	0-0			
<i>W: WCU, NC Central</i>					
Scoring 100 points or more	0-0	0-0			
Allowing 50 points or less	4-0	1-0			
<i>W: Navy, Elon, UNCW, Virginia</i>					
Allowing 51-59 points	5-0	1-0			
<i>W: WCU, Charleston Southern, Temple, NC Central, Miami</i>					
Allowing 60-69 points	6-1	4-0			
<i>W: Missouri, Illinois, Pitt, NC State, Ga Tech, UVa 2; L: Yale</i>					
Allowing 70-79 points	1-7	1-7			
<i>W: Clemson; L: Virginia Tech, FSU, Louisville, NC State 2, Duke, Va Tech 2, Syracuse</i>					
Allowing 80-89 points	0-2	0-1			
<i>L: Alabama, Wake</i>					
Allowing 90 points or more	0-1	0-1			
<i>L: BC</i>					
Margin is 1-4 points	0-2	0-1			
<i>L: Yale, Wake</i>					
Margin is 5-9 points	3-5	3-4			
<i>W: Pitt, NC State, Ga Tech; L: Alabama, Virginia Tech, Louisville, NC State 2, Va Tech 2</i>					
Margin is 10 points or more	13-4	4-4			
<i>W: WCU, Navy, Charleston Southern, Elon, Temple, Missouri, Illinois, NC Central, UNCW, Virginia, Miami, Virginia 2, Clemson; L: FSU, Duke, Syracuse, BC</i>					
One Tar Heel in double figures	0-0	0-0			
Two Tar Heels in double figures	0-3	0-2			
<i>L: Yale, NC State 2, Duke</i>					
Three Tar Heels double figures	6-4	5-4			
<i>W: NC Central, Pitt, NC State, Miami, Virginia 2, Clemson; L: FSU, Louisville, Va Tech 2, Syracuse</i>					
Four or more Tar Heels in double figures	10-4	2-3			
<i>W: WCU, Navy, Charleston Southern, Elon, Temple, Missouri, Illinois, UNCW, Virginia, Ga Tech; L: Alabama, Virginia Tech, BC, Wake</i>					
In November	6-0	0-0			
<i>W: WCU, Navy, Charleston Southern, Elon, Temple, Missouri</i>					
In December	4-2	1-0			
<i>W: Illinois, NC Central, UNCW, Pitt; L: Alabama, Yale</i>					
In January	5-4	5-4			
<i>W: Virginia, NC State, Miami, Ga Tech, Virginia 2; L: Virginia Tech, FSU, Louisville, NC St 2</i>					
In February	1-5	1-5			
<i>W: Clemson; L: Duke, Va Tech 2, Syracuse, BC, Wake</i>					
In March	0-0	0-0			

for a couple years now – the bond has just gotten stronger and stronger over the years. To know that she'll honor me this way is very meaningful.”

Bailey has worn jersey No. 44 since she was a freshman at Providence Day School in Charlotte. She started wearing it in honor of her older sister, Gigi, who also wore the number before she stopped playing basketball.

Murray played in 30 games last year and started two. She was expected to be a valuable piece of the Tar Heels' puzzle this season, and after her injury, that remains true.

“Jaelynn is the heart of the team,” UNC coach Courtney Banghart said. “The consistency with which she brings positive energy is remarkable.

She's one of those players who can help you almost as much off the court as she can on. I feel horrible for her, but I'm grateful that her impact is so other-centered that she'll still be able to help us and be a part of the team."

Player Notes

- A video of junior guard Leah Church hitting three long-range shots in her driveway with her back to the basket went viral in August. Church's tweet made the Today show, among many other outlets, and the video, shot by her mom, has been viewed more than 1 million times.
- Senior guard Liz Roberts was awarded a scholarship during the preseason. The exercise and sport science major from Chapel Hill (Durham Academy) received another big honor in November when she was one of 162 UNC students inducted into Phi Beta Kappa honorary society. There ceremony took place on the afternoon of Nov. 6, and practice wrapped up early enough for both Roberts and coach Courtney Banghart to attend.
- Freshman forward Malu Tshitenge has made an immediate impact for the Tar Heels, but perhaps that's to be expected, as impact runs in the family: her uncle is Hall of Fame center Dikembe Mutombo.
- In May, junior Janelle Bailey played at the USA Basketball Women's 3x3 National Championship in Las Vegas, where her team finished as the runner-up.
- Bailey won a gold medal at the 2017 FIBA 3x3 U18 World Cup and later was named USA Basketball's 2017 Female Athlete of the Year.
- Shayla Bennett is playing in jersey No. 22 this year after wearing No. 0 as a junior and No. 24 when she was in junior college. The switch is a return to the number she wore in high school and considers her favorite.
- "It's something that symbolizes family for me," she said. "I don't feel like myself without this number."
- No. 22 has deep roots for Bennett. Her brother, Carrio Bennett, wore the number at South Carolina State and her father, John Bennett, wore it at Berea High School.

UNC vs. Notre Dame – Last Season

OFFICIAL BASKETBALL BOX SCORE
 Notre Dame vs North Carolina
 Sun, Jan 27, 2019 2:00 PM Carmichael Arena

Notre Dame 19-2, 6-1 ACC													
No Name	Total FG FGA	3-Pt FG FGA	FT FTA	Rebounds			PF	TP	A	TO	BLK	S	Min
	FG FGA	FG FGA	FT FTA	OF	DF	TOT							
11 Turner, Brianna	f 7 9	0 0	5 6	1	5	6	3	19	0	7	3	1	3
32 Shepard, Jessica	f 8 13	0 0	3 3	2	6	8	1	19	4	4	0	1	3
03 Mabrey, Marina	g 7 11	4 6	2 2	0	5	5	4	20	4	4	0	0	3
12 Prohaska, Abby	g 0 0	0 0	0 0	0	3	3	1	0	1	1	0	0	0
24 Ogunbowale, Arike	g 5 21	1 7	2 4	2	5	7	2	13	5	2	0	1	4
00 Nixon, Jordan	1 3	0 1	0 0	0	2	2	3	2	4	1	0	1	3
30 Vaughn, Mikayla	0 0	0 0	0 0	0	1	1	2	0	0	1	1	0	0
33 Patterson, Danielle	0 0	0 0	0 0	0	0	0	0	0	0	0	0	0	0
Team				0	3	3		0		0			
Totals	28 57	5 14	12 15	5 30	35	16	73	18	20	4	4	4	20
Total FG%	1st Half: 15-29 (51.7)	2nd: 13-28 (46.4)	Game: 28-57 (49.1)		Deadball Rebounds								
3 PT FG%	1st Half: 3-8 (37.5)	2nd: 2-6 (33.3)	Game: 5-14 (35.7)										
FT%	1st Half: 3-4 (75.0)	2nd: 9-11 (81.8)	Game: 12-15 (80.0)										

North Carolina 12-9, 3-4 ACC													
No Name	Total FG FGA	3-Pt FG FGA	FT FTA	Rebounds			PF	TP	A	TO	BLK	S	Min
	FG FGA	FG FGA	FT FTA	OF	DF	TOT							
44 Bailey, Janelle	c 7 17	0 2	2 4	2	6	8	4	16	0	2	1	1	3
01 Koenen, Taylor	g 2 5	0 0	0 1	1	6	7	4	4	2	1	0	3	3
05 Watts, Stephanie	g 6 13	5 10	2 2	0	5	5	3	19	1	3	3	3	4
22 Kea, Paris	g 11 17	5 8	3 5	0	3	3	3	30	10	4	0	3	3
00 Bennett, Shayla	g 2 11	0 5	2 2	1	1	2	0	6	3	2	0	1	2
20 Church, Leah	1 2	1 2	0 0	0	3	3	2	3	1	0	1	0	1
04 Jones, Jocelyn	0 0	0 0	0 0	0	0	0	0	0	0	0	0	0	0
30 Murray, Jaelynn	0 0	0 0	0 0	0	0	0	0	0	0	0	0	0	0
Team				2	1	3		0		0			
Totals	29 65	11 27	9 14	6 25	31	16	78	17	12	5	11	11	20
Total FG%	1st Half: 15-33 (45.5)	2nd: 14-32 (43.8)	Game: 29-65 (44.6)		Deadball Rebounds								
3 PT FG%	1st Half: 4-12 (33.3)	2nd: 7-15 (46.7)	Game: 11-27 (40.7)										
FT%	1st Half: 0-1 (0.0)	2nd: 9-14 (64.3)	Game: 9-14 (64.3)										

Officials: Joseph Vaszily, Mark Hardcastle, Timothy Bryant
 Technicals: Notre Dame-None North Carolina-None
 Attendance: 4704

Scoring By Periods	1	2	3	4	Total
Notre Dame	19	17	17	20	73
North Carolina	18	16	28	16	78

Notes: Attendance based on tickets distributed

Other Stats	NC	ND
Bigest/Least (1st time - number of times)	10 (P-49/19-1)	6 (P-14/35-2)
Shots in the Paint	152/8=30%	215/8=42%
Points Off Turnovers	21	7
Points Off Offensive Rebounds	2	6
Fast Break Points	18	14
1st Shot Bonus FT	0/0	0/0
Longest FG Drought (Periods-Times)	5/6 (P-4/1000-415)	3/7 (P-1/435-128)
Bench Points	3	2

Official Basketball Box Score – Game Totals – Final Statistics
North Carolina vs Notre Dame
 03/08/19 2:00 pm at the Greensboro Coliseum - Greensboro, NC

North Carolina 77 • 18-14 (8-8 ACC)													
## Player	Total FG-FGA	3-Ptr FG-FGA	FT-FTA	Rebounds			PF	TP	A	TO	BLK	Stl	Min
	FG-FGA	FG-FGA	FT-FTA	Off	Def	Tot							
44 Bailey, Janelle	c 8-13	0-0	3-5	3	7	10	3	19	1	2	0	1	38
00 Bennett, Shayla	g 7-13	3-5	0-0	1	1	2	1	17	5	1	0	0	40
01 Koenen, Taylor	g 3-8	0-1	2-2	2	4	6	3	8	5	3	0	1	31
20 Church, Leah	g 0-2	0-2	0-0	0	0	0	1	0	0	0	0	0	13
22 Kea, Paris	g 10-19	5-10	2-2	0	1	1	1	27	2	1	2	1	39
04 Jones, Jocelyn	2-7	0-1	0-0	1	0	1	5	4	1	1	1	1	28
10 Dickey, Claudia	0-0	0-0	0-0	0	0	0	0	0	0	0	0	0	1
30 Murray, Jaelynn	1-1	0-0	0-0	1	2	3	3	2	1	3	0	0	8
34 Van Nes, Naomi	0-0	0-0	0-0	0	0	0	0	0	0	0	0	0	2
Team				1	1	2							
Totals	31-63	8-19	7-9	9	16	25	17	77	15	11	3	4	200
1st - FG %:	7-16 43.8%	2nd: 9-14 64.3%	3rd: 9-16 56.3%	4th: 6-17 35.3%	Game: 31-63 49.2%		Deadball Rebounds						
3FG %:	2-6 33.3%	2-4 50.0%	2-3 66.7%	2-6 33.3%	8-19 42.1%								
FT %:	0-0 0.0%	2-2 100.0%	1-3 33.3%	4-4 100.0%	7-9 77.8%								

Notre Dame 95 • 28-3 (14-2 ACC)													
## Player	Total FG-FGA	3-Ptr FG-FGA	FT-FTA	Rebounds			PF	TP	A	TO	BLK	Stl	Min
	FG-FGA	FG-FGA	FT-FTA	Off	Def	Tot							
11 Turner, Brianna	f 11-15	0-0	2-3	4	6	10	1	24	1	0	1	2	31
32 Shepard, Jessica	f 7-9	0-0	0-0	1	5	6	2	14	4	4	0	1	30
03 Mabrey, Marina	g 3-8	1-5	0-0	1	2	3	1	7	5	3	0	1	30
05 Young, Jackie	g 7-11	1-1	4-4	2	5	7	2	19	9	2	0	1	32
24 Ogunbowale, Arike	g 11-23	5-9	1-2	2	2	4	1	28	4	1	0	3	34
00 Nixon, Jordan	0-0	0-0	0-0	0	0	0	0	0	0	0	0	0	4
12 Prohaska, Abby	0-1	0-0	0-2	1	0	1	1	0	0	0	0	1	16
30 Vaughn, Mikayla	1-2	0-0	0-0	0	1	1	0	2	0	1	0	0	4
33 Patterson, Danielle	0-0	0-0	1-2	0	1	1	1	1	0	0	0	1	17
40 Butler, Maureen	0-0	0-0	0-0	0	0	0	0	0	0	0	0	0	2
Team				3	1	4							
Totals	40-69	7-15	8-13	14	23	37	9	95	23	11	1	10	200
1st - FG %:	12-19 63.2%	2nd: 8-16 50.0%	3rd: 9-17 52.9%	4th: 11-17 64.7%	Game: 40-69 58.0%		Deadball Rebounds						
3FG %:	1-5 20.0%	3-5 60.0%	0-1 0.0%	3-4 75.0%	7-15 46.7%								
FT %:	0-0 0.0%	1-3 33.3%	7-8 87.5%	0-2 0.0%	8-13 61.5%								

Officials: Denise Brooks, Tiara Cruse, Talisa Green
 Technical fouls: North Carolina-None, Notre Dame-None.

Attendance: 4024

2019 ACC Women's Tournament - Quarterfinal 2

#1-seed Notre Dame advances to face #5-seed Syracuse, Saturday at 12 Noon ET

Score by periods	1st	2nd	3rd	4th	Total	Points	In Paint	Off T/O	2nd Chance	Fast Break	Bench
North Carolina	16	22	21	18	77	NC	30	15	10	4	6
Notre Dame	25	20	25	25	95	ND	54	13	15	14	3

Last FG - NC 4th-00:04, ND 4th-01:01.
 Largest lead - NC by 2 1st-05:01, ND by 23 4th-04:28.
 NC led for 02:51, ND led for 36:26, Game was tied for 00:43.

Score tied - 2 times.
 Lead changed - 8 times.

SEASON/CAREER HIGHS

#1 Taylor Koenen 2019-20 Career

Points..... 26 vs. Clemson, 2/2/20 26 vs. Clemson, 2/2/20
 Rebounds 11, 2x; last vs. NC State, 1/9/20 15 vs. Boston College, 2/21/19
 FG 11 vs. Clemson, 2/2/20 11 vs. Clemson, 2/2/20
 FGA 19 vs. Wake Forest, 2/23/20 19 vs. Wake Forest, 2/23/20
 3FG 6 vs FSU, 1/2/20 6 vs FSU, 1/2/20
 3FGA 10 vs FSU, 1/2/20 10 vs FSU, 1/2/20
 FT 11 vs. Wake Forest, 2/23/20 11 vs. Wake Forest, 2/23/20
 FTA 14 vs. Wake Forest, 2/23/20 14 vs. Wake Forest, 2/23/20
 Assists 6, 3x, last vs. Clemson, 2/2/20 8, 2x; last vs. Syracuse, 2/22/18
 Steals 5 vs. Miami, 1/16/20 5 vs. Miami, 1/16/20
 Blocks 2, 4x; last vs. Clemson, 2/2/20 3, 4x; last at Pitt, 2/14/19
 Minutes 45 vs. Ga Tech, 1/23/20 45, 2x; last vs. Ga Tech, 1/23/20

#3 Madinah Muhammad 2019-20 Career

Points..... 24 vs. Missouri, 11/29/19 31 vs. Tennessee, 1/25/18
 Rebounds 8 vs. Pitt, 12/30/19 8, 2x; last vs. Pitt, 12/30/19
 FG 10 vs. Wake Forest, 2/23/20 11, 2x; last vs. Ark St., 12/2/17
 FGA 26 vs. Wake Forest, 2/23/20 26 vs. Wake Forest, 2/23/20
 3FG 6 vs. Missouri, 11/29/19 7 vs. Tennessee, 1/25/18
 3FGA 13 vs. CSU, 11/15/19 13, 3x; last vs. CSU, 11/15/19
 FT 8 vs. Alabama, 12/15/19 12 vs. Troy, 11/21/17
 FTA 9, 2x; last vs. Alabama, 12/15/19 13 vs. Troy, 11/21/17
 Assists 5 vs. CSU, 11/15/19 9, 2x; last vs. Florida, 1/7/18
 Steals 3, 2x; last vs. Syracuse, 2/13/20 7 vs. Southeastern La., 11/11/16
 Blocks 1, 4x; last vs. BC, 2/16/20 1, numerous occasions
 Minutes 42 vs. Wake Forest, 2/23/20 42 vs. Wake Forest, 2/23/20

#4 Kennedy Tucker 2019-20 Career

Points..... 7, 2x; last vs. Pitt, 12/30/19 Same
 Rebounds 5, 2x; last vs. Va Tech, 1/5/20 Same
 FG 3 vs. Pitt, 12/30/19 Same
 FGA 5, 4x; last vs. BC, 2/16/20 Same
 3FG 1, 3x; last vs. Pitt, 12/30/19 Same
 3FGA 2, 2x; last vs. BC, 2/16/20 Same
 FT 4 vs. NC Central, 12/8/19 Same
 FTA 5 vs. Miami, 1/16/20 Same
 Assists 5 vs. Clemson, 2/2/20 Same
 Steals 2, 5x; last vs. Louisville, 1/19/20 Same
 Blocks 0 Same
 Minutes 28 vs. Pitt, 12/30/19 Same

#11 Emily Sullivan 2019-20 Career

Points..... 9 vs. NC Central, 12/8/19 12 vs. Alabama State, 11/11/16
 Rebounds 9 vs. NC Central, 12/8/19 9 vs. NC Central, 12/8/19
 FG 3 vs. NC Central, 12/8/19 5, 2x; last vs. Radford, 11/16/17
 FGA 4 vs. NC Central, 12/8/19 9 vs. Alabama State, 11/11/16
 3FG 0 0
 3FGA 0 0
 FT 3 vs. NC Central, 12/8/19 4 vs. Clemson, 1/11/18
 FTA 6 vs. NC Central, 12/8/19 6 vs. Clemson, 1/11/18
 Assists 2 vs. NC Central, 12/8/19 2 vs. NC Central, 12/8/19
 Steals 0 2 vs. Alabama State, 11/11/16
 Blocks 3 vs. NC Central, 12/8/19 5 vs. Syracuse, 3/2/17
 Minutes 14 vs. NC Central, 12/8/19 28 vs. Syracuse, 3/2/17

#14 Liz Roberts 2019-20 Career

Points..... 2 vs. UNCW, 12/20/19 3 vs. Presbyterian, 12/5/17
 Rebounds 1 vs. CSU, 11/15/19 2 vs. Radford, 11/16/17
 FG 0 1 vs. Presbyterian, 12/5/17
 FGA 0, 1, 3x; last vs. Presbyterian, 12/5/17 0, 1, 3x; last vs. Presbyterian, 12/5/17
 3FG 0 1 vs. Presbyterian, 12/5/17
 3FGA 0, 1, 3x; last vs. Presbyterian, 12/5/17 0, 1, 3x; last vs. Presbyterian, 12/5/17
 FT 1 vs. NC Central, 12/8/19 2 vs. SC State, 12/30/16
 FTA 2 vs. NC Central, 12/8/19 2, 2x; last vs. NC Central, 12/8/19
 Assists 0 1, 2x; last vs. SC State, 12/30/16
 Turnovers 0 2 at NC State, 2/23/17
 Steals 1 vs. WCU, 11/7/19 1, 2x; last vs. NC Central, 12/8/19
 Blocks 0 0
 Minutes 3 vs. NC Central, 12/8/19 5 vs. Coppin State, 12/28/16

#20 Leah Church 2019-20 Career

Points..... 13 vs. Illinois, 12/5/19 20 vs. Georgia Tech, 3/7/19
 Rebounds 7 vs. Yale, 12/28/19 7 vs. Yale, 12/28/19
 FG 4, 2x; last vs. BC, 2/16/20 6, 2x; last vs. Ga Tech, 3/7/19
 FGA 10 vs. CSU, 11/15/19 13 vs. Duke, 1/21/18
 3FG 4 vs. Illinois, 12/5/19 6 vs. Georgia Tech, 3/7/19
 3FGA 10 vs. CSU, 11/15/19 11, 2x; last at Duke, 3/3/19
 FT 6 vs. Va Tech, 2/9/20 6 vs. Va Tech, 2/9/20
 FTA 7 vs. Va Tech, 2/9/20 7 vs. Va Tech, 2/9/20
 Assists 2, 2x; last vs. Louisville, 1/19/20 3 vs. Virginia, 2/17/19
 Steals 2, 2x; last vs. Illinois, 12/5/19 2, 6x; last vs. Louisville, 1/19/20
 Blocks 0 1, 3x; last at Pitt, 2/14/19
 Minutes 26 vs. BC, 2/16/20 37 vs. Georgia Tech, 3/7/19

#21 Malu Tshitenge 2019-20 Career

Points..... 19, 2x; last vs. UNCW, 12/20/19 Same
 Rebounds 16 vs. CSU, 11/15/19 Same
 FG 8, 2x; last vs. Virginia, 1/30/20 Same
 FGA 13 vs. CSU, 11/15/19 Same
 3FG 0 Same
 3FGA 0 Same
 FT 8 vs. NC Central, 12/8/19 Same
 FTA 10 vs. NC Central, 12/8/19 Same
 Assists 4 vs. Virginia, 1/30/20 Same
 Steals 2, 3x; last vs. Ga Tech, 1/23/20 Same
 Blocks 2, 2x; Last vs. Syracuse, 2/13/20 Same
 Minutes 41 vs. Ga Tech, 1/23/20 Same

#22 Shayla Bennett 2019-20 Career

Points..... 26 vs. Va Tech, 1/5/20 26 vs. Va Tech, 1/5/20
 Rebounds 10 vs. CSU, 11/15/19 10 vs. CSU, 11/15/19
 FG 9, 3x; last vs. NC State, 1/9/20 9, 3x; last vs. NC State, 1/9/20
 FGA 24 vs. Yale, 12/28/19 24 vs. Yale, 12/28/19
 3FG 4 vs. Va Tech, 1/5/20 4, 2x; last vs. Va Tech, 1/5/20
 3FGA 9 vs. Va Tech, 1/5/20 9 vs. Va Tech, 1/5/20
 FT 10 vs. NC State, 1/26/20 10 vs. NC State, 1/26/20
 FTA 12 vs. NC State, 1/26/20 12 vs. NC State, 1/26/20
 Assists 10, 2x; last vs. Illinois, 12/5/19 10, 3x; last vs. Illinois, 11/15/19
 Steals 5 vs. Duke, 2/6/20 5, 2x; last vs. Duke, 2/6/20
 Blocks 1, 3x; last vs. Virginia, 1/2/20 3 vs. Virginia, 2/17/19
 Minutes 45 vs. Ga Tech, 1/23/20 45 vs. Ga Tech, 1/23/20

#30 Janelle Bailey 2019-20 Career

Points..... 28 vs. Miami, 1/16/20 31 vs. Boston College, 2/21/19
 Rebounds 17 vs. Virginia, 1/30/20 19 at Wake Forest, 1/14/18
 FG 10 vs. Virginia, 1/30/20 12, 2x; last vs. BC, 2/21/19
 FGA 20, 2x; last vs. Yale, 12/28/19 20 at Virginia, 1/25/18
 3FG 2 vs. NC State, 1/9/20 3 vs. Rice, 12/18/18
 3FGA 4 vs. NC State, 1/9/20 6 vs. Rice, 12/18/18
 FT 10, 2x; last vs. Ga Tech, 1/23/20 10, 2x; last vs. Ga Tech, 1/23/20
 FTA 12 vs. Temple, 11/28/19 13 vs. Howard, 12/28/18
 Assists 4, Va Tech, 1/5/20 4, Va Tech, 1/5/20
 Steals 3, 3x; last vs. Ga Tech, 1/23/20 3, 3x; last vs. Ga Tech, 1/23/20
 Blocks 3, 4x; last vs. Syracuse, 2/13/20 5 vs. Minnesota, 11/29/17
 Minutes 45 vs. Ga Tech, 1/23/20 45 vs. Ga Tech, 1/23/20

#32 Nia Daniel 2019-20 Career

Points..... 8 vs. Yale, 12/28/19 Same
 Rebounds 3, 2x; last vs. Wake, 2/23/20 Same
 FG 4 vs. Yale, 12/28/19 Same
 FGA 8 vs. Yale, 12/28/19 Same
 3FG 1 vs. Charleston So., 11/15/19 Same
 3FGA 4 vs. WCU, 11/7/19 Same
 FT 3 vs. Alabama, 12/15/19 Same
 FTA 4, 2x; last vs. Alabama, 12/15/19 Same
 Assists 1, 3x; last vs. Alabama, 12/15/19 Same
 Steals 1, 3x; last vs. Alabama, 12/15/19 Same
 Blocks 1, 4x; last vs. Clemson, 2/2/20 Same
 Minutes 22 vs. Wake, 2/23/20 Same

#33 Lexi Duckett 2019-20 Career

Points..... 6 vs. NC Central, 12/8/19 Same
 Rebounds 4 vs. Illinois, 12/5/19 Same
 FG 2, 2x; last vs. UNCW, 12/20/19 Same
 FGA 6 vs. NC Central, 12/8/19 Same
 3FG 1 vs. NC Central, 12/8/19 Same
 3FGA 3 vs. NC Central, 12/8/19 Same
 FT 1, 2x; last vs. NC Central, 12/8/19 Same
 FTA 2, 2x; last vs. NC Central, 12/8/19 Same
 Assists 1 vs. Navy, 11/11/19 Same
 Steals 2 vs. NC Central, 12/8/19 Same
 Blocks 0 Same
 Minutes 17 vs. NC Central, 12/8/19 Same

2019-20 UNC WOMEN'S BASKETBALL ROSTER

#	Player	Pos.	Ht.	Cl.	Hometown (High School/Previous College)
1	Taylor Koenen	G	6-2	Sr.	Savage, Minn. (Shakopee)
3	Madinah Muhammad	G	5-8	R-Sr.	Chicago, Ill. (Whitney Young/Ole Miss)
4	Kennady Tucker	G	5-10	Fr.	Little Rock, Ark. (North Little Rock)
5	Ariel Young	G	6-1	So.	Tallahassee, Fla. (Lincoln/Michigan)
11	Emily Sullivan	F	6-4	R-Jr.	Evansville, Ind. (Reitz Memorial)
14	Liz Roberts	G	5-8	Sr.	Chapel Hill, N.C. (Durham Academy)
15	Olivia Smith	G	6-0	Sr.	Raleigh, N.C. (Cardinal Gibbons)
20	Leah Church	G	5-8	Jr.	Purlear, N.C. (Forest Trail Academy)
21	Malu Tshitenge	F	6-3	Fr.	Germantown, Md. (St. John's College)
22	Shayla Bennett	G	5-9	Sr.	Piedmont, S.C. (Christ Church School)
30	Janelle Bailey	C	6-4	Jr.	Charlotte, N.C. (Providence Day School)
32	Nia Daniel	G	5-10	Fr.	Charlotte, N.C. (Hickory Ridge)
33	Lexi Duckett	G	5-11	Fr.	Daytona Beach, Fla. (Father Lopez)
34	Naomi Van Nes	C	6-6	Sr.	Dorchester, England (Hamden Country Day)
44	Jaelynn Murray	F	6-2	Jr.	Columbia, S.C. (Dreher)

Staff

Head Coach: Courtney Banghart

Assistant Coach/Recruiting Coordinator: Carrie Moore

Assistant Coaches: Tim Taylor, Joanne Aluka-White

Director of Operations: Meghin Williams

Director of Player Personnel, Development & Recruiting Operations: Daniel Metzfeld

Director of Scouting and Video Operations: Jessica Imhof

Director of Outreach, Alumni and Administration: Tori Niemann

By Class

Seniors

Bennett
Koenen
Muhammad
Roberts
Smith
Van Nes

Juniors

Bailey
Church
Murray
Sullivan

Sophomore

Young

Freshmen

Daniel
Duckett
Tshitenge
Tucker

Alphabetically

30 Janelle Bailey
22 Shayla Bennett
20 Leah Church
32 Nia Daniel
33 Lexi Duckett
1 Taylor Koenen
3 Madinah Muhammad
44 Jaelynn Murray
14 Liz Roberts
15 Olivia Smith
11 Emily Sullivan
21 Malu Tshitenge
4 Kennady Tucker
34 Naomi Van Nes
5 Ariel Young

Pronunciations

Joanne Aluka-White: uh-LEW-kah

Courtney Banghart: BANG-hart

Leah Church: LEE-uh

Nia Daniel: NEE-uh

Taylor Koenen: KOO-nen

Jaelynn Murray: JAY-lin

Malu Tshitenge: mah-LOO chi-TEN-gay

2019-20 NORTH CAROLINA WOMEN'S BASKETBALL



#1 TAYLOR KOENEN
(COO-nen)
Senior • Guard • 6-2
Savage, Minn. (Shakopee HS)



#3 MADINAH MUHAMMAD
(muh-DEE-nuh)
RS Senior • Guard • 5-8
Chicago, Ill.
(Whitney Young HS/Ole Miss)



#4 KENNADY TUCKER
Freshman • Guard • 5-10
Little Rock, Ark.
(North Little Rock HS)




#11 EMILY SULLIVAN
RS Junior • Forward • 6-4
Evansville, Ind.
(Reitz Memorial HS)



#14 LIZ ROBERTS
Senior • Guard • 5-9
Chapel Hill, N.C.
(Durham Academy)




#15 OLIVIA SMITH
Senior • Guard • 6-0
Raleigh, N.C.
(Cardinal Gibbons HS)



#20 LEAH CHURCH
Junior • Guard • 5-8
Purlear, N.C.
(Forest Trail Academy)



#21 MALU TSHITENGE
(muh-LOO chi-TEN-gay)
Freshman • Forward • 6-3
Germantown, Md.
(St. John's College HS)



#22 SHAYLA BENNETT
Senior • Guard • 5-9
Piedmont, S.C.
(Christ Church School)




#30 JANELLE BAILEY
Junior • Center • 6-4
Charlotte, N.C.
(Providence Day School)




#32 NIA DANIEL
(NEE-uh)
Freshman • Guard • 5-10
Charlotte, N.C. (Hickory Ridge HS)



#33 LEXI DUCKETT
Freshman • Guard • 5-11
Daytona Beach, Fla.
(Father Lopez HS)



#34 NAOMI VAN NES
Senior • Center • 6-6
Dorchester, England
(Hamden Hall Country Day School)



#44 JAELYNN MURRAY
Junior • Forward • 6-2
Columbia, S.C.
(Dreher HS)



COURTNEY BANGHART
(BANG-hart)
Head Coach
1st Season



CARRIE MOORE
Assistant Coach/
Recruiting Coordinator
1st Season



JOANNE ALUKA-WHITE
(uh-LOO-kah)
Assistant Coach
1st Season



TIM TAYLOR
Assistant Coach
1st Season



MEGHIN WILLIAMS
Director of Operations
1st Season

Game-By-Game Leaders

Date	Opponent	Result	Points	Rebounds	Assists	Minutes
Nov. 7	Western Carolina	W, 92-55	Bailey-21	Bailey-10	Bennett-6	Tshitenge-32
Nov. 11	Navy	W, 80-40	Koenen-21	Bailey-15	Bennett-4	Tshitenge-31
Nov. 15	Charleston So.	W, 85-54	Koenen-16	Tshitenge-16	Bennett-10	Tshitenge-33
Nov. 22	Elon	W, 76-46	Tshitenge-18	Tshitenge-10	Bennett, Muhammad-2	Muhammad-31
Nov. 28	Temple	W, 71-58	Muhammad-20	Bailey, Tshitenge-11	Bailey, Koenen-3	Bennett-39
Nov. 29	Missouri	W, 82-69	Muhammad-24	Koenen-8	Bennett-7	Two players-40
Dec. 5	Illinois	W, 85-60	Koenen-23	Bailey, Koenen-11	Bennett-10	Koenen-35
Dec. 8	NC Central	W, 92-53	Bailey-19	Bailey-12	Muhammad, Bennett-5	Tshitenge-33
Dec. 15	Alabama	L, 83-77	Muhammad-20	Bailey-11	Bennett-6	Koenen-38
Dec. 20	UNCW	W, 85-45	Tshitenge-19	Bailey-15	Bailey, Koenen-4	Tshitenge-30
Dec. 28	Yale	L, 66-63	Bennett-25	Bailey-16	Bennett-7	Bailey-39
Dec. 30	Pitt	W, 70-62	Muhammad-20	Koenen, Tshitenge-9	Bennett, Koenen-4	Koenen-38
Jan. 2	Virginia	W, 65-47	Bailey-16	Koenen, Bennett-7	Koenen-6	Bennett-39
Jan. 5	Virginia Tech	L, 76-70	Bennett-26	Bailey-9	Koenen-6	Bennett-40
Jan. 9	NC State	W, 66-60	Bennett-20	Koenen-11	Koenen, Muhammad-3	Two players-40
Jan. 12	Florida State	L, 78-64	Koenen-22	Bailey, Tshitenge-7	Bailey-5	Koenen-40
Jan. 16	Miami	W, 78-58	Bailey-28	Bailey-15	Bennett-7	Bennett-38
Jan. 19	Louisville	L, 74-67	Koenen, Muhammad-17	Bailey, Koenen-8	Bennett, Bailey-3	Koenen-40
Jan. 23	Georgia Tech	W, 67-60 OT	Bailey-20	Bailey-11	Bennett-8	Three players-45
Jan. 26	NC State	L, 76-68	Bennett-24	Tshitenge-8	Bennett-8	Bennett-40
Jan. 30	Virginia	W, 78-68	Bailey-23	Bailey-17	Bennett-6	Bennett-38
Feb. 2	Clemson	W, 86-72	Koenen-26	Bailey-9	Bennett-8	Koenen-36
Feb. 6	Duke	L, 71-61	Bennett-19	Bailey-13	Bennett-3	Three players-40
Feb. 9	Virginia Tech	L, 72-63	Koenen-19	Koenen-10	Bennett-6	Bennett-40
Feb. 13	Syracuse	L, 74-56	Muhammad-19	Tshitenge-11	Bennett-6	Bennett-39
Feb. 16	Boston College	L, 93-75	Bennett-17	Bennett-9	Four players-2	Bennett-39
Feb. 23	Wake Forest	L, 82-79 OT	Muhammad-21	Koenen-11	Bennett-5	Bennett-45

SPECIALTY STATS

	Pts in paint	Pts off turnover	Second chance	Fast Break	Bench
UNC	44	28	27	16	12
WCU	16	4	5	4	8
UNC	38	18	17	8	11
Navy	12	6	4	5	28
UNC	24	21	28	9	21
Charleston So.	18	4	10	2	14
UNC	26	20	18	3	11
Elon.	16	10	7	4	21
UNC	22	15	10	14	0
Temple	38	10	4	9	33
UNC	18	16	7	12	0
Missouri	38	6	16	5	33
UNC	28	21	22	10	20
Illinois	22	22	10	11	37
UNC	40	23	25	13	26
NC Central	24	9	6	4	21
UNC	32	14	15	11	8
Alabama	52	7	7	8	36
UNC	40	17	21	2	15
UNCW	16	9	6	2	11
UNC	30	8	21	6	14
Yale	30	15	4	19	8
UNC	24	9	20	4	7
Pitt	28	18	11	13	22
UNC	34	22	12	11	8
UVa	34	7	4	11	0
UNC	32	7	13	6	0
Va Tech	36	16	5	8	19

	Pts in paint	Pts off turnover	Second chance	Fast Break	Bench
UNC	24	8	9	7	3
NC State	18	10	7	7	3
UNC	22	10	11	6	9
FSU	34	12	7	3	20
UNC	34	21	10	10	11
Miami	20	5	5	10	16
UNC	30	16	7	8	11
Louisville	38	16	10	10	17
UNC	30	14	8	15	0
Ga Tech	32	10	8	4	5
UNC	28	13	5	9	5
NC State	28	15	17	14	8
UNC	32	17	15	16	9
Virginia	24	16	12	27	16
UNC	30	16	14	11	5
Clemson	30	8	11	3	24
UNC	20	12	23	10	5
Duke	28	17	3	12	17
UNC	26	9	8	10	9
Va Tech	28	11	15	6	10
UNC	24	15	14	11	4
Syracuse	24	11	12	4	18
UNC	22	10	8	6	11
BC	46	12	12	9	18
UNC	32	22	12	17	8
Wake	46	10	10	8	10

UNC highs

PIP: 44 WCU
PoTO: 28 WCU
2nd: 28 CSU
FB: 17 Wake
Bench: 26 NCC

UNC highs vs. ACC

PIP: 34 2x
PoTO: 22 2x
2nd: 23 Duke
FB: 17 Wake
Bench: 11 3x

UNC lows

PIP: 18 Missouri
PoTO: 7 Va Tech¹
2nd: 5 NCST²
FB: 2 UNCW
Bench: 0 4x

Opponent highs

PIP: 52 Alabama
PoTO: 22 Illinois
2nd: 17 NCST²
FB: 27 UVA²
Bench: 37 Illinois

Opponent lows

PIP: 16 Elon
PoTO: 4, 2x
2nd: 3 Duke
FB: 2, 2x
Bench: 0 UVA¹

SCORING/SHOOTING PERCENTAGE BY QUARTER, HALF, GAME

Game	Q1		Q2		1st half		Q3		Q4		2nd half		OT		Game	
	Pts	FG%	Pts	FG%	Pts	FG%	Pts	FG%	Pts	FG%	Pts	FG%	Pts	FG%	Pts	FG%
UNC	18	41.2 (7-17)	25	55.6 (10-18)	43	48.6 (17-35)	18	29.4 (5-17)	31	52.6 (10-19)	49	41.7 (15-36)			92	45.1 (32-71)
WCU	14	42.9 (6-14)	15	35.7 (5-14)	29	39.3 (11-28)	8	15.4 (2-13)	18	46.2 (6-13)	26	30.8 (8-26)			55	35.2 (19-54)
UNC	29	68.8 (11-16)	19	50.0 (8-16)	48	59.3 (19-32)	21	54.5 (6-11)	11	33.3 (4-12)	32	43.5 (10-23)			80	52.7 (29-55)
Navy	9	28.6 (4-14)	10	33.3 (5-15)	19	31.0 (9-29)	6	07.1 (1-14)	15	35.7 (5-14)	21	21.4 (6-28)			40	26.6 (15-57)
UNC	28	42.1 (8-19)	23	44.4 (8-18)	51	43.2 (16-37)	16	36.8 (7-19)	18	28.0 (7-25)	34	31.8 (14-44)			85	37.0 (30-81)
CSU	8	15.4 (2-13)	17	72.7 (8-11)	25	41.7 (10-24)	13	33.3 (5-15)	16	30.0 (6-20)	29	31.4 (11-35)			54	35.6 (21-59)
UNC	13	28.6 (4-14)	23	60.0 (9-15)	36	44.8 (13-29)	23	46.7 (7-15)	17	33.3 (5-15)	40	40.0 (12-30)			76	42.4 (25-59)
Elon	8	23.1 (3-13)	13	25.0 (3-12)	21	21.4 (6-25)	14	28.6 (4-14)	11	25.0 (3-12)	25	26.9 (7-26)			46	25.5 (13-51)
UNC	20	43.8 (7-16)	22	42.9 (6-14)	42	43.3 (13-30)	16	35.7 (5-14)	13	20.0 (2-10)	29	29.2 (7-24)			71	37.0 (20-54)
Temple	11	25.0 (5-20)	9	20.0 (4-20)	20	22.5 (9-40)	24	58.8 (10-17)	14	25.0 (4-16)	38	42.4 (14-33)			58	31.5 (23-73)
UNC	23	57.1 (8-14)	23	50.0 (7-14)	46	53.6 (15-28)	17	42.9 (6-14)	19	45.5 (5-11)	36	44.0 (11-25)			82	49.1 (26-53)
Missouri	13	30.8 (4-13)	18	41.2 (7-17)	31	36.7 (11-30)	19	50.0 (8-16)	19	41.2 (7-17)	38	45.5 (15-33)			69	41.3 (26-63)
UNC	29	57.9 (11-19)	14	33.3 (5-15)	43	47.1 (16-34)	26	52.9 (9-17)	16	42.9 (6-14)	42	48.3 (15-31)			85	48.5 (32-66)
Illinois	11	23.5 (4-17)	15	37.5 (6-16)	26	30.3 (10-33)	18	50.0 (6-12)	16	38.9 (7-18)	34	43.3 (13-30)			60	35.5 (22-62)
UNC	22	66.7 (8-12)	21	41.2 (7-17)	43	51.7 (15-29)	27	42.9 (9-21)	22	36.8 (7-19)	49	40.0 (16-40)			92	44.9 (31-69)
NC Central	14	25.0 (4-16)	14	42.9 (6-14)	28	33.3 (10-30)	13	45.5 (5-11)	12	25.0 (4-16)	25	33.3 (9-27)			53	33.3 (19-57)
UNC	26	52.9 (9-17)	17	30.8 (4-13)	43	43.3 (13-30)	21	38.9 (7-18)	13	26.3 (5-19)	34	32.4 (12-37)			77	37.3 (25-67)
Alabama	23	50.0 (8-16)	17	46.2 (6-13)	40	48.3 (14-29)	22	52.6 (10-19)	21	50.0 (9-18)	43	51.4 (19-37)			83	50.0 (33-66)
UNC	19	35.5 (6-17)	23	69.2 (9-13)	42	50.0 (15-30)	25	64.7 (11-17)	18	35.3 (6-17)	43	50.0 (17-34)			85	50.0 (32-64)
UNCW	7	23.1 (3-13)	13	27.8 (5-18)	20	25.8 (8-31)	8	23.1 (3-13)	17	50.0 (6-12)	25	36.0 (9-25)			45	30.4 (17-56)
UNC	9	18.2 (4-22)	19	33.3 (8-24)	28	26.0 (12-46)	18	37.5 (6-16)	17	31.3 (5-16)	35	34.3 (11-32)			63	29.5 (23-78)
Yale	21	69.2 (9-13)	9	23.5 (4-17)	30	43.3 (13-30)	15	29.4 (5-17)	21	31.6 (6-19)	36	30.5 (11-36)			66	36.4 (24-66)
UNC	18	42.1 (8-19)	25	38.9 (7-18)	43	40.5 (15-37)	11	27.8 (5-18)	16	42.9 (6-14)	27	34.3 (11-32)			70	37.7 (26-69)
Pitt	14	27.8 (5-18)	20	56.3 (9-16)	34	41.2 (14-34)	12	26.7 (4-15)	16	40.0 (6-15)	28	33.3 (10-30)			62	37.5 (24-64)
UNC	11	33.3 (5-15)	25	47.4 (9-19)	36	41.2 (14-34)	17	66.7 (8-12)	12	33.3 (5-15)	29	48.1 (13-27)			65	44.3 (27-61)
Virginia	16	50.0 (7-14)	6	23.1 (3-13)	22	37.0 (10-27)	12	33.3 (5-15)	13	37.5 (6-16)	25	35.5 (11-31)			47	36.2 (21-58)
UNC	17	40.0 (6-15)	15	42.9 (6-14)	32	41.4 (12-29)	17	41.2 (7-17)	21	33.3 (7-21)	38	36.8 (14-38)			70	38.8 (26-67)
Va Tech	17	50.0 (7-14)	19	50.0 (8-16)	36	50.0 (15-30)	22	56.3 (9-16)	18	20.0 (3-15)	40	38.7 (12-31)			76	44.3 (8-22)
UNC	17	40.0 (6-15)	11	29.4 (5-17)	28	34.3 (11-32)	18	45.0 (9-20)	20	46.2 (6-13)	38	45.5 (15-33)			66	40.0 (26-65)
NC State	23	56.3 (9-16)	15	50.0 (6-12)	38	53.6 (15-28)	8	18.8 (3-16)	14	28.6 (4-14)	22	23.3 (7-30)			60	37.9 (22-58)
UNC	19	42.1 (8-19)	14	40.0 (6-15)	33	41.2 (14-34)	12	29.4 (5-17)	19	41.2 (7-17)	31	35.3 (12-34)			64	38.2 (26-68)
FSU	17	42.9 (6-14)	23	71.4 (10-14)	40	57.1 (16-28)	16	50.0 (7-14)	22	66.7 (6-9)	38	56.5 (13-23)			78	56.9 (29-51)
UNC	16	31.6 (6-19)	21	53.3 (8-15)	37	41.4 (14-34)	13	41.7 (5-12)	28	50.0 (6-12)	41	45.8 (11-24)			78	43.1 (25-58)
Miami	22	57.1 (8-14)	16	37.6 (6-16)	38	46.7 (14-30)	10	15.4 (2-13)	10	23.1 (3-13)	20	19.2 (5-26)			58	33.9 (19-56)
UNC	14	60.0 (6-10)	15	45.5 (5-11)	29	52.3 (11-21)	16	33.3 (5-15)	22	50.0 (8-16)	38	41.9 (13-31)			67	46.2 (24-52)
Louisville	27	54.4 (12-22)	18	70.0 (7-10)	45	59.3 (19-32)	17	40.0 (6-15)	12	27.3 (3-11)	29	34.6 (9-26)			74	48.3 (28-58)
UNC	16	42.9 (6-14)	9	30.8 (4-13)	25	37.0 (10-27)	18	50.0 (7-12)	11	30.0 (3-10)	29	45.5 (10-22)	13	50.0 (4-8)	67	40.7 (24-59)
Ga Tech	21	52.9 (9-17)	5	16.7 (2-12)	26	37.9 (11-29)	13	35.2 (6-17)	15	33.3 (5-15)	28	34.3 (11-32)	7	33.3 (2-6)	60	35.8 (24-67)
UNC	11	31.3 (5-16)	19	50.0 (7-14)	30	40.0 (12-30)	20	37.5 (6-16)	18	46.2 (6-13)	38	41.2 (12-29)			68	40.7 (24-59)
NC State	17	35.7 (5-14)	20	50.0 (7-14)	37	42.9 (12-28)	23	40.0 (8-20)	16	30.8 (4-13)	39	36.4 (12-33)			76	39.3 (24-61)
UNC	21	52.9 (9-17)	22	53.8 (7-13)	43	53.3 (16-30)	15	46.2 (6-13)	20	40.0 (8-20)	35	42.4 (14-33)			78	47.6 (30-63)
Virginia	8	20.0 (3-15)	13	26.2 (5-19)	21	23.5 (8-34)	19	33.3 (6-16)	28	71.4 (10-14)	47	53.3 (16-30)			68	35.4 (24-66)
UNC	27	54.5 (12-22)	20	53.3 (8-15)	47	54.1 (20-37)	18	35.7 (5-14)	21	53.8 (7-13)	39	44.4 (12-27)			86	50.0 (32-64)
Clemson	10	27.8 (5-18)	17	42.9 (6-14)	27	34.4 (11-32)	19	47.1 (8-17)	26	66.7 (10-15)	45	56.3 (18-32)			72	45.3 (29-64)
UNC	16	40.0 (6-15)	16	33.3 (5-15)	32	36.7 (11-30)	12	12.5 (3-24)	17	31.3 (5-16)	29	20.0 (8-40)			61	27.1 (19-70)
Duke	18	47.1 (8-17)	16	43.8 (7-16)	34	45.6 (15-33)	20	61.5 (8-13)	17	38.5 (5-13)	37	50.0 (13-26)			71	47.5 (28-59)
UNC	15	37.5 (6-16)	16	37.5 (6-16)	31	37.5 (12-32)	16	33.3 (5-15)	16	20.0 (3-15)	32	26.7 (8-30)			63	32.3 (20-62)
Virginia Tech	17	31.6 (6-19)	17	35.3 (6-17)	34	33.3 (12-36)	16	40.0 (6-15)	22	33.3 (4-12)	38	37.0 (10-27)			72	34.9 (22-63)
UNC	16	28.6 (6-21)	7	13.3 (2-15)	23	22.2 (8-36)	15	31.6 (6-19)	18	41.2 (7-17)	33	36.1 (13-36)			56	29.2 (21-72)
Syracuse	17	35.0 (7-20)	18	43.8 (7-16)	34	38.9 (14-36)	25	60.0 (9-15)	14	41.7 (5-12)	39	51.8 (14-27)			74	44.4 (28-63)
UNC	15	40.0 (6-15)	18	46.7 (7-15)	33	43.3 (13-30)	21	41.7 (5-12)	21	47.4 (9-19)	42	45.2 (14-31)			75	44.3 (27-61)
BC	14	40.0 (6-15)	22	55.6 (10-18)	36	48.5 (16-33)	30	57.9 (11-19)	27	72.7 (8-11)	57	63.3 (19-30)			93	55.6 (35-63)
UNC	12	40.0 (6-15)	15	23.5 (4-17)	27	31.2 (10-32)	16	44.4 (8-18)	25	31.3 (5-16)	41	38.2 (13-34)	11	35.7 (5-14)	79	35.0 (28-80)
Wake	18	56.3 (9-16)	13	33.3 (5-15)	36	45.2 (14-31)	18	58.3 (7-12)	19	58.3 (7-12)	37	58.3 (14-24)	14	66.7 (4-6)	82	52.5 (32-61)

HIGHS AND LOWS

1st Quarter	2nd Quarter	1st Half	3rd Quarter	4th Quarter	2nd Half	Game
<i>High Score</i> UNC: 29 (Navy, Ill)	<i>High Score</i> UNC: 25 (WCU, Pitt, UVa)	<i>High Score</i> UNC: 51 (CSU)	<i>High Score</i> UNC: 27 (NC Central)	<i>High Score</i> UNC: 31 (WCU)	<i>High Score</i> UNC: 49 (WCU, NCC)	<i>High Score</i> UNC: 92 (2x)
<i>Low Score</i> UNC 9 (Yale)	<i>Low Score</i> UNC: 7 (Syracuse)	<i>Low Score</i> UNC: 23 (Syracuse)	<i>Low Score</i> UNC: 11 (Pitt)	<i>Low Score</i> UNC: 11 (Navy, GT)	<i>Low Score</i> UNC: 27 (Pitt)	<i>Low Score</i> UNC: 56 (Syracuse)
<i>Opponent 7 (UNCW)</i>	<i>Opponent 5 (Ga Tech)</i>	<i>Opponent 19 (Navy)</i>	<i>Opponent 6 (Navy)</i>	<i>Opponent 10 (Miami)</i>	<i>Opponent 20 (Miami)</i>	<i>Opponent 40 (Navy)</i>
<i>High FG%</i> UNC: 68.8 (Navy)	<i>High FG%</i> UNC: 69.2 (UNCW)	<i>High FG%</i> UNC: 59.3 (Navy)	<i>High FG%</i> UNC: 66.7 (UVA)	<i>High FG%</i> UNC: 53.8 (Clemson)	<i>High FG%</i> UNC: 50.0 (UNCW)	<i>High FG%</i> UNC: 52.7 (Navy)
<i>Opponent 69.2 (Yale)</i>	<i>Opponent 72.7 (CSU)</i>	<i>Opponent 59.3 (LOU)</i>	<i>Opponent 60.0 (Syr.)</i>	<i>Opponent 72.7 (BC)</i>	<i>Opponent 63.3 (BC)</i>	<i>Opponent 56.9 (FSU)</i>
<i>Low FG%</i> UNC: 18.2 (Yale)	<i>Low FG%</i> UNC: 13.3 (Syracuse)	<i>Low FG%</i> UNC: 22.2 (Syracuse)	<i>Low FG%</i> UNC: 12.5 (Duke)	<i>Low FG%</i> UNC: 20.0 (Temple)	<i>Low FG%</i> UNC: 20.0 (Duke)	<i>Low FG%</i> UNC: 27.1 (Duke)
<i>Opponent 15.4 (CSU)</i>	<i>Opponent 16.7 (Ga Tech)</i>	<i>Opponent 21.4 (Elon)</i>	<i>Opponent 07.1 (Navy)</i>	<i>Opponent 20.0 (VT)</i>	<i>Opponent 19.2 (Miami)</i>	<i>Opponent 25.5 (Elon)</i>

MISCELLANEOUS STATS

Record with Starting Lineup

Koenen, Muhammad, Tshitenge, Bennett,
Bailey: 16-10 (7-8 ACC)

Koenen, Muhammad, Tshitenge, Bennett,
Church: 0-1 (0-1 ACC)

Games as leading scorer (or tied for lead)

	19-20	Career
Taylor Koenen	7	9
Madinah Muhammad	7	7
Janelle Bailey	6	25
Shayla Bennett	6	10
Malu Tshitenge	2	2
Leah Church	0	1

Double-Digit Scoring Games

	19-20	Career
Janelle Bailey	22	80
Taylor Koenen	21	50
Madinah Muhammad	19	19
Shayla Bennett	18	38
Malu Tshitenge	16	16
Leah Church	3	9
Olivia Smith	0	2
Emily Sullivan	0	2
Jaelynn Murray	0	1

Consecutive double-digit scoring games

Madinah Muhammad	3
Shayla Bennett	2
Taylor Koenen	2
Malu Tshitenge	1

20+ point games

	19-20	Career
Janelle Bailey	7	21
Taylor Koenen	5	8
Shayla Bennett	4	5
Madinah Muhammad	4	4
Leah Church	0	1

30-point games

	19-20	Career
Janelle Bailey	0	3

Games as leading rebounder (or tied)

	19-20	Career
Janelle Bailey	16	53
Taylor Koenen	8	32
Malu Tshitenge	7	7
Shayla Bennett	2	2
Jaelynn Murray	0	3
Naomi Van Nes	0	1

Double-digit rebounding games

	19-20	Career
Janelle Bailey	12	42
Malu Tshitenge	5	5
Taylor Koenen	3	22
Jaelynn Murray	0	3

Games as leader in assists (or tied for lead)

	19-20	Career
Shayla Bennett	20	34
Taylor Koenen	7	23
Madinah Muhammad	4	4
Janelle Bailey	4	4
Kennady Tucker	1	1

Double-digit assists

	19-20	Career
Shayla Bennett	2	3

Double-Doubles	19-20	Career
Janelle Bailey	11	37
Taylor Koenen	4	12
Malu Tshitenge	4	4
Shayla Bennett	2	3

Consecutive games played

Taylor Koenen	122
Shayla Bennett	60
Madinah Muhammad	27
Malu Tshitenge	27
Kennady Tucker	27
Leah Church	21
Nia Daniel	2

Consecutive games started

Taylor Koenen	100
Shayla Bennett	38
Madinah Muhammad	27
Malu Tshitenge	27

Games Fouled Out (2019-20 season)

Janelle Bailey	3
Madinah Muhammad	4
Taylor Koenen	2
Shayla Bennett	1
Malu Tshitenge	1

2019-20 Margins

	Wins	Losses
1	0	0
2	0	0
3	0	2
4	0	0
5	0	0
6-10	4	6
11-15	3	1
16-19	1	2
20-29	2	0
30+	6	0

Largest UNC Lead

47 pointsvs. Navy (Q4), 11/11/19

Largest UNC Deficit

22 pointsvs. Syracuse (Q3), 2/13/20

Largest UNC Lead in a Loss

8 pointsvs. Alabama (Q1), 12/15/19

Largest UNC Deficit in a Win

14 pointsvs. NC State (2nd), 1/9/20

Largest UNC Halftime Lead

29 points (48-18)vs. Navy, 11/11/19

Largest UNC Halftime Deficit

16 points (45-29)vs. Louisville, 1/19/20

Highest UNC 1st Half FG%

59.4 percentvs. Navy, 11/11/19

Lowest 1st Half FG%

22.2 percentvs. Syracuse, 2/13/20

Highest 2nd Half FG%

48.4 percentvs. Illinois, 12/5/19

Lowest UNC 2nd Half FG%

20.0 percent (8-40)vs. Duke, 2/6/20

Most Points by Carolina in a Quarter

31 points (4th quarter)vs. WCU, 11/7/19

Fewest Points by Carolina in a Quarter

7 points (2nd quarter)vs. Syracuse, 2/13/20

Most Points by Carolina in 1st Half

51 pointsvs. Charleston So., 11/15/19

Fewest Points by Carolina in 1st Half

23vs. Syracuse, 2/13/20

Most Points by Carolina in 2nd Half

49 pointsWCU, NCCU

Fewest Points by Carolina in 2nd Half

27 pointsvs. Temple, 11/28/19

27 pointsvs. Pitt, 12/30/19

Most Points by Opponent in a Quarter

30 points (3rd quarter)BC, 2/16/20

Fewest Points by Opponent in a Quarter

6 points (3rd quarter)Navy, 11/11/19

6 points (2nd quarter)Virginia, 1/2/20

Most Points by Opponent in 1st Half

45 pointsLouisville, 1/19/20

Fewest Points by Opponent in 1st Half

19 pointsNavy, 11/11/19

Most Points by Opponent in 2nd Half

57 pointsBC, 2/16/20

Fewest Points by Opponent in 2nd Half

20 pointsvs. Miami, 1/16/20

Most Points from the Bench

26NC Central, 12/8/19

Fewest Points from the Bench

0 points vs. Temple, Missouri, Va Tech, Ga Tech

Most Points from Opponent Bench

36Alabama, 12/15/19

Points in a Half

19, Madinah Muhammad, 1st vs. Missouri

Longest Winning Streak

811/7 through 12/8, 2019

Longest Losing Streak

5Duke, Virginia Tech, Syracuse, BC, Wake

Official Basketball Box Score - Final
Western Carolina vs North Carolina
 11/07/19 Carmichael Arena, Chapel Hill

Game Time: 6:00
 Game Duration: 2:00

Western Carolina - 55 • 1-1

##	Player	G	Total		3-Ptr	FT-FTA	Rebounds			PF	TP	A	TO	Blk	Stl	Min
			FG-FGA	FG-FGA			Off	Def	Tot							
00	Alyssa Walker	G	1-2	1-1	0-0	0	2	2	4	3	0	3	1	1	32:05	
4	Lauren LaPlant	G	3-9	3-9	0-0	2	1	3	4	9	2	1	0	0	29:18	
14	Judith Martin Ruiz	G	2-9	1-5	3-4	1	4	5	0	8	5	2	0	1	29:05	
20	Andrea Martin Ruiz	G	2-8	0-2	0-0	1	3	4	1	4	4	8	0	0	26:42	
30	Jewel Smalls	G	8-15	4-8	3-7	2	8	10	4	23	1	3	0	0	30:12	
15	Jada Miller	G	1-8	1-6	1-2	0	0	0	2	4	0	2	0	0	27:16	
33	Tembre Moates	G	1-2	0-1	0-0	1	0	1	4	2	0	1	0	0	10:54	
3	Farasia Hodje	G	0-0	0-0	0-0	0	1	1	1	0	0	0	0	1	10:55	
5	Mia Littlejohn	G	0-0	0-0	0-0	0	0	0	0	0	0	0	0	0	02:04	
12	Diarra Smith	G	1-1	0-0	0-0	0	1	1	0	2	0	0	0	0	01:29	
Team						2	3	5			2					
Totals			19-54	10-32	7-13	9	23	32	20	55	12	22	1	3	200:00	

FG % 1st: 6-14 42.9% 2nd: 5-14 35.7% 3rd: 2-13 15.4% 4th: 6-13 46.2% Game: 19-54 35.2%
 3PT % 1st: 2-8 25.0% 2nd: 3-6 50.0% 3rd: 1-10 10.0% 4th: 4-8 50.0% Game: 10-32 31.3%
 FT % 1st: 0-0 0.0% 2nd: 2-3 66.7% 3rd: 3-4 75.0% 4th: 2-6 33.3% Game: 7-13 53.8%

North Carolina - 92 • 1-0

##	Player	G	Total		3-Ptr	FT-FTA	Rebounds			PF	TP	A	TO	Blk	Stl	Min
			FG-FGA	FG-FGA			Off	Def	Tot							
21	Malu Tshitenge	F	8-10	0-0	3-7	6	1	7	2	19	3	3	0	0	32:03	
30	Janelle Bailey	C	7-16	0-0	7-8	5	5	10	2	21	2	0	0	0	28:01	
1	Taylor Koenen	G	6-11	3-5	2-2	2	7	9	0	17	5	0	2	3	30:28	
3	Madinah Muhammad	G	2-7	2-5	0-0	1	1	2	1	6	1	3	0	1	20:47	
22	Shayla Bennett	G	5-10	1-3	6-7	2	7	9	2	17	6	2	0	2	29:35	
20	Leah Church	G	1-5	1-5	0-0	0	0	0	3	3	1	1	0	1	18:09	
4	Kennady Tucker	G	2-4	1-2	2-2	2	3	5	2	7	2	0	0	2	21:33	
32	Nia Daniel	G	1-6	0-4	0-0	0	0	0	1	2	0	0	0	1	13:58	
11	Emily Sullivan	G	0-0	0-0	0-0	0	0	0	1	0	0	1	0	0	01:37	
33	Lexi Duckett	G	0-2	0-1	0-0	0	0	0	0	0	0	0	0	0	02:20	
14	Liz Roberts	G	0-0	0-0	0-0	0	0	0	1	0	0	0	0	1	01:29	
Team						1	2	3			0					
Totals			32-71	8-25	20-26	19	26	45	15	92	20	10	2	12	200:00	

FG % 1st: 7-17 41.2% 2nd: 10-18 55.6% 3rd: 5-17 29.4% 4th: 10-19 52.6% Game: 32-71 45.1%
 3PT % 1st: 2-4 50.0% 2nd: 3-6 50.0% 3rd: 1-9 11.1% 4th: 2-6 33.3% Game: 8-25 32.0%
 FT % 1st: 2-4 50.0% 2nd: 2-2 100.0% 3rd: 7-9 77.8% 4th: 9-11 81.8% Game: 20-26 76.9%

Officials: Carla Fountain, Dawn Marsh, Shawn Goode
 Technical fouls: Western Carolina - NONE North Carolina - NONE
 Attendance: 1629

Score by periods	1st	2nd	3rd	4th	Total	In	Off	2nd	Fast		
Western Carolina	14	15	8	18	55	Points	Paint	T/O	Chance	Break	Bench
North Carolina	18	25	18	31	92	WCU	16	4	5	4	8
						UNC	44	28	27	16	12

Last FG - WCU 4th-08, UNC 4th-023.
 Largest lead - WCU by 4 1st-4:39, UNC by 38 4th-0:23
 WCU led for 4:36, UNC led for 32:36. Game was tied for 02:48
 Score tied - 2 times.
 Lead changed - 5 times

Game 1

Game 2

Game 3

Game 4

Official Basketball Box Score - Final
Charleston Southern vs North Carolina
 11/15/19 Carmichael Arena, Chapel Hill, NC

Game Time: 5:00 P
 Game Duration: 1:10

Charleston Southern - 54 • 0-3

##	Player	G	Total		3-Ptr	FT-FTA	Rebounds			PF	TP	A	TO	Blk	Stl	Min
			FG-FGA	FG-FGA			Off	Def	Tot							
13	Sharita Godfrey	F	6-11	2-6	0-0	1	7	8	3	14	0	2	2	0	26:15	
14	Tyra Wright	C	2-6	0-2	0-0	0	2	2	1	4	0	1	0	1	23:11	
1	Carmella Walker	G	5-8	1-1	2-2	2	1	3	2	13	1	3	0	1	29:58	
5	ShaMya Leigh	G	2-6	1-1	1-3	0	1	1	1	6	2	2	0	2	22:53	
23	Tori Gittens	G	1-8	1-6	0-0	0	2	2	0	3	0	0	0	1	29:50	
2	Ahlea Myers	G	0-7	0-3	1-2	1	0	1	0	1	1	1	0	0	12:17	
3	Asia Smith	G	1-5	0-1	0-0	1	0	1	2	2	0	2	0	0	10:47	
11	Kelsie Ruff-Mills	G	2-5	0-1	0-0	0	3	3	2	4	3	0	0	0	16:50	
33	Maya Richards	G	2-3	1-1	2-3	1	4	5	3	7	0	2	0	0	23:44	
44	Jasmine Blackmon	G	0-0	0-0	0-0	0	1	1	1	0	0	1	1	0	04:15	
Team						4	5	9			1					
Totals			21-59	6-22	6-10	10	26	36	15	54	7	15	3	5	200:00	

FG % 1st: 2-13 15.4% 2nd: 8-11 72.7% 3rd: 5-15 33.3% 4th: 6-20 30.0% Game: 21-59 35.6%
 3PT % 1st: 2-7 28.6% 2nd: 0-1 0.0% 3rd: 1-5 20.0% 4th: 3-9 33.3% Game: 6-22 27.3%
 FT % 1st: 2-2 100.0% 2nd: 1-4 25.0% 3rd: 2-3 66.7% 4th: 1-1 100.0% Game: 6-10 60.0%

North Carolina - 85 • 3-0

##	Player	G	Total		3-Ptr	FT-FTA	Rebounds			PF	TP	A	TO	Blk	Stl	Min
			FG-FGA	FG-FGA			Off	Def	Tot							
21	Malu Tshitenge	F	7-13	0-0	1-4	12	4	16	1	15	1	1	0	0	32:26	
30	Janelle Bailey	C	5-11	0-0	3-4	2	3	5	3	13	1	1	2	0	32:33	
1	Taylor Koenen	G	5-12	4-9	2-2	3	1	4	0	16	2	2	1	0	24:46	
3	Madinah Muhammad	G	4-15	3-13	3-6	2	3	5	2	14	5	0	1	0	25:27	
22	Shayla Bennett	G	2-7	2-6	0-0	0	10	10	2	6	10	3	1	2	31:37	
20	Leah Church	G	3-10	3-10	1-1	1	3	4	0	10	0	0	0	1	13:16	
4	Kennady Tucker	G	2-3	1-2	1-2	2	0	2	3	6	2	0	0	0	14:45	
32	Nia Daniel	G	1-3	1-2	0-0	0	1	1	1	3	0	0	0	1	06:42	
11	Emily Sullivan	G	1-3	0-0	0-0	0	1	1	0	2	0	0	1	0	08:44	
33	Lexi Duckett	G	0-3	0-2	0-0	0	1	1	1	0	0	0	0	0	08:44	
14	Liz Roberts	G	0-1	0-0	0-0	1	0	1	0	0	0	0	0	0	01:00	
Team						3	4	7			1					
Totals			30-81	14-44	11-19	26	31	57	13	85	21	8	6	4	200:00	

FG % 1st: 8-19 42.1% 2nd: 8-18 44.4% 3rd: 7-19 36.8% 4th: 7-25 28.0% Game: 30-81 37.0%
 3PT % 1st: 5-12 41.7% 2nd: 5-10 50.0% 3rd: 2-10 20.0% 4th: 2-12 16.7% Game: 14-44 31.8%
 FT % 1st: 7-11 63.6% 2nd: 2-4 50.0% 3rd: 0-0 0.0% 4th: 2-4 50.0% Game: 11-19 57.9%

Officials: Norma Jones, Eric Brewton, Ray Bullock, Jr.
 Technical fouls: Charleston Southern - Team, North Carolina - NONE
 Attendance: 1424

Score by periods	1st	2nd	3rd	4th	Total	In	Off	2nd	Fast		
Charleston Southern	8	17	13	16	54	Points	Paint	T/O	Chance	Break	Bench
North Carolina	28	23	16	18	85	CSU	18	4	10	2	14
						UNC	24	21	28	9	21

Last FG - CSU 4th-043, UNC 4th-143.
 Largest lead - CSU by 0 1st-10:00, UNC by 37 4th-7:26
 CSU led for 0:00, UNC led for 40:00. Game was tied for 00:00
 Score tied - 0 times.
 Lead changed - 0 times.

Official Basketball Box Score - Final
Navy vs North Carolina
 11/11/19 Carmichael Arena, Chapel Hill

Game Time: 7:00 PM
 Game Duration: 1:46

Navy - 40 • 2-1

##	Player	G	Total		3-Ptr	FT-FTA	Rebounds			PF	TP	A	TO	Blk	Stl	Min
			FG-FGA	FG-FGA			Off	Def	Tot							
30	Montana Braxton	F	1-3	0-0	0-0	0	1	1	4	2	1	0	0	0	12:33	
0	Morgan Taylor	G	0-2	0-0	0-0	0	0	0	0	0	0	0	0	0	04:00	
4	Kobi Green	G	0-4	0-2	0-0	0	3	3	1	0	1	0	1	0	19:12	
13	Sophie Gatzounas	G	3-9	1-2	0-0	3	4	7	4	7	0	2	0	0	19:39	
55	Mary Kate Ulasewicz	G	0-3	0-1	3-4	0	4	4	1	3	2	0	0	0	26:52	
2	Jennifer Coleman	G	4-9	2-3	0-0	0	1	1	2	10	2	2	0	3	22:01	
21	Jasmine Bishop	G	0-4	0-0	0-0	1	0	1	3	0	0	0	0	0	15:37	
4	Mimi Schrader	G	0-3	0-2	2-2	0	0	0	0	0	0	0	0	1	12:53	
24	Lindsay Llewellyn	G	3-9	1-4	0-2	2	1	3	0	7	0	0	0	1	20:37	
10	Laurel Jaunich	G	3-6	0-1	0-0	0	0	0	0	2	6	2	0	0	20:55	
35	Nyah Garrison	G	1-5	0-2	1-3	3	1	4	3	0	1	0	0	0	14:25	
12	Sierra Swanda	G	0-0	0-0	0-0	0										

Official Basketball Box Score -- Game Totals -- Final Statistics
Temple vs North Carolina
11/28/19 9:00 pm at

Temple 58 • 4-3,0-1 ACC

##	Player	Total		3-Ptr		Rebounds			PF	TP	A	TO	Blk	Stl	Min
		FG	FGA	FG	FGA	Off	Def	Tot							
20	Alexa Williamson	f	0-2	0-0	0-0	1	1	2	0	0	0	0	0	0	5
25	Mia Davis	f	3-6	0-0	3-4	3	5	8	5	9	0	3	0	0	16
00	Ashley Jones	g	6-18	1-5	2-2	1	2	3	3	15	3	3	0	2	37
05	Marissa Mackins	g	0-7	0-6	1-2	0	1	1	3	1	0	2	0	0	20
12	Emani Mayo	g	0-5	0-0	0-0	2	0	2	3	0	2	0	0	0	11
01	Lena Niang	g	1-9	1-6	0-0	2	7	9	2	3	0	2	0	0	37
02	Asonah Alexander	g	6-15	0-2	4-4	4	7	11	3	16	5	2	1	1	34
03	Rayniyah Walker	g	0-1	0-1	0-0	0	0	0	1	0	1	1	0	0	5
11	Shannen Atkinson	g	5-7	0-0	0-1	2	6	8	5	10	0	1	3	0	25
24	Shantay Taylor	g	2-3	0-0	0-0	1	3	4	5	4	0	1	0	1	10
Team						2	0	2							
Totals			23-73	2-20	10-13	18	32	50	30	58	11	15	4	4	200

North Carolina 71 • 5-0,0-0 ACC

##	Player	Total		3-Ptr		Rebounds			PF	TP	A	TO	Blk	Stl	Min
		FG	FGA	FG	FGA	Off	Def	Tot							
21	Malu Tshitenge	f	3-7	0-0	1-3	4	7	11	4	7	0	2	2	0	30
30	Janelle Bailey	c	5-20	0-0	9-12	2	9	11	3	19	3	2	0	3	36
01	Taylor Koenen	g	2-5	1-2	5-8	0	3	3	2	10	3	3	0	1	35
03	Madinah Muhammad	g	6-8	4-6	4-7	0	7	7	4	20	1	3	0	1	36
22	Shayla Bennett	g	4-11	2-7	5-7	0	3	3	0	15	2	1	1	1	39
04	Kennady Tucker	g	0-2	0-1	0-0	0	1	1	2	0	1	1	1	1	19
11	Emily Sullivan	g	0-0	0-0	0-0	0	1	1	0	0	0	0	0	0	1
14	Liz Roberts	g	0-0	0-0	0-0	0	0	0	0	0	0	0	0	0	1
20	Leah Church	g	0-0	0-0	0-0	0	0	0	1	0	0	0	0	0	1
32	Nia Daniel	g	0-0	0-0	0-0	0	0	0	0	0	0	0	0	0	1
33	Lexi Duckett	g	0-1	0-0	0-0	0	0	0	0	0	0	0	0	0	1
Team						2	1	3							
Totals			20-54	7-16	24-37	8	32	40	16	71	10	12	4	7	200

Officials: Timothy Bryant,Stephanie Barksdale,Mark Berger

Technical fouls: Temple-None. North Carolina-None.

Attendance: 186

2019-20 Women's Basketball. Round: 0. North Carolina vs Temple. Played at .

Score by periods	1st	2nd	3rd	4th	Total
Temple	11	9	24	14	58
North Carolina	20	22	16	13	71

Official Basketball Box Score -- Game Totals -- Final Statistics
North Carolina vs Missouri
11/29/19 5:30 pm at

North Carolina 82 • 6-0,0-0 ACC

##	Player	Total		3-Ptr		Rebounds			PF	TP	A	TO	Blk	Stl	Min
		FG	FGA	FG	FGA	Off	Def	Tot							
21	Malu Tshitenge	f	5-7	0-0	1-1	2	5	7	3	11	0	1	0	1	36
30	Janelle Bailey	c	6-9	0-0	8-8	1	5	6	4	20	3	6	1	0	37
01	Taylor Koenen	g	3-9	3-5	2-2	1	7	8	3	11	2	1	2	2	35
03	Madinah Muhammad	g	6-13	6-10	6-9	1	4	5	1	24	0	1	2	0	40
22	Shayla Bennett	g	6-15	2-5	2-3	1	2	3	2	16	7	1	0	0	40
04	Kennady Tucker	g	0-0	0-0	0-0	0	0	0	0	0	0	1	0	0	8
11	Emily Sullivan	g	0-0	0-0	0-0	0	0	0	0	0	0	0	0	0	0+
20	Leah Church	g	0-0	0-0	0-0	0	0	0	1	0	0	0	0	0	4
Team						1	2	3							
Totals			26-53	11-20	19-23	7	25	32	14	82	13	9	4	5	200

1st - FG %: 8-14 57.1% 2nd: 4-8 50.0% 3rd: 6-14 42.9% 4th: 5-11 45.5% Game: 26-53 49.1% Deadball Rebounds 3

Missouri 69 • 2-6,0-0 SEC

##	Player	Total		3-Ptr		Rebounds			PF	TP	A	TO	Blk	Stl	Min
		FG	FGA	FG	FGA	Off	Def	Tot							
13	Hannah Schuchts	f	0-4	0-2	2-2	1	3	4	2	2	0	1	0	0	14
43	Hayley Frank	f	4-16	1-5	4-4	4	2	6	2	13	1	1	0	0	31
22	Jordan Roundtree	g	1-2	0-1	0-0	0	1	1	1	2	2	0	0	0	24
23	Amber Smith	g	7-13	1-3	1-1	1	4	5	4	16	1	1	2	0	28
24	Jordan Chavis	g	1-4	1-4	0-0	0	1	1	2	3	1	0	0	0	26
10	Nadia Green	g	4-6	0-0	1-3	2	3	5	3	9	1	3	0	1	26
11	Haley Troup	g	2-5	2-4	0-0	1	2	3	0	6	2	1	0	0	19
12	Elle Brown	g	0-0	0-0	0-0	0	0	0	0	0	0	0	0	0	1
33	Aijha Blackwell	g	5-8	2-3	2-6	4	2	6	5	14	2	3	0	0	22
45	Brittany Garner	g	2-5	0-0	0-0	1	0	1	3	4	0	0	0	0	9
Team						1	3	4							
Totals			26-63	7-22	10-16	15	21	36	22	69	10	10	2	1	200

1st - FG %: 4-13 30.8% 2nd: 7-17 41.2% 3rd: 8-16 50.0% 4th: 7-17 41.2% Game: 26-63 41.3% Deadball Rebounds 3

Officials: Jess Fortner,Timothy Bryant,Mark Berger

Technical fouls: North Carolina-None. Missouri-None.

Attendance: 157

2019-20 Women's Basketball. Round: 0. Missouri vs North Carolina. Played at .

Score by periods	1st	2nd	3rd	4th	Total
North Carolina	23	23	17	19	82
Missouri	13	18	19	19	69

Game 5 **Game 6**
Game 7 **Game 8**

Official Basketball Box Score - Final
Illinois vs North Carolina
 12/05/19 Carmichael Arena, Chapel Hill

Game Time: 6:00 PM
 Game Duration: 1:48

Illinois • 60 • 6-2

##	Player	Total		3-Ptr		Rebounds			PF	TP	A	TO	Blk	Stl	Min
		FG	FGA	FG	FGA	Off	Def	Tot							
44	Kennedy Myles	F	2-15	0-1	2-2	4	4	8	3	6	0	4	2	6	36:21
50	Ali Andrews	F	0-2	0-0	2-2	1	1	2	2	2	0	1	2	0	14:26
0	J-Naya Ephraim	G	3-8	0-1	0-0	0	3	3	3	6	2	2	0	0	18:22
11	Jada Peebles	G	3-6	0-1	0-0	0	0	0	1	6	1	1	0	2	26:46
13	Petra Holesinska	G	1-3	1-2	0-0	0	2	2	1	3	0	1	0	0	11:25
1	Brandi Beasley	G	5-11	3-6	0-0	1	0	1	3	13	2	5	0	0	22:40
10	Jeanae Terry	G	1-7	1-2	3-4	2	1	3	0	6	5	0	1	1	23:18
23	Mackenzie Blazek	G	2-3	0-0	0-0	0	2	2	0	4	0	2	1	1	16:24
5	Sierra Rice	G	3-5	3-3	0-0	0	0	0	2	9	0	1	0	0	14:12
30	Courtney Joens	G	2-2	1-1	0-0	1	2	3	1	5	0	0	0	2	12:49
2	Lyric Robins	G	0-0	0-0	0-0	0	1	1	1	0	0	0	0	0	03:17
Team						3	2	5							
Totals			22-62	9-17	7-8	12	18	30	17	60	10	17	6	12	200:00

North Carolina • 85 • 7-0

##	Player	Total		3-Ptr		Rebounds			PF	TP	A	TO	Blk	Stl	Min
		FG	FGA	FG	FGA	Off	Def	Tot							
21	Malu Tshitenge	F	3-7	0-0	0-0	5	0	5	2	6	0	0	0	1	31:17
30	Janelle Bailey	C	5-9	1-1	2-3	3	8	11	2	13	2	2	0	0	27:11
1	Taylor Koenen	G	10-16	3-5	0-0	4	7	11	3	23	5	3	1	2	35:21
3	Madinah Muhammad	G	4-13	2-7	2-2	0	2	2	3	12	3	4	0	2	30:06
22	Shayla Bennett	G	4-9	1-4	2-2	0	3	3	0	11	10	4	1	1	34:17
20	Leah Church	G	4-6	4-6	1-1	0	0	0	2	13	1	0	0	2	10:50
4	Kennady Tucker	G	0-2	0-1	0-0	1	0	1	0	0	1	1	0	0	11:35
11	Emily Sullivan	G	0-0	0-0	1-2	0	1	1	0	1	0	1	0	0	04:22
33	Lexi Duckett	G	0-1	0-0	0-0	1	3	4	1	0	0	1	0	0	07:18
32	Nia Daniel	G	2-3	0-0	2-2	1	1	2	0	6	0	1	1	0	07:43
Team						3	0	3							
Totals			32-66	11-24	10-12</										



Official Basketball Box Score - Final
North Carolina at Alabama
 12/19/19 Coleman Coliseum, Tuscaloosa
 2019-20 Women's Basketball

Game Time: 8:00 PM
 Game Duration: 2:04
 Attendance: 2,235

Officials: Tina Napier, Brian Hall, Eric Brewton

North Carolina - 77 Record: 8-1

NO.	Name	Min	FG		3P		FT		Rebounds		Fouls		TP	AS	TO	Blocks		+/-
			M-A	M-A	M-A	M-A	OR	DR	OR	DR	PF	FD				BS	BA	
21	Malu Tshitenge	F 35:37	6-7	0-0	1-1	5	2	2	2	13	1	1	1	1	1	0	0	-12
30	Janelle Bailey	C 35:58	2-18	1-2	5-6	2	9	11	4	4	10	3	2	1	0	3	-1	
1	Taylor Koenen	G 38:25	6-13	2-7	2-2	1	4	5	3	16	1	2	2	0	0	0	-6	
3	Madinah Muhammad	G 33:31	6-13	2-4	8-9	2	1	3	5	20	1	1	1	0	1	0	9	
22	Shayla Bennett	G 31:03	4-11	1-3	1-1	1	3	4	2	10	6	1	0	0	0	0	-16	
20	Leah Church	03:15	1-1	0-0	0	1	1	0	0	3	0	0	0	0	0	0	-3	
32	Nia Daniel	12:30	0-1	0-0	3-4	1	2	3	2	3	1	0	1	0	0	0	-7	
4	Kennady Tucker	09:41	1-3	0-0	0	0	0	0	1	0	2	1	0	0	0	0	6	
Team																		
Totals			25-67	7-17	20-23	13	22	35	21	18	77	14	7	6	1	5	-6	

Technical Fouls: Bennett 2nd 5:28

Shooting By Period		
1 st	FG%	9-17 52.9%
3PT%	5-8 62.5%	
FT%	3-4 75%	
2 nd	FG%	4-13 30.8%
3PT%	1-3 33.3%	
FT%	8-10 80%	
3 rd	FG%	7-18 38.9%
3PT%	1-4 25.0%	
FT%	6-6 100%	
4 th	FG%	5-19 26.3%
3PT%	0-2 0.0%	
FT%	3-3 100%	
GM FG%	25-67 37.3%	
3PT%	7-17 41.2%	
FT%	20-23 87.0%	

Dead Ball Rebounds: 3, 0

Alabama - 83 Record: 7-3

NO.	Name	Min	FG		3P		FT		Rebounds		Fouls		TP	AS	TO	Blocks		+/-
			M-A	M-A	M-A	M-A	OR	DR	OR	DR	PF	FD				BS	BA	
22	Ariyah Copeland	F 23:01	5-7	0-0	2-2	3	6	9	1	2	12	0	1	0	1	0	7	
40	Jasmine Walker	F 26:25	1-9	0-3	1-2	2	1	3	1	1	3	2	0	0	1	0	5	
1	Megan Abrams	G 30:45	9-15	0-0	3-4	0	4	4	2	3	21	2	3	0	0	1	19	
2	Amber Richardson	G 12:38	1-1	0-0	0	1	2	2	2	2	0	0	0	0	0	0	-1	
3	Jordan Lewis	G 38:59	2-11	1-3	4-6	3	4	7	2	9	4	3	1	0	0	0	5	
4	Cierra Johnson	09:46	0-4	0-2	0	0	1	2	0	0	0	0	0	2	0	0	-15	
23	Brittany Davis	25:06	10-12	3-5	0	5	5	2	1	23	2	1	0	0	0	0	10	
24	De'Sha Benjamin	15:29	4-6	0-0	3-3	0	1	2	4	11	0	1	0	0	0	0	3	
25	Ashley Knight	16:50	1-1	0-0	0-0	2	6	8	4	0	2	0	1	0	3	0	-4	
5	Hannah Barber	01:01	0-0	0-0	0-0	0	0	0	0	0	0	0	0	0	0	0	1	
Team																		
Totals			33-66	4-17	13-17	13	29	42	18	20	83	10	12	1	5	1	6	

Technical Fouls: NONE

Shooting By Period		
1 st	FG%	8-16 50.0%
3PT%	2-4 50.0%	
FT%	5-6 83.3%	
2 nd	FG%	6-13 46.2%
3PT%	0-5 0.0%	
FT%	5-8 62.5%	
3 rd	FG%	10-19 52.6%
3PT%	1-3 33.3%	
FT%	1-1 100%	
4 th	FG%	9-18 50.0%
3PT%	1-5 20.0%	
FT%	2-2 100%	
GM FG%	33-66 50.0%	
3PT%	4-17 23.5%	
FT%	13-17 76.5%	

Dead Ball Rebounds: 2, 0

	UNC	UA
Biggest lead	8 (1 st 2:31)	8 (1 st 6:52)
Best Scoring Run	10 (1 st 5:10)	9 (2 nd 5:28)
Lead Changes	8	7
Times Tied	13	13
Time with Lead	17:55	16:48

Points from	UNC		UA	
	Turnovers	14	7	7
Paint	32		52	
Second Chance	15		7	
Fast Breaks	11		8	
Bench	8		36	

Period by Period Scoring	UNC				UA			
	1st	2nd	3rd	4th	1st	2nd	3rd	4th
UNC	26	17	21	13	77			
UA	23	17	22	21	83			

Official Basketball Box Score -- Game Totals -- Final Statistics
UNCW vs North Carolina
 12/20/19 7:30 p.m. at Myrtle Beach, S.C. (Convention Center)

UNCW 45 • 3-8

##	Player	Total	3-Ptr		Rebounds		PF	TP	A	TO	Blk	Stl	Min	
			FG-FGA	FG-FGA	FT-FTA	Off								Def
01	Powell, Paige	f 1-2	0-0	1-2	0	2	2	3	0	0	0	0	16	
24	Bell, Chinyere	c 2-7	0-0	2-2	1	2	3	1	6	0	1	0	19	
05	Vason, GiGi	g 4-11	1-4	1-2	1	1	2	10	0	3	0	0	23	
27	Vason, Ahlyona	g 2-7	1-1	0-0	0	3	3	5	1	2	0	1	21	
13	Suggs, Lacey	g 3-6	2-5	2-2	2	2	4	2	10	0	1	0	20	
02	Crisp, Moriah	g 0-4	0-3	0-0	0	0	0	1	0	2	0	0	19	
04	Munoz, Jessica	2-3	0-1	0-0	0	3	1	4	0	0	0	0	15	
14	Tate, Timber	1-7	1-4	0-0	0	1	1	0	3	0	1	0	20	
21	Mitchels, Nya	1-4	0-0	0-0	0	1	1	4	2	0	2	0	13	
22	Thybulle, Zhaneia	1-3	0-1	0-0	0	2	2	0	2	3	1	0	13	
32	Obusek, Carol-Anne	0-1	0-0	0-0	0	0	0	1	0	1	1	0	13	
35	McCrae, Sunshine	0-1	0-0	0-0	0	2	2	0	2	0	1	0	8	
Team														
Totals			17-56	5-19	6-8	9	19	28	19	45	7	15	0	5

1 st	2 nd	3 rd	4 th	Game	Deadball
FG %: 3-13 23.1%	5-18 27.8%	3-13 23.1%	6-12 50.0%	17-56 30.4%	1
3PT %: 1-3 33.3%	3-7 42.9%	0-4 0.0%	1-5 20.0%	5-19 26.3%	1
FT %: 0-0 0.0%	0-0 0.0%	2-2 100.0%	4-6 66.7%	6-8 75.0%	1

North Carolina 85 • 9-1

##	Player	Total	3-Ptr		Rebounds		PF	TP	A	TO	Blk	Stl	Min
			FG-FGA	FG-FGA	FT-FTA	Off							
21	Tshitenge, Malu	f 7-10	0-0	5-7	6	4	10	1	19	2	0	1	30
30	Bailey, Janelle	c 4-10	0-0	2-2	5	10	15	2	10	4	5	3	28
01	Koenen, Taylor	g 6-13	2-2	0-0	2	3	5	0	14	4	1	3	24
03	Muhammad, Madinah	g 5-8	3-6	2-2	1	1	2	0	15	1	0	0	27
22	Bennett, Shayla	g 3-5	2-2	4-4	0	5	0	12	3	2	0	1	23
04	Tucker, Kennedy	1-5	0-1	0-0	1	1	2	2	2	1	2	0	21
11	Sullivan, Emily	0-1	0-0	0-0	0	0	0	1	0	0	0	1	12
14	Roberts, Liz	1-1	0-0	0-0	0	0	0	0	2	0	0	0	2
20	Church, Leah	0-0	0-0	0-0	0	1	1	1	0	0	0	0	10
32	Daniel, Nia	3-7	0-0	1-2	0	2	2	0	7	0	1	0	17
33	Duckett, Lexi	2-4	0-1	0-1	0	0	0	2	4	0	0	0	6
Team													
Totals			32-64	7-12	14-18	16	31	47	9	85	15	11	8

1 st	2 nd	3 rd	4 th	Game	Deadball
FG %: 6-17 35.3%	9-13 69.2%	11-17 64.7%	6-17 35.3%	32-64 50.0%	1
3PT %: 1-3 33.3%	2-3 66.7%	3-4 75.0%	1-2 50.0%	7-12 58.3%	1
FT %: 6-6 100.0%	3-5 60.0%	0-1 0.0%	5-6 83.3%	14-18 77.8%	1

Officials: Karen Preato, Brandon Enteline, Ryan Durham

Technical fouls: UNCW-None. North Carolina-None.

Attendance: 850

Foul Outs: n/a

2019 Carolinas Challenge

Score by periods	1st	2nd	3rd	4th	Total
UNCW	7	13	8	17	45
North Carolina	19	23	25	18	85

Points	In	Off	2nd	Fast	Bench
UNCW	16	9	6	2	11
NC	40	17	21	2	15

Last FG - UNCW 4th-01:23, NC 4th-00:25.

Largest lead - UNCW None, NC by 43 3rd-01:48.

UNCW led for 00:00, NC led for 39:21. Game was tied for 00:13.

Score tied - 0 times.

Lead changed - 0 times.

Game 9

Game 10

Game 11

Game 12

Official Basketball Box Score - Final
Yale vs North Carolina
 12/28/19 Carmichael Arena, Chapel Hill

Game Time: 1:00 PM
 Game Duration: 1:56

Yale - 66 • 8-3

##	Player	Total	3-Ptr		Rebounds		PF	TP	A	TO	Blk	Stl	Min
			FG-FGA	FG-FGA	Off	Def							
2	Camilla Emsbo	F 3-9	0-0	2-3	1	4	5	5	8				



Officials: Bruce Morris, Taisia Green, Bobby Ray

North Carolina - 65

Record: 11-2 (2-0)

NO.	Name	Min	FG		3P		FT		Rebounds		Fouls		TP	AS	TO	ST	Blocks		+/-	
			M-A	M-A	M-A	M-A	OR	DR	OR	DR	FF	FD					BS	BA		
21	Malu Tshitenge	F 21:13	5-7	0-0	0-0	3-3	6-6	3-1	10	1	2	0	0	0	0	0	0	0	0	8
30	Janelle Bailey	C 38:28	7-12	0-0	2-3	1-4	5-2	3-3	16	1	3	3	1	0	0	1	0	0	18	
1	Taylor Koenen	G 36:54	4-10	2-4	0-2	1-6	7-7	1-2	10	6	2	3	1	0	0	0	21	0	20	
3	Madinah Muhammad	G 29:56	4-11	3-9	0-0	0-5	5-2	1-1	11	4	4	2	0	0	0	0	0	0	20	
22	Shayla Bennett	G 39:17	4-11	1-5	1-2	1-6	7-7	0-2	10	5	3	3	1	0	0	0	0	18		
20	Leah Church	18:13	2-5	2-5	0-0	0-0	0-0	1-1	6	0	0	0	0	0	0	0	0	6		
4	Kennady Tucker	07:09	0-3	0-1	0-0	0-1	1-1	0-0	2	0	0	0	0	0	0	0	0	3		
33	Nia Daniel	08:35	1-2	0-0	0-0	1-1	1-1	0-0	2	0	0	0	0	0	0	0	0	4		
33	Lexi Duckett	01:32	0-0	0-0	0-0	0-0	0-0	0-0	0	0	0	0	0	0	0	0	0	0		
14	Liz Roberts	00:43	0-0	0-0	0-0	0-0	0-0	0-0	0	0	0	0	0	0	0	0	0	0		
Team			1-2		1-2		3-3		9-11		65-17		14-12		4-0		18			
Totals			27-61	8-24	3-7	7-27	34-9	11	65	17	14	12	4	0	0	0	0	0	18	

Technical Fouls: NONE

Dead Ball Rebounds: 2-0

Virginia - 47

Record: 5-8 (0-2)

NO.	Name	Min	FG		3P		FT		Rebounds		Fouls		TP	AS	TO	ST	Blocks		+/-
			M-A	M-A	M-A	M-A	OR	DR	OR	DR	FF	FD					BS	BA	
1	Carole Miller	G 22:06	1-9	0-1	0-0	0-3	3-1	2-2	2	1	2	1	0	0	0	0	0	0	-6
4	Dominique Toussaint	G 36:54	4-10	0-2	1-2	0-5	5-1	1-1	9	3	7	0	0	0	0	0	0	-21	
10	Shemera Williams	G 35:14	5-8	2-5	0-0	1-4	5-3	1-1	12	5	5	2	0	0	0	0	0	-6	
13	Jocelyn Wilkougby	G 33:02	5-12	1-3	1-2	2-4	6-3	3-2	12	1	2	0	0	1	0	0	0	-10	
14	Lisa Jablonowski	G 35:55	6-11	0-0	0-0	4-0	4-1	0-1	12	1	1	0	0	0	0	0	0	-13	
5	Tihana Stojcavljec	02:05	0-1	0-0	0-0	0-0	0-0	0-0	0	0	0	0	0	0	0	0	0	-9	
15	Kylie Kornegay-Lucas	13:43	0-3	0-1	0-0	1-4	5-1	1-0	2	0	0	0	0	0	0	0	0	-1	
23	Amandine Toi	10:00	0-1	0-0	0-0	1-3	4-1	1-0	1	0	2	0	0	0	0	0	0	-19	
21	Dani Lawson	07:55	0-0	0-0	0-0	2-2	2-0	0-0	0	0	0	0	0	0	0	0	0	-8	
0	Dylan Horton	03:06	0-3	0-1	0-0	1-2	3-0	0-0	0	0	0	0	0	0	0	0	0	1	
Team			21-58		3-14		2-4		11-29		40-11		9-47		14-21		6-0		4-18
Totals			21-58	3-14	2-4	11-29	40-11	9	47	14	21	6	0	4	0	0	0	0	18

Technical Fouls: NONE

Dead Ball Rebounds: 1-0

UNC	UVA	Points from		Period by Period Scoring				
		Turnovers	Paint	1st	2nd	3rd	4th	TOT
22 (3 rd 2:16)	5 (1 st 0:39)	22	7	11	25	17	12	65
10 (3 rd 8:36)	9 (4 th 5:45)	34	34	16	6	12	13	47
3	11	12	4					
1	1	11	11					
29:17	07:51	8	0					

Shooting By Period	
1 st FG%	7-14 50.0%
3PT%	1-3 33.3%
2 nd FG%	3-13 23.1%
3PT%	0-3 0.0%
FT%	0-9 0%
3 rd FG%	5-15 33.3%
3PT%	2-4 50.0%
FT%	0-0 0%
4 th FG%	6-16 37.5%
3PT%	0-4 0.0%
FT%	1-2 50%
GM FG%	21-58 36.2%
3PT%	3-14 21.4%
FT%	2-4 50.0%



Officials: Maj Forsberg, Jeffrey Smith, Seth Esho

North Carolina - 70

Record: 11-3 (2-1)

NO.	Name	Min	FG		3P		FT		Rebounds		Fouls		TP	AS	TO	ST	Blocks		+/-
			M-A	M-A	M-A	M-A	OR	DR	OR	DR	FF	FD					BS	BA	
21	Malu Tshitenge	F 26:16	6-7	0-0	0-0	4-3	7-4	0-0	12	0	2	1	0	0	0	0	0	0	-3
30	Janelle Bailey	C 31:08	2-6	0-0	3-4	1-8	9-2	2-2	7	4	2	1	1	1	1	1	0	0	-12
1	Taylor Koenen	G 37:10	6-18	1-3	2-3	2-4	6-4	2-2	15	6	3	1	0	1	0	0	0	0	-2
3	Madinah Muhammad	G 32:24	3-13	0-7	4-5	0-2	2-2	5-4	10	2	3	1	1	1	1	1	0	0	-1
22	Shayla Bennett	G 40:00	9-19	4-9	4-7	2-6	8-2	5-2	26	2	1	0	0	0	0	0	0	-6	
4	Kennady Tucker	20:47	0-1	0-1	0-0	1-4	5-1	0-0	0	0	0	0	0	0	0	0	0	0	-1
20	Leah Church	12:00	0-3	0-3	0-0	0-0	0-0	0-0	2	0	0	0	0	0	0	0	0	0	-6
33	Lexi Duckett	00:15	0-0	0-0	0-0	1-0	1-0	0-0	0	0	0	0	0	0	0	0	0	0	1
Team			26-67		5-23		13-19		13-30		43-18		15-70		11-5		2-6		-5
Totals			26-67	5-23	13-19	13-30	43-18	15	70	15	11	5	2	6	0	0	0	0	-5

Technical Fouls: NONE

Shooting By Period	
1 st FG%	6-15 40.0%
3PT%	1-4 25.0%
FT%	4-5 80%
2 nd FG%	6-14 42.9%
3PT%	1-4 25.0%
FT%	2-2 100%
3 rd FG%	7-17 41.2%
3PT%	1-4 25.0%
FT%	2-2 100%
4 th FG%	7-21 33.3%
3PT%	2-11 18.2%
FT%	5-8 62.5%
GM FG%	26-67 38.8%
3PT%	5-23 21.7%
FT%	13-19 68.4%

Dead Ball Rebounds: 5-0

Virginia Tech - 76

Record: 11-3 (1-2)

NO.	Name	Min	FG		3P		FT		Rebounds		Fouls		TP	AS	TO	ST	Blocks		+/-
			M-A	M-A	M-A	M-A	OR	DR	OR	DR	FF	FD					BS	BA	
21	Lydia Rivers	F 29:20	5-8	0-0	1-2	2-5	7-2	1-1	11	2	2	0	1	0	0	0	0	0	-1
33	Elizabeth Kitley	C 23:21	2-5	0-0	2-2	1-6	7-2	5-6	6	0	0	0	2	0	0	0	0	0	15
2	Aisha Sheppard	G 32:31	6-11	4-8	0-0	0-3	2-0	16	1	2	0	0	0	0	0	0	0	0	14
4	Dara Mabrey	G 29:43	4-10	2-8	5-6	0-1	2-1	4-5	15	0	0	0	0	0	0	0	0	0	5
5	Taja Cole	G 37:29	2-9	0-1	5-7	0-2	1-1	9-9	9	4	1	2	0	0	0	0	0	0	4
0	Trinity Baptiste	27:19	7-15	1-2	1-2	3-6	9-2	2-16	0	1	1	1	1	0	0	0	0	0	-2
35	Taylor Geiman	10:17	1-1	1-1	0-0	0-0	2-0	2-0	3	0	0	0	0	0	0	0	0	0	1
22	Cayla King	10:00	0-2	0-2	0-0	1-1	2-1	0-0	0	0	0	0	0	0	0	0	0	0	4
Team			27-61		8-22		14-19		7-28		35-15		18-76		12-10		2-6		2-6
Totals			27-61	8-22	14-19	7-28	35-15	18	76	12	10	2	6	2	6	0	0	0	0

Technical Fouls: NONE

Shooting By Period	
1 st FG%	7-14 50.0%
3PT%	1-2 50.0%
FT%	2-2 100%
2 nd FG%	8-16 50.0%
3PT%	2-6 33.3%
FT%	5-12 50%
3 rd FG%	9-16 56.3%
3PT%	4-9 44.4%
FT%	0-0 0%
4 th FG%	3-15 20.0%
3PT%	1-5 20.0%
FT%	11-15 73.3%
GM FG%	27-61 44.3%
3PT%	8-22 36.4%
FT%	14-19 73.7%

Dead Ball Rebounds: 2-1

UNC	FSU	Points from		Period by Period Scoring				
		Turnovers	Paint	1st	2nd	3rd	4th	TOT
6 (1 st 3:28)	18 (3 rd 4:25)	7	16	17	15	17	21	70
8 (1 st 3:28)	8 (3 rd 7:05)	32	36					
6	13	5	5					
3	6	8	8					
06:21	29:59	0	19					

Game 13

Game 14

Game 15

Game 16



Official Basketball Box Score - Final
Miami (FL) at North Carolina
 01/16/20 Carmichael Arena, Chapel Hill
 2019-20 Women's Basketball

Game Time: 11:00 PM
 Game Duration: 1:53
 Attendance: 1,535

Miami (FL) - 58

Record: 10-7 (2-4)

NO.	Name	Min	FG	3P	FT	Rebounds	Fouls	TP	AS	TO	ST	Blocks	+	-			
			M-A	M-A	M-A	OR DR TOT	PF FD					BS BA					
3	Destiny Harden	F 27:09	5-10	2-4	0-0	4	2	6	4	0	12	0	4	1	0	0	-2
21	Brianna Jackson	F 17:28	1-2	0-0	2-3	0	6	6	5	2	4	0	0	0	2	0	-1
4	Endia Banks	G 24:13	0-2	0-1	0-0	0	0	2	2	2	0	0	2	1	1	0	-10
5	Mykea Gray	G 35:49	6-14	2-8	7-8	0	6	6	3	4	21	5	4	0	0	0	-18
20	Kelsey Marshall	G 31:45	2-10	1-8	0-0	0	1	1	3	1	5	2	2	2	0	0	-14
13	Taylor Mason	14:05	1-6	0-3	1-2	1	0	1	0	1	3	0	2	1	0	0	-14
15	Jamir Huston	03:17	0-2	0-0	0-0	1	2	3	2	0	0	0	0	0	0	0	-4
1	Moulayna Johnson Sidi Baba	03:42	0-0	0-0	0-0	0	0	0	1	0	0	0	0	0	0	0	-4
12	Jacaira Allen	12:15	1-4	0-1	0-0	1	0	1	2	2	2	0	2	0	0	0	-12
44	Sydnee Roby	17:18	2-5	0-0	4-5	2	0	2	0	3	8	0	1	0	2	1	-15
0	Kenza Saigues	11:52	1-1	1-1	0-0	0	0	2	2	0	3	0	1	0	0	0	-1
22	Yasmeen Chang	01:07	0-0	0-0	0-0	0	0	0	0	0	0	0	2	0	0	0	-1
Team						3	1	4			0						
Totals		19:56	6:26	14:18	12:22	34	22	13	58	9	19	5	4	1	20		

Technical Fouls: NONE

Shooting By Period	
1st FG%	8-14 57.1%
3PT%	2-5 40.0%
FT%	4-4 100%
2nd FG%	6-16 37.5%
3PT%	2-8 25.0%
FT%	2-4 50%
3rd FG%	2-13 15.4%
3PT%	1-7 14.3%
FT%	5-6 83.3%
4th FG%	3-13 23.1%
3PT%	1-6 16.7%
FT%	3-4 75%
GM FG%	19-56 33.9%
3PT%	6-26 23.1%
FT%	14-18 77.8%

Dead Ball Rebounds: 2, 0

North Carolina - 78

Record: 13-4 (4-2)

NO.	Name	Min	FG	3P	FT	Rebounds	Fouls	TP	AS	TO	ST	Blocks	+	-			
			M-A	M-A	M-A	OR DR TOT	PF FD					BS BA					
21	Malu Tshitenge	F 24:20	3-4	0-0	2-2	3	2	5	2	1	8	1	1	1	0	0	-6
30	Janelle Bailey	C 36:42	9-19	0-0	10-11	5	10	15	2	9	28	1	4	0	1	1	24
1	Taylor Koenen	G 37:48	6-14	1-4	3-4	1	6	7	3	5	16	5	2	5	0	0	22
3	Madinah Muhammad	G 28:09	2-9	1-6	0-0	0	4	4	0	0	5	2	1	0	0	0	-7
22	Shayla Bennett	G 38:03	3-10	1-2	3-4	1	1	2	3	3	10	7	0	2	0	1	20
20	Leah Church	17:20	2-2	2-2	2-2	0	2	2	1	1	8	2	0	0	0	0	26
4	Kennady Tucker	13:48	0-0	0-0	3-5	0	0	0	2	3	3	0	2	2	0	0	27
32	Nia Daniel	01:32	0-0	0-0	0-0	0	0	0	0	0	0	0	0	0	0	0	-2
14	Liz Roberts	01:09	0-0	0-0	0-0	0	0	0	0	0	0	0	0	0	0	0	-2
33	Lexi Duckett	01:09	0-0	0-0	0-0	0	0	0	0	0	0	0	0	0	0	0	-2
Team						1	1	2			0						
Totals		25:58	5:14	23:28	11	26	37	13	22	78	18	10	10	1	4	20	

Technical Fouls: NONE

Shooting By Period	
1st FG%	6-19 31.6%
3PT%	1-4 25.0%
FT%	3-3 100%
2nd FG%	8-15 53.3%
3PT%	2-4 50.0%
FT%	3-4 75%
3rd FG%	5-12 41.7%
3PT%	0-3 0.0%
FT%	3-4 75%
4th FG%	6-12 50.0%
3PT%	2-3 66.7%
FT%	14-17 82.4%
GM FG%	25-58 43.1%
3PT%	5-14 35.7%
FT%	23-28 82.1%

Dead Ball Rebounds: 5, 1

	MIA	UNC
Biggest lead	8 (1st 4:11)	24 (4th 0:16)
Best Scoring Run	7 (2nd 0:55)	14 (4th 1:57)
Lead Changes	6	
Times Tied	7	
Time with Lead	19:25	16:06

Points from	MIA	UNC
Turnovers	5	21
Paint	20	34
Second Chance	5	10
Fast Breaks	10	10
Bench	16	11

Period by Period Scoring	1st	2nd	3rd	4th	TOT
MIA	22	16	10	10	58
UNC	16	21	13	28	78

Game 17

Game 18

Game 19

Game 20



Official Basketball Box Score - Final
North Carolina at Georgia Tech
 01/23/20 McCamish Pavilion, Atlanta
 Georgia Tech vs. North Carolina

Game Time: 6:00 PM
 Game Duration: 2:05
 Attendance: 1,201

North Carolina - 68

Record: 14-5 (5-3)

NO.	Name	Min	FG	3P	FT	Rebounds	Fouls	TP	AS	TO	ST	Blocks	+	-		
			M-A	M-A	M-A	OR DR TOT	PF FD					BS BA				
21	Malu Tshitenge	F 19:25	2-5	0-0	0-0	2	6	8	5	2	4	0	2	2	8	
30	Janelle Bailey	C 26:18	4-12	0-0	0-0	0	4	4	5	0	8	2	2	0	-15	
1	Taylor Koenen	G 39:13	8-14	3-8	2-2	2	4	0	2	21	3	1	2	1	0	-8
3	Madinah Muhammad	G 28:14	2-10	2-4	0-0	1	3	4	3	0	6	1	0	0	-16	
22	Shayla Bennett	G 40:00	6-13	2-4	10-12	1	0	1	2	7	24	8	2	0	-8	
20	Leah Church	25:00	1-3	1-3	0-0	0	2	2	2	0	3	0	2	0	0	2
4	Kennady Tucker	14:56	0-1	0-1	0-0	0	0	0	1	1	0	0	1	0	0	5
32	Nia Daniel	08:54	1-1	0-0	0-0	0	0	1	1	0	0	2	0	0	0	-1
Team						4	2	6			0					
Totals		24:59	4:10	15:16	9	32	41	17	13	67	14	18	10	2	7	7

Technical Fouls: NONE

Shooting By Period	
1st FG%	6-14 42.9%
3PT%	2-5 40.0%
FT%	2-2 100%
2nd FG%	4-13 30.8%
3PT%	1-3 33.3%
FT%	0-0 0%
3rd FG%	7-14 50.0%
3PT%	0-1 0.0%
FT%	4-4 100%
4th FG%	3-10 30.0%
3PT%	0-0 0.0%
FT%	5-6 83.3%
OT FG%	4-8 50.0%
3PT%	1-1 100.0%
FT%	4-4 100%
GM FG%	24-59 40.7%
3PT%	4-10 40.0%
FT%	15-16 93.8%

Dead Ball Rebounds: 1, 0

Georgia Tech - 60

Record: 14-5 (5-3)

NO.	Name	Min	FG	3P	FT	Rebounds	Fouls	TP	AS	TO	ST	Blocks	+	-			
			M-A	M-A	M-A	OR DR TOT	PF FD					BS BA					
13	Lorela Cubaj	F 36:35	5-8	0-1	2-2	0	9	9	4	2	12	5	1	0	0	4	
2	Jasmine Carson	G 35:04	4-19	1-6	1-2	0	3	3	0	2	10	1	3	3	0	-8	
31	Lotta-Maj Lahtinen	G 31:00	4-10	2-6	1-4	0	2	2	1	2	11	4	2	0	0	-10	
33	Francesca Pan	G 45:00	1-9	0-6	1-2	4	2	6	2	5	3	1	3	3	2	0	-7
41	Kierra Fletcher	G 38:53	8-15	1-1	2-2	5	7	4	3	19	1	2	2	0	0	-3	
20	Nerea Hermosa	32:29	2-5	0-0	1-2	3	1	4	2	2	5	2	2	1	4	0	-5
00	Dajiah Jefferson	05:59	0-1	0-1	0-0	1	0	1	0	0	0	0	0	0	0	-6	
Team						0	3	3			0						
Totals		24:61	4:21	8:14	10	25	35	13	17	60	14	15	9	7	2	-7	

Technical Fouls: NONE

Shooting By Period	
1st FG%	9-17 52.9%
3PT%	2-5 40.0%
FT%	1-3 33.3%
2nd FG%	2-12 16.7%
3PT%	0-5 0.0%
FT%	1-2 50%
3rd FG%	6-17 35.3%
3PT%	1-6 16.7%
FT%	0-0 0%
4th FG%	5-15 33.3%
3PT%	1-3 33.3%
OT FG%	4-6 66.7%
3PT%	2-6 33.3%
FT%	0-2 0.0%
3PT%	2-3 66.7%
GM FG%	24-67 35.8%
3PT%	4-21 19.0%
FT%	8-14 57.1%

Dead Ball Rebounds: 7, 1

	UNC	GT
Biggest lead	7 (1st OT 0:50)	8 (1st 5:17)
Best Scoring Run	11 (3rd 9:05)	6 (1st 7:05)
Lead Changes	5	
Times Tied	3	
Time with Lead	19:52	23:26

Points from	UNC	GT
Turnovers	14	10
Paint	30	32
Second Chance	8	8
Fast Breaks	15	4
Bench	0	5

Period by Period Scoring	1st	2nd	3rd	4th	OT1	TOT
--------------------------	-----	-----	-----	-----	-----	-----

Virginia - 68 • 8-13 (3-7)

##	Player	Total FG-FGA	3-Ptr FG-FGA	FT-FTA	Rebounds Off Def Tot	PF	TP	A	TO	Blk	Stl	Min
1	Carole Miller	G 2-7	0-0	0-0	1 0 1	0	4	0	2	0	1	14:20
4	Dominique Toussaint	G 8-20	0-4	0-2	1 5 6	4	16	3	3	0	3	34:48
13	Jocelyn Willoughby	G 7-14	0-2	1-2	6 6 12	2	15	1	2	1	1	38:03
14	Lisa Jablonowski	G 0-3	0-0	4-4	6 2 8	4	4	0	2	0	0	34:57
23	Amandine Toi	G 4-7	4-7	1-2	0 0 0	1	13	1	0	0	0	22:21
15	Kylie Komegay-Lucas	0-2	0-0	0-2	0 1 1	3	0	4	1	0	2	16:55
21	Dani Lawson	0-2	0-0	0-0	1 3 4	3	0	0	2	0	0	10:15
10	Shemera Williams	3-10	0-4	8-9	2 1 3	2	14	3	3	1	1	26:35
0	Dylan Horton	0-1	0-1	2-2	0 0 0	0	2	0	0	0	0	01:46
Totals		24-66	4-18	16-23	17 21 38	19	68	12	14	4	8	200:00

FG % 1st: 3-15 20.0% 2nd: 5-19 26.3% 3rd: 6-18 33.3% 4th: 10-14 71.4% Game: 24-66 36.4%
 3PT % 1st: 0-6 0.0% 2nd: 1-5 20.0% 3rd: 0-3 0.0% 4th: 3-4 75.0% Game: 4-18 22.2%
 FT % 1st: 2-6 33.3% 2nd: 2-2 100.0% 3rd: 7-10 70.0% 4th: 5-5 100.0% Game: 16-23 69.6%

North Carolina - 78 • 15-6 (6-4)

##	Player	Total FG-FGA	3-Ptr FG-FGA	FT-FTA	Rebounds Off Def Tot	PF	TP	A	TO	Blk	Stl	Min
21	Malu Tshitenge	F 8-11	0-0	0-2	5 0 5	2	16	4	2	1	1	31:34
30	Janelle Bailey	C 10-15	0-0	3-5	2 15 17	3	23	3	4	3	0	37:41
1	Taylor Koenen	G 2-10	1-5	1-1	0 3 3	5	6	5	2	0	1	26:06
3	Madinah Muhammad	G 5-14	3-7	4-4	0 3 3	3	17	0	4	0	3	35:03
22	Shayla Bennett	G 3-8	1-3	0-0	0 3 3	2	7	6	1	0	1	38:03
32	Nia Daniel	1-3	0-0	2-2	2 0 2	2	4	0	0	0	0	12:55
20	Leah Church	1-2	1-2	2-3	0 0 0	3	5	0	1	0	0	14:41
4	Kennady Tucker	0-0	0-0	0-0	0 0 0	0	0	0	2	0	0	03:06
14	Liz Roberts	0-0	0-0	0-0	0 0 0	0	0	0	0	0	0	00:51
Totals		30-63	6-17	12-17	13 25 38	20	78	18	16	4	6	200:00

FG % 1st: 9-17 52.9% 2nd: 7-13 53.8% 3rd: 6-13 46.2% 4th: 8-20 40.0% Game: 30-63 47.6%
 3PT % 1st: 2-6 33.3% 2nd: 2-3 66.7% 3rd: 1-7 14.3% 4th: 1-1 100.0% Game: 6-17 35.3%
 FT % 1st: 1-1 100.0% 2nd: 6-6 100.0% 3rd: 2-5 40.0% 4th: 3-5 60.0% Game: 12-17 70.6%

Officials: Tiara Cruse, Jeffrey Smith, Jules Gallien
 Technical fouls: Virginia - NONE North Carolina - NONE
 Attendance: 1957

Score by periods	1st	2nd	3rd	4th	Total
Virginia	8	13	19	28	68
North Carolina	21	22	15	20	78

	In	Off	2nd	Fast
Points	Paint	T/O	Chance	Break
UVA	24	16	12	27
UNC	32	17	15	16

Last FG - UVA 4th-0:04, UNC 4th-0:37.
 Largest lead - UVA by 2 1st-9:55, UNC by 28 3rd-6:12
 UVA led for 0:20, UNC led for 39:02. Game was tied for 00:38

Game 21

Game 22

Game 23

Game 24

Clemson - 72 • 7-15 (3-8)

##	Player	Total FG-FGA	3-Ptr FG-FGA	FT-FTA	Rebounds Off Def Tot	PF	TP	A	TO	Blk	Stl	Min
5	Amar Robinson	F 3-8	0-1	1-1	2 1 3	5	7	1	1	1	1	20:44
44	Kobi Thornton	F 9-14	0-0	4-11	0 6 6	1	22	1	3	1	0	30:14
12	Hannah Harik	C 2-5	0-1	0-0	1 0 1	5	4	1	0	0	0	12:48
1	Destiny Thomas	C 0-17	0-4	0-0	1 5 6	0	26	6	4	0	0	25:38
3	Kendall Spray	G 6-9	3-6	0-0	0 0 0	2	15	2	2	0	1	28:51
24	Mikayla Hayes	G 1-4	0-1	0-0	0 2 2	1	3	1	2	0	0	20:19
31	Shania Meertens	1-2	0-0	0-0	1 0 1	3	2	3	1	0	0	13:09
55	Tylar Bennett	0-0	0-0	0-0	0 1 1	1	0	0	2	0	0	06:53
35	Nique Cherry	0-1	0-0	0-0	0 0 0	0	0	0	0	0	0	04:52
2	Kaylee Sticker	1-1	1-1	0-0	0 0 0	0	0	0	3	1	0	05:31
32	Chyna Cotton	1-1	0-0	1-1	2 1 3	3	0	3	0	0	2	11:20
11	Isis Lopes	2-3	1-3	0-0	1 1 2	1	5	1	2	1	0	13:03
22	Danae McNeal	3-4	0-0	3-4	0 1 1	0	9	0	0	0	0	03:59
21	Skylar Blackstock	0-0	0-0	0-0	0 0 0	1	0	0	0	0	0	02:39
Totals		29-64	5-17	9-17	11 20 31	20	72	13	12	4	6	200:00

FG % 1st: 5-18 27.8% 2nd: 6-14 42.9% 3rd: 8-17 47.1% 4th: 10-15 66.7% Game: 29-64 45.3%
 3PT % 1st: 0-4 0.0% 2nd: 1-6 16.7% 3rd: 2-4 50.0% 4th: 2-4 50.0% Game: 5-17 29.4%
 FT % 1st: 0-0 0.0% 2nd: 4-8 50.0% 3rd: 1-3 33.3% 4th: 4-6 66.7% Game: 9-17 52.9%

North Carolina - 86 • 16-6 (7-4)

##	Player	Total FG-FGA	3-Ptr FG-FGA	FT-FTA	Rebounds Off Def Tot	PF	TP	A	TO	Blk	Stl	Min
21	Malu Tshitenge	F 3-4	0-0	3-4	5 1 6	3	9	0	0	1	0	32:15
30	Janelle Bailey	C 9-16	0-0	5-6	1 8 9	4	23	0	2	3	0	29:11
1	Taylor Koenen	C 11-17	4-8	0-1	1 6 7	0	26	6	4	0	1	35:29
3	Madinah Muhammad	G 5-12	3-8	1-1	2 2 4	1	14	3	2	0	1	32:02
22	Shayla Bennett	G 3-9	1-5	2-2	0 2 2	3	9	8	3	1	1	27:54
20	Leah Church	0-0	0-0	0-0	0 0 0	1	0	1	0	0	0	09:55
32	Nia Daniel	1-4	0-0	1-2	0 1 1	2	3	0	0	0	0	14:48
4	Kennady Tucker	0-2	0-1	2-4	1 0 1	1	2	5	1	0	0	12:12
33	Lexi Duckett	0-0	0-0	0-0	0 2 2	3	0	0	0	0	0	03:31
14	Liz Roberts	0-0	0-0	0-0	0 0 0	0	0	0	0	0	0	01:43
Totals		32-64	8-22	14-20	14 27 41	18	86	23	12	7	4	200:00

FG % 1st: 12-22 54.5% 2nd: 8-15 53.3% 3rd: 5-14 35.7% 4th: 7-13 53.8% Game: 32-64 50.0%
 3PT % 1st: 2-6 33.3% 2nd: 2-5 40.0% 3rd: 3-9 33.3% 4th: 1-2 50.0% Game: 8-22 36.4%
 FT % 1st: 1-2 50.0% 2nd: 2-3 66.7% 3rd: 3-3 100.0% 4th: 6-8 75.0% Game: 14-20 70.0%

Officials: Billy Smith, Mark Hardcastle, Talisa Green
 Technical fouls: Clemson - NONE North Carolina - NONE
 Attendance: 1852

Score by periods	1st	2nd	3rd	4th	Total
Clemson	10	17	19	26	72
North Carolina	17	20	18	21	86

	In	Off	2nd	Fast
Points	Paint	T/O	Chance	Break
CLE	30	8	11	3
UNC	30	16	14	11

Last FG - CLE 4th-0:46, UNC 4th-1:04.
 Largest lead - CLE by 2 1st-9:45, UNC by 22 2nd-8:35
 CLE led for 0:15, UNC led for 39:05. Game was tied for 00:42



Virginia Tech - 72 • 17-6 (7-5)

##	Player	Total FG-FGA	3-Ptr FG-FGA	FT-FTA	Rebounds Off Def Tot	PF	TP	A	TO	Blk	Stl	Min
21	Lycia Rivers	F 2-8	0-1	0-0	3 4 7	3	4	1	0	2	2	22:48
33	Elizabeth Kitley	C 7-10	0-0	3-6	2 3 5	4	17	0	0	0	0	25:23
2	Aisha Sheppard	G 6-17	3-11	0-0	2 2 4	4	15	2	3	0	2	30:08
4	Dara Mabrey	G 2-9	2-7	12-12	0 3 3	2	18	2	0	0	0	39:03
5	Taja Cole	G 2-9	0-1	4-8	1 7 8	4	8	3	6	0	1	37:02
00	Trinity Baptiste	2-7	0-0	3-4	4 4 8	4	8	4	2	0	1	21:34
22	Cayla King	1-1	1-1	0-0	0 0 0	1	3	0	2	0	0	12:59
40	Alex Obouh Fegue	0-2	0-0	0-0	0 3 3	2	0	2	0	3	0	11:03
Totals		22-63	6-21	22-30	14 31 45	24	72	12	14	7	6	200:00

FG % 1st: 6-19 31.6% 2nd: 6-17 35.3% 3rd: 6-15 40.0% 4th: 4-12 33.3% Game: 22-63 34.9%
 3PT % 1st: 2-6 33.3% 2nd: 2-5 40.0% 3rd: 1-4 25.0% 4th: 1-6 16.7% Game: 6-21 28.6%
 FT % 1st: 3-4 75.0% 2nd: 3-5 60.0% 3rd: 3-3 100.0% 4th: 13-18 72.2% Game: 22-30 73.3%

North Carolina - 63 • 16-8 (7-6)

##	Player	Total FG-FGA	3-Ptr FG-FGA	FT-FTA	Rebounds Off Def Tot	PF	TP	A	TO	Blk	Stl	Min
21	Malu Tshitenge	F 2-6	0-0	4-9	3 5 8	2	8	1	1	0	0	34:35
30	Janelle Bailey	C 6-15	0-0	1-1	0 6 6	5	13	3	4	1	1	34:16
1	Taylor Koenen	G 6-14	1-5	6-8	1 9 10	5	19	1	2	0	2	39:09
3	Madinah Muhammad	G 0-4	0-1	0-0	0 1 1	4	0	4	0	0	2	14:43
22	Shayla Bennett	G 5-20	0-4	4-5	1 4 5	2	14	6	2	0	1	40:00
20	Leah Church	1-2	0-1	6-7	0 0 0	3	8	0	0	0	0	15:41
32	Nia Daniel	0-0	0-0	0-0	0 1 1	1	0	1	0	0	0	04:31
4	Kennady Tucker	0-1	0-0	1-2	3 2 5	3	1	0	0	0	2	17:05
Totals		20-62	1-11	<								

Official Basketball Box Score - Final
Syracuse vs North Carolina
 02/13/20 Carmichael Arena, Chapel Hill

Game Time: 7:00 PM
 Game Duration: 1:52

Syracuse - 74 • 13-11 (7-6)

##	Player	F	C	G	Total FG-FGA	3-Ptr FG-FGA	FT-FTA	Rebounds			PF	TP	A	TO	Blk	Stl	Min
								Off	Def	Tot							
45	Digna Strautmene	F			7-10	3-6	0-0	2	3	5	3	17	0	1	2	0	28:00
22	Amaya Finklea-Guity	F			0-2	0-0	1-2	0	2	2	2	1	0	1	2	0	16:54
11	Gabrielle Cooper	C			2-7	1-4	0-0	2	7	9	1	5	2	2	0	2	35:15
21	Emily Engstler	G			6-13	4-10	0-0	3	12	15	4	16	3	5	3	0	36:00
23	Kiara Lewis	G			7-14	2-6	1-2	0	3	3	2	17	4	1	0	2	39:22
3	Maeva Djaldi-Tabdi	F			2-8	0-1	2-2	2	4	6	2	6	2	4	2	0	16:22
5	Teisha Hyman	F			1-4	1-3	2-2	0	3	3	2	5	2	3	0	3	17:10
0	Elemy Colome	F			1-1	0-0	0-0	0	0	0	1	2	0	0	0	0	03:16
1	Taleah Washington	F			2-4	1-1	0-0	1	0	1	1	5	0	0	1	0	06:47
2	Whisper Fisher	F			0-0	0-0	0-0	0	0	0	0	0	0	0	0	0	00:54
Team								2	2	4							
Totals					28-63	12-31	6-8	12	36	48	18	74	13	18	10	7	200:00

FG % 1st: 7-20 35.0% 2nd: 7-16 43.8% 3rd: 9-15 60.0% 4th: 5-12 41.7% Game: 28-63 44.4%
 3PT % 1st: 2-10 20.0% 2nd: 3-7 42.9% 3rd: 5-7 71.4% 4th: 2-7 28.6% Game: 12-31 38.7%
 FT % 1st: 1-2 50.0% 2nd: 1-2 50.0% 3rd: 2-2 100.0% 4th: 2-2 100.0% Game: 6-8 75.0%
 DeadBall Rebounds: 1,0

North Carolina - 56 • 16-9 (7-7)

##	Player	F	C	G	Total FG-FGA	3-Ptr FG-FGA	FT-FTA	Rebounds			PF	TP	A	TO	Blk	Stl	Min
								Off	Def	Tot							
21	Malu Tshitenge	F			5-11	0-0	1-3	5	6	11	1	11	0	2	2	0	28:43
30	Janelle Bailey	C			4-14	0-0	4-4	5	2	7	1	12	2	1	3	2	33:14
1	Taylor Koenen	G			2-13	0-4	0-0	1	4	5	2	4	5	4	0	3	36:24
3	Madinah Muhammad	G			7-19	3-11	2-4	1	3	4	1	19	0	2	0	3	35:13
22	Shayla Bennett	G			2-8	0-3	2-2	1	1	2	1	6	4	0	2	2	38:42
20	Leah Church	G			1-4	1-4	0-0	0	2	2	0	3	0	0	0	1	11:06
4	Kennady Tucker	F			0-3	0-0	1-2	1	0	1	5	1	0	0	0	0	16:38
Team								4	5	9							
Totals					21-72	4-22	10-15	18	23	41	11	56	13	14	5	11	200:00

FG % 1st: 6-21 28.6% 2nd: 2-15 13.3% 3rd: 6-19 31.6% 4th: 7-17 41.2% Game: 21-72 29.2%
 3PT % 1st: 2-7 28.6% 2nd: 0-5 0.0% 3rd: 1-4 25.0% 4th: 1-6 16.7% Game: 4-22 18.2%
 FT % 1st: 2-3 66.7% 2nd: 3-4 75.0% 3rd: 2-2 100.0% 4th: 3-6 50.0% Game: 10-15 66.7%
 DeadBall Rebounds: 2,1

Score by periods	1st	2nd	3rd	4th	Total
Syracuse	17	18	25	14	74
North Carolina	16	7	15	18	56

	In	Off	2nd	Fast
Points	Paint	T/O	Chance	Break
SYR	24	11	12	4
UNC	24	15	14	11

Officials: Maj Forsberg, Rod Creech, Kevin Dillard
 Technical Fouls: Syracuse - NONE North Carolina - NONE
 Attendance: 1564
 Largest lead - SYR by 22 3rd - 1:34 UNC by 4 1st - 8:05
 SYR led for 32:50 UNC led for 4:43. Game was tied for 02:27
 Score tied - 3 times.
 Lead changed - 3 times.

Game 25
Game 27

Game 26
Game 28

Official Basketball Box Score - Final
North Carolina at Boston College
 02/16/20 Conte Forum, Boston
 2019-20 Women's Basketball

Game Time: 5:00 PM
 Game Duration: 1:51
 Attendance: 2,217

NO.	Name	Min	FG M-A	3P M-A	FT M-A	Rebounds			Fouls	TP	AS	TO	ST	Blocks BS-BA	+/-	Shooting By Period	
						OR	DR	TOT								1st	2nd
21	Malu Tshitenge	F	20:35	3-5	0-0	2	1	3	4	1	6	0	2	1	0	0	9
30	Janelle Bailey	C	23:29	4-6	0-0	2	1	0	1	5	1	10	2	5	0	1	14
1	Taylor Koenen	G	32:41	7-14	0-4	1-4	2	4	6	4	2	15	2	3	0	0	14
3	Madinah Muhammad	G	32:58	4-11	2-6	6-6	0	7	7	5	5	16	2	4	0	1	19
22	Shayla Bennett	G	39:00	5-12	1-3	6-6	1	8	9	2	7	17	1	2	2	0	18
20	Leah Church	G	25:42	4-6	3-5	0-0	2	2	1	1	1	11	0	0	1	0	15
4	Kennady Tucker	F	16:16	0-5	0-2	0-0	1	1	1	1	1	0	2	0	0	0	3
32	Nia Daniel	F	08:19	0-2	0-2	0-0	0	0	0	1	0	0	0	0	0	0	4
33	Lexi Duckett	F	01:00	0-0	0-0	0-0	0	0	0	0	0	0	0	0	0	0	0
Team																	
Totals			27-61	6-22	15-18	9	24	33	24	18	75	9	16	4	1	2	18

Technical Fouls: Bench 4th 2:58
 GM FG% 27-61 44.3%
 3PT% 6-22 27.3%
 FT% 15-18 83.3%
 Dead Ball Rebounds: 2,0

NO.	Name	Min	FG M-A	3P M-A	FT M-A	Rebounds			Fouls	TP	AS	TO	ST	Blocks BS-BA	+/-	Shooting By Period	
						OR	DR	TOT								1st	2nd
11	Emma Guy	F	35:56	6-9	0-0	2-3	3	3	6	2	5	14	2	0	1	0	19
13	Taylor Soule	F	27:29	11-13	0-0	7-10	5	7	12	3	8	29	1	1	0	0	20
4	Taylor Ortlepp	G	21:32	1-2	1-2	0-0	0	3	3	2	0	3	1	3	0	0	1
10	Makayla Dickens	G	33:33	3-12	1-5	5-8	0	5	5	2	5	12	3	1	2	0	25
14	Marnelle Garraud	G	33:31	6-9	4-7	1-2	0	3	3	3	2	17	7	2	0	0	18
11	Cameron Swartz	F	10:00	3-7	1-2	0-0	0	0	0	3	0	7	1	2	0	1	1
5	Georgia Pineau	F	21:46	3-8	0-0	1-2	0	2	2	3	3	7	2	1	0	0	6
3	Jaelyn Batts	F	13:13	2-3	0-0	0-0	0	0	0	0	0	4	0	0	1	0	2
23	Milan Bolden-Morris	F	01:00	0-0	0-0	0-0	0	0	0	0	0	0	0	0	0	0	0
31	Sydney Lowery	F	01:00	0-0	0-0	0-0	0	0	0	0	0	0	0	0	0	0	0
32	Clara Ford	F	01:00	0-0	0-0	0-0	0	0	0	0	0	0	0	0	0	0	0
Team																	
Totals			35-63	7-16	16-25	9	25	34	18	23	93	17	12	3	2	1	18

Technical Fouls: NONE
 GM FG% 35-63 55.6%
 3PT% 7-16 43.8%
 FT% 16-25 64.0%
 Dead Ball Rebounds: 4,1

Biggest lead	UNC		BC		Points from Turnovers	Paint	Second Chance	Fast Breaks	Bench	Period by Period Scoring				
	1 (1st 0:54)	18 (4th 2:03)	18 (4th 2:03)	0						1st	2nd	3rd	4th	TOT
Best Scoring Run	8 (4th 9:08)		7 (4th 5:27)		22	46	12	9	18	15	18	21	21	75
Lead Changes	4		1		6	9	11	18	11	14	22	30	27	93
Times Tied	1		0		6	9	11	18	11	14	22	30	27	93
Time with Lead	01:29		38:08		6	9	11	18	11	14	22	30	27	93

Official Basketball Box Score - Final
North Carolina at Wake Forest
 02/23/20 LJM Coliseum, Winston-Salem
 2019-20 Women's Basketball

Game Time: 5:00 PM
 Game Duration: 2:15
 Attendance: 1,820

North Carolina - 79

Record: 16-11 (7-9)

Officials: Dee Kanter, Jennifer Rozac, Kevin Sparrock

NO.	Name	Min	FG M-A	3P M-A	FT M-A	Rebounds			Fouls	TP	AS	TO	ST	Blocks BS-BA	+/-	Shooting By Period	
						OR	DR	TOT								1st	2nd
21	Malu Tshitenge	F	27:41	5-7	0-0	2-2	1	7	8	2	3	12	0	1	0	0	-8
1	Taylor Koenen	G	44:56	3-19	0-4	11-14	3	8	11	3	7	17	0	2	3	1	-5
3	Madinah Muhammad	G	42:05	10-26	1-6	0-0	6	1	7	5	2	21	2	2	1	0	2-4
20	Leah Church	G	23:11	1-2	1-1	2-3	1	3	4	2	1	5	0	2	0	0	-1
22	Shayla Bennett	G	45:00	6-17	0-3	4-5	2	2	4	2	7	16	5	3	1	1	-3
4	Kennady Tucker	F	19:41	0-3	0-0	0-0	1	0	1	3	0	0	0	3	1	0	1
32	Nia Daniel	F	22:26	3-6	0-0	2-2	2	1	3	3	1	8	0	1	1	0	3
Team							5	3	8			0	0				
Totals			28-80	2-14	21-26	21	25	46	20	21	79	7	14	7	2	5	-3

Technical Fouls: NONE
 Dead Ball Rebounds: 2,1

Wake Forest - 82

Record: 14-14 (7-10)

NO.	Name	Min	FG M-A	3P M-A	FT M-A	Rebounds			Fouls	TP	AS	TO	ST	Blocks BS-BA	+/-	Shooting By Period	
						OR	DR	TOT								1st	2nd
11	Ivana Raca	F															



#1
TAYLOR KOENEN
 (KOO-nen)
SR • GUARD • 6-2
SAVAGE, MINN.
(SHAKOPEE HS)

Business Administration Major

.....2019-20 SEASON HIGHS	CAREER HIGHS
Points..... 26 vs. Clemson, 2/2/20	26 vs. Clemson, 2/2/20
Rebounds 11, 2x; last vs. NC State, 1/9/20	15 vs. Boston College, 2/21/19
FG..... 11 vs. Clemson, 2/2/20	11 vs. Clemson, 2/2/20
FGA 19 vs. Wake Forest, 2/23/20	19 vs. Wake Forest, 2/23/20
3FG..... 6 vs FSU, 1/2/20	6 vs FSU, 1/2/20
3FGA..... 10 vs FSU, 1/2/20	10 vs FSU, 1/2/20
FT 11 vs. Wake Forest, 2/23/20	11 vs. Wake Forest, 2/23/20
FTA..... 14 vs. Wake Forest, 2/23/20	14 vs. Wake Forest, 2/23/20
Assists 6, 3x, last vs. Clemson, 2/2/20	8, 2x; last vs. Syracuse, 2/22/18
Steals..... 5 vs. Miami, 1/16/20	5 vs. Miami, 1/16/20
Blocks..... 2, 4x; last vs. Clemson, 2/2/20	3, 4x; last at Pitt, 2/14/19
Minutes..... 45 vs. Ga Tech, 1/23/20	45, 2x; last vs. Ga Tech, 1/23/20

Honors

- Recipient of an ACC Weaver-James-Corrigan Postgraduate Award, announced on Feb. 21. Of the 50 total honorees, Koenen is one of eight who are planning on professional careers and received honorary awards instead of postgraduate scholarships. She was the only women's basketball player on this year's list.
- Selected as the team captain, an honor announced on Sept. 25 just before the team's first practice of the season, as the Tar Heels were gathered in the office conference room.
- Named to the All-ACC Academic Team in her freshman, sophomore and junior years.

Bio Updates

- Has started 100 consecutive games: the last nine games of her freshman year, all 31 as a sophomore, all 33 as a junior, and 27 so far as a senior.
- Has played in every game since coming to UNC, a total that stands at 122 after the Wake game.
- Scored her 1,000th career point in the loss at FSU and was honored for that feat prior to the following game, against Miami on Jan. 16
- Is the 38th player in school history to reach 1,000 points but just the fifth player with 1,000 points, 700 rebounds and 300 assists
- Third player in program history with 1,000 points, 700 rebounds, 300 assists and 100 threes
- Scored a career high 23 against Illinois and then came close to that with 22 at FSU
- Had season-high six assists in back-to-back games (UVA, Va Tech)
- Had a double-double (14 points, team-high 11 rebounds) vs. NC State
- Career high 5 steals vs Miami
- Has played every minute of four games this season, all in ACC play: (40 vs. FSU, Louisville and Duke, 45 vs. Georgia Tech)
- Scored a career high 26 against Clemson. Also tied season highs with six assists and two blocks in that game.
- Double-double (19/10) vs Virginia Tech
- Career-high 11 free throws (on a career-high 14 attempts) vs. Wake Forest

More on Koenen

- Nickname is "Tay"
- Represents the team on UNC's Student-Athlete Advisory Council and in 2018 was one of three student-athletes selected to serve on the ACC Autonomy Committee. In that role, she attended the NCAA Convention in Orlando in January 2019.
- Favorite class at UNC has been a Kenan-Flagler Business School class called Applied Improvisation for Business Communication

Career

KOENEN, Taylor

SEASON	TEAM	GP-GS	MIN/AVG	Field Goals		3-Point		F-Throws		Rebounds				Scoring						
				FG-FGA	FG%	3FG-FGA	3FG%	FT-FTA	FT%	OFF	DEF	TOT	AVG	PF-FO	AST	TO	BLK	STL	PTS	AVG
2016-17	UNC	31-12	816/26.3	74-243	.305	16-89	.180	41-68	.603	51	107	158	5.1	72-2	51	62	20	21	205	6.6
2017-18	UNC	31-31	1099/35.5	104-280	.371	16-92	.174	26-43	.605	63	148	211	6.8	65-1	110	88	24	35	250	8.1
2018-19	UNC	33-33	1144/34.7	116-299	.388	25-88	.284	61-79	.772	65	162	227	6.9	73-2	92	71	22	49	318	9.6
2019-20	UNC	27-27	936/34.7	144-345	.417	46-134	.343	51-74	.689	42	145	187	6.9	58-2	87	57	21	44	385	14.3
TOTAL		122-103	3995/32.7	438-1167	.375	103-403	.256	179-264	.678	221	562	783	6.4	268-7	340	278	87	149	1158	9.5



#3
MADINAH
MUHAMMAD
 (muh-DEE-nuh)
SR • GUARD • 5-8
CHICAGO, ILL.
(MISSISSIPPI/WHITNEY YOUNG HS)

Communication Studies Major

.....2019-20 SEASON HIGHS CAREER HIGHS
 Points..... 24 vs. Missouri, 11/29/19..... 31 vs. Tennessee, 1/25/18
 Rebounds 8 vs. Pitt, 12/30/19..... 8, 2x; last vs. Pitt, 12/30/19
 FG..... 10 vs. Wake Forest, 2/23/20..... 11, 2x; last vs. Ark St., 12/2/17
 FGA 26 vs. Wake Forest, 2/23/20..... 26 vs. Wake Forest, 2/23/20
 3FG..... 6 vs. Missouri, 11/29/19..... 7 vs. Tennessee, 1/25/18
 3FGA 13 vs. CSU, 11/15/19..... 13, 3x; last vs CSU, 11/15/19
 FT 8 vs. Alabama, 12/15/19..... 12 vs. Troy, 11/21/17
 FTA..... 9, 2x; last vs. Alabama, 12/15/19..... 13 vs. Troy, 11/21/17
 Assists 5 vs. CSU, 11/15/19..... 9, 2x; last vs. Florida, 1/7/18
 Steals..... 3, 2x; 1st vs. Syracuse, 2/13/20..... 7 vs. Southeastern La., 11/11/16
 Blocks 1, 4x; 1st vs. BC, 2/16/20..... 1, numerous occasions
 Minutes..... 42 vs. Wake Forest, 2/23/20..... 42 vs. Wake Forest, 2/23/20

Honors

- Named MVP of the Cancun Classic Riviera Division after averaging 22 points in the Tar Heels' two games in Mexico over Thanksgiving

Bio Updates

- Has started every game this season after sitting out last year as a transfer from University of Mississippi
- Scored a season-high 24 points against Missouri and earned tournament MVP honors
- Led UNC with 20 points in the ACC-opening win over Pitt, bouncing back from an 0-for-10 day in the previous game against Yale
- Scored eight points in just over a minute during a second-quarter run against Virginia in which UNC pulled away
- Scored seven of UNC's 13 points in the overtime period against GT
- Had 17 points, including three three-pointers and 4-for-4 free throw shooting, against Virginia
- Scored 14 points, highlighted by a third-quarter four-point play, against Clemson
- Leading scorer with 19 in the loss to Syracuse on 2/13
- Leading scorer with 21 in the OT loss at Wake Forest, where she played a career-high 42 minutes

More on Muhammad

- Teammates call her "Dino"
- As a junior (2017-18), led Mississippi with 16.8 points per game, eighth in the Southeastern Conference. Her total of 67 three-pointers ranked sixth in the SEC.

2019-20 Game-by-Game

Date	Opponent	GS	FG-A	3FG-A	FT-A	O-D-R	A	T	B	S	Pts	Min
11/7	WCU	*	2-7	2-5	0-0	1-1-2	1	3	0	1	6	21
11/11	Navy	*	4-9	2-3	3-5	3-1-4	2	0	0	2	13	25
11/15	CSU	*	4-15	3-13	3-6	2-3-5	5	0	1	0	14	25
11/22	Elon	*	5-13	1-5	3-4	1-6-7	2	0	0	2	14	31
11/28	Temple	*	6-8	4-6	4-7	0-7-7	1	3	0	1	20	36
11/29	Missouri	*	6-13	6-10	6-9	1-4-5	1	0	1	2	24	40
12/5	Illinois	*	4-13	2-7	2-2	0-2-2	3	4	0	2	12	30
12/8	NC Central	*	3-8	1-3	2-2	1-2-3	5	1	0	1	9	34
12/15	Alabama	*	5-13	2-4	8-9	2-1-3	1	1	0	1	20	34
12/20	UNCW	*	5-8	3-6	2-2	1-1-2	1	0	0	2	15	27
12/28	Yale	*	0-10	0-3	0-0	1-2-3	0	0	0	0	0	16
12/30	Pitt	*	7-17	4-9	2-2	0-8-8	0	2	0	0	20	31
1/2	Virginia	*	4-11	3-9	0-0	0-5-5	4	4	0	2	11	30
1/5	Va Tech	*	3-13	0-7	4-5	0-2-2	2	3	1	1	10	32
1/9	NC State	*	3-11	1-6	6-8	1-5-6	3	1	0	0	13	33
1/12	FSU	*	3-14	1-6	1-2	0-4-4	2	0	0	3	8	32
1/16	Miami	*	2-9	1-6	0-0	0-4-4	2	1	0	0	5	28
1/19	Louisville	*	7-15	3-9	0-0	0-3-3	1	2	0	1	17	34
1/23	Ga Tech	*	6-11	3-4	2-2	0-5-5	1	2	0	1	17	28
1/26	NC State	*	2-10	2-4	0-0	1-3-4	1	0	0	0	6	26
1/30	Virginia	*	5-14	3-7	4-4	0-3-3	0	4	0	3	17	35
2/2	Clemson	*	5-12	3-8	1-1	2-2-4	3	2	0	1	14	32
2/6	Duke	*	3-12	1-7	0-2	0-0-0	1	1	0	1	7	29
2/9	Va Tech	*	0-4	0-1	0-0	0-1-1	0	4	0	2	0	15
2/13	Syracuse	*	7-19	3-11	2-4	1-3-4	0	2	0	3	19	35
2/16	BC	*	4-11	2-6	6-6	0-7-7	2	4	1	0	16	33
2/23	Wake Forest	*	10-26	1-6	0-0	6-1-7	2	2	0	1	21	42

Career

MUHAMMAD, Madinah

SEASON	TEAM	GP-GS	MIN/AVG	Field Goals		3-Point		F-Throws		Rebounds				Scoring						
				FG-FGA	FG%	3FG-FGA	3FG%	FT-FTA	FT%	OFF	DEF	TOT	AVG	PF-FO	AST	TO	BLK	STL	PTS	AVG
2015-16	OM	30-21	544/18.1	73-254	.287	37-129	.287	43-54	.796	12	30	42	1.4	71-0	23	40	6	25	226	7.5
2016-17	OM	28-27	839/30.0	119-329	.362	50-159	.314	77-93	.828	22	56	78	2.8	79-3	57	77	5	52	365	13.0
2017-18	OM	29-24	973/33.6	153-459	.333	67-199	.337	115-135	.852	16	75	91	3.1	71-3	74	76	4	45	488	16.8
2019-20	UNC	27-27	805/29.8	115-326	.353	57-171	.333	61-82	.744	24	86	110	4.1	66-4	45	46	4	33	348	12.9
TOTAL FOR UNC		27-27	805/29.8	115-326	.353	57-171	.333	61-82	.744	24	86	110	4.1	66-4	45	46	4	33	348	12.9
TOTAL		114-99	3161/27.7	460-1368	.336	211-658	.321	296-364	.813	74	247	321	2.8	287-10	199	239	19	155	1427	12.5



#4
KENNADY TUCKER
FR • GUARD • 5-10
LITTLE ROCK, ARK.
(North Little Rock HS)

Major Undeclared

.....2019-20 SEASON HIGHS	CAREER HIGHS
Points..... 7, 2x; last vs. Pitt, 12/30/19	Same
Rebounds..... 5, 2x; last vs. Va Tech, 1/5/20	Same
FG..... 3 vs. Pitt, 12/30/19	Same
FGA..... 5, 4x; last vs. BC, 2/16/20	Same
3FG..... 1, 3x; last vs. Pitt, 12/30/19	Same
3FGA..... 2, 2x; last vs. BC, 2/16/20	Same
FT..... 4 vs. NC Central, 12/8/19	Same
FTA..... 5 vs. Miami, 1/16/20	Same
Assists..... 5 vs. Clemson, 2/2/20	Same
Steals..... 2, 5x; last vs. Louisville, 1/19/20	Same
Blocks..... 0	Same
Minutes..... 28 vs. Pitt, 12/30/19	Same

Bio Updates

- Has come off the bench to play in every game
- Scoring high so far is seven points on two occasions, including the ACC opener against Pitt
- Equalled her career high with five rebounds against Virginia Tech
- Had a career-high five assists with one turnover in 12 minutes against Clemson

More on Tucker

- Favorite non-basketball athlete is Serena Williams
- Dream job is to be a sports psychologist and own a shoe store on the side.

2019-20 Game-by-Game

Date	Opponent	GS	FG-A	3FG-A	FT-A	O-D-R	A	T	B	S	Pts	Min
11/7	WCU		2-4	1-2	2-2	2-3-5	2	0	0	2	7	22
11/11	Navy		0-3	0-2	2-2	0-2-2	1	2	0	0	2	21
11/15	CSU		2-3	1-2	1-2	2-0-2	2	0	0	0	6	14
11/22	Elon		1-3	1-1	1-2	1-2-3	0	1	0	1	4	18
11/28	Temple		0-2	0-1	0-0	0-1-1	1	1	1	1	0	19
11/29	Missouri		0-0	0-0	0-0	0-0-0	1	0	0	0	0	9
12/5	Illinois		0-2	0-1	0-0	1-0-1	1	1	0	0	0	12
12/8	NC Central		1-2	0-1	4-4	0-0-0	1	2	1	2	6	16
12/15	Alabama		1-3	0-0	0-0	0-0-0	1	0	0	0	2	9
12/20	UNCW		1-5	0-1	0-0	1-1-2	1	2	0	0	2	21
12/28	Yale		0-1	0-0	0-0	0-2-2	0	2	0	1	0	8
12/30	Pitt		3-5	1-1	0-0	2-1-3	2	2	0	2	7	28
1/2	Virginia		0-3	0-1	0-0	0-1-1	0	0	0	1	0	7
1/5	Va Tech		0-1	0-1	0-0	1-4-5	1	0	0	0	0	21
1/9	NC State		0-0	0-0	0-0	0-0-0	0	0	0	0	0	5
1/12	FSU		0-3	0-2	0-0	0-0-0	0	2	0	0	0	10
1/16	Miami		0-0	0-0	3-5	0-0-0	0	2	0	2	3	14
1/19	Louisville		2-5	0-1	1-3	1-0-1	2	2	0	2	5	17
1/23	Ga Tech		0-1	0-0	0-0	0-0-0	0	1	0	0	0	1
1/26	NC State		0-1	0-1	0-0	0-0-0	0	1	0	1	0	15
1/30	Virginia		0-0	0-0	0-0	0-0-0	0	2	0	0	0	3
2/2	Clemson		0-2	0-1	2-4	1-0-1	5	1	0	0	2	12
2/6	Duke		0-0	0-0	0-0	0-0-0	0	0	0	0	1	0
2/9	Va Tech		0-1	0-0	1-2	3-2-5	0	0	0	2	1	17
2/13	Syracuse		0-3	0-0	1-2	1-0-1	0	0	0	0	1	17
2/16	BC		0-5	0-2	0-0	0-1-1	2	0	0	0	0	16
2/23	Wake Forest		0-3	0-0	0-0	1-0-1	0	3	0	1	0	20

Career

TUCKER, Kennady

SEASON	TEAM	GP-GS	MIN/AVG	Field Goals		3-Point		F-Throws		Rebounds				Scoring						
				FG-FGA	FG%	3FG-FGA	3FG%	FT-FTA	FT%	OFF	DEF	TOT	AVG	PF-FO	AST	TO	BLK	STL	PTS	AVG
2019-20	UNC	27-0	373/13.8	13-61	.213	4-21	.190	18-28	.643	17	20	37	1.4	49-1	23	27	2	18	48	1.8
TOTAL		27-0	373/13.8	13-61	.213	4-21	.190	18-28	.643	17	20	37	1.4	49-1	23	27	2	18	48	1.8



#11
EMILY SULLIVAN
JR • FORWARD • 6-4
EVANSVILLE, IND.
(REITZ MEMORIAL HS)

Broadcast Journalism Major

.....2019-20 SEASON HIGHS		CAREER HIGHS	
Points.....	9 vs. NC Central, 12/8/19	12 vs. Alabama State, 11/11/16	
Rebounds.....	9 vs. NC Central, 12/8/19	9 vs. NC Central, 12/8/19	
FG.....	3 vs. NC Central, 12/8/19	5, 2x; last vs. Radford, 11/16/17	
FGA.....	4 vs. NC Central, 12/8/19	9 vs. Alabama State, 11/11/16	
3FG.....	0	0	
3FGA.....	0	0	
FT.....	3 vs. NC Central, 12/8/19	4 vs. Clemson, 11/11/18	
FTA.....	6 vs. NC Central, 12/8/19	6 vs. Clemson, 11/11/18	
Assists.....	2 vs. NC Central, 12/8/19	2 vs. NC Central, 12/8/19	
Steals.....	0	2 vs. Alabama State, 11/11/16	
Blocks.....	3 vs. NC Central, 12/8/19	5 vs. Syracuse, 3/2/17	
Minutes.....	14 vs. NC Central, 12/8/19	28 vs. Syracuse, 3/2/17	

Bio Updates

- Has played in nine games
- Recently underwent foot surgery and is out for the season

More on Sullivan

- Member of the staff for Sports Xtra, a student program out of the Hussman School of Journalism and Media
- Dream job is to be an ESPN reporter or a media lawyer

2019-20 Game-by-Game

Date	Opponent	GS	FG-A	3FG-A	FT-A	O-D-R	A	T	B	S	Pts	Min
11/7	WCU		0-0	0-0	0-0	0-0-0	0	1	0	0	0	2
11/11	Navy		0-1	0-0	0-0	1-4-5	0	0	0	0	0	9
11/15	CSU		1-3	0-0	0-0	0-1-1	0	0	1	0	2	9
11/22	Elon		1-1	0-0	0-0	0-4-4	0	0	1	0	2	5
11/28	Temple		0-0	0-0	0-0	0-1-1	0	0	0	0	0	1
11/29	Missouri		0-0	0-0	0-0	0-0-0	0	0	0	0	0	1
12/5	Illinois		0-0	0-0	1-2	0-1-1	0	1	0	0	1	4
12/8	NC Central		3-4	0-0	3-6	6-3-9	2	2	3	0	9	14
12/15	Alabama	DNP										
12/20	UNCW		0-1	0-0	0-0	0-0-0	0	0	1	0	0	12
12/28	Yale	DNP-inj										
12/30	Pitt	DNP-inj										
1/2	Virginia	DNP-inj										
1/5	Va Tech	DNP-inj										
1/9	NC State	DNP-inj										
1/12	FSU	DNP-inj										
1/16	Miami	DNP-inj										
1/19	Louisville	DNP-inj										
1/23	Ga Tech	DNP-inj										
1/26	NC State	DNP-inj										
1/30	Virginia	DNP-inj										
2/2	Clemson	DNP-inj										
2/6	Duke	DNP-inj										
2/9	Va Tech	DNP-inj										
2/13	Syracuse	DNP-inj										
2/16	BC	DNP-inj										
2/23	Wake	DNP-inj										

Career

SULLIVAN, Emily

SEASON	TEAM	GP-GS	MIN/AVG	Field Goals		3-Point		F-Throws		Rebounds				Scoring						
				FG-FGA	FG%	3FG-FGA	3FG%	FT-FTA	FT%	OFF	DEF	TOT	AVG	PF-FO	AST	TO	BLK	STL	PTS	AVG
2016-17	UNC	21-0	252/12.0	18-38	.474	0-0	.000	20-25	.800	17	30	47	2.2	26-0	3	12	21	6	56	2.7
2017-18	UNC	22-0	154/7.0	18-35	.514	0-0	.000	10-13	.769	11	15	26	1.2	21-0	3	8	8	3	46	2.1
2019-20	UNC	9-0	56/6.2	5-10	.500	0-0	.000	4-8	.500	7	14	21	2.3	4-0	2	4	6	0	14	1.6
TOTAL		52-0	462/8.9	41-83	.494	0-0	.000	34-46	.739	35	59	94	1.8	51-0	8	24	35	9	116	2.2



#14
LIZ ROBERTS
SR • GUARD • 5-8
CHAPEL HILL, N.C.
(DURHAM ACADEMY)

Sport Administration Major/
 Coaching Minor

.....2019-20 SEASON HIGHSCAREER HIGHS	
Points.....	2 vs. UNCW, 12/20/19	3 vs. Presbyterian, 12/5/17	
Rebounds.....	1 vs. CSU, 11/15/19	2 vs. Radford, 11/16/17	
FG.....	0	1 vs. Presbyterian, 12/5/17	
FGA.....	01, 3x; last vs. Presbyterian, 12/5/17		
3FG.....	0	1 vs. Presbyterian, 12/5/17	
3FGA.....	01, 3x; last vs. Presbyterian, 12/5/17		
FT.....	1 vs. NC Central, 12/8/19	2 vs. SC State, 12/30/16	
FTA.....	2 vs. NC Central, 12/8/19	2, 2x; last vs. NC Central, 12/8/19	
Assists.....	0	1, 2x; last vs. SC State, 12/30/16	
Turnovers.....	0	2 at NC State, 2/23/17	
Steals.....	1 vs. WCU, 11/7/19	1, 2x; last vs. NC Central, 12/8/19	
Blocks.....	0		
Minutes.....	3 vs. NC Central, 12/8/19	5 vs. Coppin State, 12/28/16	

Honors

• Inducted into Phi Beta Kappa honorary society on Nov. 6. She was one of five student-athletes and a total of 162 UNC undergrads

Bio Updates

• Has played in 11 games this season

More on Roberts

- Favorite basketball moment was the Tar Heels' upset of top-ranked Notre Dame at Carmichael during the 2018-19 season.
- Lacrosse is the sport she'd most like to play other than basketball.
- Plans to go into coaching after she graduates in May.

2019-20 Game-by-Game

Date	Opponent	GS	FG-A	3FG-A	FT-A	O-D-R	A	T	B	S	Pts	Min
11/7	WCU		0-0	0-0	0-0	0-0-0	0	0	0	1	0	1
11/11	Navy		0-0	0-0	0-0	0-0-0	0	0	0	0	0	1
11/15	CSU		0-1	0-0	0-0	1-0-1	0	0	0	0	0	1
11/22	Elon		0-0	0-0	0-0	0-0-0	0	0	0	0	0	2
11/28	Temple		0-0	0-0	0-0	0-0-0	0	0	0	0	0	1
11/29	Missouri	DNP										
12/5	Illinois	DNP										
12/8	NC Central		0-0	0-0	1-2	0-0-0	0	0	0	0	1	3
12/15	Alabama	DNP										
12/20	UNCW		1-1	0-0	0-0	0-0-0	0	0	0	0	2	2
12/28	Yale	DNP										
12/30	Pitt	DNP										
1/2	Virginia		0-0	0-0	0-0	0-0-0	0	0	0	0	1	0
1/5	Va Tech	DNP										
1/9	NC State	DNP										
1/12	FSU	DNP										
1/16	Miami		0-0	0-0	0-0	0-0-0	0	0	0	0	0	1
1/19	Louisville	DNP										
1/23	Ga Tech	DNP										
1/26	NC State	DNP										
1/30	Virginia		0-0	0-0	0-0	0-0-0	0	0	0	0	0	1
2/2	Clemson		0-0	0-0	0-0	0-0-0	0	0	0	0	0	2
2/6	Duke	DNP										
2/9	Va Tech	DNP										
2/13	Syracuse	DNP										
2/16	BC	DNP										
2/23	Wake	DNP										

Career

ROBERTS, Liz

SEASON	TEAM	GP-GS	MIN/AVG	Field Goals		3-Point		F-Throws		Rebounds				Scoring						
				FG-FGA	FG%	3FG-FGA	3FG%	FT-FTA	FT%	OFF	DEF	TOT	AVG	PF	FO	AST	TO	BLK	STL	Pts
2016-17	UNC	7-0	19/2.7	0-1	.000	0-1	.000	2-2	1.000	0	1	1	0.1	0-0	2	3	0	0	2	0.3
2017-18	UNC	7-0	14/2.0	1-2	.500	1-2	.500	0-0	.000	1	3	4	0.6	1-0	0	0	0	1	3	0.4
2018-19	UNC	2-0	2/1.0	0-0	.000	0-0	.000	0-0	.000	0	0	0	0.0	0-0	0	0	0	0	0	0.0
2019-20	UNC	11-0	17/1.5	1-2	.500	0-0	.000	1-2	.500	1	0	1	0.1	1-0	0	0	0	1	3	0.3
TOTAL		27-0	52/1.9	2-5	.400	1-3	.333	3-4	.750	2	4	6	0.2	2-0	2	3	0	2	8	0.3



#20
LEAH CHURCH
JR • GUARD • 5-8
PURLEAR, N.C.
(FOREST TRAIL ACADEMY)

Sport Administration Major

.....2019-20 SEASON HIGHS	CAREER HIGHS
Points.....13 vs. Illinois, 12/5/19	20 vs. Georgia Tech, 3/7/19
Rebounds.....7 vs. Yale, 12/28/19	7 vs. Yale, 12/28/19
FG.....4, 2x; last vs BC, 2/16/20	6, 2x; last vs. Ga Tech, 3/7/19
FGA.....10 vs. CSU, 11/15/19	13 vs. Duke, 1/21/18
3FG.....4 vs. Illinois, 12/5/19	6 vs. Georgia Tech, 3/7/19
3FGA.....10 vs. CSU, 11/15/19	11, 2x; last at Duke, 3/3/19
FT.....6 vs. Va Tech, 2/9/20	6 vs. Va Tech, 2/9/20
FTA.....7 vs. Va Tech, 2/9/20	7 vs. Va Tech, 2/9/20
Assists.....2, 2x; last vs. Louisville, 1/19/20	3 vs. Virginia, 2/17/19
Steals.....2, 2x; last vs. Illinois, 12/5/19	2, 6x; last vs. Louisville, 1/19/20
Blocks.....0	1, 3x; last at Pitt, 2/14/19
Minutes.....26 vs. BC, 2/16/20	37 vs. Georgia Tech, 3/7/19

Bio Updates

- Missed the NC Central game with a shoulder injury but has played in every other game this season.
- Started the Wake Forest game. It was her first start of the season and the eighth of her career.
- Took her first non-three-pointer of the season in the home game against Virginia Tech. Through the first 23 games, every shot had been from long range.
- Is 20-23 in free throws after making her first 10 of the season. Her first miss was in the Virginia game on 1/30
- Hit back-to-back three-pointers at Virginia in a second-quarter run during which UNC pulled away.
- Averaged 7.7 points off the bench in the three-game stretch vs. FSU, Miami and Louisville
- Played a then-season-high 24 minutes against Louisville and then upped that to 25 minutes at NC State
- Hit a career-high six free throws on a career-high seven attempts against Virginia Tech
- Scored 11 points on 4-for-6 shooting (including 3-for-5 from three) in a season-high 26 minutes at BC. It was her first double figure scoring game this season in ACC play.

More on Church

- A video of her hitting three long-range shots in her driveway with her back to the basket went viral in August. Church's tweet of the feat made the Today show, among many other outlets, and the video, shot by her mom, has been viewed more than 1 million times.
- Starting coming to UNC basketball camps when she was 7.
- Dream vacation is a trip to Wimbledon.

2019-20 Game-by-Game

Date	Opponent	GS	FG-A	3FG-A	FT-A	O-D-R	A	T	B	S	Pts	Min
11/7	WCU		1-5	1-5	0-0	0-0-0	1	1	0	1	3	18
11/11	Navy		1-1	1-1	0-0	0-0-0	1	1	0	0	3	10
11/15	CSU		3-10	3-10	1-1	1-3-4	0	0	0	0	10	13
11/22	Elon		0-2	0-0	0-0	0-0-0	1	0	0	0	0	12
11/28	Temple		0-0	0-0	0-0	0-0-0	0	0	0	0	0	1
11/29	Missouri		0-0	0-0	0-0	0-0-0	0	0	0	0	0	3
12/5	Illinois		4-6	4-6	1-1	0-0-0	1	0	0	2	13	11
12/8	NC Central		DNP-inj									
12/15	Alabama		1-1	1-1	0-0	0-1-1	0	0	0	0	3	3
12/20	UNCW		0-0	0-0	0-0	0-1-1	0	0	0	0	0	10
12/28	Yale		1-4	1-4	3-3	1-6-7	1	0	0	0	6	22
12/30	Pitt		0-0	0-0	0-0	0-0-0	0	0	0	0	0	5
1/2	Virginia		2-5	2-5	0-0	0-0-0	0	0	0	0	6	16
1/5	Va Tech		0-3	0-3	0-0	0-0-0	0	0	0	0	0	12
1/9	NC State		1-2	1-2	0-0	1-1-2	0	0	0	0	3	9
1/12	FSU		3-4	3-4	0-0	0-0-0	0	0	0	0	9	15
1/16	Miami		2-2	2-2	2-2	0-2-2	2	0	0	0	8	17
1/19	Louisville		1-1	1-1	3-3	0-1-1	2	1	0	0	6	24
1/23	Ga Tech		0-0	0-0	0-0	0-1-1	0	0	0	0	0	19
1/26	NC State		1-3	1-3	0-0	0-2-2	0	0	0	2	3	25
1/30	Virginia		1-2	1-2	2-3	0-0-0	0	1	0	0	5	15
2/2	Clemson		0-0	0-0	0-0	0-0-0	1	0	0	0	0	10
2/6	Duke		1-5	1-4	2-3	0-3-3	0	1	0	0	5	20
2/9	Va Tech		1-2	0-1	6-7	0-0-0	0	0	0	0	8	16
2/13	Syracuse		1-4	1-4	0-0	0-2-2	0	0	0	1	3	11
2/16	BC		4-6	3-5	0-0	0-2-2	0	0	0	1	11	26
2/23	Wake Forest *		1-2	1-1	2-3	1-3-4	0	2	0	0	5	23

Career

CHURCH, Leah

SEASON	TEAM	GP-GS	MIN/AVG	Field Goals		3-Point		F-Throws		Rebounds				Scoring						
				FG-FGA	FG%	3FG-FGA	3FG%	FT-FTA	FT%	OFF	DEF	TOT	AVG	PF-FO	AST	TO	BLK	STL	PTS	AVG
2017-18	UNC	28-1	334/11.9	29-75	.387	28-69	.406	12-14	.857	0	22	22	0.8	24-0	6	7	0	6	98	3.5
2018-19	UNC	31-6	482/15.5	38-103	.369	37-95	.389	20-21	.952	2	26	28	0.9	45-0	19	7	3	12	133	4.3
2019-20	UNC	26-1	366/14.1	30-70	.429	28-66	.424	22-26	.846	4	28	32	1.2	28-0	10	7	0	8	110	4.2
TOTAL		85-8	1182/13.9	97-248	.391	93-230	.404	54-61	.885	6	76	82	1.0	97-0	35	21	3	26	341	4.0



#21
MALU TSHITENGE
 (muh-LOO chi-TEN-gay)
FR • FORWARD • 6-3
GERMANTOWN, MD.
(ST. JOHN'S COLLEGE)

Business Administration Major

.....	2019-20 SEASON HIGHS	CAREER HIGHS
Points.....	19, 2x; last vs. UNCW, 12/20/19	Same
Rebounds.....	16 vs. CSU, 11/15/19	Same
FG.....	8, 2x; last vs Virginia, 1/30/20	Same
FGA.....	13 vs. CSU, 11/15/19	Same
3FG.....	0	Same
3FGA.....	0	Same
FT.....	8 vs. NC Central, 12/8/19	Same
FTA.....	10 vs. NC Central, 12/8/19	Same
Assists.....	4 vs. Virginia, 1/30/20	Same
Steals.....	2, 3x; last vs. Ga Tech, 1/23/20	Same
Blocks.....	2 vs. Elon, 11/22/19	Same
Minutes.....	41 vs. Ga Tech, 1/23/20	Same

Honors

- Named ACC Freshman of the Week on Nov. 18 after averaging 13.0 points and 12.5 rebounds in wins over Navy (Nov. 11) and Charleston Southern (Nov. 15).

Bio Updates

- Leads the ACC and ranks 13th in the nation in offensive rebounds (4.1 per game).
- Leads the team in field goal percentage (.597) and ranks second in rebounding (7.4)
- Had 10 points and nine rebounds in a career-high 41 minutes at Georgia Tech
- Scored 16 points on 8-for-11 shooting in the home game against Virginia. Also had a season-high four assists in that game.
- Has four double-doubles this season, the most recent against Syracuse (11/11)

More on Tshitenge

- Hall of Fame center Dikembe Mutombo is her uncle.
- Helped St. John's College to three straight state titles
- If she could play another sport she'd pick tennis

2019-20 Game-by-Game

Date	Opponent	GS	FG-A	3FG-A	FT-A	O-D-R	A	T	B	S	Pts	Min
11/7	WCU	*	8-10	0-0	3-7	6-1-7	3	3	0	1	19	32
11/11	Navy	*	4-11	0-0	3-4	4-5-9	0	1	1	0	11	31
11/15	CSU	*	7-13	0-0	1-4	12-4-16	1	1	0	0	15	32
11/22	Elon	*	6-8	0-0	6-9	6-4-10	1	1	2	0	18	30
11/28	Temple	*	3-7	0-0	1-3	4-7-11	0	2	2	0	7	30
11/29	Missouri	*	5-7	0-0	1-1	2-5-7	0	1	0	1	11	37
12/5	Illinois	*	3-7	0-0	0-0	5-0-5	0	0	0	1	6	31
12/8	NC Central	*	4-6	0-0	8-10	5-3-8	2	2	1	2	16	33
12/15	Alabama	*	6-7	0-0	1-1	5-2-7	1	1	1	1	13	36
12/20	UNCW	*	7-10	0-0	5-7	6-4-10	2	0	1	1	19	30
12/28	Yale	*	2-5	0-0	2-2	3-4-7	1	2	0	2	6	27
12/30	Pitt	*	3-6	0-0	3-5	3-6-9	1	2	1	0	9	31
1/2	Virginia	*	5-7	0-0	0-0	3-3-6	1	2	0	0	10	21
1/5	Va Tech	*	6-7	0-0	0-0	4-3-7	0	2	1	0	12	26
1/9	NC State	*	4-6	0-0	0-0	2-1-3	0	0	0	1	8	38
1/12	FSU	*	5-9	0-0	0-0	6-1-7	2	2	0	1	10	38
1/16	Miami	*	3-4	0-0	2-2	3-2-5	1	1	0	1	8	24
1/19	Louisville	*	1-2	0-0	0-0	0-0-0	1	1	0	0	2	20
1/23	Ga Tech	*	5-12	0-0	0-0	4-5-9	1	1	0	2	10	41
1/26	NC State	*	2-5	0-0	0-0	2-6-8	1	2	0	1	4	19
1/30	Virginia	*	8-11	0-0	0-2	5-0-5	4	2	1	1	16	32
2/2	Clemson	*	3-4	0-0	3-4	5-1-6	0	0	0	1	9	32
2/6	Duke	*	5-8	0-0	2-4	6-2-8	1	0	0	0	12	25
2/9	Va Tech	*	2-6	0-0	4-9	3-5-8	1	1	0	0	8	35
2/13	Syracuse	*	5-11	0-0	1-3	5-6-11	0	2	2	0	11	29
2/16	BC	*	3-5	0-0	0-0	2-1-3	0	2	0	1	6	21
2/23	Wake Forest	*	5-7	0-0	2-2	1-7-8	0	1	0	0	12	28

Career

TSHITENGE, Malu

		Field Goals		3-Point		F-Throws		Rebounds				Scoring									
SEASON	TEAM	GP-GS	MIN/AVG	FG-FGA	FG%	3FG-FGA	3FG%	FT-FTA	FT%	OFF	DEF	TOT	AVG	PF	FO	AST	TO	BLK	STL	PTS	AVG
2019-20	UNC	27-27	809/29.9	120-201	.597	0-0	.000	48-79	.608	112	88	200	7.4	65-1	25	35	13	18	288	10.7	
TOTAL		27-27	809/29.9	120-201	.597	0-0	.000	48-79	.608	112	88	200	7.4	65-1	25	35	13	18	288	10.7	



#22
SHAYLA BENNETT
 SR • GUARD • 5-9
 PIEDMONT, S.C.
 (Christ Church School/
 Gulf Coast State College)

Exercise and Sport Science Major

.....2019-20 SEASON HIGHS	CAREER HIGHS
Points.....26 vs. Va Tech, 1/5/20	26 vs. Va Tech, 1/5/20
Rebounds.....10 vs. CSU, 11/15/19	10 vs. CSU, 11/15/19
FG.....9, 3x; last vs. NC State, 1/9/20	9, 3x; last vs. NC State, 1/9/20
FGA.....24 vs. Yale, 12/28/19	24 vs. Yale, 12/28/19
3FG.....4 vs. Va Tech, 1/5/20	4, 2x; last vs. Va Tech, 1/5/20
3FGA.....9 vs. Va Tech, 1/5/20	9 vs. Va Tech, 1/5/20
FT.....10 vs. NC State, 1/26/20	10 vs. NC State, 1/26/20
FTA.....12 vs. NC State, 1/26/20	12 vs. NC State, 1/26/20
Assists.....10, 2x; last vs. Illinois, 12/5/19	10, 3x; last vs. Illinois, 11/15/19
Steals.....5 vs. Duke, 2/6/20	5, 2x; last vs. Duke, 2/6/20
Blocks.....1, 3x; last vs. Virginia, 1/2/20	3 vs. Virginia, 2/17/19
Minutes.....45 vs. Ga Tech, 1/23/20	45 vs. Ga Tech, 1/23/20

Bio Updates

- Leads the ACC in assist/turnover ratio, 2.04 (141 assists, 69 turnovers through 27 games). She's third in the ACC in assists at 5.2 per game.
- Fourth in the ACC in free throw percentage (.819)
- Has played the entirety of eight games this season
- Had a double-double with 10 rebounds and 10 assists in the win over Charleston Southern.
- Scored a career-high 26 points in the loss at Virginia Tech.
- Matched her career high with four 3-pointers vs. Va Tech. The other time she hit four was in last February's home game vs. NC State
- Led UNC in scoring in the NC State game (1/9) with 20 points
- Played 40 minutes in back-to-back ACC games vs. Va Tech and NC State
- Had seven assists and no turnovers against Miami.
- Fouled out with 7:15 to play in the game against Louisville – it was the first time she's fouled out in her UNC career.
- Played all 45 minutes against Ga Tech
- UNC's leading scorer in the second game with NC State at 24 points. Averaged 22 this year against the Wolfpack, leading UNC in scoring both times.
- Led UNC with 19 points against Duke
- Had a season-low one assist against BC, but led the team in scoring (17) and rebounds (9)

More on Bennett

- Wearing jersey #22 this year after playing in #0 in her first year as a Tar Heel. (Then-senior Paris Kea wore #22 for UNC last season.)
- Before coming to UNC, spent two years at Gulf Coast State College in Panama City, Fla., where she was the 2018 WBCA Two-Year College Player of the Year
- Helped Gulf Coast State to the 2017 NJCAA national title.
- After graduation, wants to start and run her own business

2019-20 Game-by-Game

Date	Opponent	GS	FG-A	3FG-A	FT-A	O-D-R	A	T	B	S	Pts	Min
11/7	WCU	*	5-10	1-3	6-7	2-7-9	6	2	0	2	17	30
11/11	Navy	*	2-5	0-2	0-0	0-0-0	4	1	0	3	4	25
11/15	CSU	*	2-7	2-6	0-0	0-10-10	10	3	1	2	6	32
11/22	Elon	*	2-7	0-3	3-3	1-0-1	2	3	0	1	7	25
11/28	Temple	*	4-11	2-7	5-7	0-3-3	2	1	1	1	15	39
11/29	Missouri	*	6-15	2-5	2-3	1-2-3	7	1	0	0	16	40
12/5	Illinois	*	4-9	1-4	2-2	0-3-3	10	4	1	1	11	34
12/8	NC Central	*	6-10	3-5	1-2	1-1-2	5	2	0	2	16	23
12/15	Alabama	*	4-11	1-3	1-1	1-3-4	6	1	0	0	10	31
12/20	UNCW	*	3-5	2-2	4-4	0-5-5	3	2	0	1	12	23
12/28	Yale	*	9-24	3-8	4-4	2-4-6	7	7	1	2	25	38
12/30	Pitt	*	3-9	0-3	2-2	1-4-5	4	1	0	2	8	24
1/2	Virginia	*	4-11	1-5	1-2	1-6-7	5	3	3	1	10	39
1/5	Va Tech	*	9-19	4-9	4-7	2-6-8	2	1	1	0	26	40
1/9	NC State	*	9-21	2-6	0-0	0-4-4	2	3	1	2	20	40
1/12	FSU	*	2-8	0-3	0-0	1-3-4	5	3	0	1	4	26
1/16	Miami	*	3-10	1-2	3-4	1-1-2	7	0	0	2	10	38
1/19	Louisville	*	1-5	1-2	1-2	0-1-1	3	4	0	0	4	27
1/23	Ga Tech	*	4-13	1-4	3-4	0-4-4	8	4	0	1	12	45
1/26	NC State	*	6-13	2-4	10-12	1-0-1	8	2	0	2	24	40
1/30	Virginia	*	3-8	1-3	0-0	0-3-3	6	1	0	1	7	38
2/2	Clemson	*	3-9	1-5	2-2	0-2-2	8	3	1	1	9	28
2/6	Duke	*	5-18	2-5	7-8	1-1-2	3	6	1	5	19	40
2/9	Va Tech	*	5-20	0-4	4-5	1-4-5	6	2	0	1	14	40
2/13	Syracuse	*	2-8	0-3	2-2	1-1-2	6	4	0	2	6	39
2/16	BC	*	5-12	1-3	6-6	1-8-9	1	2	0	2	17	39
2/23	Wake Forest	*	6-17	0-3	4-5	2-2-4	5	3	1	1	16	45

Career

BENNETT, Shayla

SEASON	TEAM	GP-GS	MIN/AVG	Field Goals		3-Point		F-Throws		Rebounds				Scoring						
				FG-FGA	FG%	3FG-FGA	3FG%	FT-FTA	FT%	OFF	DEF	TOT	AVG	PF-FO	AST	TO	BLK	STL	PTS	AVG
2018-19	UNC	33-31	1151/34.9	124-322	.385	46-146	.315	77-101	.762	30	91	121	3.7	78-0	132	89	12	40	371	11.2
2019-20	UNC	27-27	929/34.4	117-315	.371	34-112	.304	77-94	.819	21	88	109	4.0	53-1	141	69	9	42	345	12.8
TOTAL		60-58	2080/34.7	241-637	.378	80-258	.310	154-195	.790	51	179	230	3.8	131-1	273	158	21	82	716	11.9



#30
JANELLE BAILEY
JR • CENTER • 6-4
CHARLOTTE, N.C.
(Providence Day School)

Communication Studies Major

Honors

- Preseason All-ACC team (voted by both coaches and media)
- Lisa Leslie Award Top 10 Finalist
- “Wade Watch” preseason list (1 of 30 total, 1 of 4 from the ACC)
- Co-ACC Player of the Week on Feb. 3 following the Virginia and Clemson games, in which she averaged 23 points and 13 rebounds

Bio Updates

- Currently third in the ACC in rebounds and 10th in scoring
- Has 11 double-doubles this season and 37 for her career
- Recognized prior to the Yale game for having scored her 1,000th career point in the final game of the 2018-19 season.
- Passed 1,200 career points in the game against Virginia. She's the 31st player in program history to reach that mark.
- Is the 19th player in school history to reach 1,200 points and 700 boards.
- Played 40 minutes against NC State, limiting the Elissa Cunane, the Wolfpack's leading scorer, to eight points.
- Scored a season-high 28 points vs. Miami
- Her 10 made free throws (in 11 attempts) vs. the Hurricanes were a career high. She made nine in a row before missing one.
- Tied that mark with a 10-for-10 performance against Georgia Tech, accounting for half of her team-best 20 points. Also had 11 rebounds for her 10th double-double of the season in a career-high 45 minutes.
- Season-high 17 rebounds in the homecourt win over Virginia
- Season-high three blocks in back-to-back games against Virginia and Clemson
- Had back-to-back 20-point games vs Virginia and Clemson – it was her first back-to-back 20-point outings since the season's first two games

More on Bailey

- Is wearing jersey #30 this year in honor of teammate Jaelynn Murray, who tore an ACL in the team's final exhibition game and will miss the season. Murray is listed as #44 this year (Bailey's number) and the two will switch back after this season.
- Favorite class she's taken at UNC is Sociological Perspectives.
- Won four state championships in high school.

.....2019-20 SEASON HIGHS	CAREER HIGHS
Points.....28 vs. Miami, 1/16/20.....31 vs. Boston College, 2/21/19	Rebounds.....17 vs. Virginia, 1/30/20.....19 at Wake Forest, 1/14/18
FG.....10 vs. Virginia, 1/30/20.....12, 2x; last vs. BC, 2/21/19	FGA.....20, 2x; last vs. Yale, 12/28/19.....20 at Virginia, 1/25/18
3FG.....2 vs. NC State, 1/9/20.....3 vs. Rice, 12/18/18	3FGA.....4 vs. NC State, 1/9/20.....6 vs. Rice, 12/18/18
FT.....10, 2x; last vs. Ga Tech, 1/23/20.....10, 2x; last vs. Ga Tech, 1/23/20	FTA.....12 vs. Temple, 11/28/19.....13 vs. Howard, 12/28/18
Assists.....4, Va Tech, 1/5/20.....4, Va Tech, 1/5/20	Steals.....3, 3x; last vs. Ga Tech, 1/23/20.....3, 3x; last vs. Ga Tech, 1/23/20
Blocks.....3, 4x; last vs. Syracuse, 2/13/20.....5 vs. Minnesota, 11/29/17	Minutes.....45 vs. Ga Tech, 1/23/20.....45 vs. Ga Tech, 1/23/20

2019-20 Game-by-Game

Date	Opponent	GS	FG-A	3FG-A	FT-A	O-D-R	A	T	B	S	Pts	Min
11/7	WCU	*	7-16	0-0	7-8	5-5-10	2	0	0	0	21	10
11/11	Navy	*	7-9	0-0	6-9	1-14-15	2	1	2	1	20	27
11/15	CSU	*	5-11	0-0	3-4	2-3-5	1	1	2	0	13	33
11/22	Elon	*	3-8	0-0	6-6	2-5-7	1	5	1	1	12	27
11/28	Temple	*	5-20	0-0	9-12	2-9-11	3	2	0	3	19	37
11/29	Missouri	*	6-9	0-0	8-8	1-5-6	3	6	1	0	20	36
12/5	Illinois	*	5-9	1-1	2-3	3-8-11	2	2	0	0	13	27
12/8	NC Central	*	8-18	0-0	3-4	3-9-12	1	1	1	0	19	29
12/15	Alabama	*	2-18	1-2	5-6	2-9-11	3	2	0	1	10	36
12/20	UNCW	*	4-10	0-0	2-2	5-10-15	4	5	3	2	10	28
12/28	Yale	*	6-20	0-1	4-9	4-12-16	1	4	3	0	16	39
12/30	Pitt	*	4-16	0-0	2-3	3-5-8	2	3	2	0	10	27
1/2	Virginia	*	7-12	0-0	2-3	1-4-5	1	3	3	1	16	38
1/5	Va Tech	*	2-6	0-0	3-4	1-8-9	4	2	1	1	7	31
1/9	NC State	*	3-10	2-4	0-0	1-6-7	1	0	1	2	8	40
1/12	FSU	*	5-12	0-0	1-2	2-5-7	3	2	0	0	11	37
1/16	Miami	*	9-19	0-0	10-11	5-10-15	1	4	1	0	28	37
1/19	Louisville	*	6-9	0-0	4-4	1-7-8	3	4	0	0	16	38
1/23	Ga Tech	*	5-11	0-0	10-10	1-10-11	0	6	1	3	20	45
1/26	NC State	*	4-12	0-0	0-0	0-4-4	2	2	2	0	8	26
1/30	Virginia	*	10-15	0-0	3-5	2-15-17	3	4	3	0	23	38
2/2	Clemson	*	9-16	0-0	5-6	1-8-9	0	2	3	0	23	29
2/6	Duke	*	2-12	0-1	5-7	5-8-13	2	2	0	0	9	40
2/9	Va Tech	*	6-15	0-0	1-1	0-6-6	3	4	1	1	13	34
2/13	Syracuse	*	4-14	0-0	4-4	5-2-7	2	1	3	2	12	33
2/16	BC	*	4-6	0-0	2-2	1-0-1	2	5	0	0	10	23
2/23	Wake											

Career

BAILEY, Janelle

SEASON	TEAM	GP-GS	MIN/AVG	Field Goals		3-Point		F-Throws		Rebounds					Scoring					
				FG-FGA	FG%	3FG-FGA	3FG%	FT-FTA	FT%	OFF	DEF	TOT	AVG	PF-FO	AST	TO	BLK	STL	PTS	AVG
2017-18	UNC	31-31	1001/32.3	195-402	.485	0-0	.000	83-121	.686	113	170	283	9.1	117-6	28	67	38	20	473	15.3
2018-19	UNC	32-31	1060/33.1	202-429	.471	12-46	.261	118-157	.752	90	189	279	8.7	112-4	34	54	22	21	534	16.7
2019-20	UNC	26-26	864/33.2	138-332	.416	4-9	.444	107-133	.805	59	187	246	9.5	77-3	52	73	32	20	387	14.9
TOTAL		89-88	2925/32.9	535-1163	.460	16-55	.291	308-411	.749	262	546	808	9.1	306-13	114	194	92	61	1394	15.7



#32
NIA DANIEL
 (NEE-uh)
FR • GUARD • 5-10
CHARLOTTE, N.C.
(Hickory Ridge)

Major Undeclared

.....2019-20 SEASON HIGHS		CAREER HIGHS
Points.....	8 vs. Yale, 12/28/19	Same
Rebounds.....	3, 2x; last vs Wake, 2/23/20	Same
FG.....	4 vs. Yale, 12/28/19	Same
FGA.....	8 vs. Yale, 12/28/19	Same
3FG.....	1 vs. Charleston So., 11/15/19	Same
3FGA.....	4 vs. WCU, 11/7/19	Same
FT.....	3 vs. Alabama, 12/15/19	Same
FTA.....	4, 2x; last vs. Alabama, 12/15/19	Same
Assists.....	1,3x; last vs. Alabama, 12/15/19	Same
Steals.....	1,3x; last vs. Alabama, 12/15/19	Same
Blocks.....	1, 4x; last vs. Clemson, 2/2/20	Same
Minutes.....	22 vs. Wake, 2/23/20	Same

Bio Updates

- Has come off the bench to play in 22 games
- Hit a career high in scoring with eight points in 19 minutes against Yale.
- Equalled her career high in scoring (8 points) and set a new high in minutes with 22 against Wake Forest

More on Daniel

- Named North Carolina's Miss Basketball at Hickory Ridge.
- If she could pick a super power it would be teleportation.

2019-20 Game-by-Game

Date	Opponent	GS	FG-A	3FG-A	FT-A	O-D-R	A	T	B	S	Pts	Min
11/7	WCU		1-6	0-4	0-0	0-0-0	0	0	0	1	2	14
11/11	Navy		1-1	0-0	1-2	0-0-0	0	2	0	0	3	13
11/15	CSU		1-3	1-2	0-0	0-1-1	0	0	0	1	3	7
11/22	Elon		2-7	0-2	0-0	0-2-2	1	0	0	0	4	16
11/28	Temple		0-0	0-0	0-0	0-0-0	0	0	0	0	0	1
11/29	Missouri		DNP									
12/5	Illinois		2-3	0-0	2-2	1-1-2	0	1	1	0	6	8
12/8	NC Central		1-3	0-0	2-4	0-3-3	1	0	0	1	4	14
12/15	Alabama		0-1	0-0	3-4	1-2-3	1	0	0	1	3	12
12/20	UNCW		3-7	0-0	1-2	0-2-2	0	1	0	2	7	17
12/28	Yale		4-8	0-1	0-0	2-0-2	0	0	1	0	8	19
12/30	Pitt		0-2	0-1	0-0	0-0-0	0	1	1	0	12	0
1/2	Virginia		1-2	0-0	0-0	0-1-1	0	0	0	1	2	9
1/5	Va Tech		DNP									
1/9	NC State		0-1	0-1	0-0	0-0-0	0	0	0	0	0	2
1/12	FSU		0-1	0-0	0-0	0-0-0	0	0	0	0	0	2
1/16	Miami		0-0	0-0	0-0	0-0-0	0	0	0	0	0	2
1/19	Louisville		DNP									
1/23	Ga Tech		DNP									
1/26	NC State		1-1	0-0	0-0	0-1-1	0	0	0	0	2	9
1/30	Virginia		1-3	0-0	2-2	2-0-2	0	0	0	0	4	13
2/2	Clemson		1-4	0-0	1-2	0-1-1	0	0	0	1	3	15
2/6	Duke		0-3	0-1	0-0	0-0-0	0	0	0	0	0	5
2/9	Va Tech		0-0	0-0	0-0	0-1-1	0	1	0	0	1	5
2/13	Syracuse		DNP									
2/16	BC		0-2	0-2	0-0	0-0-0	0	0	0	0	0	8
2/23	Wake		3-6	0-0	2-2	2-1-3	0	1	0	1	8	22

Career

DANIEL, Nia

SEASON	TEAM	GP-GS	MIN/AVG	Field Goals		3-Point		F-Throws		Rebounds				Scoring						
				FG-FGA	FG%	3FG-FGA	3FG%	FT-FTA	FT%	OFF	DEF	TOT	AVG	PF-FO	AST	TO	BLK	STL	PTS	AVG
2019-20	UNC	22-0	225/10.2	22-64	.344	1-14	.071	14-20	.700	8	16	24	1.1	15-0	3	7	4	8	59	2.7
TOTAL		22-0	225/10.2	22-64	.344	1-14	.071	14-20	.700	8	16	24	1.1	15-0	3	7	4	8	59	2.7



#33

LEXI DUCKETT

**FR • GUARD • 5-11
DAYTONA BEACH, FLA.
(FATHER LOPEZ)**

Major Undeclared

..... 2019-20 SEASON HIGHS	CAREER HIGHS
Points.....6 vs. NC Central, 12/8/19.....	Same
Rebounds.....4 vs. Illinois, 12/5/19.....	Same
FG.....2, 2x: last vs. UNCW, 12/20/19.....	Same
FGA.....6 vs. NC Central, 12/8/19.....	Same
3FG.....1 vs. NC Central, 12/8/19.....	Same
3FGA.....3 vs. NC Central, 12/8/19.....	Same
FT.....1,2x; last vs. NC Central, 12/8/19.....	Same
FTA.....2,2x; last vs. NC Central, 12/8/19.....	Same
Assists.....1 vs. Navy, 11/11/19.....	Same
Steals.....2 vs. NC Central, 12/8/19.....	Same
Blocks.....0.....	Same
Minutes.....17 vs. NC Central, 12/8/19.....	Same

Bio Updates

- Has played in 14 games, averaging 5.1 minutes per appearance

More on Duckett

- Favorite non-basketball athlete is Simone Biles
- If she participated in a sport other than basketball it would be track

2019-20 Game-by-Game

Date	Opponent	GS	FG-A	3FG-A	FT-A	O-D-R	A	T	B	S	Pts	Min
11/7	WCU		0-2	0-1	0-0	0-0-0	0	0	0	0	0	2
11/11	Navy		1-2	0-0	1-2	1-0-1	1	0	0	1	3	12
11/15	CSU		0-3	0-2	1-2	0-1-1	0	0	0	0	0	9
11/22	Elon		0-1	0-0	1-2	0-0-0	0	1	0	1	1	6
11/28	Temple		0-1	0-0	0-0	0-0-0	0	0	0	0	0	1
11/29	Missouri	DNP										
12/5	Illinois		0-1	0-0	0-0	1-3-4	0	1	0	0	0	7
12/8	NC Central		2-6	1-3	1-2	0-0-0	0	0	0	2	6	17
12/15	Alabama	DNP										
12/20	UNCW		2-4	0-1	0-1	0-0-0	0	0	0	0	4	6
12/28	Yale	DNP										
12/30	Pitt		0-1	0-0	0-0	0-0-0	0	0	0	0	4	0
1/2	Virginia		0-0	0-0	0-0	0-0-0	0	0	0	0	0	2
1/5	Va Tech		0-0	0-0	0-0	1-0-1	0	0	0	0	0	1
1/9	NC State	DNP										
1/12	FSU	DNP										
1/16	Miami		0-0	0-0	0-0	0-0-0	0	0	0	0	0	1
1/19	Louisville	DNP										
1/23	Ga Tech	DNP										
1/26	NC State	DNP										
1/30	Virginia	DNP										
2/2	Clemson		0-0	0-0	0-0	0-2-2	0	0	0	0	0	4
2/6	Duke	DNP										
2/9	Va Tech	DNP										
2/13	Syracuse	DNP										
2/16	BC		0-0	0-0	0-0	0-0-0	0	0	0	0	0	1
2/23	Wake	DNP										

Career

DUCKETT, Lexi

SEASON	TEAM	GP-GS	MIN/AVG	Field Goals		3-Point		F-Throws		Rebounds				Scoring						
				FG-FGA	FG%	3FG-FGA	3FG%	FT-FTA	FT%	OFF	DEF	TOT	AVG	PF	FO	AST	TO	BLK	STL	PTS
2019-20	UNC	14-0	71/5.1	5-21	.238	1-7	.143	3-7	.429	3	6	9	0.6	10-0	1	2	0	4	14	1.0
TOTAL		14-0	71/5.1	5-21	.238	1-7	.143	3-7	.429	3	6	9	0.6	10-0	1	2	0	4	14	1.0



2019-20 North Carolina Women's Basketball Combined Team Statistics All games

Game Records

Record	Overall	Home	Away	Neutral
ALL GAMES	16-11	11-4	2-7	3-0
CONFERENCE	7-9	5-3	2-6	0-0
NON-CONFERENCE	9-2	6-1	0-1	3-0

Score by Periods

Team	1st	2nd	3rd	4th	OT	TOT
North Carolina	520	517	458	482	24	2001
Opponents	428	420	432	452	20	1752

Team Box Score

No.	Player				Total		3-Point		F-Throw		Rebounds											
		GP-GS	MIN	AVG	FG-FGA	FG%	3FG-FGA	3FG%	FT-FTA	FT%	OFF	DEF	TOT	AVG	PF	DQ	A	TO	BLK	STL	PTS	AVG
30	BAILEY, Janelle	26-26	864:04	33.2	138-332	.416	4-9	.444	107-133	.805	59	187	246	9.5	77	3	52	73	32	20	387	14.9
1	KOENEN, Taylor	27-27	936:11	34.7	144-345	.417	46-134	.343	51-74	.689	42	145	187	6.9	58	2	87	57	21	44	385	14.3
3	MUHAMMAD, Madinah	27-27	805:09	29.8	115-326	.353	57-171	.333	61-82	.744	24	86	110	4.1	66	4	45	46	4	33	348	12.9
22	BENNETT, Shayla	27-27	928:56	34.4	117-315	.371	34-112	.304	77-94	.819	21	88	109	4.0	53	1	141	69	9	42	345	12.8
21	TSHITENGE, Malu	27-27	808:35	29.9	120-201	.597	0-0	.000	48-79	.608	112	88	200	7.4	65	1	25	35	13	18	288	10.7
20	CHURCH, Leah	26-1	365:50	14.1	30-70	.429	28-66	.424	22-26	.846	4	28	32	1.2	28	0	10	7	0	8	110	4.2
32	DANIEL, Nia	22-0	224:44	10.2	22-64	.344	1-14	.071	14-20	.700	8	16	24	1.1	15	0	3	7	4	8	59	2.7
4	TUCKER, Kennady	27-0	373:22	13.8	13-61	.213	4-21	.190	18-28	.643	17	20	37	1.4	49	1	23	27	2	18	48	1.8
11	SULLIVAN, Emily	9-0	55:48	6.2	5-10	.500	0-0	.000	4-8	.500	7	14	21	2.3	4	0	2	4	6	0	14	1.6
33	DUCKETT, Lexi	14-0	70:49	5.1	5-21	.238	1-7	.143	3-7	.429	3	6	9	0.6	10	0	1	2	0	4	14	1.0
14	ROBERTS, Liz	11-0	16:31	1.5	1-2	.500	0-0	.000	1-2	.500	1	0	1	0.1	1	0	0	0	0	1	3	0.3
Team											73	58	131					8				
Total		27	5450		710-1747	.406	175-534	.328	406-553	.734	371	736	1107	41.0	426	12	389	335	91	196	2001	74.1
Opponents		27	5450		648-1637	.396	161-529	.304	295-433	.681	292	708	1000	37.0	505	11	313	406	114	151	1752	64.9

Team Statistics

	UNC	OPP
Scoring	2001	1752
Points per game	74.1	64.9
Scoring margin	+9.2	-
Field goals-att	710-1747	648-1637
Field goal pct	.406	.396
3 point fg-att	175-534	161-529
3-point FG pct	.328	.304
3-pt FG made per game	6.5	6.0
Free throws-att	406-553	295-433
Free throw pct	.734	.681
F-Throws made per game	15.0	10.9
Rebounds	1107	1000
Rebounds per game	41.0	37.0
Rebounding margin	+4.0	-
Assists	389	313
Assists per game	14.4	11.6
Turnovers	335	406
Turnovers per game	12.4	15.0
Turnover margin	+2.6	-
Assist/turnover ratio	1.2	0.8
Steals	196	151
Steals per game	7.3	5.6
Blocks	91	114
Blocks per game	3.4	4.2
Winning streak	0	-
Home win streak	0	-
Attendance	30739	25949
Home games-Avg/Game	15-2049	9-2883
Neutral site-Avg/Game	-	3-398

Team Results

Date	Opponent		Score	Att.
11/07/2019	Western Caro.	W	92-55	1629
11/11/2019	Navy	W	80-40	1562
11/15/2019	Charleston So.	W	85-54	1424
11/22/2019	Elon	W	76-46	1674
11/28/2019	vs Temple	W	71-58	186
11/29/2019	vs Missouri	W	82-69	157
12/05/2019	Illinois	W	85-60	2116
12/08/2019	N.C. Central	W	92-53	1614
12/15/2019	at Alabama	L	77-83	2235
12/20/2019	vs UNCW	W	85-45	850
12/28/2019	Yale	L	63-66	2632
12/30/2019	Pittsburgh	W	70-62	1852
01/02/2020	at Virginia	W	65-47	2757
01/05/2020	at Virginia Tech	L	70-76	1939
01/09/2020	NC State	W	66-60	2655
01/12/2020	at Florida St.	L	64-78	2803
01/16/2020	Miami (FL)	W	78-58	1535
01/19/2020	Louisville	L	67-74	4027
01/23/2020	at Georgia Tech	Wot	67-60	1201
01/26/2020	at NC State	L	68-76	5591
01/30/2020	Virginia	W	78-68	1967
02/02/2020	Clemson	W	86-72	1952
02/06/2020	at Duke	L	61-71	5686
02/09/2020	Virginia Tech	L	63-72	2536
02/13/2020	Syracuse	L	56-74	1564
02/16/2020	at Boston College	L	75-93	2217
02/23/2020	at Wake Forest	Lot	79-82	1520



2019-20 North Carolina Women's Basketball Combined Team Statistics In Conference games

Game Records

Record	Overall	Home	Away	Neutral
ALL GAMES	7-9	5-3	2-6	0-0
CONFERENCE	7-9	5-3	2-6	0-0
NON-CONFERENCE	0-0	0-0	0-0	0-0

Score by Periods

Team	1st	2nd	3rd	4th	OT	TOT
North Carolina	261	268	255	305	24	1113
Opponents	276	258	280	289	20	1123

Team Box Score

No.	Player				Total		3-Point		F-Throw		Rebounds				PF DQ A TO BLK STL PTS AVG							
		GP-GS	MIN	AVG	FG-FGA	FG%	3FG-FGA	3FG%	FT-FTA	FT%	OFF	DEF	TOT	AVG	PF	DQ	A	TO	BLK	STL	PTS	AVG
1	KOENEN, Taylor	16-16	603:33	37.7	88-226	.389	25-86	.291	34-49	.694	23	89	112	7.0	40	1	57	40	10	29	235	14.7
30	BAILEY, Janelle	15-15	516:59	34.5	80-184	.435	2-5	.400	52-62	.839	29	98	127	8.5	45	3	29	44	19	12	214	14.3
22	BENNETT, Shayla	16-16	588:38	36.8	70-201	.348	17-64	.266	49-61	.803	13	50	63	3.9	34	1	79	42	5	27	206	12.9
3	MUHAMMAD, Madinah	16-16	496:15	31.0	71-209	.340	31-106	.292	28-36	.778	11	56	67	4.2	46	3	24	34	2	19	201	12.6
21	TSHITENGE, Malu	16-16	460:27	28.8	65-110	.591	0-0	.000	17-31	.548	54	49	103	6.4	39	1	14	21	5	9	147	9.2
20	CHURCH, Leah	16-1	261:53	16.4	19-41	.463	17-37	.459	17-21	.810	2	17	19	1.2	17	0	5	5	0	4	72	4.5
32	DANIEL, Nia	12-0	103:09	8.6	7-25	.280	0-5	.000	5-6	.833	4	5	9	0.8	10	0	0	3	2	2	19	1.6
4	TUCKER, Kennedy	16-0	203:12	12.7	5-33	.152	1-10	.100	8-16	.500	10	9	19	1.2	25	1	12	16	0	11	19	1.2
14	ROBERTS, Liz	4-0	04:26	1.1	0-0	.000	0-0	.000	0-0	.000	0	0	0	0.0	0	0	0	0	0	0	0	0.0
33	DUCKETT, Lexi	6-0	11:28	1.9	0-1	.000	0-0	.000	0-0	.000	1	2	3	0.5	3	0	0	0	0	0	0	0.0
Team											53	37	90					5				
Total		16	3250		405-1030	.393	93-313	.297	210-282	.745	200	412	612	38.3	259	10	220	210	43	113	1113	69.6
Opponents		16	3250		416-973	.428	101-314	.322	190-278	.683	168	439	607	37.9	274	5	211	234	80	95	1123	70.2

Team Statistics

	UNC	OPP
Scoring	1113	1123
Points per game	69.6	70.2
Scoring margin	-0.6	-
Field goals-att	405-1030	416-973
Field goal pct	.393	.428
3 point fg-att	93-313	101-314
3-point FG pct	.297	.322
3-pt FG made per game	5.8	6.3
Free throws-att	210-282	190-278
Free throw pct	.745	.683
F-Throws made per game	13.1	11.9
Rebounds	612	607
Rebounds per game	38.3	37.9
Rebounding margin	+0.3	-
Assists	220	211
Assists per game	13.8	13.2
Turnovers	210	234
Turnovers per game	13.1	14.6
Turnover margin	+1.5	-
Assist/turnover ratio	1.0	0.9
Steals	113	95
Steals per game	7.1	5.9
Blocks	43	80
Blocks per game	2.7	5.0
Winning streak	0	-
Home win streak	0	-
Attendance	18088	23714
Home games-Avg/Game	8-2261	8-2964
Neutral site-Avg/Game	-	0-0

Team Results

Date	Opponent		Score	Att.
12/30/2019	Pittsburgh	W	70-62	1852
01/02/2020	at Virginia	W	65-47	2757
01/05/2020	at Virginia Tech	L	70-76	1939
01/09/2020	NC State	W	66-60	2655
01/12/2020	at Florida St.	L	64-78	2803
01/16/2020	Miami (FL)	W	78-58	1535
01/19/2020	Louisville	L	67-74	4027
01/23/2020	at Georgia Tech	Wot	67-60	1201
01/26/2020	at NC State	L	68-76	5591
01/30/2020	Virginia	W	78-68	1967
02/02/2020	Clemson	W	86-72	1952
02/06/2020	at Duke	L	61-71	5686
02/09/2020	Virginia Tech	L	63-72	2536
02/13/2020	Syracuse	L	56-74	1564
02/16/2020	at Boston College	L	75-93	2217
02/23/2020	at Wake Forest	Lot	79-82	1520



**2019-20 North Carolina Women's Basketball
Team Game-by-Game
All games**

Opponent	Date	Score		Total		3-Pointers		Free throws		Rebounds										
				FG-FGA	PCT	3FG-FGA	PCT	FT-FTA	PCT	OFF	DEF	TOT	AVG	PF	A	TO	BLK	STL	PTS	AVG
Western Caro.	11/07/2019	92-55	W	32-71	.451	8-25	.320	20-26	.769	19	26	45	45.0	15	20	10	2	12	92	92.0
Navy	11/11/2019	80-40	W	29-55	.527	4-9	.444	18-27	.667	12	33	45	45.0	14	14	10	4	7	80	86.0
Charleston So.	11/15/2019	85-54	W	30-81	.370	14-44	.318	11-19	.579	26	31	57	49.0	13	21	8	6	4	85	85.7
Elon	11/22/2019	76-46	W	25-59	.424	4-17	.235	22-31	.710	13	30	43	47.5	21	9	12	5	6	76	83.3
vs Temple	11/28/2019	71-58	W	20-54	.370	7-16	.438	24-37	.649	8	32	40	46.0	16	10	12	4	7	71	80.8
vs Missouri	11/29/2019	82-69	W	26-53	.491	11-20	.550	19-23	.826	7	25	32	43.7	14	13	9	4	5	82	81.0
Illinois	12/05/2019	85-60	W	32-66	.485	11-24	.458	10-12	.833	18	25	43	43.6	12	22	18	3	8	85	81.6
N.C. Central	12/08/2019	92-53	W	31-69	.449	5-16	.313	25-37	.676	21	29	50	44.4	13	19	12	6	13	92	82.9
at Alabama	12/15/2019	77-83	L	25-67	.373	7-17	.412	20-23	.870	13	22	35	43.3	21	14	7	1	6	77	82.2
vs UNCW	12/20/2019	85-45	W	32-64	.500	7-12	.583	14-18	.778	16	31	47	43.7	9	15	11	8	8	85	82.5
Yale	12/28/2019	63-66	L	23-78	.295	4-21	.190	13-18	.722	18	40	58	45.0	19	12	16	5	7	63	80.7
Pittsburgh	12/30/2019	70-62	W	26-69	.377	7-20	.350	11-14	.786	14	33	47	45.2	13	13	15	6	5	70	79.8
at Virginia	01/02/2020	65-47	W	27-61	.443	8-24	.333	3-7	.429	7	27	34	44.3	9	17	14	4	12	65	78.7
at Virginia Tech	01/05/2020	70-76	L	26-67	.388	5-23	.217	13-19	.684	13	30	43	44.2	18	15	11	2	5	70	78.1
NC State	01/09/2020	66-60	W	26-65	.400	7-25	.280	7-10	.700	11	29	40	43.9	6	9	7	3	5	66	77.3
at Florida St.	01/12/2020	64-78	L	26-68	.382	10-25	.400	2-4	.500	13	16	29	43.0	16	16	11	1	6	64	76.4
Miami (FL)	01/16/2020	78-58	W	25-58	.431	5-14	.357	23-28	.821	11	26	37	42.6	13	18	10	1	10	78	76.5
Louisville	01/19/2020	67-74	L	24-52	.462	6-20	.300	13-16	.813	5	19	24	41.6	19	14	14	0	4	67	76.0
at Georgia Tech	01/23/2020	67-60	Wot	24-59	.407	4-10	.400	15-16	.938	9	32	41	41.6	17	14	18	2	10	67	75.5
at NC State	01/26/2020	68-76	L	24-59	.407	8-20	.400	12-14	.857	7	21	28	40.9	18	15	11	3	8	68	75.2
Virginia	01/30/2020	78-68	W	30-63	.476	6-17	.353	12-17	.706	13	25	38	40.8	20	18	16	4	6	78	75.3
Clemson	02/02/2020	86-72	W	32-64	.500	8-22	.364	14-20	.700	14	27	41	40.8	18	23	12	7	4	86	75.8
at Duke	02/06/2020	61-71	L	19-70	.271	6-24	.250	17-26	.654	22	24	46	41.0	13	8	13	1	8	61	75.1
Virginia Tech	02/09/2020	63-72	L	20-62	.323	1-11	.091	22-32	.688	13	31	44	41.1	25	11	14	1	8	63	74.6
Syracuse	02/13/2020	56-74	L	21-72	.292	4-22	.182	10-15	.667	18	23	41	41.1	11	13	14	5	11	56	73.9
at Boston College	02/16/2020	75-93	L	27-61	.443	6-22	.273	15-18	.833	9	24	33	40.8	23	9	16	1	4	75	73.9
at Wake Forest	02/23/2020	79-82	Lot	28-80	.350	2-14	.143	21-26	.808	21	25	46	41.0	20	7	14	2	7	79	74.1
Total		2001		710-1747	.406	175-534	.328	406-553	.734	371	736	1107	41.0	426	389	335	91	196	2001	74.1
Opponents		1752		648-1637	.396	161-529	.304	295-433	.681	292	708	1000	37.0	505	313	406	114	151	1752	64.9

North Carolina Averages

Games Played	Points/game	FG Pct	3FG Pct	FT Pct	Rebounds/game	Assists/game	Turnovers/game	Assist/Turnover ratio	Steals/game	Blocks/game
27	74.1	40.6	32.8	73.4	41.0	14.4	12.4	1.2	7.3	3.4



**2019-20 North Carolina Women's Basketball
Opponents Game-by-Game
All games**

Opponent	Date	Score	W	Total		3-Pointers		Free throws		Rebounds				PF	A	TO	BLK	STL	PTS	AVG
				FG-FGA	PCT	3FG-FGA	PCT	FT-FTA	PCT	OFF	DEF	TOT	AVG							
Western Caro.	11/07/2019	92-55	W	19-54	.352	10-32	.313	7-13	.538	9	23	32	32.0	20	12	22	1	3	55	55.0
Navy	11/11/2019	80-40	W	15-57	.263	4-17	.235	6-11	.545	9	18	27	29.5	20	9	13	0	7	40	47.5
Charleston So.	11/15/2019	85-54	W	21-59	.356	6-22	.273	6-10	.600	10	26	36	31.7	15	7	15	3	5	54	49.7
Elon	11/22/2019	76-46	W	13-51	.255	5-17	.294	15-22	.682	12	24	36	32.8	28	5	18	4	3	46	48.8
vs Temple	11/28/2019	71-58	W	23-73	.315	2-20	.100	10-13	.769	18	32	50	36.2	30	11	15	4	4	58	50.6
vs Missouri	11/29/2019	82-69	W	26-63	.413	7-22	.318	10-16	.625	15	21	36	36.2	22	10	10	2	1	69	53.7
Illinois	12/05/2019	85-60	W	22-62	.355	9-17	.529	7-8	.875	12	18	30	35.3	17	10	17	6	12	60	54.6
N.C. Central	12/08/2019	92-53	W	19-57	.333	3-17	.176	12-17	.706	10	22	32	34.9	24	10	22	3	5	53	54.4
at Alabama	12/15/2019	77-83	L	33-66	.500	4-17	.235	13-17	.765	13	29	42	35.7	18	10	12	5	1	83	57.6
vs UNCW	12/20/2019	85-45	W	17-56	.304	5-19	.263	6-8	.750	9	19	28	34.9	19	7	15	0	5	45	56.3
Yale	12/28/2019	63-66	L	24-66	.364	5-15	.333	13-20	.650	7	37	44	35.7	18	11	13	6	10	66	57.2
Pittsburgh	12/30/2019	70-62	W	24-64	.375	6-16	.375	8-19	.421	10	29	39	36.0	19	11	11	3	11	62	57.6
at Virginia	01/02/2020	65-47	W	21-58	.362	3-14	.214	2-4	.500	11	29	40	36.3	11	14	21	0	6	47	56.8
at Virginia Tech	01/05/2020	70-76	L	27-61	.443	8-22	.364	14-19	.737	7	28	35	36.2	15	12	10	6	2	76	58.1
NC State	01/09/2020	66-60	W	22-58	.379	12-29	.414	4-4	1.000	5	27	32	35.9	13	14	12	6	2	60	58.3
at Florida St.	01/12/2020	64-78	L	29-51	.569	6-15	.400	14-20	.700	6	26	32	35.7	13	12	10	5	5	78	59.5
Miami (FL)	01/16/2020	78-58	W	19-56	.339	6-26	.231	14-18	.778	12	22	34	35.6	22	9	19	4	5	58	59.4
Louisville	01/19/2020	67-74	L	28-58	.483	3-15	.200	15-18	.833	10	23	33	35.4	18	13	15	6	6	74	60.2
at Georgia Tech	01/23/2020	67-60	Wot	24-67	.358	4-21	.190	8-14	.571	10	25	35	35.4	13	14	15	7	9	60	60.2
at NC State	01/26/2020	68-76	L	24-61	.393	10-21	.476	18-24	.750	17	29	46	36.0	12	13	15	5	6	76	61.0
Virginia	01/30/2020	78-68	W	24-66	.364	4-18	.222	16-23	.696	17	21	38	36.0	19	12	14	4	8	68	61.3
Clemson	02/02/2020	86-72	W	29-64	.453	5-17	.294	9-17	.529	11	20	31	35.8	20	13	12	4	6	72	61.8
at Duke	02/06/2020	61-71	L	28-59	.475	7-19	.368	8-11	.727	10	34	44	36.2	18	19	18	6	6	71	62.2
Virginia Tech	02/09/2020	63-72	L	22-63	.349	6-21	.286	22-30	.733	14	31	45	36.5	24	12	14	7	6	72	62.6
Syracuse	02/13/2020	56-74	L	28-63	.444	12-31	.387	6-8	.750	12	36	48	37.0	18	13	18	10	7	74	63.1
at Boston College	02/16/2020	75-93	L	35-63	.556	7-16	.438	16-25	.640	9	25	34	36.9	18	17	12	2	3	93	64.2
at Wake Forest	02/23/2020	79-82	Lot	32-61	.525	2-13	.154	16-24	.667	7	34	41	37.0	21	13	18	5	7	82	64.9
Total		1752		648-1637	.396	161-529	.304	295-433	.681	292	708	1000	37.0	505	313	406	114	151	1752	64.9
North Carolina		2001		710-1747	.406	175-534	.328	406-553	.734	371	736	1107	41.0	426	389	335	91	196	2001	74.1

Opponents Averages

Games Played	Points/game	FG Pct	3FG Pct	FT Pct	Rebounds/game	Assists/game	Turnovers/game	Assist/Turnover ratio	Steals/game	Blocks/game
27	64.9	39.6	30.4	68.1	37.0	11.6	15.0	0.8	5.6	4.2



**2019-20 North Carolina Women's Basketball
Player Highs Analysis
All games**

North Carolina - Individual Game Highs

POINTS	28		Janelle Bailey vs Miami (FL) (01/16/2020)
	26		Taylor Koenen vs Clemson (02/02/2020)
	26		Shayla Bennett at Virginia Tech (01/05/2020)
	25		Shayla Bennett vs Yale (12/28/2019)
	24		Shayla Bennett at NC State (01/26/2020)
	24		Madinah Muhammad vs Missouri (N) (11/29/2019)
FIELD GOALS MADE	11		Taylor Koenen vs Clemson (02/02/2020)
	10		Madinah Muhammad at Wake Forest (02/23/2020)
	10		Janelle Bailey vs Virginia (01/30/2020)
	10		Taylor Koenen vs Illinois (12/05/2019)
FIELD GOAL ATTEMPTS	26		Madinah Muhammad at Wake Forest (02/23/2020)
	24		Shayla Bennett vs Yale (12/28/2019)
FIELD GOAL PERCENTAGE (min 5 made)	.857	(6-7)	Malu Tshitenge at Virginia Tech (01/05/2020)
	.857	(6-7)	Malu Tshitenge at Alabama (12/15/2019)
3 PT FG MADE	6		Taylor Koenen at Florida St. (01/12/2020)
	6		Madinah Muhammad vs Missouri (N) (11/29/2019)
3 PT FG ATTEMPTS	13		Madinah Muhammad vs Charleston So. (11/15/2019)
	11		Madinah Muhammad vs Syracuse (02/13/2020)
3 PT FG PERCENTAGE (min 2 made)	1.000	(2-2)	Leah Church vs Miami (FL) (01/16/2020)
	1.000	(2-2)	Shayla Bennett vs UNCW (N) (12/20/2019)
	1.000	(2-2)	Taylor Koenen vs UNCW (N) (12/20/2019)
FREE THROWS MADE	11		Taylor Koenen at Wake Forest (02/23/2020)
	10		Shayla Bennett at NC State (01/26/2020)
	10		Janelle Bailey at Georgia Tech (01/23/2020)
	10		Janelle Bailey vs Miami (FL) (01/16/2020)
FREE THROW ATTEMPTS	14		Taylor Koenen at Wake Forest (02/23/2020)
	12		Shayla Bennett at NC State (01/26/2020)
	12		Janelle Bailey vs Temple (N) (11/28/2019)
FREE THROW PERCENTAGE (min 3 made)	1.000	(10-10)	Janelle Bailey at Georgia Tech (01/23/2020)
	1.000	(8-8)	Janelle Bailey vs Missouri (N) (11/29/2019)
	1.000	(6-6)	Shayla Bennett at Boston College (02/16/2020)
	1.000	(6-6)	Madinah Muhammad at Boston College (02/16/2020)
	1.000	(6-6)	Janelle Bailey vs Elon (11/22/2019)
	1.000	(4-4)	Janelle Bailey vs Syracuse (02/13/2020)
	1.000	(4-4)	Madinah Muhammad vs Virginia (01/30/2020)
	1.000	(4-4)	Taylor Koenen vs Louisville (01/19/2020)
	1.000	(4-4)	Janelle Bailey vs Louisville (01/19/2020)
	1.000	(4-4)	Shayla Bennett vs Yale (12/28/2019)
	1.000	(4-4)	Shayla Bennett vs UNCW (N) (12/20/2019)
	1.000	(4-4)	Kennady Tucker vs N.C. Central (12/08/2019)
	1.000	(3-3)	Leah Church vs Louisville (01/19/2020)
1.000	(3-3)	Leah Church vs Yale (12/28/2019)	
1.000	(3-3)	Shayla Bennett vs Elon (11/22/2019)	
REBOUNDS	17		Janelle Bailey vs Virginia (01/30/2020)
	16		Janelle Bailey vs Yale (12/28/2019)
	16		Malu Tshitenge vs Charleston So. (11/15/2019)
ASSISTS	10		Shayla Bennett vs Illinois (12/05/2019)
	10		Shayla Bennett vs Charleston So. (11/15/2019)
STEALS	5		Shayla Bennett at Duke (02/06/2020)
	5		Taylor Koenen vs Miami (FL) (01/16/2020)



**2019-20 North Carolina Women's Basketball
Player Highs Analysis
All games**

Opponent - Individual Game Highs

POINTS	29		Taylor Soule at Boston College (02/16/2020)
	25		Haley Gorecki at Duke (02/06/2020)
	24		Aislinn Konig vs NC State (01/09/2020)
	24		Ellen Margaret Andrews vs Yale (12/28/2019)
	23		Brittany Davis at Alabama (12/15/2019)
	23		Jewel Smalls vs Western Caro. (11/07/2019)
FIELD GOALS MADE	11		Taylor Soule at Boston College (02/16/2020)
	10		Brittany Davis at Alabama (12/15/2019)
FIELD GOAL ATTEMPTS	20		Dominique Toussaint vs Virginia (01/30/2020)
	19		Ivana Raca at Wake Forest (02/23/2020)
	19		Jasmine Carson at Georgia Tech (01/23/2020)
	19		Roxy Barahman vs Yale (12/28/2019)
FIELD GOAL PERCENTAGE (min 5 made)	.846	(11-13)	Taylor Soule at Boston College (02/16/2020)
	.833	(10-12)	Brittany Davis at Alabama (12/15/2019)
3 PT FG MADE	6		Aislinn Konig vs NC State (01/09/2020)
	4		Marnelle Garraud at Boston College (02/16/2020)
	4		Emily Engstler vs Syracuse (02/13/2020)
	4		Haley Gorecki at Duke (02/06/2020)
	4		Amandine Toi vs Virginia (01/30/2020)
	4		Aislinn Konig at NC State (01/26/2020)
	4		Aisha Sheppard at Virginia Tech (01/05/2020)
	4		Jewel Smalls vs Western Caro. (11/07/2019)
3 PT FG ATTEMPTS	11		Aisha Sheppard vs Virginia Tech (02/09/2020)
	10		Emily Engstler vs Syracuse (02/13/2020)
3 PT FG PERCENTAGE (min 2 made)	1.000	(3-3)	Cierra Rice vs Illinois (12/05/2019)
	1.000	(2-2)	Kayla Jones at NC State (01/26/2020)
FREE THROWS MADE	14		Elissa Cunane at NC State (01/26/2020)
	12		Dara Mabrey vs Virginia Tech (02/09/2020)
FREE THROW ATTEMPTS	16		Elissa Cunane at NC State (01/26/2020)
	12		Dara Mabrey vs Virginia Tech (02/09/2020)
FREE THROW PERCENTAGE (min 3 made)	1.000	(12-12)	Dara Mabrey vs Virginia Tech (02/09/2020)
	1.000	(5-5)	Dana Evans vs Louisville (01/19/2020)
	1.000	(4-4)	Lisa Jablonowski vs Virginia (01/30/2020)
	1.000	(4-4)	Hayley Frank vs Missouri (N) (11/29/2019)
	1.000	(4-4)	Asonah Alexander vs Temple (N) (11/28/2019)
	1.000	(3-3)	De'Sha Benjamin at Alabama (12/15/2019)
REBOUNDS	17		Elissa Cunane at NC State (01/26/2020)
	15		Emily Engstler vs Syracuse (02/13/2020)
ASSISTS	9		Taja Cole at Virginia Tech (01/05/2020)
	8		Haley Gorecki at Duke (02/06/2020)
STEALS	6		Kennedi Myles vs Illinois (12/05/2019)
	3		Gina Conti at Wake Forest (02/23/2020)
	3		Teisha Hyman vs Syracuse (02/13/2020)
	3		Dominique Toussaint vs Virginia (01/30/2020)
	3		Francesca Pan at Georgia Tech (01/23/2020)
	3		Jasmine Carson at Georgia Tech (01/23/2020)
	3		Lisa Jablonowski at Virginia (01/02/2020)
	3		Dayshyanette Harris vs Pittsburgh (12/30/2019)
	3		Ellen Margaret Andrews vs Yale (12/28/2019)
	3		Megan Gorman vs Yale (12/28/2019)
	3		Jennifer Coleman vs Navy (11/11/2019)



**2019-20 North Carolina Women's Basketball
Team High/Low Analysis
All games**

North Carolina - Game Highs

POINTS	92		N.C. Central (12/08/2019)
	92		Western Caro. (11/07/2019)
	86		Clemson (02/02/2020)
	85		vs UNCW (N) (12/20/2019)
	85		Illinois (12/05/2019)
	85		Charleston So. (11/15/2019)
FIELD GOALS MADE	32		Clemson (02/02/2020)
	32		vs UNCW (N) (12/20/2019)
	32		Illinois (12/05/2019)
	32		Western Caro. (11/07/2019)
FIELD GOAL ATTEMPTS	81		Charleston So. (11/15/2019)
	80		at Wake Forest (02/23/2020)
FIELD GOAL PERCENTAGE	.527	(29-55)	Navy (11/11/2019)
	.500	(32-64)	Clemson (02/02/2020)
	.500	(32-64)	vs UNCW (N) (12/20/2019)
3 PT FG MADE	14		Charleston So. (11/15/2019)
	11		Illinois (12/05/2019)
	11		vs Missouri (N) (11/29/2019)
3 PT FG ATTEMPTS	44		Charleston So. (11/15/2019)
	25		at Florida St. (01/12/2020)
	25		NC State (01/09/2020)
	25		Western Caro. (11/07/2019)
3 PT FG PERCENTAGE	.583	(7-12)	vs UNCW (N) (12/20/2019)
	.550	(11-20)	vs Missouri (N) (11/29/2019)
FREE THROWS MADE	25		N.C. Central (12/08/2019)
	24		vs Temple (N) (11/28/2019)
FREE THROW ATTEMPTS	37		N.C. Central (12/08/2019)
	37		vs Temple (N) (11/28/2019)
FREE THROW PERCENTAGE	.938	(15-16)	at Georgia Tech (01/23/2020)
	.870	(20-23)	at Alabama (12/15/2019)
REBOUNDS	58		Yale (12/28/2019)
	57		Charleston So. (11/15/2019)
ASSISTS	23		Clemson (02/02/2020)
	22		Illinois (12/05/2019)
STEALS	13		N.C. Central (12/08/2019)
	12		at Virginia (01/02/2020)
	12		Western Caro. (11/07/2019)
BLOCKED SHOTS	8		vs UNCW (N) (12/20/2019)
	7		Clemson (02/02/2020)
TURNOVERS	18		at Georgia Tech (01/23/2020)
	18		Illinois (12/05/2019)
FOULS	25		Virginia Tech (02/09/2020)
	24		at Boston College (02/16/2020)



**2019-20 North Carolina Women's Basketball
Team High/Low Analysis
All games**

Opponent - Game Highs

POINTS	93		at Boston College (02/16/2020)
	83		at Alabama (12/15/2019)
	82		at Wake Forest (02/23/2020)
	78		at Florida St. (01/12/2020)
	76		at NC State (01/26/2020)
	76		at Virginia Tech (01/05/2020)
FIELD GOALS MADE	35		at Boston College (02/16/2020)
	33		at Alabama (12/15/2019)
FIELD GOAL ATTEMPTS	73		vs Temple (N) (11/28/2019)
	67		at Georgia Tech (01/23/2020)
FIELD GOAL PERCENTAGE	.569	(29-51)	at Florida St. (01/12/2020)
	.556	(35-63)	at Boston College (02/16/2020)
3 PT FG MADE	12		Syracuse (02/13/2020)
	12		NC State (01/09/2020)
3 PT FG ATTEMPTS	32		Western Caro. (11/07/2019)
	31		Syracuse (02/13/2020)
3 PT FG PERCENTAGE	.529	(9-17)	Illinois (12/05/2019)
	.476	(10-21)	at NC State (01/26/2020)
FREE THROWS MADE	22		Virginia Tech (02/09/2020)
	18		at NC State (01/26/2020)
FREE THROW ATTEMPTS	30		Virginia Tech (02/09/2020)
	25		at Boston College (02/16/2020)
FREE THROW PERCENTAGE	1.000	(4-4)	NC State (01/09/2020)
	.875	(7-8)	Illinois (12/05/2019)
REBOUNDS	50		vs Temple (N) (11/28/2019)
	48		Syracuse (02/13/2020)
ASSISTS	19		at Duke (02/06/2020)
	17		at Boston College (02/16/2020)
STEALS	12		Illinois (12/05/2019)
	11		Pittsburgh (12/30/2019)
BLOCKED SHOTS	10		Syracuse (02/13/2020)
	7		Virginia Tech (02/09/2020)
	7		at Georgia Tech (01/23/2020)
TURNOVERS	22		N.C. Central (12/08/2019)
	22		Western Caro. (11/07/2019)
FOULS	30		vs Temple (N) (11/28/2019)
	28		Elon (11/22/2019)



**2019-20 North Carolina Women's Basketball
Team High/Low Analysis
All games**

North Carolina - Game Lows

POINTS	56	Syracuse (02/13/2020)
	61	at Duke (02/06/2020)
	63	Virginia Tech (02/09/2020)
	63	Yale (12/28/2019)
	64	at Florida St. (01/12/2020)
FIELD GOALS MADE	19	at Duke (02/06/2020)
	20	Virginia Tech (02/09/2020)
	20	vs Temple (N) (11/28/2019)
FIELD GOAL ATTEMPTS	52	Louisville (01/19/2020)
	53	vs Missouri (N) (11/29/2019)
FIELD GOAL PERCENTAGE	.271 (19-70)	at Duke (02/06/2020)
	.292 (21-72)	Syracuse (02/13/2020)
3 PT FG MADE	1	Virginia Tech (02/09/2020)
	2	at Wake Forest (02/23/2020)
3 PT FG ATTEMPTS	9	Navy (11/11/2019)
	10	at Georgia Tech (01/23/2020)
3 PT FG PERCENTAGE	.091 (1-11)	Virginia Tech (02/09/2020)
	.143 (2-14)	at Wake Forest (02/23/2020)
FREE THROWS MADE	2	at Florida St. (01/12/2020)
	3	at Virginia (01/02/2020)
FREE THROW ATTEMPTS	4	at Florida St. (01/12/2020)
	7	at Virginia (01/02/2020)
FREE THROW PERCENTAGE	.429 (3-7)	at Virginia (01/02/2020)
	.500 (2-4)	at Florida St. (01/12/2020)
REBOUNDS	24	Louisville (01/19/2020)
	28	at NC State (01/26/2020)
ASSISTS	7	at Wake Forest (02/23/2020)
	8	at Duke (02/06/2020)
STEALS	4	at Boston College (02/16/2020)
	4	Clemson (02/02/2020)
	4	Louisville (01/19/2020)
	4	Charleston So. (11/15/2019)
BLOCKED SHOTS	0	Louisville (01/19/2020)
	1	at Boston College (02/16/2020)
	1	Virginia Tech (02/09/2020)
	1	at Duke (02/06/2020)
	1	Miami (FL) (01/16/2020)
	1	at Florida St. (01/12/2020)
	1	at Alabama (12/15/2019)
TURNOVERS	7	NC State (01/09/2020)
	7	at Alabama (12/15/2019)
FOULS	6	NC State (01/09/2020)
	9	at Virginia (01/02/2020)
	9	vs UNCW (N) (12/20/2019)



**2019-20 North Carolina Women's Basketball
Team High/Low Analysis
All games**

Opponent - Game Lows

POINTS	40		Navy (11/11/2019)
	45		vs UNCW (N) (12/20/2019)
	46		Elon (11/22/2019)
	47		at Virginia (01/02/2020)
	53		N.C. Central (12/08/2019)
FIELD GOALS MADE	13		Elon (11/22/2019)
	15		Navy (11/11/2019)
FIELD GOAL ATTEMPTS	51		at Florida St. (01/12/2020)
	51		Elon (11/22/2019)
FIELD GOAL PERCENTAGE	.255	(13-51)	Elon (11/22/2019)
	.263	(15-57)	Navy (11/11/2019)
3 PT FG MADE	2		at Wake Forest (02/23/2020)
	2		vs Temple (N) (11/28/2019)
3 PT FG ATTEMPTS	13		at Wake Forest (02/23/2020)
	14		at Virginia (01/02/2020)
3 PT FG PERCENTAGE	.100	(2-20)	vs Temple (N) (11/28/2019)
	.154	(2-13)	at Wake Forest (02/23/2020)
FREE THROWS MADE	2		at Virginia (01/02/2020)
	4		NC State (01/09/2020)
FREE THROW ATTEMPTS	4		NC State (01/09/2020)
	4		at Virginia (01/02/2020)
FREE THROW PERCENTAGE	.421	(8-19)	Pittsburgh (12/30/2019)
	.500	(2-4)	at Virginia (01/02/2020)
REBOUNDS	27		Navy (11/11/2019)
	28		vs UNCW (N) (12/20/2019)
ASSISTS	5		Elon (11/22/2019)
	7		vs UNCW (N) (12/20/2019)
	7		Charleston So. (11/15/2019)
STEALS	1		at Alabama (12/15/2019)
	1		vs Missouri (N) (11/29/2019)
BLOCKED SHOTS	0		at Virginia (01/02/2020)
	0		vs UNCW (N) (12/20/2019)
	0		Navy (11/11/2019)
TURNOVERS	10		at Florida St. (01/12/2020)
	10		at Virginia Tech (01/05/2020)
	10		vs Missouri (N) (11/29/2019)
FOULS	11		at Virginia (01/02/2020)
	12		at NC State (01/26/2020)



**2019-20 North Carolina Women's Basketball
Points-rebounds-assists
All games**

Opponent	Date	Score		1	3	4	11	14	20	21	22	30	32	33
				KOENEN,TAY	MUHAMMAD,M	TUCKER,KEN	SULLIVAN,E	ROBERTS,LI	CHURCH,LEA	TSHITENGE,	BENNETT,SH	BAILEY,JAN	DANIEL,NIA	DUCKETT,LE
WCU	11/07/2019	92-55	W	17-9-5	6-2-1	7-5-2	0-0-0	0-0-0	3-0-1	19-7-3	17-9-6	21-10-2	2-0-0	0-0-0
Navy	11/11/2019	80-40	W	21-8-3	13-4-2	2-2-1	0-5-0	0-0-0	3-0-1	11-9-0	4-0-4	20-15-2	3-0-0	3-1-1
ChaSou	11/15/2019	85-54	W	16-4-2	14-5-5	6-2-2	2-1-0	0-1-0	10-4-0	15-16-1	6-10-10	13-5-1	3-1-0	0-1-0
Elon	11/22/2019	76-46	W	14-7-1	14-7-2	4-3-0	2-4-0	0-0-0	0-0-1	18-10-1	7-1-2	12-7-1	4-2-1	1-0-0
vs Temple	11/28/2019	71-58	W	10-3-3	20-7-1	0-1-1	0-1-0	0-0-0	0-0-0	7-11-0	15-3-2	19-11-3	0-0-0	0-0-0
vs Mizzou	11/29/2019	82-69	W	11-8-2	24-5-0	0-0-1	0-0-0	DNP	0-0-0	11-7-0	16-3-7	20-6-3	DNP	DNP
Illini	12/05/2019	85-60	W	23-11-5	12-2-3	0-1-1	1-1-0	DNP	13-0-1	6-5-0	11-3-10	13-11-2	6-2-0	0-4-0
NCCU	12/08/2019	92-53	W	6-6-2	9-3-5	6-0-1	9-9-2	1-0-0	DNP	16-8-2	16-2-5	19-12-1	4-3-1	6-0-0
at Bama	12/15/2019	77-83	L	16-5-1	20-3-1	2-0-1	DNP	DNP	3-1-0	13-7-1	10-4-6	10-11-3	3-3-1	DNP
vs UNCW	12/20/2019	85-45	W	14-5-4	15-2-1	2-2-1	0-0-0	2-0-0	0-1-0	19-10-2	12-5-3	10-15-4	7-2-0	4-0-0
Yale	12/28/2019	63-66	L	2-9-2	0-3-0	0-2-0	DNP	DNP	6-7-1	6-7-1	25-6-7	16-16-1	8-2-0	DNP
Pitt	12/30/2019	70-62	W	16-9-4	20-8-0	7-3-2	DNP	DNP	0-0-0	9-9-1	8-5-4	10-8-2	0-0-0	0-0-0
at UVa	01/02/2020	65-47	W	10-7-6	11-5-4	0-1-0	DNP	0-0-0	6-0-0	10-6-1	10-7-5	16-5-1	2-1-0	0-0-0
at Hokies	01/05/2020	70-76	L	15-6-6	10-2-2	0-5-1	DNP	DNP	0-0-0	12-7-0	26-8-2	7-9-4	DNP	0-1-0
NCSU	01/09/2020	66-60	W	14-11-3	13-6-3	0-0-0	DNP	DNP	3-2-0	8-3-0	20-4-2	8-7-1	0-0-0	DNP
at FSU	01/12/2020	64-78	L	22-4-4	8-4-2	0-0-0	DNP	DNP	9-0-0	10-7-2	4-4-5	11-7-3	0-0-0	DNP
Miami	01/16/2020	78-58	W	16-7-5	5-4-2	3-0-0	DNP	0-0-0	8-2-2	8-5-1	10-2-7	28-15-1	0-0-0	0-0-0
LOU	01/19/2020	67-74	L	17-8-2	17-3-1	5-1-2	DNP	DNP	6-1-2	2-0-1	4-1-3	16-8-3	DNP	DNP
at GaTech	01/23/2020	67-60	Wot	8-5-4	17-5-1	0-0-0	DNP	DNP	0-1-0	10-9-1	12-4-8	20-11-0	DNP	DNP
at NCSU	01/26/2020	68-76	L	21-4-3	6-4-1	0-0-0	DNP	DNP	3-2-0	4-8-1	24-1-8	8-4-2	2-1-0	DNP
UVa	01/30/2020	78-68	W	6-3-5	17-3-0	0-0-0	DNP	0-0-0	5-0-0	16-5-4	7-3-6	23-17-3	4-2-0	DNP
Clem	02/02/2020	86-72	W	26-7-6	14-4-3	2-1-5	DNP	0-0-0	0-0-1	9-6-0	9-2-8	23-9-0	3-1-0	0-2-0
at Duke	02/06/2020	61-71	L	9-9-1	7-0-1	0-0-0	DNP	DNP	5-3-0	12-8-1	19-2-3	9-13-2	0-0-0	DNP
Hokies	02/09/2020	63-72	L	19-10-1	0-1-0	1-5-0	DNP	DNP	8-0-0	8-8-1	14-5-6	13-6-3	0-1-0	DNP
Syr	02/13/2020	56-74	L	4-5-5	19-4-0	1-1-0	DNP	DNP	3-2-0	11-11-0	6-2-6	12-7-2	DNP	DNP
at BC	02/16/2020	75-93	L	15-6-2	16-7-2	0-1-2	DNP	DNP	11-2-0	6-3-0	17-9-1	10-1-2	0-0-0	0-0-0
at Wake	02/23/2020	79-82	Lot	17-11-0	21-7-2	0-1-0	DNP	DNP	5-4-0	12-8-0	16-4-5	DNP	8-3-0	DNP