



NOTRE DAME HOCKEY

FIGHTING IRISH MEDIA

Director
Athletics Communications

Dan Colleran

dcollera@nd.edu

574-339-9810 (cell)

GAME 35

NOTRE DAME AT #19 MINNESOTA

MARCH 6

BIG TEN TOURNAMENT QUARTERFINALS

Game 35	Friday, March 6 8:00 p.m. ET	3M Arena at Mariucci Minneapolis, Minnesota
Records	Notre Dame Fighting Irish 14-13-7, 9-9-6-4 B1G	Minnesota Golden Gophers 14-13-7, 9-8-7-4 B1G
TV & Streaming Coverage	TV: FS2 Streaming: Fox Sports App (via authentication)	PxP: Dan Kelly Analyst: Fred Pletsch
Radio/Audio Coverage	94.3 FM (South Bend) & UND.com	Darin Pritchett

THE SERIES

All-Time	UM, 31-21-5	Last: UM, 2-1 Feb. 15, 2020 Notre Dame, Ind. Compton Family Ice Arena
At UM	UM, 18-10-3	Last: ND, 5-3 Nov. 2, 2020 Minneapolis, Minn. 3M Arena at Mariucci

COUNTDOWN TO PUCK DROP

515	With Notre Dame's 3-2 win over Penn State in last season's Big Ten Tournament championship game, head coach Jeff Jackson recorded his 500th career win. He now has 515 career wins, which ranks second among active NCAA DI head coaches (spanning six seasons at Lake Superior State and 14+ seasons at Notre Dame).
16	A program-record 16 former Fighting Irish players have played in the NHL so far this season, including: Anders Bjork (Boston Bruins), Ian Cole (Colorado Avalanche), Thomas Di Pauli (Pittsburgh Penguins), Jake Evans (Montreal Canadiens), Steven Fogarty (New York Rangers), Dennis Gilbert (Chicago Blackhawks), Vinnie Hinostroza (Arizona Coyotes), Stephen Johns (Dallas Stars), Anders Lee (New York Islanders), Jordan Gross (Arizona Coyotes), Kyle Palmieri (New Jersey Devils), Andrew Peeke (Columbus Blue Jackets), Cal Petersen (Los Angeles Kings), Bryan Rust (Pittsburgh Penguins) and Riley Sheahan (Edmonton Oilers) and T.J. Tynan (Colorado Avalanche).
13	Senior forward Cam Morrison leads the Irish with 13 career playoff points on eight goals and five assists. He has scored the game winner in each of the last two Big Ten championship games.
13	Thirteen sets of brothers have suited up for the Irish, including current sets of brothers Cal and Cam Burke and Matt and Alex Steeves .
10	With a 19-save shutout at Michigan (Feb. 22), Cale Morris posted his 10th career shutout to rank fifth at Notre Dame behind Steven Summerhays (13), David Brown (12), Jordan Pearce (12) and Cal Petersen (11).
8	With the 2019 Big Ten tournament title, Notre Dame has won eight conference championships in program history, each under Jeff Jackson (three regular-season).
6	With freshman Trevor Janicke joining the program, six father-son combinations have played for the Irish including Trevor and his father, Curtis '93 , as well as sophomore Graham Slaggert and his father/Associate Head Coach Andy Slaggert '89 .
4	Notre Dame has an active four-year NCAA tournament appearance streak, including Frozen Four appearances in 2017 and 2018, which is the longest streak in program history and is the fourth-longest active streak in the NCAA (the Irish have also appeared in seven of the last 10 NCAA Tournaments).
.968	Senior Cale Morris has started all six of Notre Dame's Big Ten tournament games over the past two seasons, posting a 6-0-0 record to go along with a .968 saver percentage and he earned Most Outstanding Player honors following both Irish championships.

2019-20 SCHEDULE // RESULTS

Date	ND Rk	Opp Rk	Opponent	Location	TV	Time/Score
Oct. 6	9/10	--/--	USNTDP (exh.)	Plymouth, Mich.	CN-900 (Det.)	W, 4-2
Oct. 11	8/9	RV/--	Air Force	Notre Dame, Ind.	NBCSN	W, 4-3
Oct. 13	8/9	RV/--	Air Force	Notre Dame, Ind.	NHLN/NBCSC+	W, 6-1
Oct. 25	5/4	--/--	Lake Superior State	Notre Dame, Ind.	NBCSN	W, 5-2
Oct. 26	5/4	--/--	Lake Superior State	Notre Dame, Ind.	NHLN/NBCSC+	W, 6-4
Nov. 1	5/4	RV/--	at Minnesota	Minneapolis, Minn.	BTN	T, 2-2 (ot)
Nov. 2	5/4	RV/--	at Minnesota	Minneapolis, Minn.	FSN	W, 5-3
Nov. 8	5/5	9/8	Ohio State	Notre Dame, Ind.	NBCSN	W, 3-2 (ot)
Nov. 9	5/5	9/8	Ohio State	Notre Dame, Ind.	SNY	W, 2-1
Nov. 15	4/3	15/15	at Wisconsin	Madison, Wisc.	FSW	L, 3-0
Nov. 16	4/3	15/15	at Wisconsin	Madison, Wisc.	BTN+	W, 5-4 (ot)
Nov. 22	3/3	--/--	at Michigan State	East Lansing, Mich.	BTN+	T, 1-1 (ot)
Nov. 23	3/3	--/--	at Michigan State	East Lansing, Mich.	BTN+	L, 3-2
Nov. 29	5/4	16/15	Bowling Green	Notre Dame, Ind.	NBCApp	L, 5-2
Nov. 30	5/4	16/15	at Bowling Green	Bowling Green, Ohio	FloHockey	L, 5-2
Dec. 6	9/10	10/7	at Boston College	Boston, Mass.	CBS All-Access	L, 4-0
Dec. 8	9/10	10/7	Boston College	Notre Dame, Ind.	NBCSP+	L, 6-1
Dec. 13	15/14	7/7	Penn State	Notre Dame, Ind.	NHLN/NBCSC+	L, 4-2
Dec. 14	15/14	7/7	Penn State	Notre Dame, Ind.	NBCApp	W, 3-0
Jan. 3	15/RV	19/--	Western Michigan	Notre Dame, Ind.	NBCSN	T, 1-1 (ot)
Jan. 5	15/RV	19/--	at Western Michigan	Kalamazoo, Mich.	NCHC.tv	W, 4-1
Jan. 10	14/14	--/--	Michigan	Notre Dame, Ind.	NBCSN	L, 3-0
Jan. 11	14/14	--/--	Michigan	Notre Dame, Ind.	NBCApp	L, 3-1
Jan. 17	18/RV	9/9	at Ohio State	Columbus, Ohio	BTN	T, 4-4 (ot)
Jan. 18	18/RV	9/9	at Ohio State	Columbus, Ohio	BTN+	L, 2-1
Jan. 24	RV/--	--/--	Wisconsin	Notre Dame, Ind.	NBCSC+/NBCSP+	L, 6-4
Jan. 25	RV/--	--/--	Wisconsin	Notre Dame, Ind.	NBCSC+/NBCSP+	W, 5-2
Jan. 31	RV/--	8/9	at Penn State	University Park, Pa.	BTN	T, 4-4 (ot)
Feb. 1	RV/--	8/9	at Penn State	University Park, Pa.	BTN+	W, 4-2
Feb. 14	RV/--	RV/RV	Minnesota	Notre Dame, Ind.	NBCSN	T, 3-3 (ot)
Feb. 15	RV/--	RV/RV	Minnesota	Notre Dame, Ind.	NBCSC+/NBCSP+	L, 2-1
Feb. 21	RV/--	RV/--	at Michigan	Ann Arbor, Mich.	BTN	W, 2-1
Feb. 22	RV/--	RV/--	at Michigan	Ann Arbor, Mich.	BTN	W, 3-0
Feb. 28	RV/RV	RV/--	Michigan State	Notre Dame, Ind.	NBCSN	L, 3-1
Feb. 29	RV/RV	RV/--	Michigan State	Notre Dame, Ind.	NBCSP+	T, 2-2 (ot)
March 6	RV/RV	19/RV	at Minnesota	Minneapolis, Minn.	FS2	8 p.m. ET
March 7	RV/RV	19/RV	at Minnesota	Minneapolis, Minn.	FSN+	8 p.m. ET
March 8	RV/RV	19/RV	at Minnesota*	Minneapolis, Minn.	FS2	7 p.m. ET
March 14			B1G Semifinals	Campus Sites		TBA
March 21			B1G Championship	Campus Site		TBA

-- Rankings: USCHO.com/USA Today/USA HM; ranking listed at time of game | All times Eastern |

-- TV: NBC Sports Network [NBCSN] | NBC Sports Chicago+ [NBCSC+] | NBC Sports Philadelphia+ [NBCSP+] | Big Ten Network [BTN] | Fox Sports North.+ [FSN] | Fox Sports Midwest [FSW] | SportsNet New York [SNY]

UNIVERSITY INFORMATION	
School	University of Notre Dame
Location	Notre Dame, IN 46556
Founded	1842
Enrollment	8,530 (undergraduate), 12,393 (total)
Nickname	Fighting Irish
Colors	Gold and Blue
Affiliation	NCAA Division I
Conference	Big Ten (B1G)
President	Rev. John I. Jenkins
Provost	Thomas Burish
NCAA Faculty Representative	Patricia Bellia (Harvard '91)
Athletics Director	Jack Swarbrick (Notre Dame '76)
Sr. Assoc. Athletic Director/Sport Admin.	Tom Nevala (Notre Dame '90)
Ticket Office Phone	(574) 631-7356
Home Ice (capacity)	Compton Family Ice Arena (4,850) Charles "Lefty" Smith Rink
Ice Surface	200 x 90

HOCKEY STAFF INFORMATION	
Head Coach	Jeff Jackson (Michigan State '78)
Record at Notre Dame	333-204-64 (15th season)
Record Overall	515-256-89 (21st season)
Regular Season Big Ten Record	37-26-8 (third season)
Associate Head Coach	Paul Pooley (Ohio State '84)
Associate Head Coach	Andy Slaggert (Notre Dame '89)
Volunteer Assistant Coach	Kyle Lawson (Notre Dame '10)
Coordinator of Hockey Operations	Nick Seirgiej (Wisconsin-River Falls '06)
Athletic Trainer	Kevin Ricks
Equipment Specialist	Ron Grove
Strength and Conditioning Coach	Tony Rolinski
Administrative Assistant	Sue Halasz
Hockey Office Phone	(574) 631-3630

TEAM INFORMATION	
2018-19 Overall Record	23-14-3
2018-19 Big Ten Record/Finish	11-11-2 (2nd)
2018-19 Post Season	Big Ten Champions NCAA Northeast Regional Final
Letter Winners Returning	20 (11 forwards, 6 defensemen, 3 goaltenders)
Letter Winners Lost	6 (4 forwards, 2 defensemen)
Newcomers	8 (5 forwards, 2 defenseman, 1 goaltender)
2019-20 Captain	Cal Burke
2019-20 Alternate Captains	Tory Dello, Cale Morris
NCAA Appearances	10 (Last: 2019)
NCAA Frozen Four Appearances	Four (2008, 2011, 2017, 2018)
All-Americans	15 players/16 times (Last: Bobby Nardella 2019)
Academic All-Americans	Nine (Last: Peter Schneider in 2015)

FOR STARTERS

- Notre Dame will play a best-of-three Big Ten Tournament quarterfinal series at Minnesota this weekend (March 6-8) as postseason play begins across the league.
- The Irish, who have won the last two Big Ten Tournament Championships, finished fifth (37 points) in the tightly contested Big Ten standings, while Minnesota (38 points) finished in a three-way tie for second and based on tiebreakers earned the No. 4 seed.
- This season, Notre Dame went 1-1-2 against the Gophers (1-0-1 mark at 3M Arena).
- Cam Morrison posted a goal and four assists for five points in those four games against the Gophers, while Nick Leivermann scored four goals this season against Minnesota.
- Last season in the 2019 Big Ten Tournament semifinals, the Irish posted a 2-1 overtime win against Minnesota on March 17 at Compton Family Ice Arena en route to claiming a second consecutive Big Ten Tournament Championship with Michael Graham scoring the game-winning power-play goal 53 seconds into overtime.
- Notre Dame is 6-0-0 in the Big Ten Tournament since joining the league.
- Cale Morris has started all six of those games (each at home) and has a .968 save percentage (210/217) to go along with a 1.14 goals against average and he was named the tournament's Most Outstanding Player each of the last two seasons.
- Now in 12 career playoff games (Big Ten Tournament and NCAA), Morris is 10-2-0 with a .947 save percentage and a 1.66 goals-against average
- Seniors Mike O'Leary (6 GP, 1-3-4), Cal Burke (6 GP, 1-3-4) and Cam Morrison (6 GP, 3-0-3) are Notre Dame's leading scorers in those six Big Ten Tournament games.

FINAL BIG TEN STANDINGS						
	Pts	GP	W	L	T	SW
1 Penn State	41	24	12	8	4	1
2 Ohio State	38	24	11	9	4	1
Michigan	38	24	11	10	3	2
Minnesota	38	24	9	8	7	4
5 Notre Dame	37	24	9	9	6	4
6 Michigan State	35	24	11	11	2	0
7 Wisconsin	25	24	7	15	2	2

MEDIA INFORMATION	
Director of Athletics Communications (Hockey Contact)	Dan Colleran
Office Phone Cell Phone	574-631-7519 574-339-9810
Email	dcollera@nd.edu
Assistant Athletics Communications Director (Secondary Hockey Contact)	Pat Durant
Cell Phone	574-485-4521
Email	pdurant@nd.edu
Compton Family Ice Arena Press Box Phone	574-631-4899
Mailing Address	University of Notre Dame 100 Compton Family Ice Arena Notre Dame, IN 46629
Media Availability	Coach Jackson and requested players are generally available once per week and then after a post-game cooling off period. Please contact Dan Colleran with requests or to be added to the email distribution list regarding availability.
Additional Media Info	UND.com/pressbox

No.	Name	Pos.	Ht.	Wt.	Cl.	Hometown/Last Team
1	Dylan St. Cyr	G	5-9	189	Jr.	Northville, MI/USNTDP
2	Nate Clurman	D	6-2	207	So.	Boulder, CO/Sioux City (USHL)
3	Ryan Carmichael	D	6-2	191	Fr.	Greenwich, CT/Lincoln (USHL)
4	Nick Leivermann	D	5-11	184	So.	Eden Prairie, MN/Penticton (BCHL)
5	Matt Hellickson	D	6-1	192	Jr.	Rogers, MN/Sioux City (USHL)
6	Tory Dello	D	6-0	199	Sr.	Crystal Lake, IL/Tri-City (USHL)
8	Matt Steeves	F	6-0	203	Jr.	Eden Prairie, MN/Muskegon (USHL)
10	Cam Burke	F	5-8	170	So.	Boxborough, MA/Sioux Falls (USHL)
11	Cal Burke	F	5-10	184	Sr.	Boxborough, MA/Cedar Rapids (USHL)
13	Colin Theisen	F	6-0	194	Jr.	Monroe, MI/Dubuque (USHL)
14	Jesse Lansdell	Fr.	5-11	185	Fr.	Surrey, B.C./Vernon (BCHL)
15	Michael Graham	F	6-1	198	So.	Eden Prairie, MN/Dubuque (USHL)
16	Alex Steeves	F	5-10	188	So.	Eden Prairie, MN/Dubuque (USHL)
17	Pierce Crawford	F	5-9	185	Jr.	Park Ridge, IL/Youngstown (USHL)
18	Graham Slaggert	F	6-0	187	So.	South Bend, IN/Cedar Rapids (USHL)
19	Mike O'Leary	F	6-1	200	Sr.	Halifax, NS/Dubuque (USHL)
20	Jake Pivonka	F	6-0	205	So.	Naperville, IL/USNTDP
21	Max Ellis	F	5-9	151	Fr.	Canton, MI/Muskegon (USHL)
22	Jack MacNab	F	6-0	202	Fr.	Indianapolis, IN/Central Illinois (USHL)
24	Spencer Stastney	D	5-11	189	So.	Mequon, WI/USNTDP
25	Solag Bakich	F	6-0	194	Fr.	Dallas, TX/Waterloo (USHL)
26	Cam Morrison	F	6-3	214	Sr.	Aurora, ONT/Youngstown (USHL)
27	Trevor Janicke	F	5-10	191	Fr.	Maple Grove, MN/Central Illinois (USHL)
28	Christian DiCesare	D	6-1	205	Fr.	Morristown, NJ/Omaha (USHL)
29	Charlie Raith	D	5-9	174	Fr.	Winnetka, IL/Central Illinois (USHL)
30	Ryan Bischel	G	6-1	189	Fr.	Medina, MN/Fargo (USHL)
32	Cale Morris	G	6-1	195	Sr.	Larkspur, CO/Waterloo (USHL)
33	Nick Sanford	G	6-1	192	Jr.	Morristown, NJ/Boston (USPHL)

1	Dylan Saint Sear
13	Colin Ty-sin
25	SO-lawg Bawk-itch
27	Trevor Jan-ick-ee
29	Charlie Rayth (rhymes with "faith")

COACHING STAFF

Head Coach	Jeff Jackson (Michigan State '78)
Associate Head Coach	Paul Pooley (Ohio State '84)
Associate Head Coach	Andy Slaggert (Notre Dame '89)
Volunteer Assistant Coach	Kyle Lawson (Notre Dame '10-)
Coordinator of Hockey Operations	Nick Seirgiej (Wisconsin-River Falls '06)
Athletic Trainer	Kevin Ricks
Equipment Specialist	Ron Grove
Strength and Conditioning Coach	Tony Rolinski

BIG PLAYOFF FORMAT REVIEW

- The Big Ten Tournament features a three-weekend format with all games taking place on the campus of the higher-seeded teams.
- The tournament will open March 6-8 with three best-of-three quarterfinal series, as the second-, third- and fourth-seeded teams will each host a series.
- As the top seeded team, Penn State has a bye to the single-elimination semifinals, which are scheduled for Saturday, March 14.
- The highest-seeded team remaining after the semifinals will host a championship game scheduled for Saturday, March 21.

QUICK HITS

- Notre Dame's penalty kill improved to 21-for-22 over the past eight games (series against Penn State, Minnesota, Michigan and Michigan State).
- Notre Dame's strength of schedule is rated ninth in the NCAA.
- At 7.4 penalty minutes per game, Notre Dame ranks as the second-least penalized team in the country, while Minnesota ranks as the least penalized team (6.7).
- Jake Pivonka ranks eighth in the NCAA with a .607 faceoff winning percentage with 310 wins/201 losses (and he ranks sixth among players with at least 100 faceoffs this season).
- Tory Dello ranks tied for sixth in the country with 73 blocked shots, while Matt Hellickson is tied for eighth with 72 blocked shots.
- The Irish are 11-3-3 this season when Alex Steeves registers a point (6-1-1 when Steeves scored a goal) and 8-2-4 when Cal Burke notches at least one point (6-1-0 when Burke scores a goal).
- Freshman forward Max Ellis was the most recent Fighting Irish player to score a goal this season when he netted the game winner in Notre Dame's 3-0 victory over Penn State (Dec. 14), becoming Notre Dame's 17th goal scorer this season.
- The Fighting Irish have posted six comeback wins this season, including three third period comebacks (both wins over Ohio State and the overtime victory at Wisconsin).
- Notre Dame has added third period comeback tie/shootout wins at Michigan State (Nov. 22), Penn State (Jan. 31) and versus Michigan State (Feb. 29).
- The Irish are 2-0-7 in overtime this season, with game-winning goals from Pierce Crawford (vs. Ohio State on Nov. 8) and Alex Steeves (at Wisconsin on Nov. 16).

THE NOTRE DAME - MINNESOTA SERIES

- Minnesota leads the all-time series 31-21-5 dating back to 1924-25 when the Irish lost 2-1 in overtime in the first meeting.
- Notre Dame recognizes its first win over Minnesota in 1926-27 when the Irish shutout their opponent, 2-0, in Minneapolis.
- Twenty-four contests between the two teams have been decided by a single goal, with the Irish narrowly leading that category 13-11.
- The teams have played each of the last eight seasons.
- Before the Irish joined the Big Ten, those meetings largely overlapped with Mario Lucia's time at Notre Dame from 2012-16 (Mario is the son of former Minnesota head coach Don Lucia - a 1981 Notre Dame graduate/former defenseman).
- This season, the Irish went 1-1-2 against Minnesota, including a 1-0-1 mark in Minneapolis (Nov. 1-2).
- That road series at Minnesota included a game one, 2-2 tie (Minnesota won the 3-on-3 ot) and a game two, 5-3 victory.
- In the game two victory, Nick Leivermann notched his first career multi-point game with a pair of goals and Spencer Stastney, Charlie Raith and Trevor Janicke also scored for the Irish.
- Raith's goal was the first of his career and proved to be the game winner.
- Minnesota took last season's regular-season series with a 3-1-0 record but the Irish were able to post a 2-1 Big Ten Tournament semifinal win in overtime on March 17 en route to ultimately claiming a second consecutive Big Ten Tournament Championship.

WHERE THEY'RE FROM
Colorado (2)
Cale Morris Larkspur, Colorado
Nate Clurman Boulder, Colorado
Connecticut (1)
Ryan Carmichael Greenwich, Colorado
Illinois (4)
Tory Dello Crystal Lake, Illinois
Pierce Crawford Park Ridge, Illinois
Jake Pivonka Woodridge, Illinois
Charlie Raith Winnetka, Illinois
Indiana (2)
Jack MacNab Indianapolis, Indiana
Graham Slaggert South Bend, Indiana
Massachusetts (2)
Cal Burke Boxborough, Massachusetts
Cam Burke Boxborough, Massachusetts
Michigan (3)
Dylan St. Cyr Northville, Michigan
Max Ellis Canton, Michigan
Colin Theisen Monroe, Michigan
Minnesota (7)
Ryan Bischel Medina, Minnesota
Matt Hellickson Rogers, Minnesota
Nick Leivermann Eden Prairie Minnesota
Michael Graham Eden Prairie, Minnesota
Trevor Janicke. Maple Grove, Minnesota
Matt Steeves Eden Prairie, Minnesota
Alex Steeves Eden Prairie, Minnesota
New Jersey (2)
Christian DiCesare. Morristown, New Jersey
Nick Sanford Morristown, New Jersey
Texas (1)
Solag Bakich. Dallas, Texas
Wisconsin (1)
Spencer Stastney Mequon, Wisconsin
Canada (3)
Jesse Lansdell Surrey, British Columbia
Cam Morrison Aurora, Ontario
Mike O'Leary. Halifax, Nova Scotia

2019-20 HONORS & AWARDS			
Player	Year	Pos.	Awards
Cal Burke	Sr.	F	<ul style="list-style-type: none"> Senior CLASS Finalist (Feb. 13) Hockey Humanitarian Finalist (Feb. 5) Hockey Humanitarian Nominee (Jan. 13) Senior CLASS Candidate (Jan. 22) B1G Second Star of the Week (Oct. 29) Honorable Mention Preseason All-Big Ten (Sept. 30)
Trevor Janicke	Fr.	F	<ul style="list-style-type: none"> Team USA Preliminary World Junior Championship roster (Dec. 9).
Cale Morris	Sr.	G	<ul style="list-style-type: none"> Senior CLASS Finalist (Feb. 13) Senior CLASS Candidate (Jan. 22) Hobey Baker Fan Vote nominee (Jan. 17) NCAA First Star of the Week (Jan. 7) B1G First Star of the Week (Dec. 17 & Jan. 7) B1G Second Star of the Week (Feb. 25) B1G Third Star of the Week (Nov. 12) First Team Preseason All-Big Ten (Sept. 30)* * - <i>Unanimous selection</i>
Cam Morrison	Sr.	F	<ul style="list-style-type: none"> B1G Third Star of the Week (Nov. 5)
Mike O'Leary	Sr.	F	<ul style="list-style-type: none"> HCA National Player of the Month for October (Nov. 8) B1G First Star of the Week (Oct. 29)
Jake Pivonka	So.	F	<ul style="list-style-type: none"> Team USA World Junior Championship roster (Dec. 23).
Spencer Stastney	So.	D	<ul style="list-style-type: none"> Team USA World Junior Championship roster (Dec. 23).
Alex Steeves	So.	F	<ul style="list-style-type: none"> Dean's List (First Semester)

- Including Cam Morrison for the Irish, each team scored in the first period of that semifinal game before Michael Graham broke the deadlock 53 seconds into overtime with a game-winning power-play tally.
- Mike O'Leary assisted on both Irish goals, while Cale Morris finished with 25 saves.
- Morris is 6-4-2 in 12 career starts against Minnesota with a 1.89 goals-against average and a .932 save percentage.
- Notre Dame's active career leaders against the Gophers include Cam Morrison (12 GP, 2-10-12), Cal Burke (12 GP, 2-5-7), Mike O'Leary (14 GP, 2-3-5), Colin Theisen (13 GP, 3-2-5) and Nick Leivermann (5-0-5).
- Five of sophomore defenseman Nick Leivermann's six career goals have come against the Gophers.

VS. MINNESOTA IN THE PLAYOFFS

- Notre Dame and Minnesota have met four times in the playoffs in five total playoff games against each other (Notre Dame leads overall playoff series, 3-2-0).
- During the 2016-17 season, No. 4 seed/12th-ranked Notre Dame came back from a 2-0 deficit to defeat the top-seeded/fifth-ranked Golden Gophers, 3-2, in the first round of the 2017 NCAA Northeast Regional at the SNHU Arena in Manchester, N.H.
- Anders Bjork scored a pair of goals, including the game winner at the 8:42 mark of the third period to help lead the Irish to the win.
- Notre Dame played Minnesota in the first round of the 2004 NCAA Tournament as part of the Midwest Regional at the Van Andel Arena in Grand Rapids, Mich.
- The Gophers came away with a 5-2 win in what marked the first NCAA tournament game in program history for the Irish.
- The teams also met in the 1976-77 WCHA Championship Series (total goals), with Notre Dame taking game one 5-1 before the Gophers came back with a 9-2 game two win.
- Head coach Jeff Jackson is 3-0-0 all-time in the playoffs against Minnesota (2-0-0 at Notre Dame).

**USCHO.com Division I Men's Poll
(March 2, 2020)**

Rk. Team (1st-place votes)	Record	Points	Last Week
1. Cornell (37)	23-2-4	978	1
2. North Dakota (11)	25-4-4	957	3
3. Minnesota State (1)	29-5-2	881	2
4. Boston College (1)	23-8-1	829	4
5. Minnesota Duluth	20-10-2	802	5
6. Denver	20-9-5	728	6
7. Clarkson	23-8-3	666	7
8. Penn State	20-10-4	645	9
9. Massachusetts	20-11-2	629	8
10. Bemidji State	20-9-5	545	11
11. Ohio State	18-11-5	491	10
12. UMass Lowell	17-10-6	454	12
13. Arizona State	22-11-3	404	14
14. Quinnipiac	21-11-2	331	17
15. Maine	17-11-5	233	15
16. Northeastern	17-12-3	192	13
17. Western Michigan	16-13-5	188	16
18. Providence	16-11-6	180	19
19. Minnesota	14-13-7	75	18
20. AIC	21-12-1	66	20

Others receiving votes: Michigan 63, Sacred Heart 48, **Notre Dame 24**, Bowling Green 23, Harvard 21, St. Cloud 20, Connecticut 17, Alaska 4, Michigan State 3, Rensselaer 2, Wisconsin 1.

**USA Today/USA Hockey Magazine Poll
(March 2, 2020)**

Rk. Team	Points (1st-place votes)	Last Poll	Record	WR
1. Cornell University	488 (19)	2	23-2-4	22
2. University of North Dakota	485 (13)	1	25-4-4	19
3. Minnesota State University	451 (2)	3	29-5-2	22
4. Boston College	402	4	23-8-1	20
5. University of Minnesota Duluth	362	5	20-10-2	22
6. University of Denver	326	6	20-9-5	22
7. Penn State University	290	8	20-10-4	22
8. Clarkson University	261	7	23-8-3	22
9. University of Massachusetts	251	9	20-11-2	22
10. Bemidji State University	210	11	20-9-5	3
11. Ohio State University	186	10	18-11-5	22
12. University of Massachusetts Lowell	103	15	17-10-6	11
13. Arizona State University	101	13	22-11-3	10
14. Quinnipiac University	67	NR	21-11-2	6
15. Western Michigan University	27	14	16-13-5	2

Others receiving votes: University of Maine, 24; University of Michigan, 14; Northeastern University, 10; University of Minnesota, 10; St. Cloud State University, 6; American International University, 4; Providence College, 2.

Notre Dame in the Polls

Date	USCHO.com	USA Today
September 30 (Preseason)	9	10
October 7	8	9
October 14	7	7
October 21	5	4
October 28	5	4
November 4	5	5
November 11	4	3
November 18	3	3
November 25	5	4
December 2	9	10
December 9	15	14
December 16	15	RV
December 30	15	RV
January 6	14	14
January 13	18	RV
January 20	RV	--
January 27	RV	--
February 3	RV	--
February 10	RV	--
February 17	RV	--
February 24	RV	RV
March 2	RV	--

CLUTCH CAM

- Senior forward Cam Morrison leads Notre Dame's roster with 13 career playoff points on eight goals and five assists in 18 games.
- In 2018, Morrison notched the overtime game-winning goal in Notre Dame's Big Ten Tournament championship victory over Ohio State.
- Morrison then added the game-winning goal in last season's Big Ten championship game win over Penn State when he broke a 2-2 tie late in the second period.
- Morrison then added to his post-season story with Notre Dame's overtime game-winning goal in the NCAA Northeast Regional semifinal win over No. 2 seed Clarkson (March 29).
- Morrison also scored Notre Dame's first goal in the 2-1 overtime win in the 2019 Big Ten Tournament Semifinals against Minnesota.
- In Notre Dame's 3-2 comeback overtime win against UMass Lowell in the 2017 NCAA Northeast Regional final, Morrison scored the game's opening goal and then tied it at 14:43 of the third period, setting the stage for Andrew Oglevie's overtime winner that sent the Irish to the Frozen Four.

ND IN THE PLAYOFFS UNDER JACKSON

- Notre Dame is 32-20-0 all-time in the playoffs under 15th-year head coach Jeff Jackson, including a 30-20-0 mark in conference playoff games.

CCHA	18-12-0
Hockey East	8-8-0
Big Ten	6-0-0
NCAA Tournament	12-10-0
Total	44-30-0

GOALTENDER CAREER WIN TOTALS

- Senior goaltender Cale Morris is 57-33-11 in his Irish career.
- Morris is the fifth Fighting Irish goaltender to reach 50 career wins and he is climbing the all-time Notre Dame wins list:

Rank. Name (Years)	Career Victories
• 1. Jordan Pearce (2005-09)	59
• 2. Steven Summerhays (2010-14)	57
• 2. Cale Morris (2016 - pres.)	57
• 4. David Brown (2003-07)	55
• 4. Cal Petersen (2014-17)	55

HOCKEY HUMANITARIAN FINALIST

- Senior captain Cal Burke was named one of five finalists for the 2020 Hockey Humanitarian Award (Feb. 5).
- Burke has been a nominee each of the last two seasons for the award, which is presented annually to college hockey's "finest citizen" for leadership in community service.
- One of the leaders in regards to the team's involvement with the Fighting Irish Fight for Life program, Burke is also a member of Notre Dame's Student Athlete Advisory Council.
- The Boxborough, Massachusetts, native serves on a mental health sub-group within the SAAC, working to reduce the stigma around mental health and help-seeking. To that end, he helped develop and launch the Irish Strong Initiative.
- Burke has been a participant in Notre Dame's Rosenthal Leadership Academy and he earned the Compton Family Leadership in Service Award in 2019 and while also being Notre Dame's 2019 Big Ten Sportsmanship honoree.
- An excellent student as a Business Analytics major in Notre Dame's Mendoza College of Business, Burke earned Academic All-Big Ten honors in 2018 and 2019 and prior to that he was named to the Hockey East All-Academic Team in 2017.

- Devin Brosseau (Clarkson University), Amanda Conger (St. Anselm College), Dakota Keene (UMass Boston) and Delaney Wolf (Saint Mary's University) join Burke as 2020 finalists.
- The 25th recipient of the Hockey Humanitarian Award will be honored in a ceremony on Friday, April 10th as part of the NCAA Men's Frozen Four weekend in Detroit, Michigan.

BURKE & MORRIS: SR. CLASS FINALISTS

- Fighting Irish seniors Cal Burke and Cale Morris were named among the 10 NCAA® men's hockey student-athletes who excel both on and off the ice as finalists for the 2019-20 Senior CLASS Award® (Feb. 13).
- To be eligible for the award, student-athletes must be classified as NCAA Division I seniors and have notable achievements in four areas of excellence: community, classroom, character and competition.
- The finalists were chosen by national media from the list of candidates announced in January.
- Notre Dame's previous winners of the Senior CLASS Award include current Montreal Canadiens forward Jake Evans (2017-18) and former goaltender David Brown (2006-07).
- Nationwide fan voting begins immediately to help select the winner, and fans are encouraged to submit votes online at the Senior CLASS Award website through March 30.
- Fan votes will be combined with those of the media and Division I head coaches to determine the winners. The Senior CLASS Award recipients will be announced during the 2020 NCAA Men's Frozen Four®.

THREE GOALS THE KEY TO VICTORY

- Over the past two seasons, the Irish are 28-1-3 when scoring at least three goals.
- In 2019-20, the Irish are 10-1-2 when scoring at least three times, with the ties coming at Ohio State (Jan. 17) and versus Minnesota (Feb. 14) and the loss coming at home against Wisconsin (Jan. 24).
- In 2018-19, Notre Dame went 17-0-1 when scoring three or more goals.
- The lone tie in 2018-19 came when Notre Dame opened the season on Oct. 12 against Mercyhurst in the Ice Breaker - a game that ended knotted at 6-6 before Notre Dame won the shootout to advance to the championship game.
- The Irish were 20-3-0 when scoring at least three goals in 2017-18, moving their record to 48-4-3 when scoring at least three goals over the past three seasons (covering Cale Morris' time as Notre Dame's starter in goal).

MORRIS UP FOR HOBEY VOTE

- Senior goaltender and alternate captain Cale Morris has been selected to Phase One of the Hobey Baker Memorial Award fan voting ballot (Jan. 15).
- To vote, visit the website www.hobeybaker.com.
- Awarded annually to college hockey's top player, the Hobey Baker award includes candidates exhibiting the exceptional character traits, with consideration given to scholastic achievement and sportsmanship.
- The 2018 Mike Richter Award recipient as college hockey's top goaltender, Morris was a Top-10 Finalist for the Hobey Baker Award in 2018.
- Morris was the fourth player in Notre Dame history to be among the 10 finalists for the Hobey Baker, joining Anders Bjork (2017), David Brown (2007) and Dave Poulin (1982).
- Morris, a Larkspur, Colorado native, was also the first player from the Centennial State to play his way into the Hobey Top 10.
- The Fan Balloting (Phase I) of the Hobey Baker award calendar will continue until March 9.
- On March 18, the Top 10 Finalists will be announced, at which time Phase II Fan

Balloting will begin and run through March 29, 2020.

- The Hobey Hat Trick Finalist Announcement will be made on April 2.
- The 2020 Hobey Baker Award winner will be announced from a field of three Hobey Hat Trick finalists on April 10, 2020 during the NCAA Frozen Four Championship in Detroit, Michigan.

PIVONKA & STASTNEY W/ TEAM USA

- Sophomore center Jake Pivonka and sophomore defenseman Spencer Stastney skated with Team USA at the 2020 IIHF World Junior Hockey Championship in Ostrava and Trinec, Czech Republic (Dec. 26, 2019 - Jan. 5, 2020).
- Each Irish player appeared in all four preliminary games as Team USA went 2-1-0-1 (W-OTW-OTL-L) to advance to the quarterfinals.
- Both players also played in Team USA's quarterfinal loss to Finland (Jan. 2).
- Pivonka finished with an assist, while Stastney has been skating with Wisconsin's K'Andre Miller as one of Team USA's top defenseman pairings.
- In addition, Notre Dame's Director of Hockey Operations, Nick Siergiej, served in a similar role for Team USA at this season's tournament.
- Dating back to 1997, twenty-two Notre Dame players have now taken part in the IIHF World Junior Championships.
- Current Columbus Blue Jackets defenseman Andrew Peeke was the most recent Irish player to make Team USA's World Junior Championship roster (2018).
- Current Boston Bruins forward Anders Bjork was the most recent Irish player to earn a medal at the event when Team USA secured the bronze in Helsinki (2016).
- Notre Dame's other medalists include Mario Lucia (gold in 2013), Kyle Palmieri (gold in 2010 and bronze in 2011), Kyle Lawson (bronze in 2007) and Ben Simon (silver in 1997).

FAST START

- Notre Dame's unbeaten streak to open the 2019-20 season was snapped at eight games (7-0-1), which marked the best unbeaten streak to start a season in program history.
- The subsequent 8-1-1 start by the Irish was the best start since also opening with an 8-1-1 record in 2006-07 (finished 32-7-3).
- On Nov. 8-9, the Irish swept a pair of tightly contested games with Ohio State by erasing one-goal, third period deficits in both games: winning game one 3-2 in overtime and game two 2-1.
- It marked Notre Dame's first sweep of a top-10 opponent since Nov. 24-25, 2017 when the Irish topped sixth-ranked Minnesota 1-0 and 5-2.

OF NCAA NOTE

- Notre Dame is coming off a program-best fourth consecutive trip to the NCAA tournament in 2018-19, which is also the fourth-longest active NCAA appearance streak.
- The Fighting Irish advanced to a regional final for the third consecutive season in 2019, having won regional final games in 2017 and 2018 to advance to back-to-back Frozen Fours.
- Notre Dame is one of three teams to make it to the NCAA Regional Finals in each of the last three seasons, joining Denver and Minnesota Duluth.
- The Fighting Irish have made seven of the last 10 NCAA tournaments, tied for the third most in the NCAA.

FAMILY TIES

- The 2019-20 Notre Dame roster features two sets of brothers, Cal and Cam Burke and Matt and Alex Steeves.

- They are the 12th and 13th sets of brothers to skate together at Notre Dame and the first since Ben (2008-11) and Andy Ryan (2012-16).
- Junior goaltender Dylan St. Cyr is the son of Son of Gerry St. Cyr, who played five seasons of professional hockey including the AHL's New Haven Senators and Manon Rheame, who played goaltender for Canada at the 1998 Olympic Winter Games and in several world championships and who was the first woman to appear in an NHL pre-season game when she skated for the Tampa Bay Lightning in 1992.
- Sophomore forward and South Bend native, Graham Slaggert, joins his father Andy Slaggert who serves as Associate Head Coach and former star for the Irish.
- The Slaggerts were the fifth father-son duo to suit up for Notre Dame.
- Sophomore forward Jake Pivonka is the son of Czech Republic native and former NHL player Michael Pivonka who played over 800 games with the Washington Capitals (1986-99).
- Freshman forward Trevor Janicke is the son of Curtis Janicke, who played for the Irish from 1989-93, appearing in 125 games while scoring 46 goals and adding 98 assists 144 points.
- Trevor and Curtis are now the sixth father-son duo to play for the Irish.
- Freshman forward Solag Bakich is the son of Huntley Bakich, who was a linebacker for the Fighting Irish football team during the Lou Holtz era.

IRISH IN THE NHL

- A program-record 16 former Notre Dame players have played in the NHL so far this season, including: Anders Bjork (Boston Bruins), Ian Cole (Colorado Avalanche), Thomas Di Pauli (Pittsburgh Penguins), Jake Evans (Montreal Canadiens), Steven Fogarty (New York Rangers), Dennis Gilbert (Chicago Blackhawks), Jordan Gross (Arizona Coyotes), Vinnie Hinostroza (Arizona Coyotes), Stephen Johns (Dallas Stars), Anders Lee (New York Islanders), Kyle Palmieri (New Jersey Devils), Andrew Peeke (Columbus Blue Jackets), Cal Petersen (Los Angeles Kings), Bryan Rust (Pittsburgh Penguins), Riley Sheahan (Edmonton Oilers) and T.J Tynan (Colorado Avalanche).
- In total, 38 former Irish players have seen ice time in the NHL, 24 of whom played at Notre Dame under current head coach Jeff Jackson.
- Peeke made his NHL debut on Dec. 5 and scored his first NHL goal on Feb 16 against New Jersey
- On Dec. 22 Gross made his NHL debut against the Red Wings and recorded an assist.
- Di Pauli became the third former Irish player to make his NHL debut on Jan. 5 when Pittsburgh played at Montreal.
- Evans became the fourth former Irish player to make his NHL debut this season when he suited up for Montreal on Feb. 6 versus Anaheim.
- Evans then scored his first NHL goal in his third career game on Feb. 10.
- After missing two years with an injury, Johns returned to the Stars lineup on Jan. 18.
- Lee signed a seven-year, \$49 million contract to stay in New York this past summer and is in his second season serving as the Islanders' captain.
- Palmieri was named an NHL All-Star for the second straight season and has reached the 20-goal mark for the fifth straight year.
- Palmieri is one of three Notre Dame hockey players to be selected in the first round of the NHL Draft, joining Cole and Sheahan.
- Rust, a two-time Stanley Cup Champion with the Pittsburgh Penguins, leads the Penguins with 24 goals and has added 26 assists for a career-high 50 points in 50 games (as of March 3).
- Cole is in the midst of his second season with the Colorado Avalanche.
- Hinostroza is in his second season with the Arizona Coyotes.
- Sheahan is playing his first season with the Edmonton Oilers in what is his ninth NHL campaign.
- After battling back from two injury plagued seasons, Bjork was recalled by Boston in the middle of October and has seen extensive time on the Bruins' second and third lines.
- Gilbert has worked his way into the Blackhawks lineup, playing in 20 games while

scoring his first career goal and adding three assists (as of March 3).

- Tynan was recalled and made his Avalanche debut on Nov. 7 and has skated in 16 NHL contests this season (as of March 3).

PRO IRISH WEARING THE "C"

- While Cal Burke has been named the captain for Notre Dame this season, Irish alumni in the professional ranks are also picking up the honor and responsibility of wearing the "C" in 2019-20.
- Anders Lee, who captained the Irish in 2012-13, is in his second season serving as captain of the New York Islanders.
- Steven Fogarty, who was a two-year captain at Notre Dame in 2014-15 and 2015-16, was named the captain of the Hartford Wolfpack AHL to start the 2019-20 season.
- Sam Herr, an alternate captain with the Irish in 2015-16, was named the Nottingham Panthers' (EIHL) for the 2019-20 season.
- Bo Brauer, a 2018 Notre Dame graduate, was named captain of the Worcester Railers (ECHL) to start the 2019-20 season as well.

YOUTH MOVEMENT

- The 2019-20 Notre Dame roster features 17 underclassmen (versus 11 upperclassmen).
- The Irish once again are among the 10 youngest teams in college hockey by average age as of Oct. 1 (College Hockey Inc.):
 - Minnesota – 20 years, 240 days
 - Wisconsin – 20 years, 256 days
 - Boston University – 20 years, 278 days
 - Boston College – 20 years, 294 days
 - Quinnipiac – 20 years, 357 days
 - Connecticut – 21 years, 5 days
 - Providence – 21 years, 24 days
 - Denver – 21 years, 57 days
 - Harvard – 21 years, 86 days
 - **Notre Dame – 21 years, 88 days**

IN THE CLASSROOM

- Notre Dame's posted another GSR rating of 95 in October, 2019 marking the 15th consecutive season the Fighting Irish posted at least a 94 in the annual four-year graduation success rating from the NCAA.
- In the 2019-20 federal standings, Notre Dame's hockey score of 91 ranked sixth among all Division I men's ice hockey programs and first in the Big Ten.
- Last season, Cam Burke (Fall), Charlie Raith (Fall and Spring) and Alex Steeves (Fall and Spring) were each named to the Dean's List.
- This season, Alex Steeves earned Dean's List honors following first semester.

NOTRE DAME IN THE 2019 NHL DRAFT

- Freshman forward Trevor Janicke was selected in the 2019 NHL Draft when the Anaheim Ducks picked him in the fifth round (132nd overall).
- The Irish have seen at least one player selected in the National Hockey League Entry Draft every year since 2004, and in 21 of the last 22 years.
- He was the 85th member of the Notre Dame hockey program to be selected in the NHL Draft.
- In head coach Jeff Jackson's tenure, 38 Irish players have been selected in the draft.

**MINNESOTA**

Series: Minnesota leads 31-21-5 (57 games)

At Notre Dame: Minnesota, 9-8-2

At Minnesota: Minnesota leads 18-10-3

Overtime Wins: UM 2, ND 1

One-Goal Wins: UM 11, ND 13

Current Series Streak: UM 1-0-1

Year	Host	Site	Arena	Win	Loss	Tie	Result
1924-25	Minnesota	Minneapolis, Minn.	Minneapolis Arena		L (OT)		1-2
	Minnesota	Minneapolis, Minn.	Minneapolis Arena		L		1-2
1925-26	Minnesota	Minneapolis, Minn.	Minneapolis Arena		L (2OT)		4-6
	Minnesota	Minneapolis, Minn.	Minneapolis Arena		L		0-4
1926-27	Minnesota	Minneapolis, Minn.	Minneapolis Arena		L		0-3
	Minnesota	Minneapolis, Minn.	Minneapolis Arena	W			2-0
1971-72	Minnesota	Minneapolis, Minn.	Williams Arena	W			5-4
	Minnesota	Minneapolis, Minn.	Williams Arena	W			8-3
1972-73	Notre Dame	Notre Dame, Ind.	Joyce Center	W			3-2
	Notre Dame	Notre Dame, Ind.	Joyce Center		L		1-7
1973-74	Minnesota	Minneapolis, Minn.	Williams Arena		L		2-7
	Minnesota	Minneapolis, Minn.	Williams Arena		L		3-6
1974-75	Minnesota	Minneapolis, Minn.	Williams Arena		L		1-8
	Minnesota	Minneapolis, Minn.	Williams Arena		L		3-5
1975-76	Notre Dame	Notre Dame, Ind.	Joyce Center		L		3-6
	Notre Dame	Notre Dame, Ind.	Joyce Center			T (OT)	4-4
1976-77		St. Paul, Minn.	St. Paul Civic Center	W			6-5
		St. Paul, Minn.	St. Paul Civic Center		L		2-3
	Minnesota	Minneapolis, Minn.	Williams Arena	W			3-2
	Minnesota	Minneapolis, Minn.	Williams Arena			T (OT)	3-3
	Notre Dame	Notre Dame, Ind.	Joyce Center	W			5-1
	Notre Dame	Notre Dame, Ind.	Joyce Center		L		2-9
1977-78	Minnesota	Minneapolis, Minn.	Williams Arena			T (OT)	5-5
	Minnesota	Minneapolis, Minn.	Williams Arena		L		1-4
1978-79	Minnesota	Minneapolis, Minn.	Williams Arena	W			3-2
	Minnesota	Minneapolis, Minn.	Williams Arena		L		1-4
	Notre Dame	Notre Dame, Ind.	Joyce Center	W			3-2
	Notre Dame	Notre Dame, Ind.	Joyce Center	W			8-7
1979-80	Minnesota	Minneapolis, Minn.	Williams Arena		L (OT)		5-6
	Minnesota	Minneapolis, Minn.	Williams Arena	W			6-3
	Notre Dame	Notre Dame, Ind.	Joyce Center		L		2-3
	Notre Dame	Notre Dame, Ind.	Joyce Center		L		7-8
1980-81	Minnesota	Minneapolis, Minn.	Williams Arena		L		2-4
	Minnesota	Minneapolis, Minn.	Williams Arena	W			6-5
1990-91	Minnesota	Minneapolis, Minn.	Williams Arena		L		2-7
2000-01		St. Paul, Minn.	Xcel Energy Center		L		3-7
2003-04		Grand Rapids, Mich.	Van Andel Arena		L		2-5
2011-12	Minnesota	Minneapolis, Minn.	Mariucci Arena	W			4-3
2012-13	Minnesota	Minneapolis, Minn.	Mariucci Arena		L		1-3
2013-14	Notre Dame	Notre Dame, Ind.	Compton Family Ice Arena	W			4-1
	Notre Dame	Notre Dame, Ind.	Compton Family Ice Arena		L		4-5
2014-15	Minnesota	Minneapolis, Minn.	Mariucci Arena		L		0-5
	Minnesota	Minneapolis, Minn.	Mariucci Arena		L		2-4
2016-17		Manchester, N.H.	SNHU Arena	W			3-2
2017-18	Notre Dame	Notre Dame, Ind.	Compton Family Ice Arena	W			1-0
	Notre Dame	Notre Dame, Ind.	Compton Family Ice Arena	W			5-2
	Minnesota	Minneapolis, Minn.	Mariucci Arena		L (OT)		0-1
	Minnesota	Minneapolis, Minn.	Mariucci Arena	W			4-1
2018-19	Notre Dame	Notre Dame, Ind.	Compton Family Ice Arena		L		1-5
	Notre Dame	Notre Dame, Ind.	Compton Family Ice Arena		L		1-2
	Minnesota	Minneapolis, Minn.	Mariucci Arena	W			3-2
	Minnesota	Minneapolis, Minn.	Mariucci Arena		L		1-2
	Notre Dame	Notre Dame, Ind.	Compton Family Ice Arena	W (OT)			2-1
2019-20	Minnesota	Minneapolis, Minn.	3M Arena at Mariucci			T (UM, 3x3)	2-2
	Minnesota	Minneapolis, Minn.	3M Arena at Mariucci	W			5-3
	Notre Dame	Notre Dame, Ind.	Compton Family Ice Arena			T (UM, SO)	3-3
	Notre Dame	Notre Dame, Ind.	Compton Family Ice Arena		L		2-1

**HEAD COACH
JEFF JACKSON**



- The 2019-20 season marks University of Notre Dame hockey coach Jeff Jackson's 15th season behind the Irish bench.
- The highly regarded Jackson now has over 30 years of coaching experience and is coming off back-to-back Big Ten championship seasons while also guiding the Irish to the 2018 national title game en route to being named the Spencer Penrose Award winner as the National Coach of the Year.
- Jackson was also named the Spencer Penrose award winner in 2007 and he is one of just 14 coaches to have earned the honor multiple times (dating back to 1951).
- Additionally, Jackson is the only coach to have earned the honor multiple times in the last 15 seasons.
- Notre Dame's Jeff Jackson era began in 2005 when the University searched for a coach who could move the program among the elite hockey schools in the country.
- Jackson's Notre Dame teams have made 10 trips to the NCAA Championship (2007-09, 2011, 2013-14, 2016-19), advancing to the Frozen Four four times and playing in the 2008 and 2018 national title games.
- Under Jackson, Notre Dame has become one of the nation's top teams while playing in the Central Collegiate Hockey Association, Hockey East and now Big Ten.
- The Irish won the CCHA regular-season title twice (2006-07 and 2008-09) while earning three Mason Cup championships (2007, 2009 and the final one in 2013).
- Then, in the team's first season in the Big Ten (2017-18), Notre Dame captured both the regular season and conference championships and followed up by once again winning the conference tournament in year two (2018-19).
- Jackson's success on the ice also has had a major impact off the ice for the Irish. With the wins came a commitment from the University that led to the new home of Irish hockey — The Compton Family Ice Arena — one of the finest college hockey facilities in the nation. The venue opened for business on Oct. 21, 2011.
- Since Jackson's arrival, the Irish have had 35 players selected in the National Hockey League Entry Draft, including three first round selections. In that same span, 24 players from USA Hockey's National Team

THE JEFF JACKSON FILE COLLEGIATE HEAD COACHING					
21st year as NCAA Div. I Head Coach					
Alma Mater: Michigan State ('78, '79)					
School	Seasons	Record			Pct.
Lake Superior State	6	182	52	25	.751
Notre Dame	15	333	204	64	.607
TOTALS	21	515	256	89	.651

THE JEFF JACKSON FILE ADDITIONAL HEAD COACHING					
Team	Seasons	Record			
USNTDP (USHL)	3	N/A	N/A	N/A	N/A
Guelph (OHL)	2	71	46	16	3

HONORS AND ACCOLADES	
Year	Award
1990-91	CCHA Coach of the Year
2006-07	CCHA Coach of the Year
2006-07	Spencer Penrose Award
2010-11	CCHA Coach of the Year
2017-18	Spencer Penrose Award

JACKSON AND THE FROZEN FOUR	
Year	Team
1992	Lake Superior State (NCAA Champion)
1993	Lake Superior State (NCAA Runner-Up)
1994	Lake Superior State (NCAA Champion)
2008	University of Notre Dame (NCAA Runner-Up)
2011	University of Notre Dame (NCAA Semifinalist)
2017	University of Notre Dame (NCAA Semifinalist)
2018	University of Notre Dame (NCAA Runner-Up)

Developmental Program have matriculated to Notre Dame.

- During Jackson's tenure, the Irish have had eight players garner All-America honors — Bobby Nardella in 2019, Cale Morris in 2018, Anders Bjork in 2017, Robbie Russo in 2015, Anders Lee in 2013, Ian Cole and Erik Condra in 2009 and David Brown in 2007.
- In addition, 21 of Jackson's Notre Dame players have gone on to play in the NHL.
- Jackson entered the 2019-20 season with a 20-year collegiate record of 501-243-82 for a .656 winning percentage, the second-highest winning percentage among all active coaches with five years or more in Division I (entering 2019-20).
- Entering the 2019-20 season, Jackson's 501 career wins ranked tied for 12th all-time in Division I and second among active coaches.

JEFF JACKSON RECORDS VS. DIVISION I TEAMS

Team	W	L	T
Air Force	3	0	0
Alabama Huntsville	8	1	0
Alaska	21	8	1
Alaska Anchorage	1	0	0
Arizona State	2	0	0
Army	1	0	0
Bemidji State	0	1	0
Boston College	11	10	0
Boston University	10	5	1
Bowling Green	43	11	4
Brown	0	1	0
Canisius	1	0	0
Clarkson	3	3	0
Colgate	1	0	0
Colorado College	0	1	0
Connecticut	4	1	1
Cornell	2	1	0
Denver	1	5	3
Ferris State	29	11	4
Harvard	1	1	0
Holy Cross	2	0	0
Illinois-Chicago	24	2	0
Kent State	7	0	1
Lake Superior State	22	4	4
Laurentian	2	0	0
Maine	9	4	1
Massachusetts	8	5	0
Massachusetts Lowell	4	9	2
Mercyhurst	1	0	2
Merrimack	6	2	1
Miami	20	16	10
Michigan	33	32	8
Michigan State	31	17	12
Michigan Tech	7	2	1
Minnesota	12	10	2
Minnesota-Duluth	6	9	2
Minnesota State	2	3	0
Nebraska Omaha	16	3	2
New Hampshire	6	3	1
Niagara	2	0	0
Northeastern	6	10	2
North Dakota	1	2	2
Northern Michigan	17	7	3
Notre Dame	11	2	0
Ohio State	35	18	8
Penn State	11	4	3
Princeton	4	1	0

Providence College	10	3	2
Rensselaer	7	1	0
Robert Morris	1	1	0
Sacred Heart	3	1	0
St. Cloud State	0	2	0
St. Lawrence	2	0	1
Toronto	1	0	0
Union College	1	1	0
Vermont	6	2	2
Western Michigan	31	14	11
Wisconsin	8	5	1
York University	1	0	0

POST-SEASON RECORD VS. DIVISION I TEAMS

Team	W	L	%
Alabama Huntsville	1	0	1.00
Alaska	2	2	0.50
Alaska Anchorage	1	0	1.00
Bemidji State	0	1	0.00
Boston College	2	2	0.50
Boston University	3	1	0.750
Bowling Green	4	0	1.00
Clarkson	3	2	0.75
Cornell	1	0	1.00
Denver	0	1	0.00
Ferris State	2	1	0.667
Harvard	1	0	1.00
Illinois-Chicago	6	0	1.00
Lake Superior State	3	1	0.750
Maine	0	1	0.00
Massachusetts	2	2	0.500
Massachusetts Lowell	2	4	0.333
Merrimack	1	0	1.00
Miami	2	2	0.50
Michigan	12	6	0.667
Michigan State	7	1	0.875
Michigan Tech	1	0	1.00
Minnesota	3	0	1.00
Minnesota-Duluth	1	2	0.333
Nebraska Omaha	2	0	1.00
New Hampshire	2	0	1.00
Northeastern	1	2	0.333
Northern Michigan	1	1	0.50
Ohio State	8	2	0.800
Penn State	2	0	1.00
Providence College	3	0	1.00
St. Cloud State	0	2	0.00
Vermont	0	1	0.00

NOTRE DAME'S 2019-20 RECORD WHEN	
Overall	14-13-7
In Big Ten regular season games	9-9-6-4
Non-conference games	5-4-1
Home	8-8-3
Road	6-5-4
Neutral	0-0-0
In overtime games	2-0-6
When Notre Dame scores first	7-7-4
When opponents score first	7-6-3
When Notre Dame leads after 1 period	3-4-1
When Notre Dame trails after 1 period	4-5-1
When score is tied after 1 period	7-4-5
When Notre Dame leads after 2 periods	8-1-3
When Notre Dame trails after 2 periods	1-9-2
When score is tied after 2 periods	5-3-2
When Notre Dame trails at any point in the third period	3-13-3
When Notre Dame outshoots opponent	8-5-4
When opponent outshoots Notre Dame	5-7-3
When shots are even	1-1-0
In Game 1 of weekend series	4-7-6
In Game 2 of weekend series	10-6-1
In Game 1 of Big Ten weekend series	2-4-5
In Game 2 of Big Ten weekend series	7-4-1
In one-goal games	5-3-0
In two-goal games	3-4-0
When scoring 0-1 goals	0-8-2
When scoring two or more goals	14-4-5
When scoring three or more goals	12-1-3

When scoring four or more goals	9-1-1
When scoring five or more goals	7-0-0
Against Ranked Opponents	
#7/7 Penn State	1-1-0
#8/9 Penn State	1-0-1
#8/9 Ohio State	2-0-0
#9/9 Ohio State	0-1-1
#10/7 Boston College	0-2-0
#15/15 Wisconsin	1-1-0
#15/16 Bowling Green	0-2-0
#19/-- Western Michigan	1-0-1
Total	6-7-3
Month-By-Month	
Notre Dame in October	4-0-0
Notre Dame in November	4-4-2
Notre Dame in December	1-3-0
Notre Dame in January	2-4-3
Notre Dame in February	3-2-2
Notre Dame in March	0-0-0
Notre Dame in April	0-0-0
Vs. Conferences	
Atlantic Hockey	2-0-0
Big Ten	9-9-6
ECAC	0-0-0
Hockey East	0-2-0
NCHC	1-0-1
WCHA	2-2-0

THE LAST TIME...

TEAM	
Notre Dame won in overtime	November 16, 2019 at Wisconsin (5-4; Alex Steeves GWG)
Notre Dame lost in overtime	January 26, 2018 at Minnesota (1-0)
Notre Dame tied in overtime	February 29, 2020 vs. Michigan State (2-2)
Notre Dame scored 10 or more goals in a game	December 29, 2010 vs. Canisius (10-2)
Notre Dame allowed 10 or more goals in a game	March 12, 2005 at Michigan (10-1)
Notre Dame had a home shutout	December 14, 2019 vs. Penn State (Cale Morris, 37 saves)
Notre Dame had a road shutout	February 22, 2020 at Michigan (Cale Morris, 19 saves)
Notre Dame had a neutral site shutout	October 13, 2018 vs. Providence (Cale Morris, 22 saves)
Notre Dame was shutout at home	January 10, 2020 vs. Michigan (Strauss Mann 32 saves)
Notre Dame was shutout on the road or neutral	December 6, 2019 at Boston College (Spencer Knight, 26 saves; 4-0)
Notre Dame won 1-0	March 8, 2019 vs. Michigan State (Cale Morris, 27 saves)
Notre Dame had 40 or more shots in a game	February 28, 2020 vs. Michigan State in a 3-1 loss (41 Shots)
Notre Dame had 50 or more shots in a game	October 7, 2016 vs. Arizona State (51 shots)
Notre Dame surrendered 40 or more shots in a game	January 31, 2020 at Penn State in a 3-3 OT tie/ND shootout win (48 Shots)
Notre Dame surrendered 50 or more shots in a game	January 25, 2019 vs. Michigan State (52 shots)
Notre Dame had three PP goals in a game	January 25, 2020 vs. Wisconsin (5-2 win)
Notre Dame had four PP goals in a game	October 7, 2016 vs. Arizona State (9-2 win; 6 PPG)
Notre Dame had six PP goals in a game	October 7, 2016 vs. Arizona State (9-2 win) February 13, 2009 vs. Northern Michigan (9-5 win)
Notre Dame had one short-handed goal	February 1, 2020 at Penn State (Cam Morrison, 4-2 win)
Notre Dame had two short-handed goals	October 20, 2018 at Omaha (Cal Burke and Bobby Nardella, 8-2 win) January 7, 2011 at Northern Michigan (8-1 win)
Notre Dame surrendered five PP goals	December 4, 2004 vs. Michigan (8-0 loss)
Notre Dame surrendered four PP goals	February 1, 2013 at Ohio State (6-3 loss)
Notre Dame surrendered three PP goals	December 8, 2018 at Penn State (9-1 loss)
Notre Dame surrendered two short-handed goals	February 8, 2013 vs. Michigan (7-4 win)
Notre Dame played a #1 ranked team	October 14, 2017 vs. Denver (L, 4-2)
Notre Dame tied a #1 ranked team	October 13 2017 vs. Denver (T, 2-2 in OT)
Notre Dame defeated a #1 ranked team	March 1, 2014 at Boston College (W, 2-1 in OT)
Notre Dame defeated a #1 ranked team at home	November 8, 2013 vs. Minnesota (W, 4-1)
Notre Dame swept a series versus a top-10 opponent	November 8-9, 2019 vs. #8/9 Ohio State (3-2 in ot & 2-1)
Notre Dame erased a two-goal deficit to win or tie	February 14, 2020 vs. Minnesota (T, 3-3)
Notre Dame erased a two-goal, third period deficit to win	March 1, 2019 vs. Penn State (W, 5-4) December 8, 2017 at Wisconsin (W, 3-2)
Had at least eight penalty kills	October 20, 2018 at Omaha (ND 8-for-9 on the PK)
Notre Dame took zero penalties in a game	Feb. 23, 2019 at Minnesota (L, 2-1)

INDIVIDUAL	
Notre Dame player scored a hat trick	October 12, 2018 - Cal Burke vs. Mercyhurst
Notre Dame defenseman scored a hat trick	January 18, 2015 - Robbie Russo at UConn
Notre Dame player scored four goals	October 19, 1995 - Brian Urick at Alaska Fairbanks
Notre Dame player scored five goals	December 29, 1971 - Ian Williams at Dartmouth
Notre Dame player had three assists	January 25, 2020 - Alex Steeves vs. Wisconsin
Notre Dame player had four assists	January 25, 2019 - Mike O'Leary vs. Michigan State
Notre Dame player had five assists	October 21, 1994 - Jamie Ling vs. Waterloo (2-5-7)
Notre Dame player had four points	January 25, 2020 - Alex Steeves vs. Wisconsin (1-3-4)
Notre Dame player had five points	October 20, 2018 - Bobby Nardella and Cal Burke at Omaha
Notre Dame player had six points	October 21, 1994 - Jamie Ling vs. Waterloo (2-5-7)
Notre Dame player had seven points	October 21, 1994 - Jamie Ling vs. Waterloo (2-5-7)
Notre Dame goalie made 35+ saves	January 31, 2020 - Cale Morris at Penn State, 45 saves (T, 3-3)
Notre Dame goalie made 40+ saves	January 31, 2020 - Cale Morris at Penn State, 45 saves (T, 3-3)
Notre Dame goalie made 50+ saves	February 3, 2018 - Cale Morris at Penn State, 55 saves (T, 2-2)
Opposing player scored a hat trick	January 24, 2019 - Cole Caufield of Wisconsin
Opposing player scored four goals	March 12, 1994 - Colin Ward of Western Michigan
Opposing player scored five goals	November 10, 1973 - Tom Ross of Michigan State
Opposing player had four assists	December 2, 2011 - Ludwig Karlsson of Northeastern (0-4-4)
Opposing player had five assists	January 20, 1996 - Kevin Hilton of Michigan (0-5-5)
Opposing player had four points	December 8, 2018 - Chase Berger (1-3-4) and Evan Barratt (1-3-4) of Penn State
Opposing player had five points	January 27, 2001 - Jeff Hamilton of Yale (2-3-5)
Opposing player had six points	January 11, 1994 - John Gruden of Ferris State (4-3-7)
Opposing player had seven points	January 11, 1994 - John Gruden of Ferris State (4-3-7)
Opposing goalie made 35+ saves	February 29, 2020 - John Lethemon of Michigan State, 35 saves (Tied, 2-2)
Opposing goalie made 40+ saves	February 28, 2020 - John Lethemon of Michigan State, 40 saves (MSU, 3-1)
Opposing goalie made 50+ saves	March 6, 2015 - Steve Mastalerz of UMass, 75 saves (4-3 ND loss)
Notre Dame had a penalty shot	March 29, 2019 -- Cal Burke (saved vs. Clarkson in NCAA Northeast Region Semifinal) January 21, 2017 - Joe Wegwerth (saved vs. New Hampshire)
Notre Dame scored on a penalty shot	December 6, 2013 - Jeff Costello (vs. UMass) March 16, 2013 - Bryan Rust (vs. Bowling Green)
Opponent had a penalty shot	January 5, 2020 -- Ethen Frank, Western Michigan (saved by Cale Morris, 4-1 win) January 3, 2020 -- Jason Polin, Western Michigan (saved by Cale Morris, 1-1 tie) February 3, 2018 - Andrew Strurtz, Penn State (saved by Cale Morris in OT in 2-2 tie) January 19, 2018 - Trent Frederic, Wisconsin (scored on Cale Morris, 4-2 ND win) March 10, 2017 - Shane Kavanagh, Providence (vs. Cal Petersen, missed wide, 5-0 ND win) January 29, 2016 - Colin White, Boston College (saved by Cal Petersen, 4-0 ND loss) January 22, 2016 - Ara Nazarian, New Hampshire (scored on Cal Petersen, 5-1 ND win) December 10, 2015 - Colin White, Boston College (saved by Cal Petersen, 4-3 ND win)

2019-20 COMBINED STATS

Date	Opponent	Score	Att.	Record:	Overall	Home	Away	Neutral					
Oct 11	AIR FORCE	W 4-3	4977	ALL GAMES	14-13-7	8-8-3	6-5-4	0-0-0					
Oct 13	AIR FORCE	W 6-1	3506	CONFERENCE	9-9-6	4-6-2	5-3-4	0-0-0					
Oct 25	LAKE SUPERIOR STATE	W 5-2	3991	NON-CONFERENCE	5-4-1	4-2-1	1-2-0	0-0-0					
Oct 26	LAKE SUPERIOR STATE	W 6-4	4178										
* Nov 01	at Minnesota	Tot 2-2	7459										
* Nov 02	at Minnesota	W 5-3	8008										
* Nov 08	#8 OHIO STATE	Wot 3-2	4740	## Player	gp	g	a	pts	sh	sh%	pen-min	pp	sh
* Nov 09	#8 OHIO STATE	W 2-1	4858	26 Cam Morrison	34	11	14	25	77	.143	4-8	2	1
* Nov 15	at #15 Wisconsin	L 0-3	9698	16 Alex Steeves	33	10	15	25	103	.097	5-10	3	0
* Nov 16	at #15 Wisconsin	Wot 5-4	12593	19 Mike O'Leary	34	9	13	22	82	.110	10-20	3	0
* Nov 22	at Michigan State	Tot 1-1	4898	11 Cal Burke	34	7	14	21	94	.074	1-2	3	0
* Nov 23	at Michigan State	L 2-3	5902	13 Colin Theisen	34	8	11	19	94	.085	11-22	1	0
Nov 29	#15 BOWLING GREEN	L 2-5	5271	15 Michael Graham	27	4	15	19	47	.085	3-6	1	0
Nov 30	at #16 Bowling Green	L 2-5	3382	24 Spencer Stastney	33	3	16	19	41	.073	1-2	0	0
Dec 06	at #9 Boston College	L 0-4	7295	5 Matt Hellickson	34	5	11	16	40	.125	7-14	2	0
Dec 08	#10 BOSTON COLLEGE	L 1-6	3985	27 Trevor Janicke	34	7	5	12	76	.092	2-4	0	0
* Dec 13	#7 PENN STATE	L 2-4	3806	4 Nick Leivermann	29	5	7	12	71	.070	5-10	2	0
* Dec 14	#7 PENN STATE	W 3-0	4306	6 Tory Dello	34	3	9	12	49	.061	11-22	0	0
Jan 03	#19 WESTERN MICHIGAN	Tot 1-1	5247	20 Jake Pivonka	32	4	7	11	48	.083	7-14	0	0
Jan 05	at #19 Western Michigan	W 4-1	3762	18 Graham Slaggert	34	5	5	10	40	.125	4-8	0	0
* Jan 10	MICHIGAN	L 0-3	4896	2 Nate Clurman	34	0	9	9	56	.000	5-10	0	0
* Jan 11	MICHIGAN	L 1-3	4971	14 Jesse Lansdell	34	1	6	7	24	.042	12-35	0	0
* Jan 17	at #9 Ohio State	Tot 4-4	7507	8 Matt Steeves	26	1	3	4	12	.083	3-6	0	0
* Jan 18	at #9 Ohio State	L 1-2	9835	10 Cam Burke	33	2	1	3	28	.071	3-6	0	0
* Jan 24	WISCONSIN	L 4-6	4895	29 Charlie Raith	33	2	1	3	25	.080	4-19	0	0
* Jan 25	WISCONSIN	W 5-2	5453	17 Pierce Crawford	34	1	2	3	32	.031	7-14	0	0
* Jan 31	at #8 Penn State	Tot 3-3	6226	25 Solag Bakich	10	1	0	1	3	.333	1-2	0	0
* Feb 01	at #8 Penn State	W 4-2	6475	21 Max Ellis	8	1	0	1	11	.091	2-4	0	0
* Feb 14	MINNESOTA	Tot 3-3	4854	30 Ryan Bischel	7	0	1	1	0	.000	0-0	0	0
* Feb 15	MINNESOTA	L 1-2	5804	3 Ryan Carmichael	8	0	0	0	1	.000	1-2	0	0
* Feb 21	at Michigan	W 2-1	5800	TM TEAM	14	0	0	0	0	.000	5-10	0	0
* Feb 22	at Michigan	W 3-0	5800	Total	34	90	165	255	1054	.085	114-250	17	1
* Feb 28	MICHIGAN STATE	L 1-3	5265	Opponents	34	91	144	235	1034	.088	111-252	21	2
* Feb 29	MICHIGAN STATE	Tot 2-2	5355										

TEAM STATISTICS	ND	OPP
SHOT STATISTICS		
Goals-Shot attempts	90-1054	91-1034
Shot pct.	.085	.088
Goals/Game	2.6	2.7
Shots/Game	31.0	30.4
POWER PLAYS		
Goals-Power Plays	17-95	21-98
Conversion Percent	.179	.214
Shot Attempts	164	162
Shot Percent	.104	.130
GOAL BREAKDOWN		
Power Play	17	21
Short-handed	1	2
Empty net	6	5
Penalty	0	0
Unassisted	3	9
Overtime	2	0
Shootout	0	0
Delayed Penalty	0	0
PENALTIES		
Number	114	111
Minutes	250	252
Penalties/Game	3.4	3.3
Pen minutes/Game	7.4	7.4
SHOOTOUTS (Made-Att)	3-13	1-13

##	Goalie	gp	min	ga	gaavg	saves	save%	w-l-t
32	Cale Morris	30	1781:14	74	2.49	813	.917	11-12-7
30	Ryan Bischel	7	285:02	12	2.53	130	.915	3-1-0
TM	EMPTY NET	14	14:23	5	-	0	.000	0-0-0
	Total	34	2080:39	91	2.62	943	.912	14-13-7
	Opponents	34	2080:39	90	2.60	964	.915	13-14-7

Attendance Summary	ND	Opponent
Total	90358	104640
Dates/Avg Per Date	19/4756	15/6976
Neutral Site #/Avg	0/0	

Goals by Period	1st	2nd	3rd	OT	Total
Notre Dame	21	32	35	2	90
Opponents	25	29	37	0	91

Saves by Period	1st	2nd	3rd	OT	Total
Notre Dame	306	344	270	23	943
Opponents	286	343	316	19	964

2019-20 LEADERS

##	Points	GP	G	A	Pts	Sh
26	Cam Morrison	34	11	14	25	77
16	Alex Steeves	33	10	15	25	103
19	Mike O'Leary	34	9	13	22	82
11	Cal Burke	34	7	14	21	94
13	Colin Theisen	34	8	11	19	94
15	Michael Graham	27	4	15	19	47
24	Spencer Stastney	33	3	16	19	41
5	Matt Hellickson	34	5	11	16	40
27	Trevor Janicke	34	7	5	12	76
4	Nick Leivermann	29	5	7	12	71

##	Goals	GP	G	A	Pts	Sh
26	Cam Morrison	34	11	14	25	77
16	Alex Steeves	33	10	15	25	103
19	Mike O'Leary	34	9	13	22	82
13	Colin Theisen	34	8	11	19	94
11	Cal Burke	34	7	14	21	94
27	Trevor Janicke	34	7	5	12	76
5	Matt Hellickson	34	5	11	16	40
4	Nick Leivermann	29	5	7	12	71
18	Graham Slaggert	34	5	5	10	40
15	Michael Graham	27	4	15	19	47

##	Power-Play Goals	GP	PPG
19	Mike O'Leary	34	3
11	Cal Burke	34	3
16	Alex Steeves	33	3
5	Matt Hellickson	34	2
4	Nick Leivermann	29	2
26	Cam Morrison	34	2

##	Short-Handed Goals	GP	SHG
26	Cam Morrison	34	1

##	Game-Winning Goals	GP	GWG
5	Matt Hellickson	34	3
11	Cal Burke	34	2
16	Alex Steeves	33	2

##	Plus/Minus	GP	+/-
26	Cam Morrison	34	+10
2	Nate Clurman	34	+9
20	Jake Pivonka	32	+8
16	Alex Steeves	33	+7
29	Charlie Raith	33	+5
24	Spencer Stastney	33	+4
13	Colin Theisen	34	+4
25	Solag Bakich	10	+2
27	Trevor Janicke	34	+1

##	Assists	GP	G	A	Pts	Sh
24	Spencer Stastney	33	3	16	19	41
16	Alex Steeves	33	10	15	25	103
15	Michael Graham	27	4	15	19	47
26	Cam Morrison	34	11	14	25	77
11	Cal Burke	34	7	14	21	94
19	Mike O'Leary	34	9	13	22	82
13	Colin Theisen	34	8	11	19	94
5	Matt Hellickson	34	5	11	16	40
6	Tory Dello	34	3	9	12	49
2	Nate Clurman	34	0	9	9	56

##	Shots	GP	G	A	Pts	Sh	Sh%
16	Alex Steeves	33	10	15	25	103	.097
11	Cal Burke	34	7	14	21	94	.074
13	Colin Theisen	34	8	11	19	94	.085
19	Mike O'Leary	34	9	13	22	82	.110
26	Cam Morrison	34	11	14	25	77	.143
27	Trevor Janicke	34	7	5	12	76	.092
4	Nick Leivermann	29	5	7	12	71	.070
2	Nate Clurman	34	0	9	9	56	.000
6	Tory Dello	34	3	9	12	49	.061
20	Jake Pivonka	32	4	7	11	48	.083

##	Shot Pct.	GP	G	A	Pts	Sh	Sh%
25	Solag Bakich	10	1	0	1	3	.333
26	Cam Morrison	34	11	14	25	77	.143
18	Graham Slaggert	34	5	5	10	40	.125
5	Matt Hellickson	34	5	11	16	40	.125
19	Mike O'Leary	34	9	13	22	82	.110
16	Alex Steeves	33	10	15	25	103	.097
27	Trevor Janicke	34	7	5	12	76	.092
21	Max Ellis	8	1	0	1	11	.091
15	Michael Graham	27	4	15	19	47	.085
13	Colin Theisen	34	8	11	19	94	.085

##	Penalties	GP	Pen	Min
14	Jesse Lansdell	34	12	35
6	Tory Dello	34	11	22
13	Colin Theisen	34	11	22
19	Mike O'Leary	34	10	20
5	Matt Hellickson	34	7	14
17	Pierce Crawford	34	7	14
20	Jake Pivonka	32	7	14
4	Nick Leivermann	29	5	10
TM	TEAM	14	5	10
16	Alex Steeves	33	5	10

##	Penalty Minutes	GP	Pen	Min
14	Jesse Lansdell	34	12	35
13	Colin Theisen	34	11	22
6	Tory Dello	34	11	22
19	Mike O'Leary	34	10	20
29	Charlie Raith	33	4	19
17	Pierce Crawford	34	7	14
5	Matt Hellickson	34	7	14
20	Jake Pivonka	32	7	14
4	Nick Leivermann	29	5	10
16	Alex Steeves	33	5	10

2019-20 RESULTS

Date	Opponent	Score	Shots	Overall	Conf	Time	Att.	Goalie of record
Oct 11	AIR FORCE	W 4-3	29/36	1-0-0	0-0-0	2:26	4977	Ryan Bischel
Oct 13	AIR FORCE	W 6-1	32/23	2-0-0	0-0-0	2:26	3506	Ryan Bischel
Oct 25	LAKE SUPERIOR STATE	W 5-2	32/26	3-0-0	0-0-0	2:21	3991	Ryan Bischel
Oct 26	LAKE SUPERIOR STATE	W 6-4	30/33	4-0-0	0-0-0	2:33	4178	Cale Morris
* Nov 01	at Minnesota	Tot 2-2	31/25	4-0-1	0-0-1	2:36	7459	Cale Morris
* Nov 02	at Minnesota	W 5-3	39/27	5-0-1	1-0-1	2:19	8008	Cale Morris
* Nov 08	#8 OHIO STATE	Wot 3-2	35/27	6-0-1	2-0-1	2:28	4740	Cale Morris
* Nov 09	#8 OHIO STATE	W 2-1	29/25	7-0-1	3-0-1	2:17	4858	Cale Morris
* Nov 15	at #15 Wisconsin	L 0-3	22/35	7-1-1	3-1-1	2:19	9698	Cale Morris
* Nov 16	at #15 Wisconsin	Wot 5-4	36/35	8-1-1	4-1-1	2:28	12593	Cale Morris
* Nov 22	at Michigan State	Tot 1-1	37/19	8-1-2	4-1-2	2:41	4898	Cale Morris
* Nov 23	at Michigan State	L 2-3	25/29	8-2-2	4-2-2	2:21	5902	Cale Morris
Nov 29	#15 BOWLING GREEN	L 2-5	29/31	8-3-2	4-2-2	2:10	5271	Cale Morris
Nov 30	at #16 Bowling Green	L 2-5	27/35	8-4-2	4-2-2	2:30	3382	Ryan Bischel
Dec 06	at #9 Boston College	L 0-4	26/26	8-5-2	4-2-2	2:10	7295	Cale Morris
Dec 08	#10 BOSTON COLLEGE	L 1-6	28/36	8-6-2	4-2-2	2:18	3985	Cale Morris
* Dec 13	#7 PENN STATE	L 2-4	42/40	8-7-2	4-3-2	2:26	3806	Cale Morris
* Dec 14	#7 PENN STATE	W 3-0	23/37	9-7-2	5-3-2	1:17	4306	Cale Morris
Jan 03	#19 WESTERN MICHIGAN	Tot 1-1	33/43	9-7-3	5-3-2	2:30	5247	Cale Morris
Jan 05	at #19 Western Michigan	W 4-1	27/41	10-7-3	5-3-2	2:09	3762	Cale Morris
* Jan 10	MICHIGAN	L 0-3	32/18	10-8-3	5-4-2	2:16	4896	Cale Morris
* Jan 11	MICHIGAN	L 1-3	26/35	10-9-3	5-5-2	2:22	4971	Cale Morris
* Jan 17	at #9 Ohio State	Tot 4-4	18/31	10-9-4	5-5-3	2:49	7507	Cale Morris
* Jan 18	at #9 Ohio State	L 1-2	29/16	10-10-4	5-6-3	2:13	9835	Cale Morris
* Jan 24	WISCONSIN	L 4-6	33/28	10-11-4	5-7-3	2:24	4895	Cale Morris
* Jan 25	WISCONSIN	W 5-2	37/37	11-11-4	6-7-3	2:24	5453	Cale Morris
* Jan 31	at #8 Penn State	Tot 3-3	32/48	11-11-5	6-7-4	2:44	6226	Cale Morris
* Feb 01	at #8 Penn State	W 4-2	34/25	12-11-5	7-7-4	2:17	6475	Cale Morris
* Feb 14	MINNESOTA	Tot 3-3	42/34	12-11-6	7-7-5	2:38	4854	Cale Morris
* Feb 15	MINNESOTA	L 1-2	25/26	12-12-6	7-8-5	2:10	5804	Cale Morris
* Feb 21	at Michigan	W 2-1	28/35	13-12-6	8-8-5	2:30	5800	Cale Morris
* Feb 22	at Michigan	W 3-0	28/19	14-12-6	9-8-5	2:23	5800	Cale Morris
* Feb 28	MICHIGAN STATE	L 1-3	41/29	14-13-6	9-9-5	2:16	5265	Cale Morris
* Feb 29	MICHIGAN STATE	Tot 2-2	37/24	14-13-7	9-9-6	2:46	5355	Cale Morris

Team Record	W-L-T	Attendance	Dates	Total	Avg.
Overall:	14-13-7	Total:	34	194998	5735
Conference:	9-9-6	Home:	19	90358	4756
Home:	8-8-3	Away:	15	104640	6976
Away:	6-5-4	Neutral:	0	0	0
Neutral:	0-0-0				
Overtime:	2-0-7				

2019-20 INDIVIDUAL GAME-BY-GAME

Opponent	Date	Score	2	3	4	5	6	8	10	11	13	14	15
			CLURMAN,NA	CARMICHAEL	LEIVERMANN	HELLICKSON,	DELLO,TORY	STEEVES,MA	BURKE,CAM	BURKE,CAL	THEISEN,COL	LANSDELL,JE	GRAHAM,MIC
AF	Oct 11	4-3 W	0-1-1	DNP	0-0-0	0-0-0	0-0-0	0-0-0	0-0-0	1-1-2	1-0-1	0-0-0	0-2-2
AF	Oct 13	6-1 W	0-0-0	DNP	0-1-1	1-0-1	0-2-2	0-0-0	0-0-0	1-1-2	2-1-3	0-0-0	0-0-0
LSSU	Oct 25	5-2 W	0-0-0	DNP	0-1-1	1-0-1	0-0-0	0-0-0	0-0-0	1-3-4	0-1-1	0-0-0	0-0-0
LSSU	Oct 26	6-4 W	0-1-1	DNP	0-0-0	0-1-1	0-0-0	0-0-0	0-0-0	1-2-3	0-2-2	0-0-0	DNP
at MINN	Nov 01	2-2 t	0-0-0	DNP	0-0-0	0-1-1	0-0-0	0-0-0	0-0-0	0-1-1	0-0-0	0-0-0	DNP
at MINN	Nov 02	5-3 W	0-0-0	DNP	2-0-2	0-1-1	0-0-0	0-0-0	0-0-0	0-1-1	0-0-0	0-1-1	DNP
OSU	Nov 08	3-2 W	0-1-1	DNP	0-0-0	0-0-0	0-1-1	0-1-1	0-0-0	0-0-0	0-0-0	0-0-0	DNP
OSU	Nov 09	2-1 W	0-0-0	DNP	0-0-0	0-0-0	0-0-0	0-1-1	1-0-1	0-0-0	0-0-0	0-1-1	DNP
at UW	Nov 15	0-3 L	0-0-0	DNP	0-0-0	0-0-0	0-0-0	0-0-0	0-0-0	0-0-0	0-0-0	0-0-0	DNP
at UW	Nov 16	5-4 W	0-2-2	DNP	0-1-1	0-0-0	0-1-1	0-1-1	1-0-1	0-0-0	1-1-2	1-1-2	DNP
at MSU	Nov 22	1-1 t	0-0-0	0-0-0	0-0-0	0-0-0	0-0-0	DNP	0-0-0	0-0-0	0-0-0	0-0-0	1-0-1
at MSU	Nov 23	2-3 L	0-0-0	DNP	1-0-1	0-0-0	0-0-0	0-0-0	0-0-0	0-1-1	0-2-2	0-0-0	0-0-0
BGSU	Nov 29	2-5 L	0-0-0	DNP	0-1-1	0-0-0	0-0-0	0-0-0	0-0-0	0-0-0	0-0-0	0-0-0	0-0-0
at BGSU	Nov 30	2-5 L	0-0-0	0-0-0	0-2-2	0-0-0	0-1-1	DNP	0-0-0	0-0-0	0-0-0	0-0-0	0-0-0
at BC	Dec 06	0-4 L	0-0-0	DNP	0-0-0	0-0-0	0-0-0	DNP	0-0-0	0-0-0	0-0-0	0-0-0	0-0-0
BC	Dec 08	1-6 L	0-0-0	DNP	0-0-0	0-0-0	0-0-0	0-0-0	0-0-0	0-0-0	0-0-0	0-0-0	0-1-1
PSU	Dec 13	2-4 L	0-0-0	DNP	0-1-1	0-2-2	0-0-0	DNP	0-0-0	0-0-0	0-0-0	0-0-0	0-1-1
PSU	Dec 14	3-0 W	0-0-0	DNP	0-0-0	0-2-2	0-0-0	DNP	DNP	0-0-0	0-0-0	0-1-1	0-1-1
WMU	Jan 03	1-1 t	0-0-0	0-0-0	0-0-0	0-0-0	0-0-0	0-0-0	0-0-0	0-0-0	0-0-0	0-0-0	0-1-1
at WMU	Jan 05	4-1 W	0-1-1	DNP	0-0-0	1-0-1	0-0-0	DNP	0-0-0	0-0-0	0-0-0	0-0-0	0-3-3
MICH	Jan 10	0-3 L	0-0-0	DNP	0-0-0	0-0-0	0-0-0	DNP	0-0-0	0-0-0	0-0-0	0-0-0	0-0-0
MICH	Jan 11	1-3 L	0-0-0	DNP	0-0-0	0-0-0	0-1-1	DNP	0-0-0	0-0-0	0-0-0	0-0-0	0-0-0
at OSU	Jan 17	4-4 t	0-0-0	0-0-0	DNP	0-1-1	0-0-0	0-0-0	0-0-0	0-1-1	1-0-1	0-1-1	0-1-1
at OSU	Jan 18	1-2 L	0-0-0	0-0-0	DNP	0-0-0	0-0-0	1-0-1	0-0-0	0-0-0	0-0-0	0-0-0	0-0-0
UW	Jan 24	4-6 L	0-1-1	0-0-0	DNP	0-1-1	0-0-0	0-0-0	0-0-0	1-0-1	1-2-3	0-0-0	1-0-1
UW	Jan 25	5-2 W	0-1-1	0-0-0	DNP	0-0-0	1-0-1	0-0-0	0-0-0	1-0-1	0-0-0	0-0-0	1-1-2
at PSU	Jan 31	3-3 t	0-0-0	0-0-0	DNP	1-0-1	0-0-0	0-0-0	0-0-0	0-1-1	0-1-1	0-0-0	1-0-1
at PSU	Feb 01	4-2 W	0-1-1	DNP	0-0-0	0-0-0	1-1-2	0-0-0	0-0-0	1-0-1	0-0-0	0-0-0	0-0-0
MINN	Feb 14	3-3 t	0-0-0	DNP	1-0-1	0-1-1	0-1-1	0-0-0	0-1-1	0-1-1	1-0-1	0-0-0	0-0-0
MINN	Feb 15	1-2 L	0-0-0	DNP	1-0-1	0-0-0	0-0-0	0-0-0	0-0-0	0-0-0	0-1-1	0-0-0	0-0-0
at MICH	Feb 21	2-1 W	0-0-0	DNP	0-0-0	1-0-1	0-1-1	0-0-0	0-0-0	0-0-0	0-0-0	0-0-0	0-2-2
at MICH	Feb 22	3-0 W	0-0-0	DNP	0-0-0	0-1-1	1-0-1	0-0-0	0-0-0	0-0-0	0-0-0	0-1-1	0-1-1
MSU	Feb 28	1-3 L	0-0-0	DNP	0-0-0	0-0-0	0-0-0	0-0-0	0-0-0	0-0-0	1-0-1	0-0-0	0-0-0
MSU	Feb 29	2-2 t	0-0-0	DNP	0-0-0	0-0-0	0-0-0	0-0-0	0-0-0	0-1-1	0-0-0	0-0-0	0-1-1

Opponent	Date	Score	16	17	18	19	20	21	24	25	26	27	29
			STEEVES,AL	CRAWFORD,	SLAGGERT,G	O'LEARY,MIK	PIVONKA,JAK	ELLIS,MAX	STASTNEY,S	BAKICH,SOL	MORRISON,C	JANICKE,TRE	RAITH,CHARL
AF	Oct 11	4-3 W	1-1-2	0-0-0	0-0-0	0-2-2	0-0-0	DNP	0-0-0	DNP	1-0-1	0-0-0	0-0-0
AF	Oct 13	6-1 W	0-0-0	0-0-0	0-1-1	0-3-3	1-0-1	DNP	0-1-1	DNP	1-0-1	0-0-0	0-0-0
LSSU	Oct 25	5-2 W	0-1-1	0-0-0	1-0-1	2-1-3	0-1-1	DNP	0-0-0	DNP	0-2-2	0-0-0	0-0-0
LSSU	Oct 26	6-4 W	0-1-1	0-0-0	0-0-0	2-1-3	1-1-2	DNP	1-2-3	0-0-0	0-0-0	1-1-2	0-0-0
at MINN	Nov 01	2-2 t	0-0-0	0-0-0	0-0-0	1-0-1	0-0-0	DNP	0-0-0	0-0-0	0-1-1	1-0-1	0-0-0
at MINN	Nov 02	5-3 W	0-1-1	0-0-0	0-1-1	0-0-0	0-0-0	DNP	1-1-2	0-0-0	0-3-3	1-1-2	1-0-1
OSU	Nov 08	3-2 W	0-0-0	1-0-1	0-0-0	0-0-0	0-1-1	DNP	0-0-0	1-0-1	0-1-1	1-1-2	0-0-0
OSU	Nov 09	2-1 W	0-0-0	0-0-0	0-0-0	0-0-0	1-0-1	DNP	0-1-1	0-0-0	0-0-0	0-0-0	0-1-1
at UW	Nov 15	0-3 L	0-0-0	0-0-0	0-0-0	0-0-0	0-0-0	DNP	0-0-0	0-0-0	0-0-0	0-0-0	0-0-0
at UW	Nov 16	5-4 W	1-1-2	0-0-0	0-1-1	0-0-0	0-1-1	DNP	0-0-0	0-0-0	0-0-0	1-0-1	0-0-0
at MSU	Nov 22	1-1 t	0-0-0	0-0-0	0-0-0	0-1-1	0-0-0	DNP	0-0-0	DNP	0-1-1	0-0-0	0-0-0
at MSU	Nov 23	2-3 L	0-0-0	0-0-0	0-0-0	1-0-1	0-0-0	DNP	0-0-0	DNP	0-1-1	0-0-0	0-0-0
BGSU	Nov 29	2-5 L	0-1-1	0-0-0	0-0-0	0-1-1	1-0-1	DNP	0-1-1	DNP	1-0-1	0-0-0	0-0-0
at BGSU	Nov 30	2-5 L	DNP	0-0-0	0-0-0	1-0-1	0-0-0	0-0-0	0-0-0	0-0-0	0-1-1	1-0-1	DNP
at BC	Dec 06	0-4 L	0-0-0	0-0-0	0-0-0	0-0-0	0-0-0	0-0-0	0-0-0	DNP	0-0-0	0-0-0	0-0-0
BC	Dec 08	1-6 L	0-1-1	0-0-0	0-0-0	0-0-0	0-0-0	DNP	0-0-0	0-0-0	0-0-0	1-0-1	0-0-0
PSU	Dec 13	2-4 L	1-0-1	0-0-0	0-0-0	0-0-0	0-0-0	0-0-0	0-0-0	DNP	1-0-1	0-0-0	0-0-0
PSU	Dec 14	3-0 W	1-0-1	0-0-0	1-0-1	0-1-1	0-0-0	1-0-1	0-0-0	0-0-0	0-0-0	0-0-0	0-0-0
WMU	Jan 03	1-1 t	0-1-1	0-0-0	0-0-0	0-0-0	DNP	0-0-0	DNP	DNP	1-0-1	0-0-0	0-0-0
at WMU	Jan 05	4-1 W	2-1-3	0-0-0	0-0-0	0-0-0	0-0-0	0-0-0	0-0-0	DNP	1-2-3	0-0-0	0-0-0
MICH	Jan 10	0-3 L	0-0-0	0-0-0	0-0-0	0-0-0	0-0-0	0-0-0	0-0-0	DNP	0-0-0	0-0-0	0-0-0
MICH	Jan 11	1-3 L	0-0-0	0-0-0	1-0-1	0-0-0	0-1-1	DNP	0-0-0	0-0-0	0-0-0	0-0-0	0-0-0
at OSU	Jan 17	4-4 t	2-0-2	0-0-0	1-1-2	0-0-0	0-0-0	DNP	0-1-1	DNP	0-0-0	0-0-0	0-0-0
at OSU	Jan 18	1-2 L	0-0-0	0-1-1	0-0-0	0-0-0	0-0-0	DNP	0-1-1	DNP	0-0-0	0-0-0	0-0-0
UW	Jan 24	4-6 L	0-0-0	0-0-0	0-0-0	1-1-2	0-0-0	DNP	0-2-2	DNP	0-0-0	0-0-0	0-0-0
UW	Jan 25	5-2 W	1-3-4	0-0-0	0-0-0	0-0-0	0-0-0	DNP	0-2-2	DNP	0-1-1	0-1-1	1-0-1
at PSU	Jan 31	3-3 t	0-1-1	0-0-0	0-0-0	1-0-1	0-1-1	DNP	0-0-0	DNP	0-1-1	0-1-1	0-0-0
at PSU	Feb 01	4-2 W	0-0-0	0-0-0	1-0-1	0-0-0	0-1-1	DNP	0-1-1	DNP	1-0-1	0-0-0	0-0-0
MINN	Feb 14	3-3 t	0-0-0	0-0-0	0-0-0	0-1-1	0-0-0	DNP	0-1-1	DNP	1-0-1	0-0-0	0-0-0
MINN	Feb 15	1-2 L	0-0-0	0-0-0	0-0-0	0-0-0	0-0-0	DNP	0-0-0	DNP	0-0-0	0-0-0	0-0-0
at MICH	Feb 21	2-1 W	0-1-1	0-0-0	0-0-0	0-0-0	0-0-0	DNP	0-0-0	DNP	1-0-1	0-0-0	0-0-0
at MICH	Feb 22	3-0 W	0-1-1	0-1-1	0-0-0	0-0-0	0-0-0	DNP	1-0-1	DNP	1-0-1	0-0-0	0-0-0
MSU	Feb 28	1-3 L	0-0-0	0-0-0	0-0-0	0-1-1	0-0-0	DNP	0-1-1	DNP	0-0-0	0-0-0	0-0-0
MSU	Feb 29	2-2 t	1-0-1	0-0-0	0-1-1	0-0-0	0-0-0	DNP	0-1-1	DNP	1-0-1	0-0-0	0-0-0

2019-20 GAME-BY-GAME COMPARISON

Date	Opponent	Score	Goals	Shots		Penalties		Power Plays	
				Assists	Shots	Pen-Min	Pen-Min	G-Ch	G-Ch
Oct 11	AIR FORCE	4-3	4 / 3	7 / 6	29 / 36	3-6	/ 4-8	0-4	/ 0-3
Oct 13	AIR FORCE	6-1	6 / 1	10 / 2	32 / 23	3-6	/ 4-8	2-3	/ 0-2
Oct 25	LAKE SUPERIOR STATE	5-2	5 / 2	10 / 3	32 / 26	1-2	/ 2-4	1-2	/ 0-1
Oct 26	LAKE SUPERIOR STATE	6-4	6 / 4	12 / 7	30 / 33	5-10	/ 6-12	2-6	/ 1-5
Nov 01	at Minnesota	2-2	2 / 2	3 / 1	31 / 25	4-8	/ 3-6	0-2	/ 0-3
Nov 02	at Minnesota	5-3	5 / 3	10 / 5	39 / 27	3-6	/ 3-6	1-3	/ 0-3
Nov 08	OHIO STATE	3-2	3 / 2	6 / 4	35 / 27	5-21	/ 4-8	0-4	/ 0-4
Nov 09	OHIO STATE	2-1	2 / 1	4 / 2	29 / 25	3-6	/ 4-19	0-3	/ 0-3
Nov 15	at Wisconsin	0-3	0 / 3	0 / 6	22 / 35	4-8	/ 3-6	0-1	/ 2-2
Nov 16	at Wisconsin	5-4	5 / 4	10 / 8	36 / 35	4-8	/ 3-6	0-2	/ 1-3
Nov 22	at Michigan State	1-1	1 / 1	2 / 2	37 / 19	2-4	/ 2-4	0-1	/ 0-1
Nov 23	at Michigan State	2-3	2 / 3	4 / 3	25 / 29	3-6	/ 4-8	2-3	/ 0-2
Nov 29	BOWLING GREEN	2-5	2 / 5	4 / 7	29 / 31	3-6	/ 3-6	1-3	/ 2-3
Nov 30	at Bowling Green	2-5	2 / 5	4 / 4	27 / 35	4-8	/ 3-6	1-3	/ 2-4
Dec 06	at Boston College	0-4	0 / 4	0 / 5	26 / 26	2-4	/ 3-6	0-3	/ 1-2
Dec 08	BOSTON COLLEGE	1-6	1 / 6	2 / 8	28 / 36	4-8	/ 4-8	0-4	/ 2-4
Dec 13	PENN STATE	2-4	2 / 4	4 / 8	42 / 40	4-8	/ 3-6	0-3	/ 1-4
Dec 14	PENN STATE	3-0	3 / 0	5 / 0	23 / 37	4-8	/ 2-4	0-2	/ 0-3
Jan 03	WESTERN MICHIGAN	1-1	1 / 1	2 / 1	33 / 43	3-6	/ 3-6	0-3	/ 0-2
Jan 05	at Western Michigan	4-1	4 / 1	7 / 2	27 / 41	5-10	/ 2-4	1-2	/ 1-4
Jan 10	MICHIGAN	0-3	0 / 3	0 / 5	32 / 18	2-4	/ 3-6	0-3	/ 1-2
Jan 11	MICHIGAN	1-3	1 / 3	2 / 5	26 / 35	5-10	/ 5-10	0-4	/ 1-4
Jan 17	at Ohio State	4-4	4 / 4	6 / 8	18 / 31	4-8	/ 2-4	1-1	/ 1-3
Jan 18	at Ohio State	1-2	1 / 2	2 / 3	29 / 16	3-6	/ 1-2	0-0	/ 1-3
Jan 24	WISCONSIN	4-6	4 / 6	8 / 8	33 / 28	6-23	/ 7-25	1-5	/ 2-5
Jan 25	WISCONSIN	5-2	5 / 2	9 / 4	37 / 37	2-4	/ 8-24	3-7	/ 1-2
Jan 31	at Penn State	3-3	3 / 3	6 / 5	32 / 48	3-6	/ 1-2	0-1	/ 0-3
Feb 01	at Penn State	4-2	4 / 2	4 / 4	34 / 25	3-6	/ 2-4	0-2	/ 0-3
Feb 14	MINNESOTA	3-3	3 / 3	6 / 5	42 / 34	5-10	/ 3-6	1-2	/ 0-4
Feb 15	MINNESOTA	1-2	1 / 2	1 / 3	25 / 26	4-8	/ 2-4	0-2	/ 1-4
Feb 21	at Michigan	2-1	2 / 1	4 / 2	28 / 35	2-4	/ 2-4	0-2	/ 0-2
Feb 22	at Michigan	3-0	3 / 0	5 / 0	28 / 19	3-6	/ 5-10	0-4	/ 0-2
Feb 28	MICHIGAN STATE	1-3	1 / 3	2 / 5	41 / 29	2-4	/ 3-6	0-3	/ 0-2
Feb 29	MICHIGAN STATE	2-2	2 / 2	4 / 3	37 / 24	1-2	/ 2-4	0-2	/ 0-1
Totals		90-91	90 / 91	165 / 144	1054 / 103	114-250	/ 111-252	17-95	/ 21-98

Note: Game totals are displayed in the format TEAM/OPPONENT for each category



Hockey Game Box Score (Final) Air Force vs #8 Notre Dame (Oct 11, 2019 at Notre Dame, Ind.)

Air Force (0-0-0, 0-0-0 AHA) vs. Notre Dame (1-0-0, 0-0-0 B1G)
Date: Oct 11, 2019 • Location: Notre Dame, Ind. • Arena: Compton Family Arena
Attendance: 4977 • Start time: 7:10 PM • End time: 9:36 PM • Total time: 2:26

Box score table for Air Force vs Notre Dame (Oct 11, 2019). Includes goals by period, penalties, goalskeepers, and penalty summaries.

Win-Ryan Bischel (1-0-0). Loss-LaROCCQUE, Zach (0-1-0).

Hockey Game Box Score (Final) Air Force vs #8 Notre Dame (Oct 13, 2019 at Notre Dame, Ind.)

Air Force (0-2-0, 0-0-0 AHA) vs. Notre Dame (2-0-0, 0-0-0 B1G)
Date: Oct 13, 2019 • Location: Notre Dame, Ind. • Arena: Compton Family Arena
Attendance: 3506 • Start time: 5:31 PM • End time: 7:56 PM • Total time: 2:26

Box score table for Air Force vs Notre Dame (Oct 13, 2019). Includes goals by period, penalties, goalskeepers, and penalty summaries.

Win-Ryan Bischel (2-0-0). Loss-LaROCCQUE, Zach (0-2-0).

Hockey Game Box Score (Final) Lake Superior State vs #4 Notre Dame (Oct 25, 2019 at Notre Dame, Ind.)

Lake Superior State (2-5-0, 0-0-0 WCHA) vs. Notre Dame (3-0-0, 0-0-0 B1G)
Date: Oct 25, 2019 • Location: Notre Dame, Ind. • Arena: Compton Family Arena
Attendance: 3991 • Start time: 7:10 PM • End time: 9:31 PM • Total time: 2:21

Box score table for Lake Superior State vs Notre Dame (Oct 25, 2019). Includes goals by period, penalties, goalskeepers, and penalty summaries.

Win-Ryan Bischel (3-0-0). Loss-MAREKS MITENS (2-5-0).

Hockey Game Box Score (Final) Lake Superior State vs #4 Notre Dame (Oct 26, 2019 at Notre Dame, Ind.)

Lake Superior State (2-6-0, 0-0-0 WCHA) vs. Notre Dame (4-0-0, 0-0-0 B1G)
Date: Oct 26, 2019 • Location: Notre Dame, Ind. • Arena: Compton Family Arena
Attendance: 4178 • Start time: 6:05 PM • End time: 8:38 PM • Total time: 2:33

Box score table for Lake Superior State vs Notre Dame (Oct 26, 2019). Includes goals by period, penalties, goalskeepers, and penalty summaries.

Win-Cale Morris (1-0-0). Loss-ROMAN BENGERT (0-1-0).

Hockey Game Box Score (Final)
#15 Bowling Green vs #4 Notre Dame (Nov 29, 2019 at Notre Dame, Ind.)

Bowling Green (9-5-0, 5-3-0-0 WCHA) vs. Notre Dame (8-3-2, 4-2-1 B1G)
 Date: Nov 29, 2019 • Location: Notre Dame, Ind. • Arena: Compton Family Arena
 Attendance: 5271 • Start time: 7:05 PM • End time: 9:15 PM • Total time: 2:10

Prd	Time	Team	Scored by	Assists	Vis. on ice	Home on ice	Goals by Period			
Team	1	2	3	Tot	ND	BSGU	1	2	3	Tot
1st	03:07	BSGU	EV LINKENHELD, Casey/2	Nick Liefermann/4 Mike O'Leary/9	17,18,22,23	29,17,14,6,10	1	0	0	1
2nd	07:32	BSGU	PP BARBER, Alex/2	KRUSE, Brandon/10 JOHNSON, Max/5	6,28,10,20,23	11,18,24,12	1	0	0	1
4th	14:42	BSGU	EV KRUSE, Brandon/1	FORD, Connor/7 CRAGGS, Sam/2	28,20,21,6,23	18,20,2,27,24	1	0	0	1
5th	17:07	BSGU	EV RAUHAUSER, Alec/6	MUSSER, Carson/3 WRIGHT, Cameron/3	23,7,8,25,16	8,2,17,29,10	1	0	0	1
6th	05:53	BSGU	PP LETOURNEAU, Frederic	CULLEN, Will/4 Spencer Stastney/6 Alex Steeves/6	8,16,21,11,27	27,24,20,2	1	0	0	1
7th	15:29	ND	EV Jake Pivonka/4	Cullen, Will/4 Spencer Stastney/6 Alex Steeves/6	27,8,11,2,18	20,24,26,15,16	1	0	0	1

TEAM SUMMARY		# Notre Dame	
Prd	ND	Prd	ND
1st	0-1 (0)	1-1 (4)	
2nd	1-1 (2)	0-0 (0)	
3rd	1-1 (5)	0-2 (5)	
Total	2-3 (7)	1-3 (7)	

PENALTIES-MINUTES by Prd		# Notre Dame	
Prd	BSGU	Prd	ND
1st	1-2	1-2	
2nd	0-0	1-2	
3rd	2-4	1-2	
Total	3-6	3-6	

GOALTENDERS		# Notre Dame	
Prd	BSGU	Prd	ND
1st	0-0	1-1	
2nd	1-1	0-0	
3rd	1-1	0-0	
Total	2-2	1-1	

PENALTY SUMMARY		# Notre Dame	
Prd	BSGU	Prd	ND
1st	0-0	0-0	
2nd	0-0	0-0	
3rd	0-0	0-0	
Total	0-0	0-0	

GOALTENDERS		# Notre Dame	
Prd	BSGU	Prd	ND
1st	0-0	1-1	
2nd	1-1	0-0	
3rd	1-1	0-0	
Total	2-2	1-1	

PENALTY SUMMARY		# Notre Dame	
Prd	BSGU	Prd	ND
1st	0-0	0-0	
2nd	0-0	0-0	
3rd	0-0	0-0	
Total	0-0	0-0	

Win-DOP, Eric (9-4-0). Loss-Cale Morris (5-3-2).
 Referee's signature

Hockey Game Box Score (Final)
#5 Notre Dame vs #16 Bowling Green (Nov 30, 2019 at Bowling Green, Ohio)

Notre Dame (8-4-2) vs. Bowling Green (10-5-0)
 Date: Nov 30, 2019 • Location: Bowling Green, Ohio • Arena: Slater Ice Arena
 Attendance: 3382 • Start time: 7:07 pm • End time: 9:37 pm • Total time: 2:30

Prd	Time	Team	Scored by	Assists	Vis. on ice	Home on ice	Goals by Period			
Team	1	2	3	Tot	ND	BSGU	1	2	3	Tot
1st	01:15	ND	PP Mike O'Leary/7	Cam Morrison/10 Nick Liefermann/5	19,26,11,13	3,8,14,15,25	1	0	0	1
2nd	14:03	BSGU	PP LETOURNEAU, Frederic	27,20,2,24	8,7,11,16,27		1	0	0	1
3rd	17:13	BSGU	EV PITTERS, Adam/1	3,17,21,20,6	22,6,14,17,21		1	0	0	1
4th	07:16	ND	EV Trevor Janicke/6	Nick Liefermann/6 Tory Dello/5	27,4,6,19,20	7,10,16,17,27	1	0	0	1
5th	11:09	BSGU	PP WRIGHT, Cameron/10	LETOURNEAU, Fred/ SCHNEIDER, Taylor/	17,24,20,2	16,8,11,7,23	1	0	0	1
6th	18:03	BSGU	EV CRAGGS, Sam/2	RAUHAUSER, Alec/8 MUSSEY, Carson/4	4,6,11,19,26	25,23,7,8,14	1	0	0	1
7th	16:13	BSGU	EV KRUSE, Brandon/2		17,21,24,10	20,28,3,6,14	1	0	0	1

TEAM SUMMARY		# Notre Dame	
Prd	BSGU	Prd	ND
1st	0-1 (0)	1-1 (4)	
2nd	1-1 (2)	0-0 (0)	
3rd	1-1 (5)	0-2 (5)	
Total	2-3 (7)	1-3 (7)	

PENALTIES-MINUTES by Prd		# Notre Dame	
Prd	BSGU	Prd	ND
1st	1-2	1-2	
2nd	0-0	1-2	
3rd	2-4	1-2	
Total	3-6	3-6	

GOALTENDERS		# Notre Dame	
Prd	BSGU	Prd	ND
1st	0-0	1-1	
2nd	1-1	0-0	
3rd	1-1	0-0	
Total	2-2	1-1	

PENALTY SUMMARY		# Notre Dame	
Prd	BSGU	Prd	ND
1st	0-0	0-0	
2nd	0-0	0-0	
3rd	0-0	0-0	
Total	0-0	0-0	

GOALTENDERS		# Notre Dame	
Prd	BSGU	Prd	ND
1st	0-0	1-1	
2nd	1-1	0-0	
3rd	1-1	0-0	
Total	2-2	1-1	

PENALTY SUMMARY		# Notre Dame	
Prd	BSGU	Prd	ND
1st	0-0	0-0	
2nd	0-0	0-0	
3rd	0-0	0-0	
Total	0-0	0-0	

Win-DOP, Eric (9-4-0). Loss-Ryan Bischel (3-1-0).
 Referee's signature

Hockey Game Box Score (Final)
#7 Notre Dame vs #9 Boston College (Dec 06, 2019 at Chestnut Hill, Mass.)

Notre Dame (8-5-2, 4-2-2 BIG 10) vs. Boston College (10-4-0, 5-2-0 HEA)
 Date: Dec 06, 2019 • Location: Chestnut Hill, Mass. • Arena: Kelley Rink
 Attendance: 7295 • Start time: 7:01 • End time: 9:11 • Total time: 2:10

Prd	Time	Team	Scored by	Assists	Vis. on ice	Home on ice	Goals by Period			
Team	1	2	3	Tot	ND	BC	1	2	3	Tot
2nd	02:41	BC	PP Julius Mattila/5	David Cotton/12 Logan Hutsko/5	17,11,5,29	26,17,9,22,6	1	0	0	1
2nd	14:27	BC	EV Logan Hutsko/7	Drew Helleeson/4 Alex Newhook/6	15,26,5,6,11	9,4,18,5,19	1	0	0	1
3rd	16:49	BC	SH Patrick Gilles/2		11,15,26,19,4	24,25,8,4	1	0	0	1
4th	12:33	BC	EV David Cotton/7	Connor Moore/4	16,5,10,17,2	17,9,26,6,5	1	0	0	1

TEAM SUMMARY		# Notre Dame	
Prd	ND	Prd	BC
1st	0-0 (0)	0-0 (0)	
2nd	0-3 (6)	1-1 (7)	
3rd	0-0 (0)	0-1 (0)	
Total	0-3 (6)	1-2 (7)	

PENALTIES-MINUTES by Prd		# Notre Dame	
Prd	ND	Prd	BC
1st	0-0	0-0	
2nd	2-4	3-6	
3rd	0-0	0-0	
Total	2-4	3-6	

GOALTENDERS		# Notre Dame	
Prd	ND	Prd	BC
1st	0-0	0-0	
2nd	0-3	1-1	
3rd	0-0	0-0	
Total	0-3	1-1	

PENALTY SUMMARY		# Notre Dame	
Prd	ND	Prd	BC
1st	0-0	0-0	
2nd	0-0	0-0	
3rd	0-0	0-0	
Total	0-0	0-0	

GOALTENDERS		# Boston College	
Prd	ND	Prd	BC
1st	0-0	1-1	
2nd	0-3	0-0	
3rd	0-0	0-0	
Total	0-3	1-1	

PENALTY SUMMARY		# Boston College	
Prd	ND	Prd	BC
1st	0-0	0-0	
2nd	0-0	0-0	
3rd	0-0	0-0	
Total	0-0	0-0	

Win-Spencer Knight (10-4-0). Loss-Cale Morris (5-4-2).
 Referee's signature

Hockey Game Box Score (Final)
#10 Boston College vs #9 Notre Dame (Dec 08, 2019 at Notre Dame, Ind.)

Boston College (11-4-0, 5-2-0 HEA) vs. Notre Dame (8-6-2, 4-2-2 B1G)
 Date: Dec 08, 2019 • Location: Notre Dame, Ind. • Arena: Compton Family Arena
 Attendance: 3985 • Start time: 5:05 PM • End time: 7:23 PM • Total time: 2:18

Prd	Time	Team	Scored by	Assists	Vis. on ice	Home on ice	Goals by Period			
Team	1	2	3	Tot	ND	BC	1	2	3	Tot
1st	00:36	BC	EV Jack McBain/3	Julius Mattila/13 Connor Moore/5	11,12,18,7,3	5,6,10,17	1	0	0	1
2nd	03:11	BC	EV Logan Hutsko/8	Julius Mattila/14 David Cotton/13	9,26,17,6,8	27,14,24,2,15	1	0	0	1
3rd	17:50	BC	EV David Cotton/8		17,9,26,5,6	14,15,6,27,5	1	0	0	1
4th	02:02	BC	PP Jack McBain/4	Matt Boldy/2	11,12,18,7,3	5,6,10,17	1	0	0	1
5th	12:59	ND	EV Trevor Janicke/7	Alex Steeves/7 Michael Graham/3	3,4,17,26,27	27,16,15,24,2	1	0	0	1
6th	10:31	BC	EV Marshall Warren/3	Appeli Rasanen/9	5,22,7,18,19	27,16,24,24,15	1	0	0	1
7th	10:53	BC	PP Appeli Rasanen/8	David Cotton/14 Julius Mattila/15	22,17,26,9,6	5,6,11,18	1	0	0	1

TEAM SUMMARY		# Notre Dame	
Prd	ND	Prd	BC
1st	0-0 (0)	0-0 (0)	
2nd	0-3 (6)	1-1 (7)	
3rd	0-0 (0)	0-1 (0)	
Total	0-3 (6)	1-2 (7)	

PENALTIES-MINUTES by Prd		# Notre Dame	
Prd	ND	Prd	BC
1st	0-0	0-0	
2nd	2-4	3-6	
3rd	0-0	0-0	
Total	2-4	3-6	

GOALTENDERS		# Notre Dame	
Prd	ND	Prd	BC
1st	0-0	0-0	
2nd	0-3	1-1	
3rd	0-0	0-0	
Total	0-3	1-1	

PENALTY SUMMARY		# Notre Dame	
Prd	ND	Prd	BC
1st	0-0	0-0	
2nd	0-0	0-0	
3rd	0-0	0-0	
Total	0-0	0-0	

GOALTENDERS		# Boston College	
Prd	ND	Prd	BC
1st	0-0	1-1	
2nd	0-3	0-0	
3rd	0-0	0-0	
Total	0-3	1-1	

PENALTY SUMMARY		# Boston College	
Prd	ND	Prd	BC
1st	0-0	0-0	
2nd	0-0	0-0	
3rd	0-0	0-0	
Total	0-0	0-0	

Win-Spencer Knight (11-4-0). Loss-Cale Morris (5-5-2).
 Referee's signature

Hockey Game Box Score (Final)
Minnesota vs Notre Dame (Feb 14, 2020 at Notre Dame, Ind.)

Minnesota (13-11-5, 8-6-5-4 B1G) vs. Notre Dame (12-11-6, 7-7-5-3 B1G)
Date: Feb 14, 2020 • Location: Notre Dame, Ind. • Arena: Compton Family Arena
Attendance: 4854 • Start time: 7:10 PM • End time: 9:48 PM • Total time: 2:38

Prd	Time	Team	Scored by	Assists	Vis. on ice	Home on ice
1st	00:28	MINN	EV Reedy, Scott/15	McLaughlin, Blal/13	19,27,20,2,9	18,20,11,5,6
1st	13:00	MINN	EV McLaughlin, Blake/7	Walker, Sammy/15	27,9,19,2,4	20,11,18,6,5
1st	14:36	ND	EV Colin Theisen/7	Reedy, Scott/6	25,12,23,2,17	13,19,16,27,29
4	2nd 03:04	ND	EV Nick Leivermann/4	Cam Burke/1	25,17,4,2,12	4,10,5,8,14
5	2nd 15:26	ND	PP Cam Morrison/8	Matt Hellickson/10	20,24,39,58	26,11,24,15,16
6	3rd 10:13	MINN	EV Walker, Sammy/10	Spencer Stastney/14	9,55,17,27,23	16,18,15,5,4

Goals by Period

Team	1	2	3	OT	Tot
MINN	2	0	1	0	3
ND	1	2	0	0	3

Shots by Period

Team	1	2	3	OT	Tot
MINN	11	10	11	2	34
ND	19	9	12	2	42

Power Play Goals-Att (Sh)

Prd	MINN	ND
1st	0-0 (0)	0-1 (4)
2nd	0-2 (2)	1-1 (1)
3rd	0-2 (3)	0-0 (0)
OT	0-0 (0)	0-0 (0)
Total	0-4 (5)	1-2 (5)

Penalties-Minutes by Prd

Prd	MINN	ND
1st	1-2	0-0
2nd	2-4	3-6
3rd	1-0	2-4
OT	0-0	0-0
Total	3-6	5-10

Three stars:
1. Walker, Sammy
2. Cam Morrison
3. Reedy, Scott

Officials:
Referee: Colin Kronforst
Referee: Kenneth Anderson
Linesman: Nick Huff
Linesman: Riley Bowles

GOALTENDERS

##	Minnesota	Dec	Min	GA	1	2	3	Saves
45	LaFontaine, Jack	W	65:00	3	18	7	12	39

Penalty Summary

Prd	Player	Team	MinOffense	Time
1st	Walker, Sammy	ND	2.Shooting	17:23 PP
2nd	Michael Graham	ND	2.Hooking	04:32 PP
2nd	McLaughlin, Blake	MINN	2.Shooting	08:18
2nd	Tory Dello	ND	2.Cross-Checking	08:18

Minnesota-LaFontaine, Jack (6-6-4). Notre Dame-Cale Morris (9-10-6).
Minnesota was the shootout 1-0

Referee's signature

Hockey Game Box Score (Final)
Minnesota vs Notre Dame (Feb 15, 2020 at Notre Dame, Ind.)

Minnesota (14-11-5, 9-6-5-4 B1G) vs. Notre Dame (12-12-6, 7-8-5-3 B1G)
Date: Feb 15, 2020 • Location: Notre Dame, Ind. • Arena: Compton Family Arena
Attendance: 5804 • Start time: 6:05 PM • End time: 8:15 PM • Total time: 2:10

Prd	Time	Team	Scored by	Assists	Vis. on ice	Home on ice
1	2nd 08:01	ND	EV Nick Leivermann/5	Colin Theisen/11	23,17,21,25,55	4,13,19,24,27
2	3rd 03:34	MINN	EV Meyers, Ben/7	McManus, Brannon/14	39,7,55,23,58	5,6,26,15,14
3	3rd 06:16	MINN	PP McLaughlin, Blake/8	Walker, Sammy/17	27,7,9,3,39	24,2,14,20

Goals by Period

Team	1	2	3	OT	Tot
MINN	0	0	0	0	0
ND	1	2	0	0	3

Shots by Period

Team	1	2	3	OT	Tot
MINN	11	10	11	2	34
ND	19	9	12	2	42

Power Play Goals-Att (Sh)

Prd	MINN	ND
1st	0-0 (0)	0-1 (4)
2nd	0-2 (2)	1-1 (1)
3rd	0-2 (3)	0-0 (0)
OT	0-0 (0)	0-0 (0)
Total	0-4 (5)	1-2 (5)

Penalties-Minutes by Prd

Prd	MINN	ND
1st	1-2	0-0
2nd	2-4	3-6
3rd	1-0	2-4
OT	0-0	0-0
Total	3-6	5-10

Three stars:
1. Walker, Sammy
2. Cam Morrison
3. Reedy, Scott

Officials:
Referee: Colin Kronforst
Referee: Kenneth Anderson
Linesman: Nick Huff
Linesman: Riley Bowles

GOALTENDERS

##	Minnesota	Dec	Min	GA	1	2	3	Saves
45	LaFontaine, Jack	W	59:58	1	15	8	24	34
	EMPTY NET		0:02	0	0	0	0	0

Penalty Summary

Prd	Player	Team	MinOffense	Time
1st	Jesse Lansdell	ND	2.Interference	10:22 PP
1st	McManus, Brannon	MINN	2.Holding	11:06 PP
2nd	Cam Burke	ND	2.Hooking	08:11 PP

Win-LaFontaine, Jack (7-6-4). Loss-Cale Morris (9-11-6).

Referee's signature

Hockey Game Box Score (Final)
Notre Dame vs Michigan (Feb 21, 2020 at Ann Arbor, Mich.)

Notre Dame (13-12-6, 8-8-5-3) vs. Michigan (15-13-3, 10-9-2-1)
Date: Feb 21, 2020 • Location: Ann Arbor, Mich. • Arena: Yost Ice Arena
Attendance: 5800 • Start time: 6:01 PM • End time: 8:31 PM • Total time: 2:30

Prd	Time	Team	Scored by	Assists	Vis. on ice	Home on ice
1	3rd 04:05	ND	EV Cam Morrison/9	Michael Graham/12	26,15,16,2,24	6,20,10,17,16
2	3rd 07:31	ND	EV Matt Hellickson/5	Alex Steeves/14	5,15,6,13,16	25,23,13,7,5
3	3rd 19:17	MICH	EX Jacob Hayhurst/8	Tory Dello/9	11,5,19,6,26	16,13,10,4,17,7

Goals by Period

Team	1	2	3	OT	Tot
ND	0	0	2	0	2
MICH	0	0	1	0	1

Shots by Period

Team	1	2	3	OT	Tot
ND	10	8	10	28	
MICH	8	12	15	35	

Power Play Goals-Att (Sh)

Prd	ND	MICH
1st	0-1 (2)	0-0 (0)
2nd	0-1 (4)	0-2 (2)
3rd	0-0 (0)	0-0 (0)
Total	0-2 (6)	0-2 (2)

Penalties-Minutes by Prd

Prd	ND	MICH
1st	0-0	1-2
2nd	2-4	1-2
3rd	0-0	0-0
Total	2-4	2-4

Three stars:
1. Cale Morris
2. Matt Hellickson
3. Nolan Moyalte

Officials:
Referee: Barry Pochmara
Referee: David Marcotte
Linesman: Joseph Hutek
Linesman: Pat Richardson

GOALTENDERS

##	Notre Dame	Dec	Min	GA	1	2	3	Saves
32	Cale Morris	W	60:00	1	8	12	14	34
	EMPTY NET							

Penalty Summary

Prd	Player	Team	MinOffense	Time
1st	Will Lockwood	MICH	2.Tripping	13:11 PP
2nd	TEAM	ND	2.Too Many Players On	13:18 PP
2nd	Jesse Lansdell	ND	2.Boarding	15:32 PP
2nd	Luke Martin	MICH	2.High Sticking	17:52 PP

Win-Cale Morris (10-11-6). Loss-Strauss Mann (15-12-3).

Referee's signature

Hockey Game Box Score (Final)
Notre Dame vs Michigan (Feb 22, 2020 at Ann Arbor, Mich.)

Notre Dame (14-12-6, 9-8-5-3) vs. Michigan (15-14-3, 10-10-2-1)
Date: Feb 22, 2020 • Location: Ann Arbor, Mich. • Arena: Yost Ice Arena
Attendance: 5800 • Start time: 4:01 PM • End time: 6:24 PM • Total time: 2:23

Prd	Time	Team	Scored by	Assists	Vis. on ice	Home on ice
1	3rd 11:38	ND	EV Spencer Stastney/3	Pierce Crawford/2	24,17,14,4,10	12,51,6,27,20
2	3rd 13:14	ND	EV Cam Morrison/10	Jesse Lansdell/6	26,15,16,2,5	13,17,5,7,71
3	3rd 18:33	ND	EN Tory Dello/3	Alex Steeves/15	6,11,5,20,26	21,6,11,9,1,51,2

Goals by Period

Team	1	2	3	OT	Tot
ND	1	2	0	0	3
MICH	0	0	0	0	0

Shots by Period

Team	1	2	3	OT	Tot
ND	10	11	10	28	
MICH	4	9	6	19	

Power Play Goals-Att (Sh)

Prd	ND	MICH
1st	0-2 (2)	0-2 (2)
2nd	0-1 (4)	0-0 (0)
3rd	0-1 (2)	0-0 (0)
Total	0-4 (8)	0-2 (2)

Penalties-Minutes by Prd

Prd	ND	MICH
1st	2-4	2-4
2nd	1-2	2-4
3rd	0-0	1-2
Total	3-6	5-10

Three stars:
1. Cale Morris
2. Spencer Stastney
3. Strauss Mann

Officials:
Referee: Barry Pochmara
Referee: David Marcotte
Linesman: Joseph Hutek
Linesman: Pat Richardson

GOALTENDERS

##	Notre Dame	Dec	Min	GA	1	2	3	Saves
32	Cale Morris	W	60:00	0	4	9	6	19
	EMPTY NET							

Penalty Summary

Prd	Player	Team	MinOffense	Time
1st	Luke Martin	MICH	2.Shooting	00:29 PP
1st	Matt Hellickson	ND	2.Cross-Checking	10:53 PP
1st	Jimmy Lambert	MICH	2.Tripping	12:59 PP
1st	Nate Curman	ND	2.Holding	16:56 PP
2nd	Jack Summers	MICH	2.Holding	05:32 PP
2nd	Mike O'Leary	ND	2.Roughing Atw	13:14
2nd	Garrett Van Wyhe	MICH	2.Roughing Atw	13:14
3rd	Luke Morgan	MICH	2.Interference	14:16 PP

Win-Cale Morris (11-11-6). Loss-Strauss Mann (15-13-3).

Referee's signature

Hockey Game Box Score (Final) Michigan State vs Notre Dame (Feb 28, 2020 at Notre Dame, Ind.)

Michigan State (15-17-1, 11-11-0) vs. Notre Dame (14-13-6, 9-9-3)
Date: Feb 28, 2020 • Location: Notre Dame, Ind. • Arena: Compton Family Arena
Attendance: 5265 • Start time: 7:10 PM • End time: 9:26 PM • Total time: 2:16

Prd	Time	Team	Scored by	Assists	Vis. on ice	Home on ice	Goals by Period				
1	2	3	Tot				1	2	3	Tot	
1	1st 13:43	MSU	EV Apap, Tommy/7	Ghafari, Butrus/3 Kamer, Austin/1	11,44,24,16,12	2,13,19,27,29	MSU	1	2	0	3
2	2nd 01:23	ND	EV Colin Theisen/8	Mike O'Leary/13 Spencer Stastney/15	28,11,16,12,44	13,19,24,2,27	ND	0	1	0	1
3	3rd 05:53	MSU	EV Cesana, Dennis/7	Lambdin, Logan/9 Rosburg, Jerad/13	22,71,57,23,11	5,6,15,16,26	Shots by Period				
4	4th 15:16	MSU	EV Lambdin, Logan/6	Nodler, Josh/5	71,23,20,12,44	2,5,15,16,26	Team	1	2	3	Tot
TEAM SUMMARY							MSU	12	11	6	29
							ND	12	15	14	41
							Power Play Goals-Att (Sh)				
							Prd	MSU	ND		
							1st	0-1 (1)	0-0 (0)		
							2nd	0-1 (0)	0-1 (2)		
							3rd	0-0 (0)	0-2 (7)		
							Total	0-2 (1)	0-3 (9)		
							Penalties-Minutes by Prd				
							Prd	MSU	ND		
							1st	0-0	2-4		
							2nd	1-2	0-0		
							3rd	2-4	0-0		
							Total	3-6	2-4		
							Three stars:				
							1. Lethemon, John				
							2. Lambdin, Logan				
							3. Colin Theisen				
							Officials:				
							Referee: Stephen McInchak				
							Referee: Colin Kronforst				
							Linesman: Nick Huff				
							Linesman: Robert Shintani				

GOALTENDERS

##	Michigan State	Dec	Min	GA	1	2	3	Saves	##	Notre Dame	Dec	Min	GA	1	2	3	Saves
31	Lethemon, John	W	60:00	1	12	14	14	40	32	Cale Morris	L	56:02	3	11	9	6	26
									EMPTY NET								
									3:58 0 0 0 0 0								

PENALTY SUMMARY

Prd	Player	Team	Min/Offense	Time	Prd	Player	Team	Min/Offense	Time		
1st	Colin Theisen	ND	2.Interference	07:53	PP	3rd	Cesana, Dennis	MSU	2.Hooking	09:56	PP
1st	Nick Levermann	ND	2.Cross-Checking	19:01	PP	3rd	Rosburg, Jerad	MSU	2.Hooking	15:12	PP
2nd	Lambdin, Logan	MSU	2.Elbowing	10:53	PP						

Win-Lethemon, John (15-13-1). Loss-Cale Morris (11-12-6).

Referee's signature _____

Hockey Game Box Score (Final) Michigan State vs Notre Dame (Feb 29, 2020 at Notre Dame, Ind.)

Michigan State (15-17-2, 11-11-2-0) vs. Notre Dame (14-13-7, 9-9-6-4)
Date: Feb 29, 2020 • Location: Notre Dame, Ind. • Arena: Compton Family Arena
Attendance: 5355 • Start time: 7:10 pm • End time: 8:56 pm • Total time: 2:46

Prd	Time	Team	Scored by	Assists	Vis. on ice	Home on ice	Goals by Period					
1	2	3	Tot				1	2	3	Tot		
1	2nd 05:41	MSU	EV Lambdin, Logan/7	Cesana, Dennis/15 Lambdin, Logan/9	71,22,20,23,57	5,6,13,15,16	MSU	0	1	1	2	
2	3rd 02:28	MSU	EV Nodler, Josh/3	Joshua, Jagger/5 Graham Slaggett/5	20,71,23,12,44	15,16,26,4,24	ND	0	0	2	2	
3	3rd 15:12	ND	EV Alex Steeves/10	Graham Slaggett/16 Cal Burke/14	9,10,12,20,44	16,18,24,2,20	Shots by Period					
4	3rd 16:57	ND	EV Cam Morrison/11	Michael Graham/15	11,12,16,24,44	26,11,15,2,24	Team	1	2	3	Tot	
TEAM SUMMARY							MSU	7	12	3	24	
							ND	15	4	16	2	37
							Power Play Goals-Att (Sh)					
							Prd	MSU	ND			
							1st	0-1 (1)	0-0 (0)			
							2nd	0-1 (0)	0-1 (2)			
							3rd	0-0 (0)	0-2 (7)			
							Total	0-2 (1)	0-3 (9)			
							Penalties-Minutes by Prd					
							Prd	MSU	ND			
							1st	0-0	2-4			
							2nd	1-2	0-0			
							3rd	2-4	0-0			
							Total	3-6	2-4			
							Three stars:					
							1. Lethemon, John					
							2. Lambdin, Logan					
							3. Colin Theisen					
							Officials:					
							Referee: Stephen McInchak					
							Referee: Colin Kronforst					
							Linesman: Nick Huff					
							Linesman: Robert Shintani					

GOALTENDERS

##	Michigan State	Dec	Min	GA	1	2	3	OT	Saves	##	Notre Dame	Dec	Min	GA	1	2	3	OT	Saves
31	Lethemon, John	T	65:00	2	15	4	14	2	35	32	Cale Morris	T	64:45	2	7	11	2	2	22
											EMPTY NET								
											0:15 0 0 0 0 0 0 0								

PENALTY SUMMARY

Prd	Player	Team	Min/Offense	Time	Prd	Player	Team	Min/Offense	Time		
1st	Cam Morrison	ND	2.High Sticking	12:35	PP	3rd	Muller, Nico	MSU	2.Tripping	06:40	PP
1st	Lambdin, Logan	MSU	2.High Sticking	12:58	PP						

Michigan State-Lethemon, John (15-13-2). Notre Dame-Cale Morris (11-12-7).
Notre Dame wins the shootout 1-0

Referee's signature _____

#1 Dylan St. Cyr

Saves

-- 46 (vs. Denver 10/13/17)

Goals Against

5 (2x - vs. Omaha 10/26/17)

Shutouts (2)

-- vs. Alabama Huntsville 10/7/17 (W, 4-0; 34 saves)

-- vs. RPI 12/1/18 (W, 3-0; 33 saves)

#2 Nate Clurman

Goals: n/a

Assists: 2 (at Wisconsin 11/16/19)

Points: 2 (at Wisconsin 11/16/19)

Multi-Point Games: 1

Point Streak: 2 games (Jan. 24 - pres.; 0-2-2)

Most Recent Goal: n/a

#3 Ryan Carmichael

Goals: n/a

Assists: n/a

Points: n/a

Multi-Point Games: n/a

Point Streak: n/a

Most Recent Goal: n/a

#4 Nick Leivermann

Goals: 2 (at Minnesota 11/1/19)

Assists: 2 (at Bowling Green 11/30/19)

Points: 2 (at Minnesota 11/1/19)

Multi-Point Games: 2

Point Streak: 3 games (Oct. 13 - 25.; 0-2-2)

Most Recent Goal: vs. Minnesota 2/15/20

#5 Matt Hellickson

Goals: 1 (12x - at Michigan 2/21/20)

Assists: 2 (5x - vs. Penn State 12/14/19)

Points: 3 (at Penn State 12/7/18)

Multi-Point Games: 5

Point Streak: 5 games (Oct. 13 - Nov. 2; 2-3-5)

Most Recent Goal: at Michigan 2/21/20

#6 Tory Dello

Goals: 1 (6x - at Michigan 2/22/20)

Assists: 2 (4x - Air Force 10/13/19)

Points: 2 (5x - at Penn State 2/1/20)

Multi-Point Games: 5

Point Streak: 4 games (Feb. 12-23; 0-5-5)

Most Recent Goal: at Michigan 2/22/20

#8 Matt Steeves

Goals: 1 (5x - at Ohio State 1/18/20)

Assists: 1 (6x - at Wisconsin 11/16/19)

Points: 1 (11x - at Ohio State 1/18/20)

Multi-Point Games: N/A

Point Streak: 2 games (twice)

Most Recent Goal: at Ohio State 1/18/20

#10 Cam Burke

Goals: 1 (6x - at Wisconsin 11/16/19)

Assists: 1 (2x - vs. Minnesota 2/14/20)

Points: 1 (8x - vs. Minnesota 2/14/20)

Multi-Point Games: n/a

Point Streak: n/a

Most Recent Goal: at Wisconsin 11/16/19

#11 Cal Burke

Goals: 3 (at Wisconsin 12/9/17 & vs. Mercyhurst 10/12/18)

Assists: 3 (2x - vs. Lake Superior 10/25/19)

Points: 5 (at Omaha 10/20/18)

Multi-Point Games: 15

Point Streak: 7 games (Nov. 17, 2018 - Dec. 31, 2018)

Most Recent Goal: at Penn State 2/1/2

#13 Colin Theisen

Goals: 2 (3x - vs. Air Force 10/13/19)

Assists: 2 (5x - vs. Wisconsin 1/24/20)

Points: 3 (2x - vs. Wisconsin 1/24/20)

Multi-Point Games: 10

Point Streak: 5 games (Oct. 19- Nov. 3, 2017; 3-4-7)

Most Recent Goal: vs. Michigan State 2/28/20

#14 Jesse Lansdell

Goals: 1 (at Wisconsin 11/16/19)

Assists: 1 (6x - at Michigan 2/22/20)

Points: 2 (at Wisconsin 11/16/19)

Multi-Point Games: 1

Point Streak: n/a

Most Recent Goal: at Wisconsin 11/16/19

#15 Michael Graham

Goals: 2 (4x - vs. Wisconsin 2/16/18)

Assists: 3 (at Western Michigan 1/5/20)

Points: 4 (vs. Michigan State 1/25/19)

Multi-Point Games: 9

Point Streak: 3 games (Jan. 18-25, 2019; 6-3-9)

Most Recent Goal: at Penn State 1/31/20

#16 Alex Steeves

Goals: 2 (4x - at Ohio State 1/17/20)

Assists: 3 (vs. Wisconsin 1/25/20)

Points: 4 (vs. Wisconsin 1/25/20)

Multi-Point Games: 7

Point Streak: 5 games (Dec. 8 - Jan. 5; 4-3-7)

Most Recent Goal: vs. Michigan State 2/29/20

#17 Pierce Crawford

Goals: 1 (3x - vs. Ohio State 11/8/19)

Assists: 1 (5x - at Michigan 2/22/20)

Points: 1 (8x - at Michigan 2/22/20)

Multi-Point Games: n/a

Point Streak: 2 games (March 1-2; 0-2-2)

Most Recent Goal: vs. Ohio State 11/8/19

#18 Graham Slaggert

Goals: 1 (7x - at Penn State 2/1/2)

Assists: 1 (10x - vs. Michigan State 2/29/20)

Points: 2 (at Ohio State 1/17/20)

Multi-Point Games: 1

Point Streak: 2 games (Oct. 13 - 25.; 1-1-2)

Most Recent Goal: at Penn State 2/1/2

#19 Mike O'Leary

Goals: 2 (3x - vs. Lake Superior 10/26/19)

Assists: 4 (vs. Michigan State 1/25/19)

Points: 4 (2x - vs. Michigan State 1/25/19)

Multi-Point Games: 10

Point Streak: 5 games (Oct. 11 - Nov. 1; 5-7-12)

Most Recent Goal: at Penn State 1/31/20

#20 Jake Pivonka

Goals: 1 (6x - vs. Bowling Green 11/29/19)

Assists: 2 (at Michigan 11/10/18)

Points: 2 (2x - vs. Lake Superior 10/26/19)

Multi-Point Games: 2

Point Streak: 4 games (Oct. 13 - .)

Most Recent Goal: vs. Bowling Green 11/29/19

#21 Max Ellis

Goals: 1 (vs. Penn State 12/14/19)

Assists: n/a

Points: 1 (vs. Penn State 12/14/19)

Multi-Point Games: n/a

Point Streak: n/a

Most Recent Goal: vs. Penn State 12/14/19

#22 Jack MacNab

Goals: n/a

Assists: n/a

Points: n/a

Multi-Point Games: n/a

Point Streak: n/a

Most Recent Goal: n/a

#24 Spencer Stastney

Goals: 1 (4x - at Michigan 2/22/20)

Assists: 2 (3x - vs. Wisconsin 1/25/20)

Points: 3 (vs. Lake Superior 10/26/19)

Multi-Point Games: 4

Point Streak: 2 games (Jan. 24 - pres.; 0-4-4)

Most Recent Goal: at Michigan 2/22/20

#25 Solag Bakich

Goals: 1 (vs. Ohio State 11/8/19)

Assists: n/a

Points: 1 (vs. Ohio State 11/8/19)

Multi-Point Games: n/a

Point Streak: n/a

Most Recent Goal: vs. Ohio State 11/8/19

#26 Cam Morrison

Goals: 2 (2x - vs. Michigan State 2/23/18)
 Assists: 3 (2x - at Minnesota 11/1/19)
 Points: 3 (4x at at Western Michigan 1/5/20)
 Multi-Point Games: 15
 Point Streak: 5 games (Nov. 27, 2018 - Dec. 8, 2018)
 Most Recent Goal: vs. Michigan State 2/29/20

#27 Trevor Janicke

Goals: 1 (7x - vs. Boston College 12/8/19)
 Assists: 1 (5x - at Penn State 1/31/20)
 Points: 2 (3x - vs. Ohio State 11/8/19)
 Multi-Point Games: 3
 Point Streak: 4 games (Oct. 26 - Nov. 8, 2019.; 4-3-7)
 Most Recent Goal: vs. Boston College 12/8/19

#28 Christian DiCesare

Goals: n/a
 Assists: n/a
 Points: n/a
 Multi-Point Games: n/a
 Point Streak: n/a
 Most Recent Goal: n/a

#29 Charlie Raith

Goals: 1 (2x - vs. Wisconsin 1/25/20)
 Assists: 1 (vs. Ohio State 11/9/19)
 Points: 1 (3x - vs. Wisconsin 1/25/20)
 Multi-Point Games: n/a
 Point Streak: n/a
 Most Recent Goal: vs. Wisconsin 1/25/20

#30 Ryan Bischel

Saves
 -- 33 (vs. Air Force 10/11/19)
Goals Against
 5 (at Bowling Green 11/30/19)
Shutouts (0)
Assists (1)
 -- vs. Wisconsin 1/24/20 (L, 6-4)

#33 Nick Sanford

Saves: n/a
 Goals Against: n/a
 Shutouts: n/a
 Points: n/a

#32 Cale Morris

Saves
 -- 55 (at Penn State 2/3/18)
 -- 49 (vs. Michigan State 1/25/19)
 -- 48 (at Penn State 2/2/18)
 -- 46 (vs. Penn State 3/23/19)
 -- 45 (at Penn State 1/31/20)

-- 44 (vs. Minnesota 11/24/17)
 -- 44 (at Penn State 12/7/18)

Goals Against

6 (vs. Mercyhurst 10/12/18)

Shutouts (10)

-- vs. Penn State 11/11/17 (W, 1-0; 33 saves)
 -- at RPI 11/18/17 (W, 1-0; 25 saves)
 -- vs. Minnesota 11/24/17 (W, 1-0; 44 saves)
 -- at Michigan State 12/2/17 (W, 2-0; 23 saves)
 -- vs. Providence 10/13/18 (W, 3-0; 22 saves)
 -- vs. Boston College 12/31/18 (W, 4-0; 20 saves)
 -- vs. Michigan State 3/8/19 (W, 1-0; 27 saves -- B1G QFinals)
 -- vs. Michigan State 3/9/19 (W, 2-0; 28 saves -- B1G QFinals)
 -- vs. Penn State 12/14/19 (W, 3-0; 37 saves)
 -- at Michigan 2/22/20 (W, 3-0; 19 saves)

Assists (2)

-- at RPI 11/17/17 (W, 4-1)
 -- vs. RPI 11/30/18 (W, 5-1)

Cale Morris 2019-20 Game-by-Game

Date	Opponent	Score	Minutes	GA	GAAvg	Saves	Save%	W	L	T	PP	SH	EN	PN	SO
Oct 26, 2019	LAKE SUPERIOR STATE	6-4	60:00	4	4.00	29	.879	1	0	0	1	0	0	0	0
Nov 01, 2019	at Minnesota	2-2	65:00	2	2.88	23	.897	1	0	1	0	0	0	0	0
Nov 02, 2019	at Minnesota	5-3	60:00	3	2.92	24	.894	2	0	1	0	0	0	0	0
Nov 08, 2019	OHIO STATE	3-2	63:59	2	2.65	25	.902	3	0	1	0	0	0	0	0
Nov 09, 2019	OHIO STATE	2-1	59:38	1	2.33	24	.912	4	0	1	0	0	0	0	0
Nov 15, 2019	at Wisconsin	0-3	58:29	2	2.29	32	.918	4	1	1	2	0	0	0	0
Nov 16, 2019	at Wisconsin	5-4	61:58	4	2.52	31	.913	5	1	1	1	0	0	0	0
Nov 22, 2019	at Michigan State	1-1	64:25	1	2.31	18	.916	5	1	2	0	0	0	0	0
Nov 23, 2019	at Michigan State	2-3	59:14	3	2.39	26	.913	5	2	2	0	0	0	0	0
Nov 29, 2019	BOWLING GREEN	2-5	40:00	4	2.63	17	.905	5	3	2	1	0	0	0	0
Dec 06, 2019	at Boston College	0-4	60:00	4	2.76	22	.900	5	4	2	1	1	0	0	0
Dec 08, 2019	BOSTON COLLEGE	1-6	50:53	6	3.07	21	.890	5	5	2	2	0	0	0	0
Dec 13, 2019	PENN STATE	2-4	58:46	3	3.07	36	.894	5	6	2	1	0	0	0	0
Dec 14, 2019	PENN STATE	3-0	60:00	0	2.85	37	.903	6	6	2	0	0	0	0	0
Jan 03, 2020	WESTERN MICHIGAN	1-1	65:00	1	2.70	42	.911	6	6	3	0	0	0	0	0
Jan 05, 2020	at Western Michigan	4-1	60:00	1	2.60	40	.916	7	6	3	1	0	0	0	0
Jan 10, 2020	MICHIGAN	0-3	58:57	2	2.56	15	.915	7	7	3	1	0	0	0	0
Jan 11, 2020	MICHIGAN	1-3	58:59	2	2.53	32	.917	7	8	3	1	0	0	0	0
Jan 17, 2020	at Ohio State	4-4	65:00	4	2.60	27	.914	7	8	4	1	0	0	0	0
Jan 18, 2020	at Ohio State	1-2	58:25	2	2.57	14	.913	7	9	4	1	0	0	0	0
Jan 24, 2020	WISCONSIN	4-6	43:18	5	2.73	19	.908	7	10	4	2	0	0	0	0
Jan 25, 2020	WISCONSIN	5-2	60:00	2	2.69	35	.910	8	10	4	1	1	0	0	0
Jan 31, 2020	at Penn State	3-3	64:56	3	2.70	45	.912	8	10	5	0	0	0	0	0
Feb 01, 2020	at Penn State	4-2	60:00	2	2.67	23	.913	9	10	5	0	0	0	0	0
Feb 14, 2020	MINNESOTA	3-3	65:00	3	2.67	31	.912	9	10	6	0	0	0	0	0
Feb 15, 2020	MINNESOTA	1-2	58:30	2	2.65	24	.913	9	11	6	1	0	0	0	0
Feb 21, 2020	at Michigan	2-1	60:00	1	2.59	34	.915	10	11	6	0	0	0	0	0
Feb 22, 2020	at Michigan	3-0	60:00	0	2.49	19	.917	11	11	6	0	0	0	0	0
Feb 28, 2020	MICHIGAN STATE	1-3	56:02	3	2.52	26	.917	11	12	6	0	0	0	0	0
Feb 29, 2020	MICHIGAN STATE	2-2	64:45	2	2.49	22	.917	11	12	7	0	0	0	0	0
Totals			1781:14	74	2.49	813	.917	11	12	7	18	2	0	0	0



1

DYLAN ST. CYR

Jr., Goaltender
Northville, MI



2

NATE CLURMAN

So., Defenseman
Boulder, CO



3

RYAN CARMICHAEL

Fr., Defenseman
Greenwich, CT



4

NICK LEIVERMANN

So., Defenseman
Eden Prairie, MN



5

MATT HELLICKSON


Jr., Defenseman
Rogers, MN



6

TORY DELLO

Sr., Defenseman
Crystal Lake, IL



8

MATT STEEVES

Jr., Forward
Eden Prairie, MN



10

CAM BURKE

So., Forward
Boxborough, MA



11

CAL BURKE


Sr., Forward
Boxborough, MA



13

COLIN THEISEN

Jr., Forward
Monroe, MI



14

JESSE LANSDELL


Fr., Forward
Surrey, British Columbia



15

MICHAEL GRAHAM

So., Forward
Eden Prairie, MN



16

ALEX STEEVES

So., Forward
Eden Prairie, MN



17

PIERCE CRAWFORD

Jr., Forward
Park Ridge, IL



18

GRAHAM SLAGGERT

So., Forward
South Bend, IN



19

MIKE O'LEARY

Sr., Forward
Halifax, Nova Scotia



20

JAKE PIVONKA

So., Forward
Naperville, IL



21

MAX ELLIS

Fr., Forward
Canton, MI



22

JACK MACNAB

Fr., Forward
Indianapolis, IN



24

SPENCER STASTNEY

So., Defenseman
Mequon, WI



SOLAG BAKICH
Fr., Forward
Dallas, TX



CAM MORRISON
Sr., Forward
Aurora, Ontario



TREVOR JANICKE
Fr., Forward
Maple Grove, MN



CHRISTIAN DICESARE
Fr., Defenseman
Morristown, NJ



CHARLIE RAITH
So., Defenseman
Winnetka, IL



RYAN BISCHEL
Fr., Goaltender
Medina, MN



CALE MORRIS
Sr., Goaltender
Larkspur, CO



NICK SANFORD
Jr., Goaltender
Morristown, NJ



JEFF JACKSON
Head Coach



PAUL POOLEY
Associate Head Coach



ANDY SLAGGERT
Associate Head Coach



NICK SIERGIEJ
Coordinator of
Hockey Operations



RON GROVE
Equipment Specialist



KEVIN RICKS
Athletic Trainer




TONY ROLINSKI
Strength and
Conditioning Coach



KYLE LAWSON
Volunteer
Assistant Coach



JACK CEGLARSKI
Hockey Operation Intern



**REV. JOHN CONLEY,
C.S.C.**
Team Chaplain