



NOTRE DAME

WOMEN'S BASKETBALL

FIGHTING IRISH MEDIA

Primary Women's Basketball Contact

Josh Bates @Josh13Bates	jbbates2@nd.edu 574-310-9954
-----------------------------------	---------------------------------

ACC TOURNAMENT - 1ST ROUND

PITT (4-25, 1-17)

2019-20 RESULTS (13-17, 8-10)

Date	Opponent	TV	Time/Result
N5	at Fordham	ESPN+	W, 60-55
N8	Loyola Maryland	ACCNX	W, 84-60
N11	(RV/RV) Tennessee	ESPN2	L, 74-63
N14	#16/21 Michigan State	ACCN	L, 72-69
N20	Toledo	ACCNX	W, 54-51
N23	at #21/19 Michigan	BTN+	W, 76-72
N28	FGCU +	Flo Stream	L, 69-60
N29	South Dakota State +	Flo Stream	L, 65-59
N30	#21/20 USF +	Flo Stream	W, 67-51
D4	(RV/RV) Minnesota ^	ACCN	L, 75-67
D8	at #4/4 UConn &	ESPN	L, 81-57
D11	#16/15 DePaul	ACCN	L, 105-94
D29	Clemson *	RSN	L, 71-55
J2	at Pittsburgh *	ACCNX	W, 60-52
J5	at Syracuse *	ACCN	L, 74-63 (OT)
J9	Boston College *	ACCNX	L, 75-65
J12	#9/8 NC State *	ACCN	L, 90-56
J16	at Duke *	ACCN	L, 50-47
J19	Miami *	ACCN	W, 76-53
J26	at Virginia *	ACCNX	L, 90-60
J30	#5/4 Louisville *	ESPNNews	L, 86-54
F2	at Georgia Tech *	ACCN	W, 59-51
F6	at Wake Forest *	ACCNX	W, 75-71
F9	Pittsburgh *	ACCN	W, 74-52
F13	at Boston College *	ACCNX	L, 56-55
F16	at #9/9 Louisville *	ACCN	L, 82-49
F20	Virginia Tech *	RSN	L, 68-62
F23	Syracuse *	ACCN	W, 72-70
F27	North Carolina *	ACCNX	W, 83-65
M1	at #19/22 Florida State *	ACCN	W, 70-67
M4	Pitt #	RSN	3:30 pm
M20-23	NCAA 1st & 2nd Rounds		
M27-30	NCAA Regional Round		
A3-5	NCAA Final Four		

@ - Exhibition

+ - Cancun Challenge

^ - ACC/Big Ten Challenge

& - Jimmy V Classic | Hartford, Connecticut

* - Atlantic Coast Conference game

- ACC Tournament (Greensboro, N.C.)

! - NCAA Championship

GAME INFO

	Wednesday, March 4 3:30 p.m. ET	Greensboro, N.C. Greensboro Coliseum
	RSN	Tom Werme, Debbie Antonelli, Kelley Deyo
	Pulse FM 96.9 /92.1/103.1	Tony Simeone, Karen Keyes
	Follow the live stats on UND.com	
	@NDWBB #GoIrish	

THE SERIES

vs Pitt	ND leads, 29-3	Last: ND won, 74-52, at home, on 2/9/20	Streak: W12
Neutral	Tied, 1-1	Last: ND lost, 64-53, on 3/9/08, in Big East Tournament	Streak: L1

THE COACHES

	Head Coach	At School	Overall
ND	Muffet McGraw	848-251 (33rd year)	936-292 (38th year)
Pitt	Lance White	15-45 (2nd year)	Same

BY THE NUMBERS

10,230	The record breaking career amount of points lost with last year's starting five
936	Coach McGraw Career Wins
848	Coach McGraw wins at Notre Dame
234	Consecutive weeks ranked in the AP Poll before ND dropped out in week two (dated back to 2007-08 season) - ranked as the 3rd best active streak behind UConn and Baylor
94.4	Percent of the offense lost from last year (includes transfers and Prohaska)
91-5	Notre Dame's record in ACC play before this season. Now 99-15
67	NCAA Tournament wins - 4th most in Division I
33	Charges taken by Marta Sniezek - program record
31	Points scored by Brunelle vs. DePaul on Dec. 11 - ties most by a freshman in ND history
27	Total conference championships
24	straight NCAA Championship appearances - fourth longest active streak & fifth longest all-time
22	Different All-Americans
18.1	ppg from Destinee Walker in the month of February - ranked as 5th best in the ACC.
17-1	ACC Tournament record in six years in the league
14.1	Brunelle's scoring average leads all freshmen in the ACC. Gilbert ranks 2nd with her 13.4 ppg.
11	30-win seasons in program history
9	Final Four appearances - ranks as fifth most
8	20-point games for Walker
7	made three-pointers by Brunelle in regular season finale at FSU - tied freshman record and 2nd most overall // NCAA Title game appearances - 1 of 4 schools to do so (Tennessee, UConn and La Tech)
3	National ranking for Notre Dame's 2020 recruiting class - the highest in Coach McGraw's tenure
2	National Titles - Notre Dame is the seventh program with multiple national championships
1	Naismith Hall of Fame Coach

NOTRE DAME ROSTER

No.	Name	Position	Height	Year	Hometown	Previous School
1	Kristin Baer	F	6-2	Gr.	San Jose, Calif.	St. Francis
2	Kaitlin Cole	G	5-10	Sr.	Toledo, Ohio	Sylvania Northview
3	Maggie Murdock	G	5-8	So.	Glencoe, Ill.	New Trier
5	Cate Murdock	G	5-8	So.	Glencoe, Ill.	New Trier
10	Katlyn Gilbert	G	5-10	So.	Indianapolis, Ind.	Heritage Christian
12	Abby Prohaska	G	5-10	So.	Liberty Township, Ohio	Lakota West
13	Marta Sniezek	G	5-8	Gs.	McLean, Va.	Stanford
20	Nicole Benz	G	5-8	Jr.	Valencia, Calif.	William S. Hart
21	Anaya Peoples	G	5-10	Fr.	Danville, Ill.	Schlarman
22	Danielle Cosgrove	F	6-4	So.	Holbrook, N.Y.	Sachem East
24	Destinee Walker	G	5-10	Gr.	Orlando, Fla.	North Carolina
30	Mikayla Vaughn	C	6-3	Jr.	Philadelphia, Penn.	Paul VI/Friends' Central
33	Sam Brunelle	F	6-2	Fr.	Ruckersville, Va.	William Monroe
40	Katie Keyes	F	5-11	Fr.	Ridgewood, N.J.	Ridgewood

Karen & Kevin Keyes Women's Basketball Head Coach	Muffet McGraw	Saint Joseph's '77	33rd Season / 38th Overall
Associate Head Coach	Carol Owens	Northern Illinois '90	19th Season
Associate Head Coach	Beth Cunningham	Notre Dame '97	8th Season
Assistant Coach	Michaela Mabrey	Notre Dame '16	1st Season
Director of Operations	Angie Potthoff	Penn State '97	1st Season
Video Coordinator	James Spinelli	Temple '14	2nd Season
Sport Administrator	Katie Capps	Western Kentucky '02	5th Season

AT THE HELM

Karen and Kevin Keyes head coach Muffet McGraw completed her 32nd season at the helm of the Irish (848-251) and 37th year overall as a head coach (936-292). With 936 career wins, McGraw ranks seventh all-time among Division I coaches. McGraw also ranks fifth among active coaches, trailing Tara VanDerveer, Geno Auriemma, Barbara Stevens and Vivian Stringer.

McGraw is also just one of five coaches (men's or women's basketball) in NCAA Division I history with over 900 wins, nine Final Fours and multiple national championships. The prestigious list includes Pat Summitt, Geno Auriemma, Tara VanDerveer and Duke men's coach Mike Krzyzewski.

In September of 2017, McGraw was enshrined into the Naismith Memorial Basketball Hall of Fame, becoming the 32nd woman ever to do so and 13th female coach.

Coach McGraw boasts nine Final Fours (third behind Auriemma and Summitt), seven NCAA title game appearances and the third most NCAA Tournament wins with 67. Coach McGraw is also the sixth different coach with multiple NCAA titles, joining Auriemma, Summitt, Linda Sharp, Tara VanDerveer and Kim Mulkey.

Finally, against the very school in which she began her head coaching career, Coach McGraw joined the 900-win club when the Irish defeated Lehigh on Dec. 30, 2018.

McGraw became the fourth fastest Division I coach to reach the 900 win milestone, doing so in 1,172 games:

Geno Auriemma	1,034 games
Pat Summitt	1,072 games
Tara VanDerveer	1,104 games

NCAA HISTORY

Notre Dame wrapped its 26th NCAA Championship appearance and 24th in a row. Their 24 straight appearances are the fourth longest active streak in the country and fifth best all-time.

Most Consecutive NCAA Berths

No.	School	Streak	Years
1.	Tennessee	38	1982-2019*
2.	Stanford	32	1988-2019*
3.	UConn	31	1989-2019*
4.	Louisiana Tech	25	1982-2011
5.	Notre Dame	24	1996-2019*

* denotes active streak

The Irish are 67-24 all-time in the NCAA Tournament, as their 67 wins rank fourth all-time.

Notre Dame joins Louisiana Tech, USC and Stanford with two NCAA titles behind UConn (11), Tennessee (8) and Baylor (3).

Notre Dame is one of three schools (Tennessee & UConn) to reach seven NCAA Title games. Their nine Final Four appearances are the fifth-most of any school behind Tennessee (18), UConn (18), Stanford (13) and La Tech

PRONUNCIATION

Katlyn Gilbert	Kate-lyn
Anaya Peoples	Uh-nay-uh
Abby Prohaska	Pro-hask-kuh
Marta Sniezek	Sneeze-ick

TEAM INFORMATION

Conference	Atlantic Coast
Home Arena (Capacity)	Purcell Pavilion (9,149)
Starters Returning/Lost	0/5
Total Returning/Lost	6/8
Newcomers	4
First Season	1977-78
Full Seasons	41
All-Time Record	1,012-350 (.743)
NCAA Appearances/Record	26 / 67-24 (.736)
First/Last NCAA Appearance	1992 / 2018
ACC Member	2013-14 - present
ACC Regular Season	99-15 (.868)
ACC Tournament	17-1 (.933)
ACC Tournament Championships	5 (2014-17, 19)

NATIONAL RANKINGS

2019-20 AP TOP 25
(Week 18)

1. South Carolina
2. Baylor
3. Oregon
4. Louisville
5. UConn
6. Maryland
7. Stanford
8. UCLA
9. Mississippi St
10. NC State
11. Northwestern
12. Gonzaga
13. Arizona
14. Oregon St
15. Texas A&M
16. Kentucky
17. South Dakota
18. DePaul
19. Iowa
20. Indiana
21. Princeton
22. Florida St
23. Missouri St
24. Arizona St
25. Arkansas

Receiving Votes:

Duke 16, Rutgers 10, Old Dominion 7, Central Michigan 7, TCU 6, Virginia Tech 4, Marquette 4, Texas 2, James Madison 2, Tennessee 2, LSU 2, Florida Gulf Coast 1

2019-20 USA TODAY COACHES
(Week 17)

1. South Carolina
2. Baylor
3. Oregon
4. UConn
5. Louisville
6. Stanford
7. Maryland
8. UCLA
9. Mississippi St
10. Gonzaga
11. NC State
12. South Dakota
13. Arizona
14. Texas A&M
15. DePaul
16. Kentucky
17. Missouri St
18. Oregon St
19. Northwestern
20. Iowa
21. Princeton
22. Florida St
23. FGCU
24. Indiana
25. TCU

Receiving Votes:

Arizona State 30, Arkansas 29, Central Michigan 24, Old Dominion 3, Ohio State 2, Stony Brook 2, Troy 2, Duke 1, Coastal Carolina 1, Drexel 1

NOTRE DAME ACC STATS

Team Stats	ACC Only (Rk)	All Games (Rk)
Scoring Offense	63.1 (10)	64.8 (10)
Scoring Defense	67.9 (12)	68.4 (14)
Scoring Margin	-4.9 (12)	-3.6 (13)
FT Percentage	.724 (5)	.682 (10)
FG Percentage	.384 (12)	.403 (9)
FG Pct. Defense	.387 (4)	.386 (8)
3-FG Percentage	.296 (10)	.272 (15)
3-FG Pct. Defense	.258 (1)	.277 (3)
Rebounding Offense	38.6 (5)	37.5 (14)
Rebounding Defense	42.8 (14)	43.2 (15)
Rebounding Margin	-4.2 (14)	-5.7 (15)
Blocked Shots	3.6 (8)	3.6 (9)
Assists	15.8 (2)	15.0 (2)
Steals	8.3 (3)	8.4 (3)
Turnover Margin	-0.8 (10)	-0.1 (9)
Assist/TO Ratio	0.9 (6)	0.9 (9)
Offensive Rebounds	12.4 (8)	11.4 (14)
Defensive Rebounds	26.2 (3)	26.1 (9)
3-FG Made	4.7 (11)	4.1 (15)

INDIVIDUAL ACC STATS

Individual Leaders	Stat	ACC (Rk)	All (Rk)
Katlyn Gilbert	Assists	3.4 (12)	
	Steals	1.9 (5)	1.9 (4)
Destinee Walker	Scoring	15.5 (9)	14.5 (12)
	FT%	.779 (12)	.754 (9)
	Minutes		35.3 (8)
Sam Brunelle	Scoring		14.1 (15)
	3PT FG	2.4 (6)	1.9 (10)
	FG%	.385 (14)	.399 (15)
Marta Sniezek	Assists	5.5 (2)	5.6 (2)
	Steals	1.7 (11)	1.8 (6)
	A/TO Ratio	1.4 (8)	1.4 (12)
	Minutes	36.1 (9)	36.3 (4)
Mikki Vaughn	Blocks	1.6 (6)	
	O-Reb	2.8 (6)	
*Time of Injury Anaya Peoples	Rebounds	7.6 (8)	8.1 (11)
	FG%		.457 (7)
	Steals	2.4 (6)	1.9 (5)
	O-Reb	3.2 (5)	2.7 (11)
	D-Reb		5.4 (13)

(10).

The Irish have reached 10 Elite Eights. In fact, Notre Dame and UConn are the only teams to reach the Elite Eight eight times in the last nine years. Yet, the Irish have been more successful than any other regularly-appearing school at that stage, as their .900 winning percentage (9-1) is the best of any program to play in at least five Elite Eights.

Best Elite Fight Winning % (Min. Five App.)

No.	School	Record	Pct.
1.	Notre Dame	9-1	.900
2.	UConn	20-5	.800
3.	Stanford	13-7	.650
4.	Tennessee	18-10	.643

Finally, Notre Dame has advanced to 17 Sweet 16s. The Irish are one of four schools to make the last 10 straight Sweet 16s, joining UConn, Stanford and Baylor.

ACC TOURNAMENT - NEW PERSPECTIVE

For the first time in the seven years in which Notre Dame has been in the league, the Irish will not receive a double-bye and will also have to play on the first day of the tournament.

The Irish are 17-1 all-time in the ACC Tournament and have claimed the conference tourney crown an impressive five times (lone year they did not was the 2018 national championship season).

Notre Dame's first three opponents are set in Pitt, Georgia Tech and N.C. State. The Irish swept the regular season series against the Panthers and earned a 59-51 victory at Georgia Tech back on Feb. 2. The Irish are hoping to get to the point for a rematch with N.C. State, who defeated them 90-56 at home back on Jan. 12.

"WE ARE ON A ROLL"

Coach McGraw shouted those words to an excited locker room after the Irish upset No. 19 Florida State to end the regular season. ESPN writer Mechelle Voepel tweeted, "So @ndwbb wins three in a row to end regular season ... Irish potentially have become a scary team for some of the favorites to face in @accwbb tournament."

The Irish seem to be clicking at the right time, heading into the ACC Tournament the winners of three straight with a 6-3 mark over their last nine games.

Over the last three contests, Notre Dame is averaging 75.0 ppg on 48.9 percent shooting (up from its 40.3 season average). ND's three-point shooting has particularly gotten hot, averaging 6.7 made threes/game on 41.7 percent shooting from deep (up from its season average of 27.2).

During the streak, Brunelle is averaging a team best 21.0 ppg on 45.1 percent shooting (23-51), with a 12-for-27 mark from three (.444). Her rebounding average

ACC

	Team	ACC Record	Overall Record
1.	Louisville	16-2	27-3
2.	NC State	14-4	25-4
3.	Duke	12-6	18-11
4.	Florida State	11-7	22-7
5.	Virginia Tech	11-7	21-8
6.	Boston College	11-7	18-11
7.	Georgia Tech	10-8	19-10
8.	Syracuse	9-9	15-14
9.	Virginia	8-10	13-16
10.	Notre Dame	8-10	13-17
11.	Miami	7-11	15-14
12.	North Carolina	7-11	16-13
13.	Wake Forest	7-11	14-15
14.	Clemson	3-15	7-22
15.	Pitt	1-17	4-25

2020 ALL-ACC

BLUE RIBBON PANEL	
First Team	Honorable Mention
Haley Gorecki, Duke	Francesca Pan, GT
Kiah Gillespie, FSU	Aislinn Konig, NC State
Nicki Ekhomu, FSU	Taylor Koenen, UNC
Dana Evans, Louisville	Destinee Walker, ND
Jazmine Jones, Louisville	Taja Cole, VT
Kylee Shook, Louisville	
Elissa Cunane, NC State	All-Freshman Team
Janelle Bailey, UNC	Amari Robinson, Clemson
Kiara Lewis, Syracuse	Jakia Brown-Turner, NC State
Jocelyn Willoughby, Virginia	Malu Tshitenge, UNC
	Sam Brunelle, ND
Second Team	Katlyn Gilbert, ND
Emma Guy, Boston College	Anaya Peoples, ND
Taylor Soule, Boston College	Dayshyanette Harris, Pitt
Leaonna Odom, Duke	Elizabeth Kitley, VT
Aisha Sheppard, VT	
Ivana Raca, Wake Forest	
COACHES PANEL	
First Team	Honorable Mention
Haley Gorecki, Duke	Taylor Soule, Boston College
Kiah Gillespie, FSU	Janelle Bailey, UNC
Nicki Ekhomu, FSU	Taylor Koenen, UNC
Dana Evans, Louisville	
Jazmine Jones, Louisville	
Elissa Cunane, NC State	
Emma Guy, Boston College	All-Freshman Team
Kiara Lewis, Syracuse	Amari Robinson, Clemson
Jocelyn Willoughby, Virginia	Jakia Brown-Turner, NC State
Aisha Sheppard, VT	Malu Tshitenge, UNC
	Sam Brunelle, ND
Second Team	Katlyn Gilbert, ND
Leaonna Odom, Duke	Dayshyanette Harris, Pitt
Francesca Pan, GT	Elizabeth Kitley, VT
Kylee Shook, Louisville	Jada Boyd, NC State
Aislinn Konig, NC State	
Ivana Raca, Wake Forest	

NCAA NATIONAL RANKINGS

Statistic	Nat'l Rank	Conf Rank	Value	National Leader	Value
Assists/Game	57	2	15.0	Baylor	22.6
3PT FG Defense	29	3	.277	Old Dominion	.234
Turnovers Forced	91	2	17.6	Alcorn	26.6
Statistic	Player	Nat'l Rank	Value	National Leader	Value
Assists/Game	Marta Sniezek	16	5.6	Sabrina Ionescu, Oregon	9.1
FG Attempts	Katlyn Gilbert	42	428	Dyaisha Fair, Buffalo	529
Minutes/Game	Marta Sniezek	45	36.3	Rose Caverly, Vermont	39.4

is also up at 7.3.

Speaking of stepping up during the streak, enter Marta Sniezek, who is averaging 6.9 points on 21-of-37 (.568) shooting. Sniezek was clutch in the win over No. 19 Florida State, scoring eight of her 10 points in the fourth quarter, including the eventual game-winner with 41 seconds left.

3 ROOKIES, 3 ALL-FRESHMAN TEAM NODS

Three Notre Dame women's basketball rookies, three ACC All-Freshman Team selections in Anaya Peoples, Sam Brunelle and Katlyn Gilbert. The awards marked the second time in program history in which Notre Dame nabbed three all-freshman team selections – prior was 2007 in the Big East with Erica Williamson, Melissa Lechlitner and Ashley Barlow.

Now, Peoples was arguably the early favorite for ACC Rookie of the Year. At the time of her injury she led all ACC freshmen in rebounds (8.1), shooting percentage (.457) and steals (1.9), and ranked second in points (12.6).

Brunelle and Gilbert lead all ACC freshmen in scoring, averaging 14.1 and 13.4 ppg, respectively. Among freshmen at power-five schools, Brunelle's and Gilbert's scoring average ranks 6th & 7th, respectively.

Brunelle leads all ACC freshmen in the Points + Assists + Rebounds/Game category at 21.6. Furthermore, there are only seven players total in the ACC, counting Sam, who average at least 13 points, 6 rebounds & 1.5 assists. Lastly, Brunelle's six 20+ scoring games leads all freshmen in the ACC.

When looking at double-digit scoring games, Gilbert leads ACC freshmen with 24. She also leads all ACC freshmen in assists/game, where she averages 2.6.

Next, there only three freshmen pairs in all of Division-I to both average 13.0 ppg or higher --> ND's Brunelle and Gilbert, Fresno State's Haley & Hanna Cavinder and UTSA's Mikayla Woods & Adryana Quezada

DESTINEE IS COMING BACK!

Just days before the ACC Tournament, the NCAA office approved Destinee Walker's waiver for a sixth year of eligibility. Walker, who leads the Irish in scoring this season at 14.5 ppg, and was just named an All-ACC Honorable Mention, will look to lead a strong young nucleus of Irish next season.

GILBERT IN ELITE COMPANY

Only two players in all of the ACC average at least 13 points, 2.5 assists, 1.9 steals and four rebounds: Gilbert and Duke's Haley Gorecki. Only 6 players total among Power-5 schools. In fact, in all of Division I freshmen – just Gilbert and Buffalo's Dyaisha Fair.

CAREER DAY FOR BRUNELLE FROM THREE

Brunelle has certainly found her long-range touch and it showed in the win at No. 19 Florida State. Brunelle connected on a career best 7-of-11 from beyond the arc, tying the single-game freshman record. It also tied for the second most overall for a single game in ND history.

The last Irish player to knock down seven treys - Marina Mabrey vs. Texas A&M on March 24, 2018, in Spokane, Washington.

Brunelle finished the game with 25 points. Add that to her 23-point effort vs. UNC, and espnW came calling with its National Player of the Week award.

ND FRESHMEN STACKING UP HISTORICALLY

Brunelle and Gilbert (by eligibility) are on pace to etch their names in the Notre Dame freshmen record books,

as both could end up in the top-10 scoring-average list. Peoples finished with 12.6 ppg, so just outside the top-10.

AS A FRESHMAN

Player	Average	Season
1. Beth Morgan	17.9	1993-94
2. Shari Matvey	17.6	1979-80
3. Sam Brunelle	14.1	2019-20
4. Alicia Ratay	14.0	1999-00
5. Skylar Diggins	13.8	2009-10
5. Jacqueline Batteast	13.8	2001-02
5. Brianna Turner	13.8	2014-15
8. Katlyn Gilbert	13.4	2019-20
9. Mary Beth Schueth	13.0	1981-82
10. Courtney LaVere	12.8	2002-03

In addition, Peoples' rebounding effort this year (8.1 rpg) would place her third all-time on the freshmen list, ranking behind Shari Matvey (10.2) and Mary Beth Schueth (9.1).

FULFILLING HER DESTINEE

What a February for Walker - eight games, eight double-digit scoring performances. Walker posted the fifth best scoring average in February with her 18.1 ppg. When further looking at February-only stats - she shot 41.7 percent from the field and 31-of-38 from the free-throw line (.816). She recorded three straight games with 20+ points from Feb. 6-13, totaling 69 points.

4TH QUARTER SURGES

Big part of Walker's February success was her fourth quarter surges. Walker went 5-of-10 in the fourth vs. Virginia Tech, scoring 12 of her 19 points. She helped cut what was a 22-point deficit to five points with 11 seconds left.

She tallied eight of her 24 points in the fourth vs. Pitt.

After sitting with two points at the half at Wake Forest, Walker willed the Irish to victory by scoring 12 points in the third and 10 points in the fourth.

Notable mention: Walker almost single-handedly won the game in Boston College (2/13), pouring in 21 points, including a go-ahead basket with 1.2 seconds on the clock.

THREE'S BY A FRESHMAN

Brunelle enters the ACC Tournament with 56 made three-pointers on the year - that number surpassed her position coach Beth Cunningham (46) for second most in a freshman season. She trails only Irish great Alicia Ratay at 73.

HEATING UP FROM THREE

Sam Brunelle struggled early on, going 13-of-68 (.191) from beyond the arc over the first 14 games. However,

NOTRE DAME'S RECORD WHEN ...

Day of the Week	
Sunday	5-6
Monday	0-1
Tuesday	1-0
Wednesday	1-2
Thursday	3-7
Friday	1-1
Saturday	2-0

Time of Game	
Day games (before 6 pm local time)	7-8
Night games (6 pm or later local time)	6-9

Location	
Home games	6-9
Road games	6-6
Neutral site	1-2

Halftime Score	
Leading at the half	8-3
Tied at the half	0-1
Trailing at the half	5-13

Individual Scoring	
Two or fewer double-figure scorers	0-6
Three double-figure scorers	5-7
Four double-figure scorers	8-4
Five or more double-figure scorers	

Rebounding margin	
More rebounds than opponent	6-4
Same number of rebounds	0-1
Fewer rebounds than opponent	7-12

Field goal shooting	
Shot higher percentage than opponent	13-6
Shot same percentage as opponent	
Shot lower percentage than opponent	0-11
Shot 45% or better	9-4
Shoot less than 45%	4-13
Hold opponent under 40%	12-5

Free-throw margin	
Make more free-throws than opponent	7-8
Make same number of free-throws	1-2
Make fewer free-throws than opponent	5-7

Turnovers	
Commit fewer turnovers	5-7
Commit same number of turnovers	4-1
Commit more turnovers	4-9

Uniform Combinations	
White jerseys with gold	3-1
White jerseys with green trim	3-5
White jerseys with navy trim	0-4
Blue jerseys	6-7
White jerseys with pink trip	1-0

Miscellaneous	
Vs. top-25	3-6
Vs. top-10	0-4
When ranked higher	2-2
When ranked lower	3-5
On commercial tv	5-12
In overtime games	

Margin of Victory	
1-5 points	6-3
6-10 points	2-5
11-15 points	0-3
16-20 points	2-1
21+ points	3-5

Month	
November	5-4
December	0-4
January	2-6
February	5-3
March	1-0
April	

over the last 16 games of the regular season it's been a different story, converting 43-of-112 (.384). In addition, she averaged 2.4 threes in ACC play, which ranked 6th.

DESTINEE - 20 POINT GAMES

For the first time of her career, Walker achieved three straight games with 20+ points from Feb. 6-13. Walker totaled 69 points in said span, averaging 23.0 ppg.

All-in-all, she leads the Irish in 20+ scoring performances with eight, which also sets a new career best - previous was four set her sophomore year at UNC (2016-17).

Her eight games rank 7th in the ACC.

ACC MOST IMPROVED NOMINEE - VAUGHN

As the lone Irish player with significant on-court experience from last season, Vaughn took on a major leadership role with the team, and is also our most improved: Vaughn went from averaging 3.3 points and 2.4 rebounds to 10.7 points and 6.8 rebounds. She shot 52.5 percent last year and jumped that to 59.2 percent aka the best shooting percentage in the ACC.

SNIEZEK WRITES NAME IN RECORD BOOK - ASSIST

Marta Sniezek dished out a career high 14 assists (with just 2 turnovers) against UNC on Feb. 27. It tied for the third most all-time in a single game at Notre Dame, with Mary Gavin still holding the top mark with 17 set back in 1987.

Her 14 assists not only marked the highest in the ACC this season, but tied for the fourth most in all of Division I. Three different players have each dished out 15 assists this year.

SNIEZEK DIMES

Sniezek is averaging 5.6 assists/game which ranks 16th in the nation and 2nd in the ACC - only behind Virginia Tech's Taja Cole. In addition, her 1.4 A/TO ratio ranks 12th in the league.

Sniezek now boasts three double-digit assist performances on the year, which ties Cole for the most in the league.

VAUGHN DOUBLE-DIGIT EFFORTS

Vaughn has tallied 9 double-digit scoring games since her return - 7 of which have been on the road. Vaughn has recorded at least 16 points in 7-of-9 as well, which included two double-doubles. In fact, she netted two 20-point performances in the month of February.

Interesting to note, Vaughn has recorded five separate occasions in which she has reached double-digit points by halftime - four of which occurred on the road:

- 13 at Pitt on Jan. 2
- 10 at Syracuse on Jan. 5
- 14 at Duke on Jan. 23
- 10 at Georgia Tech on Feb. 2

IF ONLY THEY KEPT THE STAT

If charges taken were an official NCAA kept stat, Marta Sniezek could very well be atop the list in the nation.

The defensive catalyst of the team, Sniezek has taken 33 charges this season, which shatters the record set by Kristina Nelson during the 2017-18 championship season (20). In addition, Sniezek had recorded a charge taken in 13 straight games, which ended against Louisville on Jan. 30.

Her most impressive week came on the Cancun trip. The Virginia native took a charge against FGCU, four against South Dakota State and then four again vs. USF in Cancun.

On a completely different defensive note - Sniezek is averaging 1.8 steals/game, which ranks 6th in the ACC. The Virginia native captured a career high six steals at Syracuse on Jan. 5.

3PT FG% DEFENSE

The Irish led ACC schools in league play in three-point field goal percentage defense, limiting opposition to .258 shooting percentage from beyond the arc.

BATTLE TESTED

Though the Irish are 13-17 on the year, they boast a winning record in games decided by five points or less, with a 6-3 mark. Extending it further, Notre Dame is .500 at 8-8 in games decided by 10 points or less.

two years of eligibility as well.

JORDAN BRAND CLASSIC

Class of 2020 signees Natalija Marshall and Alli Campbell were both invited to participate in this spring's Jordan Brand Classic in Chicago. The JBC is a celebratory game featuring the next generation of basketball standouts.

Current Irish who are Jordan Brand Classic alumni include Sam Brunelle, Anaya Peoples, Katlyn Gilbert and Destinee Walker

Marshall, a 6-5 forward from Middle Village, N.Y., ranked 32nd in her class by ESPN. Marshall led Christ the King to the New York State Class AA Federation championship last season when she averaged 13.4 points, 7.2 rebounds and 4.1 blocks per game.

Campbell, a 5-11 guard from Bellwood, Penn., recently became the all-time leading scorer in District 6 history, surpassing the original record of 2,675 career points. Campbell has led her school to 2A state titles the past two seasons and was the 2019 USA Today Pennsylvania Player of the Year.

MCDONALD'S ALL-AMERICAN

Notre Dame Class of 2020 signee Maddy Westbeld was 1-of-24 honorees selected to play in the 43rd McDonald's All-American Game on April 1. Westbeld becomes the 20th McDonald's All-American in Notre Dame history. The Fighting Irish have even boasted three game M.V.P.'s in Skylar Diggins, Brianna Turner and Marina Mabrey.

Current McDonald's All-Americans on the roster include Katlyn Gilbert, Sam Brunelle and Anaya Peoples. Note – fifth-year transfer Destinee Walker competed in the game as well.

Westbeld is a 6-3 forward from Kettering, Ohio and was Notre Dame's highest ranked recruit in the class, checking in at No. 23 overall and fifth at her position. Westbeld attends Fairmont High.

"I think Maddy Westbeld is a Larry Bird type of player," Coach McGraw stated back on signing day in November. "She can shoot, pass, rebound, take the ball off the rim and go coast-to-coast. She's underrated from the national scouting services. She's going to be a huge impact player for us."

OLYMPIANS ON THE HORIZON

In the 40-year history of the program, the Irish have had only two Olympians: Ruth Riley and Canada's finest Natalie Achronwa. As the 2020 Tokyo Olympics draw near, the Irish could finally add three names to the list: Skylar Diggins-Smith, Kayla McBride and Jewell Loyd. All three have suited up recently in either exhibitions

versus college teams or FIBA Olympic qualifying action.

DECADE IN REVIEW

Seven Final Fours, six NCAA title game appearances and one national championship in 2018 -- Notre Dame just capped not only its best decade in program history, but also one of the best in all of Division I.

Over the past 10 years, Notre Dame has captured 316 wins, which ranks third behind UConn and Baylor. Furthermore, they have posted the third highest scoring average over the past decade as well.

UConn -- 337 wins -- 83.7 ppg
Baylor -- 321 wins -- 82.0 ppg
Notre Dame -- 316 wins -- 81.4 ppg
Stanford -- 284 wins
Maryland -- 270 wins

LOOKING BACK AT ND'S GREAT START IN THE ACC

The Irish are competing in their seventh season in ACC play. Over the past six years, they have been nothing short of dominant.

The Irish won six straight ACC regular season championships (and eight straight regular season titles when going back to the final two years in the BIG EAST). The six consecutive regular season titles tie the all-time mark set by Virginia from 1991-96. Furthermore, the Irish have claimed five ACC Tournament crowns.

Before this conference season, Notre Dame had compiled a 91-5 league record since joining the ACC for the 2013-14 season.

The loss to Clemson on Dec. 29 not only marked Notre Dame's first ACC loss at home, but also the first conference game loss at home since its BIG EAST days in 2012. The Irish had won 58 straight conference games at home in that span.

31 POINTS FOR A FRESHMAN

On Dec. 11 versus No. 16 DePaul, Sam Brunelle exploded with a career high 31 points on 13-of-18 shooting. Brunelle is now 1-of-6 players in the ACC to record a 30+ point performance.

Her 31 points are tied for the seventh most in the country by a true freshman this year -- top honor belongs to St. John's Leilani Correa, who scored 33 against Army.

When looking just at Notre Dame's freshmen history, Brunelle has tied both Skylar Diggins and Katryna Gaither for a freshman individual game scoring high.

Skylar Diggins poured in 31 points (13-21 FG) in an NCAA second round win over Vermont. It marked the most points ever by a Notre Dame rookie in an NCAA tourney game. In addition, Katryna Gaither had 31

points against Indiana on Nov. 24, 1995.

Jewell Loyd gives great reference in terms of Brunelle's performance against a ranked squad -- Loyd recorded 24 points against No. 3 Baylor, which marked the most points by a Notre Dame rookie against a ranked team since Jan. 26, 2002, when Jacqueline Batteast tallied 26 vs. No. 16 Virginia Tech. Prior to that, Alicia Ratay recorded 26 at No. 8 Rutgers on Feb. 19, 2000.

GILBERT-PEOPLES CONNECTION

The on-the-court chemistry between guards Katlyn Gilbert and Anaya Peoples has been immediate and there's no wonder way. Gilbert, from the Indianapolis area, and Peoples from Danville, Illinois, have played together every summer since they were seven and six years old, respectively. The duo first played on FBC together and later finished playing with Midwest Elite in Chicago.

BRUNELLE SETS FRESHMAN RECORD

Never in the history of the Fighting Irish women's basketball program has a player started her ND career with five straight games in double figures ... until now. Freshman Sam Brunelle did just that and then more, recording a stretch of seven in a row before her streak came to an end vs. South Dakota State on Nov. 29.

AN IMPRESSIVE STREAK ENDED

A 12-year streak ended on Monday, Nov. 18, when Notre Dame exited the A.P. Top-25 poll. At the time, the Irish boasted the third highest active streak in the country with 234 straight weeks in the poll - only UConn and Baylor were higher. The streak dates back to the start of the 2007-08 season.

WHAT WE'VE LOST

Starters Ogunbowale, Young, Mabrey, Shepard and Turner went down as the most prolific scoring fivesome in NCAA Division I history. The ND quintet amassed a total of 10,230 points, becoming the first group to ever accumulate 10,000 points or more.

When you look at those who graduated/went to the WNBA, transferred or who are currently injured (Prohaska), the Irish have lost 3,259 points of their 3,454 team total from last season. That equates to 94.4 percent of their offense. Both the percentage and total rank as the most all-time lost for a power-five school.

Now last year's starters went on to make WNBA Draft history - becoming the first starting five to not only be drafted but do so in the first 20 picks. Jackie Young became the second Irish player in program history selected No. 1 overall, joining Jewell Loyd, when she was picked by the Las Vegas Aces. Notre Dame joined Stanford, Tennessee and UConn as the only programs with multiple No. 1 overall selections.

Moments later, the Dallas Wings selected Arike Ogun-

bowale fifth overall. This marked the first time the Irish had two first round picks within the top five. History continued with the 11th overall pick, where the Atlanta Dream selected Brianna Turner, thus marking the first time Notre Dame had three first round picks. However, shortly after, the Mercury traded for the rights of Turner, shipping the forward to Phoenix, Arizona. Next up, Jessica Shepard went 16th overall to the Minnesota Lynx. Then Marina Mabrey completed the group after going 19th overall to the Los Angeles Sparks.

Furthermore, Ogunbowale, Young and Turner were later named to the WNBA All-Rookie Team, as ND became the first program to have three selections.

CHANGE IN COACHING

Out of 349 NCAA Division I women's basketball programs at the start of the 2018-19 season, Notre Dame was one of just six, whose head coach and three assistant coaches were together seven consecutive seasons. However, change met familiarity for the 2019-20 season. Just months after Coach McGraw's passionate Final Four speech about wanting more female leadership, Niele Ivey accepted an assistant coaching position with the Memphis Grizzlies, becoming the ninth active NBA female coach.

Enter a last name Notre Dame fans know all too well - Mabrey. Michaela ensures that a Mabrey will be on Notre Dame's campus for the eighth straight year. A 2016 alumna, her younger sister just graduated in 2019. Mabrey has spent one year coaching stints at Miami, Miami (Ohio) and LSU.

FRESHMEN STARTERS

A program rarity occurred in the season opener at Fordham, when Coach McGraw started freshmen Sam Brunelle and Anaya Peoples. It marked the first time two freshmen started a season opener for Notre Dame since the 2001-02 season opener in which Teresa Borton and Jacqueline Batteast started. And in that moment back in 2001, it marked the first time in 20 years two freshmen had started.

1,000 PROGRAM WINS

With the victory over Fordham on Nov. 5, the Irish became the 13th team to reach the 1,000-win milestone. The teams right in front of the Irish are:
 No. 12 Maryland - 1,001 wins
 No. 11 Western Kentucky - 1,004 wins
 No. 10 Green Bay - 1,005 wins
 (win total listed was before season kicked off)*

STATISTICAL CHAMPION

The 2018-19 version of the Fighting Irish earned a statistical championship by season's end for the country's top offense. Averaging a blistering 88.6 points per game, it marks the first time in which the Irish finished as the nation's top offense. All-in-all, the Irish totaled 3,454 points.

Notre Dame's scoring average will also go down as the program's top offense as well. The 2013-14 Irish squad led by Kayla McBride and Natalie Achonwa previously held the record at 86.1 ppg (3,271 points in 38 games).

A 30-WIN CAMPAIGN

Notre Dame wrapped the 2018-19 year with a 35-4 overall record, marking the program's ninth consecutive 30-win season and 11th in school history. Nationally, only UConn has a longer active streak of 30-win seasons at 14, while Baylor matches the Irish with a streak that began in 2010-11.

Leading Scorer

Sam Brunelle	9 (9)
Kate Gilbert	8 (8)
Destinee Walker	7 (7)
Mikki Vaughn	5 (5)
Anaya Peoples	3 (3)

Leading Rebounder

Sam Brunelle	10 (10)
Anaya Peoples	9 (9)
Mikayla Vaughn	9 (9)
Katlyn Gilbert	4 (4)
Destinee Walker	2 (2)
Marta Sniezek	1 (1)

Leader in Assists

Marta Sniezek	24 (24)
Katlyn Gilbert	7 (7)
Destinee Walker	3 (3)
Mikki Vaughn	2 (2)
Danielle Cosgrove	1 (1)
Kaitlin Cole	1 (1)
Abby Prohaska	0 (1)

20-Point Scoring Games

Opponents	16
Notre Dame	20
Destinee Walker	8
Sam Brunelle	6
Katlyn Gilbert	3
Mikki Vaughn	2
Anaya Peoples	1

30-Point Scoring Games

Opponents	1
Notre Dame	1
Sam Brunelle	1

Tip-Offs Controlled

Opponents	21
Notre Dame	9
Mikayla Vaughn	6-19
Sam Brunelle	3-10
Katlyn Gilbert	0-1

First Score

Opponents	18
Notre Dame	12
Anaya Peoples	4
Sam Brunelle	4
Katlyn Gilbert	2
Destinee Walker	1
Mikki Vaughn	1

Runs of 10 or Better

Opponents	11
Notre Dame	15

Largest Halftime Lead

18 vs Loyola MD, 11/8/19

Largest Halftime Deficit

27, at #4 UConn, 12/8/19

Largest Lead

28 vs Loyola MD (1:20 in 4Q), 11/8/19

Largest Deficit

38 at Virginia (9:14 in 4Q), 1/26/20

Largest Deficit Overcome to Win

11 at Florida State (3rd Q, 6:50, 41-30), 3/1/20

11 at Michigan (2nd Q, 6:35, 33-22), 11/23/19

10 at Wake Forest (2nd Q, 2:55, 33-23), 2/6/20

Largest Lead Given Out in Loss

15 at Boston College (4:21 in 3Q, 2/13/20)

13 at Duke (5:27 in 2Q, 1/16/20)

11 vs DePaul (8:13 in 2Q, 12/12/19)

10 at Syracuse (9:50 in 4Q, 1/5/20)

Most Consecutive Points

20 vs Miami, 1/19/20

Most Consecutive Points (Opponent)

20, at Boston College, 2/13/20

Double-Figure Points

Player	2019-20	Career
Destinee Walker	25	65
Katlyn Gilbert	24	25
Sam Brunelle	22	22
Anaya Peoples	12	12
Mikayla Vaughn	9	12
Marta Sniezek	3	12
Danielle Cosgrove	1	1

Double-Figure Rebounds

Player	2019-20	Career
Anaya Peoples	5	5
Mikayla Vaughn	4	5
Sam Brunelle	2	2
Destinee Walker	1	2

5-5-5 Games

(aka "Stat Sheet Stuffers")

Player	2019-20	Career
Marta Sniezek	3	9
Katlyn Gilbert	2	2
Destinee Walker	1	2
Anaya Peoples	1	1
Mikki Vaughn	1	1

Double-Doubles

Player	2019-20	Career
Anaya Peoples	3	3
Sam Brunelle	2	2
Mikayla Vaughn	2	2
Destinee Walker	1	2

Season Point Totals

Date	Opp.	OffT0	Paint	2ndCh	FBreak	Bench
11/5	Fordham	14/13	32/22	14/9	9/3	16/8
11/8	Loyola MD	24/18	42/30	11/9	15/8	8/35
11/11	Tennessee	19/14	16/26	9/14	11/9	3/13
11/14	Michigan St	18/29	28/24	9/13	9/9	12/13
11/20	Toledo	16/8	24/28	7/2	6/2	3/13
11/23	Michigan	32/9	36/26	8/29	13/0	15/14
11/28	FGCU	9/20	26/34	2/13	12/10	3/11
11/29	South Dakota St	22/10	32/38	5/10	18/4	3/13
11/30	USF	23/20	34/24	5/17	17/6	18/27
12/4	Minnesota	10/11	44/22	8/14	10/4	11/3
12/8	UConn	11/23	36/34	5/21	8/13	19/12
12/11	DePaul	13/33	66/38	12/21	6/2	3/7
12/29	Clemson	16/20	28/32	10/15	10/7	2/10
1/2	Pitt	18/9	40/22	8/15	14/9	16/23
1/5	Syracuse	7/17	24/30	15/24	18/13	4/4
1/9	Boston College	9/21	36/34	10/24	7/10	12/14
1/12	NC State	10/22	22/38	11/15	8/5	6/30
1/16	Duke	13/16	20/18	15/7	5/11	3/17
1/19	Miami	13/11	38/26	12/8	4/4	2/14
1/26	Virginia	13/28	16/50	6/14	5/22	6/39
1/30	Louisville	10/18	22/34	7/12	4/4	3/24
2/2	Georgia Tech	12/12	36/20	4/16	11/9	0/18
2/6	Wake Forest	18/4	42/30	6/17	11/9	9/10
2/9	Pitt	10/9	16/24	5/8	7/2	14/6
2/13	Boston College	17/18	26/34	15/16	2/7	2/16
2/16	Louisville	12/24	34/36	12/4	4/6	0/33
2/20	Virginia Tech	15/19	26/30	10/7	7/4	9/16
2/23	Syracuse	13/14	34/24	3/7	6/6	4/13
2/27	North Carolina	9/15	30/22	10/15	7/4	37/9
3/1	Florida State	9/8	30/26	8/14	7/8	4/5

*Notre Dame is listed first in each column

Points Off Turnovers

	Total	Average
Notre Dame	435	14.5
Opponents	493	16.4

Points in the Paint

	Total	Average
Notre Dame	936	31.2
Opponents	876	29.2

Second Chance Points

	Total	Average
Notre Dame	262	8.7
Opponents	410	13.7

Fast Break Points

	Total	Average
Notre Dame	271	9.0
Opponents	210	7.0

Bench Scoring

	Total	Average
Notre Dame	251	8.4
Opponents	470	15.7



KATIE COLE

2

5-10 // SENIOR // GUARD

TOLEDO, OHIO

SYLVANIA NORTHVIEW

SEASON BESTS

Pts: 6 (at Wake, 2/6/20)
 Rebs: 6, 2x (last vs Syracuse, 2/23/20)
 FGM: 3 (at Wake, 2/6/20)
 FGA: 7 (vs Pitt, 2/9/20)
 3FGM: 3FGA: 2 (vs Clemson, 12/29/19)
 FTM: 1, 2x (last vs DePaul, 12/11/19)
 FTA: 4 (vs DePaul, 12/11/19)
 Ast: 3, 2x (last at Virginia, 1/26/20)
 Blk: 1, 4x (last vs North Carolina, 2/27/20)
 Stl: 2, 3x (last vs Pitt, 2/9/20)
 Min: 33 (vs Pitt, 2/9/20)

CAREER BESTS

Pts: 6 (at Wake, 2/6/20)
 Rebs: 6, 2x (last vs Syracuse, 2/23/20)
 FGM: 3 (at Wake, 2/6/20)
 FGA: 7 (vs Pitt, 2/9/20)
 3FGM: 1, 6x (last vs CSUN, 3/16/18)
 3FGA: 2, 4x (last vs Clemson, 12/29/19)
 FTM: 1, 3x (last vs DePaul, 12/11/19)
 FTA: 4 (vs DePaul, 12/11/19)
 Ast: 3, 2x (last at Virginia, 1/26/20)
 Blk: 1, 7x (last vs North Carolina, 2/27/20)
 Stl: 2, 4x (last vs Pitt, 2/9/20)
 Min: 33 (vs Pitt, 2/9/20)

UPDATE

- Played in all 30 games, averaging 13.3 minutes off the bench.
- Awarded a scholarship for her senior season. Was a walk-on the two years prior.
- Got her first career start on Senior Day vs. UNC on Feb. 27.
- Hustles for boards: Reeled in 18 rebounds over the last 4 games.
- Averaged 3.3 rebounds in the month of February.
- Logged back-to-back games with a career high 6 rebounds from Feb. 20-23. She had previously set a high of five boards vs. Pitt on Feb. 9.
- Career high 33-minute game vs. Pitt on Feb. 9, where she earned two steals and four points.
- Scored a career high 6 points at Wake Forest on Feb. 6, connecting on 3-of-4 from the field.
- Coach McGraw credited Cole for helping spark the team's 20-0 run in the third quarter vs. Miami. Cole played a career high 23 minutes and recorded four rebounds, a steal and a bucket.
- Logged 20+ minutes in 3 straight games from Jan. 19-30 --> career high stretch for the senior.

SEASON

0..... Double-Figure Scoring.....0

CAREER

2019-20 GAME-BY-GAME STATISTICS

Date	Opponent	GS	MIN	FG-A	3P-A	FT-A	RB	PF	A	TO	ST	BL	PTS
11/5	@ Fordham	5	0-0	0-0	0-0	0-0-0	0	0	0	0	0	0	0
11/8	Loyola MD	8	1-1	0-0	0-0	0-1-1	1	0	0	0	0	0	2
11/11	Tennessee	7	0-0	0-0	0-0	0-0-0	2	0	0	2	0	0	0
11/14	Michigan St	11	0-1	0-0	0-0	0-0-0	2	0	1	0	0	0	0
11/20	Toledo	3	0-0	0-0	1-2	1-1-2	2	1	0	0	0	0	1
11/23	@ Michigan	15	1-1	0-0	0-0	1-0-1	4	0	1	1	0	0	2
11/28	vs FGCU	14	0-0	0-0	0-0	1-0-1	2	1	2	0	0	0	0
11/29	vs South Dakota St	11	0-1	0-1	0-0	0-0-0	0	0	0	1	0	0	0
11/30	vs USF	7	0-1	0-0	0-0	1-1-2	0	0	0	0	0	0	0
12/4	Minnesota	8	1-2	0-1	0-0	1-2-3	1	0	0	0	1	0	2
12/8	@ UConn	11	1-3	0-0	0-0	1-1-2	1	0	1	0	0	0	2
12/11	DePaul	21	1-2	0-0	1-4	4-1-5	0	2	2	2	0	0	3
12/29	Clemson	17	0-3	0-2	0-0	1-3-4	1	0	2	1	0	0	0
1/2	@ Pittsburgh	8	0-1	0-0	0-0	0-0-0	3	1	0	0	0	0	0
1/5	@ Syracuse	2	0-0	0-0	0-0	1-0-1	0	0	0	0	0	0	0
1/9	Boston College	2	0-0	0-0	0-0	0-0-0	2	0	0	0	0	0	0
1/12	NC State	9	0-0	0-0	0-0	0-1-1	1	0	0	0	0	0	0
1/16	@ Duke	10	0-1	0-0	0-0	2-1-3	1	0	2	0	0	0	0
1/19	Miami	23	1-4	0-0	0-0	0-4-4	2	3	1	1	0	0	2
1/26	@ Virginia	23	1-2	0-0	0-2	2-2-4	4	3	1	0	0	0	2
1/30	Louisville	20	0-3	0-0	0-0	1-3-4	3	0	0	0	1	0	0
2/2	@ Georgia Tech	9	0-0	0-0	0-0	0-0-0	2	0	0	1	0	0	0
2/6	@ Wake Forest	17	3-4	0-0	0-0	0-2-2	3	0	0	0	0	0	6
2/9	Pittsburgh	33	2-7	0-0	0-0	3-2-5	1	1	0	2	0	0	4
2/13	@ Boston College	23	1-1	0-0	0-0	2-1-3	2	1	0	0	1	0	2
2/16	@ Louisville	14	0-1	0-0	0-0	0-0-0	1	0	3	1	0	0	0
2/20	Virginia Tech	18	1-2	0-0	0-0	3-3-6	1	0	0	1	0	0	2
2/23	Syracuse	19	1-2	0-0	0-0	1-5-6	1	1	0	0	0	0	2
2/27	UNC	19	0-1	0-0	0-0	2-2-4	2	1	1	0	1	0	0
3/1	@ Florida St	14	1-1	0-0	0-0	0-2-2	2	1	0	0	0	0	2

COLE'S OVERALL CAREER STATISTICS

SEASON	TEAM	GP-GS	MIN/AVG	FG-FGA	FG%	3FG-FGA	3FG%	FT-FTA	FT%	OFF	DEF	TOT	AVG	PF-FO	AST	TO	BLK	STL	PTS	AVG
2017-18	ND	24-0	120/5.0	11-28	.393	6-17	.353	1-3	.333	5	11	16	0.7	11-0	2	9	3	6	29	1.2
2019-20	ND	30-1	400/13.3	16-45	.356	0-4	.000	2-8	.250	28	38	66	2.2	47-0	16	17	4	13	34	1.1
TOTAL		54-1	520/9.6	27-73	.370	6-21	.286	3-11	.273	33	49	82	1.5	58-0	18	26	7	19	63	1.2



KATLYN GILBERT 10

5-10 // SOPHOMORE // GUARD

INDIANAPOLIS, INDIANA

HERITAGE CHRISTIAN

ATHLETIC STATUS: FRESHMAN

SEASON BESTS

Pts: 25 (vs NC State, 1/12/20)
 Rebs: 8, 3x (last vs North Carolina, 2/27/20)
 FGM: 12 (vs NC State, 1/12/20)
 FGA: 26 (vs NC State, 1/12/20)
 3FGM: 2 (at UConn, 12/8/19)
 3FGA: 5 (at UConn, 12/8/19)
 FTM: 8 (vs Louisville, 1/30/20)
 FTA: 9 (at Fordham, 11/5/19)
 Ast: 9 (vs Clemson, 12/29/19)
 Blk: 2, 3x (last at Virginia, 1/26/20)
 Stl: 6 (at Duke, 1/16/20)
 Min: 39, 4x (last at Duke, 1/16/20)

CAREER BESTS

Pts: 25 (vs NC State, 1/12/20)
 Rebs: 8, 3x (last vs North Carolina, 2/27/20)
 FGM: 12 (vs NC State, 1/12/20)
 FGA: 26 (vs NC State, 1/12/20)
 3FGM: 2 (at UConn, 12/8/19)
 3FGA: 5 (at UConn, 12/8/19)
 FTM: 8 (vs Louisville, 1/30/20)
 FTA: 9 (at Fordham, 11/5/19)
 Ast: 9 (vs Clemson, 12/29/19)
 Blk: 2, 3x (last at Virginia, 1/26/20)
 Stl: 6 (at Duke, 1/16/20)
 Min: 39, 3x (last at Duke, 1/16/20)

ACC ALL-FRESHMAN TEAM

- Athletic status - Freshman. Played in all 30 games, starting in all but two. Averages 33.7 minutes.
- Miss consistent: recorded a career best streak of 13 double-digit scoring games in a row to start the season. She now boasts 24, which leads all ACC freshmen.
- Brunelle (14.1), Gilbert (13.4) and Peoples (12.6 ppg) lead all freshmen in the ACC in scoring. The next highest is Virginia Tech's Elizabeth Kitley's at 12.4.
- Only 2 players in all of the ACC average at least 13 points, 2.5 assists, 1.9 steals and 4 rebounds: Gilbert and Duke's Haley Gorecki. Only 6 players total among Power-5 schools. In all of Division I freshmen - just Gilbert and Buffalo's Dyaisha Fair.
- Gilbert's 13.4 scoring average ranks 8th all-time for ND freshmen. The top spot belongs to Beth Morgan (17.9).
- Only three freshmen pairs in all of Division-I to average 13.0 ppg or higher --> ND's Brunelle and Gilbert, Fresno State's Haley & Hanna Cavinder and UTSA's Mikayla Woods & Adryana Quezada.
- Brunelle/Gilbert/Peoples could become the first freshmen trio to all finish with a double-digit scoring average. Also looking to become the highest scoring freshmen pairing in ND history: Arike Ogunbowale (11.4) and Marina Mabrey (10.7), 2015-16 // Mary Beth Schueth (13.0) and Carries Bates (12.4), 1981-82.
- Among freshmen at power-five schools, Gilbert's scoring average ranks 7th.
- Her 1.9 steals/game ranks 4th in the ACC - leads all conference rookies.
- Averaged 3.4 assists/game in league play, which ranked 12th in the ACC.
- Tied her career high of 8 rebounds twice over the last 4 games.
- Gilbert poured in 11 points in the third quarter vs. UNC (2/27), totaling 24 for the game - marked her third 20+ point performance on the year.
- Up just 66-64 vs. Syracuse (2/23) with 4:02 remaining, Gilbert converted on back-to-back possessions to help the Irish push ahead to the 72-70 victory.
- Named the ACC Rookie of the Week (Feb. 10) after averaging 14.5 points, 5.5 rebounds and 3.5 assists in wins over Wake Forest and Pitt. Gilbert delivered a critical late-game jumper to break a 69-69 tie at Wake eventually winning 75-71. Then Gilbert scored 11 of her 17 points in the first half vs Pitt.
- During ND's 20-0 run against Miami in the third quarter on Jan. 19, Gilbert supplied 8 of the points, ultimately finishing with 12 points & 7 assists.
- Went off against No. 9 NC State (1/12) with a career high 25 points on 12 made field goals.
- Scored 11 of her 15 points at No. 4 UConn (12/8) in the second half. Prior, Gilbert scored all 15 of her points in the second half vs. Minnesota (12/4) - 8 of which came in the 4th quarter.
- Made the most of her first career start, leading the Irish with 24 points on 9-of-15 shooting from the floor.

SEASON

24 Double-Figure Scoring 25
 3 20+ Point Games 3

CAREER

KEY STATISTICS			
POINTS	REBOUNDS	ASSISTS	STEALS
13.4	4.5	2.6	1.9
3RD ON TEAM	3RD ON TEAM	2ND ON TEAM	LEADS TEAM
2ND ACC FRESHMEN		LEADS ACC FRESHMEN	4TH IN ACC

2019-20 GAME-BY-GAME STATISTICS

Date	Opponent	GS	MIN	FG-A	3P-A	FT-A	RB	PF	A	TO	ST	BL	PTS
11/5	@ Fordham		30	5-9	0-0	4-9	2-3-5	1	0	3	2	1	14
11/8	Loyola MD	*	33	9-15	0-1	6-7	3-3-6	2	2	4	1	1	24
11/11	Tennessee	*	37	6-15	0-1	0-0	0-2-2	3	2	3	1	0	12
11/14	Michigan St	*	38	9-16	0-0	3-4	1-3-4	2	0	8	4	2	19
11/20	Toledo	*	39	4-15	0-1	3-4	1-7-8	0	0	2	3	0	11
11/23	@ Michigan	*	29	4-11	0-2	4-6	1-5-6	3	4	2	4	0	12
11/28	vs FGCU	*	31	6-12	1-3	1-2	1-6-7	3	2	5	1	0	14
11/29	vs South Dakota St	*	27	7-11	0-1	3-4	0-5-3	3	2	3	2	0	17
11/30	vs USF	*	35	5-9	1-1	0-2	1-7-8	0	1	5	0	1	11
12/4	Minnesota	*	38	7-13	1-2	0-0	3-4-7	2	1	1	0	0	15
12/8	@ UConn	*	37	6-15	2-5	1-4	1-2-3	2	0	1	3	0	15
12/11	DePaul	*	32	5-17	1-2	5-7	0-3-3	2	4	6	3	2	16
12/29	Clemson	*	39	5-19	1-3	5-6	1-5-6	3	9	7	1	0	16
1/2	@ Pittsburgh	*	34	3-11	0-1	2-2	1-5-6	2	4	2	2	0	8
1/5	@ Syracuse	*	26	3-15	0-2	0-0	0-2-2	3	1	3	1	0	6
1/9	Boston College	*	30	4-15	1-2	2-2	1-1-2	2	1	4	0	0	11
1/12	NC State	*	35	12-26	0-3	1-2	0-4-4	0	1	4	4	0	25
1/16	@ Duke	*	39	1-12	0-1	0-0	1-2-3	2	5	3	6	1	2
1/19	Miami	*	33	5-14	0-0	2-3	0-4-4	0	7	1	2	0	12
1/26	@ Virginia	*	36	6-18	0-1	4-4	0-1-1	4	3	2	2	2	16
1/30	Louisville	*	37	5-14	0-2	8-8	0-0-0	1	1	4	1	0	18
2/2	@ Georgia Tech	*	36	4-9	0-0	3-6	0-2-2	2	5	4	2	0	11
2/6	@ Wake Forest	*	31	5-11	0-1	2-4	1-4-5	3	2	2	2	0	12
2/9	Pittsburgh	*	38	7-20	1-3	2-4	1-5-6	1	5	1	0	1	17
2/13	@ Boston College	*	27	5-15	0-0	0-1	2-2-4	5	2	6	2	0	10
2/16	@ Louisville	*	37	3-10	0-3	2-4	0-6-6	1	2	4	2	0	8
2/20	Virginia Tech	*	39	2-16	0-1	2-2	2-6-8	4	4	3	3	1	6
2/23	Syracuse	*	26	5-13	0-0	2-2	0-1-1	3	6	2	3	0	12
2/27	UNC		32	10-21	0-0	4-6	0-8-8	0	1	3	1	0	24
3/1	@ Florida St	*	37	4-11	0-1	1-2	0-4-4	1	2	1	0	0	9

GILBERT'S OVERALL CAREER STATISTICS

SEASON	TEAM	GP-GS	MIN/AVG	FG-FGA	FG%	3FG-FGA	3FG%	FT-FTA	FT%	OFF	DEF	TOT	AVG	PF-FO	AST	TO	BLK	STL	PTS	AVG
2018-19	ND	7-0	111/15.9	9-20	.450	1-5	.200	6-8	.750	4	11	15	2.1	11-0	2	8	1	6	25	3.6
2019-20	ND	30-28	1010/33.7	161-428	.376	9-43	.209	72-107	.673	24	112	136	4.5	60-1	79	99	12	58	403	13.4
TOTAL		37-28	1121/30.3	170-448	.379	10-48	.208	78-115	.678	28	123	151	4.1	71-1	81	107	13	64	428	11.6



ABBY PROHASKA 12

5-10 // SOPHOMORE // GUARD

LIBERTY TOWNSHIP, OHIO

LAKOTA WEST

SEASON BESTS

Pts:
Rebs:
FGM:
FGA:
3FGM:
3FGA:
FTM:
FTA:
Ast:
Blk:
Stl:
Min:

CAREER BESTS

Pts: 6, 2x (last vs FSU, 2/10/19)
Rebs: 5, 2x (last vs FSU, 2/10/19)
FGM: 3 (vs FSU, 2/10/19)
FGA: 5 (vs Duke, 2/21/19)
3FGM: 1, 2x (last vs Syracuse, 3/9/19)
3FGA: 2 (vs Syracuse, 3/9/19)
FTM: 4 (vs Harvard, 11/9/18)
FTA: 4, 2x (last at Boston College, 2/13/19)
Ast: 4, 2x (last vs WKU, 12/19/18)
Blk: 1 (vs Iowa, 11/29/18)
Stl: 4, 2x (last at Virginia Tech, 1/16/19)
Min: 30 (vs Drake, 11/23/18)

• Officially has medically redshirted for the 2019-20 season. Will join Gilbert, Brunelle and Peoples as sophomores next season.

• Started practicing with contact the week of Jan. 20.

I AM APPROACHING THIS POST A LITTLE DIFFERENTLY TODAY...

RECENTLY, I HAVE BEEN **DIAGNOSED WITH BILATERAL PULMONARY EMBOLISM**. IN OTHER WORDS, I HAVE A BLOOD CLOT IN EACH OF MY LUNGS. THE AMOUNT OF TIME I WILL BE OUT IS INDEFINITE, BUT I WILL BE **RIGHT ALONGSIDE THIS TEAM FOR EVERY GAME I CANNOT PLAY**.

I AM THANKFUL FOR THE **ENDLESS SUPPORT AND LOVE** FROM MY FAMILY, MY TEAMMATES, MY COACHES, AND MY FRIENDS. THIS IS JUST A BUMP IN THE ROAD.

#SEETHEFUTURE #BLESSED

Abby Prohaska



PROHASKA'S OVERALL CAREER STATISTICS

SEASON	TEAM	GP-GS	MIN/AVG	FG-FGA	FG%	3FG-FGA	3FG%	FT-FTA	FT%	OFF	DEF	TOT	AVG	PF-FO	AST	TO	BLK	STL	PTS	AVG
2018-19	ND	38-3	547/14.4	18-49	.367	2-7	.286	20-26	.769	25	44	69	1.8	58-0	43	30	1	30	58	1.5
TOTAL		38-3	547/14.4	18-49	.367	2-7	.286	20-26	.769	25	44	69	1.8	58-0	43	30	1	30	58	1.5



MARTA SНИЕZEK

13

5-8 // GRADUATE // GUARD

MCLEAN, VIRGINIA

STANFORD // NATIONAL CATHEDRAL

NOMINATED FOR: ALL-DEFENSIVE TEAM

- Started in all 29 games in which she's played, averaging 36.3 minutes, which ranks 4th in the ACC.
- The defensive catalyst of the team. Sniezek has taken 33 charges this season, which shatters the record set by Kristina Nelson in the 2017-18 championship season (20). Furthermore, Sniezek once had a streak this season of taking a charge in 13 straight games.
- In addition, Sniezek averages 1.8 steals/game, which ranks 6th in the ACC.
- Averages 5.6 assists/game which ranks 16th in the nation and 2nd in the ACC - only behind Virginia Tech's Taja Cole. Her 1.4 A/TO ratio ranks 12th in the league.
- Sniezek came up huge down the stretch to power the upset over No. 19 Florida State (3/1). Sniezek scored eight of her 10 points in the fourth quarter, including the eventual game-winner with 41 seconds left.
- Dished out a career high 14 assists (with just 2 turnovers) against UNC on Feb. 27. It tied for the third most all-time in a single game at ND, with Mary Gavin still holding the top mark with 17 set back in 1987.
- Her 14 assists not only marked the highest in the ACC this season, but tied for the fourth most in all of Division I. Three different players have each dished out 15 assists this year.
- Now boasts 3 digit assist performances on the year, which ties Virginia Tech's Taja Cole for the most in the league.
- Current 6-3 stretch: Sniezek is averaging 6.9 points on 21-of-37 (.568) shooting - both up from her season averages.
- Tied her season high in rebounds (7) for the third time vs. Syracuse on Feb. 23.
- Took 3 charges at Georgia Tech and converted some critical free-throws in the 4th to help the Irish win 59-51.
- Tied her career high in steals with six at Syracuse on Jan. 5 to go with her 10 assists.
- Sniezek notched back-to-back games with double-digit points for just the third time in her career, which included a career high 14 points at No. 4 UConn (12/8).
- Took 4 charges against South Dakota State and then took 4 charges the very next day vs. USF in Cancun.
- Irish up three with two minutes remaining against Toledo (11/20), Sniezek recorded a clutch steal which Walker converted to points, extending the lead to 54-49, for the eventual 54-51 win.

SEASON BESTS

Pts: 14 (at UConn, 12/8/19)
Rebs: 7, 3x (last vs Syracuse, 2/23/20)
FGM: 5 (at UConn, 12/8/19)
FGA: 9 (at Louisville, 2/16/20)
3FGM: 1, 2x (last at UConn, 12/8/19)
3FGA: 4 (at UConn, 12/8/19)
FTM: 5 (at Boston College, 2/13/20)
FTA: 6, 3x (last at Boston College, 2/13/20)
Ast: 14 (vs North Carolina, 2/27/20)
Blk: 1, 3x (last at Duke, 1/16/20)
Stl: 6 (at Syracuse, 1/5/20)
Min: 42 (at Syracuse, 1/5/20)

CAREER BESTS

Pts: 14 (at UConn, 12/8/19)
Rebs: 10 (vs USC, 12/31/17)
FGM: 5, 3x (last at UConn, 12/8/19)
FGA: 12 (vs Belmont, 11/24/17)
3FGM: 3, 2x (last vs Utah, 2/9/18)
3FGA: 8 (vs Belmont, 11/24/17)
FTM: 6, 2x (last vs USC, 3/2/18)
FTA: 9 (vs Tennessee, 12/16/15)
Ast: 14 (vs North Carolina, 2/27/20)
Blk: 1, 10x (last at Duke, 1/16/20)
Stl: 6, 2x (last at Syracuse, 1/5/20)
Min: 42 (at Syracuse, 1/5/20)

SEASON

3 Double-Figure Scoring..... 12
0 Double-Figure Rebounds..... 1
3 Double-Figure Assists 5

CAREER

KEY STATISTICS			
POINTS	ASSISTS	STEALS	CHARGES TAKEN
4.7	5.6	1.8	33
5TH ON TEAM	2ND IN ACC 16TH IN NATION	2ND ON TEAM 6TH IN ACC	LEADS TEAM

2019-20 GAME-BY-GAME STATISTICS

Date	Opponent	GS	MIN	FG-A	3P-A	FT-A	RB	PF	A	TO	ST	BL	PTS
11/5	@ Fordham	*	38	0-3	0-0	1-2	0-4-4	0	6	5	3	0	1
11/8	Loyola MD	*	29	0-0	0-0	2-2	0-7-7	3	6	6	2	0	2
11/11	Tennessee	*	37	1-5	0-1	3-3	0-4-4	5	4	2	1	0	5
11/14	Michigan St	*	38	0-3	0-0	0-0	0-4-4	4	8	3	1	0	0
11/20	Toledo	*	34	0-0	0-0	2-2	0-1-1	3	3	4	2	1	2
11/23	@ Michigan	*	39	2-3	0-1	2-2	0-4-4	4	5	6	5	0	6
11/28	vs FGCU	*	35	2-2	1-1	4-6	0-3-3	4	5	6	0	0	9
11/29	vs South Dakota St	*	34	2-3	0-0	1-2	0-4-4	4	2	4	0	0	5
11/30	vs USF	*	34	3-4	0-0	0-0	1-5-6	5	5	3	1	1	6
12/4	Minnesota	*	40	3-6	0-0	4-5	0-2-2	4	8	4	1	0	10
12/8	@ UConn	*	40	5-8	1-4	3-3	0-1-1	2	6	6	4	0	14
12/11	DePaul	*	39	1-4	0-0	0-0	1-4-5	4	12	6	3	0	2
12/29	Clemson		DNP										
1/2	@ Pittsburgh	*	35	0-5	0-0	1-2	0-0-0	2	4	2	1	0	1
1/5	@ Syracuse	*	42	0-6	0-2	0-0	0-5-5	2	10	7	6	0	0
1/9	Boston College	*	30	0-1	0-0	0-0	0-3-3	3	8	3	1	0	0
1/12	NC State	*	29	0-1	0-0	2-2	0-4-4	4	2	4	3	0	2
1/16	@ Duke	*	40	1-4	0-2	0-0	0-1-1	4	6	5	4	1	2
1/19	Miami	*	36	0-1	0-0	0-0	0-7-7	1	8	3	1	0	0
1/26	@ Virginia	*	26	0-0	0-0	1-2	0-1-1	2	3	4	1	0	1
1/30	Louisville	*	32	2-6	0-1	1-1	1-2-3	2	3	4	1	0	5
2/2	@ Georgia Tech	*	38	1-1	0-0	4-6	0-4-4	1	2	6	2	0	6
2/6	@ Wake Forest	*	39	4-6	0-0	1-2	0-2-2	3	8	1	1	0	9
2/9	Pittsburgh	*	38	3-3	0-0	1-2	1-5-6	3	2	2	1	0	7
2/13	@ Boston College	*	37	2-6	0-1	5-6	1-3-4	4	3	7	1	0	9
2/16	@ Louisville	*	36	4-9	0-0	1-2	1-4-5	3	2	5	0	0	9
2/20	Virginia Tech	*	39	1-3	0-0	3-4	0-4-4	3	8	5	3	0	5
2/23	Syracuse	*	39	1-3	0-0	2-2	0-7-7	3	4	4	0	0	4
2/27	UNC	*	39	1-1	0-0	1-2	0-2-2	3	14	2	1	0	3
3/1	@ Florida St	*	37	4-5	0-0	2-2	0-4-4	1	6	2	1	0	10

SНИЕZEK'S OVERALL CAREER STATISTICS

SEASON	TEAM	GP-GS	MIN/AVG	FG-FGA	FG%	3FG-FGA	3FG%	FT-FTA	FT%	OFF	DEF	TOT	AVG	PF-FO	AST	TO	BLK	STL	PTS	AVG
2015-16	Stan	35-9	656/18.7	35-99	.354	4-17	.235	28-42	.667	8	48	56	1.6	27-0	109	63	1	21	102	2.9
2016-17	Stan	38-9	948/24.9	56-149	.376	6-20	.300	54-75	.720	6	100	106	2.8	64-0	169	93	3	51	172	4.5
2017-18	Stan	35-32	971/27.7	56-156	.359	20-59	.339	61-90	.678	7	115	122	3.5	68-1	150	78	3	38	193	5.5
2019-20	ND	29-29	1051/36.3	43-102	.422	2-13	.154	47-62	.758	6	101	107	3.7	86-2	163	121	3	51	135	4.7
TOTAL FOR ND		29-29	1051/36.3	43-102	.422	2-13	.154	47-62	.758	6	101	107	3.7	86-2	163	121	3	51	135	4.7
TOTAL		137-79	3626/26.5	190-506	.375	32-109	.294	190-269	.706	27	364	391	2.9	245-3	591	355	10	161	602	4.4



NICOLE BENZ

20

5-8 // JUNIOR // GUARD

VALENCIA, CALIF.

WILLIAM S. HART

SEASON BESTS

Pts: 1, 2x (last at Virginia, 1/26/20)
 Rebs: 1, 2x (last vs Louisville, 1/30/20)
 FGM: 2 (vs NC State, 1/12/20)
 3FGM: 1, 2x (last vs Louisville, 1/30/20)
 3FGA: 1, 4x (last vs Pitt, 2/9/20)
 FTM: 1
 FTA: 1 (vs Louisville, 1/30/20)
 Ast: 5 (vs Louisville, 1/30/20)
 Blk: 1
 Stl: 1 (vs Louisville, 1/30/20)
 Min: 5 (vs Louisville, 1/30/20)

CAREER BESTS

Pts: 3 (vs UNC, 2/1/18)
 Rebs: 3 (vs Harvard, 11/9/18)
 FGM: 1, 5x (last vs Louisville, 1/30/20)
 FGA: 2, 7x (last vs Virginia, 3/3/19)
 3FGM: 1, 2x (last vs Louisville, 1/30/20)
 3FGA: 2, 2x (last vs Villanova, 3/18/18)
 FTM: 2 (vs Harvard, 11/9/18)
 FTA: 2 (vs Harvard, 11/9/18)
 Ast: 1, 2x (last at Marquette, 12/22/18)
 Blk: 1
 Stl: 1 (vs Louisville, 1/30/20)
 Min: 10 (vs Binghamton, 12/16/18)

UPDATE

- Was the third walk-on for the Irish for the 2017-18 championship season, where she made 13 appearances on the year.
- Started the 2018-19 season as a student-manager before receiving the call-up once again right before the season opener.
- Recipient of the Elite 90 award at the 2019 Final Four - which recognizes the student-athlete with the highest GPA at a championship event.
- Now 1-of-4 total walk-ons on this year's squad.
- Drained a three against No. 9 NC State on Jan. 12, collecting her first points of the season.
- Drained her second three in the final minute vs. No. 5 Louisville on Jan. 30.

2019-20 GAME-BY-GAME STATISTICS

Date	Opponent	GS	MIN	FG-A	3P-A	FT-A	RB	PF	A	TO	ST	BL	PTS
11/5	@ Fordham	DNP											
11/8	Loyola MD	2		0-0	0-0	0-0	0	1	0	0	0	0	0
11/11	Tennessee	DNP											
11/14	Michigan St	DNP											
11/20	Toledo	DNP											
11/23	@ Michigan	DNP											
11/28	vs FGCU	1		0-0	0-0	0-0	0-0-0	0	0	0	0	0	0
11/29	vs South Dakota St	1		0-0	0-0	0-0	0-0-0	0	0	0	0	0	0
11/30	vs USF	DNP											
12/4	Minnesota	DNP											
12/8	@ UConn	2		0-1	0-1	0-0	0-0-0	0	0	0	0	0	0
12/11	DePaul	2		0-0	0-0	0-0	0-0-0	0	0	0	0	0	0
12/29	Clemson	1		0-0	0-0	0-0	0-0-0	0	0	0	0	0	0
1/2	@ Pittsburgh	DNP											
1/5	@ Syracuse	DNP											
1/9	Boston College	DNP											
1/12	NC State	2		1-2	1-1	0-0	0-0-0	0	0	0	0	0	0
1/16	@ Duke	DNP											
1/19	Miami	2		0-0	0-0	0-0	0-1-1	0	0	0	0	0	0
1/26	@ Virginia	1		0-0	0-0	0-0	0-1-1	1	0	0	0	0	0
1/30	Louisville	5		1-1	1-1	0-0	0-0-0	1	0	0	1	0	3
2/2	@ Georgia Tech	DNP											
2/6	@ Wake Forest	DNP											
2/9	Pittsburgh	4		0-1	0-1	0-0	0-2-2	1	0	2	0	0	0
2/13	@ Boston College	1		0-0	0-0	0-0	0-0-0	0	0	0	0	0	0
2/16	@ Louisville	2		0-0	0-0	0-0	0-0-0	0	0	0	0	0	0
2/20	Virginia Tech	DNP											
2/23	Syracuse	DNP											
2/27	UNC	2		0-0	0-0	0-0	0-0-0	0	0	0	0	0	0
3/1	@ Florida St	DNP											

BENZ'S OVERALL CAREER STATISTICS

SEASON	TEAM	GP-GS	MIN/AVG	FG-FGA	FG%	3FG-FGA	3FG%	FT-FTA	FT%	OFF	DEF	TOT	AVG	PF-FO	AST	TO	BLK	STL	PTS	AVG
2017-18	ND	13-0	27/2.1	1-7	.143	1-7	.143	0-0	.000	3	6	9	0.7	1-0	0	1	0	0	3	0.2
2018-19	ND	23-0	72/3.1	3-15	.200	0-7	.000	2-2	1.000	2	14	16	0.7	3-0	2	3	0	0	8	0.3
2019-20	ND	14-0	25/1.8	2-5	.400	2-4	.500	0-0	.000	0	4	4	0.3	4-0	0	2	0	1	6	0.4
TOTAL		50-0	124/2.5	6-27	.222	3-18	.167	2-2	1.000	5	24	29	0.6	8-0	2	6	0	1	17	0.3



ANAYA PEOPLES 21

5-10 // FRESHMAN // GUARD

DANVILLE, ILLINOIS

SCHLARMAN

ACC ALL-FRESHMAN TEAM

• All stat rankings and notes were at time of injury.

• Left the NC State game (1/12) midway through the second quarter after regravating her shoulder injury sustained at Syracuse.

• Played in the first 17 games, starting in 10. Averaged 31.6 minutes/game.

• Peoples led all ACC freshmen in rebounds (8.1), shooting percentage (.457) and steals (1.9), while ranking second in points (12.6) behind ND's Sam Brunelle.

• Her 8.1 rebounds/game led the team and ranked 11th in the ACC. Peoples also ranked 11th in the ACC in offensive rebounds (2.7) and 13th in defensive boards (5.4). In addition, her 8.1 rebounding average ranked 10th in the nation among true freshmen guards.

• Her 8.1 rebounding average ranks third all-time as a freshman at ND, ranking behind just Shari Matvey (10.2) and Mary Beth Schueth (9.1).

• There were only 5 true freshmen in the country averaging over 12.5 ppg and 8 rpg: Anaya Peoples, Evansville's Abby Feit, UC Santa Barbara's Ila Lane, South Carolina's Aliyah Boston and USC's Alissa Pihl. Of that group, Peoples boasted the most steals.

• Peoples' three double-doubles ranked 2nd in the ACC for freshmen only, behind Pitt's Amber Brown.

• Peoples' 12.6 ppg ranked 30th in the nation among true freshmen, while her 8.1 rpg ranked 12th.

• Peoples was the most efficient guard from the field, knocking down 45.7 percent of her shots, which ranked 7th in the ACC.

• Brunelle (13.7 ppg), Gilbert (13.7 ppg) and Peoples (12.6 ppg) lead all freshmen in the ACC in scoring. They are looking to become the highest scoring freshmen pair in program history. There have only been two other freshman pairs in ND history to finish the season with double-digit scoring averages. There have never been three: Arike Ogunbowale (11.4) and Marina Mabrey (10.7), 2015-16 // Mary Beth Schueth (13.0) and Carries Bates (12.4), 1981-82.

• Garnered career highs in both rebounds (15) and points (22) vs. DePaul on Dec. 11.

• Named to the Cancun Challenge All-Tournament Team, along with earning ACC Rookie of the Week honors. Peoples averaged 17.3 points and 8.7 rebounds down in Cancun. Peoples nearly achieved a double-double in each game, reeling in 9, 8, 9 boards, respectively.

• Averaged 1.9 steals/game, which ranked 5th in the ACC.

• Peoples and Brunelle became the first pair of freshmen starters for a season opener since Teresa Borton & Jacqueline Batteast started the 2001-02 season opener.

• Tallied 11 points & 7 rebounds in her Irish debut at Fordham. Peoples scored seven of her points in the third quarter. The freshman then grabbed a critical offensive board off a missed free throw with nine seconds left, before returning to the line to ice the 60-55 win.

• Gilbert & Peoples have played together every summer since they were seven & six years old, respectively.

SEASON BESTS

Pts: 22 (vs DePaul, 12/11/19)
 Rebs: 15 (vs DePaul, 12/11/19)
 FGM: 11 (vs DePaul, 12/11/19)
 FGA: 16 (at UConn, 12/8/19)
 3FGM: 1, 2x (last vs USF, 11/30/19)
 3FGA: 4 (at UConn, 12/8/19)
 FTM: 5, 2x (last vs USF, 11/30/19)
 FTA: 9, 2x (last vs USF, 11/30/19)
 Ast: 6 (vs Minnesota, 12/4/19)
 Blk: 2, 4x (last at Syracuse, 1/5/20)
 Stl: 4, 3x (last vs Clemson, 12/29/19)
 Min: 39 (vs South Dakota State, 11/29/19)

CAREER BESTS

Pts: 22 (vs DePaul, 12/11/19)
 Rebs: 15 (vs DePaul, 12/11/19)
 FGM: 11 (vs DePaul, 12/11/19)
 FGA: 16 (at UConn, 12/8/19)
 3FGM: 1, 2x (last vs USF, 11/30/19)
 3FGA: 4 (at UConn, 12/8/19)
 FTM: 5, 2x (last vs USF, 11/30/19)
 FTA: 9, 2x (last vs USF, 11/30/19)
 Ast: 6 (vs Minnesota, 12/4/19)
 Blk: 2, 4x (last at Syracuse, 1/5/20)
 Stl: 4, 3x (last vs Clemson, 12/29/19)
 Min: 39 (vs South Dakota State, 11/29/19)

KEY STATISTICS - TIME OF INJURY

POINTS	REBOUNDS	FG%	STEALS
12.6	8.1	.457	1.9
4TH ON TEAM	LEADS TEAM 11TH IN ACC	2ND ON TEAM 7TH IN ACC	2ND ON TEAM 5TH IN ACC

SEASON


SEASON	CAREER
12.....	Double-Figure Scoring..... 12
4.....	Double-Figure Rebounding..... 4
3.....	Double-Doubles..... 3
1.....	20-Point Games..... 1

2019-20 GAME-BY-GAME STATISTICS

Date	Opponent	GS	MIN	FG-A	3P-A	FT-A	RB	PF	A	TO	ST	BL	PTS
11/5	@ Fordham	*	24	3-9	0-1	5-9	3-4-7	3	1	1	1	0	11
11/8	Loyola MD	*	32	9-14	0-0	1-5	2-5-7	2	3	1	2	2	19
11/11	Tennessee	*	31	3-11	1-2	2-6	1-4-5	2	2	1	4	1	9
11/14	Michigan St	*	26	6-10	0-0	3-7	2-1-3	3	1	0	0	2	15
11/20	Toledo	*	32	3-10	0-0	1-3	2-4-6	5	1	3	1	0	7
11/23	@ Michigan	*	30	5-12	0-2	3-4	2-3-5	3	1	0	2	1	13
11/28	vs FGCU	*	36	8-13	0-1	3-4	1-8-9	1	0	3	1	1	19
11/29	vs South Dakota St	*	39	6-12	0-0	3-6	1-7-8	4	1	1	4	0	15
11/30	vs USF	*	33	6-7	1-1	5-9	1-8-9	2	2	0	3	1	18
12/4	Minnesota	*	37	4-13	0-1	1-1	2-12-14	2	6	1	1	2	9
12/8	@ UConn	*	35	8-16	0-4	1-2	5-6-11	3	3	1	0	1	17
12/11	DePaul	*	37	11-15	0-0	0-2	7-8-15	3	3	5	2	1	22
12/29	Clemson	*	36	5-12	0-2	4-6	2-5-7	4	0	3	4	1	14
1/2	@ Pittsburgh	*	30	3-10	0-0	4-7	5-6-11	4	2	3	3	1	10
1/5	@ Syracuse	*	38	0-7	0-1	4-8	4-7-11	1	2	6	2	2	4
1/9	Boston College	*	31	5-12	0-1	0-0	3-3-6	2	0	2	1	1	10
1/12	NC State	*	12	1-5	0-0	1-4	2-1-3	0	0	1	2	1	3
1/16	@ Duke	Out for remainder of the season											
1/19	Miami												
1/26	@ Virginia												
1/30	Louisville												
2/2	@ Georgia Tech												
2/6	@ Wake Forest												
2/9	Pittsburgh												
2/13	@ Boston College												
2/16	@ Louisville												
2/20	Virginia Tech												
2/23	Syracuse												
2/27	UNC												
3/1	@ Florida St												

PEOPLES' OVERALL CAREER STATISTICS

SEASON	TEAM	GP-GS	MIN/AVG	FG-FGA	FG%	3FG-FGA	3FG%	FT-FTA	FT%	OFF	DEF	TOT	AVG	PF-FO	AST	TO	BLK	STL	PTS	AVG
2019-20	ND	17-10	538/31.6	86-188	.457	2-16	.125	41-83	.494	45	92	137	8.1	44-1	28	32	18	33	215	12.6
TOTAL		17-10	538/31.6	86-188	.457	2-16	.125	41-83	.494	45	92	137	8.1	44-1	28	32	18	33	215	12.6



DANIELLE COSGROVE 22

6-4 // SOPHOMORE // FORWARD

HOLBROOK, N.Y.

SACHEM EAST

SEASON BESTS

Pts: 12 (vs Michigan St, 11/14/19)
 Rebs: 8 (vs Loyola MD, 11/8/19)
 FGM: 3, 4x (last vs North Carolina, 2/27/20)
 FGA: 8, 2x (last vs Tennessee, 11/11/19)
 3FGM: 3 (vs North Carolina, 2/27/20)
 3FGA: 5, 2x (last vs Pitt, 2/9/20)
 FTM: 5 (vs Michigan St, 11/14/19)
 FTA: 8 (vs Michigan St, 11/14/19)
 Ast: 4 (vs Pitt, 2/9/20)
 Blk: 2 (vs South Dakota State, 11/29/19)
 Stl: 3 (at Boston College, 2/13/20)
 Min: 26 (at UConn, 12/8/19)

CAREER BESTS

Pts: 12 (vs Michigan St, 11/14/19)
 Rebs: 8 (vs Loyola MD, 11/8/19)
 FGM: 3, 4x (last vs North Carolina, 2/27/20)
 FGA: 8, 2x (last vs Tennessee, 11/11/19)
 3FGM: 3 (vs North Carolina, 2/27/20)
 3FGA: 5, 2x (last vs Pitt, 2/9/20)
 FTM: 5 (vs Michigan St, 11/14/19)
 FTA: 8 (vs Michigan St, 11/14/19)
 Ast: 4 (vs Pitt, 2/9/20)
 Blk: 3 (vs WKU, 12/19/18)
 Stl: 3 (at Boston College, 2/13/20)
 Min: 26 (at UConn, 12/8/19)

UPDATE

- Played in all 30 games, including 4 starts. Averages 13.2 minutes.
- Contributing from three: Connected from deep in 4 of the last 8 games.
- Went off from beyond the arc in the second quarter vs. UNC on Feb. 27. Cosgrove hit a career high three treys in a three-minute span, finishing with nine points in the game.
- Collected a career high 3 steals at Boston College on Feb. 13.
- Went back-to-back games with a three for the Irish. After hitting a critical three in the 2nd half at Wake Forest on Feb. 6, Cosgrove went 2-for-5 from beyond the arc vs Pitt on Feb. 9, which tied her career best. She also dished out a career high 4 assists to go with her 8 points.
- Played a career high 26 minutes at No. 4 UConn, logging a made three and three rebounds.
- Notched her first career start at No. 21 Michigan (11/25), tallying four points.
- Broke out against No. 16 Michigan State (11/14) with a career high 12 points, including a career best 5-for-8 day from the free-throw line.
- Reeled in a career best 8 rebounds against Loyola Maryland in the home opener on Nov. 8.
- Opened the season in Fordham, less than an hour away from her hometown. Collected two points, one block and two boards.

SEASON

1..... Double-Figure Scoring..... 1

CAREER

2019-20 GAME-BY-GAME STATISTICS

Date	Opponent	GS	MIN	FG-A	3P-A	FT-A	RB	PF	A	TO	ST	BL	PTS
11/5	@ Fordham	12	1-4	0-1	0-0	0-2-2	0	0	3	0	1	2	
11/8	Loyola MD	20	2-8	0-1	2-2	3-5-8	3	1	1	1	1	6	
11/11	Tennessee	21	1-8	1-3	0-0	2-1-3	3	1	1	0	0	3	
11/14	Michigan St	14	3-5	1-1	5-8	4-1-5	1	0	2	0	1	12	
11/20	Toledo	20	1-4	0-0	0-0	0-2-2	0	1	2	2	0	2	
11/23	@ Michigan	* 17	2-4	0-1	0-0	0-1-1	5	1	3	0	1	4	
11/28	vs FGCU	12	1-3	0-0	1-1	0-1-1	0	1	1	1	0	3	
11/29	vs South Dakota St	23	1-7	0-2	1-2	2-1-3	0	2	1	0	2	3	
11/30	vs USF	* 22	1-2	1-1	2-4	1-2-3	2	3	2	0	0	5	
12/4	Minnesota	* 5	0-1	0-0	0-0	0-2-2	0	0	1	0	0	0	
12/8	@ UConn	* 26	1-5	1-5	0-0	0-3-3	2	1	1	0	1	3	
12/11	DePaul	1	0-0	0-0	0-0	0-0-0	0	0	0	0	0	0	
12/29	Clemson	15	1-3	0-0	0-0	0-1-1	1	0	0	0	0	2	
1/2	@ Pittsburgh	4	0-1	0-0	0-0	0-1-1	2	1	0	0	0	0	
1/5	@ Syracuse	9	0-2	0-0	0-0	0-0-0	1	0	1	1	0	0	
1/9	Boston College	4	1-1	0-0	0-0	0-0-0	0	0	1	0	0	2	
1/12	NC State	22	0-7	0-4	0-0	2-0-2	3	0	1	0	0	0	
1/16	@ Duke	8	1-3	1-1	0-0	1-0-1	1	0	2	1	1	3	
1/19	Miami	3	0-2	0-0	0-0	1-1-2	0	0	1	0	1	0	
1/26	@ Virginia	15	1-4	0-2	2-2	0-3-3	4	0	4	0	1	4	
1/30	Louisville	10	0-4	0-1	0-0	0-1-1	1	0	0	0	0	0	
2/2	@ Georgia Tech	10	0-2	0-2	0-0	0-3-3	2	1	0	0	0	0	
2/6	@ Wake Forest	12	1-3	1-2	0-0	1-2-3	2	0	1	0	1	3	
2/9	Pittsburgh	19	3-7	2-5	0-0	0-4-4	4	4	2	0	0	8	
2/13	@ Boston College	16	0-2	0-1	0-0	0-2-2	3	1	0	3	0	0	
2/16	@ Louisville	11	0-2	0-2	0-0	0-0-0	1	0	0	0	0	0	
2/20	Virginia Tech	17	3-5	1-3	0-0	1-1-2	1	0	0	0	0	7	
2/23	Syracuse	6	1-2	0-1	0-0	0-0-0	0	0	1	0	0	2	
2/27	UNC	14	3-6	3-4	0-0	0-1-1	2	0	0	0	0	9	
3/1	@ Florida St	11	1-3	0-1	0-0	0-0-0	1	1	0	0	0	2	

COSGROVE'S OVERALL CAREER STATISTICS

SEASON	TEAM	GP-GS	MIN/AVG	FG-FGA	FG%	3FG-FGA	3FG%	FT-FTA	FT%	OFF	DEF	TOT	AVG	PF-FO	AST	TO	BLK	STL	PTS	AVG
2018-19	ND	27-0	132/4.9	14-48	.292	9-35	.257	0-0	.000	4	14	18	0.7	14-0	5	8	6	1	37	1.4
2019-20	ND	30-4	397/13.2	30-110	.273	12-44	.273	13-19	.684	18	41	59	2.0	45-1	19	32	11	9	85	2.8
TOTAL		57-4	529/9.3	44-158	.278	21-79	.266	13-19	.684	22	55	77	1.4	59-1	24	40	17	10	122	2.1



DESTINEE WALKER 24

5-10 // GRADUATE // GUARD

ORLANDO, FLORIDA

NORTH CAROLINA // LAKE HIGHLAND

ALL-ACC HONORABLE MENTION

• Played in all 30 games, starting in all but one. Averages 35.3 minutes, which ranks 8th in the ACC. Participating in her first full season of basketball since the 2016-17 campaign with the Tar Heels.

• Awarded a sixth year of eligibility by the NCAA - will return for the 2020-21 season.

• Leads the Irish in 20+ scoring performances with 8, which is tied for the 7th most in the ACC. Her previous career best was four set her sophomore year at UNC (2016-17).

• Walker is on the best stretch of her season, posting 9 straight games with double-digit points.

• Recorded the fifth best scoring average in February with her 18.1 ppg. Diving deeper into February-only stats: she shot 41.7 percent from the field and 31-of-38 from the free-throw line (.816). She recorded three straight games with 20+ points from Feb. 6-13, totaling 69 points.

• 3 big 4th quarter pushes in February: 12 points vs. Virginia Tech, 8 vs. Pitt and 10 vs. Wake.

• Walker almost single-handedly won the game in Boston College (2/13), pouring in 21 points, including a go-ahead basket with 1.2 seconds on the clock.

• Walker tallied 24 points in just 26 minutes of play vs. Pitt (2/9), nearly missing the entire third quarter due to foul trouble. She converted 4-of-7 from three-point range.

• After sitting with two points at the half at Wake Forest (2/6), Walker willed the Irish to victory by scoring 12 points in the third and 10 points in the fourth.

• Went 4-of-5 from three vs. Miami (1/19), finishing with 21 points.

• Recorded her best quarter of the season in the first at Syracuse on Jan. 5 with 12 points. Has twice done so now after her third quarter at Wake Forest on Feb. 6.

• Willed the Irish to victory at Pitt (1/2) in the final minutes: Recorded an impressive reverse layup at 2:05, dished the assist to Vaughn at 1:33, earned a crucial steal with 23 seconds left, then converted three free throws in the final 20 seconds for the 60-52 win. Totaled 16 points for the game.

• Exploded with a season best 27 points at No. 21 Michigan (11/23), tying her career high from beyond the arc with five made three's (5-for-8). She scored nine of the team's 14 third quarter points.

• Walker hit the game-winning basket for the Irish in the 54-51 win over Toledo (11/20), tallying 12 points in the game.

• In her Irish debut, Walker stepped up with a 10-point, 10-rebound, double-double in 38 minutes of play. The 10 boards tied her career high.

SEASON BESTS

Pts: 27 (at Michigan, 11/23/19)
Rebs: 10 (at Fordham, 11/5/19)
FGM: 9, 2x (last at Michigan, 11/23/19)
FGA: 22 (vs Virginia Tech, 2/20/20)
3FGM: 5 (at Michigan, 11/23/19)
3FGA: 9, 2x (last at Syracuse, 1/5/20)
FTM: 7, 2x (last at Wake, 2/6/20)
FTA: 10 (at Virginia, 1/26/20)
Ast: 6 (vs Syracuse, 2/23/20)
Blk: 1, 4x (last vs Boston College, 1/9/20)
Stl: 4, 3x (last at Wake, 2/6/20)
Min: 40 (at Georgia Tech, 2/2/20)

CAREER BESTS

Pts: 32 (vs Florida A&M, 11/17/15)
Rebs: 10, 2x (last at Fordham, 11/5/19)
FGM: 10, 2x (last vs Iona, 11/21/15)
FGA: 22 (vs Virginia Tech, 2/20/20)
3FGM: 5, 3x (last at Michigan, 11/23/19)
3FGA: 12 (vs Louisville, 2/4/16)
FTM: 10 (vs Florida A&M, 11/17/15)
FTA: 10, 2x (last vs Jacksonville, 12/20/16)
Ast: 6, 2x (last vs Syracuse, 2/23/20)
Blk: 1, 7x (last vs Boston College, 1/9/20)
Stl: 4, 4x (last at Wake, 2/6/20)
Min: 45 (vs Pitt, 3/2/16)

KEY STATISTICS

POINTS	3PT FG	FT%	REBOUNDS
14.5	1.3	.754	4.5
LEADS TEAM 12TH IN ACC	2ND ON TEAM	LEADS TEAM 9TH IN ACC	4TH ON TEAM

SEASON

25	Double-Figure Scoring	65
8	20-Point Games	15
0	30-Point Games	1
1	Double-Doubles	2
1	Double-Figure Rebounds	2

CAREER

2019-20 GAME-BY-GAME STATISTICS

Date	Opponent	GS	MIN	FG-A	3P-A	FT-A	RB	PF	A	TO	ST	BL	PTS
11/5	@ Fordham	*	38	3-9	0-2	4-6	3-7-10	2	0	1	1	0	10
11/8	Loyola MD	*	33	9-15	0-1	6-7	3-3-6	2	4	1	2	1	19
11/11	Tennessee	*	36	5-13	3-7	5-6	1-1-2	3	2	2	4	0	18
11/14	Michigan St	*	35	0-2	0-1	4-6	2-0-2	5	1	1	1	0	4
11/20	Toledo	*	37	6-17	0-3	0-0	2-4-6	1	2	1	1	0	12
11/23	@ Michigan	*	33	9-14	5-8	4-6	0-2-2	3	1	1	4	0	27
11/28	vs FGCU	*	39	2-7	0-2	0-0	0-4-4	2	0	4	0	0	4
11/29	vs South Dakota St	*	38	4-16	0-9	4-6	0-1-1	4	1	1	2	0	12
11/30	vs USF	*	37	6-16	1-7	4-7	1-3-4	1	1	1	1	0	17
12/4	Minnesota	*	35	4-7	0-1	4-4	1-1-2	0	0	2	0	0	12
12/8	@ UConn	*	30	1-7	0-3	0-0	0-3-3	2	0	2	1	0	2
12/11	DePaul	*	30	8-12	2-3	2-3	0-5-5	4	1	5	0	0	20
12/29	Clemson	*	37	3-15	1-6	3-4	3-2-5	1	2	1	0	1	10
1/2	@ Pittsburgh	*	29	5-11	1-4	5-6	1-4-5	2	1	0	3	0	16
1/5	@ Syracuse	*	38	8-17	4-9	5-8	0-6-6	5	3	1	1	1	25
1/9	Boston College	*	36	7-15	1-7	6-6	0-1-1	3	3	3	1	1	21
1/12	NC State	*	35	4-15	0-6	3-4	3-1-4	2	2	2	0	0	11
1/16	@ Duke	*	32	2-13	0-7	2-2	1-6-7	3	2	1	1	0	6
1/19	Miami	*	38	6-11	4-5	5-6	3-4-7	2	2	2	1	0	21
1/26	@ Virginia	*	34	2-12	1-6	6-10	2-2-4	1	2	3	2	0	11
1/30	Louisville	*	25	1-10	1-4	0-0	1-1-2	0	0	0	0	0	3
2/2	@ Georgia Tech	*	40	4-11	0-3	7-8	0-4-4	3	2	1	2	0	15
2/6	@ Wake Forest	*	39	8-15	1-4	7-8	2-1-3	3	0	4	4	0	24
2/9	Pittsburgh	*	26	8-11	4-7	4-5	0-2-2	4	4	5	0	0	24
2/13	@ Boston College	*	38	7-21	3-6	4-4	3-6-9	2	1	3	0	0	21
2/16	@ Louisville	*	39	4-16	2-5	2-2	2-2-4	1	3	4	3	0	12
2/20	Virginia Tech	*	39	8-22	0-5	3-4	4-3-7	4	2	3	1	0	19
2/23	Syracuse	*	38	6-10	1-3	3-4	3-3-6	3	6	4	3	0	16
2/27	UNC	*	34	5-14	3-7	1-3	3-4-7	2	4	1	1	0	14
3/1	@ Florida St	*	36	4-11	1-3	1-2	1-3-4	2	3	3	0	0	10

WALKER'S OVERALL CAREER STATISTICS

SEASON	TEAM	GP-GS	MIN/AVG	FG-FGA	FG%	3FG-FGA	3FG%	FT-FTA	FT%	OFF	DEF	TOT	AVG	PF-FO	AST	TO	BLK	STL	PTS	AVG
2015-16	UNC	32-31	1194/37.3	160-428	.374	48-180	.267	78-96	.813	31	86	117	3.7	66-0	79	91	2	35	446	13.9
2016-17	UNC	21-20	684/32.6	91-238	.382	39-115	.339	40-55	.727	24	54	78	3.7	48-1	42	45	1	24	261	12.4
2018-19	UNC	4-0	39/9.7	2-7	.286	1-1	1.000	5-6	.833	2	2	4	1.0	4-0	2	2	0	0	10	2.5
2019-20	ND	30-29	1059/35.3	146-384	.380	40-147	.272	104-138	.754	44	90	134	4.5	72-2	55	63	4	40	436	14.5
TOTAL FOR ND		30-29	1059/35.3	146-384	.380	40-147	.272	104-138	.754	44	90	134	4.5	72-2	55	63	4	40	436	14.5
TOTAL		87-80	2976/34.2	399-1057	.377	128-443	.289	227-295	.769	101	232	333	3.8	190-3	178	201	7	99	1153	13.3



MIK VAUGHN 30

6-3 // JUNIOR // CENTER
 PHILADELPHIA, PENNSYLVANIA
 PAUL VI / FRIENDS' CENTRAL
 ATHLETIC STATUS: SOPHOMORE

SEASON BESTS

Pts: 21 (vs Syracuse, 2/23/20)
 Rebs: 11, 2x (at Duke, 1/16/20)
 FGM: 10 (at Georgia Tech, 2/2/20)
 FGA: 19 (at Pitt, 1/2/20)
 3FGM: 3
 3FGA: 7 (vs Syracuse, 2/23/20)
 FTM: 10 (vs Syracuse, 2/23/20)
 Ast: 5 (vs Louisville, 1/30/20)
 Blk: 3, 5x (last at Florida State, 3/1/20)
 Stl: 4 (vs Clemson, 12/29/19)
 Min: 34 (vs Boston College, 1/9/20)

CAREER BESTS

Pts: 21 (vs Syracuse, 2/23/20)
 Rebs: 11, 3x (last at Duke, 1/16/20)
 FGM: 10 (at Georgia Tech, 2/2/20)
 FGA: 19 (at Pitt, 1/2/20)
 3FGM: 3
 3FGA: 7 (vs Syracuse, 2/23/20)
 FTM: 10 (vs Syracuse, 2/23/20)
 Ast: 5 (vs Louisville, 1/30/20)
 Blk: 4, 2x (last vs Wake Forest, 1/13/19)
 Stl: 4 (vs Clemson, 12/29/19)
 Min: 34 (vs Boston College, 1/9/20)

KEY STATISTICS

POINTS	REBOUNDS	FG%	BLOCKS
10.7	6.8	.592	1.5
4TH ON TEAM	LEADS TEAM	LEADS TEAM	LEADS TEAM
		LEADS ACC	

UPDATE

- Athletic status - Sophomore. Started in all 19 games in which she's played. Averages 26.2 minutes
- As the lone Irish player with significant on-court experience from last season, Vaughn took on a major leadership role with the team, and is also our most improved: Vaughn went from averaging 3.3 points and 2.4 rebounds to 10.7 points and 6.8 rebounds. She shot 52.5 percent last year and jumped that to 59.2 percent aka the best shooting percentage in the ACC.
- Made her first career start for the Irish in the season opener at Fordham. Vaughn was closing in on a double-double with eight points and nine boards in 20 minutes of action before being sidelined with a right knee injury.
- Missed 11 games due to an ACL sprain in her right knee - opposite knee of what she tore in her freshman season. Returned from injury against Clemson on Dec. 29.
- Posted 9 double-digit scoring games since her return - 7 of which have been on the road. Vaughn has recorded at least 16 points in 7 of the 9 as well, which included two double-doubles. In fact, she netted two 20-point performances in the month of February.
- Scored double-digit points by the half on 5 separate occasions this season.
- Best defensive stretch of the season - recording three straight games with three blocks.
- Averaged 1.6 blocks/game in ACC play, ranked 6th. Averaged 2.8 offensive rebounds/game - ranked 6th.
- Averaging 13.0 ppg on 16-of-22 shooting during ND's three-game win streak.
- Recorded a career high 21 points on 7-of-9 shooting in the 72-70 win over Syracuse (2/23). In the final two minutes, Vaughn took a charge to force a turnover then hit the game-winning free throws.
- Recorded her first career double-double at Syracuse (1/5) with 16 points and a career-high tying 11 boards.
- Poured in 18 points at Duke (1/16), recording her second double-double with a career-high tying 11 boards.
- Went 7-of-8 from the field for 16 points in the win over Miami (1/19).
- Dished out a career best five assists vs No. 5 Louisville. It marked her first 5+5+5 Stat Stuffer game, earning eight points and five boards as well.
- Carried the Irish to victory at Georgia Tech on Feb. 2, scoring a career high 20 points on 10-of-15 shooting from the field.
- Iced the 75-71 win at Wake Forest on Feb. 6 with a free-throw in the final 10 seconds of the game.
- Garnered back-to-back games with double-digit rebounds for the first time of her career. Vaughn reeled in 10 rebounds each vs. Pitt (2/9) and at Boston College (2/13).

SEASON

CAREER


9..... Double-Figure Scoring.....	12
4..... Double-Figure Rebounds.....	5
2..... Double-Doubles.....	2
2..... 20-Point Games.....	2

2019-20 GAME-BY-GAME STATISTICS

Date	Opponent	GS	MIN	FG-A	3P-A	FT-A	RB	PF	A	TO	ST	BL	PTS
11/5	@ Fordham	*	20	3-6	0-0	2-3	2-7-9	0	4	3	1	0	8
11/8	Loyola MD		DNP										
11/11	Tennessee		DNP										
11/14	Michigan St		DNP										
11/20	Toledo		DNP										
11/23	@ Michigan		DNP										
11/28	vs FGCU		DNP										
11/29	vs South Dakota St		DNP										
11/30	vs USF		DNP										
12/4	Minnesota		DNP										
12/8	@ UConn		DNP										
12/11	DePaul		DNP										
12/29	Clemson	*	23	4-5	0-0	0-0	0-2-2	2	1	2	4	0	8
1/2	@ Pittsburgh	*	29	8-19	0-0	1-1	6-3-9	4	3	1	2	2	17
1/5	@ Syracuse	*	28	7-8	0-0	2-3	5-6-11	5	0	1	0	3	16
1/9	Boston College	*	34	2-6	0-0	2-2	5-4-9	3	4	0	0	3	6
1/12	NC State	*	25	3-3	0-0	0-0	0-1-1	3	2	2	3	2	6
1/16	@ Duke	*	32	7-11	0-0	4-5	7-4-11	3	0	3	2	1	18
1/19	Miami	*	24	7-8	0-0	2-2	4-4-8	4	3	4	0	1	16
1/26	@ Virginia	*	23	2-3	0-0	1-2	1-3-4	3	1	3	1	0	5
1/30	Louisville	*	29	3-8	0-0	2-4	2-3-5	2	5	1	1	1	8
2/2	@ Georgia Tech	*	29	10-15	0-0	0-0	2-5-7	4	0	1	1	1	20
2/6	@ Wake Forest	*	28	4-12	0-0	3-4	3-1-4	4	4	1	1	0	11
2/9	Pittsburgh	*	19	0-2	0-0	2-2	2-8-10	2	2	3	0	1	2
2/13	@ Boston College	*	22	2-3	0-0	0-0	2-8-10	4	2	1	1	2	4
2/16	@ Louisville	*	29	8-10	0-0	0-0	4-2-6	3	0	4	1	2	16
2/20	Virginia Tech	*	21	1-6	0-0	1-2	3-3-6	1	0	4	1	0	3
2/23	Syracuse	*	34	7-9	0-0	7-10	1-4-5	3	0	3	0	3	21
2/27	UNC	*	23	3-3	0-0	0-0	1-4-5	2	4	3	2	3	6
3/1	@ Florida St	*	25	6-10	0-0	0-0	3-4-7	5	2	2	0	3	12

VAUGHN'S OVERALL CAREER STATISTICS

SEASON	TEAM	GP-GS	MIN/AVG	Field Goals		3-Point		F-Throws		Rebounds				Scoring						
				FG-FGA	FG%	3FG-FGA	3FG%	FT-FTA	FT%	OFF	DEF	TOT	AVG	PF-FO	AST	TO	BLK	STL	PTS	AVG
2017-18	ND	6-0	79/13.2	23-37	.622	0-0	.000	2-6	.333	14	12	26	4.3	11-0	4	8	7	3	48	8.0
2018-19	ND	38-0	362/9.5	53-101	.525	0-0	.000	19-30	.633	41	49	90	2.4	48-1	7	25	24	10	125	3.3
2019-20	ND	19-19	498/26.2	87-147	.592	0-0	.000	29-40	.725	53	76	129	6.8	57-2	37	42	28	21	203	10.7
TOTAL		63-19	940/14.9	163-285	.572	0-0	.000	50-76	.658	108	137	245	3.9	116-3	48	75	59	34	376	6.0



SAM BRUNELLE 33

6-2 // FRESHMAN // FORWARD

RUCKERSVILLE, VIRGINIA

WILLIAM MONROE

ACC ALL-FRESHMAN TEAM

- Brunelle (14.1), Gilbert (13.4) and Peoples (12.6 ppg) lead all freshmen in the ACC in scoring.
- Brunelle's 14.1 ppg ranks 3rd all-time at ND for a freshman. The top spot belongs to Beth Morgan (17.9).
- Brunelle leads all ACC freshmen in Points + Assists + Rebounds/Game at 21.6. Furthermore, there are only 7 players total in the ACC, counting Sam, who average at least 13 points, 6 rebounds & 1.5 assists.
- Her 6 20+ scoring games leads all freshmen in the ACC, while her 22 double-figure scoring games ranks second behind Gilbert. She is 1-of-8 ACC players overall to record a 30-point outing.
- Became the first player to start her Irish career with seven double-digit scoring performances - previous record was four.
- Brunelle/Gilbert/Peoples could become the first freshmen trio to all finish with a double-digit scoring average. Also looking to become the highest scoring freshmen pairing in ND history: Arike Ogunbowale (11.4) and Marina Mabrey (10.7), 2015-16 // Mary Beth Schueth (13.0) and Carries Bates (12.4), 1981-82.
- Among freshmen at power-five schools, Brunelle's scoring average ranks 6th.
- Only three freshmen pairs in all of Division-I to average 13.0 ppg or higher --> ND's Brunelle and Gilbert, Fresno State's Haley & Hanna Cavinder and UTSA's Mikayla Woods & Adryana Quezada.
- Finding her three-point game: Brunelle went 13-of-68 (.191) from three over the first 14 games. Over the last 16 games of the reg. season, Brunelle converted 43-of-112 (.384). In addition, she averaged 2.4 threes in ACC play, which ranked 6th.
- Named the espnW National Player of the Week on March 3 after notching 23 points/9 rebounds vs UNC, then lifting the Irish over No. 19 Florida State with 25 points on a career high 7 made three-pointers. Her 7 treys tied Alicia Ratay for a single-game freshman record and ranked second overall for a single game.
- Her 56 made threes ranks 2nd among ND freshmen all-time behind Alicia Ratay (73).
- Current 3-game win streak: Averaging a team best 21.0 ppg on 45.1 percent shooting (23-51), with a 12-for-27 mark from three (.444). Her rebounding average is also up at 7.3.
- Went 6-of-10 from deep to tally 20 points vs. Virginia Tech (2/20).
- Brunelle went off in the win over Miami (1/19), scoring 20 of her 25 points in the 2nd half. Then notched back-to-back games with 20+ points for the first time with 21 at Virginia (1/26).
- Exploded with a career high 31 points on 13-of-18 shooting vs. DePaul on Dec. 11. Her 31-point performance also tied the Notre Dame individual scoring record for a freshmen, tying both Skylar Diggins and Katryna Gaither.
- 4th Quarter surges: Brunelle scored seven of her 19 points in the fourth against Minnesota (12/4). Scored nine of her 11 points in the fourth at No. 21 Michigan (11/23). Scored 11 of her 19 points in the fourth vs. No. 16 Michigan State (11/14).
- 2 double-doubles: 11-points, 12-rebounds against FGCU (11/28). All 12 boards were defensive rebounds, which marked a career best for that category. Prior, 19 points and 13 rebounds against Toledo (11/20).
- Peoples and Brunelle became the first pair of freshmen starters for a season opener since Teresa Borton & Jacqueline Batteast started the 2001-02 season opener.

SEASON BESTS

Pts: 31 (vs DePaul, 12/11/19)
 Rebs: 13 (vs Toledo, 11/20/19)
 FGM: 13 (vs DePaul, 12/11/19)
 FGA: 20 (at Duke, 1/16/20)
 3FGM: 7 (at Florida State, 3/1/20)
 3FGA: 12 (at Virginia, 1/26/20)
 FTM: 6 (vs Toledo, 11/20/19)
 FTA: 10 (vs Toledo, 11/20/19)
 Ast: 4 (at Florida State, 3/1/20)
 Blk: 4 (at Pitt, 1/2/20)
 Stl: 4 (at Boston College, 2/13/20)
 Min: 42 (at Syracuse, 1/5/20)

CAREER BESTS

Pts: 31 (vs DePaul, 12/11/19)
 Rebs: 13 (vs Toledo, 11/20/19)
 FGM: 13 (vs DePaul, 12/11/19)
 FGA: 20 (at Duke, 1/16/20)
 3FGM: 7 (at Florida State, 3/1/20)
 3FGA: 12 (at Virginia, 1/26/20)
 FTM: 6 (vs Toledo, 11/20/19)
 FTA: 10 (vs Toledo, 11/20/19)
 Ast: 4 (at Florida State, 3/1/20)
 Blk: 4 (at Pitt, 1/2/20)
 Stl: 4 (at Boston College, 2/13/20)
 Min: 42 (at Syracuse, 1/5/20)

KEY STATISTICS

POINTS	REBOUNDS	3PT FG	3PT FG%
14.1	5.9	1.9	.315
2ND ON TEAM	2ND ON TEAM	LEADS TEAM	LEADS TEAM
LEADS ACC FRESHMEN		10TH IN ACC	

SEASON

	CAREER
22..... Double-Figure Scoring.....	22
2..... Double-Figure Rebounds.....	2
2..... Double-Doubles.....	2
6..... 20-Point Games.....	6
1..... 30-Point Games.....	1

2019-20 GAME-BY-GAME STATISTICS

Date	Opponent	GS	MIN	FG-A	3P-A	FT-A	RB	PF	A	TO	ST	BL	PTS
11/5	@ Fordham	*	33	4-12	2-6	4-4	2-3-5	3	3	5	2	0	14
11/8	Loyola MD	*	34	6-15	0-5	0-0	3-6-9	1	3	4	0	2	12
11/11	Tennessee	*	32	6-18	2-11	2-2	1-2-3	4	0	3	1	0	16
11/14	Michigan St	*	37	7-13	2-6	3-6	1-7-8	1	3	2	1	3	19
11/20	Toledo	*	37	6-12	1-6	6-10	3-10-13	2	0	2	2	3	19
11/23	@ Michigan	*	39	5-11	1-5	1-2	1-3-4	4	2	2	1	2	12
11/28	vs FGCU	*	30	4-12	1-5	2-4	0-12-12	5	2	3	0	1	11
11/29	vs South Dakota St	*	27	1-7	1-4	4-4	0-2-2	3	0	0	0	0	7
11/30	vs USF	*	33	4-13	2-5	0-0	1-3-4	3	1	1	0	0	10
12/4	Minnesota	*	38	9-18	0-3	1-1	0-6-6	4	3	5	0	2	19
12/8	@ UConn	*	19	2-10	0-3	0-0	1-5-6	1	2	2	0	0	4
12/11	DePaul	*	38	13-18	1-3	4-5	1-6-7	1	2	2	0	1	31
12/29	Clemson	*	31	2-6	0-3	1-2	1-2-3	3	1	4	2	0	5
1/2	@ Pittsburgh	*	32	4-11	0-3	0-0	0-5-5	1	2	6	0	4	8
1/5	@ Syracuse	*	42	5-16	2-5	0-2	3-4-7	2	1	3	1	1	12
1/9	Boston College	*	33	6-14	3-7	0-0	1-7-8	2	1	4	0	0	15
1/12	NC State	*	27	2-8	2-7	0-0	1-1-2	3	1	1	0	0	6
1/16	@ Duke	*	39	6-20	4-11	0-0	4-4-8	2	1	8	1	1	16
1/19	Miami	*	36	11-18	3-5	0-0	1-3-4	1	0	3	2	0	25
1/26	@ Virginia	*	39	6-17	4-12	5-6	0-5-5	0	2	3	2	3	21
1/30	Louisville	*	39	6-15	2-8	3-4	3-6-9	1	1	6	1	1	17
2/2	@ Georgia Tech	*	37	2-7	0-2	3-3	0-4-4	2	3	1	0	2	7
2/6	@ Wake Forest	*	33	4-11	2-5	0-0	2-5-7	2	2	2	0	0	10
2/9	Pittsburgh	*	16	2-8	2-7	4-4	1-3-4	4	1	2	0	0	10
2/13	@ Boston College	*	36	4-16	1-1	0-0	1-2-3	4	2	3	4	0	9
2/16	@ Louisville	*	32	2-9	0-3	0-0	2-4-6	0	0	2	0	0	4
2/20	Virginia Tech	*	36	7-12	6-10	0-0	0-1-1	2	1	2	3	1	20
2/23	Syracuse	*	38	6-19	3-11	0-0	2-7-9	1	3	2	2	0	15
2/27	UNC	*	32	9-14	2-5	3-4	2-7-9	1	1	3	0	1	23
3/1	@ Florida St	*	38	8-18	7-11	2-2	0-4-4	1	4	2	1	0	25

BRUNELLE'S OVERALL CAREER STATISTICS

SEASON	TEAM	GP-GS	MIN/AVG	FG-FGA	FG%	3FG-FGA	3FG%	FT-FTA	FT%	OFF	DEF	TOT	AVG	PF-FO	AST	TO	BLK	STL	PTS	AVG
2019-20	ND	30-30	1013/33.8	159-398	.399	56-178	.315	48-65	.738	38	139	177	5.9	64-1	48	88	28	26	422	14.1
TOTAL		30-30	1013/33.8	159-398	.399	56-178	.315	48-65	.738	38	139	177	5.9	64-1	48	88	28	26	422	14.1

SCORING

Player scored 25 points	Sam Brunelle (25), at Florida State, 3/1/20
Player scored 30 points	Sam Brunelle (31) vs DePaul, 12/11/19
Player scored 35 points	Jessica Shepard (39) vs DePaul, 12/17/17
Player scored 40 points	Jewell Loyd (41) at DePaul, 12/10/14
Player came off bench and scored 20 points	Jackie Young (22), vs. Virginia, 3/3/19
Two players scored 20 points	Sam Brunelle (23) & Katlyn Gilbert (24), North Carolina, 2/27/20
Three players scored 20 points	Jessica Shepard (30), Jackie Young (21), Brianna Turner (20) vs Louisville, 3/10/19 (Greensboro, N.C.)
Three players scored 20 points/consecutive games	Arike Ogunbowale (30), Jessica Shepard (24), Marina Mabrey (23) vs CSUN, 3/16/18; Arike Ogunbowale (24), Jessica Shepard (25), Jackie Young (24) vs Villanova, 3/18/18
Two players scored 25 points	Arike Ogunbowale (27) & Jessica Shepard (26) vs FSU, 2/10/19
Player scored 25 points/consecutive games	Arike Ogunbowale (27 vs. Georgia Tech, 2/11/18; 27 at Virginia, 2/15/18)
None in double figures	at Seton Hall, 2/8/04
One in double figures	Brianna Turner (25) vs Duke, 1/26/17
Six in double figures	Arike Ogunbowale (13), Brianna Turner (14), Jessica Shepard (18), Mikayla Vaughn (10), Marina Mabrey (21), Jackie Young (21) vs Binghamton, 12/16/18
Seven in double figures	See eight in double figures
Eight in double figures	Devereaux Peters (20), Natalie Achonwa (19), Kaila Turner (14), Natalie Novosel (13), Skylar Diggins (11), Brittany Mallory (11), Kayla McBride (11) and Markisha Wright (11) vs Pittsburgh, 1/17/12
ND scored 55 points/half	58 (2nd half) vs Stanford, 4/1/19 (Chicago)
ND scored 60 points/half	60 (1st half) vs Pitt, 1/3/19
ND scored 50 points in both halves	50 (1st) & 53 (2nd) vs Harvard, 11/9/18
ND scored 100 points/game	103 vs Virginia, 3/3/19
ND scored 100 points/home game	See 100 points
ND scored 100 points/neutral site	100 vs Duquesne, 12/1/13 (@ Toronto, Ontario)
ND scored 100 points/conference game	103 vs Virginia, 3/3/19
ND scored fewer than 15 points/half	11 (1st half) at West Virginia, 1/13/08
ND scored fewer than 20 points/half	18 (2nd half) at Duke, 1/16/20
ND scored fewer than 50 points/game	49, at Louisville, 2/16/20

FIELD GOAL SHOOTING

Player made every shot from the field (min. 7)	Jessica Shepard (8-8) vs Binghamton, 12/16/18
ND shot 55 percent/consecutive games	56.7 (38-67) at Syracuse, 2/25/19; 55.1 (38-69) vs Virginia, 3/3/19, 58.0 (40-69) vs North Carolina, 3/8/19 (Greensboro, N.C.)
ND shot 60 percent/game	61.4 (35-57) vs Lehigh, 12/30/18
ND shot 65 percent/game	69.8 (37-53) vs WKU, 12/19/18
ND shot 70 percent/game	70.2 (40-57) at Mercer, 12/30/11
ND shot below 25 percent/game	24.5 (13-53) at West Virginia, 1/13/08
ND shot below 30 percent/game	29.5 (18-61) vs Louisville, 1/30/20
ND shot below 35 percent/game and won	33.3 (23-69) at Pitt, 1/2/20
ND shot 65 percent/half	69.2 (18-26) at Syracuse, 2/25/19
ND shot 70 percent/half	See 75
ND shot 75 percent or greater/half	.758 (22-29), 2nd half at Clemson, 1/31/19
ND shot below 25 percent/half	23.3 (7-30), 2nd half vs Louisville, 1/30/20
ND shot below 30 percent/half	28.6 (10-35), 2nd half at Virginia, 1/26/20

THREE-POINT SHOOTING

Player made 4 three-pointers/half	Sam Brunelle (2nd half) at Florida State, 3/1/20
Player made 5 three-pointers/half	Marina Mabrey (1st half) vs Texas A&M, 3/24/18 (Spokane, Wash.)
Player made 5 three-pointers	See 7
Player made 6 three-pointers	See 7
Player made 7 three-pointers	Sam Brunelle at Florida State, 3/1/20
Player made 8 three-pointers	Sheila McMillen vs. St. John's, 2/28/98 (@ Piscataway, N.J.)
Player attempted 10 three-pointers	Sam Brunelle (11) at Florida State, 3/1/20
ND made 10 three-pointers	13 vs Virginia, 3/3/19
ND did not make a three-pointer	vs. Saint Joseph's (Pa.), 12/21/14
ND attempted 20 three-pointers	23 vs Pittsburgh, 2/9/20
ND shot 60 percent 3FG (min. 5 att.)	70.0 (7-10) vs Miami, 1/19/20

FREE-THROW SHOOTING

Player made 10 free-throws	Arike Ogunbowale (12) vs Louisville, 1/10/19
Player made 15 free-throws	Jewell Loyd (15) at DePaul, 12/10/14
Player attempted 15 free-throws	Brianna Turner (16) at North Carolina, 1/15/15
Player made 10 for 10 or better	12-12 by Arike Ogunbowale vs Louisville, 1/10/19
ND shot 90 percent (min. 10 att.)	100.0 (10-10) vs Boston College, 1/9/20
ND shot below 50 percent (min. 10 att.)	46.7 (7-15) at Georgia Tech, 1/6/19
ND made 30 free-throws	31 (attempted 46) vs UCLA, 11/28/15 (@ Freeport, Bahamas)
ND made fewer than five FTs	4 (attempted 7) vs Wake Forest, 1/5/17
ND attempted 40 free-throws	46 (made 31) vs UCLA, 11/28/15 (@ Freeport, Bahamas)
ND attempted fewer than five FTs	2 (made 2) at Connecticut, 3/8/10

REBOUNDS

Player had 15 rebounds	Anaya Peoples (15) vs. DePaul, 12/11/19
Player had 20 rebounds	Natalie Achonwa (20) vs. South Florida, 3/10/13 (@ Hartford, Conn.)
Two players had double-figure rebounds	Mikayla Vaughn (11) & Anaya Peoples (11), at Syracuse, 1/5/20
Three players had double-figure rebounds	Jessica Shepard (12), Kathryn Westbeid (10), and Jackie Young (10) vs Marquette, 12/20/17
ND had 50 rebounds	50 vs Pittsburgh, 2/9/20
ND had 25 offensive rebounds	25 vs Iowa, 11/29/18
ND had 30 offensive rebounds	30 vs Longwood, 12/28/11

DOUBLE-DOUBLES

Points & rebounds/3 consecutive games	See 4
Points & rebounds/4 consecutive games	Jessica Shepard (24/14) vs Texas A&M, 3/30/19; (11/14) vs Stanford, 4/1/19; (20/13) vs UConn, 4/5/19; (11/10) vs Baylor, 4/7/19
Points & rebounds/5 consecutive games	Jessica Shepard (17/10) vs Florida State, 3/3/18; (23/10) vs Louisville, 3/4/18; (24/10) vs CSUN, 3/16/18; (25/10) vs Villanova, 3/18/18; (13/10) vs Texas A&M, 3/24/18 (Spokane, Wash.)
Points & assists	Marina Mabrey (12/12) vs UConn, 4/5/19 (Tampa)
Rebounds & assists	Lindsay Allen (11/10) vs Virginia, 1/29/17
Points & assists/consecutive games	Niele Ivey (12/10) at Valparaiso, 11/17/00; (14/11) vs Arizona, 11/20/00
Two players had double-doubles	Jessica Shepard (11p/10r) & Brianna Turner (12p/12r) vs Baylor, 4/7/19 (Tampa)
Three players had double-doubles	Jessica Shepard (20p/13r), Brianna Turner (15p/15r), Marina Mabrey (12p/12a), vs UConn, 4/5/19 (Tampa)
20+ points and 10+ rebounds	Anaya Peoples (22p/15r) vs DePaul, 12/11/19
30+ points and 10+ rebounds	Jessica Shepard vs Louisville, 3/10/19 (Greensboro, N.C.)
40+ points and 10+ rebounds	Jewell Loyd (41/12) vs DePaul, 12/10/14
15 points and 15 rebounds	Anaya Peoples (22p/15r) vs DePaul, 12/11/19
20 points and 20 rebounds	Natalie Achonwa (20/20) vs. South Florida, 3/10/13 (@ Hartford, Conn.)

TRIPLE DOUBLES (8 in school history)

Jackie Young (22p/10r/11a) vs Virginia, 3/3/19
Jackie Young (16p/12r/10a) at Tennessee, 1/24/19
Lindsay Allen (11p/11r/12a) at Chattanooga, 12/27/16
Marina Mabrey (18p/10a/12s) at Valparaiso, 11/23/15
Skylar Diggins (17p/10r/10a) at DePaul, 2/24/13
Skylar Diggins (22p/10r/11a) vs Maryland, 3/27/12 (@ Raleigh, N.C.)
Sara Liebscher (17p/12r/10a) vs. Detroit, 2/15/90
Mary Gavin (11p/14a/10s) vs. Marquette, 1/31/87

ASSISTS

Player had 10 assists	Marta Sniezek (14) vs North Carolina, 2/27/20
Player had 10 assists/consecutive games	Jackie Young - 12 at Syracuse, 2/25/19; 11 vs Virginia, 3/3/19
Player had 15 assists	Mary Gavin (17) at Marquette, 2/28/87
ND had 30 assists	30 at Georgia Tech, 1/6/19
ND had fewer than 10 assists	7, at Louisville, 2/16/20
ND had fewer than 5 assists	3 vs. Villanova, 3/8/09 (@ Hartford, Conn.)

BLOCKED SHOTS

Player blocked 5 shots	Brianna Turner (5) vs UConn, 4/5/19
Player blocked 6 shots	Jessica Shepard (6) at Penn, 12/9/17
Player blocked 7 shots	Brianna Turner (7) vs Boston College, 2/23/17
Player blocked 10 shots	Amanda Barksdale (11) vs Boston College, 2/10/02
ND blocked 10 shots	12 vs WKU, 12/19/18
ND blocked 15 shots	16 vs Boston College, 2/10/02
ND blocked 0 shots	vs. Boston College, 1/14/18

STEALS

Player had 5 steals	Katlyn Gilbert (6) at Duke, 1/16/20
Player had 10 steals	Marina Mabrey (12) at Valparaiso, 11/23/15
ND had 20 steals	21 vs. Saint Francis (Pa.), 12/31/12

TURNOVERS

ND committed 25 or more	26 at Duke, 1/16/20
ND committed 25 or more and won	See 25 or more
ND committed 30 or more	30 at West Virginia, 2/22/11
ND committed 10 or fewer	10 at Florida State, 3/1/20
ND committed 10 or fewer/consecutive games	9 vs Texas A&M, 3/30/19 (Chicago); 7 vs Stanford, 4/1/19 (Chicago); 9 vs UConn, 4/5/19 (Tampa); 10 vs Baylor, 4/7/19 (Tampa)
ND committed 5 or fewer	5 vs. Louisville, 3/4/17 (@ Conway, S.C.)

MISCELLANEOUS

Led team in points/rebounds/assists
 Hit "final minute" game-winning shot
 Four-point play
 Made shot from midcourt or beyond
 Played every minute
 Played more than 40 minutes
 ND rallied from 10-point deficit to win
 ND rallied from 15-point deficit to win
 ND rallied from 20-point deficit to win
 ND scored 20 straight points
 ND scored 25 straight points
 ND scored 30 straight points

OVERTIME

ND played an OT game
 ND played multiple overtimes
 ND won an OT game
 ND won an OT game at home
 ND won an OT game on the road
 ND lost an OT game

RANKINGS

Played the No. 1 team in the AP poll
 Played the No. 1 team in the WBCA/USA Today poll
 Defeated top-5 opponent
 Defeated top-10 opponent
 Defeated top-10 opponent at home
 Defeated top-10 opponent on the road
 Defeated top-10 opponent by double digits

SCORING MARGINS

ND won by 40-plus points
 ND won by 50-plus points
 ND won by 60-plus points
 ND won by 70-plus points
 ND lost by 10-19 at home
 ND lost by 20-29 points
 ND lost by 20-29 points at home
 ND lost by 20-29 points on the road
 ND lost by 30-plus points

Jackie Young (18p/13r/5a) vs Syracuse, 3/9/19
 Marta Sniezek (0:45 remaining) at Florida State, 3/1/20
 Madison Cable (9:52, 2nd half) vs. Wake Forest, 2/1/15
 Arike Ogunbowale (50 feet at 0:00, 2nd half) vs. Louisville, 3/4/18
 Destinee Walker, at Georgia Tech, 2/2/20
 Marta Sniezek (41:41) at Syracuse, 1/5/20
 Trailed Florida State, 41-30 (6:50 - 3rd), won 70-67, 3/1/20
 Trailed Mississippi State, 40-25 (6:41, 3rd), won 61-58, 4/1/18 (Columbus, Ohio)
 Trailed vs Tennessee, 37-14 (7:03 - 2nd); won 84-70, 1/18/18
 20-0 run vs. Miami, 1/19/20
 25-0 run vs. Bethune-Cookman, 3/23/19
 36-0 run vs. Southeast Missouri State, 1/2/11

at Syracuse (L, 74-63, OT), 1/5/20
 vs. Connecticut (W, 96-87, 3ot), 3/4/13
 vs UConn (W, 91-89), 3/30/18 (Columbus, Ohio)
 See played an OT game
 vs UConn (W, 91-89), 3/30/18 (Columbus, Ohio)
 at Syracuse (L, 74-63, OT), 1/5/20

vs Baylor (L, 82-81), 4/7/19 (Tampa)
 vs Baylor (L, 82-81), 4/7/19 (Tampa)
 vs #3 Louisville (W, 99-79), 3/10/19 (Greensboro, N.C.)
 vs #6 Stanford (W, 84-68), 4/1/19 (Chicago, Ill.)
 #2 Louisville (W, 82-68), 1/10/19
 #10 NC State (W, 95-72), 2/18/19
 s #6 Stanford (W, 84-68), 4/1/19 (Chicago, Ill.)

42 --- ND 92, Bethune-Cookman 50, 3/23/19
 50 --- ND 97, Boston College 47, 2/13/19
 60 --- at ND 114, Valparaiso 54, 12/4/16
 75 --- at ND 104, Holy Cross 29, 11/23/14
 See 30
 See 30
 See 30
 30 --- at Virginia 90, ND 60, 1/26/20
 33 --- at Louisville 82, ND 49, 2/16/20

LAST TIME OPPONENT ...

Player scored 25 points
 Player scored 30 points
 Player scored 35 points
 Two players scored 20 points
 Three players scored 20 points
 Two players scored 25 points
 None in double figures
 Five in double figures
 Six in double figures
 Scored 50 points/half
 Scored 55 points/half
 Scored 60 points/half
 Scored 100 points/game
 Scored 100 points/non-conference game
 Scored fewer than 15 points/half
 Scored fewer than 20 points/half
 Scored fewer than 40 points/game

Kiara Lewis (28), at Syracuse, 1/5/20
 Rennie Davis (33), Tennessee, 11/11/19
 Chennedy Carter (35), Texas A&M, 3/30/19 (Chicago)
 Kiah Gillespie (22) & Nausia Woolfolk (20), Florida State, 3/1/20
 Sonya Morris (29), Chante Stonewall (20) & Dee Bekelja (20), DePaul, 12/11/19
 Brittney Griner (32) and Odyssey Sims (25) at Baylor, 11/20/11 vs Pitt, 1/3/19
 Sonya Morris (29), Chante Stonewall (20), Dee Bekelja (20), Lexi Held (17) & Kelly Campbell (12), DePaul, 12/11/19
 Erika Davenport (19), Danielle King (12), Natisha Hiedeman (12), Allazia Blockton (20), Amani Wilborn (10), Isabelle Spingola (12), Marquette, 12/20/17
 50 (1st half), Louisville, 1/30/20
 56 (1st half), at Louisville, 1/11/18
 63 (2nd half), Northwestern State, 3/24/95 (@ Amarillo, Texas)
 105, DePaul, 12/11/19
 105, DePaul, 12/11/19
 13 (1st half), Georgia Tech, 2/3/19
 20 (1st half), at Duke, 1/16/20
 37, vs Clemson, 1/21/18

FIELD GOAL SHOOTING

Shot 55 percent/game
 Shot 60 percent/game
 Shot below 20 percent/game
 Shot below 25 percent/game
 Shot below 30 percent/game

56.7 (34-60), vs NC State, 1/12/20
 65.1 (41-63), at Louisville, 1/11/18
 18.6 (11-59), Holy Cross, 11/23/14
 24.1 (14-58), at Georgia Tech, 1/2/17
 25.7 (18-79), vs Pitt, 2/9/20

Shot 55 percent/half
 Shot 60 percent/half
 Shot 65 percent/half
 Shot 70 percent/half
 Shot below 20 percent/half
 Shot below 25 percent/half

THREE-POINT SHOOTING

Player made 5 three-pointers
 Player made 6 three-pointers
 Player made 7 or more three-pointers
 Player attempted 10 three-pointers
 Made 10 three-pointers
 Did not make a three-pointer
 Attempted 30 three-pointers
 Shot 50 percent 3FG (min. 5 att.)
 Shot 60 percent 3FG (min. 5 att.)

57.1 (16-28), at Louisville, 2/16/20
 63.6 (21-33), 1st half vs Louisville, 1/30/20
 68.2 (15-22), 2nd half by Texas A&M, 4/5/11 (@ Indianapolis, Ind.)
 71.8 (23-32), 1st half at Louisville, 1/11/18
 17.6 (6-34), 1st half at Boston College, 2/13/20
 See 20

Sonya Morris, DePaul, 12/11/19
 Gadiva Hubbard, Minnesota, 12/4/19
 Kendall Spray (8), Clemson, 12/29/19
 Digna Strautmene (10), Syracuse, 2/23/20
 16, DePaul, 12/11/19
 Duke, 2/16/15
 35, vs Syracuse, 2/23/20
 50.0 (9-18) vs Clemson, 12/29/19
 64.7 (11-17) at Louisville, 1/11/18

FREE-THROW SHOOTING

Player made 10 free-throws
 Player made 15 free-throws
 Player attempted 15 free-throws
 Player made 10 for 10 or better
 Shot 90 percent (min. 10 att.)
 Shot below 50 percent (min. 10 att.)
 Made 30 free-throws
 Made 5 or fewer FTs
 Attempted 40 free-throws
 Attempted fewer than five FTs

Kiara Lewis (13) at Syracuse, 1/5/20
 Nok Duany (15) at Georgetown, 2/23/02
 Kiara Lewis (18) at Syracuse, 1/5/20
 Allisha Gray (10-10) at North Carolina, 1/15/15
 90.9 (10-11), at N.C. State, 2/18/19
 50.0 (6-12), Loyola Maryland, 11/8/19
 32 (attempted 37), Illinois, 11/24/98
 5 (attempted 5), Miami, 1/19/20
 45 (made 28), at South Florida, 1/13/07
 5 (made 5), Miami, 1/19/20

REBOUNDS

Player had 15 rebounds
 Player had 20 rebounds
 Two players had double-figure rebounds
 Three players had double-figure rebounds
 Had 50 rebounds
 Out-rebounded ND by 10 or more

Emily Engstler (15) at Syracuse, 1/5/20
 Wendy Scholtens (20) at Vanderbilt, 1/8/89
 Emma Guy (12) & Taylor Soule (12), Boston College, 1/9/20
 Aurora Adams (16), Brenda McCunn (11) and Paula Langseth (10), Hawaii, 3/22/81 (@ Anchorage, Alaska)
 55, at Syracuse, 1/5/20
 12, at Boston College, 2/13/20

DOUBLE-DOUBLES

Points & assists
 Points & steals
 Assists & rebounds
 Two players had double-doubles

Paris Kea (30p/10a) at North Carolina, 1/27/19
 Alexis Jones (16/10) at Duke, 2/2/14
 Kylie Kornegay-Lucas (10a/11r), at Virginia, 1/26/20
 Emma Guy (11p/12r) & Taylor Soule (19p/12r), Boston College, 1/9/20

Three players had double-doubles

Mary Raese (24p/10r), Mary Westerwelle (11p/10r) and Netra McGrew (10p/10a), Idaho, 3/21/86 (@ Amarillo, Texas)
 Emily Engstler (22p/15r), at Syracuse, 1/5/20
 Taylor Soule (20p/10r), at Boston College, 2/13/20
 Wendy Scholtens (29/20) at Vanderbilt, 1/8/89
 Myisha Hines-Allen (31/12) at Louisville, 1/11/18

15 points and 15 rebounds
 20 points and 10 rebounds
 20 points and 20 rebounds
 30 points and 10 rebounds

TRIPLE-DOUBLES

Points, rebounds, assists
 Points, rebounds, steals

Liad Suez-Karni (14p/10r/10a), Villanova, 2/7/06
 Diana Vines (23p/11r/12s) at DePaul, 1/24/89

ASSISTS

Player had 10 assists
 Player had 15 assists
 Had 25 assists
 Had 30 assists
 Had fewer than 10 assists
 Had 5 or fewer assists

Taja Cole (11), Virginia Tech, 2/20/20
 Veronica Pettry (16) at Loyola-Chicago, 2/18/89
 25, Louisville, 1/30/20
 30 at Loyola-Chicago, 2/18/89
 9, at Duke, 1/16/20
 5, vs ETSU, 11/24/17 (@ Estero, Fla.)

BLOCKED SHOTS

Player blocked 5 shots
 Blocked 10 shots
 Blocked 15 shots
 Blocked 0 shots

Elizabeth Kitley (8), Virginia Tech, 2/20/20
 10, Louisville, 1/30/20
 16 at Connecticut, 1/27/07
 Binghamton, 12/16/18

STEALS

Player had 5 steals
 Player had 6 steals
 Player had 7 steals

Taja Cole, Virginia Tech, 2/20/20
 see player had seven steals
 Kala Green, North Carolina A&T, 3/19/16

Player had 10 steals
Had 15 steals
Had 20 steals

Alexis Jones at Duke, 2/2/14
16 at Duke, 2/2/14
24, Georgetown, 1/29/00

TURNOVERS

Player committed 10 turnovers
Committed 20 turnovers or more and won
Committed 25 turnovers or more
Committed 30 turnovers or more
Committed 35 turnovers or more
Committed 40 turnovers or more
Committed 10 turnovers or fewer
Committed 5 turnovers or fewer

Samantha Logic (11) at Iowa, 3/26/13
27, at Boston College, 2/13/20
27, at Boston College, 2/13/20
31 vs. Valparaiso, 12/4/16
35, Connecticut, 3/4/13
46, Akron, 11/11/11
10, Florida State, 3/1/20
5, Oregon, 3/26/18 (Spokane, Wash.)

MISCELLANEOUS

Led team in points/rebounds/assists
Four-point play
Hit "final minute" game-winning shot
Played every minute
Played more than 40 minutes
Rallied from 10-point deficit to win
Led ND by 10 or more at halftime
Led ND by 15 or more at halftime
Led ND by 25 or more points

Nicki Ekhomu (26p/8r/6a), Florida State, 2/10/19
Tori Jankoska (2:44, 1st quarter) at Michigan State, 12/20/16
Emma Guy (0:01 left), at Boston College, 2/13/20
Gabrielle Cooper, Syracuse, 2/23/20
Kiara Lewis (42:17), at Syracuse, 1/5/20
at Boston College, 2/13/20 (ND led by 15, 43-28, 4:21 left in 3rd quarter. BC won 56-55)
12, Virginia Tech, (36-24), 2/20/20
21 vs Louisville (50-29), 1/30/20
34 at Louisville (82-48) at 1:25 in 4th Q, 2/16/20

NOTRE DAME HIGHS

Notre Dame - Game Highs

POINTS	94	DePaul (12/11/2019)
	84	Loyola Maryland (11/08/2019)
	83	North Carolina (02/27/2020)
	76	Miami (FL) (01/19/2020)
	76	at Michigan (11/23/2019)
FIELD GOALS MADE	39	DePaul (12/11/2019)
	33	North Carolina (02/27/2020)
	33	Loyola Maryland (11/08/2019)
FIELD GOAL ATTEMPTS	71	at Syracuse (01/05/2020)
	70	Tennessee (11/11/2019)
FIELD GOAL PERCENTAGE	.574 (39-68)	DePaul (12/11/2019)
	.524 (33-63)	North Carolina (02/27/2020)
3 PT FG MADE	9	Pittsburgh (02/09/2020)
	8	at Florida St. (03/01/2020)
	8	North Carolina (02/27/2020)
3 PT FG ATTEMPTS	25	at UConn (12/08/2019)
	25	Tennessee (11/11/2019)
3 PT FG PERCENTAGE	.700 (7-10)	Miami (FL) (01/19/2020)
	.500 (8-16)	at Florida St. (03/01/2020)
	.500 (4-8)	DePaul (12/11/2019)
FREE THROWS MADE	20	at Fordham (11/05/2019)
	19	at Virginia (01/26/2020)
FREE THROW ATTEMPTS	33	at Fordham (11/05/2019)
	31	Michigan St. (11/14/2019)
FREE THROW PERCENTAGE	1.000 (10-10)	Boston College (01/09/2020)
	.909 (10-11)	Minnesota (12/04/2019)
REBOUNDS	55	at Syracuse (01/05/2020)
	50	Pittsburgh (02/09/2020)
	50	Loyola Maryland (11/08/2019)
ASSISTS	26	North Carolina (02/27/2020)
	24	DePaul (12/11/2019)
STEALS	17	at Michigan (11/23/2019)
	15	at Duke (01/16/2020)
BLOCKED SHOTS	8	Michigan St. (11/14/2019)
	7	at Virginia (01/26/2020)
	7	at Syracuse (01/05/2020)
	7	at Pittsburgh (01/02/2020)
	7	Loyola Maryland (11/08/2019)
TURNOVERS	27	DePaul (12/11/2019)
	26	at Duke (01/16/2020)
FOULS	26	at Michigan (11/23/2019)
	24	at Boston College (02/13/2020)

OPPONENT HIGHS

Opponent - Game Highs

POINTS	105	DePaul (12/11/2019)
	90	at Virginia (01/26/2020)
	90	NC State (01/12/2020)
	86	Louisville (01/30/2020)
	82	at Louisville (02/16/2020)
FIELD GOALS MADE	43	DePaul (12/11/2019)
	34	Louisville (01/30/2020)
	34	at Virginia (01/26/2020)
	34	NC State (01/12/2020)
FIELD GOAL ATTEMPTS	84	DePaul (12/11/2019)
	78	at Syracuse (01/05/2020)
FIELD GOAL PERCENTAGE	.567 (34-60)	NC State (01/12/2020)
	.540 (34-63)	Louisville (01/30/2020)
3 PT FG MADE	16	DePaul (12/11/2019)
	12	Minnesota (12/04/2019)
3 PT FG ATTEMPTS	41	vs South Fla. (N) (11/30/2019)
	38	at Fordham (11/05/2019)
3 PT FG PERCENTAGE	.552 (16-29)	DePaul (12/11/2019)
	.500 (9-18)	Clemson (12/29/2019)
FREE THROWS MADE	22	at Wake Forest (02/06/2020)
	21	at Michigan (11/23/2019)
FREE THROW ATTEMPTS	36	at Michigan (11/23/2019)
	27	at Wake Forest (02/06/2020)
FREE THROW PERCENTAGE	1.000 (5-5)	Miami (FL) (01/19/2020)
	.875 (14-16)	Michigan St. (11/14/2019)
REBOUNDS	55	at Syracuse (01/05/2020)
	55	Tennessee (11/11/2019)
ASSISTS	25	Louisville (01/30/2020)
	25	at Virginia (01/26/2020)
STEALS	15	DePaul (12/11/2019)
	13	Virginia Tech (02/20/2020)
	13	at Duke (01/16/2020)
BLOCKED SHOTS	12	Tennessee (11/11/2019)
	10	Louisville (01/30/2020)
TURNOVERS	28	Tennessee (11/11/2019)
	27	at Boston College (02/13/2020)
FOULS	27	Michigan St. (11/14/2019)
	27	at Fordham (11/05/2019)

NOTRE DAME LOWS

Notre Dame - Game Lows

POINTS	47	at Duke (01/16/2020)
	49	at Louisville (02/16/2020)
	54	Louisville (01/30/2020)
	54	Toledo (11/20/2019)
	55	at Boston College (02/13/2020)
	55	Clemson (12/29/2019)
FIELD GOALS MADE	18	Louisville (01/30/2020)
	18	at Virginia (01/26/2020)
	18	at Duke (01/16/2020)
FIELD GOAL ATTEMPTS	45	at Georgia Tech (02/02/2020)
	49	vs FGCU (N) (11/28/2019)
FIELD GOAL PERCENTAGE	.281 (18-64)	at Duke (01/16/2020)
	.295 (18-61)	Louisville (01/30/2020)
3 PT FG MADE	0	at Georgia Tech (02/02/2020)
	1	at Pittsburgh (01/02/2020)
	1	Minnesota (12/04/2019)
	1	vs South Dakota St. (N) (11/29/2019)
	1	Toledo (11/20/2019)
	1	Loyola Maryland (11/08/2019)
3 PT FG ATTEMPTS	7	at Georgia Tech (02/02/2020)
	8	at Pittsburgh (01/02/2020)
	8	DePaul (12/11/2019)
	8	Minnesota (12/04/2019)
	8	Michigan St. (11/14/2019)
3 PT FG PERCENTAGE	.000 (0-7)	at Georgia Tech (02/02/2020)
	.059 (1-17)	vs South Dakota St. (N) (11/29/2019)
FREE THROWS MADE	5	at Louisville (02/16/2020)
	5	at UConn (12/08/2019)
FREE THROW ATTEMPTS	7	at Duke (01/16/2020)
	8	at Florida St. (03/01/2020)
	8	at Louisville (02/16/2020)
FREE THROW PERCENTAGE	.500 (11-22)	vs South Fla. (N) (11/30/2019)
	.524 (11-21)	at Syracuse (01/05/2020)
REBOUNDS	24	at Michigan (11/23/2019)
	25	vs South Dakota St. (N) (11/29/2019)
ASSISTS	7	at Louisville (02/16/2020)
	8	vs South Dakota St. (N) (11/29/2019)
	8	Toledo (11/20/2019)
STEALS	2	at Florida St. (03/01/2020)
	2	Minnesota (12/04/2019)
BLOCKED SHOTS	1	at Wake Forest (02/06/2020)
	1	Tennessee (11/11/2019)
TURNOVERS	10	at Florida St. (03/01/2020)
	10	vs South Dakota St. (N) (11/29/2019)
FOULS	9	at Fordham (11/05/2019)
	10	at Louisville (02/16/2020)
	10	Miami (FL) (01/19/2020)

OPPONENT LOWS

Opponent - Game Lows

POINTS	50	at Duke (01/16/2020)
	51	at Georgia Tech (02/02/2020)
	51	vs South Fla. (N) (11/30/2019)
	51	Toledo (11/20/2019)
	52	Pittsburgh (02/09/2020)
	52	at Pittsburgh (01/02/2020)
FIELD GOALS MADE	16	at Pittsburgh (01/02/2020)
	18	Pittsburgh (02/09/2020)
FIELD GOAL ATTEMPTS	53	at Wake Forest (02/06/2020)
	53	Tennessee (11/11/2019)
FIELD GOAL PERCENTAGE	.254 (16-63)	at Pittsburgh (01/02/2020)
	.257 (18-70)	Pittsburgh (02/09/2020)
3 PT FG MADE	2	at Boston College (02/13/2020)
	2	at Georgia Tech (02/02/2020)
3 PT FG ATTEMPTS	14	at Wake Forest (02/06/2020)
	16	at Georgia Tech (02/02/2020)
	16	at Virginia (01/26/2020)
3 PT FG PERCENTAGE	.091 (2-22)	at Boston College (02/13/2020)
	.107 (3-28)	Pittsburgh (02/09/2020)
FREE THROWS MADE	1	at Fordham (11/05/2019)
	3	DePaul (12/11/2019)
	3	vs South Fla. (N) (11/30/2019)
FREE THROW ATTEMPTS	2	at Fordham (11/05/2019)
	5	Miami (FL) (01/19/2020)
	5	vs South Fla. (N) (11/30/2019)
	5	Toledo (11/20/2019)
FREE THROW PERCENTAGE	.353 (6-17)	at Duke (01/16/2020)
	.400 (6-15)	vs FGCU (N) (11/28/2019)
REBOUNDS	33	Miami (FL) (01/19/2020)
	34	vs FGCU (N) (11/28/2019)
ASSISTS	9	North Carolina (02/27/2020)
	9	at Duke (01/16/2020)
STEALS	3	at Florida St. (03/01/2020)
	3	at Wake Forest (02/06/2020)
	3	vs South Fla. (N) (11/30/2019)
BLOCKED SHOTS	1	North Carolina (02/27/2020)
	1	Pittsburgh (02/09/2020)
TURNOVERS	8	North Carolina (02/27/2020)
	9	Minnesota (12/04/2019)
FOULS	9	at UConn (12/08/2019)
	11	at Louisville (02/16/2020)
	11	at Duke (01/16/2020)

NOTRE DAME INDIVIDUAL HIGHS

Notre Dame - Individual Game Highs

POINTS	31	Sam Brunelle vs DePaul (12/11/2019)
	27	Destinee Walker at Michigan (11/23/2019)
	25	Sam Brunelle at Florida St. (03/01/2020)
	25	Sam Brunelle vs Miami (FL) (01/19/2020)
	25	Katlyn Gilbert vs NC State (01/12/2020)
	25	Destinee Walker at Syracuse (01/05/2020)
FIELD GOALS MADE	13	Sam Brunelle vs DePaul (12/11/2019)
	12	Katlyn Gilbert vs NC State (01/12/2020)
FIELD GOAL ATTEMPTS	26	Katlyn Gilbert vs NC State (01/12/2020)
	22	Destinee Walker vs Virginia Tech (02/20/2020)
FIELD GOAL PERCENTAGE (min 5 made)	.875 (7-8)	Mikayla Vaughn vs Miami (FL) (01/19/2020)
	.875 (7-8)	Mikayla Vaughn at Syracuse (01/05/2020)
3 PT FG MADE	7	Sam Brunelle at Florida St. (03/01/2020)
	6	Sam Brunelle vs Virginia Tech (02/20/2020)
3 PT FG ATTEMPTS	12	Sam Brunelle at Virginia (01/26/2020)
	11	Sam Brunelle at Florida St. (03/01/2020)
	11	Sam Brunelle vs Syracuse (02/23/2020)
	11	Sam Brunelle at Duke (01/16/2020)
	11	Sam Brunelle vs Tennessee (11/11/2019)
3 PT FG PERCENTAGE (min 2 made)	.800 (4-5)	Destinee Walker vs Miami (FL) (01/19/2020)
	.750 (3-4)	Danielle Cosgrove vs North Carolina (02/27/2020)
FREE THROWS MADE	8	Katlyn Gilbert vs Louisville (01/30/2020)
	7	Mikayla Vaughn vs Syracuse (02/23/2020)
	7	Destinee Walker at Wake Forest (02/06/2020)
	7	Destinee Walker at Georgia Tech (02/02/2020)
FREE THROW ATTEMPTS	10	Mikayla Vaughn vs Syracuse (02/23/2020)
	10	Destinee Walker at Virginia (01/26/2020)
	10	Sam Brunelle vs Toledo (11/20/2019)
FREE THROW PERCENTAGE (min 3 made)	1.000 (8-8)	Katlyn Gilbert vs Louisville (01/30/2020)
	1.000 (6-6)	Destinee Walker vs Boston College (01/09/2020)
	1.000 (4-4)	Destinee Walker at Boston College (02/13/2020)
	1.000 (4-4)	Sam Brunelle vs Pittsburgh (02/09/2020)
	1.000 (4-4)	Katlyn Gilbert at Virginia (01/26/2020)
	1.000 (4-4)	Destinee Walker vs Minnesota (12/04/2019)
	1.000 (4-4)	Sam Brunelle vs South Dakota St. (N) (11/29/2019)
	1.000 (4-4)	Sam Brunelle at Fordham (11/05/2019)
	1.000 (3-3)	Sam Brunelle at Georgia Tech (02/02/2020)
	1.000 (3-3)	Marta Sniezek at UConn (12/08/2019)
	1.000 (3-3)	Marta Sniezek vs Tennessee (11/11/2019)
REBOUNDS	15	Anaya Peoples vs DePaul (12/11/2019)
	14	Anaya Peoples vs Minnesota (12/04/2019)
ASSISTS	14	Marta Sniezek vs North Carolina (02/27/2020)
	12	Marta Sniezek vs DePaul (12/11/2019)
STEALS	6	Katlyn Gilbert at Duke (01/16/2020)
	6	Marta Sniezek at Syracuse (01/05/2020)
BLOCKED SHOTS	4	Sam Brunelle at Pittsburgh (01/02/2020)
	3	Mikayla Vaughn at Florida St. (03/01/2020)
	3	Mikayla Vaughn vs North Carolina (02/27/2020)
	3	Mikayla Vaughn vs Syracuse (02/23/2020)
	3	Sam Brunelle at Virginia (01/26/2020)
	3	Mikayla Vaughn vs Boston College (01/09/2020)
	3	Mikayla Vaughn at Syracuse (01/05/2020)
	3	Sam Brunelle vs Toledo (11/20/2019)
	3	Sam Brunelle vs Michigan St. (11/14/2019)

OPPONENT INDIVIDUAL HIGHS

Opponent - Individual Game Highs

POINTS	33	Rennia Davis vs Tennessee (11/11/2019)
	29	Sonya Morris vs DePaul (12/11/2019)
	28	Kiara Lewis at Syracuse (01/05/2020)
	28	Nia Clouden vs Michigan St. (11/14/2019)
	26	Megan Walker at UConn (12/08/2019)
FIELD GOALS MADE	12	Sonya Morris vs DePaul (12/11/2019)
	12	Rennia Davis vs Tennessee (11/11/2019)
FIELD GOAL ATTEMPTS	25	Sonya Morris vs DePaul (12/11/2019)
	22	Bre Cavanaugh at Fordham (11/05/2019)
FIELD GOAL PERCENTAGE (min 5 made)	.875 (7-8)	Amber Brown vs Pittsburgh (02/09/2020)
	.857 (6-7)	Kayla Jones vs NC State (01/12/2020)
	.857 (6-7)	Paiton Burckhard vs South Dakota St. (N) (11/29/2019)
3 PT FG MADE	8	Kendall Spray vs Clemson (12/29/2019)
	6	Gadiva Hubbard vs Minnesota (12/04/2019)
3 PT FG ATTEMPTS	14	Kendall Spray vs Clemson (12/29/2019)
	13	Gadiva Hubbard vs Minnesota (12/04/2019)
	13	Maria Alvarez vs South Fla. (N) (11/30/2019)
3 PT FG PERCENTAGE (min 2 made)	1.000 (4-4)	Dee Bekeja vs DePaul (12/11/2019)
	1.000 (2-2)	Elissa Cunane vs NC State (01/12/2020)
	1.000 (2-2)	Jasmine Brunson vs Minnesota (12/04/2019)
FREE THROWS MADE	13	Kiara Lewis at Syracuse (01/05/2020)
	8	Taylor Soule at Boston College (02/13/2020)
	8	Alex Sharp at Wake Forest (02/06/2020)
	8	Amber Brown at Pittsburgh (01/02/2020)
FREE THROW ATTEMPTS	18	Kiara Lewis at Syracuse (01/05/2020)
	14	Amber Brown at Pittsburgh (01/02/2020)
FREE THROW PERCENTAGE (min 3 made)	1.000 (8-8)	Alex Sharp at Wake Forest (02/06/2020)
	1.000 (6-6)	Nia Clouden vs Michigan St. (11/14/2019)
	1.000 (5-5)	Dana Evans vs Louisville (01/30/2020)
	1.000 (4-4)	Shayla Bennett vs North Carolina (02/27/2020)
	1.000 (4-4)	Gabbie Green vs Pittsburgh (02/09/2020)
	1.000 (4-4)	Jazmine Jones vs Louisville (01/30/2020)
	1.000 (4-4)	Jocelyn Willoughby at Virginia (01/26/2020)
	1.000 (4-4)	Carole Miller at Virginia (01/26/2020)
	1.000 (4-4)	Emy Hayford at Pittsburgh (01/02/2020)
	1.000 (3-3)	Aisha Sheppard at Virginia Tech (02/20/2020)
REBOUNDS	16	Taiye Bello vs Minnesota (12/04/2019)
	16	Naz Hillmon at Michigan (11/23/2019)
ASSISTS	12	Destiny Thomas vs Clemson (12/29/2019)
	11	Taja Cole vs Virginia Tech (02/20/2020)
STEALS	5	Taja Cole vs Virginia Tech (02/20/2020)
	5	Taylor Soule at Boston College (02/13/2020)
	5	Teisha Hyman at Syracuse (01/05/2020)
	5	Amy Dilk at Michigan (11/23/2019)
	5	Kaitlyn Downey at Fordham (11/05/2019)
BLOCKED SHOTS	8	Elizabeth Kitley vs Virginia Tech (02/20/2020)
	6	Kylee Shook vs Louisville (01/30/2020)
TURNOVERS	8	Jordan Horston vs Tennessee (11/11/2019)
	7	Kiara Lewis vs Syracuse (02/23/2020)
	7	Marnelle Garraud at Boston College (02/13/2020)
	7	Amy Dilk at Michigan (11/23/2019)
FOULS	5	Francesca Pan at Georgia Tech (02/02/2020)
	5	Rylie Cascio Jensen vs South Dakota St. (N) (11/29/2019)
	5	Kaitlyn Downey at Fordham (11/05/2019)

#16/14 NOTRE DAME, 60
FORDHAM, 55

Nov. 5, 2019
Rose Hill Gymnasium (Bronx, N.Y.)



Official Basketball Box Score - Final
Notre Dame at Fordham
11/05/19 Rose Hill Gym, Bronx
2019-20 Women's Basketball
Game Time: 12:00 AM
Game Duration: 1:52
Attendance: 3,200
Officials: Ed Sidisky, Kevin Dillard, Kristi Mosley

Notre Dame - 60

Record: 1-0. Table with columns: NO. Name, Min, FG, 3P, FT, Rebounds, Fouls, TP, AS, TO, ST, Blocks, +/-, Shooting By Period. Includes team totals and technical fouls.

Fordham - 55

Record: 0-1. Table with columns: NO. Name, Min, FG, 3P, FT, Rebounds, Fouls, TP, AS, TO, ST, Blocks, +/-, Shooting By Period. Includes team totals and technical fouls.

Summary table with columns: NOT, FOR, Points from Turnovers, NOT FOR, Period by Period Scoring. Includes Best Scoring Run, Lead Changes, Times Tied, Time with Lead.

LOYOLA MARYLAND, 60
#16/14 NOTRE DAME, 84

Nov. 8, 2019
Purcell Pavilion (Notre Dame, Ind.)



Official Basketball Box Score - Final
Loyola Maryland at Notre Dame
11/08/19 Purcell Pavilion at the Joyce Center, Notre Dame
2019-20 Women's Basketball
Game Time: 6:30 PM
Game Duration: 1:52
Attendance: 7,613
Officials: Billy Smith, Mark Berger, Linda Meis

Loyola Maryland - 60

Record: 0-1. Table with columns: NO. Name, Min, FG, 3P, FT, Rebounds, Fouls, TP, AS, TO, ST, Blocks, +/-, Shooting By Period. Includes team totals and technical fouls.

Notre Dame - 84

Record: 2-0. Table with columns: NO. Name, Min, FG, 3P, FT, Rebounds, Fouls, TP, AS, TO, ST, Blocks, +/-, Shooting By Period. Includes team totals and technical fouls.

Summary table with columns: LOY, ND, Points from Turnovers, LOY, ND, Period by Period Scoring. Includes Best Scoring Run, Lead Changes, Times Tied, Time with Lead.

TENNESSEE, 74
#15/14 NOTRE DAME, 63

Nov. 11, 2019
Purcell Pavilion (Notre Dame, Ind.)



Official Basketball Box Score - Final
Tennessee at Notre Dame
11/11/19 Purcell Pavilion at the Joyce Center, Notre Dame
2019-20 Women's Basketball
Game Time: 12:00 AM
Game Duration: 1:52
Attendance: 7,801
Officials: Dee Karntner, Karen Preato, Pulani Spurlock

Tennessee - 74

Record: 3-0. Table with columns: NO. Name, Min, FG, 3P, FT, Rebounds, Fouls, TP, AS, TO, ST, Blocks, +/-, Shooting By Period. Includes team totals and technical fouls.

Notre Dame - 63

Record: 2-1. Table with columns: NO. Name, Min, FG, 3P, FT, Rebounds, Fouls, TP, AS, TO, ST, Blocks, +/-, Shooting By Period. Includes team totals and technical fouls.

Summary table with columns: UT, ND, Points from Turnovers, UT, ND, Period by Period Scoring. Includes Best Scoring Run, Lead Changes, Times Tied, Time with Lead.

MICHIGAN STATE, 72
#16/14 NOTRE DAME, 69

Nov. 14, 2019
Purcell Pavilion (Notre Dame, Ind.)



Official Basketball Box Score - Final
Michigan St. at Notre Dame
11/15/19 Purcell Pavilion at the Joyce Center, Notre Dame
2019-20 Women's Basketball
Game Time: 1:00 AM
Game Duration: 2:09
Attendance: 7,556
Officials: Denise Brooks, Bruce Morris, Tara Cruise

Michigan St. - 72

Record: 3-0. Table with columns: NO. Name, Min, FG, 3P, FT, Rebounds, Fouls, TP, AS, TO, ST, Blocks, +/-, Shooting By Period. Includes team totals and technical fouls.

Notre Dame - 69

Record: 2-2. Table with columns: NO. Name, Min, FG, 3P, FT, Rebounds, Fouls, TP, AS, TO, ST, Blocks, +/-, Shooting By Period. Includes team totals and technical fouls.

Summary table with columns: MSU, ND, Points from Turnovers, MSU, ND, Period by Period Scoring. Includes Best Scoring Run, Lead Changes, Times Tied, Time with Lead.

9

#21/20 SOUTH FLORIDA, 51 (RV/RV) NOTRE DAME, 67

Nov. 30, 2019 Hard Rock Hotel Riviera Maya (Cancun, Mexico)



Official Basketball Box Score - Final South Fla. at Notre Dame

Game Time: 4:00 PM Game Duration: 1:41 Attendance: 174

Officials:

Box score table for South Fla. vs Notre Dame, including columns for NO. Name, Min, FG, 3P, FT, Rebounds, Fouls, TP, AS, TO, ST, Blocks, +/-.

Shooting By Period table for South Fla. vs Notre Dame, showing FG%, 3PT%, FT%, GM FG%, and 3PT% by quarter.

Box score table for Notre Dame vs South Fla., including columns for NO. Name, Min, FG, 3P, FT, Rebounds, Fouls, TP, AS, TO, ST, Blocks, +/-.

Shooting By Period table for Notre Dame vs South Fla., showing FG%, 3PT%, FT%, GM FG%, and 3PT% by quarter.

Summary statistics table for South Fla. vs Notre Dame, including USF, UND, Points from Turnovers, and Period by Period Scoring.

10

(RV/RV) MINNESOTA, 75 (RV/RV) NOTRE DAME, 67

Dec. 4, 2019 Purcell Pavilion (Notre Dame, Ind.)



Official Basketball Box Score - Final Minnesota at Notre Dame

Game Time: 1:00 AM Game Duration: 1:40 Attendance: 7,093

Officials: Maj Forsberg, Eric Brewton, Rod Crech

Box score table for Minnesota vs Notre Dame, including columns for NO. Name, Min, FG, 3P, FT, Rebounds, Fouls, TP, AS, TO, ST, Blocks, +/-.

Shooting By Period table for Minnesota vs Notre Dame, showing FG%, 3PT%, FT%, GM FG%, and 3PT% by quarter.

Box score table for Notre Dame vs Minnesota, including columns for NO. Name, Min, FG, 3P, FT, Rebounds, Fouls, TP, AS, TO, ST, Blocks, +/-.

Shooting By Period table for Notre Dame vs Minnesota, showing FG%, 3PT%, FT%, GM FG%, and 3PT% by quarter.

Summary statistics table for Minnesota vs Notre Dame, including MINN, ND, Points from Turnovers, and Period by Period Scoring.

11

(RV/RV) NOTRE DAME, 57 #4/4 UCONN, 81

Dec. 8, 2019 Gampel Pavilion (Storrs, Conn.)



Official Basketball Box Score - Final Notre Dame at UConn

Game Time: 8:00 PM Game Duration: 1:40 Attendance: 10,167

Officials: Joseph Vaszly, Karen Presto, Pulant Spruck

Box score table for Notre Dame vs UConn, including columns for NO. Name, Min, FG, 3P, FT, Rebounds, Fouls, TP, AS, TO, ST, Blocks, +/-.

Shooting By Period table for Notre Dame vs UConn, showing FG%, 3PT%, FT%, GM FG%, and 3PT% by quarter.

Box score table for UConn vs Notre Dame, including columns for NO. Name, Min, FG, 3P, FT, Rebounds, Fouls, TP, AS, TO, ST, Blocks, +/-.

Shooting By Period table for UConn vs Notre Dame, showing FG%, 3PT%, FT%, GM FG%, and 3PT% by quarter.

Summary statistics table for Notre Dame vs UConn, including ND, UConn, Points from Turnovers, and Period by Period Scoring.

12

#16/16 DEPAUL, 105 NOTRE DAME, 94

Dec. 11, 2019 Purcell Pavilion (Notre Dame, Ind.)



Official Basketball Box Score - Final DePaul at Notre Dame

Game Time: 11:30 PM Game Duration: 1:53 Attendance: 7,148

Officials: Dee Kantner, Denise Brooks, Thomas Danaher

Box score table for DePaul vs Notre Dame, including columns for NO. Name, Min, FG, 3P, FT, Rebounds, Fouls, TP, AS, TO, ST, Blocks, +/-.

Shooting By Period table for DePaul vs Notre Dame, showing FG%, 3PT%, FT%, GM FG%, and 3PT% by quarter.

Box score table for Notre Dame vs DePaul, including columns for NO. Name, Min, FG, 3P, FT, Rebounds, Fouls, TP, AS, TO, ST, Blocks, +/-.

Shooting By Period table for Notre Dame vs DePaul, showing FG%, 3PT%, FT%, GM FG%, and 3PT% by quarter.

Summary statistics table for DePaul vs Notre Dame, including DEP, UND, Points from Turnovers, and Period by Period Scoring.

Jan. 12, 2020
Purcell Pavilion (Notre Dame, Ind.)



Official Basketball Box Score - Final
NC State at Notre Dame
01/12/20 Purcell Pavilion at the Joyce Center, Notre Dame
2019-20 Women's Basketball

Game Time: 9:00 PM
Game Duration: 1:43
Attendance: 7,861

Officials: Joseph Vaszily, Rod Creech, Fatou Gasoko-Stephens

Table with columns: NO., Name, Min, FG, 3P, FT, Rebounds, Fouls, TP, AS, TO, ST, Blocks, +/-

Shooting By Period table with columns: 1st FG%, 3PT%, FT%, 2nd FG%, 3PT%, FT%, 3rd FG%, 3PT%, FT%, 4th FG%, 3PT%, FT%, GM FG%, 3PT%, FT%

Technical Fouls: NONE

Dead Ball Rebounds: 2, 0

Table with columns: NO., Name, Min, FG, 3P, FT, Rebounds, Fouls, TP, AS, TO, ST, Blocks, +/-

Shooting By Period table with columns: 1st FG%, 3PT%, FT%, 2nd FG%, 3PT%, FT%, 3rd FG%, 3PT%, FT%, 4th FG%, 3PT%, FT%, GM FG%, 3PT%, FT%

Technical Fouls: NONE

Dead Ball Rebounds: 3, 0

Summary table with columns: NCST, ND, Points from Turnovers, NCST, ND, Period by Period Scoring

Jan. 16, 2020
Cameron Indoor (Durham, N.C.)



Official Basketball Box Score - Final
Notre Dame at Duke
01/17/20 Cameron Indoor Stadium, Durham
2019-20 Women's Basketball

Game Time: 1:00 AM
Game Duration: 1:59
Attendance: 3,022

Officials: Eric Brewton, Mark Resch, Meadow Overstreet

Table with columns: NO., Name, Min, FG, 3P, FT, Rebounds, Fouls, TP, AS, TO, ST, Blocks, +/-

Shooting By Period table with columns: 1st FG%, 3PT%, FT%, 2nd FG%, 3PT%, FT%, 3rd FG%, 3PT%, FT%, 4th FG%, 3PT%, FT%, GM FG%, 3PT%, FT%

Technical Fouls: NONE

Dead Ball Rebounds: 2, 0

Table with columns: NO., Name, Min, FG, 3P, FT, Rebounds, Fouls, TP, AS, TO, ST, Blocks, +/-

Shooting By Period table with columns: 1st FG%, 3PT%, FT%, 2nd FG%, 3PT%, FT%, 3rd FG%, 3PT%, FT%, 4th FG%, 3PT%, FT%, GM FG%, 3PT%, FT%

Technical Fouls: NONE

Dead Ball Rebounds: 7, 0

Summary table with columns: ND, DU, Points from Turnovers, ND, DU, Period by Period Scoring

Jan. 19, 2020
Purcell Pavilion (Notre Dame, Ind.)



Official Basketball Box Score - Final
Miami (FL) at Notre Dame
01/19/20 Purcell Pavilion at the Joyce Center, Notre Dame
2019-20 Women's Basketball

Game Time: 6:00 PM
Game Duration: 1:39
Attendance: 6,059

Officials: Denise Brooks, Karen Presto, Katie Lukarich

Table with columns: NO., Name, Min, FG, 3P, FT, Rebounds, Fouls, TP, AS, TO, ST, Blocks, +/-

Shooting By Period table with columns: 1st FG%, 3PT%, FT%, 2nd FG%, 3PT%, FT%, 3rd FG%, 3PT%, FT%, 4th FG%, 3PT%, FT%, GM FG%, 3PT%, FT%

Technical Fouls: NONE

Dead Ball Rebounds: 0, 0

Table with columns: NO., Name, Min, FG, 3P, FT, Rebounds, Fouls, TP, AS, TO, ST, Blocks, +/-

Shooting By Period table with columns: 1st FG%, 3PT%, FT%, 2nd FG%, 3PT%, FT%, 3rd FG%, 3PT%, FT%, 4th FG%, 3PT%, FT%, GM FG%, 3PT%, FT%

Technical Fouls: NONE

Dead Ball Rebounds: 1, 0

Summary table with columns: UM, ND, Points from Turnovers, UM, ND, Period by Period Scoring

Jan. 26, 2020
John Paul Jones Arena (Charlottesville, Va.)



Official Basketball Box Score - Final
Notre Dame at Virginia
01/26/20 John Paul Jones Arena, Charlottesville, Va.
2019-20 Women's Basketball

Game Time: 7:00 PM
Game Duration: 2:01
Attendance: 5,117

Officials: Mark Hardcastle, Jennifer Rozac, Bobby Ray

Table with columns: NO., Name, Min, FG, 3P, FT, Rebounds, Fouls, TP, AS, TO, ST, Blocks, +/-

Shooting By Period table with columns: 1st FG%, 3PT%, FT%, 2nd FG%, 3PT%, FT%, 3rd FG%, 3PT%, FT%, 4th FG%, 3PT%, FT%, GM FG%, 3PT%, FT%

Technical Fouls: NONE

Dead Ball Rebounds: 4, 0

Table with columns: NO., Name, Min, FG, 3P, FT, Rebounds, Fouls, TP, AS, TO, ST, Blocks, +/-

Shooting By Period table with columns: 1st FG%, 3PT%, FT%, 2nd FG%, 3PT%, FT%, 3rd FG%, 3PT%, FT%, 4th FG%, 3PT%, FT%, GM FG%, 3PT%, FT%

Technical Fouls: NONE

Dead Ball Rebounds: 4, 0

Summary table with columns: ND, UVA, Points from Turnovers, ND, UVA, Period by Period Scoring

NOTRE DAME, 55
BOSTON COLLEGE, 56

Feb. 13, 2020
Conte Forum (Chestnut Hill, Mass.)



Official Basketball Box Score - Final
Notre Dame at Boston College
02/13/20 Conte Forum, Boston
2019-20 Women's Basketball

Game Time: 12:00 AM
Game Duration: 1:59
Attendance: 1,318

Officials: Luis Gonzalez, Jeffrey Smith, Fatou Cissoko-Stephens

Table with columns: NO. Name, Min, FG, 3P, FT, Rebounds, Fouls, TP, AS, TO, ST, Blocks, +/-

Shooting By Period table with columns: 1st FG%, 3PT%, FT%, 2nd FG%, 3PT%, FT%, 3rd FG%, 3PT%, FT%, 4th FG%, 3PT%, FT%, GM FG%, 3PT%, FT%

Dead Ball Rebounds: 1-0

Table with columns: NO. Name, Min, FG, 3P, FT, Rebounds, Fouls, TP, AS, TO, ST, Blocks, +/-

Shooting By Period table with columns: 1st FG%, 3PT%, FT%, 2nd FG%, 3PT%, FT%, 3rd FG%, 3PT%, FT%, 4th FG%, 3PT%, FT%, GM FG%, 3PT%, FT%

Dead Ball Rebounds: 2-0

Summary statistics table with columns: ND, BC, Points from Turnovers, ND, BC, Period by Period Scoring

VIRGINIA TECH, 68
NOTRE DAME, 62

Feb. 20, 2020
Purcell Pavilion (Notre Dame, Ind.)



Official Basketball Box Score - Final
Virginia Tech at Notre Dame
02/20/20 Purcell Pavilion at the Joyce Center, Notre Dame
2019-20 Women's Basketball

Game Time: 8:00 PM
Game Duration: 1:42
Attendance: 7,401

Officials: Eric Brewster, Rod Creech, Kalie Lukanich

Table with columns: NO. Name, Min, FG, 3P, FT, Rebounds, Fouls, TP, AS, TO, ST, Blocks, +/-

Shooting By Period table with columns: 1st FG%, 3PT%, FT%, 2nd FG%, 3PT%, FT%, 3rd FG%, 3PT%, FT%, 4th FG%, 3PT%, FT%, GM FG%, 3PT%, FT%

Dead Ball Rebounds: 3-0

Table with columns: NO. Name, Min, FG, 3P, FT, Rebounds, Fouls, TP, AS, TO, ST, Blocks, +/-

Shooting By Period table with columns: 1st FG%, 3PT%, FT%, 2nd FG%, 3PT%, FT%, 3rd FG%, 3PT%, FT%, 4th FG%, 3PT%, FT%, GM FG%, 3PT%, FT%

Dead Ball Rebounds: 3-0

Summary statistics table with columns: VT, ND, Points from Turnovers, VT, ND, Period by Period Scoring

NOTRE DAME, 49
#9/9 LOUISVILLE, 82

Feb. 16, 2020
KFC Yum! Center (Louisville, Ky.)



Official Basketball Box Score - Final
Notre Dame at Louisville
02/16/20 KFC Yum! Center, Louisville
2019-20 Women's Basketball

Game Time: 8:02 PM
Game Duration: 1:45
Attendance: 12,086

Officials: Dee Kattner, Thomas Danaher, John Caputo

Table with columns: NO. Name, Min, FG, 3P, FT, Rebounds, Fouls, TP, AS, TO, ST, Blocks, +/-

Shooting By Period table with columns: 1st FG%, 3PT%, FT%, 2nd FG%, 3PT%, FT%, 3rd FG%, 3PT%, FT%, 4th FG%, 3PT%, FT%, GM FG%, 3PT%, FT%

Dead Ball Rebounds: 1-3

Table with columns: NO. Name, Min, FG, 3P, FT, Rebounds, Fouls, TP, AS, TO, ST, Blocks, +/-

Shooting By Period table with columns: 1st FG%, 3PT%, FT%, 2nd FG%, 3PT%, FT%, 3rd FG%, 3PT%, FT%, 4th FG%, 3PT%, FT%, GM FG%, 3PT%, FT%

Dead Ball Rebounds: 3-0

Summary statistics table with columns: UND, LOU, Points from Turnovers, UND, LOU, Period by Period Scoring

SYRACUSE, 70
NOTRE DAME, 72

Feb. 23, 2020
Purcell Pavilion (Notre Dame, Ind.)



Official Basketball Box Score - Final
Syracuse at Notre Dame
02/23/20 Purcell Pavilion at the Joyce Center, Notre Dame
2019-20 Women's Basketball

Game Time: 12:00 PM
Game Duration: 1:46
Attendance: 8,088

Officials: Maj Foreberg, Bruce Morris, Paulani Spurbuck

Table with columns: NO. Name, Min, FG, 3P, FT, Rebounds, Fouls, TP, AS, TO, ST, Blocks, +/-

Shooting By Period table with columns: 1st FG%, 3PT%, FT%, 2nd FG%, 3PT%, FT%, 3rd FG%, 3PT%, FT%, 4th FG%, 3PT%, FT%, GM FG%, 3PT%, FT%

Dead Ball Rebounds: 2-0

Table with columns: NO. Name, Min, FG, 3P, FT, Rebounds, Fouls, TP, AS, TO, ST, Blocks, +/-

Shooting By Period table with columns: 1st FG%, 3PT%, FT%, 2nd FG%, 3PT%, FT%, 3rd FG%, 3PT%, FT%, 4th FG%, 3PT%, FT%, GM FG%, 3PT%, FT%

Dead Ball Rebounds: 2-0

Summary statistics table with columns: SYR, ND, Points from Turnovers, SYR, ND, Period by Period Scoring

GAME 29

NORTH CAROLINA, 83
NOTRE DAME, 83

Feb. 27, 2020
Purcell Pavilion (Notre Dame, Ind.)



Official Basketball Box Score - Final
North Carolina at Notre Dame
02/27/20 Purcell Pavilion at the Joyce Center, Notre Dame
2019-20 Women's Basketball

Game Time: 7:00 PM
Game Duration: 1:51
Attendance: 7,639

Officials: Bryan Brunette, Kevin Ditard, Maggie Tieman

North Carolina - 85

Table with 15 columns: NO. Name, Min, FG, M-A, 3P, M-A, FT, M-A, Rebounds, Foul, TP, AS, TO, ST, Blocks, +/-

Shooting By Period table with columns: 1st, 2nd, 3rd, 4th FG%, 3PT%, FT%

Technical Fouls: Bennett 3^5:16

Dead Ball Rebounds: 2.0

Notre Dame - 83

Table with 15 columns: NO. Name, Min, FG, M-A, 3P, M-A, FT, M-A, Rebounds, Foul, TP, AS, TO, ST, Blocks, +/-

Shooting By Period table with columns: 1st, 2nd, 3rd, 4th FG%, 3PT%, FT%

Technical Fouls: NONE

Dead Ball Rebounds: 5.0

UNC

ND

Points from

Turnovers

Paint

Second Chance

Fast Breaks

Bench

0 (1^10:00)

24 (4^3 2:33)

5 (2^nd 3:44)

12 (3^rd 6:24)

0

0

4

9

15

9

22

30

15

10

7

37

UNC

ND

16

16

14

19

65

ND

21

22

23

17

83

GAME 30

NOTRE DAME, 70
#19/22 FLORIDA STATE, 67

March 1, 2020
Donald L. Tucker Civic Center (Tallahassee, Fla.)



Official Basketball Box Score - Final
Notre Dame at Florida State
03/01/20 Donald L. Tucker Center, Tallahassee
2019-20 ACC Women's Basketball

Game Time: 2:00 PM
Game Duration: 1:49
Attendance: 4,360

Officials: Dee Kartner, Joseph Vaszily, Sel Escho

Notre Dame - 70

Table with 15 columns: NO. Name, Min, FG, M-A, 3P, M-A, FT, M-A, Rebounds, Foul, TP, AS, TO, ST, Blocks, +/-

Shooting By Period table with columns: 1st, 2nd, 3rd, 4th FG%, 3PT%, FT%

Technical Fouls: NONE

Dead Ball Rebounds: 2.0

Florida State - 67

Table with 15 columns: NO. Name, Min, FG, M-A, 3P, M-A, FT, M-A, Rebounds, Foul, TP, AS, TO, ST, Blocks, +/-

Shooting By Period table with columns: 1st, 2nd, 3rd, 4th FG%, 3PT%, FT%

Technical Fouls: NONE

Dead Ball Rebounds: 6.0

ND

FSU

Points from

Turnovers

Paint

Second Chance

Fast Breaks

Bench

6 (1^1 2:36)

11 (3^rd 6:50)

7 (2^nd 0:47)

10 (2^nd 4:16)

9

6

6

10:29

30

25

10

14

25

8

8

4

ND

FSU

14

16

20

20

70

FSU

13

22

17

15

67



**2019-20 Notre Dame Women's Basketball
Combined Team Statistics
All games**

Page 1/1
as of Mar 01, 2020

Game Records

Record	Overall	Home	Away	Neutral
ALL GAMES	13-17	6-9	6-6	1-2
CONFERENCE	8-10	4-5	4-5	0-0
NON-CONFERENCE	5-7	2-4	2-1	1-2

Score by Periods

Team	1st	2nd	3rd	4th	OT	TOT
Notre Dame	437	468	517	520	3	1945
Opponents	492	524	542	481	14	2053

Team Box Score

No.	Player				Total		3-Point		F-Throw		Rebounds											
		GP-GS	MIN	AVG	FG-FGA	FG%	3FG-FGA	3FG%	FT-FTA	FT%	OFF	DEF	TOT	AVG	PF	DQ	A	TO	BLK	STL	PTS	AVG
24	WALKER, Destinee	30-29	1059:17	35.3	146-384	.380	40-147	.272	104-138	.754	44	90	134	4.5	72	2	55	63	4	40	436	14.5
33	BRUNELLE, Sam	30-30	1012:45	33.8	159-398	.399	56-178	.315	48-65	.738	38	139	177	5.9	64	1	48	88	28	26	422	14.1
10	GILBERT, Katlyn	30-28	1009:51	33.7	161-428	.376	9-43	.209	72-107	.673	24	112	136	4.5	60	1	79	99	12	58	403	13.4
21	PEOPLES, Anaya	17-10	537:43	31.6	86-188	.457	2-16	.125	41-83	.494	45	92	137	8.1	44	1	28	32	18	33	215	12.6
30	VAUGHN, Mikayla	19-19	498:11	26.2	87-147	.592	0-0	.000	29-40	.725	53	76	129	6.8	57	2	37	42	28	21	203	10.7
13	SNIEZEK, Marta	29-29	1051:24	36.3	43-102	.422	2-13	.154	47-62	.758	6	101	107	3.7	86	2	163	121	3	51	135	4.7
22	COSGROVE, Danielle	30-4	397:26	13.2	30-110	.273	12-44	.273	13-19	.684	18	41	59	2.0	45	1	19	32	11	9	85	2.8
2	COLE, Kaitlin	30-1	399:32	13.3	16-45	.356	0-4	.000	2-8	.250	28	38	66	2.2	47	0	16	17	4	13	34	1.1
1	BAER, Kristin	2-0	03:05	1.5	1-2	.500	0-0	.000	0-0	.000	1	1	2	1.0	0	0	1	0	0	2	1.0	
20	BENZ, Nicole	14-0	25:12	1.8	2-5	.400	2-4	.500	0-0	.000	0	4	4	0.3	4	0	0	2	0	1	6	0.4
40	KEYES, Kathleen	8-0	10:11	1.3	1-2	.500	0-0	.000	0-0	.000	0	1	1	0.1	0	0	0	2	0	0	2	0.3
5	MURDOCK, Catherine	8-0	10:11	1.3	1-4	.250	0-1	.000	0-0	.000	3	2	5	0.6	2	0	2	4	1	0	2	0.3
3	MURDOCK, Margaret	8-0	10:11	1.3	0-3	.000	0-3	.000	0-0	.000	0	0	0	0.0	0	0	2	1	0	0	0	0.0
Team											83	86	169				26					
Total		30	6025		733-1818	.403	123-453	.272	356-522	.682	343	783	1126	37.5	481	10	449	530	109	252	1945	64.8
Opponents		30	6025		768-1989	.386	200-722	.277	317-477	.665	490	807	1297	43.2	515	3	457	528	149	262	2053	68.4

Team Statistics

	ND	OPP
Scoring	1945	2053
Points per game	64.8	68.4
Scoring margin	-3.6	-
Field goals-att	733-1818	768-1989
Field goal pct	.403	.386
3 point fg-att	123-453	200-722
3-point FG pct	.272	.277
3-pt FG made per game	4.1	6.7
Free throws-att	356-522	317-477
Free throw pct	.682	.665
F-Throws made per game	11.9	10.6
Rebounds	1126	1297
Rebounds per game	37.5	43.2
Rebounding margin	-5.7	-
Assists	449	457
Assists per game	15.0	15.2
Turnovers	530	528
Turnovers per game	17.7	17.6
Turnover margin	-0.1	-
Assist/turnover ratio	0.8	0.9
Steals	252	262
Steals per game	8.4	8.7
Blocks	109	149
Blocks per game	3.6	5.0
Winning streak	3	-
Home win streak	2	-
Attendance	115217	51461
Home games-Avg/Game	15-7681	12-4288
Neutral site-Avg/Game	-	3-223

Team Results

Date	Opponent		Score	Att.
11/05/2019	at Fordham	W	60-55	3200
11/08/2019	Loyola Maryland	W	84-60	7613
11/11/2019	Tennessee	L	63-74	7801
11/14/2019	Michigan St.	L	69-72	7556
11/20/2019	Toledo	W	54-51	7269
11/23/2019	at Michigan	W	76-72	4008
11/28/2019	vs FGCU	L	60-69	235
11/29/2019	vs South Dakota St.	L	59-65	259
11/30/2019	vs South Fla.	W	67-51	174
12/04/2019	Minnesota	L	67-75	7093
12/08/2019	at UConn	L	57-81	10167
12/11/2019	DePaul	L	94-105	7148
12/29/2019	Clemson	L	55-71	8569
01/02/2020	at Pittsburgh	W	60-52	1368
01/05/2020	at Syracuse	Lot	63-74	4306
01/09/2020	Boston College	L	65-75	7487
01/12/2020	NC State	L	56-90	7861
01/16/2020	at Duke	L	47-50	3022
01/19/2020	Miami (FL)	W	76-53	8059
01/26/2020	at Virginia	L	60-90	5117
01/30/2020	Louisville	L	54-86	7719
02/02/2020	at Georgia Tech	W	59-51	1749
02/06/2020	at Wake Forest	W	75-71	760
02/09/2020	Pittsburgh	W	74-52	7916
02/13/2020	at Boston College	L	55-56	1318
02/16/2020	at Louisville	L	49-82	12086
02/20/2020	Virginia Tech	L	62-68	7401
02/23/2020	Syracuse	W	72-70	8086
02/27/2020	North Carolina	W	83-65	7639
03/01/2020	at Florida St.	W	70-67	4360



**2019-20 Notre Dame Women's Basketball
Combined Team Statistics
In Conference games**

Page 1/1
as of Mar 01, 2020

Game Records

Record	Overall	Home	Away	Neutral
ALL GAMES	8-10	4-5	4-5	0-0
CONFERENCE	8-10	4-5	4-5	0-0
NON-CONFERENCE	0-0	0-0	0-0	0-0

Score by Periods

Team	1st	2nd	3rd	4th	OT	TOT
Notre Dame	264	276	288	304	3	1135
Opponents	281	320	321	287	14	1223

Team Box Score

No.	Player				Total		3-Point		F-Throw		Rebounds											
		GP-GS	MIN	AVG	FG-FGA	FG%	3FG-FGA	3FG%	FT-FTA	FT%	OFF	DEF	TOT	AVG	PF	DQ	A	TO	BLK	STL	PTS	AVG
24	WALKER, Destinee	18-17	635:25	35.3	92-250	.368	28-97	.289	67-86	.779	32	55	87	4.8	43	1	42	41	3	23	279	15.5
33	BRUNELLE, Sam	18-18	615:49	34.2	92-239	.385	43-116	.371	21-27	.778	24	74	98	5.4	32	0	27	57	14	19	248	13.8
10	GILBERT, Katlyn	18-17	603:09	33.5	89-270	.330	3-24	.125	42-58	.724	10	62	72	4.0	37	1	61	56	5	34	223	12.4
30	VAUGHN, Mikayla	18-18	477:53	26.5	84-141	.596	0-0	.000	27-37	.730	51	69	120	6.7	57	2	33	39	28	20	195	10.8
21	PEOPLES, Anaya	5-2	147:15	29.5	14-46	.304	0-4	.000	13-25	.520	16	22	38	7.6	11	0	4	15	6	12	41	8.2
13	SNIEZEK, Marta	17-17	613:45	36.1	24-61	.393	0-6	.000	25-35	.714	4	58	62	3.6	44	0	93	66	1	28	73	4.3
22	COSGROVE, Danielle	18-0	204:31	11.4	16-59	.271	8-29	.276	2-2	1.000	6	20	26	1.4	29	0	8	14	4	5	42	2.3
2	COLE, Kaitlin	18-1	279:22	15.5	11-33	.333	0-2	.000	0-2	.000	18	31	49	2.7	32	0	12	10	3	7	22	1.2
1	BAER, Kristin	2-0	03:05	1.5	1-2	.500	0-0	.000	0-0	.000	1	1	2	1.0	0	0	0	1	0	0	2	1.0
20	BENZ, Nicole	9-0	18:38	2.1	2-4	.500	2-3	.667	0-0	.000	0	4	4	0.4	3	0	0	2	0	1	6	0.7
40	KEYES, Kathleen	7-0	08:42	1.2	1-2	.500	0-0	.000	0-0	.000	0	1	1	0.1	0	0	0	1	0	0	2	0.3
5	MURDOCK, Catherine	7-0	08:42	1.2	1-4	.250	0-1	.000	0-0	.000	3	2	5	0.7	2	0	2	3	1	0	2	0.3
3	MURDOCK, Margaret	7-0	08:42	1.2	0-2	.000	0-2	.000	0-0	.000	0	0	0	0.0	0	0	2	1	0	0	0	0.0
Team											59	72	131				15					
Total		18	3625		427-1113	.384	84-284	.296	197-272	.724	224	471	695	38.6	290	4	284	321	65	149	1135	63.1
Opponents		18	3625		455-1175	.387	101-391	.258	212-308	.688	281	490	771	42.8	284	1	269	307	93	156	1223	67.9

Team Statistics

	ND	OPP
Scoring	1135	1223
Points per game	63.1	67.9
Scoring margin	-4.9	-
Field goals-att	427-1113	455-1175
Field goal pct	.384	.387
3 point fg-att	84-284	101-391
3-point FG pct	.296	.258
3-pt FG made per game	4.7	5.6
Free throws-att	197-272	212-308
Free throw pct	.724	.688
F-Throws made per game	10.9	11.8
Rebounds	695	771
Rebounds per game	38.6	42.8
Rebounding margin	-4.2	-
Assists	284	269
Assists per game	15.8	14.9
Turnovers	321	307
Turnovers per game	17.8	17.1
Turnover margin	-0.8	-
Assist/turnover ratio	0.9	0.9
Steals	149	156
Steals per game	8.3	8.7
Blocks	65	93
Blocks per game	3.6	5.2
Winning streak	3	-
Home win streak	2	-
Attendance	70737	34086
Home games-Avg/Game	9-7860	9-3787
Neutral site-Avg/Game	-	0-0

Team Results

Date	Opponent		Score	Att.
12/29/2019	Clemson	L	55-71	8569
01/02/2020	at Pittsburgh	W	60-52	1368
01/05/2020	at Syracuse	Lot	63-74	4306
01/09/2020	Boston College	L	65-75	7487
01/12/2020	NC State	L	56-90	7861
01/16/2020	at Duke	L	47-50	3022
01/19/2020	Miami (FL)	W	76-53	8059
01/26/2020	at Virginia	L	60-90	5117
01/30/2020	Louisville	L	54-86	7719
02/02/2020	at Georgia Tech	W	59-51	1749
02/06/2020	at Wake Forest	W	75-71	760
02/09/2020	Pittsburgh	W	74-52	7916
02/13/2020	at Boston College	L	55-56	1318
02/16/2020	at Louisville	L	49-82	12086
02/20/2020	Virginia Tech	L	62-68	7401
02/23/2020	Syracuse	W	72-70	8086
02/27/2020	North Carolina	W	83-65	7639
03/01/2020	at Florida St.	W	70-67	4360

TV/RADIO ROSTER



#1 Kristin Baer
Gr. // F // 6-2
San Jose, Calif.
St. Francis



#2 Katie Cole
Sr. // G // 5-10
Toledo, Ohio
Sylvania Northview



#3 Maggie Murdock
So. // G // 5-8
Glencoe, Ill.
New Trier



#5 Cate Murdock
So. // G // 5-8
Glencoe, Ill.
New Trier



#10 Katlyn Gilbert
So. // G // 5-10
Indianapolis, Ind.
Heritage Christian




#12 Abby Prohaska
So. // G // 5-10
Libert Township, Ohio
Lakota West



#13 Marta Sniezek
Gr. // G // 5-8
McLean, Va.
Stanford



#20 Nicole Benz
Jr. // G // 5-8
Valencia, Calif.
William S. Hart



#21 Anaya Peoples
Fr. // G // 5-10
Danville, Ill.
Schlarman



#22 Danielle Cosgrove
So. // F // 6-4
Holbrook, N.Y.
Sachem East



#24 Destinee Walker
Gr. // G // 5-10
Orlando, Fla.
North Carolina



#30 Mikky Vaughn
Jr. // C // 6-3
Philadelphia, Penn.
Paul VI/Friends' Central



#33 Sam Brunelle
Fr. // F // 6-2
Ruckersville, Va.
William Monroe



#40 Katie Keyes
Fr. // 5-11 // F
Ridgewood, N.J.
Ridgewood



Muffet McGraw
Karen & Kevin Keyes Head Coach
33rd Season at Notre Dame
38th Overall as Head Coach



Carol Owens
Associate Head Coach
11th Season as Associate
20th Season at Notre Dame



Beth Cunningham
Associate Head Coach
8th Season



Michaela Mabrey
Assistant Coach
1st Season