



@USFFOOTBALL

SEPT. 14, 2020

UNIVERSITY OF SOUTH FLORIDA BULLS FOOTBALL

TAMPA, FLORIDA

24TH SEASON • 15 WINNING SEASONS • 10 BOWL GAMES • 6 BOWL VICTORIES •
30 NFL DRAFT PICKS • 14 ALL-AMERICA SELECTIONS • REACHED NO. 2 RANKING IN 2007

2020 USF GAME NOTES

GAME 2 • @ NOTRE DAME

USF DRIVE STARTERS

- ✓ Bulls face 11th top 10 ranked team in program history, seek highest ranked road win in program history.
- ✓ Bulls open 24th season and Jeff Scott era with victory, Scott the 4th of 5 Bulls' coaches to win opener.
- ✓ USF logs 302 rushing yards and 7.7 yards per carry in opener, ranks 7th nationally in rushing.
- ✓ Defense collects three turnovers in opener, Bulls lead nation in turnover margin at +3.
- ✓ P Trent Schneider returns after record-breaking season, a Ray Guy Award candidate.
- ✓ Secondary returns four starters, three - Hampton, Sails & Sanders - from Tampa.
- ✓ Jeff Scott, 39, is the youngest coach in The American and the Bulls staff - average age 36.4 - is one of the youngest staffs in America.

USF STATISTICAL LEADERS

- RUSHING:** Joiner: 8 carries, 87 yards, 1 TD, 10.8 ypc
- PASSING:** McCloud: 68 yds, 1 TD, 0 INT, 68.7%
- RECEIVING:** St. Felix: 4 rec., 7 yds, 0 TD
- SCORING:** Joiner & Johnson: 6 points, 1 rushing TD
- TACKLES:** Antonio Grier (LB): 10
- TFL:** Dwayne Boyles (LB) & Bentley Sanders (S): 1.5
- SACKS:** Antonio Grier (LB): 1.0
- INT:** Mehki LaPointe (S): 1
- USF CAPTAINS:** Game-by-Game

USF RADIO NETWORK

FLAGSHIP: 95.3 FM/620 AM WDAE (TAMPA)
IHEART RADIO (DIGITAL) - BULLS UNLIMITED
Jim Louk, play-by-play Sam Barrington, analyst
Joey Johnston, sideline

PREGAME SHOW (2 HRS PRIOR TO KICK)

Jim Lighthall, Jay Recher & Darek Sharp

USF FOOTBALL RADIO SHOW

Mondays, 6-7 p.m. on 95.3 WDAE and Bulls Unlimited

FIND US ON SOCIAL MEDIA

Twitter: @USFFOOTBALL, @Coach_JeffScott
Instagram: USFFOOTBALL
Facebook: facebook.com/SouthFloridaFootball
#GoBulls; #HornsUp; #US2F

USF ATHLETIC COMMUNICATIONS

4202 E. Fowler Ave., ATH 100, Tampa, FL 33620
OFFICE: 813-974-2125 WEB: GoUSFBulls.com
Brian Siegrist, Associate AD for Communications
O: (813) 974-4086 | C: (813)-293-3897 | siegrist@usf.edu
Jay D'Abramo Asst. Director of Communications
O: (813) 974-7099 | C: 813-210-7333 | Jdabramo@usf.edu

USF (1-0; 0-0 American) at #7/7 Notre Dame (1-0; 1-0 ACC)
Saturday, Sept. 17 • 2:30 P.M. • South Bend, Ind. • Notre Dame Stadium (80,795)

SURFACE: Field Turf
TV: USA Network: Paul Burmeister (p-by-p),
Tony Dungy (analyst) & Jac Collinsworth (sideline)
RADIO: 1250 AM WHNZ
AUDIO STREAM: iHeartRadio - Bulls Unlimited
SERIES: USF leads, 1-0
IN TAMPA: Never met
IN SOUTH BEND: USF leads, 1-0
LAST: USF won, 23-20, in South Bend in 2011
USF VS. ACC: 8-11
USF VS. RANKED: 11-28



USF

RANKINGS (CFP/AP/COACHES):RV/RV
HEAD COACH: Jeff Scott (Clemson, '03)
RECORD AT USF:1-0
CAREER RECORD:First Season



NOTRE DAME

RANKINGS (CFP/AP/COACHES):#7/7
HEAD COACH: Brian Kelly (Assumption, '82)
RECORD AT NOTRE DAME:93-37 (11th)
CAREER RECORD:264-94-2 (30th)

@USFFOOTBALL

@COACH_JEFFSCOTT

@USFATHLETICS

#HORNSUP

#GOBULLS

#US2F

2020 SCHEDULE

DATE	OPPONENT	KICK/RESULT	TV/RADIO	NOTABLE
Sat., Sept. 12	THE CITADEL (United Game)	W, 27-6	ESPNU/1250	Bulls run for 302 yards; Bulldogs held to two field goals, shut out in 2nd half; Bulls grab 3 turnovers
Sat., Sept. 19	at #7/7 Notre Dame	2:30 p.m.	USA Network/1250	2nd meeting; Bulls won 23-20 in South Bend in 2011; Irish went 11-2 in 2019
Sat., Sept. 26	at FAU	6:00 p.m.	CBSSN/1250	USF leads series, 3-1; First meeting since 20-10 loss in Tampa in 2013; FAU went 11-3 in 2019
Sat., Oct. 3	at #13/13 Cincinnati*	TBD	TBD	Bearcats lead series, 10-7; Most played series; UC won 20-17 last year in Tampa, went 11-3 on season
Sat., Oct. 10	ECU (Homecoming)	TBD	TBD	USF leads series, 9-1, won five straight; Won 45-20 last year at ECU; Pirates went 4-8 last season
Sat., Oct. 17	at Temple*	TBD	TBD	Temple went 8-5 last year; Owls lead the series, 4-2, and won 17-7 last year in Tampa
Fri., Oct. 23	TULSA* (Faculty & Staff Appreciation)	7:30 p.m.	ESPN	USF leads series, 3-0; First meeting since a 25-24 victory in Tampa in 2018; Tulsa went 4-8 last year
Sat., Nov. 7	at #16/16 Memphis*	TBD	TBD	Series tied, 5-5; Memphis won 49-10 in Tampa last year; Tigers went 12-2 last year and won AAC title
Sat., Nov. 14	at Houston*	TBD	TBD	Cougars lead the series, 4-2; First meeting since a 57-36 UH victory in 2018 in Houston; UH went 4-8 last year
Sat., Nov. 21	NAVY* (Salute to Service)	TBD	TBD	Midshipmen went 11-2 last year; Navy leads series, 2-1, and won 35-3 in Annapolis last year
Fri., Nov. 27	#14/14 CENTRAL FLORIDA* (War on I-4)	TBD	ESPN Networks	USF leads series 6-5; UCF won 34-7 last year in Orlando; Knights went 10-3 last year
Dec. 5, 12 or 19	AAC Championship	TBD	ABC/ESPN	

* American Athletic Conference game All games on the 95.3 WDAE (620 AM) and digitally on Bulls Unlimited

BULLS RETURN TO SOUTH BEND FOR FIRST TIME SINCE 2011 VICTORY

USF opened its 24th season of football and the Jeff Scott era with a 27-6 victory last Saturday to improve to 18-6 in season openers and make Scott the fourth Bulls head coach out of five to win their debut. The Bulls will now begin a difficult three-game road swing at No. 7 Notre Dame, which has won 19 straight at home. USF returns to South Bend for the first time since posting a 23-20 victory over the No. 16-ranked Irish to open the 2011 season. The 39-year-old Scott is the youngest coach in The American and leads one of the youngest staffs in America. USF added Notre Dame to the schedule in August and Saturday's game will be the first of a three-game series that includes a game in Tampa, the first ever for the Irish, and a return to South Bend on dates still to be determined.

■ **MAKING HISTORY:** After opening the Jeff Scott era with a victory on the first Saturday of the season, on the second Saturday USF will play the first nonconference game in the tradition laden 132-season history of Notre Dame football, as the Irish became a conference member (AAC) this year for the first time since the program began in 1887.

■ **VS. RANKED:** USF is 11-28 all-time vs. FBS ranked opponents, with its last win coming on Oct. 28, 2016 with a 52-45 victory over No. 22 Navy in Tampa. The Bulls lost to three ranked teams last year and have lost their last six matchups with ranked foes. USF is 4-12 in road games at ranked opponents, but its last victory came at No. 16 Notre Dame, 23-20, in 2011. A win at No. 9 West Virginia in 2006 (24-19) is the highest ranked foe beaten on the road. USF downed No. 5 West Virginia (21-13) in Tampa in 2007 for the highest ranked foe beaten in program history, also the last top 10 foe defeated. USF has downed three top 10 teams in its history. A victory over No. 7 Notre Dame would rank as the second highest foe ever defeated in 24 seasons of USF football, and the highest ever on the road.

USF QUICK FACTS

HEAD COACH JEFF SCOTT

Years Coached: _____ 1st at USF
Alma Mater: _____ Clemson, '03; wide receiver
Career Record: _____ 1-0 (1st)
Record at USF: _____ 1-0 (1st)
American Conf. Record: _____ 1st
Career Bowl Record: _____ 1st

USF COACHING STAFF (game location)

Glenn Spencer (**Field**) Defensive Coordinator/LBs
 Charlie Weis Jr. (**Box**) Offensive Coordinator/QBs
 Allen Mogridge (**Field**) Asst. Head Coach/Off. Line
 Daniel Da Prato (**Field**) Special Teams Coord.
 Dai'Quan Bowers (**Field**) Defensive Line
 Xavier Dye (**Field**) Wide Receivers
 Joey King (**Field**) Tight Ends
 Jules Montinar (**Field**) Cornerbacks/Recruiting Coord.
 Wes Neighbors (**Box**) Safeties
 Pat White (**Field**) Running Backs
 Trumain Carroll (**Field**) Strength & Conditioning
Analysts: Will Bahler, Quinshad Davis, Will Gillchrist, Ernie Sims, Brent Stockstill
Graduate Asst.: Qundon Christian, Kalon Davis, Dean Garza, Sawyer Jordan

IN THE PRESS BOX

OFFENSE: Charlie Weis Jr.

DEFENSE: Wes Neighbors

UNIVERSITY QUICK FACTS

Location: Tampa, Fla. **Enrollment:** 50,830
Nickname: Bulls **Colors:** Green & Gold
Conference: American Athletic
President: Dr. Steven C. Currall
Athletic Director: Michael Kelly
Football Office Phone: 813-974-7170

TEAM OVERVIEW

2019 Overall Record: 4-8
2019 American Athletic Record: 2-6
Last Bowl Game: 2018 Gasparilla (Lost)
Starters Returning/Lost: 15/9
Offense: 6/5 **Defense:** 7/4
Special Teams: 2/0
Lettermen Returning/Lost: 44/21
Offense: 19/11 **Defense:** 21/10
Special Teams: 4/0

FOOTBALL HISTORY

First Year: 1997
First Year in FBS: 2000
Record (years): 158-119 (24th season)
FBS Record (years): 138-106 (21st season)
Bowl Appearances/Record: 10 (6-4)
Last Bowl Appearance: 2018 Gasparilla Bowl (L)
First Team All-Americans: 6
First Team All-Conference: 32

STADIUM INFORMATION

Name: Raymond James Stadium
Capacity: 65,857 **Surface:** Tifway Bermuda 419
Record At Ray Jay: 93-47 (.661)

THE PROGRAM

In its 24th season and 21st at the FBS level, USF Football has made 10 bowl appearances, including a string of four straight (2015-18) and every season between 2005-10 (6 straight). USF has won six bowl games and has produced 14 All-America selections, 30 NFL Draft picks and reached the No. 2 ranking in the Associated Press Poll in 2007.

LAST TIME OUT

BULLS BEGIN SCOTT ERA WITH CONVINCING WIN AGAINST THE CITADEL

All three phases of the game helped make Jeff Scott a big winner in his collegiate head coaching debut, as the Bulls opened the 2020 season with a 27-6 victory over The Citadel at Raymond James Stadium. The Bulls improved to 17-6 all-time in season openers and have won five of their last six.

■ USF rushed for 302 yards and averaged 7.7 yards per carry, led by 87 yards (10.9 ypc) and one touchdown from sophomore Kelly Joiner and 71 yards on nine carries (7.9 ypc) from Johnny Ford. The Citadel's usually potent triple-option offense averaged just 3.7 yards per carry on 54 rushing attempts.

■ USF finished with three takeaways, had seven tackles for loss, and received 10 tackles and one forced fumble from junior linebacker Antonio Grier Jr. Wofford transfer Thad Mangum added a career-high nine tackles against his former conference foe, while three members of the secondary (Vincent Davis, Bentley Sanders and Nick Roberts) had seven stops.

■ Freshman Omarion Dollison tied the NCAA record for the shortest punt return touchdown in history (0 yards), catching a botched punt attempt off the foot of Matt Campbell in The Citadel end zone in the second quarter.

■ In a constant rain, USF did not turn the ball over and finished +3 in turnover margin.

■ Sophomore Jordan McCloud started at quarterback and passed for 68 yards and 1 TD.

STORY LINES

■ **Scott Takes Over:** Named the Bulls' fifth head coach on Dec. 9, 2019, Florida native Jeff Scott takes on his first head coaching job after 12 very successful seasons at Clemson, the last five as co-offensive coordinator that saw the Tigers post a 70-5 record, claim five ACC championships, make five straight College Football Playoff appearances, four CFP Championship game appearances (2015, 2016, 2018 & 2019 seasons) and win national titles in 2016 and 2018.

■ **New Coordinators Have FAU History:** New defensive Coordinator Glenn Spencer and offensive coordinator Charlie Weis Jr. both spent last season at FAU as the Owls went 11-3 and won the Conference USA title. Spencer brings three decades of coaching experience to the Bulls, including seven seasons as defensive coordinator at Oklahoma State. Weis Jr. was the youngest coordinator in FBS football when he took over duties at FAU under Lane Kiffin in 2018 at the age of 24. He is now 27 entering his third season as a coordinator after leading the Owls offense to top 15 rankings in total offense and scoring offense.

■ **Young & Energetic Staff:** At age 39, Jeff Scott is the youngest head coach in The American and the Bulls' coaching staff averages just 36.4 years old as of Sept. 1, making it the youngest in The American and one of the youngest nationally, according to USA Today. The Bulls have six staff members under 35, nine under 40, and defensive coordinator Glenn Spencer is the oldest at 56, while offensive coordinator Charlie Weis Jr. is the youngest at 27.

■ **Transfer Talent:** Jeff Scott welcomed numerous Division I transfers in his first year with the Bulls and as many as 16 transfers will play significant roles this season and are battling high on the depth chart, including at quarterback, running back, offensive line, wide receiver, defensive back, defensive line and kicker.

■ **QB Competition:** Three quarterbacks split reps throughout fall camp as Jeff Scott looked to determine the Bulls' starting QB from returning 2019 starter Jordan McCloud (now a sophomore), sophomore UNC transfer Cade Fortin and graduate Alcorn State transfer Noah Johnson. With NCAA eligibility waivers for this season, whoever emerges as the starter could potentially hold the position for two to four years.

■ **Familiar O-Line Provides Foundation:** The Bulls return three starters on the offensive line who have played side-by-side the previous two seasons in center Brad Cecil, left guard Demetris Harris and left tackle Donovan Jennings.

■ **Veteran Secondary:** USF returns four starters in the secondary, including senior cornerbacks KJ Sails and Mike Hampton who both hail from Tampa and have both previously earned all-conference honors. Junior safeties Nick Roberts and Bentley Sanders (also a Tampa product) also return after starting in 2019.

■ **Strong Special Teams:** Under the direction of new special teams coordinator Daniel Da Prato, head coach Jeff Scott has dedicated significant time to special teams preparation during fall camp and has the horses to have a great unit. Senior punter Trent Schneider is a two-time Ray Guy Award candidate and owns six USF punting records, including a 46.0 ypp season average last year. At kicker, Arkansas transfer Jarred Sackett is a two-time Lou Groza Award semifinalist and is battling Spencer Shramer, a former soccer player with a big leg and range to 55-plus yards. In the return game, leading kickoff returner Bentley Sanders returns from 2019, as does leading punt returner KJ Sails, and explosive Terrence Horne Jr. has returned to 100-percent form after tearing an ACL shortly after tying an NCAA record with back-to-back kickoff returns for touchdowns vs. Georgia Tech in 2018.

■ **Schedule Strength:** Jeff Scott gets welcomed to the head coaching ranks with an 11-game schedule that features six road games (four against 11-win teams in 2019), a run of three straight opponents on the road from Sept. 19-Oct. 3 that posted 11 wins in 2019 (Notre Dame, FAU, Cincinnati), a conference opener on the road AAC East Division champion Cincinnati, six opponents that won 10 or more games in 2019 and five that finished 2019 ranked in the final AP Top 25.

■ **Weis Jr. Among Youngest/Most Successful Coordinators:** 27-year-old Charlie Weis Jr. takes the reins of the USF offense after two seasons in the same role under Lane Kiffin at FAU, where he produced offenses that ranked among the top 20 nationally in scoring and total yardage. His 2019 offense was 14th nationally, scoring 36.4 ppg.





UNITED: THE VLOG

United: The Vlog will follow head coach Jeff Scott and the Bulls inside the program with unique access and features. The Vlog will post on USF Football social channels (Twitter, Facebook and Instagram) on Thursday evenings throughout the season.

OPPONENT PREVIEW: NOTRE DAME

The No. 7-ranked Notre Dame Fighting Irish collected their first ever conference win with a 27-13 victory over ACC foe Duke last Saturday at Notre Dame Stadium. The Irish had a balanced attack led by sophomore running back Kyren Williams who tallied 112 yards on the ground, 93 yards receiving and two rushing touchdowns in his first career start. Williams became the first Irish player in the last 25 years to record 90+ yards rushing and receiving in the same game.

■ Notre Dame has won 19-straight home games dating back to a Sept. 30, 2017 victory over Miami (Ohio). It is tied for the second-longest home winning streak for the Irish since Notre Dame Stadium opened in 1930 (28 straight from 1942-50; 19 straight from 1987-90).

■ QB Ian Book became the first Notre Dame quarterback with 2,500 passing yards, 500 rushing yards and 30 touchdown passes in a season in 2019. He passed for 263 yards and a touchdown in the 2020 opener.

■ Notre Dame has held 26-of-27 opponents during Clark Lea's tenure as defensive coordinator to 30 points or less.

■ The Irish return 13 starters from 2019, including the entire offensive line and multiple starters or key contributors on the defensive line. Notre Dame reached 10 wins for the third consecutive season in 2019, which is the first time since the 1991-93 seasons that the Irish accomplished the feat. The Irish went 11-2 and downed Iowa State (33-9) in the Camping World Bowl in Orlando to finish ranked No. 12 in the final AP poll. They have gone 93-37 in 11 seasons under head coach Brian Kelly.

■ One of the winningest programs in college football history, Notre Dame has tallied 929 wins, 36 bowl games, 11 national championships, seven Heisman Trophy winners and made a College Football Playoff appearance in 2018.

LAST TIME VS NOTRE DAME

The Bulls handled Notre Dame history, hype and a huge crowd in the inaugural series matchup with a 23-20 win in the 2011 season opener in front of a 80,795 person crowd at Notre Dame Stadium.

■ USF caused five turnovers (3 INT, 2 FR) in the game, including a 96-yard fumble return by Kayvon Webster, the longest fumble return in USF history, four minutes into the game as USF held on to upset the No. 16 Fighting Irish.

■ USF quarterback B.J. Daniels completed 18-of-30 for 128 yards and also carried 12 times for 37 yards.

■ USF receiver Sterling Griffin set single-game career highs in receptions (8) and yards (75).

■ The Bulls defense was firing on all cylinders throughout the game. In addition to the five turnovers, USF tallied five TFLs, including two sacks, and four pass breakups.

■ The game also battled Mother Nature with nearly three hours of delays. The 2011 season opener was delayed for over two hours at halftime and another 45 minutes in the fourth quarter.

	USF	ND
FIRST DOWNS	20	27
Rushing	7	5
Passing	8	18
Penalty	5	4
NET YARDS RUSHING	126	117
Rushing Attempts	42	29
Average Per Rush	3.0	4.0
Rushing Touchdowns	0	1
Yards Gained Rushing	145	140
Yards Lost Rushing	19	23
NET YARDS PASSING	128	391
Completions-Attempts-Int	18-30-0	31-49-3
Average Per Attempt	4.3	8.0
Average Per Completion	7.1	12.6
Passing Touchdowns	1	2
TOTAL OFFENSE YARDS	254	508
Total offense plays	72	78
Average Gain Per Play	3.5	6.5
Fumbles: Number-Lost	1-0	4-2
Penalties: Number-Yards	9-43	8-73
PUNTS-YARDS	7-256	5-171
Average Yards Per Punt	36.6	34.2
Net Yards Per Punt	36.9	27.4
Inside 20	3	0
50+ Yards	0	0
Touchbacks	0	0
Fair catch	3	1
KICKOFFS-YARDS	6-390	4-220
Average Yards Per Kickoff	65.0	55.0
Net Yards Per Kickoff	43.3	38.2
Touchbacks	1	0
Punt returns: Number-Yards-TD	1-34-0	2--2-0
Average Per Return	34.0	-1.0
Kickoff returns: Number-Yards-TD	4-67-0	5-110-0
Average Per Return	16.8	22.0
Interceptions: Number-Yds-TD	3-0-0	0-0-0
Fumble Returns: Number-Yds-TD	1-96-1	0-0-0
Miscellaneous Yards	0	0
Possession Time	31:06	28:54
1st Quarter	5:35	9:25
2nd Quarter	9:22	5:38
3rd Quarter	3:06	7:54
4th Quarter	9:03	5:57
Third-Down Conversions	2 of 14	5 of 14
Fourth-Down Conversions	1 of 1	0 of 0
Red-Zone Scores-Chances	3-3	2-6
Touchdowns	1-3	2-6
Field goals	2-3	0-6
Sacks By: Number-Yards	2-14	2-7
PAT Kicks	2-2	2-2
Field Goals	3-4	0-1

USF

Rushing	No.	Gain	Loss	Net	TD	Lg	Avg
MURRAY, Demetri	14	47	7	40	0	12	2.9
DANIELS, B.J.	12	47	10	37	0	12	3.1
SCOTT, Darrell	12	33	0	33	0	7	2.8
LAMAR, Lindsey	2	18	0	18	0	17	9.0
TEAM	2	0	2	-2	0	0	-1.0
Totals	42	145	19	126	0	17	3.0

Passing	C-A-I	Yds	TD	Long	Sack
DANIELS, B.J.	18-30-0	128	1	18	2
Totals	18-30-0	128	1	18	2

Receiving	No.	Yards	TD	Long
GRiffin, Steril	8	75	0	13
LANDI, Evan	3	14	1	7
LOVE, A.J.	2	26	0	18
LAMAR, Lindsey	2	3	0	3
SHIELDS, Andrea	1	12	0	12
MURRAY, Demetri	1	1	0	1
MARR, Victor	1	-3	0	0
Totals	18	128	1	18

Notre Dame

Rushing	No.	Gain	Loss	Net	TD	Lg	Avg
WOOD, C.	21	110	6	104	1	18	5.0
GRAY, J.	4	20	3	17	0	10	4.2
REES	2	4	3	1	0	4	0.5
CRIST	2	6	11	-5	0	6	-2.5
Totals	29	140	23	117	1	18	4.0

Passing	C-A-I	Yds	TD	Long	Sack
REES	24-34-2	296	2	37	1
CRIST	7-15-1	95	0	31	1
Totals	31-49-3	391	2	37	2

Receiving	No.	Yards	TD	Long
FLOYD	12	154	2	26
EIFFERT	6	93	0	37
JONES	6	58	0	23
WOOD, C.	3	44	0	31
RIDDICK	3	32	0	27
RAGNONE	1	10	0	10
Totals	31	391	2	37

AMERICAN CONFERENCE

School	CONF	OVERALL	STREAK
Memphis	0-0	1-0	W1
SMU	0-0	1-0	W1
USF	0-0	1-0	W1
Tulane	0-0	1-0	W1
Cincinnati	0-0		
East Carolina	0-0		
Houston	0-0		
Temple	0-0		
Tulsa	0-0		
UCF	0-0		
Navy	0-0	0-1	L1

AMERICAN CONFERENCE SCHEDULE

SATURDAY, SEPT. 19	Time	TV
HOUSTON AT BAYLOR	12:00 P.M.	FOX
NAVY AT TULANE	12:00 P.M.	ABC STATS
TULSA AT OKLAHOMA STATE	12:00 P.M.	ESPN
AUSTIN PEAY AT CINCINNATI	12:00 P.M.	ESPN+ STATS
USF AT NOTRE DAME	2:30 P.M.	TV: USA
UCF AT GEORGIA TECH	3:30 P.M.	TV: ABC
SMU AT NORTH TEXAS	6:00 P.M.	TV: CBSN

THE LONG AND WINDING ROAD

Saturday's game at No. 7 Notre Dame begins a grueling three-game road swing for the Bulls until they return home on Oct. 10. The Bulls have a run of three straight opponents from Sept. 19-Oct. 3 that posted 11 wins in 2019. USF will face Notre Dame (11-2), FAU (11-3) and Cincinnati (11-3) in succession, all on the road. No. 7 Notre Dame and No. 13 Cincinnati are both currently in the AP Top 25. The Oct. 3 contest at the Bearcats will mark the start of the conference season. The Bulls have six 2020 opponents that won 10 or more games in 2019 and five that finished 2019 ranked in the final AP Top 25, with three of those games coming on the road.

ALL THE YOUNG DUDES...

Carry the news (credit, David Bowie), at age 39, Jeff Scott is the youngest head coach in The American and the Bulls coaching staff averages just 36.4 years of age as of Sept. 1, making it the youngest in The American and one of the youngest nationally, according to USA Today.

■ The Bulls have six staff members 35 or under, nine under 40, and defensive coordinator Glenn Spencer is the oldest at 56, while offensive coordinator Charlie Weis Jr. is the youngest at 27.

■ At age 30, Bulls punter Trent Schneider is older than offensive coordinator Charlie Weis Jr. and the same age as defensive line coach Da'Quan Bowers and safeties coach Wes Neighbors.

■ At age 39, head coach Jeff Scott is the third oldest member of the staff, eclipsed only by Spencer (56) and assistant head coach/offensive line coach Allen Mogridge (43).

Name	Position	Birthdate	Age
Charlie Weis, Jr.	Off. Coord./QBs	April 29, 1993	27
Da'Quan Bowers	Defensive Line	Feb. 23, 1990	30
Wes Neighbors	Safeties	Jan., 17, 1990	30
Xavier Dye	Wide Receivers	May 14, 1988	32
Pat White	Running Backs	Feb. 25, 1986	34
Jules Montinar	Cornerbacks	May 12, 1985	35
Joey King	Tight Ends	June 17, 1983	37
Truman Carroll	Strength & Cond.	Oct. 14, 1982	37
Daniel Da Prato	Special Teams Coord.	Oct. 2, 1981	38
Jeff Scott	Head Coach	Dec. 28, 1980	39
Allen Mogridge	Offensive Line	Nov. 9, 1976	43
Glenn Spencer	Def. Coord./LBs	May 1, 1964	56

#US2F: Coined by Jeff Scott upon his introduction as the fifth USF head coach on Dec. 9, 2019, United Start 2 Finish (#US2F) has become the hashtag and mantra for the football program and entire USF community calling on the entire thriving Bay area community to join the stampede to elevate the Bulls athletic programs and university.



I FIRMLY BELIEVE THAT
IF WE COME TOGETHER
AND CREATE GREAT UNITY
THIS WILL BE THE START
OF THE BEST DECADE IN
UNIVERSITY OF
SOUTH FLORIDA
FOOTBALL
HISTORY!

FASTEST TO 150 WINS

With a victory over ECU in 2018, USF became the fastest Florida FBS program to reach 150 wins.

STATE OF FLORIDA FBS PROGRAMS

School..... Game Reached.....

150th Win/Games

USF	4th game of 2018	150/255 (.588)
Florida.....	1st game of 1937	150/258 (.581)
Miami.....	5th game of 1955	150/267 (.562)
Florida St.	10th game of 1975	150/292 (.513)
UCF.....	9th game of 2005.....	150/294 (.510)
FAU & FIU had not reached 150 wins		

BULLS POST BEST 4-YEAR WIN TOTAL

USF posted the program's best-ever win total (36) over four seasons from 2015-18. The Bulls surpassed the previous program record in the 44th game of the four-year period, surpassing the 34 wins (34-18; 65.0%) posted from 2006-09 in a span of 52 games.

MOST WINS & BEST RECORD OVER 3 SEASONS

Record.....	Period ..	Win %
29-9	2015-17	76.3%
28-10	2016-18	77.8%
26-13	2006-08	66.6

MOST WINS & BEST RECORD OVER 4 SEASONS

Record.....	Period.....	Win %	Bowls
36-15	2015-18.....	70.5%	4
34-18	2006-09	65.0%	4

MOST WINS IN A SEASON

Record.....	Period ..	Win %
11-2.....	2016	84.6%
10-2	2017	83.3%
9-2	2002	81.8%
9-4	2007	69.2%
9-4	2006	69.2%

BULLS FASTEST TO REACH TOP 10

■ In 2007, USF became the fastest program in the modern AP Poll Era to go from inception to a Top 10 national ranking as the Bulls were ranked No. 6 in the Week 5 AP Poll in just the program's 11th season. The Bulls would climb all the way to the No. 2 ranking two weeks late in Week 7 to become the fastest to reach a Top 5 ranking.

■ The Bull have reached a Top 25 ranking in seven seasons, including three straight (2016-18), and have been ranked a total of 49 weeks, including 12 in the top 15.

USF FOOTBALL

Year Started	1997
Seasons Played	24

39 IS FINE

Jeff Scott turned 39 on Dec. 28, 2019, just weeks after accepting the USF job. His former position coach and head coach at Clemson, Dabo Swinney, was also 39 when he ascended to the head coaching job at Clemson, leaving his position as wide receivers coach, which he then tabbed Scott, who was a GA on the staff, to fill. Another notable 39-year-old first time head coach was Jim Leavitt, who left Bill Snyder's staff at Kansas State to begin the USF program as its first head coach in 1996 when he was 39.

THE SWINNEY TREE

Jeff Scott is the first true branch of the Dabo Swinney coaching tree and has followed a remarkably similar path. Swinney has led Clemson since 2008 and Scott was with him during the entire rise of the program to national dominance that saw five straight CFP appearances and two national titles in the final five years of Scott's tenure.

■ **Wide Receivers Coach Tradition:** Dabo Swinney was a walk-on wide receiver at Alabama and was hired by his Alabama position coach, Tommy Bowden, when Bowden got the head coaching job at Clemson. Scott was a three-year letterman wide receiver at Clemson and was coached by Swinney, who promoted him to his first primary FBS coaching position in 2008 to replace Swinney at wide receivers coach after Swinney became the head coach. Scott's first wide receivers coach on his USF staff is Xavier Dye, who played for Scott at Clemson.

HUNTER CONNECTS TAMPA & CLEMSON

Jeff Scott and his wife, Sara, welcomed their first son on Aug. 10, 2020, as he joined sister, Savannah. The couple, who had spent most of the previous two decades in Clemson, S.C., decided to name their son Hunter in honor of standout Clemson wide receiver and now NFL receiver Hunter Renfrow, whom Scott coached at Clemson. The name was chosen as a symbolic connection between Clemson and Tampa. As many will remember, Renfrow caught the game-winning pass in the Tigers 2016 CFP National Championship win over Alabama in the corner of the end zone at Raymond James Stadium in Tampa. Scott called the game-winning play as co-offensive coordinator at the time and when he first arrived in Tampa upon being named USF head coach, he visited Raymond James Stadium and reenacted that play in the corner of the end zone.



**#BAYMADE
FOCUS ON CULTIVATING
HOMEGROWN TALENT**

Jeff Scott has focused USF's recruiting on the state Florida and particularly the Bay area and its seven surrounding counties.

■ USF's priority order for recruiting is: 1) the Bay area (100 mile radius); 2) the state of Florida (10 broken into geographic areas), 3) bordering and nearby states (GA, AL, SC, NC); 4) national.

■ Within a 100-mile radius of Tampa there are 121 high schools. There are close to 100 Division I players recruited nationally from the area annually.

■ Each USF coach is assigned 12 schools in Area (with Wes Neighbors getting 13) as the Bulls build on the benefit of players being able to have their family involved in the program, see them play regularly, go home regularly and play for their city as well as the benefit of building their brand in a thriving metropolitan economic area of over 4 million people and numerous large businesses and professional opportunities.

■ The 2020 Bulls' roster features 31 players from the Bay area, including 11 listed as starters at the top of the depth chart for the opening game.

■ 88 of the players on USF's roster hail from the state of Florida. That represents 83 percent of the roster with Georgia (5 players) being the next closest state in producing current Bulls. The Miami/Ft. Lauderdale area is next closest with 16 Bulls hailing from the area.

■ Among the Bay area standouts on the Bulls' 2020 roster are starting QB Jordan McCloud, wide receivers DeVontres Odoms-Dukes and Bryce Miller, left tackle Donovan Jennings and right guard Michael Wiggs, cornerbacks Mike Hampton and KJ Sails, safeties Mekhi LaPointe and Bentlee Sanders, defensive linemen Darien Grant, Kelvin Pinkney and Blake Green, and placekicker Specer Shrader.

SOCIAL JUSTICE INITIATIVES: Furthering its commitment to equality, social justice and unity, USF Athletics announced several new initiatives established in coordination with Bulls student-athletes and driven by a desire to continue to bring awareness and focus to the fight against racism and social injustice wherever it may occur.

■ Established an **Inclusive Excellence Committee** with representation from head coaches, staff, and student-athletes and tasked with evaluation, education of the department in the areas of diversity and inclusion, racial justice, LGBTQ+ and more. and cultivating and retaining a diverse and inclusive department.

■ A **Voting Holiday** on Nov. 3 Election Day with all teams and staff calendars cleared and encouraged to participate in the electoral process. Voter education webinars and voter registration efforts for student-athletes and staff will continue through the fall, with one of the first a presentation by the Hillsborough County Supervisor of Elections.

■ All Bulls teams will wear a black "United" patch on their uniforms throughout the 2020-21 season. Additionally, all student-athletes were given the option of receiving an adidas-branded Black Lives Matter shirt to wear in warm-ups if they choose. The football team will also place a "BLM" emblem on the back of its helmets for the season.

■ Student-athletes from each team have also been given the opportunity to write and appear in a team-specific video produced by the department in which they can voice their message in promoting positive change in social justice.

■ Earlier this summer, Bulls student-athletes KJ Sails and Jordan McCloud took active roles in the Tampa community, leading a 400-person unity walk in downtown Tampa and organizing post protest cleanup efforts around the USF campus.



APPROXIMATELY 400 TEAM MEMBERS, USF ATHLETICS COACHES AND STAFF, AND MEMBERS OF THE COMMUNITY TOOK PART IN A UNITY WALK IN SUPPORT OF SOCIAL JUSTICE IN DOWNTOWN TAMPA ORGANIZED AND LED BY BULLS' SENIOR KJ SAILS, A TAMPA NATIVE. JORDAN MCCLOUD AND CURRENT GREEN BAY PACKERS RECEIVER MARQUEZ VALDES-SCANTLING (ALSO A BAY NATIVE) JOINED SAILS AND HEAD COACH JEFF SCOTT IN LEADING THE MARCH THROUGH THE CENTRAL AVENUE NEIGHBORHOOD, A FORMER THRIVING BLACK COMMUNITY IN TAMPA.

COLLECTING TURNOVERS

New defensive coordinator Glenn Spencer came to USF with a reputation for defenses that aggressively collect turnovers and the Bulls have followed suit.

■ Spencer's 2019 FAU defense led the nation in total take-aways (33), interceptions (22) and turnover margin (+21).

■ USF collected three turnovers in the season-opening win vs. The Citadel.

■ USF ranks FIRST in the nation in turnover margin at +3, third in turnovers gained with three, and second in fumbles recovered with two early in the season.

RUN GAME ROLLING

Despite missing the entire veteran left side of the offensive line in game one as juniors Brad Cecil (center), Demetris Harris (guard) and Donovan Jennings (tackle) were unavailable, USF got off to a great start on the ground.

■ The Bulls ran for 302 yards vs. The Citadel, averaging 7.7 yards per carry and with four players running for 40 yards or more and six averaging better than 7.0 yards per carry. Kelley Joiner led the way with 87 yards on eight carries and a TD while posting 10.9 ypc.

■ USF ranks 7th nationally in rushing offense (302) after failing to run for more than 175 yards in its last four games of 2019 and ranking 66th nationally at 161 ypg on the year.

DID WE JUST SEE THAT?

In his first game as a Bull, freshman wide receiver Omarion Dollison recorded one of the most unique plays in NCAA history in the Bulls win vs. The Citadel.

■ Playing on special teams punt coverage, Dollison was first upended by his own teammate when rushing the kick, then jumped to his feet. Citadel punter Matt Campbell first fumbled the snap and then attempted to kick the ball from the endline of his own end zone. He muffed that attempt and the ball squirted right. Dollison tracked it down, tiptoeing inside the end zone pylon to record a 0-yard punt return for a touchdown, equaling the shortest such return for a

touchdown in NCAA history.

■ The Bulls went on to also record a fumble recovery on punt coverage in the game, thus recording two turnovers and a touchdown in the special teams debut of new special teams coordinator Daniel Da Prato.

TAMPA TWO

The well known cover scheme also can serve as a moniker for the Bulls present quarterback talent. 2020 first game starter Jordan McCloud (Plant HS) and Noah Johnson (Armwood HS), a transfer from Alcorn State, both performed well in the season-opening win over The Citadel.

■ The sophomore McCloud made his 11th career start after starting 10 games last year and playing the last half of the season with a thumb injury that limited him. McCloud added about eight pounds of muscle in the offseason. He led the Bulls opening scoring drive, moving USF 62 yards and hitting DeVontres Odoms-Dukes with a 10-yard touchdown pass.

■ Johnson, the 2018 SWAC Offensive Player of the Year, returns to Tampa as a graduate but could have two years of eligibility with the NCAA's COVID-19 waiver. He led two scoring drives, moving USF 60 yards and 86 yards for scores. On the first, he carried the ball on the final four plays, accounting for 25 yards, and scored on a 9-yard touchdown run.

30-YEAR-OLD AUSSIE PUNTER COLLECTING HONORS ON & OFF THE FIELD

30-year-old Australian punter Trent Schneider returns after a USF record-setting season in 2019 in which he averaged 46.0 ypp.

■ Enters 2019 on the Ray Guy Award Watch List for the second straight season and on the William V. Campbell Trophy list, otherwise known as the "Academic Heisman."

■ He owns six USF punting records entering his final campaign and is on pace to own every career mark. He posted a season yardage record with 3,266 punting yards in 2019 and broke the single-game punting average record four

SITUATIONAL RECORDS

Under Scott 2020

vs. Top-25 opponents (AP/Coaches)	0-0	0-0
vs. Top-10 opponents (AP/Coaches)	0-0	0-0
USF Scores First	0-0	0-0
Opponent Scores first	1-0	1-0
USF leads after 1st quarter	1-0	1-0
Opponent leads after 1st quarter	0-0	0-0
USF leads at half	1-0	1-0
Tied at half	0-0	0-0
Opponent leads at half	0-0	0-0
USF leads after 3rd quarter	1-0	1-0
Opponent leads after 3rd quarter	0-0	0-0
Tied after 3rd	0-0	0-0

USF OFFENSE

SCORING: 17 points or less	0-0	0-0
SCORING: 20 or more points	1-0	1-0
SCORING: 30 or more points	0-0	0-0
SCORING: 40 or more points	0-0	0-0
TOTAL OFFENSE: 400 or more yards	1-0	1-0
TOTAL OFFENSE: 500 or more yards	0-0	0-0
TOTAL OFFENSE: 300 yards or less	0-0	0-0
RUSHING: 200 or more yards	1-0	1-0
RUSHING: 300 or more yards	1-0	1-0
RUSHING ATT: 40 or more	0-0	0-0
PASSING: 200 or more yards	0-0	0-0
PASSING: 300 or more yards	0-0	0-0
PASSING ATT: 25 or more	1-0	1-0
1st DOWNS: at least 20	1-0	1-0
3rd DOWNS: convert 40% or more	1-0	1-0
TURNOVERS: two or less	1-0	1-0

USF DEFENSE

SCORING: allow 15 points or less	1-0	1-0
SCORING: allow 20 points or less	1-0	1-0
SCORING: allow 21 points or more	0-0	0-0
TOTAL OFFENSE: 300 yards or less	1-0	1-0
RUSHING: allow 150 yards or less	0-0	0-0
RUSHING: allow 100 yards or less	0-0	0-0
PASSING: allow 150 yards or less	1-0	1-0
PASSING: allow 100 yards or less	1-0	1-0
1st DOWNS: allow 15 or less	0-0	0-0
3rd DOWNS: convert 33% or less	0-0	0-0
TURNOVERS: two or more	1-0	1-0

TEAM COMPARISON

RUSHING YARDS: USF has more	1-0	1-0
PASSING YARDS: USF has more	1-0	1-0
TOTAL YARDS: USF has more	1-0	1-0
TURNOVERS: USF has fewer	1-0	1-0
TIME OF POSSESSION: advantage	0-0	0-0
1ST DOWNS: USF has more	1-0	1-0
PENALTIES: USF has fewer	1-0	1-0
SPECIAL TEAMS SCORE: USF scores TD	1-0	1-0

USF INDIVIDUALS

RUSHING: 100-yard rusher	0-0	0-0
PASSING: 200-yard passer	0-0	0-0
RECEIVING: 100-yard receiver	0-0	0-0
RUSH/PASS: 100-yard rusher/200-yard passer	0-0	0-0

USF LARGEST CROWDS

1. 99,235	at Penn State	Sept. 3, 2005	L, 23-13
2. 90,612	at Florida	Sept. 12, 2010	L, 38-14
3. 83,524	at Florida State	Sept. 26, 2009	W, 17-7
4. 82,617	at Auburn	Sept. 8, 2007	W, 26-23 OT
5. 80,795	at Notre Dame	Sept. 3, 2011	W, 23-20
6. 78,900	at South Carolina	Sept. 18, 2004	L, 34-3
7. 78,111	at Wisconsin	Sept. 27, 2014	L, 27-10
8. 76,780	at Alabama	Aug. 30, 2003	L, 40-17
9. 74,432	at Oklahoma	Sept. 28, 2002	L, 31-14
10. 72,811	at Florida State	Sept. 12, 2015	L, 14-34
11. 70,401	at Michigan St.	Sept. 7, 2013	L, 21-6
12. 69,383	vs. Florida State	Sept. 29, 2012	L, 30-17
13. 67,012	vs. West Virginia	Sept. 28, 2007	W, 21-13
14. 66,469	vs. Miami	Nov. 28, 2009	L, 31-10
15. 65,948	vs. UCF	Oct. 13, 2007	W, 64-12

BOLD = HOME

USF FOOTBALL CENTER FUND RAISING OVER \$21 MILLION

In late 2017, USF unveiled plans for a 150,000-square foot plus USF Football Center to be located on campus adjacent to the current home of the Bulls, the Lee Roy Selmon Athletics Center. The USF Football Center, a donor-driven project, will expand upon the Morsani Football Practice Complex and feature an indoor practice facility housing a 100-yard turf field and as well as a state-of-the-art home for all the football program functions.

USF received a \$5 million launch gift from Pam & Les Muma on Nov. 11, 2017 and received several million in gifts in 2019 to bring total funds raised toward the facility to more than \$21 million to date.

Among the highlights in the initial plans by the global design firm HOK:

- A stunning entry lobby and multi-purpose space for recruiting
- Indoor practice facility with a 100-yard turf field
- Football strength and conditioning center
- Nearly 10,000-square foot football locker room
- Players' lounge and adjacent social patio
- Team auditorium with tiered seating
- Sports medicine and rehabilitation facility
- Nutrition center
- Team and position meeting spaces, coaches and staff offices
- Equipment room, video operations, laundry and other support operations



times on the year, including 52.8 ypp on five punts in a 27-23 victory over BYU...in 2018, he banged a 72-yard punt vs. East Carolina to set the mark for the longest punt in USF history.... he holds the first, second, third and fourth spots for single-game punting average in USF history, all set during the 2019 season...he has recorded 42 punts of 50 yards or longer.

■ Named a 2019 CoSIDA Academic All-American (just the second in program history). He graduated in December of 2019 with a degree in communications and a 4.0 GPA and is pursuing a master's degree in entrepreneurship and applied technologies.

■ He worked construction for eight years before becoming a collegiate punter...enjoys carpentry...played in a rugby league during high school...and was a keeper in soccer.

SECONDARY FEATURES EXPERIENCE

The Bull return 10 players in the secondary who lettered in 2019, including four starters who made at least eight starts on the season and two other players who have made at least three career starts (Mekhi LaPointe & Vincent Davis).

■ Senior cornerbacks **Mike Hampton** (24 career starts entering 2020) and **KJ Sails** (12 starts in 2019) are both Tampa products and will give the Bulls a veteran presence on the edges. Both are potential Jim Thorpe Award candidates. Hampton was a 2018 third team all-conference pick by Phil Steele and recorded 18 passes defended to rank ninth nationally and come one shy of the USF season mark. He is the Bulls' most experienced turner with 24 career starts and 36 games played (every game the last two seasons) entering 2020. Sails earned second-team all-conference honors last season, his first since transferring from North Carolina, and led the team with three interceptions and nine passes defended while being a part of six takeaways.

■ Juniors **Nick Roberts** (23 starts entering 2020) and **Bentlee Sanders** (10 career starts entering 2020) return after playing major roles last year at safety and nickel. Roberts is the Bulls' second-leading returning tackler after ranking fourth last year with 63 stops (he also ranked 4th the previous year with 72 stops) and adding two interceptions and seven pass breakups. Sanders made eight starts last year and posted 40 tackles, an interception and 4.5 TFL.

VETERAN SPENCER LEADS DEFENSE

The old man of the staff at all of 55, Glenn Spencer comes to USF after one season leading the FAU defense, seven leading Oklahoma State's defense (10 overall at OSU) and one leading Charlotte's. His Owls squad improved more than 40 spots in 10 national defensive rankings.

SEEKING OFFENSIVE PRODUCTION

The Bulls struggled offensively in 2019, ranking 112th in total (330 ypg) and 115th in scoring (20.8) offense in 2019. USF graduated its leading rusher (Jordan Cronkrite) and leading receiver (Mitch Wilcox) from that team and the Bulls' top returning rusher and receiver each posted less than 370 yards. Quarterback Jordan McCloud passed for 1,429 yards, 12 TD and 8 INT and will be challenged by transfer QB Cade Fortin, who comes from North Carolina, and Noah Johnson, a transfer from Alcorn State that was the 2018 SWAC Offensive Player of the Year.

EARLY ENROLLEES

The Bulls had four early enrollees join the roster in the spring, two transfers and two high school recruits. Quarterback Cade Fortin (North Carolina) has three years of eligibility as he battles sophomore Jordan McCloud for the starting job. Fortin started two games and played in four as a true freshman at UNC. Darrian Felix (Oregon) joined the Bulls stable of backs after running for nearly 400 yards and three TD in two years as a Duck. Freshman wide receiver Omarion Dollison, who posted 86 receptions for 1,621 yards (18.8 ypr) and 21 touchdowns at Gray Collegiate Academy in South Carolina, and defensive back Chris Townsel, who led Dearfield Beach to three state semifinals, were also on campus this spring.

FORMER BULLS NEMESIS PAT WHITE TO LEAD BULLS RUNNING BACKS

New USF running backs coach Pat White is well known to Bulls fans. The former West Virginia quarterback, and two-time Big EAST Offensive Player of the Year, started four games vs. USF during an illustrious career that saw him garner two top seven finishes in Heisman Trophy voting (2007 & 2008) and finish with 10,531 total yards and 103 TD. He went 2-2 in starts vs. USF.

1) He won his first meeting vs. the Bulls in Raymond James Stadium, leading WVU to a 28-12 victory in 2005 while posting 266 total yards and three TD.

2) No. 7 ranked West Virginia fell to the Bulls, 24-19, in Morgantown in 2006 as USF forced four turnovers, including a strip sack of White by George Selvie that he returned for a TD and 7-6 Bulls lead.

3) White's return to Ray Jay marked one of the most memorable nights in USF history as 67,012 turned out (the second largest home crowd in program history) to see USF post a 21-3 victory over No. 5 WVU in 2007. Ben Moffitt returned an interception of White for a touchdown before White was knocked out of the game in the second quarter. He would later lead WVU to a No. 1 national ranking.

4) In White's final WVU home game of his career, he led the Mountaineers to a 13-7 victory over USF.

JUNIOR LINEBACKERS RISING

Dwayne Boyles and Antonio Grier entered their junior campaigns among the most productive Bulls returners. The pair combined to post 21 TFL and 7.0 sacks last year while ranking among the top six in tackles. Boyles led USF with 75 tackles and 12.5 TFL, while Grier led USF with 4.0 sacks and added 58 tackles and 8.5 TFL. They are two of the Bulls' top three returning tacklers and the top returners in TFL and sacks. Boyles started 10 games and Grier 6 in 2019.


LEFT SIDE RETURNS

The Bulls offensive line will have a familiar and well acquainted cast on the left side as two-year, junior starters Donovan Jennings (LT), Demetris Harris (LG) and Brad Cecil (C) return. The trio has played alongside each other for two seasons posting a combined 57 starts. Harris is behind only DB Mike Hampton as the Bulls' most experienced returners entering 2020 with 23 career starts. Cecil (19) and Jennings (15) also rank among the top seven most veteran Bulls entering 2020.



THE USF FOOTBALL PROGRAM

- The Bulls have had five head coaches in 24 seasons.
- USF was ranked for a program record 20 straight weeks during the 2016 & 2017 seasons.
- The Bulls reached as highly as the No. 2 ranking in 2007, the fastest program to go from inception to a top 10 ranking in FBS history.
- USF has played in 10 bowl games and won six.
- USF has claimed victories in Tampa over Louisville, West Virginia, Georgia Tech, Pittsburgh, Kansas and North Carolina among others.
- USF has claimed road or neutral site wins over Florida State, Auburn, Clemson, Notre Dame, Miami, Louisville, NC State, West Virginia and TCU among others.
- USF has had 30 first-team All-Conference selections, including 1 Offensive Player of the Year, 1 Defensive Player of the Year, 2 Special Teams Players of the Year and 1 Rookie of the Year.
- USF has had five players selected a first-team All-American a total of six times.
- 13 USF players have been part of a Super Bowl team, 10 part of a Super Bowl Champion, including last year as Bay area product Austin Reiter started at center for the Kansas City Chiefs.



RAYMOND JAMES STADIUM: HOME OF BULLS, BUCS & SUPER BOWLS

TOP USF SEASON AVERAGE ATTENDANCE

RANK	AVERAGE	YEAR	GAMES	ATTENDANCE
1.	53,170	2007	6	319,019
2.	52,553	2009	6	315,319

TOP USF GAME CROWDS

RANK	ATTENDANCE	OPPONENT	DATE	WINNER	SCORE
1.	69,383	Florida St.	9/29/2012	FSU	L, 30-17
2.	67,012	West Virginia	9/28/2007	USF	W, 21-13
3.	66,469	Miami	11/28/2009	UM	L, 31-10
4.	65,948	UCF	10/13/2007	USF	W, 64-12
5.	63,976	Cincinnati	10/15/2009	UC	L, 34-17

- USF is one of the few college programs that play in an NFL stadium, opened on Sept. 20, 1998.
- Raymond James Stadium is home to the NFL's Tampa Bay Buccaneers and has hosted two Super Bowls (Super Bowl XXXV in 2001 between the Ravens and Giants and Super Bowl XLIII in 2009 between the Steelers and Cardinals) and is set to host a third this February (2021). The stadium also hosted the 2017 CFP National Championship Game won by Clemson over Alabama.



WELCOME TO THE SUNCOAST NOTING TAMPA & THE BAY AREA

- The greater Tampa Bay area has a population of more than 4 million and is one of the fastest growing areas in the country. It is the 12th largest TV market in the United States.
- Tampa ranks as fifth-most popular American city according to a Pew Research Center study.
- Tampa ranked as the 5th best outdoor city by Forbes. The area's average highs range 70 to 90 °F year round, and lows 52 to 76 °F.
- Nicknames: Cigar City & The Big Guava
- Tampa is near 18 beaches. In 2020, Trip Advisor rated Siesta Key the No. 1 Beach in America followed closely by St. Petersburg Beach (No. 2) and Clearwater Beach (No. 5).

SEASON HONORS NATIONAL AWARD WATCH LISTS

WUERFFEL TROPHY: KJ Sails, Sr., CB

GROZA AWARD: Jarred Sackett, Jr., K

WILLIAM V. CAMPBELL TROPHY: Trent Schneider, Sr., P

RAY GUY AWARD: Trent Schneider, Sr., P

AMERICAN CONFERENCE

PLAYER OF THE WEEK

Week 1: -

--

HONOR ROLL

Week 1: Antonio Grier, LB & Kelley Joiner, RB

GAME CAPTAINS

Week 1 (Citadel): Boyles, Dukes, Sails, Schneider

Week 2 (Notre Dame): --

UNAVAILABLE LIST

WEEK 1 vs. The Citadel:

OFFENSE

POS # Name

LT 74 Brad Cecil

QB 6 Cade Fortin

LG 64 Demetris Harris

LT 73 Donovan Jennings

TE 87 Fred Lloyd Jr.

HB 27 Leonard Parker

LG 70 Sebastian Sainterling

TE 17 Holden Willis

DEFENSE

POS # Name

WLB 6 Demaurez Bellamy

STAR 26 Keyon Helton

NOSE 10 Kevin Kegler

SPECIALISTS

POS # Name

K 28 Jared Sackett

WEEK 2 at Notre Dame:

OFFENSE

POS # Name

LETTERMEN RETURNING (44)

OFFENSE (19)

Quarterback (1): Jordan McCloud

Running Back (3): Johnny Ford, Kelley Joiner, Odunayo Seriki

O-Line (5): Brad Cecil, Demetris Harris, Jarrett Hopple, Donovan Jennings, Michael Wiggs

Tight End (3): Chris Carter, Fredrick Lloyd, Jacob Mathis

Wide Receiver (6): DeVontres Dukes, Jah'Quez Evans, Terrence Horne, Bryce Miller, Randall St. Felix, Xavier Weaver

DEFENSE (21)

End (2): Darrien Grant, Jason Vaughn,

Tackle (6): Tyrone Barber, Blake Green, Kevin Kegler, Stacy Kirby, Kelvin Pinkney, Rashawn Yates

Linebacker (5): Demaurez Bellamy, Dwayne Boyles,

Antonio Grier, Andrew Mims, Brian Norris

Defensive Back (8): Vincent Davis, Daquan Evans, Mike Hampton, Mekhi LaPointe, Brock Nichols, Nick Roberts, KJ Sails, Bentlee Sanders

SPECIAL TEAMS (4)

Placekicker: Spencer Shrader, Coby Weiss

Punter: Trent Schneider

Long Snapper: Ian Deneen

LETTERMEN LOST (21)

OFFENSE (11)

Quarterback (1): Blake Barnett

Running Back (3): Jordan Cronkrite, Trevon Sands, **Dave Small

O-Line (2): William Atterbury, Marcus Norman

Tight End (1): Mitchell Wilcox

Wide Receiver (4): Stanley Clerveaux, Kevin Purlett

** Eddie McDoom, ** Jernard Phillips

DEFENSE (10)

End (4): Tyrik Jones, Kirk Livingstone, Greg Reaves, Darius Slade

Tackle (1): ** John Waller

Linebacker (2): Tae'Aviion Gray, Patrick Macon

Defensive Back (3): ** Eugene Bowman, Zion Roland, Devin Studstill

SPECIAL TEAMS (0):

Kickoff Specialist: -

LETTERMEN AT A GLANCE

OFFENSE:	Returning: 19	Lost: 11
DEFENSE:	Returning: 21	Lost: 10
SPECIAL:	Returning: 4	Lost: 0
TOTAL:	Returning: 44	Lost: 21

STARTERS AT A GLANCE

OFFENSE:	Returning: 6	Lost: 5
DEFENSE:	Returning: 7	Lost: 4
SPECIAL:	Returning: 2	Lost: 0
TOTAL:	Returning: 15	Lost: 9

STARTERS RETURNING (15)

(Number of 2019 starts)

OFFENSE (6): Jordan McCloud, QB (10); Brad Cecil, C (12); Demetris Harris, LG (12); Donovan Jennings, LT (10); Randall St. Felix, WR (12); Bryce Miller, Slot (7)

DEFENSE (7): Rashawn Yates, T (6); Blake Green, T (6); Dwayne Boyles, SLB (11); Mike Hampton, CB (12); KJ Sails, CB (12); Nick Roberts, S (12); Bentlee Sanders, Nickel (8)

SPECIAL TEAMS (2): Trent Schneider, P (12); Coby Weiss, K (7)

RETURNERS WITH STARTING EXPERIENCE

(Number of career starts)

OFFENSE (5): Michael Wiggs, C (6); Johnny Ford, RB (3); Kelley Joiner, RB (2); Jacob Mathis, TE (1); Terrence Horne, WR (1); Jarrett Hopple, T (2)

DEFENSE (7): Kevin Kegler, DT (16); Kelvin Pinkney, DT (8); Antonio Grier, LB (6); Mekhi LaPointe, S (4); Vincent Davis, DB (3); Tyrone Barber, DT (1); Demaurez Bellamy, LB (1)

SPECIAL TEAMS (1): Spencer Shrader (4)

STARTERS LOST (8)

OFFENSE (5): Billy Atterbury, G (12); Jordan Cronkrite, RB (9); **Eddie McDoom, WR (9); Marcus Norman, T (12); Mitchell Wilcox, TE (12)

DEFENSE (4): Kirk Livingstone, DE (12); Patrick Macon, LB (8); Greg Reaves, DE (12); Devin Studstill, S (12)

SPECIAL TEAMS (0): -

** Opted out of 2020 season

TOP RETURNERS

USF will look to build around the following significant returners from the 2019 team.

OFFENSE:

■ Sophomore quarterback **Jordan McCloud** started 10 games in his first season on the field and passed for 1,429 yards & 12 TD while running for 283 yards and a team-high 4 TD.

■ Junior wide receiver **Randall St. Felix** led USF with 679 yards and 4 TD in 2018 as a freshman, averaging 20.6 ypc. He is the Bulls' top returning receiver from 2019, having logged 22 catches for 261 yards and 2 TD while his ypc declined to 11.9.

■ Senior tight end **Jacob Mathis** emerged in 2019, logging 13 catches for 202 yards and two touchdowns, as did junior wide receiver **Bryce Miller**, who posted 21 catches for 232 yards and 4 TD.

■ Sophomore running back **Kelley Joiner Jr.** ran for 364 yards in 2019, including 115 vs. Memphis, while sophomore running back **Johnny Ford** posted 787 yards and 8 TD in 2018 and returns after playing in just four games in 2019 and logging 103 yards and 13 receptions.

■ Offensive line starters **Brad Cecil** (C, 19 career starts), **Donovan Jennings** (LT, 15 career starts) & **Demetris Harris** (LG, 23 career starts) have played alongside each other for two seasons.

DEFENSE:

■ Junior linebacker **Dwayne Boyles Jr.** led USF with 75 tackles and 12.5 tackles for loss while adding three sacks in his second season of significant action and first as a starter. Fellow junior linebacker **Antonio Grier Jr.** led the Bulls with 4.0 sacks and added 8.5 TFL and 58 sacks in 2019.

■ Senior cornerbacks **KJ Sails** and **Mike Hampton** give the Bulls a formidable and experienced presence on the corners. Sails led USF with three interceptions and nine passes defended in his first year after transferring from North Carolina. Hampton led the Bulls with 18 passes defended in 2018 to earn honorable mention all-conference. He posted six in 2019 to go with 50 tackles.

■ Junior safety **Nick Roberts** has made 23 career starts and was fourth on the team with 63 tackles while adding two interceptions and seven passes defended in 2019. He led the Bulls with three inter-

ceptions and added 72 tackles in 2018.

■ Junior nickelback **Bentlee Sanders** started eight games in 2019 and posted 40 tackles, 4.5 TFL an interception and two forced fumbles.

SPECIAL TEAMS:

■ Punter **Trent Schneider** is a two-time Ray Guy Award nominee and owns six USF punting records, including setting the mark for season average last year at 46.0 ypp.

SIGNIFICANT LOSSES

USF will look to replace the following significant losses from the 2019 team.

OFFENSE:

■ Quarterback **Blake Barnett** played in just five games in 2019 after passing for 2,710 yards in his first season with the Bulls in 2018.

■ Running back **Jordan Cronkrite** posted a 1,000-yard season in his first campaign with the Bulls in 2018. He ran for a team-best 687 yards and 4 TD in 2019, logging three 100-yard games.

■ Tight end **Mitchell Wilcox** was a three-time all-conference honoree and set nearly every tight end record in program history. He led the Bulls with 28 catches for 350 yards and 5 TD in 2019.

■ Offensive linemen **William Atterbury** (G) and **Marcus Norman** (T) departed the program with 39 and 46 starts, respectively, having played alongside each other for three seasons.

DEFENSE:

■ Safety **Devin Studstill** ranked second on the team with 74 tackles and added 4.0 TFL and interception and two fumble recoveries in his first and only season with the Bulls.

■ Linebacker **Patrick Macon** was third on the team with 67 tackles and added 8.0 TFL in his first and only season with the Bulls.

■ Defensive ends **Greg Reaves** and **Kirk Livingstone** were stalwarts for the Bulls for the past three seasons on the D-line. Reaves posted 63 tackles, 10.0 TFL and 4.0 sacks to go with an interception and two fumble recoveries in 2019. Livingstone posted 38 tackles, 10.0 TFL and 3.0 sacks and also recorded two fumble recoveries.

RECORDS WATCH**CAREER PUNTS**

NAME	NO	YEARS
1. Brandon Baker	198 (8,070)	2002-05
2. Mattias Ciabatti	196 (8,333)	2012-15
3. Justin Brockhaus-Kann	180 (6,851)	2009-12
4. Delbert Alvarado	174 (7,014)	2006-09
5. Devin Sanderson	171 (6,995)	2000-02

Trent Schneider 149 (6,579) 2018-pres.

CAREER PUNT YARDS

NAME	NO	YEARS
1. Mattias Ciabatti	8,333 (196)	2012-15
2. Brandon Baker	8,070 (198)	2002-05
3. Delbert Alvarado	7,014 (174)	2006-09
4. Devin Sanderson	6,995 (171)	2000-02
5. Justin Brockhaus-Kann	6,851 (180)	2009-12
6. Trent Schneider	6,579 (149)	2018-pres.

CONSECUTIVE PUNTS WITHOUT A BLOCK

NAME	GAMES	YEARS
1. Brandon Baker	141	2002-05
2. Trent Schneider	130	2018-pres.
3. Delbert Alvarado	114	2007-09
4. Tony Umholtz	92	1997-99
5. Justin Brockhaus-Kann	84	2010-11
6. Mattias Ciabatti	83	2012-14

**A PREEMINENT UNIVERSITY**

Designated a "Preeminent State Research University" by the Florida board of governors in 2018, USF is in elite company with the University of Florida and Florida State University as the only three state universities to earn the designation.

■ USF enrollment **surpassed 50,000 students** for the first time in the fall of 2017, now with 50,830 students currently enrolled across the three campuses: USF Tampa, USF St. Petersburg and USF Sarasota-Manatee.

■ USF ranks 30th among U.S. public institutions according to the 2020 Times Higher Education's World University Rankings.

■ **INNOVATIVE:** USF is the nation's 7th leading public university in generating new United States utility patents and ranks 16th among universities worldwide.

■ USF is home to students from all 67 Florida counties, all 50 states and more than 140 countries, the USF System continues to admit a very diverse student body.



THE HERD

In 2015, the USF Student Government passed a resolution to officially rename the USF student section The Herd. USF's student section can number more than 12,000, making it among the largest in the nation. Front row fans that arrive early and paint their bodies green and gold are known as **The Beef Studs**.

BULLS IN THE POLLS - WEEKS IN TOP 25: 49; TOP 20: 32; TOP 15: 12; TOP 10: 4

2020 WEEK	AP	COACHES	2020 WEEK	AP	COACHES
Preseason	NR	NR	Week 8		
Week 1	NR	NR	Week 9		
Week 2	6 votes	3 votes	Week 10		
Week 3			Week 11		
Week 4			Week 12		
Week 5			Week 13		
Week 6			Week 14		
Week 7			Week 15		

FOR THE RECORD:

HOME; ROAD; CONFERENCE; NON-CONFERENCE MARKS

HOME RECORD

■ **OVERALL:** 99-50 (.664) record in home games since the program started in 1997

RAYMOND JAMES STADIUM: 93-47 (.664)

* USF played the 1997 home schedule and the first two games of the '98 season in Tampa Stadium, going 6-3, moving to Raymond James for the Citadel game in '98.

■ **Winning Home Record:** 17 of 22 seasons.

Undefeated Home Record: 3 seasons: 2002, '01 & '00

One Loss Home Record: 8 seasons: 2017, '16, '15, '07, '06, '05, 1999 & '98.

Best Home Record: 7-0 in 2001.

■ **Losing home records:** 6 seasons: 2019 (2-5); 2014 (2-5); 2013 (1-5); 2012 (2-4), 2011 (3-4) and 2004 (2-4).

ROAD GAME RECORD

■ **OVERALL:** 53-65 record in true road games

■ **Road winning road records:**

6 seasons: 2017, '16, '10, '07, '03 & '02

Road .500 record: 5 seasons: 2018, '09, '08, '06 & 1998

■ **CONFERENCE ROAD GAMES:** 29-36

American Conference Road Games: 15-13

Most Wins in a season: 4 (2016)

CONFERENCE RECORD

After spending the first six seasons of program history as an independent, USF joined Conference USA in 2003 and moved to the BIG EAST in 2005. Realignment morphed the BIG EAST into The American in 2013.

■ USF is 59-69 in its 18th year as a conference member.

AMERICAN: 29-27 (.517); 8th season;

BIG EAST: 22-34 (.392) eight seasons;

C-USA 8-8 (.500) two seasons.

■ **AAC East Division:** 18-8 (.692), 5 seasons

Losses: vs. UCF (2017, 2018, 2019), at Temple (2016, 18 & 19), Cincinnati (2018, 2019)

■ **Most wins in a season:** 7, 2016.

■ **Conference Openers:** 10-7, 5-2 in The American.

NON-CONFERENCE RECORD

OVERALL: 49-24 (.669) in regular-season, nonconference games in 16th season as a conference member.

■ **AMERICAN:** 16-12, 8th season.

■ **BIG WINS Since 2007:** at Notre Dame (2011), vs. Miami (2010), at Florida State (2009), at N.C. State (2008), vs. No. 10 Kansas (2008), at Auburn (2007) & vs. North Carolina (2007).

■ **BIG EAST (2005-2012):** 30-9 (.769) in regular-season, nonconference matchups in 8 seasons.

■ **C-USA:** 3-3 (.500) record in two seasons.

ASSOCIATED PRESS (Week 3)

RK	TEAM	RECORD	PTS	TREND
1	Clemson (60)	1,524	1	1-0
2	Alabama	1,456	3	0-0
3	Oklahoma	1,361	4	1-0
4	Georgia	1,324	5	0-0
5	Florida	1,237	8	0-0
6	LSU (1)	1,236	6	0-0
7	Notre Dame	1,155	10	1-0
8	Auburn	1,055	11	0-0
9	Texas	1,033	14	1-0
10	Texas A&M	983	13	0-0
11	Oklahoma State	927	15	0-0
12	North Carolina	892	18	1-0
13	Cincinnati	647	20	0-0
14	UCF	632	21	0-0
15	Tennessee	528	24	0-0
16	Memphis	495	NR	1-0
17	Miami (Fla.)	463	NR	1-0
18	Louisville	387	NR	1-0
19	Louisiana	377	NR	1-0
20	Virginia Tech	368	NR	0-0
21	BYU	357	NR	1-0
22	Army	243	NR	2-0
23	Kentucky	238	NR	0-0
24	Appalachian State	237	NR	1-0
25	Pittsburgh	157	NR	1-0

COACHES POLL (WEEK 3)

RK	TEAM	REC	PTS	1ST	HI/LO
1	Clemson	1-0	1020	37	1 — 1/1
2	Alabama	0-0	973	1	3 1 2/3
3	Oklahoma	1-0	907	0	6 3 3/6
4	Georgia	0-0	904	0	4 — 4/4
5	Louisiana State	0-0	852	3	5 — 5/5
6	Florida	0-0	837	0	8 2 6/8
7	Notre Dame	1-0	760	0	10 3 7/10
8	Texas	1-0	697	0	14 6 8/14
9	Auburn	0-0	694	0	11 2 9/11
10	Texas A&M	0-0	639	0	13 3 10/13
11	North Carolina	1-0	575	0	19 8 11/19
12	Oklahoma State	0-0	547	0	16 4 12/16
13	Central Florida	0-0	414	0	21 8 13/21
14	Cincinnati	0-0	403	0	22 8 14/22
15	Memphis	1-0	314	0	NR 15 15/NR
16	Louisville	1-0	313	0	NR 17 16/NR
17	Tennessee	0-0	309	0	NR 9 17/NR
18	Miami	1-0	267	0	NR 16 18/NR
19	Virginia Tech	0-0	265	0	24 5 19/24
20	Kentucky	0-0	232	0	NR 9 20/NR
21	UL Lafayette	1-0	219	0	NR 23 21/NR
22	Brigham Young	1-0	201	0	NR — 22/NR
23	Appalachian State	1-0	177	0	NR 12 23/NR
24	Baylor	0-0	161	0	NR 7 24/NR
25	Army	2-0	127	0	NR — 25/NR

VS. RANKED TEAMS

■ **LAST:** L. to No. 18 Memphis (49-10) in 2019

■ **LAST WIN:** W, 52-45 vs. No. 22 Navy on Oct. 28, 2016 in Raymond James Stadium.

■ **OVERALL RECORD:** 11-28 all-time vs. FBS ranked teams since joining the FBS in 2000.

15-33 overall vs. ranked foes, including a 4-5 record vs. I-AA (FCS) teams from 1997-2000.

■ **AT HOME:** USF is 7-15 at home vs. FBS ranked teams, last posting a win with a 52-45 win vs. No. 22 Navy, Oct. 28, 2016.

■ **ON THE ROAD:** 4-12 on the road vs. FBS ranked, last posting a win with a 23-20 victory at No. 16/18 Notre Dame on Sept. 3, 2011.

Wins vs. ranked teams on the road: W, 24-19 at No. 9 West Virginia (2006); W, 26-23 at No. 17 Auburn (2007); W, 17-7 at No. 18 Florida State (2009); W, 23-20 at No. 16 Notre Dame (2011)

FUTURE NON-CONFERENCE SCHEDULES

2021	2022	2023	2024	2025	2026	2027
Sept. 2 at NC State	Sept. 3 TBD	Sept. 2 at W. Kentucky	Aug. 31 LOUISVILLE	Aug. 30 BOISE STATE	Sept. 5 FAU	Sept. 4 MIAMI
Sept. 11 FLORIDA	Sept. 17 at Florida	Sept. 9 TBD	Sept. 7 at Alabama	Sept. 6 at Florida	Sept. 12 at Alabama	Sept. 11 at Boise State
Sept. 18 FLORIDA A&M	Sept. 24 at Louisville	Sept. 16 ALABAMA	Sept. 14 NC STATE	Sept. 13 at Miami	Sept. 19 at Louisville	Sept. 18 FLORIDA A&M
Sept. 25 at BYU	Oct. 22 UMASS	Sept. 23 FLORIDA A&M	Sept. 21 W. KENTUCKY	Sept. 20 SAN JOSE ST.	Sept. 26 BETHUNE-COOKMAN	Sept. 25 at N. Illinois

HEAD COACH JEFF SCOTT

1st Season at USF/1st Season Overall Clemson, 2003

Named the fifth head coach in USF football history on Dec. 9, 2019, Jeff Scott was one of the most respected coordinators and recruiters in the nation when he took over the Bulls program.

Having served as the co-offensive coordinator at Clemson since 2015 and as a member of the Tigers' football staff at his alma mater since 2008, Scott was a key part of the rise of one of the most dominant football programs in the nation. He helped lead the Tigers to five straight College Football Playoff appearances, four CFP Championship game appearances (2015, 2016, 2018 & 2019 seasons) and national titles in the 2016 and 2018 seasons while coaching in nine CFP Playoff games and posting a 6-3 record. Scott returns to a home field in Raymond James Stadium where Clemson scored 21 fourth-quarter points to defeat Alabama, 35-31, in the CFP National Championship game on Jan. 9, 2017 to claim the program's first national title in 35 years.

SCOTT NOTABLES CHAMPIONSHIP COORDINATOR

- ▶ In his five seasons serving as co-offensive coordinator/wide receivers coach, Clemson posted a 70-5 record and claimed five ACC championships.
- ▶ Clemson finished the 2019 season ranked No. 4 nationally in scoring offense (43.9 ppg) and No. 5 in total offense (528.7 ypg).
- ▶ During his stint as co-offensive coordinator, the Tigers went 70-5 (38-2 in the ACC) with just two regular season losses and posted the four winningest seasons in program history (2018 (15-0), 2019 (14-1), 2015 (14-1), 2016 (14-1)).
- ▶ Clemson averaged 40 points and 500 yards per game, while Tigers quarterbacks completed better than 66 percent of their passes. Clemson averaged better than 500 yards per game in four seasons and set 138 team and individual records, including marks for total offense (527.2 ypg), scoring offense (44.3 ppg), passing offense (5,009 yards), rushing offense (3,723 yards) and touchdowns (90).
- ▶ The top three total offense seasons in program history came with Scott as co-offensive coordinator, as did the top three scoring seasons, all with 577 points or better.

FLORIDA & COACHING IN THE BLOOD

- ▶ Born in Arcadia, Fla., just an hour and a half south (93 miles) of the USF campus.
- ▶ Scott's father, Brad, a 1979 graduate of USF, coached high school football in the state and spent 11 years as an assistant coach to Bobby Bowden at Florida State, including the last four as offensive coordinator and claiming the 1993 national title.
- ▶ During his father's tenure at Florida State, Scott attended elementary school across the street from the FSU practice fields and joined his father at practice after school.

AT HOME IN RAY JAY

- ▶ Scott returns to a home field in Raymond James Stadium where Clemson scored 21 fourth-quarter points to defeat Alabama, 35-31, in the CFP National Championship game on Jan. 9, 2017 to claim the program's first national title in 35 years.

PRODUCING NFL PLAYERS

- ▶ Eight wide receivers Scott coached were on 2019 NFL rosters, including Bay area products, Ray Ray McCloud, Deon Cain and Artavis Scott.
- ▶ He coached Fort Myers, Fla., product Sammy Watkins, a two-time All-American who set school season records for receptions (101), receiving yards (1,464) and touchdowns (12) and career marks for receptions (240), receiving yards (3,391) and receiving touchdowns (27) before being selected in the first round of the NFL Draft.
- ▶ Under Scott, DeAndre Hopkins earned second-team All-American honors before selection in the first round of the NFL Draft and going on to make four Pro Bowls.

ELITE RECRUITER

- ▶ Scott was Clemson's recruiting coordinator 2008-14, leading the Tigers to top-10 ranked classes in his first season of 2009 and also in 2011 and 2012.
- ▶ He was named a top-10 recruiter nationally by ESPN.com (2014), a top 25 national recruiter seven times by Rivals.com (2012, 2014, 2015, 2016, 2017, 2018, 2019) and the ACC Recruiter of the Year in 2015 by Rivals and in 2018 by 247Sports.

ONE SMART MATHEMATICIAN

- ▶ Graduated cum laude with a degree in mathematics, having earned President's List recognition with a 4.0 grade-point average in 2001 and 2002.



JEFF SCOTT YEAR-BY-YEAR

1st Season as a Head Coach

14th season overall in collegiate coaching

YEAR	SCHOOL	RECORD	POSTSEASON
2020	USF (HC)	First Season	
HEAD COACH RECORD		First Season	-

2019	Clemson (Co-Offensive Coord./WR)	14-1*	CFP Championship Game
2018	Clemson (Co-Offensive Coord./WR)	15-0*	CFP National Title
2017	Clemson (Co-Offensive Coord./WR)	12-2*	CFP (Sugar)
2016	Clemson (Co-Offensive Coord./WR)	14-1*	CFP National Title
2015	Clemson (Co-Offensive Coord./WR)	14-1*	CFP Championship Game
COORDINATOR RECORD		70-5[^]	*5 ACC Titles/5 CFP

[^] Became coordinator in 2014 Russel Athletic Bowl.

2014	Clemson (WR Coach/Recruiting Coord.)	10-3	Russel Athletic Bowl (W)
2013	Clemson (WR Coach/Recruiting Coord.)	11-2	Orange Bowl (W)
2012	Clemson (WR Coach/Recruiting Coord.)	11-2	Chick-fil-A Bowl (W)
2011	Clemson (WR Coach/Recruiting Coord.)	10-4*	Orange Bowl (L)
2010	Clemson (WR Coach/Recruiting Coord.)	6-7	Meineke Bowl (L)
2009	Clemson (WR Coach/Recruiting Coord.)	9-5	Music City Bowl (L)
2008	Clemson (GA then WR Coach)	7-6 [^]	Gator Bowl (L)

CLEMSON ASSISTANT COACH RECORD		130-31[^]	[^] assistant midway through 2008
2007	Presbyterian College (WR Coach)		


BOWL RECORD (Assistant)	10-5	15 Bowl Games
CFP Games (Assistant)	6-3	2-2 in Championship

HIGH SCHOOL

2005-06	Head Coach, Blythwood HS (S.C.)	won 3A State Title
---------	---------------------------------	--------------------

Scott helped lead the Clemson to five straight College Football Playoff appearances, four CFP Championship games and national titles in the 2016 and 2018 seasons while coaching in nine CFP games and posting a 6-3 record.

2020 USF FOOTBALL STAFF




GLENN SPENCER

Defensive Coordinator/Linebackers

Alma Mater: Georgia Tech, '87

1st Season with USF

- DC for FAU team that led NCAA in takeaways in 2019
- Coached 10 seasons at Oklahoma State
- Won two conference titles as head coach at West Georgia




ALLEN MOGRIDGE

Offensive Line Coach/Assistant Head Coach

Alma Mater: North Carolina, '99

1st Season with USF

- O-line at FIU ranked in top 10 in sacks last two years
- Helped FIU to three straight bowl appearances
- Has nearly 20 years of coaching experience




DANIEL DA PRATO

Special Teams Coordinator

Alma Mater: Louisiana-Monroe, '03

1st Season with USF

- Coached at Arkansas in 2019
- Coached two All-Americans at Montana State
- Played quarterback at ULM from 2002-03



JOEY KING

Tight Ends Coach

Alma Mater: Carson-Newman, '05

1st Season with USF

- Wide receivers coach at Coastal Carolina in 2019
- Coached Clemson QB Trevor Lawrence in high school
- Played quarterback in college at Carson-Newman




WES NEIGHBORS

Safeties Coach

Alma Mater: Alabama, '11

1st Season with USF

- Coached safeties at FAU in 2018 and 2019
- Won five national championships on staff at Alabama
- Played safety at Alabama and won titles in 2009 and 2011




BRAD SCOTT

Chief of Staff

Alma Mater: USF, '79

1st Season with USF

- Former head coach at South Carolina (1994-98)
- Offensive coordinator at Florida State, helping win 1993 national championship and quarterback Charlie Ward claim the Heisman Trophy.




ALBERT BOONE

Director of Football Operations

Alma Mater: Florida State, '03

3rd Season with USF



CHARLIE WEIS JR.

Offensive Coordinator/Quarterbacks

Alma Mater: Kansas, '15

1st Season with USF

- OC for FAU team that was 14th in NCAA in scoring in 2019
- On staffs with Atlanta Falcons and New England Patriots
- Won 2016 national championship as analyst at Alabama




DA'QUAN BOWERS

Defensive Line Coach

Alma Mater: Clemson, '19

1st Season with USF

- Was No. 1 overall high school prospect by ESPN in 2008
- Second-round draft pick of the Tampa Bay Bucs in 2011
- Coached with Jeff Scott at Clemson



XAVIER DYE

Wide Receivers Coach

Alma Mater: Clemson, '10

1st Season with USF

- Scott was his position coach as a WR at Clemson
- Coached with Scott at Clemson as a GA with the WRs
- Wide receivers coach at West Virginia in 2019



JULES MONTINAR

Cornerbacks Coach/Recruiting Coordinator

Alma Mater: Eastern Kentucky, '09

1st Season with USF

- Coached on Kirby Smart's staff at Georgia in 2019
- 2017 Sun Belt Recruiter of the Year at Texas State




PAT WHITE

Running Backs Coach

Alma Mater: West Virginia, '08

1st Season with USF

- Spent two seasons as quarterbacks coach at Alcorn State
- Coached back-to-back SWAC Offensive Players of the Year
- Two-time Big East Offensive Player of the Year as QB at WVU




TRUMAIN CARROLL

Strength & Conditioning Coach

Alma Mater: Oklahoma State, '05

1st Season with USF

- Head strength and conditioning coach at Arkansas (2018-19)
- Coached at SMU, Oklahoma State and UMKC
- Played DE at Oklahoma State from 2001-05



MIKE GIGLIO

Director of Recruiting and Pro Liaison

Alma Mater: Florida, '08

4th Season with USF

USF ATHLETIC COMMUNICATIONS

4202 E. Fowler Ave., ATH 100,
Tampa, FL 33620
OFFICE: 813-974-2125 FAX: 813-974-5328

Associate AD/Communications/

Football Contact: Brian Siegrist

Siegrist@USF.edu

Cell: 813-293-3897

Associate Communications Director/

Secondary Football: Jay D'Abramo

Jdabramo@USF.edu

Cell: 813-210-7333

Associate Communications Director/

Secondary Football: Mike Hogan

MHogan@USF.edu

Cell: 813-469-0616

Website: www.GoUSFBulls.com



USF MEDIA POLICIES

WEEKLY PRESS CONFERENCE

USF holds a weekly press conference every TUESDAY at 11:45 a.m. during regular game weeks. Head coach Jeff Scott and selected players will be available in person on the patio outside the Lee Roy Selmon Athletics Center.

Scott will also conduct a weekly update via ZOOM on THURSDAYS at 11:45 a.m. Links for that ZOOM call will be provided weekly.

CREDENTIAL REQUESTS

The online application for football credentials for the 2020 season can be found at https://gousfbulls.com/sb_output.aspx?form=25. If you are requesting multiple credentials for a group, a form must be submitted for each person and emails provided for screening. Individual game credential requests must be made a week prior to each game. Due to limited capacity in the 2020 season, credential requests will be determined on a game-by-game basis and notifications on confirmation or denial provided by Tuesday of game weeks.

Credentials will be available for pickup at Raymond James Stadium ONLY on game days at the south plaza will call window (far right).

INTERVIEW POLICIES

Under no circumstances should media members contact USF coaches or student-athletes without prior consent and approval from Associate Director of Athletics Brian Siegrist or Assistant Communications Director Jay D'Abramo. The same policy applies to the family members of student-athletes. To request interviews outside of regularly-scheduled availabilities, please contact the USF Communications department at least 24 hours in advance. Only head coach Jeff Scott, defensive coordinator Glenn Spencer and offensive coordinator Charlie Weis Jr. are available from the coaching staff to speak with the media. Freshman student-athletes are not available to the media until they have competed in a game for USF.

PLAYER INTERVIEWS

Players will be available twice per week during a normal game week. Those availabilities will occur after practices on Tuesday and during requested one-on-one periods on Thursday. To request a specific player for a one-on-one feature interview (conducted via Zoom), please contact the USF Communications department at least 24 hours in advance.

STAFF INTERVIEWS

Coach Scott will be available two times per week during normal game weeks. Scott is available Tuesday during his weekly press conference (11:45 a.m.) and Thursday during his weekly ZOOM update (11:45 a.m.). He can also be heard on Monday evenings on the USF Football Radio Show. USF Offensive and defensive coordinators will be available after practice on Wednesdays. No other football coaching staff members are available to speak with the media.

POSTGAME POLICY

The USF locker room is closed at all times. Coach Scott will address the media via ZOOM following his postgame with the team. USF will take interview requests for players at the beginning of the fourth quarter and will provide 5-6 players via ZOOM post-game. On the road, USF will also conduct interviews via ZOOM, with Coach Scott and 3-4 players available. All ZOOM links will be provided prior to game time.

COLLEGEPRESSBOX.COM

CollegePressBox.com is a great resource for media covering the Bulls and the AAC. Not only does it have media guides from the entire conference, but it also houses logos, head shots, action shots and much more. For access to the site, email Ted Gangi at webmaster@collegepressbox.com.

▼ WEEKLY USF FOOTBALL MEDIA SCHEDULE ▼

MON	TUES	WED	THURS	FRI	SAT	SUN
USF Football Radio Show 6-7 p.m. 95.3 WDAE; iHeart Radio (Bulls Unlimited); Youtube; Facebook	News Conference 11:45 AM: Head Coach Jeff Scott & Selected Players	Coordinator Avail: 11:45 AM: Off Coord. Charlie Weis Jr. Def. Coord. Glenn Spencer	ZOOM Update: 11:45 AM: Head Coach Jeff Scott Player one-on-ones upon request	NO availability	GAME DAY Postgame availability via ZOOM	NO availability

BULLS IN THE NFL

USF has 7 former Bulls on active NFL rosters (Sept. 13)

Player (Pos.)	Team (Yrs with Team)
D'Ernest Johnson (RB)	Browns (2019-20)
Marlon Mack (RB)	Colts (2017-20)
Jason Pierre-Paul (DE)	Buccaneers (2018-20)
Austin Reiter (OL)	Chiefs (2018-20)
Deadrin Senat (DL)	Falcons (2018-20)
Marquez Valdes-Scantling (WR)	Packers (2018-20)
Mazzi Wilkins, CB	Tampa Bay Buccaneers

Practice Squad

Player (Pos.)	Team
Rodney Adams, WR	Chicago Bears
Bruce Hector, DT	Carolina Panthers
Mike Love, DE	Buffalo Bills
Mitchell Wilcox, TE	Cincinnati Bengals



USF STUDENTS BRING THE NOISE TO RAY JAY

- USF boasts one of the largest student sections in the country with 12,501 seats allocated to students and the ability to place as many as 16,000+ in the stadium. (Note at least 3,700 seats allocated for 2020 season).
- USF students occupy the north endzone at Raymond James Stadium just below the Buccaneers pirate ship.
- **The Beef Studs** are the most passionate student supporters who regularly occupy the first row and paint their bodies green and gold while donning bull horns.

USF FOOTBALL RADIO SHOW

The USF Football Radio Show airs Monday nights on 95.3 WDAE/620 AM and digitally on iHeart Radio Bulls Unlimited channel and can be watched on Youtube and Facebook (USF Football page). Bulls Head Coach Jeff Scott will join host Jim Loiuk, the Voice of the Bulls, and analyst Sam Barrington. The USF Football Radio Show airs from 6-7 p.m.

SEPTEMBER 7 4:00 PM	SEPTEMBER 14 6:00 PM	SEPTEMBER 21 7:00 PM	SEPTEMBER 28 7:00 PM	OCTOBER 5 7:00 PM
OCTOBER 12 7:00 PM	OCTOBER 19 7:00 PM	OCTOBER 26 7:00 PM	NOVEMBER 2 7:00 PM	NOVEMBER 9 7:00 PM
NOVEMBER 16 7:00 PM	NOVEMBER 23 7:00 PM			

PLAYERS TO WATCH: SPECIAL TEAMS

P
39



TRENT SCHNEIDER • 6-0 • 197 • SR

RAY GUY AWARD CANDIDATE/2019 COSIDA ACADEMIC ALL-AMERICAN

- Set USF game records twice in 2019 and posted top three game averages in program history: 52.8 ypp vs. BYU., 51.6 ypp at Georgia Tech, 51.6 ypp vs. Memphis
- Ranked 12th nationally in 2019 in punting average at 46.0 yards per punt.
- Set USF season record with 3,266 yards punting in 2019.
- Tied a USF record with a 72 yard punt in win vs. ECU (9.22).
- A 30-year-old native of Sydney, Australia, joined the team in the spring of 2018 and is playing 9,264 miles and a 16-hour plane flight from home.
- Worked for 8 years in construction before returning to school.
- Carries a 4.0 GPA in communications. Academic All-District Honoree

K
32



SPENCER SHRADER • 6-2 • 175 • SO

- Has made 4 of 9 field goals, 12-12 on PAT in his career, with a long of 34 yards.
- Led the team with 30 points scored in 2019.
- Scored on a fake punt and rushed for a 22-yard touchdown at UConn in 2019.
- Walk-on with a big leg. Handles all kickoffs. Hit a 52-yard field goal in HS game and has hit from 64 yards out in practice. 12 of 15 on FG in only HS season.
- Home schooled soccer player, went to Brazil to attempt to play professionally.
- Sister, Sophie, is a midfielder on the University of Tampa's women's soccer team.

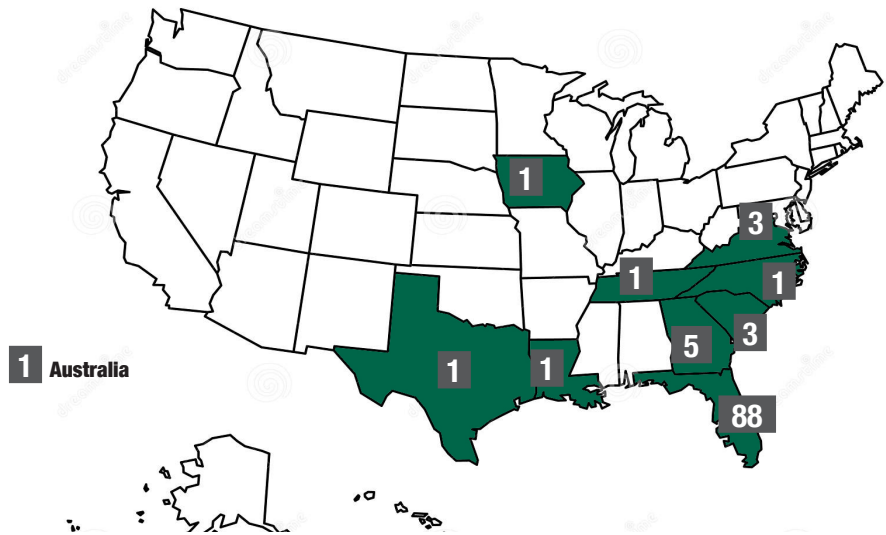
KR
80



TERRENCE HORNE JR. • 5-7 • 178 • SO

- Tied an NCAA record with back-to-back kickoff returns for touchdowns (98 & 97 yards) vs. Georgia Tech in 2018, posting a USF record 264 return yards in the game. Averaged 47.0 YPR on six returns that season.
- Played in 3 games in 2018 before suffering a torn ACL and redshirting.
- 2018 FHSAA 4A State 100-meter champion.
- Posted top 100-meter time of 10.29.

WHERE THE BULLS ARE FROM



BULLS BY STATE

- FLORIDA:** 88 (83%)
- GEORGIA:** 5
- SOUTH CAROLINA:** 3
- VIRGINIA:** 3
- TEXAS:** 2
- IOWA:** 1
- LOUISIANA:** 1
- NORTH CAROLINA:** 1
- TENNESSEE:** 1
- AUSTRALIA:** 1

FLORIDA BULLS

- BAY AREA:** 31
- MIAMI/FT. LAUDERDALE:** 16
- ORLANDO/CENTRAL FLORIDA:** 10
- JACKSONVILLE/PANHANDLE:** 11

BULLS BY ELIGIBILITY

- TRUE FRESHMEN:** 25
- REDSHIRT FRESHMEN:** 15
- SOPHOMORES:** 18
- JUNIORS:** 30
- SENIORS:** 18
- TRUE & REDSHIRT FRESHMEN:** 40
- UNDERCLASSMEN:** 58
- UPPERCLASSMEN:** 48
- TOTAL ROSTER:** 106

PLAYERS TO WATCH: OFFENSE

QB

3
BAY AREA
NATIVE**JORDAN MCCLLOUD • 6-0 • 193 • SO**

- Started 11 straight games at quarterback and has a 5-6 career record under center.
- Threw for a career-high 267 yards last season against No. 17 Cincinnati.
- 273 total yards, 5 TD (3 pass, 2 run), no turnovers in first career start vs. SC State.
- Was third on the team in rushing in 2019 and accounted for 1,712 yards of total offense.
- Tampa native, earned Class 7A first-team all-state in senior HS season.
- Passed for 2,426 yards and 26 TD while leading team to 12-2 & state semis.
- Younger brother of Clemson star & Pittsburgh Steelers WR Ray-Ray McCloud.

QB

0
BAY AREA
NATIVE**NOAH JOHNSON • 6-0 • 198 • GR**

- Scored a touchdown against The Citadel in his USF debut.
- Named the 2018 SWAC Offensive Player of the Year as a QB at Alcorn State.
- USF running backs coach Pat White was his quarterback coach at Alcorn State.
- Finished his Alcorn State career with 6,306 total yards and 59 touchdowns.
- Ranked third in the nation in rushing yards per game (7.5) in 2018 at Alcorn State.
- Was a 2018 finalist for HBCU Player of the Year.

WR

5

**RANDALL ST. FELIX • 6-2 • 211 • JR**

- Second on team with 22 receptions and 261 receiving yards in 2019.
- Had his best game of 2019 with five receptions and 79 yards at East Carolina.
- Set a USF single-season record with four 100-yard receiving games in 2018.
- Ranked ninth in the NCAA in 2018 in yards per catch at 20.6.
- Set a Gasparilla Bowl record in 2018 with 165 receiving yards on six catches.

TE

89

**MITCHELL BRINKMAN • 6-4 • 250 • GR**

- Transfer from Northern Illinois.
- Replaces all-time great tight end Mitch Wilcox - Wilcox is USF's all-time receptions leader by a tight end (100 catches, 1,316 career yards).
- Ranked second at Northern Illinois in 2018 with 445 receiving yards.
- Scored five career touchdowns at Northern Illinois.

RB

10

**KELLY JOINER JR • 5-9 • 179 • SO**

- Has started three straight games at running back dating back to last year.
- Rushed for a team-high 87 yards on eight carries (10.9 ypc) against The Citadel.
- Finished second on the team in rushing in 2019 with 364 yards on 71 carries.
- Caught nine passes in 2019 for 108 receiving yards.
- Rushed for 4,525 yards and scored 55 total touchdowns in high school.

RB

2

**DARRIAN FELIX • 5-11 • 184 • JR**

- Transferred to USF after three seasons at Oregon.
- Scored three career touchdowns for the Ducks, including two last season.
- Caught six passes for 78 yards last season at Oregon.
- Was a consensus three-star prospect at Fort Myers High School.

WR

19
BAY AREA
NATIVE**BRYCE MILLER • 5-10 • 187 • JR**

- Finished third on the team in 2019 with 232 receiving yards from the slot.
- Ranked second on the team with four receiving touchdowns.
- Joined USF as a walk-on before earning a scholarship last season.
- All-state wide receiver at East Lake HS in Tampa (56 catches, 916 yds, 16 TD).
- Played alongside future DI receivers Artavis Scott (Clemson) & George Campbell (PSU, FSU)

WR

18
BAY AREA
NATIVE**DEVONTRES ODOMS-DUKES • 6-4 • 218 • GR**

- Made his first career start in week one against The Citadel and scored a touchdown.
- Played in 12 games last season and scored one touchdown.
- Averaged 14.8 yards per game last season.
- Rated as a three-star prospect out of high school.
- Played at Wharton High School in Tampa.

C

74

**BRAD CECIL • 6-4 • 300 • JR**

- Served as USF's primary starter at center since his freshman season.
- Has started 19 games at center - the fifth-most starts of any active USF player.
- A 2020 Athlon Preseason All-Conference Second Team selection.
- A 2020 Phil Steele Preseason All-Conference Fourth Team selection.

LG

64

**DEMETRIS HARRIS • 6-3 • 324 • JR**

- Served as USF's primary starter at left guard since his freshman season.
- Has started 23 games at guard - the third-most starts of any active USF player.
- Named to the 2017 American Athletic Conference All-Academic Team.

LT

73
BAY AREA
NATIVE**DONOVAN JENNINGS • 6-5 • 338 • JR**

- Has started 12 games at left tackle, including four as a true freshman in 2018.
- A 2020 Athlon Preseason All-Conference Second Team selection
- A 2020 Phil Steele Preseason All-Conference Fourth Team selection
- Named to the 2019 American Athletic Conference All-Academic Team.
- Played at Gaither HS in Tampa.



PLAYERS TO WATCH: DEFENSE

S
2**NICK ROBERTS • 5-11 • 190 • JR**

- Started 11 games in 2019 and was fourth on the team with 63 tackles.
- Had two interceptions last season and has five over his career.
- Has two games with double-digit tackles.
- Has started 24 games at safety and has the second-most starts of any active Bull.

CB
7BAY AREA
NATIVE**MIKE HAMPTON • 6-1 • 190 • GR****2018 HONORABLE MENTION ALL-AAC**

- Tallied his first career fumble recovery in week one against The Citadel.
- Has started 25 games at cornerback and owns the most starts of any active Bull.
- Has 104 career tackles and two interceptions.
- Named all-conference in 2018

S
3**VINCENT DAVIS • 5-11 • 180 • JR**

- Played in 11 games last season and had 33 tackles.
- Made his first career interception last season against South Carolina State.
- His cousin, Javon Wims, played WR for the Chicago Bears.

CB
9BAY AREA
NATIVE**KJ SAILS • 5-11 • 180 • SR**

- Named to the 2020 Wuerffel Trophy Watch List.
- Selected to the Athlon Preseason All-Conference First Team
- Finished with 42 tackles in 2019 and ranked fifth in the AAC with three INTs.
- Organized a Unity Walk through downtown Tampa in June.
- Aspires to be the Mayor of Tampa after his playing career.

LB
5**ANTONIO GRIER JR • 6-1 • 222 • JR**

- Had 10 tackles, a sack and a forced fumble in week one against The Citadel.
- Ranked sixth on the team with 58 tackles in 2019.
- Led the team in 2018 with 4.0 sacks.
- Had a career-high 11 tackles last season against UCF.
- Has three career games of double-digit tackles.

LB
11**DWAYNE BOYLES JR. • 6-3 • 227 • JR**


- Named to the Preseason All-Conference Third Team by Athlon and Phil Steele.
- Led USF in tackles (75), solo tackles (48) and tackles for loss (12.5) in 2019.
- Ranked 12th in The American in 2019 in tackles for loss.
- Has two career games with double-digit tackles.

DT
23**THAD MANGUM • 6-2 • 285 • GR**


- Tallied a career-high nine tackles (six solo) in week one against The Citadel.
- Graduate transfer from Wofford.
- Missed the majority of the 2019 season due to injury.
- Named Second Team All-Southern Conference in 2018.
- Started 13 games in 2018 and finished with 51 tackles and three sacks.
- Named to the Southern Conference Academic Honor Roll in 2018.

DT
91**RASHAWN YATES • 6-3 • 271 • SO**

- Played in all 12 games last season and finished with 16 tackles.
- Had two tackles for loss and one sack in 2019.

DL
17**BLAKE GREEN • 6-1 • 280 • SR**

- Named Preseason All-AAC Fourth Team by Phil Steele.
- Made six starts at defensive tackle in 2019 and had 23 tackles.
- Had a career-high four tackles against South Carolina State in 2019.
- Named to the American Athletic Conference All-Academic Team in 2018 and 2019.
- Transfer from Northwest Missouri State.



NUMERICAL

No.	Name
0	Daquan Evans, DB
0	Noah Johnson, QB
1	Johnny Ford, RB
2	Darrian Felix, RB
2	Nick Roberts, S
3	Vincent Davis, DB
3	Jordan McCloud, QB
4	Le'Vontae Camiel, DE
4	Omarion Dollison, WR
5	Anontonio Grier, LB
5	Randall St. Felix, WR
6	Demaurez Bellamy, LB
6	Cade Fortin, QB
7	Sincere Brown, WR
7	Mike Hampton, DB
8	Christopher Townsel, DB
8	Latrell Williams, WR
9	KJ Sails, DB
10	Kelley Joiner, WR
10	Kevin Kegler, DT
11	Dwayne Boyles, LB
11	Jordan Smith, QB
12	Ben Knox, DB
12	Katravis Marsh, QB
13	Christian Helms, WR
14	Jahquez Evans, WR
14	AJ Hamilton, DB
15	Jayden Curry, DB
16	Brendan Cyr, QB
16	Brock Nichols, DB
17	Blake Green, DT
17	Holden Willis, TE
18	DeVontres Odoms-Dukes, WR
18	TJ Robinson, DB
19	Bryce Miller, WR
20	Bentlee Sanders, DB
21	Brian Battie, RB
21	McArthur Burnett, DB
22	Mekhi LaPointe, DB
23	Thad Mangum, DT
24	Mac Harris, DB
24	Coby Weiss, PK
25	Kenny Scribner, K
26	Keyon Helton, DB
26	Yasias Young, RB
27	Leonard Parker, DB
28	Jarred Sackett, K
29	Brian Norris, LB
30	Isaiah Cromarty, DB
31	Cody Gentry, DB
32	Spencer Shrader, K
33	Odonayo Seriki, RB
34	Joshua Green, DB
35	Jabreel Stephens, DE
36	Bailey Purcell, DB
38	Sean Atkins, WR
38	Randal Copeland, LB
39	Trent Schneider, P
40	Jason Vaughn, DE
42	Lubens Ervil, DB

2020 USF FOOTBALL ALPHABETICAL ROSTER

No.	Name	Pos.	Ht.	Wt.	Class/Elig.	Hometown (Previous Schools)
86	Flaubert Akepeu	TE	6-5	248	So./Fr.	Valrico, Fla. (Grace Christian HS)
65	David Anderton	OL	6-4	315	Fr./Fr.	Orlando, Fla. (Edgewater HS)
58	Nkemakolam Asomba	DT	6-2	312	Fr./Fr.	Wesley Chapel, Fla. (Wiregrass Ranch HS)
38	Sean Atkins	WR	5-10	172	So./Fr.	Viera, Fla. (Viera HS)
93	Tyrone Barber	DL	6-3	265	Jr./Jr.	Venice, Fla. (Venice HS)
21	Brian Battie	RB	5-8	170	Fr./Fr.	Sarasota, Fla. (Sarasota HS)
48	Andrew Beardall	LS	5-8	220	Jr./So.	Merritt Island, Fla. (Merritt Island HS)
6	Demaurez Bellamy	LB	5-10	220	So./So.	Deland, Fla. (Deland HS)
50	Bryce Bernard	LS	6-2	235	Fr./Fr.	Neptune Beach, Fla. (Fletcher HS)
23	Josh Berry**	RB	6-0	185	So./Fr.	Davenport, Fla. (Ridge Community HS)
83	Logan Berryhill	WR	6-4	186	So./Fr.	Kingsland, Ga. (Camden County HS)
57	Joshua Blanchard	OL	6-3	315	So./Fr.	Miami, Fla. (Norland HS)
25	Eugene Bowman**	DB	6-0	180	Jr./So.	Jacksonville, Fla. (Robert E. Lee HS)
11	Dwayne Boyles Jr.	LB	6-3	227	Jr./Jr.	Miami, Fla. (Miami Central HS)
89	Mitchell Brinkman	TE	6-4	250	Gr./Sr.	Council Bluffs, Iowa (Lewis Central HS/Northern Illinois)
7	Sincere Brown	WR	6-5	175	Fr./Fr.	Charleston, S.C. (First Baptist School)
21	McArthur Burnett	DB	5-9	190	Gr./Sr.	Pahokee, Fla. (Pahokee HS/Coffeyville CC)
4	Le'Vontae Camiel	DE	6-1	225	Fr./Fr.	Lake City, Fla. (Columbia HS)
88	Chris Carter	TE	6-4	246	Jr./So.	Homestead, Fla. (South Dade HS)
74	Brad Cecil	OL	6-4	300	Jr./Jr.	Jacksonville, Fla. (Bartram Trail HS)
38	Randal Copeland	LB	6-0	222	Jr./So.	Havana, Fla. (Gadsden County HS)
30	Isaiah Cromarty	DB	6-1	170	Sr./Jr.	Aluchua, Fla. (Santa Fe HS/Webber International)
82	Michael Cucci	WR	6-4	171	Fr./Fr.	Bradenton, Fla. (Lakewood Ranch HS)
15	Jayden Curry	DB	5-11	194	So./Fr.	Virginia Beach, Va. (IMG Academy)
16	Brendan Cyr	QB	6-5	205	Fr./Fr.	Apopka, Fla. (Wekiva HS)
3	Vincent Davis	DB	5-11	180	Jr./Jr.	Jacksonville, Fla. (Robert E. Lee HS)
49	Ian Deneen	LS	5-10	226	Jr./Jr.	Winter Garden, Fla. (West Orange HS)
4	Omarion Dollison	WR	5-9	180	Fr./Fr.	Columbia, S.C./Gray Collegiate Academy
18	DeVontres Odoms-Dukes	WR	6-4	218	Gr./Sr.	Tampa, Fla. (Wharton HS)
42	Lubens Ervil	DB	6-1	190	So./Fr.	Palm Beach Gardens, Fla. (Dwyer HS/Jacksonville Univ.)
0	Daquan Evans	DB	5-11	185	So./So.	Orlando, Fla. (Jones HS)
14	Jah'Quez Evans	WR	6-2	185	So./So.	Atlanta, Ga. (Mays HS)
2	Darrian Felix	RB	5-11	184	Jr./Jr.	Fort Myers, Fla. (Fort Myers HS/Oregon)
61	Troy Fields	OL	6-4	274	Sr./Jr.	Miramar, Fla. (Miramar HS/Virginia Union)
1	Johnny Ford	RB	5-5	172	Jr./So.	Miami, Fla. (Miami HS)
6	Cade Fortin	QB	6-3	222	So./So.	Suwanee, Ga. (North Gwinnet HS/North Carolina)
57	AJ Franco	LB	6-0	234	Sr./Jr.	Sarasota, Fla. (Riverview HS)
31	Cody Gentry	DB	6-1	187	Sr./Jr.	Fort Worth, Texas (Brewer HS/Cisco CC/Southwest Oklahoma St.)
6	Devin Gil**	LB	6-1	236	Gr./Sr.	Pembroke Pines, Fla. (Flanagan HS/Michigan)
44	Camp Gobler	LB	6-3	217	So./Fr.	Stuart, Fla. (South Fork HS)
45	Darrien Grant	DE	6-4	254	Sr./Jr.	Bradenton, Fla. (Southeast HS)
17	Blake Green	DT	6-1	280	Sr./Sr.	Bradenton, Fla. (Bradenton Southeast HS/NW Missouri St.)
34	Joshua Green	DB	5-10	170	Jr./Jr.	Fort Lauderdale, Fla. (Pikeville)
71	Uriah Greene	OL	6-3	290	Fr./Fr.	Charlotte, N.C. (Mallard Creek HS)
5	Antonio Grier Jr.	LB	6-1	222	Jr./Jr.	Atlanta, Ga. (Mays HS)
79	Dustyn Hall	OL	6-3	308	So./Fr.	Punta Gorda, Fla. (Charlotte HS)
14	AJ Hamilton	CB	5-10	170	Fr./Fr.	Dunnellon, Fla. (Dunnellon HS)
7	Mike Hampton	CB	6-1	190	Gr./Sr.	Tampa, Fla. (Hillsborough HS)
64	Demetris Harris	OL	6-3	337	Sr./Jr.	Jacksonville, Fla. (Robert E. Lee HS)
24	Mac Harris	S	6-0	215	Fr./Fr.	The Villages, Fla. (The Villages Charter School)
13	Christian Helms	WR	6-2	193	So./Fr.	Seffner, Fla. (Seffner Christian HS)
26	Keyon Helton	DB	6-0	210	Jr./So.	Pensacola, Fla. (West Florida HS)
76	Jarrett Hopple	OL	6-7	320	Gr./Sr.	Suffolk, Va. (Nansemond River HS/Virginia Tech)
80	Terrence Home Jr.	WR	5-7	178	Jr./So.	Miramar, Fla. (Miramar HS)
67	Demontrey Jacobs	OL	6-6	305	Sr./Jr.	Gonzales, La. (East Ascension HS/Grambling)
73	Donovan Jennings	OL	6-5	338	Jr./Jr.	Tampa, Fla. (Gaither HS)
0	Noah Johnson	QB	6-0	198	Gr./Sr.	Tampa, Fla. (Armwood HS/Alcorn State)
10	Kelley Joiner Jr.	RB	5-9	179	So./So.	Clermont, Fla. (South Lake HS)
10	Kevin Kegler	DT	6-2	294	Sr./Sr.	Madison, Fla. (Madison County HS)
51	Stacy Kirby Jr.	DL	6-3	252	Jr./So.	Orlando, Fla. (Jones HS)
12	Ben Knox	CB	6-2	185	Fr./Fr.	DeLand, Fla. (DeLand HS)

2020 USF FOOTBALL ALPHABETICAL ROSTER

No.	Name	Pos.	Ht.	Wt.	Class/Elig.	Hometown (Previous Schools)
22	Mekhi LaPointe	DB	6-2	200	Sr./Jr.	Seffner, Fla. (Armwood HS)
87	Frederick Lloyd Jr.	TE	6-5	215	Sr./Jr.	Tifton, Ga. (Tift County HS)
13	Tramel Logan	DE	6-2	230	Fr./Fr.	Miami, Fla. (Booker T. Washington HS)
60	Patrick Manconi	OL	6-3	280	Fr./Fr.	Tampa, Fla. (Middleton HS)
23	Thad Mangum	DT	6-2	285	Gr./Sr.	Piedmont, S.C. (Christ Church HS/Wofford Univ.)
75	Jean Marcellus	OL	6-4	325	Sr./Jr.	Tampa, Fla. (Jefferson HS)
12	Katravis Marsh	QB	6-5	198	Fr./Fr.	Hialeah, Fla. (Miami Central HS)
85	Jacob Mathis	TE	6-4	244	Sr./Sr.	Tampa, Fla. (Berkley Prep/Ole Miss)
3	Jordan McCloud	QB	6-0	193	Jr./So.	Tampa, Fla. (Plant HS)
13	Eddie McDoom**	WR	6-0	185	Sr./Sr.	Winter Garden, Fla. (West Orange HS/Michigan)
62	Matthew McDuffie	OL	6-5	336	Fr./Fr.	Glen Saint Mary, Fla. (Baker County HS)
19	Bryce Miller	WR	5-10	180	Sr./Jr.	St. Petersburg, Fla. (East Lake HS/Southeastern Univ.)
59	Andrew Mims	LB	6-1	220	Sr./Jr.	St. Johns, Fla. (Bartram Trail HS)
44	Thomas Nance	TE	6-3	252	So./Fr.	Eagle Lake, Fla. (Lake Region HS)
16	Brock Nichols	DB	6-0	197	Sr./Sr.	Naples, Fla. (Barron Collier HS/Delaware State)
29	Brian Norris Jr.	LB	6-2	227	Jr./So.	Chiefland, Fla. (Chiefland HS)
27	Leonard Parker	RB	5-11	205	So./Fr.	Tampa, Fla. (Plant HS)
63	Brock Parry	OL	6-3	285	So./RFR.	Coral Springs, Fla. (Florida Tech)
15	Jernard Phillips**	WR	5-10	171	Gr./Sr.	Miami, Fla. (Miami Central HS)
96	Kelvin Pinkney	DT	6-3	315	Sr./Sr.	Sarasota, Fla. (Booker HS)
36	Bailey Purcell	DB	5-11	165	Fr./Fr.	Seminole, Fla. (Seminole HS)
77	Cesar Reyes	OL	6-5	300	Fr./Fr.	Tampa, Fla. (Chamberlain HS)
81	Garret Reynolds	WR	6-1	180	Fr./Fr.	Lake Wales, Fla. (Lake Wales HS)
2	Nick Roberts	DB	5-11	190	Sr./Jr.	Jacksonville, Fla. (Oakleaf HS)
18	TJ Robinson	DB	6-3	185	So./Fr.	Riverview, Fla. (Riverview HS/Rutgers)
28	Jared Sackett	K	6-1	196	Sr./Jr.	Fort Worth, Texas (Timber Creek HS/UTSA/Arkansas)
9	KJ Sails	DB	5-11	180	Sr./Sr.	Tampa, Fla. (East Bay HS/North Carolina)
70	Sebastian Sainterling	OL	6-2	365	Jr./So.	Hollywood, Fla. (Chaminade-Madonna HS)
20	Bentlee Sanders	DB	5-9	175	Sr./Jr.	Tampa, Fla. (Tampa Catholic HS)
39	Trent Schneider	P	6-0	192	Gr./Sr.	Sydney, Australia (Carlingford HS/Santa Barbara City Coll.)
25	Kenny Scribner	P	5-11	210	So./Fr.	Punta Gorda, Fla. (Charlotte HS)
33	Odunayo Seriki Jr.	RB	5-10	185	Sr./Sr.	Apopka, Fla. (Apopka HS)
32	Spencer Shrader	K	6-2	183	So./So.	Lithia, Fla. (Newsome HS)
11	Jordan Smith	QB	6-1	180	Fr./Fr.	Lake City, Fla. (Columbia HS)
68	Antonio Spanolios	OL	6-7	360	Sr./Sr.	Tarpon Springs, Fla. (Tarpon Springs HS/St. Petersburg CC)
5	Randall St. Felix	WR	6-2	206	Sr./Jr.	Miami, Fla. (Dr. Michael M. Krop HS)
35	Jabreel Stephens	DE	6-5	265	Sr./Jr.	Seffner, Fla. (Armwood HS)
46	Ryan Thaxton	DE	6-4	235	Sr./Jr.	Alexandria, Va. (St. Stephen's & St. Agnes HS/Fort Scott CC/Tennessee)
8	Christopher Townsel	DB	6-2	185	Fr./Fr.	Deerfield Beach, Fla. (Deerfield Beach HS)
53	Dakota Trice	LB	5-11	210	Sr./Jr.	Brandon, Fla. (Brandon HS/Jacksonville Univ.)
43	La'Javier Turner	DB	5-11	200	Fr./Fr.	Havana, Fla. (Gadsden County HS)
78	Alec Valet	OL	6-3	275	So./Fr.	Titusville, Fla. (Astronaut HS/Jacksonville Univ.)
40	Jason Vaughn	DE	6-5	235	So./So.	Miami, Fla. (Advance Prep Acad.)
92	John Waller**	DT	6-4	315	Jr./So.	St. Petersburg, Fla. (Admiral Farragut Acad.)
84	Xavier Weaver	WR	6-1	170	So./So.	Orlando, Fla. (Orlando Christian Prep)
24	Coby Weiss	K	5-9	155	Sr./Sr.	Gainesville, Fla. (Buchholz HS/Tennessee State)
52	Michael Wiggs	OL	6-3	309	Sr./Sr.	Lakeland, Fla. (Lake Gibson HS)
8	Latrell Williams	WR	5-11	181	Sr./Jr.	Lake City, Fla. (Columbia HS/Independence CC/Tennessee)
17	Holden Willis	TE	6-4	212	Fr./Fr.	Greenback, Tenn. (Greenback School)
91	Rashawn Yates	DL	6-3	271	Jr./Jr.	Port St. Lucie, Fla. (Treasure Coast HS)
26	Yasias Young	RB	5-9	178	Fr./Fr.	Fort Myers, Fla. (Fort Myers HS)

** Opted out of 2020 Season

NUMERICAL

No.	Name
43	La'Javier Turner, DB
44	Camp Gobler, LB
44	Thomas Nance, TE
45	Darrien Grant, DE
46	Ryan Thaxton, DL
48	Andrew Beardall, LS
49	Ian Deneen, LS
50	Bryce Bernard, LS
51	Stacy Kirby, DL
52	Michael Wiggs, OL
53	Dakota Trice, LB
54	Nico Sawtelle, LB
57	Joshua Blanchard, OL
57	AJ Franco, LB
58	Nkemakolam Asomba, DT
59	Andrew Mims, LB
60	Patrick Manconi, OL
61	Troy Fields, OL
62	Matthew McDuffie, OL
63	Brock Parry, OL
64	Demetris Harris, OL
65	David Anderton, OL
67	Demontrey Jacobs, OL
68	Antonio Spanolios, OL
70	Sebastian Sainterling, OL
71	Uriah Greene, OL
73	Donovan Jennings, OL
74	Brad Cecil, OL
75	Jean Marcellus, OL
76	Jarrett Hoppole, OL
77	Cesar Reyes, OL
78	Alec Valet, OL
79	Dustyn Hall, OL
80	Terrence Horne, WR
81	Garret Reynolds, WR
82	Michael Cucci, WR
83	Logan Berryhill, WR
84	Xavier Weaver, WR
85	Jacob Mathis, TE
86	Flaubert Akepeu, TE
87	Frederick Lloyd, TE
88	Chris Carter, TE
89	Mitchell Brinkman, TE
91	Rashawn Yates, DL
93	Tyrone Barber, DL
96	Kelvin Pinkney, DL

USF FOOTBALL DEPTH CHART

(Game 2)

OFFENSE

POS	#	Name	Ht.	Wt.	Cl.
WR	18	DeVontres Odoms-Dukes (BA)	6-4	218	Gr.
	- or - 8	Latrell Williams	5-11	181	Jr.
	14	Jah'Quez Evans	6-2	185	So.
TE	89	Mitchell Brinkman	6-4	250	Gr.
	88	Chris Carter	6-4	246	So.
	- or - 85	Jacob Mathis (BA)	6-4	244	Sr.
	17	Holden Willis	6-4	212	Fr.
	RT	76 Jarrett Hopple	6-7	320	Gr.
	77	Cesar Reyes (BA)	6-5	300	Fr.
	RG	52 Michael Wiggs (BA)	6-3	309	Sr.
	71	Uriah Greene	6-3	290	Fr.
	C	74 Brad Cecil	6-4	300	Jr.
	79	Dustyn Hall	6-3	308	Fr.
	LG	64 Demetris Harris	6-3	337	Jr.
	75	Jean Marcellus (BA)	6-4	325	Jr.
	- or - 70	Sebastian Sainterling	6-2	365	So.
LT	73	Donovan Jennings (BA)	6-5	338	Jr.
	57	Joshua Blanchard	6-3	315	Fr.
QB	3	Jordan McCloud (BA)	6-0	193	So.
	0	Noah Johnson (BA)	6-0	198	Gr.
	- or - 6	Cade Fortin	6-3	222	So.
HB	10	Kelley Joiner Jr.	5-9	179	So.
	2	Darrian Felix	5-11	184	Jr.
	- or - 1	Johnny Ford	5-5	172	So.
	21	Brian Battie (BA)	5-8	170	Fr.
	SLOT	19 Bryce Miller (BA)	5-10	180	Jr.
	4	Omarion Dollison	5-9	180	Fr.
	- or - 80	Terrence Horne Jr.	5-7	178	So.
	WR	5 Randall St. Felix	6-2	206	Jr.
	84	Xavier Weaver	6-1	170	So.
	83	Logan Berryhill	6-4	186	Fr.

SPECIALISTS

POS	#	Name	Ht.	Wt.	Cl.
P	39	Trent Schneider	6-0	192	Sr.
	25	Kenny Scribner	5-11	210	Fr.
PK	32	Spencer Shrader (BA)	6-2	183	So.
	28	Jared Sackett	6-1	196	Jr.
	24	Coby Weiss	5-9	155	Sr.
	H	39 Trent Schneider	6-0	192	Sr.
	25	Kenny Scribner	5-11	210	Fr.
	LS	49 Ian Deneen	5-10	226	Jr.
	50	Bryce Bernard	6-2	235	Fr.
	KO	32 Spencer Shrader (BA)	6-2	183	So.
RETURNERS					
KR	1	Johnny Ford	5-5	172	So.
	80	Terrence Horne Jr.	5-7	178	So.
PR	9	KJ Sails (BA)	5-11	180	Sr.
	84	Xavier Weaver	6-1	170	So.

DEFENSE

POS	#	Name	Ht.	Wt.	Cl.
END	45	Darrien Grant (BA)	6-4	254	Jr.
	93	Tyrone Barber	6-3	265	Jr.
	51	Stacey Kirby Jr.	6-3	252	So.
NOSE	17	Blake Green (BA)	6-1	280	Sr.
	10	Kevin Kegler	6-2	294	Sr.
	- or - 96	Kelvin Pinkney (BA)	6-3	315	Sr.
TACKLE	91	Rashawn Yates	6-3	271	Jr.
	23	Thad Mangum	6-2	285	Gr.
	35	Jabreel Stephens (BA)	6-5	265	Jr.
LEO	40	Jason Vaughn	6-5	235	So.
	13	Tramel Logan	6-2	230	Fr.
	- or - 46	Ryan Thaxton	6-4	235	Jr.
WLB	11	Dwayne Boyles Jr.	6-3	227	Jr.
	6	Demaurez Bellamy	5-10	220	So.
	24	Mac Harris	6-0	215	Fr.
MLB	5	Antonio Grier Jr.	6-1	222	Jr.
	59	Andrew Mims	6-1	220	Jr.
	38	Randal Copeland	6-0	222	So.
	- or - 29	Brian Norris Jr.	6-2	227	So.
CB	9	KJ Sails (BA)	5-11	180	Sr.
	0	Daquan Evans	5-11	185	So.
SS	20	Bentlee Sanders (BA)	5-9	175	Jr.
	8	Christopher Townsel	6-2	185	Fr.
FS	2	Nick Roberts	5-11	190	Jr.
	22	Mekhi LaPointe (BA)	6-2	200	Jr.
	15	Jayden Curry	5-11	194	Fr.
CB	7	Mike Hampton (BA)	6-1	190	Gr.
	12	Ben Knox	6-2	185	Fr.
STAR	3	Vincent Davis	5-11	180	Jr.
	16	Brock Nichols	6-0	197	Sr.
	26	Keyon Helton	6-0	210	So.

(BA) = NATIVE OF SEVEN-COUNTY TAMPA BAY AREA

PRONUNCIATION CHART

21	Brian Battie	Buh-TEE
41	DEMAUREZ Bellamy	Duh-MAR-ez
4	OMARION Dollison	OH-mar-EE-on
18	DeVONTRES Dukes	duh-VON-treys
0	DAQUAN Evans	DAY-kwan
37	Camp GOBLER	GOH-bler
71	URIAH Green	Yur-EYE-ah
64	DEMETRIS Harris	Duh-MEE-tris
26	KEYON Helton	KEY-on
10	KELLEY Joiner	Kelly
22	MEKHI LaPointe	MA-Kie
75	JEAN Marcellus	GENE
33	ODUNAYO SERIKI	OH-dah-NAY-Oh Sir-EEE-key
24	Coby WEISS	WICE

CAREER STARTS CHART

	2020	2019	2018	2017	CAREER
Mike Hampton (CB)	1	12	11	1	25
Demetris Harris (OL)	-	12	11	-	23
Nick Roberts (S)	-	12	11	-	23
Randall St. Felix (WR)	1	12	10	-	23
Brad Cecil (OL)	-	12	7	-	19
Kevin Kegler (DT)	-	6	10	-	16
Dwayne Boyles (LB)	1	11	2	-	14
Donovan Jennings (OL)	-	10	4	-	14
KJ Sails (CB)	1	12	-	-	13
Jordan McCloud (QB)	1	10	-	-	11
Bentlee Sanders (SS)	-	8	2	-	10
Eddie McDoom (WR)	-	9	-	-	9
Bryce Miller (WR)	1	7	-	-	8
Kelvin Pinkney (DT)	-	3	5	-	8
Rashawn Yates (DT)	-	6	2	-	8
Antonio Grier (LB)	1	6	-	-	7
Michael Wiggs (OL)	1	-	6	-	7
Vincent Davis (CB)	1	1	3	-	5
Blake Green (DT)	-	5	-	-	5
Mekhi LaPointe (SS)	1	-	4	-	5
Johnny Ford (RB)	-	3	1	-	4
Jernard Phillips (WR)	-	4	-	-	4
Jarrett Hopple (OL)	1	2	-	-	3
Kelley Joiner (RB)	1	2	-	-	3
Tyrone Barber (DT)	-	-	1	-	1
Demareez Bellamy (LB)	-	1	-	-	1
Joshua Blanchard (OL)	1	-	-	-	1
Mitch Brinkman (TE)	1	-	-	-	1
DeVontres Dukes (WR)	1	-	-	-	1
Darrien Grant (DE)	1	-	-	-	1
Blake Green (DT)	1	-	-	-	1
Dustyn Hall (OL)	1	-	-	-	1
Terrence Horne (WR)	-	1	-	-	1
Thad Mangum (DT)	1	-	-	-	1
Jean Marcellus (OL)	1	-	-	-	1
Jacob Mathis (TE)	-	-	1	-	1
Andrew Mims (LB)	1	-	-	-	1
Rashawn Yates (DL)	1	-	-	-	1

GAME-BY-GAME LEADERS

GAME	RUSHING	PASSING (C-A-YD-INT-TD)	CATCHES	REC YARDS	TACKLES
CITADEL	Joiner (8-87)	McCloud (11-16-68-0-1)	St. Felix (4)	Miller (36)	Grier (10)

FIELD GOALS

Field Goals	fg	pct.	01-19	20-29	30-39	40-49	50-99	lg	blk
Spencer Shrader	0-1	.000	-	-	-	0-1	-	-	-

FG Sequence	USF	Opponents
Citadel	(43)	45, 41, (36)

*(misses)***2020 USF GAME-BY-GAME STARTERS****OFFENSE**

GAME	LT	LG	C	RG	RT	TE	QB	HB	Slot	WR	WR
CITADEL	Blanchard	Marcellus	Hall	Wiggs	Hopple	Brinkman	McCloud	Joiner	Miller	St. Felix	Dukes

**Started four wide receivers

***Started two tight ends

DEFENSE

GAME	END	NOSE	TACKLE	LEO	WLB	MLB	STAR	CB	SS	FS	CB
CITADEL	Yates**	Green	Mangum	Grier*	Boyles	Mims	Davis	Sails	LaPointe	Roberts	Hampton

* Started Three Linebackers

** Started Three Defensive Tackles

TURNOVERS FORCED

TEAM	INT	FUMBLE	DEF TD	TOTAL
USF	1	2	-	3
Opponents	-	-	-	0

USF CAUSED: 3 **OPP CAUSED: 0**
USF POINTS OFF TO: 0 **OPP POINTS OFF TO: 0**
USF DEFENSIVE TD's: 0 **OPP DEFENSIVE TD's: 0**

USF TURNOVERS FORCED

QT	Play	Ball On	Result
CITADEL (3)			
1st.....	FUM: Mike Hampton	USF 39	Downs
4th.....	FUM: Brock Nichols.....	CIT 20	Downs
4th.....	INT: Mekhi LaPointe	USF 43	End of Game

OPPONENT TURNOVERS FORCED

QT	Play	Ball On	Result
CITADEL (0)			
			None

USF DRIVE CHART

DISPLAYED USF/OPPONENT

	Possessions	TDs	FGs Made	FGs Missed	Fumble	Int.	Safety	Punt	Turnover on Downs	End of Half	End of Game	80+ yard Drives	3 and Out
CITADEL	13/12	4/0	0/2	1/1	0/2	0/1	0/0	4/6	2/0	1/0	1/0	1/0	1/2
TOTALS	13/12	4/0	0/2	1/1	0/2	0/1	0/0	4/6	2/0	1/0	1/0	1/0	1/2

USF SCORING DRIVES

QT	When	Score	Play	DRIVE
VS. CITADEL (4 TD-0 FG)				
1st	0:49	TD	Dukes 10-yard pass from McCloud	8 plays, 62 yards, 3:18
2nd	6:52	TD	Dollison 0-yard punt return	0 plays, 0 yards, 0:00
2nd	2:41	TD	Johnson nine-yard run	5 plays, 60 yards, 2:44
4th	6:55	TD	Joiner three-yard run	7 plays, 86 yards, 2:59

SCORING DRIVES 3:00 OR LESS: 2 (2 TD; - FG)

SCORING DRIVES 2:00 OR LESS: - (- TD; - FG)

SCORING DRIVES 1:00 OR LESS: 1 (1 TD; 0 FG)

LONG DRIVES:

Longest by PLAYS:

10 plays, 2 times (27 yards, 3:44, TOD vs The Citadel)(42 yards, 4:30, punt vs. The Citadel)

Longest by YARDS:

86 yards (7 plays, 2:59, TD, vs. The Citadel)

Longest by TIME:

4:30 (10 plays, 42 yards, Punt vs. The Citadel)

DEFENSE/SPECIAL TEAMS TOUCHDOWNS: 1

DEFENSIVE SCORING PLAYS

0-yard Punt Return - Omarion Dollison vs. The Citadel

2020 GAME-BY-GAME TEAM STATISTICS

GAME	FINAL SCORE	QUARTERS				1st DOWNS		RUSHING		PASSING			TOT OFF	PUNTS		PENALTY			3RD	4TH	RED	SACKS		FIELD		POSSESSION TIME				
		1	2	3	4	OT	R-P-PE	TOT	NO-YDS	TD	C-A-I	YDS	TD	YDS	NO.-AVG	F-FL	NO-YDS	DNS	DNS	ZONE	NO-YDS	GOALS	1	2	3	4	TOT			
USF	27	7	13	0	7	13-7-0	20	39-302-2	18-25-0	102	1	404	4-34.2	0-0	5-50	5-12	0-2	3-4	1-4	0-1	7:02	5:29	6:41	8:31	27:43					
vs. THE CITADEL	6	3	3	0	0	10-4-2	16	54-200-0	4-18-1	84	0	284	6-31.7	4-2	7-63	8-18	2-2	1-2	3-15	2-3	7:58	9:31	8:19	6:29	32:17					

USF EXPLOSIVE PLAYS (20+ YARDS)

	20-29	30-39	40-49	50-59	60-69	70-79	80-89	90-99	TOTAL
RUSHING									
Kelly Joiner	1	-	1	-	-	-	-	-	2
Johnny Ford	-	-	1	-	-	-	-	-	1
Noah Johnson	1	-	-	-	-	-	-	-	1
Odunayo Seriki	1	-	-	-	-	-	-	-	1
Brian Batte	1	-	-	-	-	-	-	-	1
TOTALS	4	-	2	-	-	-	-	-	6
RECEIVING									
TOTALS	-	-	-	-	-	-	-	-	-
PASSING									
TOTALS	-	-	-	-	-	-	-	-	-

COMBINED EXPLOSIVE PLAYS

Kelly Joiner - 2 (2 Rushing)

USF EXPLOSIVE PLAYS (20+ YARDS)

EXPLOSIVE PLAY BREAKDOWN

USF TOTAL (Run & Pass): 6 (6 RUN, 0 PASS)

USF GAME HIGH: 6 vs. The Citadel

OPPONENT GAME HIGH: 3 (2 run, 1 pass) vs. The Citadel

USF

Long Pass: 19, Marsh to Brown vs. The Citadel

Long Run: 43, Ford vs. The Citadel

Long Punt Return: 0

Long Kickoff Return: 12, Brinkman vs. The Citadel

Long INT Return: 18, LaPointe vs. The Citadel

OPPONENT

Long Pass: 34, Rainey to McCarthy, The Citadel

Long Run: 41, Webb, The Citadel

Long Def: 23, Adams, KR, The Citadel

CITADEL (6)

2Q 43RUNFordvs. Citadel

3Q 41RUNJoinervs. Citadel

4Q 27RUNJoinervs. Citadel

4Q 20RUNJohnsonvs. Citadel

4Q 21RUNSerikivs. Citadel

4Q 24RUNBattievs. Citadel

EXPLOSIVE PLAYS BY LENGTH

QT LENGTH.TYPE... PLAYER OPP

▲ 50 + YARD PLAYS ▲

2Q 43RUNFordvs. Citadel

3Q 41RUNJoinervs. Citadel

4Q 27RUNJoinervs. Citadel

4Q 24RUNBattievs. Citadel

4Q 21RUNSerikivs. Citadel

4Q 20RUNJohnsonvs. Citadel

▼ LONG PLAYS FOR TOUCHDOWNS

TOTAL 20+ FOR TD: ---

GAME HIGH 20+ YARD PLAYS FOR TD: ---

▼ 30+ YARD SPECIAL TEAMS PLAYS

2020 GAME-BY-GAME STATISTICS

GAME-BY-GAME PASSING

#3 JORDAN MC CLOUD

	COMP	ATT	INT	PCT	YDS	TD	LG	SACK	EFF	TOT: YDS	TD
THE CITADEL	11	16	0	68.8	68	1	14	1		68	1

#0 NOAH JOHNSON

	COMP	ATT	INT	PCT	YDS	TD	LG	SACK	EFF	TOT: YDS	TD
THE CITADEL	3	4	0	75.0	24	0	10	1		24	0

#12 KATRAVIS MARSH

	COMP	ATT	INT	PCT	YDS	TD	LG	SACK	EFF	TOT: YDS	TD
THE CITADEL	4	5	0	80.0	10	0	19	1		10	0

#6 CADE FORTIN

	COMP	ATT	INT	PCT	YDS	TD	LG	SACK	EFF	TOT: YDS	TD
THE CITADEL	Unavailable										

2020 GAME-BY-GAME RUSHING (CARRIES-YARDS-TD)

PLAYER	CITADEL	@ND	@FAU	@CINC	ECU	@Temple	TULSA	@Memphis	@Houston	NAVY	UCF
JOINER, Kelly RB	8-87-1										
FORD, Johnny RB	9-71-0										
JOHNSON, Noah QB	7-49-1										
BATTIE, Brian RB	3-43-0										
SERIKI, Odunayo RB	2-24-0										
DOLLISON, Omarion WR	1-19-0										
FELIX, Darrian RB	3-11-0										
MILLER, Bryce WR	1-4-0										
McCLOUD, Jordan QB	3-3-0										
MARSH, Katravis QB	1-(-7)										

2020 GAME-BY-GAME RECEIVING (CATCHES-YARDS-TD)

PLAYER	CITADEL	@ND	@FAU	@CINC	ECU	@Temple	TULSA	@Memphis	@Houston	NAVY	UCF
MILLER, Bryce WR	3-26-0										
BROWN, Sincere WR	1-19-0										
DUKES, DeVontre WR	2-17-1										
FORD, Johnny RB	2-15-0										
BRINKMAN, Mitch TE	1-12-0										
ST. FELIX, Randall WR	4-7-0										
WEAVER, Xavier WR	1-6-0										
ATKINS, Sean WR	1-4-0										
WILLIAMS, Latrell WR	1-(-1)-0										
MATHIS, Jacob TE	1-(-4)-0										
HORNE, Terrence WR	1-(-9)-0										

2020 GAME-BY-GAME SACKS

PLAYER	TOT	CITADEL	@ND	@FAU	@CINC	ECU	@Temple	TULSA	@Memphis	@Houston	NAVY	UCF
GRIER, Antonio	1.0-4	4.0	1.0-4									
TEAM TOTAL	1.0-4	1.0-4										

GAME-BY-GAME TACKLES

PLAYER	UA-A	TOTAL	CIT	@ND	@FAU	@CINC	ECU	@TEM	TULSA	@MEM	@HOU	NAVY	UCF
GRIER, Antonio	2-8	10	2-8										
MANGUM, Thad	6-3	9	6-3										
SANDERS, Bentley	5-2	7	5-2										
ROBERTS, Nick	4-3	7	4-3										
DAVIS, Vincent	4-3	7	4-3										
MIMS, Andrew	2-3	6	2-3										
GREEN, Blake	3-2	5	3-2										
YATES, Rashawn	4-0	4	4-0										
BOYLES, Dwayne	3-1	4	3-1										
LaPOINTE, Mekhi	3-1	4	3-1										
HARRIS, Mac	2-1	3	2-1										
NICHOLS, Brock	2-0	2	2-0										
PINKNEY, Kelvin	0-1	2	1-1										
SAILS, KJ	2-0	2	2-0										
HAMPTON, Mike	0-1	1	0-1										
CURRY, Jayden	1-0	1	1-0										
EVANS, Daquan	1-0	1	1-0										

GAME-BY-GAME TFL

PLAYER	UA-A	TOTAL	CIT	@ND	@FAU	@CINC	ECU	@TEM	TULSA	@MEM	@HOU	NAVY	UCF
GRIER, Antonio	1.0-4	4.0	1.0-4										
MANGUM, Thad	1.0-2	2.0	1.0-2										
SANDERS, Bentley	1.5-3	3.0	1.5-3										
ROBERTS, Nick	-	-	-										
DAVIS, Vincent	-	-	-										
MIMS, Andrew	-	-	-										
GREEN, Blake	-	-	-										
BOYLES, Dwayne	1.5-3	3.0	-										
YATES, Rashawn	-	-	-										
LaPOINTE, Mekhi	-	-	-										
HARRIS, Mac	-	-	-										
NICHOLS, Brock	-	-	-										
PINKNEY, Kelvin	-	-	-										
SAILS, KJ	1.0-1	1.0	-										
HAMPTON, Mike	-	-	-										
CURRY, Jayden	-	-	-										
EVANS, Daquan	1.0-3	3.0	-										
TEAM	7-16	16.0	7-16										

NCAA/CONFERENCE RANKINGS - TEAM

Statistic	National Rank	Conference Rank	Value	National Leader	Value	Conference Leader	Value
3rd Down Conversion Pct (41 ranked)	22	3	0.417	Army West Point	0.714	Memphis	0.529
3rd Down Conversion Pct Defense (42 ranked)	28	3	0.444	Oklahoma	0.000	SMU	0.375
4th Down Conversion Pct (28 ranked)	28	3	0.000	12 teams tied	1.000	Memphis	1.000
4th Down Conversion Pct Defense (31 ranked)	31	5	1.000	14 teams tied	0.000	Tulane	0.000
Blocked Kicks (1 ranked)				7 teams tied	1	Memphis	1
Blocked Kicks Allowed (42 ranked)	1	1	0	37 teams tied	0	5 teams tied	0
Blocked Punts (1 ranked)				4 teams tied	1	Memphis	1
Blocked Punts Allowed (42 ranked)	1	1	0	40 teams tied	0	5 teams tied	0
Completion Percentage (42 ranked)	10	3	0.720	Oklahoma	0.833	Memphis	0.730
Defensive TDs (1 ranked)				Army West Point UTSA	1 1		
Fewest Penalties (42 ranked)	14	1	5	Wake Forest BYU	1 1	Tulane South Fla.	5 5
Fewest Penalties Per Game (42 ranked)	15	1	5.00	Wake Forest BYU	1.00 1.00	South Fla. Tulane	5.00 5.00
Fewest Penalty Yards (42 ranked)	18	1	50	BYU	5	South Fla.	50
Fewest Penalty Yards Per Game (42 ranked)	19	1	50.00	BYU	5.00	South Fla.	50.00
First Downs Defense (41 ranked)	12	1	16	4 teams tied	7	South Fla.	16
First Downs Offense (42 ranked)	28	4	20	Arkansas St.	51	Memphis	29
Fumbles Lost (37 ranked)	1	1	0	21 teams tied	0	Memphis South Fla.	0 0
Fumbles Recovered (7 ranked)	3	1	2	Army West Point UAB	3 3	South Fla.	2
Kickoff Return Defense (42 ranked)	30	5	20.00	4 teams tied	0.00	Tulane	0.00
Kickoff Returns (37 ranked)	31	4	12.00	Louisiana	45.67	Tulane	32.50
Net Punting (41 ranked)	30	4	32.25	Middle Tenn.	51.50	Tulane	40.80
Passes Had Intercepted (41 ranked)	1	1	0	18 teams tied	0	Tulane South Fla. Navy	0 0 0
Passes Intercepted (11 ranked)	11	2	1	Army West Point	3	Memphis	2
Passing Offense (42 ranked)	39	4	102.0	Oklahoma	484.0	SMU	367.0
Passing Yards Allowed (42 ranked)	6	1	84.0	Middle Tenn.	28.0	South Fla.	84.0
Passing Yards per Completion (42 ranked)	42	5	5.67	Army West Point	19.00	SMU	14.12
Punt Return Defense (42 ranked)	24	5	4.00	Navy	-2.00	Navy	-2.00
Punt Returns (41 ranked)	27	4	0.00	Texas St.	37.25	SMU	30.00
Red Zone Defense (42 ranked)	8	1	0.500	5 teams tied	0.000	South Fla.	0.500
Red Zone Offense (41 ranked)	26	4	0.750	Florida St.	2.000	Tulane Memphis	1.000 1.000
Rushing Defense (42 ranked)	36	4	200.0	Pittsburgh	1.0	Tulane	65.0
Rushing Offense (41 ranked)	7	1	302.0	Army West Point	388.0	South Fla.	302.0
Sacks Allowed (42 ranked)	29	4	3.00	10 teams tied	0.00	Memphis	0.00
Scoring Defense (42 ranked)	7	1	6.0	Marshall Pittsburgh Oklahoma	0.0 0.0 0.0	South Fla.	6.0
Scoring Offense (41 ranked)	25	3	27.0	Marshall Texas	59.0 59.0	Memphis	37.0
Tackles for Loss Allowed (42 ranked)	38	5	11.00	North Texas	1.00	Tulane	4.00
Team Passing Efficiency (42 ranked)	29	3	119.47	Oklahoma	236.54	Memphis	166.81
Team Passing Efficiency Defense (42 ranked)	1	1	50.31	South Fla.	50.31	South Fla.	50.31
Team Sacks (36 ranked)	27	4	1.00	North Carolina	7.00	Tulane	5.00
Team Tackles for Loss (39 ranked)	15	2	7.0	UTSA	14.0	Tulane	12.0
Time of Possession (42 ranked)	32	3	27:43	BYU	37:20	Memphis	34:20
Total Defense (42 ranked)	11	1	284.0	Oklahoma	135.0	South Fla.	284.0
Total Offense (42 ranked)	24	3	404.0	North Texas	721.0	SMU	544.0
Turnover Margin (42 ranked)	1	1	3.00	Pittsburgh South Fla. Coastal Carolina	3.00 3.00 3.00	South Fla.	3.00
Turnovers Gained (21 ranked)	3	1	3	Army West Point	6	South Fla. Memphis	3 3
Turnovers Lost (42 ranked)	1	1	0	11 teams tied	0	South Fla.	0
Winning Percentage (29 ranked)	1	1	1.000	24 teams tied	1.000	4 teams tied	1.000

NCAA/CONFERENCE RANKINGS - INDIVIDUAL

Statistic	Player	National Rank	Conference Rank	Value	National Leader	Value	Conference Leader	Value
All Purpose (198 ranked)	Kelly Joiner Jr.	64	10	87.00	Sincere McCormick, UTSA	205.00	Sean Dykes, Memphis	137.00
	Johnny Ford	65	11	86.00	Kyren Williams, Notre Dame	205.00		
	Noah Johnson	158	16	49.00				
	Brian Battie	179	18	43.00				
	Bryce Miller	195	19	40.00				
Blocked Kicks (0 ranked)								
Combined Kick Returns (83 ranked)	Mitchell Brinkman	61	7	12	Jeremiah Haydel, Texas St.	149	Amare Jones, Tulane	88
Completion Percentage (39 ranked)	Jordan McCloud	15	3	0.688	Tanner Mordecai, Oklahoma Spencer Rattler, Oklahoma	0.824 0.824	Brady White, Memphis	0.730
Completions Per Game (73 ranked)	Jordan McCloud	32	4	11.00	Alan Bowman, Texas Tech	38.00	Brady White, Memphis	27.00
	Katravis Marsh	49	5	4.00				
	Noah Johnson	53	6	3.00				
Field Goal Percentage (26 ranked)					14 players tied	1.000	Chris Naggar, SMU Bijan Nichols, Navy	1.000 1.000
Field Goals Per Game (28 ranked)					Hunter Duplessis, UTSA B.T. Potter, Clemson	3.00 3.00	Chris Naggar, SMU Bijan Nichols, Navy Riley Patterson, Memphis	1.00 1.00 1.00
Forced Fumbles (26 ranked)	Antonio Grier	2	1	1.00	Curtis Ryans, Georgia Tech	2.00	6 players tied	1.00
	Rashawn Yates	2	1	1.00				
Fumbles Recovered (1 ranked)	Mike Hampton	1	1	1	30 players tied	1	5 players tied	1
	Brock Nichols	1	1	1				
Interceptions Per Game (32 ranked)	Mekhi LaPointe	2	1	1.0	Asante Samuel, Florida St.	2.0	5 players tied	1.0
Kickoff Return TDs (1 ranked)					Aaron McAllister, Charlotte Chris Smith, Louisiana	1 1		
Kickoff Returns (23 ranked)					Aaron McAllister, Charlotte	58.5	Amare Jones, Tulane	32.5
Passes Defended (23 ranked)					Asante Samuel, Florida St. Shemar Jean-Charles, App State	4.0 4.0	Sylvonta Oliver, Memphis Jaylon Monroe, Tulane Brandon Stephens, SMU	2.0 2.0 2.0
Passing Efficiency (39 ranked)	Jordan McCloud	30	3	125.1	Spencer Rattler, Oklahoma	303.3	Brady White, Memphis	166.8
Passing TDs (2 ranked)					Sam Ehlinger, Texas	5	Brady White, Memphis	4
Passing Yards (78 ranked)	Jordan McCloud	45	4	68	Alan Bowman, Texas Tech	430	Shane Buechele, SMU	367
	Noah Johnson	60	5	24				
	Katravis Marsh	74	8	10				
Passing Yards Per Game (76 ranked)	Jordan McCloud	43	4	68.0	Alan Bowman, Texas Tech	430.0	Shane Buechele, SMU	367.0
	Noah Johnson	55	5	24.0				
	Katravis Marsh	71	8	10.0				
Passing Yards per Completion (39 ranked)	Jordan McCloud	39	4	6.18	Spencer Rattler, Oklahoma	20.71	Shane Buechele, SMU	14.12
Points Responsible For (84 ranked)	Omarion Dollison	84	8	6	Sam Ehlinger, Texas	30	Brady White, Memphis	24
	Devontres Dukes	84	8	6	Grayson McCall, Coastal Carolina	30		
	Noah Johnson	84	8	6				
	Kelly Joiner Jr.	84	8	6				
	Jordan McCloud	84	8	6				
Points Responsible For Per Game (190 ranked)	Omarion Dollison	69	8	6.0	Sam Ehlinger, Texas	30.0	Brady White, Memphis	24.0
	Devontres Dukes	69	8	6.0	Grayson McCall, Coastal Carolina	30.0		
	Noah Johnson	69	8	6.0				
	Kelly Joiner Jr.	69	8	6.0				
	Jordan McCloud	69	8	6.0				
	Spencer Shrader	190	20	3.0				
Punt Return TDs (1 ranked)	Omarion Dollison	1	1	1	4 players tied	1	Omarion Dollison, South Fla.	1
Punt Returns (18 ranked)					Jeremiah Haydel, Texas St.	37.3	Amare Jones, Tulane	11.5
Punting (22 ranked)	Trent Schneider	20	3	34.3	Nolan Cooney, Syracuse	47.8	Casey Glover, Tulane	44.8
Receiving TDs (3 ranked)					Jonathan Adams, Jr., Arkansas St. Jaelon Darden, North Texas	3 3	Sean Dykes, Memphis	2
Receiving Yards (200 ranked)	Bryce Miller	121	9	36	Jalen Tolbert, South Alabama	268	Sean Dykes, Memphis	137
	Sincere Brown	186	15	19				
	Devontres Dukes	195	17	17				
Receiving Yards Per Game (194 ranked)	Bryce Miller	108	9	36.0	Tim Jones, Southern Miss.	139.0	Sean Dykes, Memphis	137.0
	Sincere Brown	175	15	19.0				
	Devontres Dukes	185	17	17.0				
	Johnny Ford	194	18	15.0				
Receptions Per Game (194 ranked)	Randall St. Felix	53	5	4.0	Sean Dykes, Memphis	10.0	Sean Dykes, Memphis	10.0
	Bryce Miller	77	8	3.0				
	Devontres Dukes	121	12	2.0				
	Johnny Ford	121	12	2.0				
	Sean Atkins	194	21	1.0				
	Mitchell Brinkman	194	21	1.0				
	Sincere Brown	194	21	1.0				
	Terrence Horne	194	21	1.0				
	Jacob Mathis	194	21	1.0				

WIDE RECEIVERS/TIGHT ENDS

#4 WR OMARION DOLLISON

Receptions..... 0
 Receiving Yards..... 0
 Long Reception..... 0
 Receiving TDs..... 0
 Rushes..... 1, vs. The Citadel (9/12/20)
 Rushing Yards..... 19 vs. The Citadel (9/12/20)
 Long Rush..... 19 vs. The Citadel (9/12/20)
 Rushing TDs..... 0
 Punt Return Yards..... 0, vs. The Citadel (9/12/20)
 Punt Return Average..... 0, vs. The Citadel (9/12/20)
 Long Punt Return..... 0, vs. The Citadel (9/12/20)
 Punt Return TDs..... 1, vs. The Citadel (9/12/20)

#5 WR RANDALL ST. FELIX

Receptions..... 7, vs. Elon (9/1/18)
 Receiving Yards..... 165, vs. Marshall (12/20/18)
 Long..... 75, vs. UConn (10/20/18)
 Receiving TD..... 2, vs. Marshall (12/20/18)

#7 WR SINCERE BROWN

Receptions..... 1, vs. The Citadel (9/12/20)
 Receiving Yards..... 19, vs. The Citadel (9/12/20)
 Long..... 19, vs. The Citadel (9/12/20)
 Receiving TD..... 0

#8 WR LATRELL WILLIAMS

Receptions..... 1, vs. The Citadel (9/12/20)
 Receiving Yards..... 0
 Long Reception..... 0
 Receiving TDs..... 0

#14 WR JAH'QUEZ EVANS

Completions..... 1, at East Carolina (10/26/19)
 Attempts..... 1, (3X), last at UCF (11/29/19)
 Passing Yards..... 2, at East Carolina (10/26/19)
 Long Pass..... 2, at East Carolina (10/26/19)
 Rushes..... 6, at East Carolina (10/26/19)
 Rushing Yards..... 99, at East Carolina (10/26/19)
 Long Rush..... 54, at East Carolina (10/26/19)
 Rushing TDs..... 1, at East Carolina (10/26/19)
 Total Yards..... 101, at East Carolina (10/26/19)
 Long Kickoff Return..... 26, vs. SMU (9/27/19)
 Kickoff Return Yards..... 64, vs. SMU (9/27/19)
 Kickoff Return Average..... 21.3, vs. SMU (9/27/19)

#18 WR DEVONTRES ODOMS-DUKES

Receptions..... 2,(2X), last vs. The Citadel (9/12/20)
 Receiving Yards..... 33, at UConn (10/5/19)
 Long Reception..... 33, at UConn (10/5/19)
 Receiving TDs..... 1,(2X) last vs. The Citadel (9/12/20)

#19 WR BRYCE MILLER

Receptions..... 4, vs. Temple (11/7/19)
 Receiving Yards..... 57, vs. SMU (9/27/19)
 Long..... 37, vs. SMU (9/27/19)
 Receiving TD..... 2, at UConn (10/5/19)
 Rushes..... 1, vs. The Citadel (9/12/20)
 Rushing Yards..... 4, vs. The Citadel (9/12/20)
 Long Rush..... 4, vs. The Citadel (9/12/20)
 Rushing TDs..... 0

#38 WR SEAN ATKINS

Receptions..... 1,(2X) last vs. The Citadel (9/12/20)
 Receiving Yards..... 4, vs. The Citadel (9/12/20)
 Long..... 4, vs. The Citadel (9/12/20)
 Receiving TD..... 0

#80 WR TERENCE HORNE

Receptions..... 2, (3X), last vs. Temple (11/7/19)
 Receiving Yards..... 24, at East Carolina (10/26/19)
 Long..... 24, at East Carolina (10/26/19)
 Receiving TD..... 1, (3X), last at East Carolina (10/26/19)
 Long Kickoff Return..... 98, vs. Georgia Tech (9/8/18)
 Kickoff Return Yards..... 264, vs. Georgia Tech (9/8/18)
 Kickoff Return Average..... 52.8, vs. Georgia Tech (9/8/18)
 Kickoff Return Touchdown..... 2, vs. Georgia Tech (9/8/18)

#84 WR XAVIER WEAVER

Receptions..... 2, (4X), last vs. Cincinnati (11/16/19)
 Receiving Yards..... 47, vs. Temple (11/7/19)
 Long..... 40, vs. Temple (11/7/19)

#85 TE JACOB MATHIS

Receptions..... 4, at East Carolina (10/26/19)
 Receiving Yards..... 54, vs. SMU (9/27/19)
 Long Reception..... 37, at UConn (10/5/19)
 TD..... 1, (2X), last at East Carolina (10/26/19)

#87 TE FREDERICK LLOYD

Receptions..... 0
 Receiving Yards..... 0
 Long Reception..... 0
 Receiving TDs..... 0

#88 TE CHRIS CARTER

Receptions..... 0
 Receiving Yards..... 0
 Long Reception..... 0
 Receiving TDs..... 0

#89 TE MITCHELL BRINKMAN

Receptions..... 5, at Ohio (10/12/19)
 Receiving Yards..... 100, at Ohio (10/12/19)
 Long Reception..... 48, at Ohio (10/12/19)
 Receiving TDs1, (5X), last vs. Western Michigan (11/26/19)

QUARTERBACKS

#0 QB NOAH JOHNSON

Completions..... 30, vs. Arkansas-Pine Bluff (9/15/16)
 Attempts..... 41, vs. Arkansas-Pine Bluff (9/15/16)
 Passing Yards..... 355, vs. Arkansas-Pine Bluff (9/15/16)
 Long Pass..... 66, vs. Mississippi Valley State (11/11/17)
 Passing TDs..... 7, at Mississippi Valley State (11/12/16)
 Rushes..... 17, at Jackson State (11/18/17)
 Rushing Yards..... 154, at Alabama A&M (10/13/18)
 Long Rush..... 92, at Alabama A&M (10/13/18)
 Rushing TDs..... 3, (3X), last at Miss. Valley State (9/22/18)
 Total Yards..... 417, vs. Arkansas-Pine Bluff (9/15/16)

#3 QB JORDAN MCCLLOUD

Completions..... 23, vs. Temple (11/7/19)
 Attempts..... 38, vs. Temple (11/7/19)
 Passing Yards..... 267, vs. Cincinnati (11/16/19)
 Long Pass..... 55, vs. Cincinnati (11/16/19)
 Passing TDs..... 3, (2X), last at UConn (10/5/19)
 Rushes..... 18, vs. Temple (11/7/19)
 Rushing Yards..... 62, at UConn (10/5/19)
 Long Rush..... 31, vs. South Carolina State (9/14/19)
 Rushing TDs..... 2, vs. South Carolina State (9/14/19)
 Total Yards..... 280, vs. Cincinnati (11/16/19)

#6 QB CADE FORTIN

Completions..... 19, vs. NC State (11/24/18)
 Attempts..... 40, vs. NC State (11/24/18)
 Passing Yards..... 276, vs. NC State (11/24/18)
 Long Pass..... 51, vs. NC State (11/24/18)
 Passing TDs..... 1, vs. NC State (11/24/18)
 Rushes..... 7, vs. NC State (11/24/18)
 Rushing Yards..... 44, vs. Virginia Tech (10/13/18)
 Long Rush..... 40, vs. Virginia Tech (10/13/18)
 Rushing TDs..... 1, vs. NC State (11/24/18)
 Total Yards..... 291, vs. NC State (11/24/18)

#12 QB KATRAVIS MARSH

Completions..... 4, vs. The Citadel (9/12/20)
 Attempts..... 5, vs. The Citadel (9/12/20)
 Passing Yards..... 10, vs. The Citadel (9/12/20)
 Long Pass..... 19, vs. The Citadel (9/12/20)
 Passing TDs..... 0
 Rushes..... 0
 Rushing Yards..... 0
 Long Rush..... 0
 Rushing TDs..... 0
 Total Yards..... 10, vs. The Citadel (9/12/20)

RUNNING BACKS

#1 RB JOHNNY FORD

Rushes..... 16, (2X), last vs. UCF (11/23/18)
 Rushing Yards..... 164, vs. UConn (10/20/18)
 Long Rush..... 78, vs. UConn (10/20/18)
 Rushings TDs..... 3, vs. UConn (10/20/18)
 Receptions..... 5, vs. SMU (9/28/19)
 Receiving Yards..... 100, vs. South Carolina State (9/14/19)
 Receiving TDs..... 1, (3X), last vs. South Carolina State (9/14/19)
 Long Reception..... 52, vs. South Carolina State (9/14/19)
 Long Kickoff Return..... 32, vs. UConn (10/20/18)
 Kickoff Return Yards..... 50, vs. UConn (10/20/18)
 Kickoff Return Average..... 16.0, vs. UConn (10/20/18)

#2 RB DARRIAN FELIX

Rushes..... 10, at USC (11/2/19)
 Rushing Yards..... 80, vs. Nevada (9/7/19)
 Long Rush..... 62, vs. Nevada (9/7/19)
 Rushings TDs..... 1, (3X), last vs. Nevada (9/7/19)
 Receptions..... 2, (2X), last at USC (11/2/19)
 Receiving Yards..... 30, at USC (11/2/19)
 Long Reception..... 27, at USC (11/2/19)

#10 RB KELLEY JOINER

Rushes..... 13, 2X, last vs. Memphis (11/23/19)
 Rushing Yards..... 115, vs. Memphis (11/23/19)
 Long Rush..... 51, vs. SC State (9/14/19)
 Rushings TDs..... 1, vs. The Citadel (9/12/20)
 Receptions..... 3, vs. SC State (9/14/19)
 Receiving Yards..... 49, vs. Cincinnati (11/16/19)
 Receiving TDs..... 0
 Long Reception..... 49, vs. Cincinnati (11/16/19)

#21 RB BRIAN BATTIE

Rushes..... 3, vs. The Citadel (9/12/20)
 Rushing Yards..... 43, vs. The Citadel (9/12/20)
 Long..... 24, vs. The Citadel (9/12/20)
 Rushing TD..... 0

#33 RB SERIKI ODUNAYO

Rushes..... 2, vs. The Citadel (9/12/20)
 Rushing Yards..... 24, vs. The Citadel (9/12/20)
 Long..... 21, vs. The Citadel (9/12/20)
 Rushing TD..... 0

SPECIALISTS

#24 K COBY WEISS

Field Goals..... 3, at UMass (10/6/18)
 Long Field Goal..... 39, vs. Austin Peay (10/14/17)
 Points..... 16, at UMass (10/6/18)
 PAT..... 7-of-7, at UMass (10/6/18)
 FG Streak..... 9, (2018)

#28 K JARED SACKETT

Field Goals..... 3, (4X), last vs. Texas State (9/22/18)
 Long Field Goal..... 51, vs. UTEP (9/29/18)
 Points..... 14, vs. Texas State (9/23/17)
 PAT..... 6, vs. Southern (9/16/17)
 FG Streak..... 9, (9/16/18-10/14/18)

#32 P SPENCER SHRADER

Field Goals..... 1, (4X), last vs. Cincinnati (11/16/19)
 Long Field Goal..... 34, vs. South Carolina State (9/14/19)
 Points..... 9, at East Carolina (11/26/19)
 PAT..... 6-of-6, at East Carolina (11/26/19)
 TD..... 1, at UConn (10/5/19)

#39 P TRENT SCHNEIDER

Punts..... 10, at Cincinnati (11/10/18)
 Yards..... 464, vs. Memphis (11/23/19)
 Avg..... 52.8, vs. BYU (10/12/19)
 Long..... 72, vs. East Carolina (9/22/18)
 Inside 20..... 3, (2X) last vs. The Citadel (9/12/20)
 Tackles..... 1, vs. South Carolina State (9/14/19)

DEFENSIVE BACKS

#0 DB DAQUAN EVANS

Tackles.....5, vs. Memphis (11/23/19)
INT.....1, vs. Memphis (11/23/19)

#2 DB NICK ROBERTS

Tackles.....10, (2X), last vs. UConn (10/20/18)
TFL.....2.0, vs. Cincinnati (11/16/19)
Sacks.....1.0, (2X), last vs. Cincinnati (11/16/19)
INT.....1, (5X), last at Navy (10/19/19)
PBU.....2, at UMass (10/6/19)
FF.....1, at Georgia Tech (9/7/19)

#3 DB VINCENT DAVIS

Tackles.....10, at UCF (11/29/19)
TFLs.....1.0, (2X), last at UCF (11/29/19)
INT.....1, vs. South Carolina State (9/14/19)
PBU.....1, at Illinois (9/15/18)
FF.....2, at UMass (10/6/18)
FR.....1, (2X), last vs. BYU (10/12/19)

#7 DB MIKE HAMPTON

Tackles.....8, (2X), last vs. Memphis (11/23/19)
TFL.....1.0, (4X), last vs. Memphis (11/23/19)
Sacks.....1.0, vs. UConn (10/20/18)
INT.....1, (2X), last at UMass (10/6/18)
PBU.....4, vs. East Carolina (9/22/18)
FR.....1, vs. The Citadel (9/12/20)

#8 S CHRISTOPHER TOWNSEL

Tackles.....0
TFL.....0
Sacks.....0
INT.....0
FR.....0

#9 DB KJ SAILS

Tackles.....6, (2X), last at Pitt (11/9/17)
TFL.....1.5, at East Carolina (10/26/19)
INT.....1, (3X), last vs. Memphis (11/23/19)
FF.....1, vs. South Carolina State (9/14/19)
FR.....1, (2X), last vs. South Carolina State (9/14/19)
PBU.....3, vs. South Carolina State (9/14/19)
Punt Return Yards...39, vs. South Carolina State (9/14/19)
Punt Return Average...19.5, vs. South Carolina State (9/14/19)
Long Punt Return...34, vs. South Carolina State (9/14/19)

#15 S JAYDEN CURRY

Tackles.....1, vs. The Citadel (9/12/20)
TFL.....0
Sacks.....0

#16 DB BROCK NICHOLS

Tackles.....3, at Georgia Tech (9/7/19)
INT.....1, vs. South Carolina State (9/14/19)
FR.....1, vs. The Citadel (9/12/20)

#18 DB TJ ROBINSON

Tackles.....0
TFL.....0
Sacks.....0
INT.....0
FR.....0

#20 S BENTLEE SANDERS

Tackles.....10, vs. Elon (9/1/18)
TFL.....2, vs. Temple (11/7/19)
Sacks.....1, (2X), last vs. Temple (11/7/19)
INT.....1, (2X), last vs. Temple (11/7/19)
FF.....1, (3X), last at East Carolina (10/26/19)
PBU.....2, at East Carolina (10/26/19)
Kickoff Return Yards...151, at Houston (10/27/18)
Kickoff Return Long...67, at UConn (10/5/19)
Kickoff Return Average..46.0 (2X), last at UConn (10/5/19)

#21 DB MCARTHUR BURNETT

Tackles.....2, vs. Wisconsin (8/30/19)

#22 DB MEKHI LaPOINTE

Tackles.....11, vs. UConn (10/20/18)
TFL.....2.0, at Tulsa (10/12/18)
INT.....1, (2X) vs. The Citadel (9/12/20)
PBU.....1, (2X), last vs. South Carolina State (9/14/19)

#26 DB KEYON HELTON

Tackles.....0
TFL.....0
Sacks.....0
INT.....0
FR.....0

DEFENSIVE LINE

#10 DT KEVIN KEGLER

Tackles.....6, at Tulsa (10/12/18)
TLF.....2.5, at Georgia Tech (9/7/19)
Sacks.....1.5, at Illinois (9/15/18)
FR.....1, vs. Cincinnati (11/16/19)

#13 DE TRAMEL LOGAN

Tackles.....0
Sacks.....0
INT.....0
FR.....0

#17 DT BLAKE GREEN

Tackles.....5, vs. The Citadel (9/12/20)
TFL.....1, vs. Cincinnati (11/16/19)

#23 DT THAD MANGUM

Tackles.....7, (2X), last at Furman (10/13/18)
TLF.....2.0, at Gardner-Webb (9/29/18)
Sacks.....2.0, at Gardner-Webb (9/29/18)
FR.....1, (2X), last vs. Mercer (10/27/18)

#35 DT JABREEL STEPHENS

Tackles.....0
Sacks.....0
INT.....0
FR.....0

#40 DE JASON VAUGHN

Tackles.....5, vs. Memphis (11/23/19)
TFL.....1, (3X), last vs. Memphis (11/23/19)

#45 DE DARRIEN GRANT

Tackles.....3, vs. Temple (11/7/19)
TFLs.....1.0, vs. Temple (11/7/19)

#46 DE RYAN THAXTON

Tackles.....3, vs. Wisconsin (8/30/19)

#51 DE STACY KIRBY

Tackles.....3, at Navy (10/19/19)
TFL.....0.5, at Navy (10/19/19)
INT.....1, vs. SMU (9/28/19)

#91 DT RASHAWN YATES

Tackles.....4, vs. The Citadel (9/12/20)
Sacks.....1.0, (4X), last vs. BYU (10/12/19)
TFL.....2.0, at Georgia Tech (9/7/19)
FF.....1, vs. The Citadel (9/12/20)

#93 DT TYRONE BARBER

Tackles.....4, (4X), last vs. Temple (11/7/19)
TFL.....1, (3X), last vs. Temple (11/7/19)
Sacks.....1.0, (2X), last at Tulsa (10/12/18)

#96 DT KELVIN PINKNEY

Tackles.....6, (2x) last at Tulsa (10/12/18)
TFL.....1.5, at Illinois (9/15/18)
Sacks.....1.5, at Illinois (9/15/18)
Blocked Kick.....1 (PAT), at San Jose State (9/26/17)

LINEBACKERS

#5 LB ANTONIO GRIER, JR.

Tackles.....11, at UCF (11/29/19)
TFL.....2.5, at UConn (10/5/19)
Sacks.....2.0, vs. BYU (10/12/19)
FF.....1, (2X) last vs. The Citadel (9/12/20)
FR.....1, at UMass (10/6/18)
PBU.....1, at East Carolina (10/26/19)

#6 LB DEMARUEZ BELLAMY

Tackles.....7, vs. SMU (9/28/19)
TFL.....1, vs. South Carolina State (9/14/19)
Sacks.....1.0, vs. South Carolina State (9/14/19)
FF.....1, at UConn (10/5/19)

#11 LB DWAYNE BOYLES, JR.

Tackles.....10, (2X), last vs. Memphis (11/23/19)
Sack.....1, (2X), last vs. Temple (11/7/19)
TFL.....3.0, (2X) last vs. The Citadel (9/12/20)
INT.....0
PBU.....1, (3X), last vs. Cincinnati (11/16/19)
FR.....1, vs. Tulane (11/3/18)

#24 LB MAC HARRIS

Tackles.....3, vs. The Citadel (9/12/20)
TFL.....0
Sacks.....0
FR.....0
INT.....0

#29 LB BRIAN NORRIS

Tackles.....3, (4X), last at Navy (10/19/19)
TFL.....1, vs. South Carolina State (9/14/19)
Sacks.....1.0, vs. South Carolina State (9/14/19)
FF.....1, vs. South Carolina State (9/14/19)

#38 LB RANDAL COPELAND

Tackles.....0
TFL.....0
Sacks.....0
FR.....0
INT.....0

#59 LB ANDREW MIMS

Tackles.....13, vs. Memphis (11/23/19)
TFL.....1, (3X), last vs. Memphis (11/23/19)
Sack.....1, vs. Memphis (11/23/19)
FF.....1, vs. South Carolina State (9/14/19)

THE LAST TIME - TEAM

	USF	OPPONENT
	RUSHING	
Team had 400-499 yards:	432, vs. Tulane, 11/3/18	434, at Navy, 10/19/10
Team had 300-399 yards:	302, vs. The Citadel, 9/12/20	325, vs. Memphis, 11/23/19
Team had 200-299 yards:	243, vs. BYU, 10/12/19	200, vs. The Citadel, 9/12/20
Had 51-100 yards:	61, vs. Temple, 11/9/19	84, at UConn 10/5/19
Had less than 50 yards:	26, vs. Wisconsin, 8/30/19	-4, Temple, 9/21/17
Team had 70 or more attempts:	81, at Houston, 10/27/18	89, at Houston, 10/27/18
Team had 60 or more attempts:	63, Temple, 9/21/17	69, at Navy, 10/31/15
Team had 50-59 attempts:	55, at Tulane, 10/28/17	54, vs. The Citadel, 9/12/20
Team had fewer than 25 attempts:	23, vs. Wisconsin, 8/30/19	15, Illinois, 9/15/17
Team had five or more rushing touchdowns:	5, at UMass 10/6/18	5, vs. Memphis, 11/23/19
Team had at least three rushing touchdowns:	3, at ECU 10/26/19	5, vs. Memphis, 11/23/19
Team had 0 rushing touchdowns:	vs. Temple, 11/9/19	vs. Temple, 11/9/19
	PASSING	
Had 500+ yards passing:	503, at UCF, 11/24/17	
Had 400-499 yards passing:	411, at Illinois, 9/15/18	419, at Houston, 10/27/18
Had 300-399 yards passing:	322, vs. Tulane, 11/3/18	307, at UCF, 11/29/19
Had less than 100 yards passing:	44, vs. Memphis, 11/23/19	84, vs. The Citadel, 9/12/20
Team had less than 50 yards passing:	44, vs. Memphis, 11/23/19	23, at Navy, 10/19/10
Had 50 or more attempts:	50, vs. Ball State, 9/10/11	52, at UMass 10/6/18
Had 40-49 attempts:	42, at UConn 10/5/19	42, vs. SC State, 9/14/19
Had less than 20 attempts:	19, vs. Memphis, 11/23/19	18, vs. The Citadel, 9/12/20
Had less than 10 attempts:	Never (record-low 10 vs. Louisville, 9/24/05)	4, at Navy, 10/19/10
Had 30 or more completions:	31, vs. Cincinnati, 10/22/11	33, at UMass 10/6/18
Had less than 10 completions:	6, vs. Memphis, 11/23/19	9, vs. Cincinnati, 11/16/19
Team had less than five completions:	3, at Louisville, 10/22/04	4, vs. The Citadel, 9/12/20
Had five touchdown passes:	vs. Cincinnati, 11/20/15	at Houston, 10/27/18
Had four touchdown passes:	at UConn 10/5/19	at UCF, 11/24/17
Had zero touchdown passes:	at UCF, 11/29/19	vs. The Citadel, 9/12/20
Had five passes intercepted:	vs. UAB, 11/22/03	at Syracuse, 10/3/09
Had four passes intercepted:	vs. Memphis, 11/16/13	Temple, 9/21/17
Had three passes intercepted:	vs. Pittsburgh, 12/1/12	vs. SC State, 9/14/19
Did not throw an interception:	vs. The Citadel, 9/12/20	at UCF, 11/29/19
	TOTAL OFFENSE	
Had 700 or more yards:	745, vs. Florida A&M, 9/17/11	Never
Had 600 or more yards:	611, vs. UConn, 10/20/18	684, at Houston, 10/27/18
Had 500 or more yards:	525, at ECU 10/26/19	539, at UCF, 11/29/19
Had 200 yards or less:	170, vs. Memphis, 11/23/19	182, Florida A&M, 9/5/15
Had 100 yards or less:	Never	85, vs. Temple 9/21/17
Ran 100 or more plays:	101, at San Jose State, 8/26/17	
Ran 90 or more plays:	94, vs. Texas Tech 12/23/17	96, vs. ECU, 9/22/18
Ran 85 or more plays:	87, at Tulsa, 10/12/18	89, vs. Memphis, 11/23/19
Ran 55 or fewer plays:	50, vs. Memphis, 11/23/19	55, Illinois, 9/15/17
	SCORING	
Scored 80 or more points:	80, vs. Kentucky Wesleyan, 9/6/97	Never
Scored 70-79 points:	70, vs. Florida A&M, 9/17/11	Never
Scored 60-69 points:	61, at ECU 9/30/17 (Road game Record)	Never
Scored 50-59 points:	55, vs. SC State, 9/14/19	57, at Houston, 10/27/18
Scored 40-49 points:	45, at ECU, 10/26/19	49, vs. Memphis, 11/23/19
Scored less than 10 points:	7, at UCF, 11/29/19	6, vs. The Citadel, 9/12/20
Failed to score points:	0, vs. Wisconsin, 8/30/19	0, Charleston Southern, 9/19/09
Won by 45 points or more:	48, vs. Florida A&M, 9/5/15	49, vs. Wisconsin, 8/30/19
Won by 30-44 points:	39, vs. SC State, 9/14/19	39, vs. Memphis, 11/23/19
Won by 20-29 points:	21, vs. The Citadel (9/12/20)	27, at UCF, 11/29/19
Scored on the first drive of the game:	TD, vs. Memphis, 11/23/19	TD, at UCF, 11/29/19
Scoring drive of 15 or more plays:	15 (FG), at ECU 10/26/19	15 (TD), at UConn 10/5/19
Recorded a safety:	at Houston, 10/27/18	at Temple, 10/21/16
Scored on a blocked field goal attempt:	Nate Godwin (75), vs. Cincinnati, 10/5/13	A. Contressa, Stony Brook, 9/2/17
Scored on a blocked PAT attempt:	(Never)	Nate Hobbs, Illinois, 9/15/17
Scored a 2-point conversion:	at Illinois (Barnett to St. Felix pass), 9/15/18	Illinois, 9/15/17

THE LAST TIME - TEAM

	USF	OPPONENT
	TURNOVERS	
Team lost five or more turnovers:	at Temple, 11/17/18	(8) vs. SC State, 9/14/19
Team lost four turnovers:	vs. UConn, 10/15/16	(6) vs. Temple, 9/21/17
Team lost three fumbles:	at Temple, 11/17/18	vs. S.C. (Birmingham Bowl), 12/29/16
Threw four or more interceptions:	4, vs. Memphis, 11/16/13	(4) vs. Temple, 9/21/17
Team did not commit a turnover:	vs. The Citadel, 9/12/20	at UCF, 11/29/19
Team recovered an on-side kick:	at Pittsburgh, 9/8/01	vs. UCF, 11/26/16
Lost a game and did not commit a turnover:	vs. Memphis, 11/23/19	vs. Tulsa, 11/16/17
	DEFENSE	
Team recorded seven sacks:	vs. UConn, 10/15/11	9, vs. Temple, 11/9/19
Team recorded six sacks:	vs. BYU, 10/12/19	vs. ECU, 9/22/18
Team recorded five sacks:	at UConn 10/5/19	at Navy (10/19/10)
Team recorded 10 or more tackles for loss	13.0, vs. BYU, 10/12/19	11.0 vs. The Citadel, 9/12/20
Team recorded five or more pass break-ups:	5, vs. Cincinnati, 11/16/19	5, at Navy, (10/19/10)
	SPECIAL TEAMS	
Returned a punt for a touchdown:	vs. The Citadel, 9/12/20	at Temple, 11/17/18
Returned a blocked punt for a touchdown:	vs. Florida A&M, 9/17/11	vs. Stony Brook, 9/2/17
Returned a kickoff for a touchdown:	(2) vs. Georgia Tech, 9/8/18	vs. West Virginia, 12/1/11
Blocked a punt:	vs. Florida State, 9/29/12	vs. Cincinnati, 11/16/19
Punted 10 or more times:	10, at Cincinnati, 11/10/18	10, Temple, 9/21/17
Did not record a punt:	vs. Charleston Southern, 9/19/09	at Pittsburgh, 10/24/09
Blocked a field goal:	vs. Tulane, 11/3/18	at Tulane, 10/21/17
Blocked a PAT:	vs. UConn, 10/20/18	at Cincinnati, 11/10/18
Team recovered an on-side kick:	at Pittsburgh, 9/8/01	vs. UCF, 11/26/16
Made five or more field goals:	5, vs. Temple, 9/21/17	Never
Made four or more field goals:	4, vs. Cincinnati, 10/14/17	4, at Illinois, 9/15/18
	MISCELLANEOUS	
Had 30 or more first downs:	31, at Illinois, 9/15/18	31, vs. Memphis, 11/23/19
Had 10 or fewer first downs:	5, vs. Memphis, 11/23/19	6, Temple, 9/21/17
Had 15 or more penalties:	16, Illinois, 9/15/17	15, Illinois, 9/15/17
Had no penalties:	Never	Never
Had 100 or more penalty yards:	124, at ECU 10/26/19	112, at UCF, 11/29/19
Had less than 25 penalty yards:	15, vs. Temple, 11/9/19	5, vs. SC State, 9/14/19
Had 35 minutes or more of possession time:	38:17, Illinois, 9/15/17	38:12, vs. Memphis, 11/23/19

THE LAST TIME - INDIVIDUAL

	USF	OPPONENT
RUSHING		
Rushed at least 25 times:	Jordan Cronkrite (26), vs. BYU, 10/12/19	Michael Warren (26), vs. Cincinnati, 11/16/19
Rushed at least 30 times:	Marlon Mack (31), vs. UConn, 9/19/14	D. Brewer (34), vs. Tulsa, 11/16/17
Rushed for 100 yards:	Kelley Joiner (115), vs. Memphis, 11/23/19	Andrian Killins (115) at UCF, 11/29/19
Multiple players rushed for 100 yards:	Johnny Ford (164), Jordan Cronkrite (103) vs. UConn, 10/20/18	Darius Bradwell (135), Corey Dauphine (121) vs. Tulane, 11/3/18
Rushed for 150 yards:	Jordan Cronkrite (158), vs. BYU, 10/12/19	Malcolm Perry (190), at Navy, 10/19/10
Rushed for 200 yards:	Quinton Flowers (210), at Memphis, 11/12/16	R. Armstead (210), at Temple, 10/21/16
Rushed for 300 yards:	Jordan Cronkrite (302), at UMass, 10/6/18	
USF player rushed for 200 yards in consecutive games	Dyral McMillan (258) vs. New Haven, 11/6/99; (221) vs. Hofstra, 11/13/99	
Scored on a run of 50 yards or more:	Jordan Cronkrite (66) at Tulsa, 10/12/18	Malcolm Perry (67), at Navy, 10/19/19
Scored on a run of 70 yards or more:	Jordan Cronkrite (77, 76), at UMass 10/6/18	Darius Bradwell (73), vs. Tulane, 11/3/18
PASSING		
Player attempted 60+ passes:	Marquel Blackwell (61), at Memphis, 9/22/01	Troy Mitchell (66), vs. Western Carolina, 8/30/14
Player attempted 50-59 passes:	Matt Grothe (54), vs. Cincinnati, 11/3/07	Nic Shimonek (59), vs. Texas Tech, 12/23/17
Player attempted 40-49 passes:	Blake Barnett (49), vs. Tulane, 11/3/18	D'Eriq King (41), at Houston, 10/27/18
Player completed 30-39 passes:	B.J. Daniels (31), vs. Cincinnati, 10/22/11	Nic Shimonek (32), vs. Texas Tech, 12/23/17
Player completed 25-29 passes:	Blake Barnett (29), vs. Tulane, 11/3/18	Holton Ahlers (28), at ECU 10/26/19
Player passed for more than 400 yards:	Blake Barnett (411), at Illinois, 9/15/18	D'Eriq King (419), at Houston, 10/27/18
Player passed for more than 300 yards:	Blake Barnett (322), vs. Tulane, 11/3/18	Mckenzie Milton (373), at UCF 11/24/17
Player threw five touchdowns:	Marquel Blackwell (5), at East Carolina, 10/19/02	D'Eriq King (5), at Houston, 10/27/18
Player threw four touchdowns:	Quinton Flowers (4), vs. Texas Tech, 12/23/17	Mckenzie Milton (4), at UCF, 11/24/17
Player threw three touchdowns:	Jordan McCloud (3), at UConn 10/5/19	Shane Buechele (3), vs. SMU, 9/28/19
Player threw a TD of 70 yards or more:	Chris Oladokun-Ryeshene Bronson (72), at Cincinnati, 11/10/18	T. Marshall to C. Lynch (81), vs. Georgia Tech, 9/8/18
Player threw a TD of 60-70 yards or more:	Blake Barnett-Darnell Salomon (66), vs. ECU, 9/22/18	
Player threw a TD of 50-60 yards or more:	Quinton Flowers-T. McCants (54), vs. Stony Brook, 9/2/17	Brady White to K. Jones (50), vs. Memphis, 11/23/19
RECEIVING		
Player caught 10 passes:	Tyre McCants (10), vs. Georgia Tech, 9/8/18	Jaden Blue (11), vs. Temple, 11/17/19
Player had 100 receiving yards:	Johnny Ford (100), vs. SC State, 9/14/19	Gabriel Davis (106), at UCF, 11/29/19
USF player with three straight 100-yard games:	Andre Davis (113), vs. SMU, 11/26/13; (110) vs. Memphis, 11/16/13; (134), vs. Houston, 10/31/13	
TOTAL OFFENSE		
Player had 600-plus yards:	Quinton Flowers (605), at UCF, 11/24/17	
Player had 400-600 yards:	Blake Barnett (428), at Illinois, 9/15/18	D'Eriq King (553), at Houston, 10/27/18
QB Had 100+ yards RUSHING & 400+ PASSING:	Quinton Flowers, 102 rush, 503 pass, at UCF, 11/24/17	D'Eriq King, 134 rush, 419 pass, at Houston, 10/27/18
QB had 100+ yards RUSHING & 200-400 PASSING:	Quinton Flowers, 106 rush, 311 pass, vs. Texas Tech, 12/23/17	Will Worth, 129 rush, 299 pass, vs. Navy, 10/28/16
DEFENSE		
Player intercepted three or more passes:	J.R. Reed (3), at Memphis, 11/29/03	Bobby McCain (3), vs. Memphis, 11/16/13
Player intercepted two or more passes:	Deatrick Nichols (2), vs. Temple, 9/21/17	Rodney Clemons (2), vs. SMU, 9/28/19
Player recovered two or more fumbles:	Greg Reaves (2), vs. SC State, 9/14/19	Jacob Martin (2), vs. Temple, 9/21/17
Player recorded four or more sacks:	George Selvie (4), vs. Elon, 9/1/07	Never
Player recorded three sacks:	Deadrin Senat (3), vs. Texas Tech, 12/23/17	Quincy Roche (3.5), vs. Temple, 11/9/19
Player recorded 15 or more tackles:	Patrick Macon (15), vs. Wisconsin, 8/30/19	D. Spencer (15), at UCF, 11/26/15
Player returned an interception for a touchdown:	Auggie Sanchez (65), vs. Cincinnati, 10/14/17	Austin McDaniel (46), at Tulsa, 10/18/14
Player returned a fumble for a touchdown:	Vincent Davis (12), at UMass, 10/6/18	Sam Franklin (39 yds), vs. Temple, 11/9/19
Player recorded 4.0 tackles for loss or more:	Patrick Macon (4), vs. Wisconsin, 8/30/19	Juwuan Johnson (4.0), vs. Northern Illinois, 9/10/16
PUNTING		
Player recorded four 50-yard punts:	Trent Schneider (4), vs. UCF, 11/23/18	Dane Roy (4), vs. Houston, 10/28/17
Player recorded a 60-yard punt:	Trent Schneider (65), vs. Memphis (11/23/19)	Mac Loudermilk (66), vs. UCF, 11/23/18
Player recorded two 60-yard punts:	Trent Schneider (72 & 67), vs. ECU, 9/22/18	NEVER
SCORING		
Player scored at least four touchdowns:	Marlon Mack (4), vs. Western Carolina, 8/30/14	Jonathan Taylor (4, 2 rush, 2 rec), vs. Wisconsin, 8/30/19
Player scored at least three touchdowns:	Johnny Ford (3), vs. UConn, 10/20/18	Patrick Taylor (3 rush), vs. Memphis, 11/23/19
Player caught at least two touchdown passes:	Bryce Miller (2), at UConn 10/5/19	Gabriel Davis (2), at UCF, 11/29/19
Player rushed for at least three touchdowns:	Johnny Ford (3), vs. UConn, 10/20/18	Patrick Taylor (3 rush), vs. Memphis, 11/23/19
Player kicked (made) four+ field goals:	Emilio Nadelman (4), vs. Cincinnati, 10/14/17	Chase McLaughlin (4), at Illinois, 9/15/18
Player kicked (made) three field goals:	Coby Weiss (3), at UMass, 10/6/18	Jake Olroyd, vs. BYU, 10/12/19
Player returned a kickoff for a touchdown:	Terrence Home (98, 97), vs. Georgia Tech, 9/8/18	Tyler Sneed (100), at ECU 10/26/19
Player returned a punt for a touchdown:	Omarion Dollison (0), vs. The Citadel, 9/12/20	Isaiah Wright (73), at Temple, 11/17/18
Player returned an interception for a touchdown:	Auggie Sanchez (43), at ECU 9/3-0/17	Austin McDaniel (46), at Tulsa, 10/18/14
Player returned a fumble for a touchdown:	Vincent Davis (12), at UMass, 10/6/18	Sam Franklin (39 yds), vs. Temple, 11/9/19
Player recovered a fumble in the end zone for a touchdown:	Jake Sims, vs. Rutgers, 11/3/10	Jimmy Gaines, vs. Miami, 9/28/13
Player returned (or recovered) a blocked punt for a touchdown:	Andre Davis (11), vs. Florida A&M, 9/17/11	A. Contressa, vs. Stony Brook, 9/2/17
Player returned a blocked field goal attempt for a touchdown:	Nate Godwin (75), vs. Cincinnati, 10/5/13	Rod Davis (61), vs. Southern Miss, 10/25/03
Player scored on a two-point conversion attempt:	Randall St. Felix from Blake Barnett, at Illinois, 9/15/18	Mike Dudek, pass from Jeff George Jr., Illinois, 9/15/17
Player kicked a game-winning field goal	Coby Weiss at Tulsa, 10/12/18 (22 yards with :02 remaining)	Sam Crosa, vs. Cincinnati, 11/16/19 (37 yards with :03 remaining)



SCORING BY QUARTERS

	1	2	3	4	OT	F
THE CITADEL	3	3	0	0	-	6
USF	3	13	0	7	-	27

Attendance: - Time: 3:07

First Quarter

CITADEL - Kintner 45-yd field goal, (4:07)
Drive: 10 plays, 38 yards (4:16)
(The Citadel 3, USF 0)

USF - Odoms-Dukes 10-yd pass from McCloud (Shrader kick), (00:49)
Drive: 8 plays, 62 yards (3:18)
(USF 7, The Citadel 3)

Second Quarter

CITADEL - Kintner 41-yd field goal, (11:08)
Drive: 10 plays, 54 yards (4:41)
(USF 7, The Citadel 6)

USF - Dollison 0-yd punt return (Shrader kick failed), (6:52)
(USF 13, The Citadel 6)

USF - Johnson 9-yd run (Shrader kick), (2:41)
Drive: 5 plays, 60 yards (2:44)
(USF 20, The Citadel 6)

Fourth Quarter

USF - Joiner Jr. 3-yd run (Shrader kick), (6:55)
Drive: 7 plays, 86 yard (2:59)
(USF 27, The Citadel 6)

Team Statistics	CITADEL	USF
First Downs	16	20
Rushes-Yards	54-200	39-302
Passing Yards	84	102
Comp-Att-Int	4-18-1	18-25-0
Total Yards	284	404
Punts-Avg.	6-31.7	4-34.2
Punt Returns	2-8-0	3-0-1
Kickoff Returns	3-60-0	1-12-0
Interception Returns	0-0	1-18-0
Penalties-Yards	7-63	5-50
Fumbles-Lost	4-2	0-0
Sacks By	3-15	1-4
3rd Down Conversions	8-18	5-12
4th Down Conversions	2-2	0-2
Time of Possession	32:17	27:43

GAME 1: USF 27, THE CITADEL 6

RAYMOND JAMES STADIUM • TAMPA, FLA.

SEPT. 12, 2020 • 7 P.M. • ESPNU

USF 1-0 • THE CITADEL 0-1

TAMPA - All three phases of the game helped make Jeff Scott a big winner in his collegiate head coaching debut, as the Bulls opened the 2020 season with a 27-6 victory over The Citadel on Saturday night in Raymond James Stadium.

Minus three starters on the offensive line, USF's rushing attack motored along with 302 yards (7.7 ypc) and two touchdowns. Kelly Joiner Jr. led the way with eight carries for 87 yards (10.9 ypc) and a touchdown. Johnny Ford added 71 yards on nine attempts (7.9 ypc). USF didn't turn the ball over once while running 64 offensive plays on a rainy night in the Bay.

Grad transfer quarterback Noah Johnson had an impressive USF debut, rushing seven times for 49 yards (7.0 ypc) and a touchdown, completing three of four passes for 24 yards and leading two scoring drives. Starter Jordan McCloud completed 11 of 16 passes for 68 yards and a touchdown in a game that saw USF play three quarterbacks.

New coordinator Glenn Spencer's defense performed well against The Citadel's triple option, shutting the Bulldogs out in the second half and totaling two of USF's three takeaways. Meanwhile on special teams, freshman Omarion Dollison tied the record for the shortest punt return touchdown in NCAA history by hauling in a muffed punt in The Citadel's end zone that helped the Bulls take a 20-6 lead into halftime.

KEY NOTES

- Jeff Scott, the fifth head coach in USF history, became the fourth Bulls head coach to win in his debut with the program.
- USF started its 24th football season and improved to 18-6 all-time in season openers.

Quotable:

"It's a good start. We accomplished our first goal. We're gonna enjoy this tonight. It's definitely a game that I'll remember for the rest of my career."

- Jeff Scott on the Bulls' convincing victory in his collegiate head coaching debut.

THE CITADEL

Rushing	Att	Yds	TD	Lg
Brandon Rainey	20	65	0	15
Raleigh Webb	2	50	0	41
Keefe White	9	41	0	12
Logan Braucht	13	35	0	5
Cooper Wallace	5	11	0	8
Clay Harris	1	1	0	1
Darique Hampton	4	-3	0	1

Passing	Att	Cmp	Yds	TD	Int	Lg
Brandon Rainey	18	4	84	0	1	34

Receiving	No	Yds	TD	Lg
Ryan McCarthy	2	44	0	34
Keefe White	2	40	0	23

Punting	No	Yds	Avg	Lg
Matt Campbell	6	190	31.7	46

Punt Returns	No	Yds	Lg
Dominick Poole	2	8	2

Kickoff Returns	No	Yds	Lg
Jaylan Adams	3	60	23

Defensive Leaders

Total Tackles: 12 - Willie Eubanks.

Tackles for Loss: 3.0 - Willie Eubanks.

Sacks: 1.0 - Willie Eubanks, Marquise Blount, Dewey Green IV.

Interceptions: None.

PAT Blocks None.

USF

Rushing	Att	Yds	TD	Lg
Kelley Joiner Jr.	8	87	1	41
Johnny Ford	9	71	0	43
Noah Johnson	7	49	1	20
Brian Battie	3	43	0	24
Oduwayo Seriki	2	24	0	21
Omarion Dollison	1	19	0	19
Darrian Felix	3	11	0	8
Bryce Miller	1	4	0	4
Jordan McCloud	3	3	0	7
Team	1	-2	0	0
Katravis Marsh	1	-7	0	0

Passing	Att	Cmp	Yds	TD	Int	Lg
Jordan McCloud	16	11	68	1	0	14
Katravis Marsh	5	4	10	0	0	19
Noah Johnson	4	3	24	0	0	10

Receiving	No	Yds	TD	Lg
Randall St. Felix	4	7	0	8
Bryce Miller	3	36	0	14
DeVontres Odoms-Dukes	2	17	1	10
Johnny Ford	2	15	0	11
Sincere Brown	1	19	0	19
Mitchell Brinkman	1	12	0	12
Xavier Weaver	1	6	0	6
Sean Atkins	1	4	0	4
Latrell Williams	1	-1	0	0
Jacob Mathis	1	-4	0	0
Terrence Horne Jr.	1	-9	0	0

Punting	No	Yds	Avg	Lg
Trent Schneider	4	137	34.2	43

Punt Returns	No	Yds	Lg
KJ Sails	2	0	0

Kickoff Returns	No	Yds	Lg
Mitchell Brinkman	1	12	12

Defensive Leaders

Total Tackles: 10 - Antonio Grier.

Tackles for Loss: 1.5 - Bentlee Sanders, Dwayne Boyles.

Sacks: 1.0 - Antonio Grier.

Interceptions: 1 - Mekhi LaPointe.

The Automated ScoreBook
 South Florida Overall Team Statistics (as of Sep 13, 2020)
 All games

Team Statistics	USF	OPP
SCORING	27	6
Points Per Game	27.0	6.0
Points Off Turnovers	0	0
FIRST DOWNS	20	16
Rushing	13	10
Passing	7	4
Penalty	0	2
RUSHING YARDAGE	302	200
Yards gained rushing	326	224
Yards lost rushing	24	24
Rushing Attempts	39	54
Average Per Rush	7.7	3.7
Average Per Game	302.0	200.0
TDs Rushing	2	0
PASSING YARDAGE	102	84
Comp-Att-Int	18-25-0	4-18-1
Average Per Pass	4.1	4.7
Average Per Catch	5.7	21.0
Average Per Game	102.0	84.0
TDs Passing	1	0
TOTAL OFFENSE	404	284
Total Plays	64	72
Average Per Play	6.3	3.9
Average Per Game	404.0	284.0
KICK RETURNS: #-Yards	1-12	3-60
PUNT RETURNS: #-Yards	3-0	2-8
INT RETURNS: #-Yards	1-18	0-0
KICK RETURN AVERAGE	12.0	20.0
PUNT RETURN AVERAGE	0.0	4.0
INT RETURN AVERAGE	18.0	0.0
FUMBLES-LOST	0-0	4-2
PENALTIES-Yards	5-50	7-63
Average Per Game	50.0	63.0
PUNTS-Yards	4-137	6-190
Average Per Punt	34.2	31.7
Net punt average	32.2	31.7
KICKOFFS-Yards	5-300	3-109
Average Per Kick	60.0	36.3
Net kick average	38.0	32.3
TIME OF POSSESSION/Game	27:43	32:17
3RD-DOWN Conversions	5/12	8/18
3rd-Down Pct	42%	44%
4TH-DOWN Conversions	0/2	2/2
4th-Down Pct	0%	100%
SACKS BY-Yards	1-4	3-15
MISC YARDS	0	0
TOUCHDOWNS SCORED	4	0
FIELD GOALS-ATTEMPTS	0-1	2-3
ON-SIDE KICKS	0-0	0-0
RED-ZONE SCORES	(3-4) 75%	(1-2) 50%
RED-ZONE TOUCHDOWNS	(3-4) 75%	(0-2) 0%
PAT-ATTEMPTS	(3-4) 75%	(0-0) 0%
ATTENDANCE	0	0
Games/Avg Per Game	1/0	0/0
Neutral Site Games		0/0

Score by Quarters	1st	2nd	3rd	4th	OT	Total
South Florida	7	13	0	7	0	27
Opponents	3	3	0	0	0	6

The Automated ScoreBook
 South Florida Overall Individual Statistics (as of Sep 13, 2020)
 All games

Rushing	gp-gs	att	gain	loss	net	avg	td	lg	avg/g
JOINER, Kelly	1-1	8	88	1	87	10.9	1	41	87.0
FORD, Johnny	1-0	9	76	5	71	7.9	0	43	71.0
JOHNSON, Noah	1-0	7	51	2	49	7.0	1	20	49.0
BATTIE, Brian	1-0	3	43	0	43	14.3	0	24	43.0
SERIKI, Odunayo	1-0	2	24	0	24	12.0	0	21	24.0
DOLLISON, O	1-0	1	19	0	19	19.0	0	19	19.0
FELIX, Darrian	1-0	3	12	1	11	3.7	0	8	11.0
MILLER, Bryce	1-1	1	4	0	4	4.0	0	4	4.0
McCLOUD, Jordan	1-1	3	9	6	3	1.0	0	7	3.0
TEAM	1-0	1	0	2	-2	-2.0	0	0	-2.0
MARSH, Katravis	1-0	1	0	7	-7	-7.0	0	0	-7.0
Total	1	39	326	24	302	7.7	2	43	302.0
Opponents	1	54	224	24	200	3.7	0	41	200.0

Punt Returns	no.	yds	avg	td	lg
SAILS, KJ	2	0	0.0	0	0
DOLLISON, O	1	0	0.0	1	0
Total	3	0	0.0	1	0
Opponents	2	8	4.0	0	2

Interceptions	no.	yds	avg	td	lg
LaPOINTE, Mekhi	1	18	18.0	0	18
Total	1	18	18.0	0	18
Opponents	0	0	0.0	0	0

Kick Returns	no.	yds	avg	td	lg
BRINKMAN, Mitch	1	12	12.0	0	12
Total	1	12	12.0	0	12
Opponents	3	60	20.0	0	23

Passing	gp-gs	effic	comp-att-int	pct	yds	td	lg	avg/g
McCLOUD, Jordan	1-1	125.07	11-16-0	68.8	68	1	14	68.0
MARSH, Katravis	1-0	96.80	4-5-0	80.0	10	0	19	10.0
JOHNSON, Noah	1-0	125.40	3-4-0	75.0	24	0	10	24.0
Total	1	119.47	18-25-0	72.0	102	1	19	102.0
Opponents	1	50.31	4-18-1	22.2	84	0	34	84.0

Fumble Returns	no.	yds	avg	td	lg
HAMPTON, Mike	1	0	0.0	0	0
NICHOLS, Brock	1	0	0.0	0	0
Total	2	0	0.0	0	0
Opponents	0	0	0.0	0	0

Receiving	gp-gs	no.	yds	avg	td	lg	avg/g
ST. FELIX, R	1-1	4	7	1.8	0	8	7.0
MILLER, Bryce	1-1	3	36	12.0	0	14	36.0
DUKES, DeVontre	1-1	2	17	8.5	1	10	17.0
FORD, Johnny	1-0	2	15	7.5	0	11	15.0
BROWN, Sincere	1-0	1	19	19.0	0	19	19.0
BRINKMAN, Mitch	1-1	1	12	12.0	0	12	12.0
WEAVER, Xavier	1-0	1	6	6.0	0	6	6.0
ATKINS, Sean	1-0	1	4	4.0	0	4	4.0
WILLIAMS, L	1-0	1	-1	-1.0	0	0	-1.0
MATHIS, Jacob	1-0	1	-4	-4.0	0	0	-4.0
HORNE, Terrence	1-0	1	-9	-9.0	0	0	-9.0
Total	1	18	102	5.7	1	19	102.0
Opponents	1	4	84	21.0	0	34	84.0

The Automated ScoreBook
South Florida Overall Individual Statistics (as of Sep 13, 2020)
All games

Scoring	td	fg	PAT				dxp	saf	pts
			kick	rush	rcv	pass			
DUKES, DeVontre	1	-	-	-	-	-	-	6	
DOLLISON, O	1	-	-	-	-	-	-	6	
JOHNSON, Noah	1	-	-	-	-	-	-	6	
JOINER, Kelly	1	-	-	-	-	-	-	6	
SHRADER, S	-	0-1	3-4	-	-	-	-	3	
Total	4	0-1	3-4	-	-	-	-	27	
Opponents	-	2-3	-	-	-	-	-	6	

Total Offense	g	plays	rush	pass	total	avg/g
JOINER, Kelly	1	8	87	0	87	87.0
JOHNSON, Noah	1	11	49	24	73	73.0
FORD, Johnny	1	9	71	0	71	71.0
McCLOUD, Jordan	1	19	3	68	71	71.0
BATTIE, Brian	1	3	43	0	43	43.0
SERIKI, Odunayo	1	2	24	0	24	24.0
DOLLISON, O	1	1	19	0	19	19.0
FELIX, Darrian	1	3	11	0	11	11.0
MILLER, Bryce	1	1	4	0	4	4.0
MARSH, Katravis	1	6	-7	10	3	3.0
TEAM	1	1	-2	0	-2	-2.0
Total	1	64	302	102	404	404.0
Opponents	1	72	200	84	284	284.0

Field Goals	fg	pct.	01-19	20-29	30-39	40-49	50-99	lg	blk
SHRADER, S	0-1	0.0	0-0	0-0	0-0	0-1	0-0	0	0

FG Sequence	South Florida	Opponents
The Citadel	43	(45),(41),36

Numbers in (parentheses) indicate field goal was made.

Punting	no.	yds	avg	lg	tb	fc	i20	50+	blk
SCHNEIDER, T	4	137	34.2	43	0	2	3	0	0
Total	4	137	34.2	43	0	2	3	0	0
Opponents	6	190	31.7	46	0	2	3	0	0

Kickoffs	no.	yds	avg	tb	ob	retn	net	ydln
SHRADER, S	5	300	60.0	2	0			
Total	5	300	60.0	2	0	20.0	38.0	27
Opponents	3	109	36.3	0	0	12.0	32.3	32

The Automated ScoreBook
South Florida Overall Individual Statistics (as of Sep 13, 2020)
All games

All Purpose	g	rush	rcv	pr	kr	ir	total	avg/g
JOINER, Kelly	1	87	0	0	0	0	87	87.0
FORD, Johnny	1	71	15	0	0	0	86	86.0
JOHNSON, Noa	1	49	0	0	0	0	49	49.0
BATTIE, Brian	1	43	0	0	0	0	43	43.0
MILLER, Bryce	1	4	36	0	0	0	40	40.0
BRINKMAN, Mit	1	0	12	0	12	0	24	24.0
SERIKI, Odunay	1	24	0	0	0	0	24	24.0
DOLLISON, O	1	19	0	0	0	0	19	19.0
BROWN, Sincer	1	0	19	0	0	0	19	19.0
LaPOINTE, Mek	1	0	0	0	0	18	18	18.0
DUKES, DeVont	1	0	17	0	0	0	17	17.0
FELIX, Darrian	1	11	0	0	0	0	11	11.0
ST. FELIX, R	1	0	7	0	0	0	7	7.0
WEAVER, Xavie	1	0	6	0	0	0	6	6.0
ATKINS, Sean	1	0	4	0	0	0	4	4.0
McCLOUD, Jord	1	3	0	0	0	0	3	3.0
WILLIAMS, L	1	0	-1	0	0	0	-1	-1.0
TEAM	1	-2	0	0	0	0	-2	-2.0
MATHIS, Jacob	1	0	-4	0	0	0	-4	-4.0
MARSH, Katravi	1	-7	0	0	0	0	-7	-7.0
HORNE, Terren	1	0	-9	0	0	0	-9	-9.0
Total	1	302	102	0	12	18	434	434.0
Opponents	1	200	84	8	60	0	352	352.0

The Automated ScoreBook
 South Florida Overall Defensive Statistics (as of Sep 13, 2020)
 All games

##	Defensive Leaders	gp-gs	Tackles				tfl/yds	Sacks no-yds	Pass defense			Fumbles		blkd	
			ua	a	tot				int-yds	brup	qbh	rcv-yds	ff	kick	saf
5G	GRIER, Antonio	1-0	2	8	10	1.0-4	1.0-4	1	.	.	
23	MANGUM, Thad	1-1	6	3	9	1.0-2	
20	SANDERS, B	1-0	5	2	7	1.5-3	
2	ROBERTS, Nick	1-0	4	3	7	
3D	DAVIS, Vincent	1-0	4	3	7	
59	MIMS, Andrew	1-1	2	4	6	
17	GREEN, Blake	1-1	3	2	5	
91	YATES, Rashawn	1-1	4	.	4	1	.	.	.	
11	BOYLES, Dwayne	1-1	3	1	4	1.5-3	
22	LaPOINTE, Mekhi	1-1	3	1	4	.	.	1-18	
24	HARRIS, Mac	1-0	2	1	3	1	
16	NICHOLS, Brock	1-0	2	.	2	1-0	.	.	.	
96	PINKNEY, Kelvin	1-0	1	1	2	
9	SAILS, KJ	1-1	2	.	2	1.0-1	
7	HAMPTON, Mike	1-1	.	1	1	.	.	.	1	.	1-0	.	.	.	
15	CURRY, Jayden	1-0	1	.	1	
0	EVANS, Daquan	1-0	1	.	1	1.0-3	
Total		1	45	30	75	7-16	1-4	1-18	1	1	2-0	2	.	.	
Opponents		1	52	4	56	11-38	3-15	.	1	

The Automated ScoreBook
 South Florida Team Game-by-Game (as of Sep 13, 2020)
 All games

TEAM STATISTICS

Date	Opponent	Rushing				Receiving				Passing				Kick Returns				Punt Returns				tot off		
		no.	yds	td	lg	no.	yds	td	lg	cmp	att	int	yds	td	lg	no.	yds	td	lg	no.	yds		td	lg
Sep 12	THE CITADEL	39	302	2	43	18	102	1	19	18	25	0	102	1	19	1	12	0	12	3	0	1	0	404
Opponents		54	200	0	41	4	84	0	34	4	18	1	84	0	34	3	60	0	23	2	8	0	2	284

Games: 1 • Avg/rush: 7.7 • Avg/catch: 5.7 • Pass effic: 119.47 • KR avg: 12.0 • PR avg: 0.0 • All purpose avg/game: 434.0 • Total offense avg/gm: 404.0

Date	Opponent	Tackles				Sacks	Fumble	Pass Defense			blkd	PAT Attempts			off			
		ua	a	total	tfl-yds	no-yds	ff	fr-yds	int-yds	qbh	brup	kick	kick	rush	rcv	saf	t/o	pts
Sep 12	THE CITADEL	45	30	75	7.0-16	1.0-4	2	2-0	1-18	1	1	0	3-4	0	0	0	0	27
Opponents		52	4	56	11.0-38	3.0-15	0	0-0	0-0	0	1	0	0-0	0	0	0	0	6

Date	Opponent	Punting							Field Goals			Kickoffs						
		no.	yds	avg	long	blkd	tb	fc	50+	i20	md-att	long	blkd	no.	yds	avg	tb	ob
Sep 12	THE CITADEL	4	137	34.2	43	0	0	2	0	3	0-1	0	0	5	300	60.0	2	0
Opponents		6	190	31.7	46	0	0	2	0	3	2-3	45	0	3	109	36.3	0	0

The Automated ScoreBook
 South Florida Opponent Game-by-Game (as of Sep 13, 2020)
 All games

OPPONENT STATISTICS

Date	Opponent	Rushing				Receiving				Passing				Kick Returns				Punt Returns				tot		
		no.	yds	td	lg	no.	yds	td	lg	cmp	att	int	yds	td	lg	no.	yds	td	lg	no.	yds	td	lg	off
Sep 12	THE CITADEL	54	200	0	41	4	84	0	34	4	18	1	84	0	34	3	60	0	23	2	8	0	2	284
	South Florida	39	302	2	43	18	102	1	19	18	25	0	102	1	19	1	12	0	12	3	0	1	0	404

Games: 1 • Avg/rush: 3.7 • Avg/catch: 21.0 • Pass effic: 50.31 • KR avg: 20.0 • PR avg: 4.0 • All purpose avg/game: 352.0 • Total offense avg/gm: 284.0

Date	Opponent	Tackles				Sacks	Fumble	Pass Defense			blkd	PAT Attempts			off			
		ua	a	total	tfl-yds	no-yds	ff	fr-yds	int-yds	qbh	brup	kick	kick	rush	rcv	saf	t/o	pts
Sep 12	THE CITADEL	52	4	56	11.0-38	3.0-15	0	0-0	0-0	0	1	0	0-0	0	0	0	0	6
	South Florida	52	4	56	11.0-38	3.0-15	0	0-0	0-0	0	1	0	0-0	0	0	0	0	6
	South Florida	45	30	75	7.0-16	1.0-4	2	2-0	1-18	1	1	0	3-4	0	0	0	27	

Date	Opponent	Punting							Field Goals			Kickoffs						
		no.	yds	avg	long	blkd	tb	fc	50+	i20	md-att	long	blkd	no.	yds	avg	tb	ob
Sep 12	THE CITADEL	6	190	31.7	46	0	0	2	0	3	2-3	45	0	3	109	36.3	0	0
	South Florida	4	137	34.2	43	0	0	2	0	3	0-1	0	0	5	300	60.0	2	0

The Automated ScoreBook
 South Florida Game Superlatives (as of Sep 13, 2020)
 All games

INDIVIDUAL GAME HIGHS

Rushes	9	FORD, Johnny vs The Citadel (Sep 12, 2020)
Yards Rushing	87	JOINER, Kelly vs The Citadel (Sep 12, 2020)
TD Rushes	1	JOHNSON, Noah vs The Citadel (Sep 12, 2020)
	1	JOINER, Kelly vs The Citadel (Sep 12, 2020)
Long Rush	43	FORD, Johnny vs The Citadel (Sep 12, 2020)
Pass attempts	16	McCLOUD, Jordan vs The Citadel (Sep 12, 2020)
Pass completions	11	McCLOUD, Jordan vs The Citadel (Sep 12, 2020)
Yards Passing	68	McCLOUD, Jordan vs The Citadel (Sep 12, 2020)
TD Passes	1	McCLOUD, Jordan vs The Citadel (Sep 12, 2020)
Long Pass	19	MARSH, Katravis vs The Citadel (Sep 12, 2020)
Receptions	4	ST. FELIX, R vs The Citadel (Sep 12, 2020)
Yards Receiving	36	MILLER, Bryce vs The Citadel (Sep 12, 2020)
TD Receptions	1	DUKES, DeVontre vs The Citadel (Sep 12, 2020)
Long Reception	19	BROWN, Sincere vs The Citadel (Sep 12, 2020)
Punts	4	SCHNEIDER, T vs The Citadel (Sep 12, 2020)
Punting Avg	34.2	SCHNEIDER, T vs The Citadel (Sep 12, 2020)
Long Punt	43	SCHNEIDER, T vs The Citadel (Sep 12, 2020)
Punts inside 20	3	SCHNEIDER, T vs The Citadel (Sep 12, 2020)
Long Kickoff Return	12	BRINKMAN, Mitch vs The Citadel (Sep 12, 2020)
Tackles	10	GRIER, Antonio vs The Citadel (Sep 12, 2020)
Sacks	1.0	GRIER, Antonio vs The Citadel (Sep 12, 2020)
Tackles For Loss	1.5	BOYLES, Dwayne vs The Citadel (Sep 12, 2020)
	1.5	SANDERS, B vs The Citadel (Sep 12, 2020)
Interceptions	1	LaPOINTE, Mekhi vs The Citadel (Sep 12, 2020)

The Automated ScoreBook
South Florida Game Superlatives (as of Sep 13, 2020)
All games

TEAM GAME HIGHS

Rushes	39	vs The Citadel (Sep 12, 2020)
Yards Rushing	302	vs The Citadel (Sep 12, 2020)
Yards Per Rush	7.7	vs The Citadel (Sep 12, 2020)
TD Rushes	2	vs The Citadel (Sep 12, 2020)
Pass attempts	25	vs The Citadel (Sep 12, 2020)
Pass completions	18	vs The Citadel (Sep 12, 2020)
Yards Passing	102	vs The Citadel (Sep 12, 2020)
Yards Per Pass	4.1	vs The Citadel (Sep 12, 2020)
TD Passes	1	vs The Citadel (Sep 12, 2020)
Total Plays	64	vs The Citadel (Sep 12, 2020)
Total Offense	404	vs The Citadel (Sep 12, 2020)
Yards Per Play	6.3	vs The Citadel (Sep 12, 2020)
Points	27	vs The Citadel (Sep 12, 2020)
Sacks By	1	vs The Citadel (Sep 12, 2020)
First Downs	20	vs The Citadel (Sep 12, 2020)
Penalties	5	vs The Citadel (Sep 12, 2020)
Penalty Yards	50	vs The Citadel (Sep 12, 2020)
Interceptions By	1	vs The Citadel (Sep 12, 2020)
Punts	4	vs The Citadel (Sep 12, 2020)
Punting Avg	34.2	vs The Citadel (Sep 12, 2020)
Long Punt	43	vs The Citadel (Sep 12, 2020)
Punts inside 20	3	vs The Citadel (Sep 12, 2020)

The Automated ScoreBook
 South Florida Game Superlatives (as of Sep 13, 2020)
 All games

OPPONENT INDIVIDUAL GAME HIGHS

Rushes	20	Brandon Rainey, vs The Citadel (Sep 12, 2020)
Yards Rushing	65	Brandon Rainey, vs The Citadel (Sep 12, 2020)
Long Rush	41	Raleigh Webb, vs The Citadel (Sep 12, 2020)
Pass attempts	18	Brandon Rainey, vs The Citadel (Sep 12, 2020)
Pass completions	4	Brandon Rainey, vs The Citadel (Sep 12, 2020)
Yards Passing	84	Brandon Rainey, vs The Citadel (Sep 12, 2020)
Long Pass	34	Brandon Rainey, vs The Citadel (Sep 12, 2020)
Receptions	2	Ryan McCarthy, vs The Citadel (Sep 12, 2020)
	2	Keefe White, vs The Citadel (Sep 12, 2020)
Yards Receiving	44	Ryan McCarthy, vs The Citadel (Sep 12, 2020)
Long Reception	34	Ryan McCarthy, vs The Citadel (Sep 12, 2020)
Field Goals	2	Colby Kintner, vs The Citadel (Sep 12, 2020)
Long Field Goal	45	Colby Kintner, vs The Citadel (Sep 12, 2020)
Punts	6	Matt Campbell, vs The Citadel (Sep 12, 2020)
Punting Avg	31.7	Matt Campbell, vs The Citadel (Sep 12, 2020)
Long Punt	46	Matt Campbell, vs The Citadel (Sep 12, 2020)
Punts inside 20	3	Matt Campbell, vs The Citadel (Sep 12, 2020)
Long Punt Return	2	Dominick Poole, vs The Citadel (Sep 12, 2020)
Long Kickoff Return	23	Jaylan Adams, vs The Citadel (Sep 12, 2020)
Tackles	12	Willie Eubanks, vs The Citadel (Sep 12, 2020)
Sacks	1.0	Willie Eubanks, vs The Citadel (Sep 12, 2020)
	1.0	Dewey Greene IV, vs The Citadel (Sep 12, 2020)
	1.0	Marquise Blount, vs The Citadel (Sep 12, 2020)
Tackles For Loss	3.0	Willie Eubanks, vs The Citadel (Sep 12, 2020)

The Automated ScoreBook
South Florida Game Superlatives (as of Sep 13, 2020)
All games

OPPONENT TEAM GAME HIGHS

Rushes	54	vs The Citadel (Sep 12, 2020)
Yards Rushing	200	vs The Citadel (Sep 12, 2020)
Yards Per Rush	3.7	vs The Citadel (Sep 12, 2020)
Pass attempts	18	vs The Citadel (Sep 12, 2020)
Pass completions	4	vs The Citadel (Sep 12, 2020)
Yards Passing	84	vs The Citadel (Sep 12, 2020)
Yards Per Pass	4.7	vs The Citadel (Sep 12, 2020)
Total Plays	72	vs The Citadel (Sep 12, 2020)
Total Offense	284	vs The Citadel (Sep 12, 2020)
Yards Per Play	3.9	vs The Citadel (Sep 12, 2020)
Points	6	vs The Citadel (Sep 12, 2020)
Sacks By	3	vs The Citadel (Sep 12, 2020)
First Downs	16	vs The Citadel (Sep 12, 2020)
Penalties	7	vs The Citadel (Sep 12, 2020)
Penalty Yards	63	vs The Citadel (Sep 12, 2020)
Turnovers	3	vs The Citadel (Sep 12, 2020)
Punts	6	vs The Citadel (Sep 12, 2020)
Punting Avg	31.7	vs The Citadel (Sep 12, 2020)
Long Punt	46	vs The Citadel (Sep 12, 2020)
Punts inside 20	3	vs The Citadel (Sep 12, 2020)
Long Punt Return	2	vs The Citadel (Sep 12, 2020)

The Automated ScoreBook
 South Florida Red-Zone Results (as of Sep 13, 2020)
 All games

South Florida Inside Opponent Red-Zone

Date	Opponent	Score	Times	Times	Total	Rush		Pass	FGs	Failed to score inside RZ						
			In RZ	Scored	Pts	TDs	TDs	TDs	Made	FGA	Down	Int	Fumb	Half	Game	
Sep 12, 2020	THE CITADEL	W 27-6	4	3	21	3	2	1	0	0	1	0	0	0	0	0
Totals			4	3	21	3	2	1	0	0	1	0	0	0	0	0

3 of 4 (75.0%)

Opponents Inside South Florida Red-Zone

Date	Opponent	Score	Times	Times	Total	Rush		Pass	FGs	Failed to score inside RZ						
			In RZ	Scored	Pts	TDs	TDs	TDs	Made	FGA	Down	Int	Fumb	Half	Game	
Sep 12, 2020	THE CITADEL	W 27-6	2	1	3	0	0	0	1	1	0	0	0	0	0	0
Totals			2	1	3	0	0	0	1	1	0	0	0	0	0	0

1 of 2 (50.0%)

The Automated ScoreBook
 South Florida By-Quarter Statistics (as of Sep 13, 2020)
 All games

3rd-Down Conversions

Date	Opponent	Score	Overall	1st Qtr	2nd Qtr	3rd Qtr	4th Qtr	Overtime
Sep 12, 2020	THE CITADEL	W 27-6	5-12 41.7	3-4 75.0	1-2 50.0	1-3 33.3	0-3 0.0	
	South Florida		5-12 41.7	3-4 75.0	1-2 50.0	1-3 33.3	0-3 0.0	0-0 0.0
	Opponents		8-18 44.4	3-4 75.0	3-7 42.9	1-4 25.0	1-3 33.3	0-0 0.0

4th-Down Conversions

Date	Opponent	Score	Overall	1st Qtr	2nd Qtr	3rd Qtr	4th Qtr	Overtime
Sep 12, 2020	THE CITADEL	W 27-6	0-2 0.0	0-1 0.0	0-0 0.0	0-0 0.0	0-1 0.0	
	South Florida		0-2 0.0	0-1 0.0	0-0 0.0	0-0 0.0	0-1 0.0	0-0 0.0
	Opponents		2-2 100.0	0-0 0.0	1-1 100.0	1-1 100.0	0-0 0.0	0-0 0.0

Time of Possession

Date	Opponent	Score	Overall	1st Qtr	2nd Qtr	3rd Qtr	4th Qtr	Overtime
Sep 12, 2020	THE CITADEL	W 27-6	27:43	7:02	5:29	6:41	8:31	
	South Florida	Total	27:43	7:02	5:29	6:41	8:31	0:00
		Avg.	27:43	7:02	5:29	6:41	8:31	0:00
	Opponents	Total	32:17	7:58	9:31	8:19	6:29	0:00
		Avg.	32:17	7:58	9:31	8:19	6:29	0:00