



# NOTRE DAME

## FOOTBALL

### GAME THREE

### #7/7 NOTRE DAME (2-0, 1-0 ACC) AT WAKE FOREST (0-2, 0-2 ACC)

#### THE COACHES

	Head Coach	At School	Overall	vs. Opponent
ND	Brian Kelly	94-37 (11th year)*	265-94-2 (30th year)*	5-0
WAKE	Dave Clawson	36-42 (Eighth year)	126-122 (21st year)	0-3

\*-Includes 20 regular-season wins and two postseason appearances vacated under discretionary NCAA penalty

#### BY THE NUMBERS

1	The Notre Dame Fighting Irish make history in 2020 by joining a conference for the first time in the 132-year tenure of the program. The Irish will play as a member of the Atlantic Coast Conference. The USF matchup marks the only non-conference game the Irish will play in the regular season.
3	Offensive coordinator <b>Tommy Rees</b> is one of just three Power 5 coordinators currently coaching under the same head coach for whom they played as a student-athlete. He joins Iowa offensive coordinator Brian Ferentz and North Carolina co-defensive coordinator Tommy Thigpen.
3	<b>QB Ian Book</b> became the first quarterback in Notre Dame history (modern era) to rush for three touchdowns in a half in the first vs. South Florida. It marked the second time in his career in which he has rushed for three touchdowns in a game. The last time he rushed for three touchdowns in a single game was against this week's opponent, Wake Forest, in 2018).
3	<b>CB Clarence Lewis</b> posted three pass breakups in the 52-0 shutout of South Florida, the highest total among ACC players in a single game that week. Overall, Lewis' three PBU this season, all coming against South Florida, give him the second-highest season total of passes defended in the ACC, ranking sixth in the conference in average passes defended per game.
4	With the 52-0 shutout of South Florida last week, <b>Brian Kelly</b> became the first Irish coach to post four or more shutouts in his Notre Dame career since Lou Holtz. The last Irish shutout took place in 2019 vs. Bowling Green (52-0), and Kelly's first shutout as the Notre Dame head coach came vs. Wake Forest in 2012 (38-0).*
4	Four graduate transfers -- <b>CB Nick McCloud</b> (North Carolina State), <b>S Isaiah Pryor</b> (Ohio State), <b>WR Ben Skowronek</b> (Northwestern) and <b>K/P Dawson Goepferich</b> (Brown) -- signed with the Irish this offseason who will play key roles on the field for Notre Dame.
8	The Irish boast a current win streak of eight games, the second-most among Power 5 programs.
8	Sophomore <b>LB Jack Kiser</b> made a statement in his first-career start against South Florida, leading the team in tackles (eight) in his first game action on defense and in his first-career start. Kiser's 2.0 tackles-for-loss led the team (tied), and he also posted a QB hurry. After not being listed on the depth chart leading up to the game, Kiser was called up to start at the BUCK position, and his efforts earned him the game ball. Pro Football Focus named Kiser their "Secret Superstar of the Week," giving him a 90.0 PFF grade in the first half.
20	Notre Dame has won 20-consecutive games at Notre Dame Stadium, which sets the modern-era record for longest home win streak. Clemson and Ohio State are the only other Power 5 programs that boast home streaks of 20 or more games.
27	Notre Dame has held 27-of-28 opponents during <b>Clark Lea's</b> tenure as defensive coordinator to 30 points or less. That includes includes ranked opponents LSU, Michigan, Stanford, Virginia Tech, Syracuse, Clemson, Georgia, Virginia and Navy.
30	Notre Dame's <b>Tommy Rees</b> (28) is one of just two offensive coordinators under age 30 among FBS teams (South Florida's Charlie Weis Jr., 27).
100	<b>RB C'Bo Flemister</b> reached the 100-yard rushing plateau for the first time in his career with a 127-yard performance vs. South Florida. It marked the third-consecutive game in which the Irish have boasted a 100-yard rusher, dating back to the 2019 Camping World Bowl.
361^	Career games coached by <b>Brian Kelly</b> , second among active NCAA coaches to Mack Brown (North Carolina).

#### GAME INFORMATION

	Saturday, September 26 Noon ET	Truist Field Winston-Salem, North Carolina Capacity 31,500 (FieldTurf)
	ABC (national)	Dave Pasch (play-by-play) Mike Golic (analyst) Paul Carcaterra (reporter)
	Notre Dame Radio Network SiriusXM (Channel 129) 96.1 FM, 101.5 FM & 960 AM (South Bend)	Paul Burmeister (play-by-play) Ryan Harris (analyst) Jack Nolan (reporter)

#### THE SERIES

Notre Dame leads the series 5-0-0

Last meeting: Notre Dame 56, Wake Forest 27 (September 22, 2018)

#### 2020 SCHEDULE (2-0)

Date	ND Rk	Opp Rk	Opponent	Location	TV	Time/Score
Sep. 12	10/10	--/RV	Duke	Notre Dame, IN	NBC	W, 27-13
Sep. 19	7/7	RV/RV	South Florida	Notre Dame, IN	USA	W, 52-0
Sep. 26	7/7		vs. Wake Forest	Winston-Salem, NC	ABC	Noon ET
Oct. 10			Florida State	Notre Dame, IN	NBC	7:30 p.m.
Oct. 17		24/RV	Louisville	Notre Dame, IN	NBC	2:30 p.m.
Oct. 24		21/RV	at Pitt	Pittsburgh, PA	TBA	TBA
Oct. 31		--/RV	at Georgia Tech	Atlanta, GA	TBA	TBA
Nov. 7		1/1	Clemson	Notre Dame, IN	NBC	7:30 p.m.
Nov. 14		RV/RV	at Boston College	Chestnut Hill, MA	TBA	TBA
Nov. 27		11/12	at North Carolina	Chapel Hill, NC	TBA	TBA
Dec. 5			Syracuse	Notre Dame, IN	NBC	TBA

Rankings: CFP/AP/Coaches (current for upcoming opponents, at time of game for past opponents) | All times Eastern

#### THE TRADITION

7	Heisman Trophy Winners -- Angelo Bertelli (1943), John Lujack (1947), Leon Hart (1948), John Lattner (1953), Paul Hornung (1956), John Huarte (1964), Tim Brown (1987)
11	Consensus National Championships: 1924, 1929, 1930, 1943, 1946, 1947, 1949, 1966, 1973, 1977, 1988
13	NFL Hall of Famers -- the most of any college football program
21	Different seasons Notre Dame has been selected as the National Champion by at least one poll listed in the NCAA official record book
22	Undefeated regular seasons
52	College Football Hall of Famers -- Raghib Ismail (1988-90) was a 2019 inductee
102	Consensus All-Americans -- most recent Julian Love (2018)
931^	All-time wins -- second in college football history.
.732^	All-time winning percentage -- the best in college football history.

**FOOTBALL STAFF GAME DAY LOCATIONS**

Coach	Position	Location
Brian Kelly	Head Coach	Sideline
Clark Lea	Def. Coordinator/Linebackers	Press Box
Tommy Rees	Off. Coordinator/Quarterbacks	Press Box
Mike Elston	Defensive Line	Sideline
Lance Taylor	Running Backs	Sideline
Jeff Quinn	Offensive Line	Sideline
Mike Mickens	Cornerbacks	Press Box
Terry Joseph	Def. Pass Game Coordinator/Safeties	Sideline
Brian Polian	Special Teams Coordinator	Sideline
Del Alexander	Wide Receivers	Sideline
John McNulty	Tight Ends	Press Box

*Note: Regular season locations; may be subject to change*

**FOOTBALL ATHLETIC COMMUNICATIONS STAFF**

Assistant Athletics Director/ Football Communications Primary Football	Katy Lonergan	klonerg2@nd.edu o - 574-631-3982 c- 785-764-9941
Assistant Athletics Communications Director Secondary Football	Claire Kramer	ckramer@nd.edu c - 913-952-6454
Assistant Athletics Communications Director Tertiary Football	Matt Paras	mparas1@nd.edu c - 401-215-5656



**Katy Lonergan**



**Claire Kramer**



**Matt Paras**

**BRIAN KELLY WEEKLY AVAILABILITY**

Monday	Weekly press conference	Noon ET Zoom Video/Transcript available on und.com
Thursday	Late Week Game Preview	Noon ET Zoom Video/Transcript available on und.com
Saturday	Post game press conference	Zoom Video/ASAP Transcript available on und.com

**STUDENT-ATHLETE WEEKLY AVAILABILITY**

Tuesday	Post Practice Interviews	Approximately 7 p.m.ET Zoom Video/Transcript available on und.com
Saturday	Post Game Interviews	Zoom Video/Transcript available on und.com

**MEDIA INFORMATION**

**GAME CREDENTIALS**

- All requests for working press and broadcast credentials for Notre Dame's 2020 home football games must be made through the online credential form at [UND.com/credentials](http://UND.com/credentials). Due to University/ACC health and safety guidelines, no photographers or videographers will be credentialed to Notre Dame Football games during the 2020 season. If you have any questions with the application, please email Aaron Horvath at [Ahorvat3@nd.edu](mailto:Ahorvat3@nd.edu).

**CREDENTIAL DISTRIBUTION**

- Media credentials will neither be mailed nor will be available for early pickup. Credentials will ONLY be distributed on game day at the Hammes Auditorium (the Joyce Center's basketball interview room, located between Gates 1 and 2). A government-issued ID is required for pickup and each individual must claim only his/her own pass.

**PARKING**

- Parking passes will be electronic for the 2020 season. All media members attending this season will have a parking pass for an assigned lot near the stadium.

**BRIAN KELLY AVAILABILITY**

- Dick Corbett Head Football Coach Brian Kelly will conduct a weekly press conference at noon ET each Monday via zoom. The 30-minute weekly conference will serve as a recap to the previous game and also previews the upcoming game. He will also address the media for a 15-minute update each Thursday at Noon via zoom. To obtain the links, media members should contact assistant athletic director, football communications Katy Lonergan at [klonerg2@nd.edu](mailto:klonerg2@nd.edu).

**STUDENT-ATHLETE INTERVIEWS**

- Interviews with student-athletes will occur on Tuesdays after practice during each game week via zoom. Interview requests for student-athletes must be submitted to Katy Lonergan and Claire Kramer by Noon ET the Sunday before the proposed interview. Media are not permitted to directly contact student-athletes or coaches to arrange interviews.

**POST-GAME INTERVIEWS**

- Post-game interviews for both head coaches and Notre Dame players will be held over zoom. Requests for student-athlete interviews should be submitted by the eight-minute mark of the fourth quarter to Aaron Horvath, located in the press box or available by email at [Ahorvat3@nd.edu](mailto:Ahorvat3@nd.edu). Transcripts from both head coaches' pressers will be available approximately 60 minutes following the conclusion of their post-game comments.

**STATISTICAL SERVICES**

- All media members will be provided with access to game notes via [UND.com](http://UND.com). At the quarter breaks and halftime, quickie stats and drive charts will be distributed via email. Following the game, a complete post-game statistics package will be distributed via email and will contain a scoring summary, final team statistics, final individual statistics, complete play-by-play, drive charts for both halves, halftime statistics, defensive statistics, substitution chart, post-game quotes from both head coaches and players and post-game notes. Live in-game statistics will be available via StatBroadcast.
- Following each Notre Dame home game, the athletic communications office will be happy to email whatever information media members need to their respective agencies. Please ask any member of the athletic communications staff for assistance on this matter.

**COLLEGEPRESSBOX.COM**

- CollegePressBox.com has Notre Dame contact information, weekly team and opponent game notes, stats, depth charts and complete final game books along with complete media guide, spring guide, a complete listing of beat reporters, radio broadcasters, television stations and much, much more. Log on with username and password obtained through Katy Lonergan or the Football Writers Association of America.

**UND.COM/PRESSBOX**

- All Notre Dame football information is available on the official athletics department website of the University of Notre Dame, [UND.com](http://UND.com). Game notes, depth chart, biographies of players and coaches, transcripts of press conferences, video archives of interview sessions, special features and more can all be found at [UND.com](http://UND.com).





**2020 CAPTAINS**

- Dick Corbett Head Football Coach Brian Kelly announced five team captains for Notre Dame’s 2020 football campaign this fall. They include returning 2019 captains QB Ian Book and OL Robert Hainsey, as well as first-time captains S Shaun Crawford, DL Daelin Hayes and DL Adetokunbo Ogundeji.
- Book and Hainsey earn the role as rare two-time captains, just the 23rd and 24th Notre Dame players in the program’s 131-season history to ever serve multiple seasons as a team captain. More than 200 players have served in the captain role for Irish Football.

**HOME FIELD WIN STREAK**

- Notre Dame has won 20-straight games at home dating back to Sept. 30, 2017, starting with a victory over Miami (Ohio) and extending to the 2020 season-opening win over Duke.
- It sets the modern-era record for longest home winning streak for the Irish (28-straight from 1942-50). With the 52-0 shutout of South Florida, the Irish topped the previous modern streak of 19-straight from 1987-90. Clemson and Ohio State are the only other Power 5 programs that boast home streaks of 20 or more games:

School (*Power 5)	Home Winning Streak
Clemson*	24
Ohio State*	21
<b>NOTRE DAME*</b>	<b>20</b>
UCF	20
UAB	18
Oklahoma*	17

- The Irish completed an undefeated home slate for the second-consecutive season in 2019. Notre Dame had not achieved back-to-back undefeated home seasons since 1988-89.
- Notre Dame completed an undefeated season at Notre Dame Stadium in 2019 for the third time in five seasons (2015, 6-0 and 2018, 6-0) after finishing 7-0 following a 40-7 win over Boston College. From 1990-2011, only the 1998 campaign (6-0) saw a perfect Notre Dame home slate.

**2020 VISION**

**WELCOME TO THE CLUB**

- For the first time in the 132-year history of the Notre Dame Football Program, the Fighting Irish are playing the 2020 football season as members of the Atlantic Coast Conference (131 years were spent as an independent. The 132nd season is the first in the ACC). Each ACC squad will play 10 conference games, in addition to one non-conference matchup, to complete a modified 11-game schedule. The two squads with the best records will face off in the ACC Championship in December.
- In the ACC Preseason Order of Finish, the Irish were ranked second behind Clemson, who enters the season as the top-ranked team in the nation.
- In a partnership that began in 2014, Notre Dame and the ACC agreed to schedule the Irish to play, on average, five ACC opponents each sesason. Originally scheduled through the 2025 season, the games have now been scheduled through the 2037 campaign.
- Notre Dame is 24-7 (.774) against ACC opponents since the scheduling agreement began during the 2014 season, and including 2020 play as a conference member (See page 9 for complete list of games played under this agreement).

**TAKING CARE OF BUSINESS**

- Notre Dame has been ranked in the Top 25 for 48-consecutive weeks, the longest such streak for the Irish since the 1994 season (124 weeks).

Notre Dame - Consecutive Weeks Appearing in the AP Poll	Seasons
124	1987-1994
97	1969-1975
75	1942-1950
<b>48</b>	<b>2017-2020</b>
46	1952-1956
41	1964-1967

- The 48-week streak currently ranks fifth among all FBS active streaks (excludes conference teams who have not yet begun the season).

Team	Weeks	Seasons
Alabama	199	2008-20
Clemson	88	2014-20
Oklahoma	63	2016-20
Georgia	52	2017-20
<b>NOTRE DAME</b>	<b>48</b>	<b>2017-20</b>
LSU	41	2017-20
Florida	31	2018-20
Auburn	20	2019-20
Cincinnati	14	2019-20

**THE LAST TIME...**

- **September 22, 2018 - Notre Dame 56, Wake Forest 27:** In its first road test of the 2018 season, the eighth-ranked Notre Dame football team had its most productive offensive game of the season en route to a 56-27 win over Wake Forest (2-2) Saturday afternoon at BB&T Field.
- **QB Ian Book** made his first start of the season, and he led the Irish to 566 yards of total offense against the Demon Deacons. Book was 25-34 through the air for 325 yards and two TDs. The junior also recorded the first three rushing touchdowns of his career. The only other time he has recorded three rushing touchdowns in a game was last week in the 52-0 win over South Florida.
- The Irish tallied 241 yards on 40 carries and had six rushing touchdowns total. The 56 points for the Irish were a season-high and the most since scoring 62 against UMass in 2015.

**SERIES HISTORY**

**WAKE FOREST (5-0-0)**

H: 3-0-0; A: 2-0-0; N: 0-0-0

Away	2011	W	24	17	
Home	2012	3-	W	38	0
Home	2015	6-	W	28	7
Home	2017	3-	W	48	37
Away	2018	8-	W	56	27

**BOOK CLUB IN SESSION**

- Graduate student quarterback **Ian Book** returns as the starter in 2020, marking the first time the Irish enter a season with a quarterback boasting at least two seasons of majority of games started (23 of 26 games from 2018-19) since Jimmy Clausen in 2009 (22 of 25 games from 2007-08).
- Book recorded three rushing touchdowns in the first half against South Florida - the second time in his career in which he has rushed for three touchdowns in a game (Wake Forest - 2018). He became the first quarterback in Notre Dame history (modern era) to rush for three touchdowns in a half.
- In the 52-0 win over South Florida, Book completed 12-of-19 passes for 144 yards, also managing an offense that scored five rushing touchdowns, traveled 430 yards, posted zero turnovers and only punted twice.
- In the season opener vs. Duke, Book completed 19-of-31 passes, including a 75-yard long, for 236 yards and a touchdown. He also rushed for 12 yards. Book quarterbacked the Irish offense to five scoring drives, the first of which went 96 yards in 12 plays, to take the lead in the second quarter. It was the longest drive by the Irish since a 97-yard drive in the 30-27 home win over Southern Cal in 2019. Notre Dame also added an 83-yard touchdown drive later in the game.
- In all, the Irish offense outrushed (178-75), outpassed (263-259) and outgained (441-334) the Blue Devils, and were 3-4 in the redzone.
- Book became the first Notre Dame quarterback with 2,500 passing yards, 500 rushing yards and 30 touchdown passes in a season with his 2019 regular-season performance. Jalen Hurts was the only other collegiate student-athlete to hit these marks in the 2019 regular season, while Trevor Lawrence and Sam Ehlinger joined the group, but not until the postseason. Since 2017, only Book, Hurts, Kyler Murray, JT Barrett and D'Eriq King have hit these marks in the regular season.
- In 2019, Book was named Notre Dame Offensive Player of the Year and earned spots on the Davey O'Brien Award Great 8 List three times and as the Manning Star of the Week twice. He finished the season 240-for-399 with 3,034 yards and 34 touchdowns, throwing just six interceptions. He also ran 112 times for 546 yards and four touchdowns.
- Just five players in the FBS were responsible for more points than Book's 222 in the 2019 regular season.

Player	School	Points Responsible For
Joe Burrow	Louisiana State	308
Jalen Hurts	Oklahoma	308
Justin Fields	Ohio State	300
Anthony Gordon	Washington State	272
Trevor Lawrence	Clemson	246
<b>IAN BOOK</b>	<b>NOTRE DAME</b>	<b>222 (33 passing TDs, 4 rushing TDs)</b>



**HEADED FOR THE RECORD BOOKS**

- Book currently stands at 58 career passing touchdowns after passing current associate athletic director for football Ron Powlus (52 career TD passes) with his four scoring tosses at Stanford in 2019.
- With his performance vs. South Florida, Book passed Steve Beuerlein (6,527) to move into fifth all-time in career passing yards (6,530). He also took sole possession of sixth overall in consecutive games completing a pass (29) in Notre Dame records, also passing Steve Beuerlein (28).
- Book's nine rushing yards vs. South Florida pushed him over the edge to overtake Tom Clements (1,070 career rushing yards) in Irish QB career rushing yards records with 1,075 (third all-time).
- Book moved into third all-time in Notre Dame career total offense yards (7,551) against South Florida. He passed current associate athletic director for football Ron Powlus (7,479) and offensive coordinator Tommy Rees (7,543) in that category.

2020 BOOK RECORD WATCH			
Record	Player	No. (Standing)	Leaders
300-Yard Passing Games (Career)	Ian Book (2016-)	6 (Fourth)	11 - Brady Quinn, 2003-06 10 - Jimmy Clausen, 2007-09 7 - Tommy Rees, 2010-13
Touchdown Passes (Career)	Ian Book (2016-)	58 (Fourth)	95 - Brady Quinn, 2003-06 61 - Tommy Rees, 2010-13 60 - Jimmy Clausen, 2007-09
Pass Completions (Career)	Ian Book (2016-)	531 (Fifth)	929 - Brady Quinn (2003-06) 695 - Jimmy Clausen (2007-09) 627 - Tommy Rees (2010-13) 558 - Ron Powlus (1994-97)
Passing Yards (Career)	Ian Book (2016-)	6,530 (Fifth)	11,762 - Brady Quinn, 2003-06 8,148 - Jimmy Clausen, 2007-09 7,670 - Tommy Rees, 2010-13 7,602 - Ron Powlus, 1994-97
Consecutive Games Completing a Pass (Career)	Ian Book (2016-)	29 (Sixth) - all 4 played in 2017, all 10 played in 2018, all 13 in 2019, 2 in 2020	49 - Brady Quinn (12, 2003; 12, 2004; 12, 2005; 13, 2006) 43 - Ron Powlus (11, 1994; 10, 1995; 11, 1996; 11, 1997) 34 - Rick Mirer (11, 1990; 12, 1991; 11, 1992) 34 - Tom Clements (all 11 of 1972, all 11 of 1973 and all 12 of 1974) 34 - Ralph Guglielmi (4, 1951; 10, 1952; 10, 1953; 10, 1954)
QB Rushing Yards (Career)	Ian Book (2016-)	1,075 (Third)	1,921 - Tony Rice (1987-89) 1,155 - Brandon Wimbush (2015-18)
Winning Percentage as a Starting QB	Ian Book (2016-)	.880 (Third) - 22-3	.932 - John Lujack, 1943, 1946-47 (20-1-1) .903 - Tony Rice, 1987-89 (28-3-0)
Total Offense Yards (Career)	Ian Book (2016-)	7,551 (Third)	11,944 - Brady Quinn, 2003-06 7,793 - Jimmy Clausen, 2007-09
Points Responsible For (Career)	Ian Book (2016-)	414 (Second) - 11 rush TDs, 58 pass TDs	606 - Brady Quinn, 2003-06 (6 rush TDs, 95 pass TDs)

**AND THE BASE KEEP RUNNIN’**

**WHEN THERE’S A WILL[IAMS]**

- RB **Kyren Williams** exploded onto the scene in his first-career start vs. Duke, leading all FBS players in all-purpose yards (205) after rushing for 112 yards and tacking on 93 more in the air. His performance marked the first time an Irish player has reached the 90-yard plateau in both rushing and receiving in a single game since at least 1996.
- In the season-opener vs. Duke, the sophomore back averaged 5.9 yards-per-carry (12 carries) and rushed for two touchdowns, also accounting for two receptions that resulted in 91 yards-after-catch.
- Williams punched it in from the one-yard line for his first-career touchdown in the second quarter vs. Duke. Later in the second quarter, Williams ripped off a career-high 75-yard reception on a screen pass to bring the Irish in the red zone.
- Williams scored his second touchdown of the game after a career-long 26-yard rush in the third quarter. He is the first Irish player to record two or more rushing touchdowns since Tony Jones Jr. had three against Virginia in 2019.
- Williams was awarded the game ball vs. Duke.

**SEEYA, C’BO**

- RB **C’Bo Flemister** posted a career game vs. South Florida, rushing for a career-high 127 yards (13 carries) to go along with a rushing touchdown. His 31-yard run in the fourth quarter was the longest rush of his career, and his performance marked the first time he has broken the 100-rushing-yard plateau in his career.
- His 100-yard performance marked the third-consecutive game in which the Irish have boasted a 100-yard rusher, dating back to the 2019 Camping World Bowl.



**POISED TO ATTACK**

- Notre Dame marked the 12th time the Irish scored at least 50 points in head coach Brian Kelly’s (12-0) 11-year tenure in the 52-0 win over South Florida. The 11 years prior to Kelly’s arrival, Notre Dame hit the 50-point plateau once.
- The Irish held a 35-0 margin at halftime vs. South Florida, the largest halftime lead since last season’s 52-0 win against Bowling Green (also 35-0).
- Notre Dame rushed for six touchdowns against the Bulls, the most in a game since 2018 (six versus Wake Forest) and the most in a single game this season among ACC teams.
- QB **Ian Book** recorded three rushing touchdowns in the first half against South Florida - the second time in his career in which he has rushed for three touchdowns in a game (Wake Forest - 2018). He became the first quarterback in Notre Dame history (modern era) to rush for three touchdowns in a half.

- In addition to allowing zero sacks in the victory over South Florida, the offensive line paved the way for Notre Dame’s 281 rushing yards, the most by any ACC team that week. Only one ACC team has posted more rushing yards in a single game previously this season.
- The 6.2 yards-per-rush by Notre Dame vs. South Florida rank as the most that week and second-most in a single game this season. Notre Dame posted 16 rushing first downs, the most in a single game this season by any ACC team.
- The Irish converted both fourth-down attempts vs. South Florida and are a perfect 4-4 in season fourth-down attempts.
- In the season opener vs. Duke, the Irish offense outrushed (178-75), outpassed (263-259) and outgained (441-334) the Blue Devils, and were 3-4 in the redzone.
- Book quarterbacked the Irish offense to five scoring drives, the first of which went 96 yards in 12 plays, to take the lead in the second quarter. It was the longest drive by the Irish since a 97-yard drive in the 30-27 home win over Southern Cal in 2019. Notre Dame also added an 83-yard touchdown drive later in the game.
- With the performance in the season opener, the Irish ranked first in the ACC (and 11th among all FBS teams) in tackles for loss allowed. Notre Dame succumbed to just five TFL.
- Losing zero fumbles in the matchup with Duke, Notre Dame is among 22 FBS teams to not mark a lost fumble in 2020.
- Thanks to RB Kyren Williams’ 112 rushing yards supplemented by the running back corps (including RBs Chris Tyree, Jahmir Smith and Jafar Armstrong), the Irish rank third in the ACC in rushing offense (178 yards).
- The Irish took home Pro Football Focus’ Offensive Line of the Week award after the season-opener vs. Duke, producing the highest-combined pass-block grade of any offensive line that week.
- The Irish return five starters to the offensive line (Eichenberg, Banks, Patterson, Kraemer and Hainsey), as Hainsey and Kraemer were sidelined for some game action in 2019 due to injury. As a whole, Notre Dame’s offense returned seven starters, only losing four.

**MR. INDIANA**

- Sophomore LB **Jack Kiser** made a statement in his first-career start against South Florida, leading the team in tackles (eight) in his first game action on defense and in his first-career start. Kiser’s 2.0 tackles-for-loss led the team (tied), and he also posted a QB hurry.
- Ater not being listed on the depth chart leading up to the game, Kiser was called up to start at the BUCK position, and his efforts earned him the game ball.
- Pro Football Focus named Kiser their “Secret Superstar of the Week,” giving him a 90.0 PFF grade in the first half.
- Kiser, a native Hoosier, hails from Royal Center, and was named 2018 Indiana Mr. Football.



**DEFEND THE GRIDIRON**

- After the first two games, Notre Dame leads the nation in overall fumbles recovered with four on the season, after taking control of two fumbles vs. Duke and retaining two vs. South Florida.
- The Irish sit at a +1.5 turnover margin, the second-best in the ACC and seventh-best in the FBS. S Shaun Crawford and DL Ade Ogundeji were responsible for two defensive fumble recoveries, as LB Jeremiah Owusu-Koramoah forced one loose.
- Notre Dame has the third-best pass defense and pass defense efficiency in the ACC, allowing 32 completions on 66 attempts (97.4 efficiency), while also boasting the fourth-best rushing defense in the ACC (90.5-yard average).
- In total, Notre Dame boasts a 20 percent opponent third-down conversion rate on the season, tied for the best mark in the ACC. The Irish defense held South Florida to just two successful third down conversions of 15 total attempts.
- Notre Dame marked the second shutout in as many seasons with a 52-0 victory over RV South Florida in Week Two. The Irish allowed the Bulls in the red zone just one time on the day, and the attempt was unsuccessful for South Florida. In all, the Bulls were held to 11 first downs, including just one first down in the first half.
- By allowing just 13 points vs. Duke and zero vs. South Florida, the Irish defense ranks fourth in the ACC and ninth among FBS teams in scoring defense. In 2019, the Notre Dame defense ranked No. 12 among FBS teams in scoring defense, allowing just 17.9 points per game (26 touchdowns and 17 field goals).

**FOLLOW HIS LEA-D**

- Notre Dame has held 27-of-28 opponents during Clark Lea’s tenure as defensive coordinator to 30 points or less. That includes includes ranked opponents LSU, Michigan, Stanford, Virginia Tech, Syracuse, Clemson, Georgia, Virginia and Navy.



**SATURDAY SPECIALISTS**

- True freshman DL Jordan Botelho recovered a blocked South Florida punt for a touchdown in the 52-0 shutout win, marking the only punt return TD in the ACC this week and just the second this season. DL Osita Ekwonu was responsible for the block. It was the first blocked punt returned for a touchdown by the Irish since 2015 against Southern Cal.
- Botelho was the only player in the FBS that week to post a punt return touchdown. He now ranks tied for first among all FBS players in punt return touchdowns, of which there have been just five this season.
- Botelho also provided notable pressure on another South Florida punt, forcing a rushed punt that traveled just one yard and gave the Irish possession at the South Florida 25-yard line.
- P Jay Bramblett made his mark vs. Duke, bombing six punts in the season-opener, including punts of 53, 52 and 45 yards. His play of the day came in the second quarter on a fake punt play, when he rushed for 14 yards, cutting to get the Irish the first down and keeping Notre Dame’s drive alive to end in a touchdown. On the day, Bramblett marked a 43.8-yard average punt.

- In his debut for the Irish, RB Chris Tyree served in the KOR slot, returning four kicks for 90 yards, including a 38-yard long.
- K/P Jonathan Doerer is 3-4 on field-goal attempts through the season, connecting on all nine PAT attempts.
- K/P Dawson Goepferich scored his first points for the Irish on a PAT vs. South Florida.
- In 2019, Doerer compiled a 85.0 FG-make percentage (17-20), the fifth-best by an Irish kicker in a single season since 1996. In 2019, Doerer was perfect on PAT attempts (54-of-54), totaling 93 points between field goals and points after.
- In 2019, Doerer scored 108 points for the Irish, the most in a single season by any Notre Dame kicker. He topped Kyle Brindza’s 2013 mark of 98 with his performance in the Camping World Bowl vs. Iowa State, in which Doerer netted 15 points on four field goals and three PATs.
- In 2019, Doerer inscribed his name in Notre Dame record books vs. Southern Cal, becoming the first Irish kicker since Dave Reeve (1977) to make three field goals of 40 or more yards in a single game. Doerer made a career-long 52-yard field goal on the opening drive of the second half vs. Southern Cal, also making a 45-yard field goal with 15 seconds remaining in the first half. Doerer added a 43-yard field goal in the fourth quarter. All three surpassed his previous career-long (36 yards).

**INDIVIDUAL NOTABLES**

- Freshman RB Chris Tyree scored his first-career touchdown vs. South Florida. He later would set a career mark for longest rush after scampering 31 yards in the second quarter. Tyree has also served two games in the kickoff return job for the Irish.
- Freshman TE Michael Mayer made his first-career start vs. South Florida. He previously notched his first-career reception in the second quarter vs. Duke, hauling in a 17-yard reception from Ian Book for a first down.
- S Houston Griffith and CB Clarence Lewis made their first-career starts vs. South Florida. Both finished the game with five solo tackles including 1.0 for loss each, and Lewis tacked on three pass breakups.
- In the win over South Florida, freshman QB Drew Pyne completed his first-career pass to fellow freshman TE Kevin Bauman. It was Bauman’s first-career reception.
- Freshman DL Alexander Ehrensberger notched his first-career sack in the third quarter vs. South Florida, while sophomore LB JD Bertrand posted his first-career tackle.
- S Kyle Hamilton accounted for four tackles and a PBU on the opening drive for Duke. His QB hurry came in the second quarter, which forced an incomplete pass on a Duke third-and-seven. On the day, he marked seven tackles, the second-most for the Irish.
- Sophomore DL Isaiah Foskey tallied his first-career sack vs. Duke to force the Blue Devils into a field goal. The sophomore made noise in a reserve role against Duke, responsible for the sack (loss of 10 yards) and a QB hurry earlier in the game at the 11-yard line also forced a Duke field goal. Foskey broke up a pass on the next drive to help lead to a punt. His final TFL came in the fourth quarter, when he combined with DL Jacob Lacey to bring down Duke’s Deon Jackson on second-and-13, setting up a Duke punt.
- Junior WR Joe Wilkins Jr. hauled in a five-yard pass from Ian Book for his first-career reception in the final minute of the second quarter vs. Duke.
- Senior LB Jeremiah Owusu-Koramoah forced the first turnover of the season after breaking the ball loose from Duke’s Jalon Calhoun in the third quarter. Graduate student S Shaun Crawford recovered the fumble for the Irish, which set Notre Dame up at their own 41 for a touchdown drive. Owusu-Koramoah led the Irish in tackles (nine) and got to Duke QB Chase Brice for the third Irish sack of the day in the fourth quarter, pinning him for a loss of six yards on what would be Duke’s final drive of the game.
- Junior CB TaRiq Bracy was named to the Pro Football Focus Team of the Week for his play against Duke. According to PFF, Bracy forced a contested target and incompletions on two of three targets, and did not allow any yards.



## NOTRE DAME ACC SCHEDULING AGREEMENT

- In a partnership that began in 2014, the University of Notre Dame and the Atlantic Coast Conference agreed to schedule the Irish to play, on average, five ACC opponents each season. Originally scheduled through the 2025 season, the games have now been scheduled through the 2037 campaign.
- Notre Dame is 24-7 (.774) against ACC opponents since the scheduling agreement began during the 2014 season:

Year	Opponent	H/A/N	W/L	Score
2014	Syracuse	N	W	31-15
2014	North Carolina	H	W	50-43
2014	Florida State	A	L	27-31
2014	Louisville	H	L	28-31
2015	Virginia	A	W	34-27
2015	Georgia Tech	H	W	30-22
2015	Clemson	A	L	22-24
2015	Pittsburgh	A	W	42-30
2015	Wake Forest	H	W	28-7
2015	Boston College	N	W	16-13
2016	Duke	H	L	35-38
2016	Syracuse	N	W	50-33
2016	NC State	A	L	3-10
2016	Miami	H	W	30-27
2016	Virginia Tech	H	L	31-34
2017	Boston College	A	W	49-20
2017	North Carolina	A	W	33-10
2017	NC State	H	W	35-14
2017	Wake Forest	H	W	48-37
2017	Miami	A	L	8-41
2018	Wake Forest	A	W	56-27
2018	Virginia Tech	A	W	45-23
2018	Pittsburgh	H	W	19-14
2018	Florida State	H	W	42-13
2018	Syracuse	N	W	36-3
2019	Louisville	A	W	35-17
2019	Virginia	H	W	35-20
2019	Virginia Tech	H	W	21-20
2019	Duke	A	W	38-7
2019	Boston College	H	W	40-7
2020~	Duke	H	W	27-13

- In 2020, the Irish are 1-0 in ACC play, beginning with the season-opening victory over Duke.
- In 2019, the Irish went undefeated against the ACC, beating Louisville, Virginia, Virginia Tech, Duke and Boston College as part of the scheduling agreement.
- The Irish improved to 15-1 in regular-season games against Atlantic Coast Conference opponents over the last four seasons (2017-20).
- There have been, and in the future there will be, seasons when the Irish face just four ACC opponents but will eventually even out the agreement by facing six ACC teams in another year (this occurred in 2014 and 2015 and is set to occur in 2021-22 and 2022-23).

## NOTRE DAME ACC FUTURE SCHEDULES

Year	Opponent	H/A/N	Year	Opponent	H/A/N
2020~	Wake Forest	A	2029	Florida State	A
2020~	Florida State	H	2029	Georgia Tech	H
2020~	Louisville	H	2029	NC State	A
2020~	Pittsburgh	A	2029	Syracuse	A
2020~	Georgia Tech	A	2029	Wake Forest	H
2020~	Clemson	H	2030	Boston College	A
2020~	Boston College	A	2030	Duke	H
2020~	North Carolina	A	2030	Florida State	H
2020~	Syracuse	H	2030	Louisville	A
2021	*Florida State	A	2030	North Carolina	H
2021	Virginia Tech	A	2031	*Clemson	A
2021	North Carolina	H	2031	Miami	H
2021	Virginia	H	2031	North Carolina	A
2021	Georgia Tech	H	2031	NC State	H
2022	North Carolina	A	2031	Virginia	A
2022	Syracuse	A	2032	Florida State	H
2022	Boston College	H	2032	Georgia Tech	A
2022	Clemson	H	2032	Louisville	H
2023	NC State	A	2032	Miami	A
2023	Duke	A	2032	Wake Forest	H
2023	Louisville	A	2033	Boston College	A
2023	Wake Forest	H	2033	Duke	A
2023	Clemson	A	2033	Louisville	A
2023	Pittsburgh	H	2033	Pittsburgh	H
2024	Miami	H	2033	Virginia Tech	H
2024	Georgia Tech	A	2034	Clemson	H
2024	Florida State	H	2034	Miami	A
2024	Virginia	H	2034	Pittsburgh	A
2025	Miami	A	2034	Syracuse	H
2025	NC State	H	2034	Virginia	H
2025	Boston College	A	2035	Boston College	H
2025	Pittsburgh	A	2035	Duke	H
2025	Syracuse	H	2035	Louisville	A
2026	Florida State	A	2035	NC State	A
2026	Louisville	H	2035	Virginia	A
2026	North Carolina	A	2036	Florida State	H
2026	Syracuse	H	2036	Georgia Tech	A
2026	Virginia	H	2036	North Carolina	A
2027	Clemson	A	2036	Pittsburgh	H
2027	Duke	A	2036	*Virginia Tech	A
2027	Georgia Tech	H	2037	Clemson	A
2027	Virginia Tech	H	2037	Miami	H
2027	Wake Forest	A	2037	NC State	H
2028	Boston College	H	2037	Syracuse	A
2028	Clemson	H	2037	Wake Forest	A
2028	Miami	H			
2028	Pittsburgh	A			
2028	Virginia Tech	A			

\* - Labor Day Monday

~ - Irish received new schedule as part of 2020 ACC membership

IRISH VS. THE ATLANTIC COAST CONFERENCE																	
Team	Home				Away				Neutral				Overall				
	W	L	T	%	W	L	T	%	W	L	T	%	W	L	T	%	
Boston College	8	5	0	0.615	5*	4	0	0.556	3	0	0	1.000	16*	9	0	0.640	
Clemson	0	1	0	0.000	1	1	0	0.500	0	0	0	0.000	1	2	0	0.333	
Duke	4	1	0	0.800	1	1	0	0.500	0	0	0	0.000	5	2	0	0.714	
Florida State	2	2	0	0.500	1	1	0	0.500	0	3	0	0.000	3	6	0	0.333	
Georgia Tech	16	3	0	0.842	12	2	1	0.833	0	1	0	0.000	28	6	1	0.814	
Louisville	0	1	0	0.000	1	0	0	0.000	0	0	0	0.000	1	1	0	0.500	
Miami (Fla.)	9	1	0	0.900	6	7	1	0.464	2	0	0	1.000	17*	8	1	0.673	
North Carolina	12	0	0	1.000	5	2	0	0.714	1	0	0	1.000	18	2	0	0.900	
NC State	1	0	0	1.000	0	1	0	0.000	0	1	0	0.000	1	2	0	0.333	
Pittsburgh	21	10	0	0.667	27	11	1	0.705	0	0	0	0.000	48*	21	1	0.693	
Syracuse	2	1	0	0.667	1	1	0	0.500	3	1	0	0.750	6	3	0	0.667	
Virginia	1	0	0	1.000	1	0	0	1.000	1	0	0	1.000	3	0	0	1.000	
Virginia Tech	1	1	0	0.500	1	0	0	1.000	0	0	0	0.000	2	1	0	0.667	
<b>Wake Forest</b>	<b>2*</b>	<b>0</b>	<b>0</b>	<b>1.000</b>	<b>2</b>	<b>0</b>	<b>0</b>	<b>1.000</b>	<b>0</b>	<b>0</b>	<b>0</b>	<b>0.000</b>	<b>4</b>	<b>0</b>	<b>0</b>	<b>1.000</b>	
TOTAL	79	26	0	0.752	64*	31	3	0.668	11	6	0	0.647	153	63	3	0.705	

\* - Includes 20 regular-season wins and two postseason appearances vacated under discretionary NCAA penalty.

2020 NOTRE DAME OPPONENT UPDATE					
Rk	Team	Record	Last Week	This Week	Next Week
		0-2 0-2 in ACC	L, 6-26 vs. Boston College	at Virginia, 4 p.m. ET	vs. Virginia Tech TBD
		1-1 0-0 in AAC	L, 0-52 at Notre Dame	at FAU 6 p.m. ET	at Cincinnati TBD
		0-2 0-2 in ACC	L, 42-45 at NC State	vs. Notre Dame Noon ET	Open
		0-1 0-1 in ACC	Open	at Miami 7:30 p.m. ET	vs. Jacksonville State, TBD
24/RV		1-1 0-1 in ACC	L, 34-47 vs. Miami	at Pitt Noon ET	Open
21/RV		2-0 1-0 in ACC	W, 21-10 vs. Syracuse	vs. Louisville Noon ET	vs. NC State TBD
-/RV		1-1 1-0 in ACC	L, 49-21 vs. UCF	at Syracuse Noon ET	Open
1/1		2-0 1-0 in ACC	W, 49-0 vs. The Citadel	Open	vs. Virginia TBD
RV/RV		1-0 1-0 in ACC	W, 26-6 at Duke	vs. Texas State 6 p.m. ET	vs. North Carolina, TBD
11/12		1-0 1-0 in ACC	Cancelled vs. Charlotte	Open	at Boston College, TBD
		0-2 0-2 in ACC	L, 10-21 at Pitt	vs. Georgia Tech Noon ET	Open

2020 ACC STANDINGS			
Team	ACC Record	Overall Record	Streak
Clemson	1-0	2-0	W2
Miami	1-0	2-0	W2
<b>NOTRE DAME</b>	<b>1-0</b>	<b>2-0</b>	<b>W2</b>
Pitt	1-0	2-0	W2
Boston College	1-0	1-0	W1
NC State	1-0	1-0	W1
North Carolina	1-0	1-0	W1
Georgia Tech	1-0	1-1	L1
Virginia	0-0	0-0	---
Virginia Tech	0-0	0-0	---
Louisville	0-1	1-1	L1
Florida State	0-1	0-1	L1
Duke	0-2	0-2	L2
Syracuse	0-2	0-2	L2
Wake Forest	0-2	0-2	L2

COLLEGE FOOTBALL PLAYOFF (final 2019)			
Rk	Team	Record	Trend
1	LSU	13-0	+1
2	Ohio State	13-0	-1
3	Clemson	13-0	—
4	Oklahoma	12-1	+2
<b>5</b>	<b>Georgia</b>	<b>11-2</b>	<b>-1</b>
6	Oregon	11-2	+7
7	Baylor	11-2	—
8	Wisconsin	10-3	—
9	Florida	10-2	—
10	Penn State	10-2	—
11	Utah	11-2	-6
12	Auburn	9-3	-1
13	Alabama	10-2	-1
<b>14</b>	<b>Michigan</b>	<b>9-3</b>	—
<b>15</b>	<b>NOTRE DAME</b>	<b>10-2</b>	—
16	Iowa	9-3	—
17	Memphis	12-1	—
18	Minnesota	10-2	—
19	Boise State	12-1	—
20	Appalachian State	12-1	+1
21	Cincinnati	10-3	-1
<b>22</b>	<b>Southern Cal</b>	<b>8-4</b>	—
<b>23</b>	<b>Navy</b>	<b>10-2</b>	<b>+1</b>
<b>24</b>	<b>Virginia</b>	<b>9-4</b>	<b>-1</b>
25	Oklahoma State	8-4	—

ASSOCIATED PRESS TOP 25 - September 20, 2020				
Rk	Team (1st Place Votes)	Rec.	Points	Trend
<b>1</b>	<b>Clemson (59)</b>	<b>2-0</b>	<b>1523</b>	—
2	Alabama (1)	0-0	1458	—
3	Oklahoma	1-0	1368	—
4	Georgia	0-0	1320	—
5	Florida	0-0	1239	—
6	LSU (1)	0-0	1221	—
<b>7</b>	<b>NOTRE DAME</b>	<b>2-0</b>	<b>1200</b>	—
8	Auburn	0-0	1037	—
	Texas	1-0	1037	+1
10	Texas A&M	0-0	972	—
<b>11</b>	<b>North Carolina</b>	<b>1-0</b>	<b>883</b>	<b>+1</b>
12	Miami	2-0	816	+5
13	UCF	1-0	771	+1
14	Cincinnati	1-0	720	-1
15	Oklahoma State	1-0	693	-4
16	Tennessee	0-0	529	-1
17	Memphis	1-0	510	-1
18	BYU	1-0	405	+3
19	Louisiana	2-0	374	—
20	Virginia Tech	0-0	350	—
<b>21</b>	<b>Pittsburgh</b>	<b>2-0</b>	<b>315</b>	<b>+4</b>
22	Army	2-0	296	—
23	Kentucky	0-0	230	—
<b>24</b>	<b>Louisville</b>	<b>1-1</b>	<b>115</b>	<b>-6</b>
25	Marshall	2-0	108	NR



COACHES POLL - September 20, 2020				
Rk	Team (1st Place Votes)	Rec.	Points	Trend
<b>1</b>	<b>Clemson (44)</b>	<b>2-0</b>	<b>1196</b>	—
2	Alabama (1)	0-0	1119	—
3	Oklahoma	1-0	1019	—
	Georgia	0-0	1019	+1
5	LSU (1)	0-0	962	—
6	Florida	0-0	899	—
<b>7</b>	<b>NOTRE DAME</b>	<b>2-0</b>	<b>896</b>	—
8	Auburn	0-0	766	+1
9	Texas	1-0	764	-1
10	Ohio State (2)	0-0	741	NR
11	Texas A&M	0-0	651	-1
<b>12</b>	<b>North Carolina</b>	<b>1-0</b>	<b>563</b>	<b>-1</b>
13	Penn State	0-0	536	NR
14	Miami	2-0	500	+4
15	UCF	1-0	497	-2
16	Cincinnati	1-0	416	-2
17	Wisconsin	0-0	411	NR
18	Oklahoma State	1-0	315	-6
19	Michigan	0-0	287	NR
20	Memphis	1-0	269	-5
21	Tennessee	0-0	266	-4
22	Minnesota	0-0	178	NR
23	BYU	1-0	177	-1
24	Virginia Tech	0-0	167	-5
25	Louisiana	2-0	158	-4

**Others receiving votes:** Baylor 89, West Virginia 59, SMU 57, TCU 30, Virginia 30, **Boston College 23**, Arkansas State 20, Mississippi State 6, UAB 5, Texas Tech 5, Ole Miss 4, Appalachian State 3, UTSA 2, Troy 1, Coastal Carolina 1

**Others receiving votes:** Kentucky 146, **Pittsburgh 140**, Army 121, Baylor 57, **Louisville 53**, SMU 42, West Virginia 41, Marshall 40, Iowa 39, TCU 26, Virginia 24, South Carolina 22, **Boston College 20**, Appalachian State 12, Ole Miss 10, Mississippi State 7, Arkansas State 6, NC State 5, Nebraska 4, **Georgia Tech 4**, Coastal Carolina 4, Air Force 3, Louisiana Tech 2

2020 PRESEASON ACC POLL				
Rank	Team (1st place votes)	Rec.	Points	Trend
1.	Clemson (132)	0-0	2008	—
<b>2.</b>	<b>NOTRE DAME (2)</b>	<b>0-0</b>	<b>1824</b>	—
3.	North Carolina	0-0	1682	—
4.	Louisville	0-0	1434	—
5.	Virginia Tech	0-0	1318	—
6.	Miami	0-0	1280	—
7.	Florida State	0-0	1177	—
8.	Pitt	0-0	1132	—

2020 PRESEASON ACC POLL (cont.)				
Rank	Team (1st place votes)	Rec.	Points	Trend
9.	Virginia	0-0	994	—
10.	Wake Forest	0-0	659	—
11.	NC State	0-0	634	—
12.	Duke	0-0	618	—
13.	Boston College	0-0	532	—
14.	Syracuse	0-0	449	—
15.	Georgia Tech	0-0	339	—

	<b>GAME 1</b>	
	Sept. 12, 2020   Notre Dame Stadium Attend: 10,097   TV: NBC	
(--/RV) <b>DUKE</b>	<b>13</b>	
(10/10) <b>NOTRE DAME</b>	<b>27</b>	

**NOTRE DAME, Indiana** – The 10th-ranked University of Notre Dame Fighting Irish football team collected its first ever conference win, taking down ACC foe Duke 27-13. The Irish offense had a balanced attack led by sophomore running back Kyren Williams. In his first career start, Williams tallied 112 yards on the ground, 93 yards receiving and two rushing touchdowns. Williams became the first Irish player in the last 25 years to record 90+ yards rushing and receiving in the same game.

**SCORE BY QUARTERS**

	1	2	3	4	Final
Duke	3	3	7	0	13
Notre Dame	0	10	7	10	27

**SCORING SUMMARY**

<b>1st 07:01 DUKE</b>	C.Ham 29 yd FG, 10-79, 03:53; DU 3, ND 0
<b>2nd 10:39 ND</b>	K.Williams 1 yd rush (#39 J.Doerer kick), 12-96 04:37; DU 3, ND 7
<b>03:20 DUKE</b>	C.Ham 30 yd FG, 11-80 04:12; DU 6, ND 7
<b>00:00 ND</b>	J.Doerer 48 yd FG, 9-54 01:13; DU 6, ND 10
<b>3rd 07:57 ND</b>	K.Williams 26 yd rush (#39 J.Doerer kick), 7-59 03:32; DU 6, ND 17
<b>02:19 DUKE</b>	C.Brice 2 yd rush (#44 C.Ham kick), 6-39 02:24; DU 13, ND 17
<b>4th 10:58 ND</b>	A.Davis 17 yd pass from #12 I.Book (#39 J.Doerer kick), 15-83 06:14; DU 13, ND 24
<b>05:21 ND</b>	J.Doerer 34 yd FG, 6-40 03:45; DU 13, ND 27

**TEAM STATISTICS**

	DUKE	ND
FIRST DOWNS	19	24
RUSHES-YARDS (NET)	30-75	42-178
PASSING YARDS (NET)	259	263
Passes Comp-Att-Int	20-37-0	19-31-1
TOTAL OFFENSE PLAYS-YARDS	67-334	73-441
Fumble Returns-Yards	0-0	0-0
Punt Returns-Yards	4-27	1-3
Kickoff Returns-Yards	2-41	4-90
Interception Returns-Yards	1-0	0-0
Punts (Number-Avg)	6-45.7	6-43.8
Fumbles-Lost	2-2	0-0
Penalties-Yards	4-31	4-39
Possession Time	26:36	33:24
Third-Down Conversions	4 of 15	7 of 16
Fourth-Down Conversions	0 of 1	2 of 2
Red-Zone Scores-Chances	3-3	3-4
Sacks By: Number-Yards	3-14	3-21



Rushing: **Duke**- Deon Jackson 15-52, Chase Brice 9-20, Mataeo Durant 5-7, TEAM 1- --4. **Notre Dame**- Kyren Williams 19-112, Chris Tyree 6-20, Jahmir Smith 5-15, Jay Bramblett 1-14, Ian Book 9-12, Jafar Armstrong 2-5.

Passing: **Duke**- Chase Brice 20-37-0-259. **Notre Dame**- Ian Book 19-31-1-263.

Receiving: **Duke**- Noah Gray 5-68, Jalon Calhoun 5-62, Eli Pancol 3-78, Jake Bobo 3-34, Deon Jackson 2- --6, Jontavis Robertson 1-13, Darrell Harding Jr. 1-10. **Notre Dame**- Tommy Tremble 5-43, Joe Wilkins 4-39, Michael Mayer 3-38, Kyren Williams 2-93, Avery Davis 2-26, Jafar Armstrong 2-20, Lawrence Keys III 1-4.

Interceptions: **Duke**- Lummie Young IV 1-0. **Notre Dame**- None.

Fumbles: **Duke**- Jalon Calhoun 1-1. **Notre Dame**- None.

	<b>GAME 2</b>	
	Sept. 19, 2020   Notre Dame Stadium Attend: 10,085   TV: NBC	
(RV/RV) <b>SOUTH FLORIDA</b>	<b>0</b>	
(7/7) <b>NOTRE DAME</b>	<b>52</b>	

**NOTRE DAME, Ind.** — The seventh-ranked Notre Dame Fighting Irish football team's defense was on full display, shutting out visiting South Florida 52-0 to improve to 2-0 on the season. Notre Dame extended its home winning streak to 20 games, breaking the longest streak in modern program history (19-straight from 1987-90). Notre Dame totaled six rushing touchdowns overall from four different players, with three from Ian Book in the first half.

**SCORE BY QUARTERS**

	1	2	3	4	Final
South Florida	0	0	0	0	0
Notre Dame	14	21	10	7	52

**SCORING SUMMARY**

<b>1st 12:05 ND</b>	Ian Book 4 yd run (Jonathan Doerer kick), 7-55 2:50; USF 0, ND 7
<b>07:06 ND</b>	Chris Tyree 1 yd run (Jonathan Doerer kick), 7-43 3:24; USF 0, ND 14
<b>2nd 14:25 ND</b>	Ian Book 1 yd run (Jonathan Doerer kick), 11-58 5:07; USF 0, ND 21
<b>11:15 ND</b>	Flemister, C'Bo 26 yd run (Jonathan Doerer kick), 5-53 1:57; USF 0, ND 28
<b>01:55 ND</b>	Ian Book 1 yd run (Jonathan Doerer kick), 4-25 0:54; USF 0, ND 35
<b>3rd 06:34 ND</b>	Jonathan Doerer 22 yd field goal, 10-60 3:21; USF 0, ND 38
<b>03:23 ND</b>	Botelho, Jordan 1 yd blocked punt return (Jonathan Doerer kick); USF 0, ND 45
<b>4th 02:15 ND</b>	Jafar Armstrong 5 yd run (Goepferich, Dawson kick), 10-66 7:00; USF 0, ND 52

**TEAM STATISTICS**

	USF	ND
FIRST DOWNS	11	21
RUSHES-YARDS (NET)	33-106	45-281
PASSING YARDS (NET)	125	149
Passes Comp-Att-Int	12-29-0	13-21-0
TOTAL OFFENSE PLAYS-YARDS	62-231	66-430
Fumble Returns-Yards	0-0	0-0
Punt Returns-Yards-TD	0-0	2-62-1
Kickoff Returns-Yards	8-129	1-14
Interception Returns-Yards	0-0	0-0
Punts (Number-Avg)	6-144	2-74
Fumbles-Lost	0-0	2-0
Penalties-Yards	4-40	2-25
Possession Time	27:33	32:27
Third-Down Conversions	2 of 15	8 of 14
Fourth-Down Conversions	1 of 5	2 of 2
Red-Zone Scores-Chances	0-1	6-7
Sacks By: Number-Yards	0-0	2-15

Rushing: **USF**- Johnny Ford 6-70, Jordan McCloud 5-21, Noah Johnson 6-12, Brian Battie 3-9, Kell Joiner Jr. 8-6, Odunayo Seriki 3-1, Latrel Williams 1--4, Jahquez Evans 1--9. **Notre Dame**- C'Bo Flemister 13-127, Chris Tyree 8-65, Kyren Williams 10-62, Ian Book 4-9, Jafar Armstrong 7-7, Tommy Tremble 1-4, Drew Pyne, 1-4, Braden Lenzy 1-3.

Passing: **USF**- Jordan McCloud 8-14-0-64, Noah Johnson 4-12-0-61, Katravis Marsh 0-3-0-0. **Notre Dame**- Ian Book 12-19-0-144, Drew Pyne 1-2-0.

Receiving: **USF**- Devontres Dukes 3-36, Latrel Williams 2-48, Mitche Brinkman 2-21, Omario Dollison 1-17, Xavier Weaver 1-6, Chris Carter 1-4, Kell Joiner Jr. 1--3, Terrence Horne 1--4. **Notre Dame**- Tommy Tremble 3-61, Braden Lenzy 3-34, Kyren Williams 2-10, Jafar Armstrong 1-18, C'Bo Flemister 1-9, Javon McKinley 1-7, Kevin Bauman 1-5, Michael Mayer 1-5.

Interceptions: **USF**- None. **Notre Dame**- None.

Fumbles: **USF**- None. **Notre Dame**- Kyren Williams 1-0, C'Bo Flemister 1-0.

IRISH IN THE NFL (As of September 16)			
Player	Team	Pos.	Notes
Josh Adams	NY Jets	RB	Third season (practice squad)
Alex Bars	Chicago	OL	Second season
Asmar Bilal	LA Chargers	LB	First season
Miles Boykin	Baltimore	WR	Second season
Chase Claypool	Pittsburgh	WR	First season
Sheldon Day	Indianapolis	DT	Fifth season (injured reserve)
Tyler Eifert	Jacksonville	TE	Eighth season
Jalen Elliott	Detroit	S	First season (practice squad)
Matthias Farley	NY Jets	S	Fifth season
Will Fuller V	Houston	WR	Fifth season
Alohi Gilman	LA Chargers	S	First season
Bennett Jackson	NY Jets	S	Seventh season (practice squad)
J.J. Jansen	Carolina	LS	13th season
Jarron Jones	Pittsburgh	OL	Fourth season (practice squad)
Tony Jones, Jr.	New Orleans	RB	First season (practice squad)
Khalid Kareem	Cleveland	LB	First season
DeShone Kizer	Las Vegas	QB	Fourth season (practice squad)
Cole Kmet	Chicago	TE	First season
Julian Love	NY Giants	CB	Second season
Cole Luke	Washington	CB	Fourth season (practice squad)
Nick Martin	Houston	C	Fifth season
Zack Martin	Dallas	OG	Seventh season

IRISH IN THE NFL (As of September 16)			
Player	Team	Pos.	Notes
Mike McGlinchey	San Francisco	OT	Third season
Sam Mustipher	Chicago	OL	Second season (practice squad)
Quenton Nelson	Indianapolis	OG	Third season
Julian Okwara	Detroit	DL	First season
Romeo Okwara	Detroit	DE	Fifth season
Troy Pride, Jr.	Carolina	CB	First season
C.J. Prosise	Houston	RB	Fifth season (practice squad)
Theo Riddick	Las Vegas	RB	Eighth season (practice squad)
Isaac Rochell	LA Chargers	DT	Fourth season
Kyle Rudolph	Minnesota	TE	10th season
Harrison Smith	Minnesota	FS	Ninth season
Jaylon Smith	Dallas	ILB	Fifth season
Durham Smythe	Miami	TE	Third season
Eq. St. Brown	Green Bay	WR	Third season
Ronnie Stanley	Baltimore	OT	Fifth season
Golden Tate	NY Giants	WR	11th season
Jerry Tillery	LA Chargers	DT	Second season
Drue Tranquill	LA Chargers	LB	Second season (injured reserve)
Stephon Tuitt	Pittsburgh	DE	Seventh season
Donte Vaughn	LA Chargers	CB	First season (practice squad)
Dexter Williams	Green Bay	RB	Second season (practice squad)
Sam Young	Las Vegas	T	11th season

## CAPTAIN WATCH

- So far in the 2020 season, five former Notre Dame players have been selected to captain their NFL squads: Matthias Farley (Jets), Harrison Smith (Vikings), Kyle Rudolph (Vikings), Nick Martin (Texans) and Mike McGlinchey (49ers).

## SUNDAY STANDOUTS [WEEK ONE]

- In his first NFL contest, Panthers rookie CB Troy Pride Jr. started for Carolina, marking seven tackles (four solo) while playing 92 percent of all defensive snaps.
- Cowboys LB Jaylon Smith tallied 11 tackles and a PD for Dallas, while playing all 73 defensive snaps.
- Chargers' DL Jerry Tillery posted a sack, two tackles, one TFL and two QB hits in the win over Cincinnati.
- Pittsburgh WR Chase Claypool caught two passes for 39 yards and rushed for eight yards in Monday's win over the Giants. One of his receptions, a 28-yard snag, was featured on NFL Network program Good Morning Football's "Toe Drag Swag" segment, featuring the best sideline catches of the week.

## NFL DRAFT

- With six players selected in the 2020 NFL Draft, Notre Dame Football has totaled 511 draft picks over the tenure of the program. No other college football program has totaled more than the Irish.
- TE Cole Kmet (second round, Chicago Bears), WR Chase Claypool (third round, Pittsburgh Steelers), DL Julian Okwara (third round, Detroit Lions), CB Troy Pride Jr. (fourth round, Carolina Panthers), DL Khalid Kareem (fifth round, Cincinnati Bengals) and S Alohi Gilman (sixth round, Los Angeles Chargers) represented the Irish in the 2020 NFL Draft.

## PRO BOWL SELECTIONS

- Four former Notre Dame players were named to the 2020 Pro Bowl: G Zack Martin (Dallas), G Quenton Nelson (Indianapolis), S Harrison Smith (Minnesota) and T Ronnie Stanley (Baltimore)
- Brian Kelly placed six former players in the 2020 Pro Bowl, the second-highest total by any college coach (Nick Saban - 7, Urban Meyer - 6), including the four Irish representatives, Jason Kelce (Philadelphia) and Travis Kelce (Kansas City), who both played for Kelly at Cincinnati.

**THE BRIAN KELLY FILE**

38th year in coaching // 30th year as head coach // 11th year at Notre Dame					
Alma Mater: Assumption College (1983)					
School	Seasons	Record			Pct.
Grand Valley State	13	118	35	2	0.768
Central Michigan	3	19	16	0	0.543
Cincinnati	3	34	6	0	0.850
Notre Dame	11	94 <sup>^</sup>	37	0	0.718
<b>TOTALS</b>	<b>30</b>	<b>265<sup>^</sup></b>	<b>94</b>	<b>2</b>	<b>0.737</b>

**HONORS AND ACCOLADES**

Year	Award
2018	Home Depot National Coach of the Year
2018	Stallings National Coach of the Year
2012	AP National Coach of the Year
2012	Walter Camp National Coach of the Year
2012	Sporting News National Coach of the Year
2012	Home Depot National Coach of the Year
2012	Liberty Mutual National Coach of the Year
2012	AFCA National Coach of the Year
2009	Home Depot National Coach of the Year

<sup>^</sup> - Includes 20 regular-season wins and two postseason appearances vacated under discretionary NCAA penalty.

**BRIAN KELLY - THE DICK CORBETT HEAD FOOTBALL COACH**

- Winningest coach in FBS (265<sup>^</sup> wins)
- One of only three active FBS coaches with over 300 games as a head coach
- Only three-time winner of the Home Depot Coach of the Year Award ('09, '12, '18)
- With 10 or more wins in 2015, 2017, 2018 and 2019, Kelly joined Lou Holtz as the only Notre Dame coaches to hit the double-digit mark in wins four times
- With 10-win seasons in four of the last five years, Kelly is the first Irish coach to do since Holtz registered four 10-win seasons from 1989-93.
- Ranks second in winning percentage among active FBS coaches (.737<sup>^</sup>) who have coached in 300 or more career games (Nick Saban - .788)
- Second-youngest coach to reach 200 career victories at a major school
- Has finished .500 or better in 27 of 29 seasons as a head coach
- Boasts a 16-8 record in postseason as a head coach
- Joins Knute Rockne (13), Frank Leahy, Ara Parseghian and Lou Holtz (11) as the only Notre Dame coaches to spend 10 or more seasons on the Irish sidelines.
- Kelly is the first coach to post four or more shutouts in an Irish career since Lou Holtz.
- With the 52-20 win over Navy in 2019, Kelly became just the third coach in Notre Dame history with three or more wins of at least 25 points over ranked teams. Lou Holtz and Frank Leahy each secured eight such victories. Ara Parseghian and Dan Devine had two such victories apiece.

**WINNINGEST ACTIVE FBS COACHES (By wins)**

Rk.	Coach	School	Years	Record			Pct.
1.	BRIAN KELLY	NOTRE DAME	30	265 <sup>^</sup>	94	2	.737
2.	Mack Brown	North Carolina	31	252	128	1	.663
3.	Nick Saban	Alabama	24	243	65	1	.788
4.	Willie Fritz	Tulane	23	178	97	0	.647
5.	Kirk Ferentz	Iowa	24	174	125	0	.582

**ACTIVE FBS LONGEVITY**

Rk.	Coach	School	Games
1.	Mack Brown	North Carolina	381
2.	BRIAN KELLY	NOTRE DAME	361 <sup>^</sup>
3.	Nick Saban	Alabama	308
4.	Kirk Ferentz	Iowa	299
5.	Dave Clawson	Wake Forest	248

**WINNINGEST ACTIVE FBS COACHES (By percentage, min. 5 years)**

Rk.	Coach	School	Years	Record			Pct.
1.	Dabo Swinney	Clemson	12	132	31	0	.810
2.	Nick Saban	Alabama	24	243	65	1	.788
3.	Lance Leipold	Buffalo	13	140	38	0	.787
4.	Brian Harsin	Boise State	7	71	22	0	.763
5.	Jimbo Fisher	Texas A&M	10	100	32	0	.758
6.	BRIAN KELLY	NOTRE DAME	30	265 <sup>^</sup>	94	2	.737
7.	David Shaw	Stanford	9	86	34	0	.717
8.	Tom Herman	Texas	5	48	19	0	.716

Includes coaches with five-plus seasons of FBS head coaching experience

**MOST YEARS COACHING (ACTIVE FBS)**

Rk.	Coach	School	Years
1.	Mack Brown	North Carolina	31
2.	BRIAN KELLY	NOTRE DAME	30
3.	Nick Saban	Alabama	24
4.	Kirk Ferentz	Iowa	24
5.	Dave Clawson	Wake Forest	20

THE RECORD WHEN...							
Stat	Kelly's Career			Kelly at ND		2020	
	Record (W-L-T)			Record (W-L)		Record (W-L)	
Home (Includes Shamrock Series)	149	34	1	56	13	2	0
Away	102	54	1	27	20	0	0
Neutral	12	7	0	9	5	0	0
In overtime	6	5	0	2	3	0	0
Coming off a loss	50	27	0	16	11	0	0
Coming off a win	181	53	1	57	23	1	0
Coming off an open date	18	2	0	7	1	0	0
vs. AP Top 25	28	24	0	20	20	0	0
Both teams are in the AP Top 25	20	19	0	16	17	0	0
Neither team is in the AP Top 25	54	30	0	22	14	0	0
Team is ranked higher	85	13	0	63	10	2	0
Opponent is ranked higher	10	17	0	7	13	0	0
vs. In-State Opponents	76	22	2	6	0	0	0
In August	5	2	0	2	0	0	0
In September	83	35	0	31	12	2	0
In October	87	26	2	28	8	0	0
In November	76	26	0	28	13	0	0
In December	12	3	0	4	2	0	0
In January	1	4	0	1	3	0	0
On TV (except GVSU regular season)	123	45	0	93	37	2	0
On NBC	55	13	0	55	13	1	0
On NBCSN	3	0	0	3	0	0	0
On ABC	20	12	0	18	12	0	0
On ACCN	1	0	0	1	0	0	0
On ESPN	15	8	0	7	6	0	0
On ESPN2	8	2	0	1	0	0	0
On CBS	4	3	0	4	3	0	0
On CBS Sports Network	0	1	0	0	1	0	0
On FOX	2	3	0	2	3	0	0
On USA Network	1	0	0	1	0	1	0
Morning Games (kicks off before noon)	0	1	0	0	1	0	0
Afternoon Games	176	60	2	58	16	2	0
Night Games (6 p.m. or later)	88	33	0	35	20	0	0
Decided by three points or fewer	45	23	2	12	13	0	0
Decided by seven points or fewer	83	44	2	28	21	0	0
Scoring first	183	38	0	69	20	1	0
Opponent scores first	79	56	2	24	17	1	0
Leading at halftime	208	21	0	75	11	2	0
Tied at halftime	18	6	0	7	1	0	0
Trailing at halftime	35	67	2	10	25	0	0

THE RECORD WHEN...							
Stat	Kelly's Career			Kelly at ND		2020	
	Record (W-L-T)			Record (W-L)		Record (W-L)	
Leading after three quarters	222	17	0	76	9	2	0
Tied after three quarters	12	6	0	4	5	0	0
Trailing after three quarters	28	71	0	11	23	0	0
Scoring 40+ points	99	3	0	31	2	1	0
Scoring 30-39 points	75	11	0	28	7	0	0
Scoring 20-29 points	68	36	1	25	14	1	0
Scoring 0-19 points	22	44	1	9	13	0	0
Allowing 40+ points	7	24	0	1	10	0	0
Allowing 30-39 points	19	35	0	8	13	0	0
Allowing 20-29 points	69	27	1	21	9	0	0
Allowing 0-19 Points	169	8	1	63	3	2	0
Outrushing opponent	205	29	1	68	8	2	0
Getting outrushed	54	64	2	23	29	0	0
Passing for more yards	172	61	1	59	28	2	0
Passing for fewer yards	91	30	1	34	9	0	0
Outgaining opponent	221	31	1	76	14	2	0
Outgained by opponent	41	60	1	17	23	0	0
Winning time of possession battle	138	28	0	49	6	2	0
Losing time of possession battle	124	64	2	44	31	0	0
Scoring a defensive or special teams TD	77	9	0	18	5	1	0
Allowing a defensive or special teams TD	24	31	0	10	12	0	0
Fewer penalty yards	82	44	1	44	19	1	0
More penalty yards	173	48	1	48	18	1	0
Winning turnover battle	153	16	0	50	5	0	0
Losing turnover battle	63	56	1	22	28	0	0
Having an individual 100-yard rusher	124	26	1	41	9	2	0
Having an individual 100-yard receiver	101	33	0	31	16	0	0
Having an individual 200-yard passer	174	49	1	60	23	1	0
Having a QB rush for 100 yards	9	1	0	7	1	0	0
Allowing an individual 100-yard rusher	47	52	1	15	24	0	0
Allowing an individual 100-yard receiver	74	38	0	18	13	0	0
Allowing an individual 200-yard passer	105	45	1	38	23	1	0

**STARTER SHEET**

OFFENSE	Pos.	2020	Streak	Career	DEFENSE	Pos.	2020	Streak	Career
Tommy Kraemer	LG/RG/RT	2	2	31	Daelin Hayes	DL	2	2	15
Liam Eichenberg	LT	2	28	28	Kurt Hinish	NG	2	14	14
Ian Book	QB	2	17	25	Jeremiah Owusu-Koramoah	LB	2	14	14
Robert Hainsey	RT/RG	2	2	24	Myron Tagovailoa-Amosa	DT	2	2	13
Aaron Banks	LG	2	20	20	Drew White	LB	2	8	13
Jarrett Patterson	C	2	14	14	Shaun Crawford	CB/S	2	5	12
Tommy Tremble	TE	2	3	8	TaRiq Bracy	CB	1	0	3
Jafar Armstrong	RB	0	0	4	Ade Ogundeji	DE	2	3	3
Josh Lugg	RT	0	0	4	Kyle Hamilton	S	1	0	2
Lawrence Keys III	WR	0	0	3	Nick McCloud	CB	2	2	2
Javon McKinley	WR	2	2	4	Houston Griffith	CB	1	1	1
Brock Wright	TE	1	1	4	Jack Kiser	LB	1	1	1
Braden Lenzy	WR	0	0	2	Clarence Lewis	S	1	1	1
Avery Davis	WR	1	0	1	Marist Liufau	LB	1	0	1
Ben Skowronek	WR	1	0	1					
Kyren Williams	RB	2	2	2					
Michael Mayer	TE	1	1	1					

**CAREER STARTS BY POSITION**

WR	LT	LG	C	RG	RT	TE	WR	QB	WR	RB
Keys III (3)	Eichenberg (28)	Kraemer (17)	Patterson (14)	Banks (14)	Hainsey (23)	Wright (4)	Davis (1)	Book (25)	Skowronek (1)	Armstrong (4)
Lenzy (2)		Banks (6)		Hainsey (1)	Kraemer (13)	Tremble (8)				Williams (2)
McKinley (4)				Kraemer (2)	Lugg (4)	Mayer (1)				
DL	DL	DL	DL	ROV	MIKE	BUCK	CB	S	S	CB
Ogundeji (2)	Tagovailoa-Amosa (13)	Hinish (14)	Hayes (15)	Owusu-Koramoah (13)	White (13)	Kiser (1)	McCloud (2)	Hamilton (2)	Crawford (2)	Crawford (10)
	Ogundeji (1)					Liufau (1)		Lewis (1)	Owusu-Koramoah (1)	Bracy (3)
										Griffith (1)



**NOTRE DAME**

YARDS	TYPE	PLAYER(S)	OPPONENT
75	Pass	Ian Book to Kyren Williams	Duke
38	KOR	Chris Tyree	Duke
31	Rush	Chris Tyree	South Florida
31	Rush	C'Bo Flemister	South Florida
27	Pass	Ian Book to Tommy Tremble	South Florida
26*	Rush	Kyren Williams	Duke
26*	Rush	C'Bo Flemister	South Florida
25	Rush	Chris Tyree	Duke
25	Pass	Ian Book to Tommy Tremble	South Florida
22	Pass	Ian Book to Braden Lenzy	South Florida
20	Pass	Ian Book to Jafar Armstrong	Duke
20	Pass	Ian Book to Joe Wilkins Jr.	Duke

**OPPONENT**

YARDS	TYPE	PLAYER(S)	ND OPPONENT
55	Pass	Chase Brice to Eli Pancol	Duke
42	Rush	Johnny Ford	South Florida
36	Pass	Noah Johnson to Latrell Williams	South Florida
26	KOR	Brian Battie	South Florida
25	Pass	Chase Brice to Jalon Calhoun	Duke
25	KOR	Damond Philyaw-Johnson	Duke
22	Rush	Johnny Ford	South Florida
23	Rush	Chase Brice	Duke
23	Pass	Chase Brice to Noah Gray	Duke
22	Pass	Chase Brice to Noah Gray	Duke
20	KOR	Terrence Horne	South Florida
20	KOR	Johnny Ford	South Florida

**NOTRE DAME**

Date	Opponent	Qtr	Scoring Play	Plays-Yards	Time	Score (ND-Opp.)
9.12.20	Duke	2nd - 10:39	#23 K.Williams 1 yd rush (#39 J.Doerer kick)	12-96	04:37	7-3
		2nd - 00:00	#39 J.Doerer 48 yd FG	9-54	01:13	10-6
		3rd - 07:57	#23 K.Williams 26 yd rush (#39 J.Doerer kick)	7-59	03:32	17-6
		4th - 10:58	#3 A.Davis 17 yd pass from #12 I.Book (#39 J.Doerer kick)	15-83	06:14	24-13
		4th - 05:21	#39 J.Doerer 34 yd FG	6-40	03:45	27-13
9.19.20	South Florida	1st - 12:05	Ian Book 4 yd run (Jonathan Doerer kick)	7-55	2:50	7-0
		1st - 07:06	Chris Tyree 1 yd run (Jonathan Doerer kick)	7-43	3:24	14-0
		2nd - 14:25	Ian Book 1 yd run (Jonathan Doerer kick)	11-58	5:07	21-0
		2nd - 11:15	Flemister, C'Bo 26 yd run (Jonathan Doerer kick)	5-53	1:57	28-0
		2nd - 01:55	Ian Book 1 yd run (Jonathan Doerer kick)	4-25	0:54	35-0
		3rd - 06:34	Jonathan Doerer 22 yd field goal	10-60	3:21	38-0
		3rd - 03:23	Botelho, Jordan 1 yd blocked punt return (Jonathan Doerer kick)			45-0
		4th - 02:15	Jafar Armstrong 5 yd run (Goepferich, Dawson kick)	10-66	7:00	52-0

**OPPONENT**

Date	Opponent	Qtr	Scoring Play	Plays-Yards	Time	Score (ND-Opp.)
9.12.20	Duke	1st - 07:01	#44 C.Ham 29 yd FG	10-79	03:53	0-3
		2nd - 03:20	#44 C.Ham 30 yd FG	11-80	04:12	7-6
		3rd - 02:19	#8 C.Brice 2 yd rush (#44 C.Ham kick)	6-39	02:24	17-13

2020 HONORS & AWARDS			
Player	Year	Pos.	Awards
Jafar Armstrong	Sr.	RB	Phil Steele Preseason All-Independent Second Team
Aaron Banks	Sr.	OL	Outland Trophy Watch List Preseason All-ACC Team Pro Football Focus Preseason All-ACC First Team Phil Steele Preseason All-Independent First Team
Ian Book	Gr.	QB	Team Captain Maxwell Trophy Watch List Davey O'Brien Award Watch List Manning Award Watch List CFPA National Performer of the Year Watch List Reese's Senior Bowl Top 250 Phil Steele Preseason All-Independent First Team Pro Football Focus Preseason All-ACC Honorable Mention
TaRiq Bracy	Jr.	CB	Pro Football Focus Team of the Week (Duke)
Jay Bramblett	So.	P	Ray Guy Award Watch List
Shaun Crawford	Gr.	S	Team Captain
Jonathan Doerer	Sr.	K/P	Groza Award Watch List Pro Football Focus Preseason All-ACC Second Team Phil Steele Preseason All-Independent First Team
Liam Eichenberg	Jr.	OL	Outland Trophy Watch List Reese's Senior Bowl Top 250 Pro Football Focus Preseason All-ACC First Team Phil Steele Preseason All-America Fourth Team Phil Steele Preseason All-Independent First Team
Robert Hainsey	Jr.	OL	Team Captain William V. Campbell Trophy Candidate Pro Football Focus Preseason All-ACC Third Team Reese's Senior Bowl Top 250
Kyle Hamilton	Fr.	S	Bednarik Award Watch List Pro Football Focus Preseason All-ACC First Team Phil Steele Preseason All-Independent First Team USA TODAY Preseason All-America Second Team

Daelin Hayes	Gr.	DL	Team Captain Wuerffel Trophy Watch List Reese's Senior Bowl Top 250
Jack Kiser	So.	LB	Pro Football Focus "Secret Superstar of the Week" (9/19) Gameball recipient: South Florida (9/19)
Tommy Kraemer	Gr.	OL	Reese's Senior Bowl Top 250 Pro Football Focus Preseason All-ACC Second Team
Nick McCloud	Gr.	CB	Phil Steele Preseason All-Independent Second Team
Javon McKinley	Sr.	WR	Phil Steele Preseason All-Independent First Team
Adetokunbo Ogundeji	Sr.	DL	Team Captain Pro Football Focus Preseason All-ACC Third Team Reese's Senior Bowl Top 250
Jeremiah Owusu-Koramoah	Sr.	LB	Nagurski Trophy Watch List Butkus Award Watch List Bednarik Award Watch List Lott IMPACT Trophy Watch list Preseason All-ACC Team Pro Football Focus Preseason All-ACC First Team Phil Steele Preseason All-Independent Second Team
Jarrett Patterson	Jr.	C	Outland Trophy Watch List Pro Football Focus Preseason All-ACC First Team Phil Steele Preseason All-Independent Second Team
Isaiah Pryor	Gr.	S	Phil Steele Preseason All-Independent Second Team
Myron Tagovailoa-Amosa	Sr.	DL	Phil Steele Preseason All-Independent First Team
Drew White	Sr.	LB	Nagurski Trophy Watch List Pro Football Focus Preseason All-ACC Third Team Phil Steele Preseason All-Independent First Team
Kyren Williams	So.	RB	ACC Running Back of the Week (Duke) Gameball recipient: Duke (9/12)
Brock Wright	Sr.	TE	Earl Campbell Tyler Rose Award Watch List

**NOTRE DAME**

**Rushing**

Had 500 or more yards:	at Boston College, 2017 (515)
Had 450 or more yards:	at Boston College, 2017 (515)
Had 400 or more yards:	at Boston College, 2017 (515)
Had 300 or more yards:	vs. Southern Cal, 2019 (308)
Had 70 or more rushing attempts:	vs. Michigan State, 1991 (76)
Had 60 or more rushing attempts:	vs. Navy, 2007 (63)
Had 50 or more rushing attempts:	vs. Florida State, 2018 (50)
Had eight or more rush TDs:	vs. Pittsburgh, 1965 (9)
Had seven or more rush TDs:	at Boston College, 2017 (7)
Had six or more rush TDs:	vs. South Florida, 2020 (6)
Had five or more rush TDs:	vs. South Florida, 2020 (6)
Had four or more rush TDs:	vs. South Florida, 2020 (6)
Had two or more players with 200 rush yards in a game:	at Boston College, 2017 (Josh Adams 229, Brandon Wimbush 207)
Had three players with 100 rush yards in a game:	vs. Temple, 2017 (Josh Adams 161, DeShone Kizer 124, Brandon Wimbush 106)
Had two or more players with 100 rush yards in a game:	vs. USC, 2017 (Josh Adams 191, Brandon Wimbush 106)
Had a quarterback rush for 100 yards in a game:	vs. Duke, 2019 (Ian Book, 139)

**Passing**

Had 500 or more yards:	at USC, 1970 (526)
Had 400 or more yards:	vs. New Mexico, 2019 (434)
Had 300 or more yards:	vs. Navy, 2019 (305)
Had 50 or more pass attempts:	vs. Virginia Tech, 2019 (53)
Had 40 or more pass attempts:	vs. Boston College, 2019 (40)
Had 30 or more pass attempts:	vs. Duke, 2020 (31)
Had 35 or more pass completions:	at Clemson, 2015 (35)
Had 30 or more pass completions:	at Clemson, 2015 (35)
Had 25 or more pass completions:	vs. Boston College, 2019 (26)
Had six or more passing TDs:	vs. Bowling Green, 2019 (6)
Had five or more passing TDs:	vs. Navy, 2019 (5)
Had four or more passing TDs:	at Stanford, 2019 (4)
Had three or more passing TDs:	at Stanford, 2019 (4)
Had three or more passing TDs in a half:	at Stanford, 2019 (3)
Had five or more passes intercepted:	vs. USC, 1967 (7)
Had four or more passes intercepted:	at Arizona State, 2014 (4)
Had three or more passes intercepted:	vs. Ball State, 2018 (3)

**Receiving**

Had two players with 100 receiving yards in a game:	at Stanford, 2017 (Kevin Stepherson - 112, Equanimeous St. Brown - 111)
Had a player with over 150 receiving yards in a game:	vs. Wake Forest, 2017 (Chase Claypool - 180)
Had two players with 10 catches in a game:	vs. BYU, 2005 (Maurice Stovall - 14, Jeff Samardzija - 10)

**Combination Offense**

Had a 400-yard passer and 100-yard rusher in a game:	vs. Syracuse, 2016 (DeShone Kizer - 471, Josh Adams - 102)
Had a 300-yard passer and 100-yard rusher in a game:	vs. Navy, 2018 (Ian Book - 330, Dexter Williams - 142)
Had a 400-yard passer and 100-yard receiver in a game:	vs. Syracuse, 2016 (DeShone Kizer - 471, Equanimeous St. Brown - 182)
Had a 300-yard passer and 100-yard receiver in a game:	vs. Virginia Tech, 2019 (Ian Book - 336, Chase Claypool - 118)
Had a 400-yard passer, 100-yard rusher and 100-yard receiver in a game:	vs. Syracuse, 2016 (DeShone Kizer - 471, Josh Adams - 102, Equanimeous St. Brown - 182)
Had a 300-yard passer, 100-yard rusher and 100-yard receiver in a game:	vs. Syracuse, 2016 (DeShone Kizer - 471, Josh Adams - 102, Equanimeous St. Brown - 182)
Had a 200-yard passer, 100-yard rusher and 100-yard receiver in a game:	vs. Iowa State - Camping World Bowl, 2019 (Ian Book - 247, Tony Jones Jr. - 135, Chase Claypool- 146)
Had a 400-yard passer and 100-yard rusher in a game:	vs. Syracuse, 2016 (DeShone Kizer - 471, Josh Adams - 102)
Had a 300-yard passer and 100-yard rusher in a game:	vs. Syracuse, 2016 (DeShone Kizer - 471, Josh Adams - 102)
Had a 200-yard passer and 100-yard rusher in a game:	vs. Duke, 2020 (Ian Book - 263, Kyren Williams - 112)
Had a 100-yard receiver and 100-yard rusher in a game:	vs. Iowa State - Camping World Bowl, 2019 (Tony Jones Jr. - 135, Chase Claypool- 146)

**Total Offense**

Had 700 or more yards total offense:	vs. Wake Forest, 2017 (710)
Had 650 or more yards total offense:	vs. Wake Forest, 2017 (710)
Had 600 or more yards total offense:	vs. Wake Forest, 2017 (710)
Had 500 or more yards total offense:	vs. Boston College, 2019 (501)
Had 400 or more yards total offense:	vs. South Florida, 2020 (430)
Had 100 or more plays total offense:	vs. Pittsburgh, 2012 (104)
Had 85 or more plays total offense:	vs. Boston College, 2019 (85)
Had 75 or more plays total offense:	vs. Boston College, 2019 (85)

**Scoring**

Scored 60 or more points:	vs. New Mexico, 2019 (66)
Scored 50 or more points:	vs. South Florida, 2020 (52)
Scored 40 or more points:	vs. South Florida, 2020 (52)
Scored 30 or more points:	vs. South Florida, 2020 (52)
Scored a two-point conversion:	vs. LSU (Citrus Bowl), 2017
Allowed 60 or more points:	Never
Allowed 50 or more points:	at Texas, 2016 (50)
Allowed 40 or more points:	at Michigan, 2019 (45)
Allowed 30 or more points:	at Michigan, 2019 (45)
Was held scoreless:	at Boston College, 2008 (17-0)
Was held scoreless at home:	USC, 2007 (38-0)
Was held scoreless on the road:	at Boston College, 2008 (17-0)
Was held without offensive touchdown:	vs. Clemson, 2019 Cotton Bowl (30-3)
Was held without offensive touchdown on the road:	at NC State, 2016 (10-3)
Was held without offensive touchdown at home:	vs. USC, 2007 (38-0)
Held opponent scoreless:	vs. South Florida, 2020 (52-0)
Held opponent scoreless at home:	vs. South Florida, 2020 (52-0)
Held opponent scoreless on the road:	at Purdue, 1993 (17-0)
Held opponent without offensive touchdown:	vs. South Florida, 2020 (52-0)
Held opponent without offensive touchdown on the road/neutral:	vs. Iowa State - Camping World Bowl, 2019 (33-9)
Held opponent without offensive touchdown at home:	vs. South Florida, 2020 (52-0)
Held opponent scoreless at neutral site:	vs. Maryland (Giants Stadium - East Rutherford, NJ), 2002 (22-0)
Held two or more opponents scoreless in a season:	2002 vs. Maryland (22-0) vs. Rutgers (42-0)
Held three or more opponents scoreless in a season:	1976 vs. Purdue (23-0) at Northwestern (49-0), vs. Oregon (41-0)
Held four or more opponents scoreless in a season:	1966 vs. Army (35-0) vs. North Carolina (32-0), at Oklahoma (38-0), vs. Pittsburgh (40-0) vs. Duke (64-0), at USC (51-0)
Held five or more opponents scoreless in a season:	1966 vs. Army (35-0) vs. North Carolina (32-0), at Oklahoma (38-0), vs. Pittsburgh (40-0) vs. Duke (64-0), at USC (51-0)
Held six or more opponents scoreless in a season:	1966 vs. Army (35-0) vs. North Carolina (32-0), at Oklahoma (38-0), vs. Pittsburgh (40-0) vs. Duke (64-0), at USC (51-0)
Had multiple players with multiple TDs in a game:	vs. Florida State, 2018 (Dexter Williams - 2, Alizé Mack - 2)

**Turnovers**

Did not commit a turnover:	vs. South Florida, 2020
Committed six or more turnovers:	vs. Navy, 1984 (6)
Committed five or more turnovers:	vs. Boston College, 2015 (5)
Lost four or more fumbles:	vs. Michigan State, 1999 (4)
Lost three or more fumbles:	at Clemson, 2015 (3)
Recorded six or more takeaways:	vs. Michigan, 2012 (6)
Recorded five or more takeaways:	vs. Virginia, 2019 (5)
Returned two or more interceptions for TDs:	vs. Stanford, 2002 (2) (Shane Walton - 18 yards, Courtney Watson - 34 yards)
Returned an interception for a TD:	vs. New Mexico (2019) (Kyle Hamilton - 54 yards)
Returned a fumble for a TD:	vs. Navy, 2019 (1) (Paul Moala - 27 yards)

**Defense**

Held opponent to 50 or fewer rushing yards:	vs. Iowa State - Camping World Bowl, 2019 (45)
Held opponent to 100 or fewer passing yards:	vs. Boston College, 2019 (63)
Held opponent to 200 or fewer passing yards:	vs. South Florida, 2020 (125)
Held opponent to 300 or fewer yards total offense:	vs. South Florida, 2020 (231)
Held opponent to 200 or fewer yards total offense:	vs. Boston College, 2019 (191)
Intercepted five or more passes:	vs. Michigan, 2012 (5)
Intercepted four or more passes:	vs. Rutgers (Pinstripe Bowl), 2013 (4)
Intercepted three or more passes:	vs. New Mexico, 2019 (3)
Forced five or more fumbles:	at Louisville, 2019 (5)
Forced four or more fumbles:	vs. Navy, 2019 (4)
Forced three or more fumbles:	vs. Navy, 2019 (4)
Scored a safety:	at North Carolina, 2017
Recorded nine or more sacks:	vs. Rutgers, 1996 (9)
Recorded eight or more sacks:	vs. Virginia, 2019 (8)
Recorded seven or more sacks:	vs. Virginia, 2019 (8)
Recorded six or more sacks:	vs. Virginia, 2019 (8)
Recorded five or more sacks:	vs. Virginia, 2019 (8)
Held opponent to 10 or fewer first downs:	at Duke, 2019 (10)

**Special Teams**

Returned a punt for a TD:	vs. Massachusetts, 2015 (C.J. Sanders, 50 yards)
Returned a blocked punt for a TD:	vs. South Florida, 2020 (Jordan Botelho, 1 yard)
Returned a kickoff for a TD:	vs. Syracuse, 2016 (C.J. Sanders, 93 yards)
Returned a blocked FG for a TD:	at Air Force, 2006 (Terrail Lambert, 76 yards)
Blocked a punt:	vs. South Florida, 2020 (Osita Ekwonu)
Punted 10 or more times:	at Michigan, 2019 (10)
Did not punt:	vs. Navy, 2013
Blocked a field goal:	vs. Bowling Green, 2019 (Julian Okwara)
Had a field goal blocked:	at Texas, 2016
Blocked a PAT kick:	vs. Florida State, 2018 (Jerry Tillery)
Scored on a blocked PAT attempt:	vs. Florida State, 2018 (Julian Love)
Missed a kicking PAT:	vs. Syracuse, 2018
Had a kicking PAT blocked:	vs. Florida State, 2018
Opponent scored on a blocked PAT attempt:	vs. Northwestern, 2014
Had a punt blocked:	at Northwestern, 2018

**Miscellaneous**

Had 30 or more first downs:	vs. Wake Forest, 2017 (30)
Had 25 or more first downs:	vs. Boston College, 2019 (27)
Had 20 or more first downs:	vs. South Florida, 2020 (21)
Was not penalized:	at LSU, 1997
Had 10 or more penalties:	at Stanford, 2019 (11)
Had 120 or more yards in penalties:	at Rutgers, 2000 (120)
Had 40 minutes or more of possession time:	vs. Washington State, 2009 (40:54)
Had 35 minutes or more of possession time:	at North Carolina, 2017 (36:32)
Was involved in a tie game:	at USC, 1994 (17-17)
Was involved in an overtime game:	at Texas, 2016 (47-50)
Was involved in a double overtime game:	at Texas, 2016 (47-50)
Was involved in a triple overtime game:	vs. Pittsburgh, 2012 (29-26)
Was involved in a quadruple overtime game:	vs. Pittsburgh, 2008 (33-36)

**A NOTRE DAME PLAYER**

**Rushing**

Rushed for 250 or more yards:	Julius Jones at Pittsburgh, 2003 (262)
Rushed for 200 or more yards:	Dexter Williams vs. Florida State, 2018 (202)
Rushed for 175 or more yards:	Tony Jones, Jr. vs. Southern Cal, 2019 (176)
Rushed for 150 or more yards:	Tony Jones, Jr. vs. Southern Cal, 2019 (176)
Rushed for 125 or more yards:	C'Bo Flemister vs. South Florida, 2020 (127)
Rushed for 100 or more yards:	C'Bo Flemister vs. South Florida, 2020 (127)
Quarterback rushed for 200 or more yards:	Brandon Wimbush at Boston College, 2017 (207)
Quarterback rushed for 100 or more yards:	Ian Book at Duke, 2019 (139)
Rushed 40 or more times:	Allen Pinkett at LSU, 1984 (40)
Rushed 35 or more times:	Julius Jones vs. BYU, 2003 (35)
Rushed 30 or more times:	James Aldridge vs. Navy, 2007 (32)
Rushed 25 or more times:	Tony Jones, Jr. vs. Southern Cal (25)
Rushed for four or more TDs:	Brandon Wimbush at Boston College, 2017 (4)
Rushed for three or more TDs:	Ian Book vs. South Florida, 2020 (3)
Rushed for two or more TDs:	Ian Book vs. South Florida, 2020 (3)
Had a run of 90 yards or more:	Dexter Williams at Virginia Tech, 2018 (97)
Had a run of 80 or more yards:	Tony Jones, Jr. vs. Iowa State – Camping World Bowl, 2019 (84)
Had a run of 70 or more yards:	Tony Jones, Jr. vs. Iowa State – Camping World Bowl, 2019 (84)
Had a run of 60 or more yards:	Tony Jones, Jr. vs. Iowa State – Camping World Bowl, 2019 (84)
Had a run of 50 or more yards:	Tony Jones, Jr. vs. Iowa State – Camping World Bowl, 2019 (84)

**Passing**

Passed for 500 or more yards:	Joe Theismann at USC, 1970 (526)
Passed for 400 or more yards:	DeShone Kizer vs. Syracuse, 2016 (471)
Passed for 300 or more yards:	Ian Book vs. Virginia Tech, 2019 (336)
Attempted 50 or more passes:	Ian Book vs. Virginia Tech, 2019 (53)
Attempted 40 or more passes:	Ian Book vs. Boston College, 2019 (40)
Attempted 30 or more passes:	Ian Book vs. Duke, 2020 (31)
Completed 30 or more passes:	Everett Golson at Florida State, 2014 (31)
Completed 20 or more passes:	Ian Book vs. Iowa State – Camping World Bowl, 2019 (20)
Threw six TDs:	Brady Quinn vs. BYU, 2005 (6)
Threw five or more TDs:	Ian Book vs. Navy, 2019 (5)
Threw four or more TDs:	Ian Book at Stanford, 2019 (4)
Threw three or more TDs:	Ian Book vs. Boston College, 2019 (3)
Threw three or more TDs in a half:	Ian Book at Stanford, 2019 (3)
Threw five or more interceptions:	Terry Hanratty vs. USC, 1967 (5)
Threw four or more interceptions:	Everett Golson at Arizona State, 2014 (4)
Threw three or more interceptions:	Brandon Wimbush vs. Ball State, 2018 (3)
Completed a pass of 90 yards or more:	Dayne Crist vs. Michigan, 2010 (95)
Completed a pass of 80 or more yards:	Brandon Wimbush at Stanford, 2017 (83)
Completed a pass of 70 or more yards:	Ian Book vs. Duke, 2020 (75)
Completed a pass of 60 or more yards:	Ian Book vs. Duke, 2020 (75)
Completed a pass of 50 or more yards:	Ian Book vs. Duke, 2020 (75)

**Receiving**

Caught 15 or more passes:	Never
Caught 10 or more passes:	Miles Boykin vs. Stanford, 2018 (11)
Caught seven or more passes:	Cole Kmet, Chris Finke and Chase Claypool vs. Boston College, 2019 (7)
Had 200 or more yards receiving:	Golden Tate at Stanford, 2009 (201)
Had 175 or more yards receiving:	Chase Claypool vs. Wake Forest, 2017 (180)
Had 150 or more yards receiving:	Chase Claypool vs. Wake Forest, 2017 (180)
Had 100 or more yards receiving:	Chase Claypool vs. Iowa State – Camping World Bowl, 2019 (146)
Caught four or more TDs:	Chase Claypool vs. Navy, 2019 (4)
Caught three or more TDs:	Chase Claypool vs. Navy, 2019 (4)
Caught two or more TDs:	Chase Claypool at Stanford, 2019 (2)
Caught three or more TDs in one half:	Chase Claypool vs. Navy, 2019 (3)

**Total Offense**

Had 500 or more yards total offense:	Joe Theismann at USC, 1970 (512)
Had 400 or more yards total offense:	Ian Book vs. New Mexico, 2019 (406)
Had 100 yards both passing and rushing:	Ian Book at Duke, 2019 (181 passing, 139 rushing)

**Scoring**

Accounted for six or more touchdowns:	Ian Book vs. New Mexico, 2019 (1 rushing, 5 passing)
Accounted for five or more touchdowns:	Ian Book vs. Navy, 2019 (5 passing)
Accounted for four or more touchdowns:	Ian Book (4 passing) at Stanford, 2019
Accounted for three or more touchdowns:	Ian Book (3 rushing) vs. South Florida, 2020

**Defense**

Intercepted three or more passes:	Harrison Smith vs. Miami (Fla.), 2010 (3)
Intercepted two or more passes:	Alohi Gilman vs. Syracuse, 2018 (2)
Recovered three or more fumbles:	Never
Forced two fumbles:	Khalid Kareem vs. Navy, 2019 (2)
Recovered two fumbles:	Julian Love vs. Vanderbilt, 2018 (2)
Recorded 20 or more tackles:	Manti Te'o vs. Stanford, 2010 (21)
Recorded 15 or more tackles:	Te'von Coney vs. LSU (Citrus Bowl), 2017 (17)
Recorded 10 or more tackles:	Drew White vs. Navy, 2019 (10)
Recorded 4.0 or more sacks:	Jerry Tillery vs. Stanford, 2018 (4.0)
Recorded 3.0 or more sacks:	Jeremiah Owusu-Koramoah vs. Iowa State – Camping World Bowl, 2019 (3)
Recorded 2.0 or more sacks:	Jeremiah Owusu-Koramoah vs. Iowa State – Camping World Bowl, 2019 (3)

**Special Teams**

Scored 17 or more points kicking:	Kyle Brindza vs. Rutgers (Pinstripe Bowl), 2013 (17)
Scored 15 or more points kicking:	Jonathan Doerer vs. Iowa State – Camping World Bowl, 2019 (15)
Scored 10 or more points kicking:	Jonathan Doerer vs. Iowa State – Camping World Bowl, 2019 (15)
Kicked five or more field goals:	Kyle Brindza vs. Rutgers (Pinstripe Bowl), 2013 (5)
Kicked four or more field goals:	Jonathan Doerer vs. Iowa State – Camping World Bowl, 2019 (4)
Kicked two field goals of 50 or more yards:	Never
Kicked a field goal of 50 or more yards:	Jonathan Doerer vs. Iowa State – Camping World Bowl, 2019 (51)
Kicked a punt 70 or more yards:	Tyler Newsome vs. Michigan State, 2016 (71)
Kicked a punt 60 or more yards:	Jay Bramblett at Michigan, 2019 (61)
Punted 10 or more times:	Jay Bramblett at Michigan, 2019 (10)
Totaled 175 or more kickoff return yards:	C.J. Sanders at Stanford, 2015 (182)
Totaled 100 or more punt return yards:	C.J. Sanders at Stanford, 2015 (182)

**AN OPPOSING TEAM**

**Rushing**

Had 400 or more yards:	Pittsburgh, 1975 (411)
Had 300 or more yards:	Michigan, 2019 (303)
Had 200 or more yards:	Navy, 2019 (281)
Had 50 or more rushing attempts:	Navy, 2019 (64)
Had five or more rush TDs:	Texas, 2016 (5)
Had four or more rush TDs:	Texas, 2016 (5)
Had two or more players with 100 rush yards in a game:	BYU, 2013 (Taysom Hill - 101, Paul Lasike - 101)

**Passing**

Had 400 or more yards:	USC, 2015 (440)
Had 300 or more yards:	Virginia, 2019 (334)
Had 60 or more pass attempts:	Tennessee, 1990 (60)
Had 50 or more pass attempts:	USC, 2018 (51)
Had 40 or more pass attempts:	Stanford, 2019 (47)
Had 30 or more pass completions:	Virginia, 2019 (30)
Had five or more passing TDs:	USC, 2014 (6)
Had four or more passing TDs:	Stanford, 2017 (4)
Had three or more passing TDs:	Michigan, 2019 (3)

**Receiving**

Had two players with 100 receiving yards in a game: Virginia, 2019  
(Hasise Dubois, 143 and Joe Reed, 107)

**Total Offense**

Had 600 or more yards total offense: Ohio State, 2006 Fiesta Bowl (617)  
 Had 500 or more yards total offense: Wake Forest, 2017 (587)  
 Had 400 or more yards total offense: Michigan, 2019 (437)  
 Had 90 or more plays: Wake Forest, 2018 (92)  
 Had 80 or more plays: Virginia Tech, 2018 (85)  
 Had 75 or more plays: Stanford, 2019 (75)

**Scoring**

Scored 60 or more points: Never  
 Scored 50 or more points: Texas, 2016 (50)  
 Scored 40 or more points: Michigan, 2019 (45)  
 Scored 30 or more points: Michigan, 2019 (45)  
 Scored a two-point conversion: Navy, 2018

**Turnovers**

Did not commit a turnover: Michigan, 2019  
 Had three or more fumbles lost: Navy, 2019 (4)  
 Intercepted five or more passes: USC, 1967 (7)  
 Intercepted four or more passes: Arizona State, 2014 (4)  
 Intercepted three or more passes: Ball State, 2018 (3)  
 Returned an interception for a TD: at Miami, Fla., 2017  
(Trajan Bandy – 65 yards)  
 Returned a fumble for a TD: vs. Virginia Tech, 2019  
(Divine Deablo – 98 yards)

**Defense**

Held ND to 10 or fewer first downs: at NC State, 2016 (10)  
 Scored a safety: vs. Stanford, 2016  
 Held ND to 50 or fewer rushing yards: at Michigan, 2019 (47)  
 Held ND to 200 or fewer passing yards: vs. South Florida, 2020 (149)  
 Held ND to 100 or fewer passing yards: at Boston College, 2017 (96)  
 Held ND to 300 or fewer yards total offense: Michigan, 2019 (180)  
 Held ND to 200 or fewer yards total offense: at Michigan, 2019 (180)

**Special Teams**

Returned a punt for a TD: at USC, 2016 (Adore Jackson – 55 yards)  
 Returned a blocked punt for a TD: NC State, 2017  
(Germaine Pratt – 0 yards)  
 Returned a kickoff for a TD: Pittsburgh, 2018 (Maurice French – 99 yards)  
 Returned a punt for TD and kickoff for TD in same game: at USC, 2016  
(Adore Jackson – 55 yd PR; 97 yd KO)  
 Punted 10 or more times: Boston College, 2010 (11)  
 Did not punt: Miami (Fla.), 1985  
 Missed a kicking PAT: Massachusetts, 2015

**Miscellaneous**

Had 30 or more first downs: Wake Forest, 2017 (34)  
 Had 20 or more first downs: Stanford, 2019 (26)  
 Had 10 or more penalties: NC State, 2017 (12)  
 Had 100 or more yards in penalties: Georgia, 2017 (127)  
 Had 35 minutes or more of possession time: Navy, 2019 (36:00)  
 Had one 100-yard receiver and one 100-yard rusher: Wake Forest, 2017  
(Matt Colburn, 120 rushing; Anthony Bachman, 116 receiving)

**AN OPPOSING PLAYER**

**Rushing**

Rushed for 300 or more yards: Tony Dorsett, Pittsburgh, 1975 (303)  
 Rushed for 200 or more yards: Alexander Teich, Navy, 2010 (210)  
 Rushed for 150 or more yards: Tyler Gaffney, Stanford, 2013 (189)  
 Rushed for 100 or more yards: Malcolm Perry, Navy, 2019 (138)  
 Rushed 40 or more times: Craig Heyward, Pittsburgh, 1987 (42)  
 Rushed 30 or more times: Tyler Gaffney, Stanford, 2013 (33)  
 Rushed 25 or more times: Malcolm Perry, Navy, 2019 (25)  
 Rushed for five or more TDs: Walter Reyes, Syracuse, 2003 (5)  
 Rushed for four or more TDs: Ezekiel Elliott, Ohio State (Fiesta Bowl), 2015 (4)  
 Rushed for three or more TDs: Tyrone Swoopes, Texas, 2016 (3)  
 Rushed for two or more TDs: Zach Charbonnet, at Michigan, 2019 (2)  
 Had a run of 80 or more yards: Jeff Smith, Boston College, 2015 (80)  
 Had a run of 70 or more yards: Gerald Holmes, Michigan State, 2016 (73)  
 Had a run of 60 or more yards: Gerald Holmes, Michigan State, 2016 (73)  
 Had a run of 50 or more yards: Malcolm Perry, Navy, 2018 (58)

**Passing**

Passed for 500 or more yards: Never  
 Passed for 400 or more yards: Matt Leinart, USC, 2004 (400)  
 Passed for 300 or more yards: Bryce Perkins, Virginia, 2019 (334)  
 Attempted 60 or more passes: Andy Kelly, Tennessee, 1990 (60)  
 Attempted 50 or more passes: JT Daniels, USC, 2018 (51)  
 Attempted 40 or more passes: Davis Mills, Stanford, 2019 (46)  
 Completed 30 or more passes: Bryce Perkins, Virginia, 2019 (30)  
 Completed 20 or more passes: Chase Brice, Duke, 2020 (20)  
 Threw six or more TDs: Cody Kessler, USC, 2014 (6)  
 Threw five or more TDs: Cody Kessler, USC, 2014 (6)  
 Threw four or more TDs: KJ Costello, Stanford, 2017 (4)  
 Threw three or more TDs: KJ Costello, Stanford, 2017 (4)  
 Completed a pass of 90 or more yards: Kyle Orton, Purdue, 2004 (97)  
 Completed a pass of 80 or more yards: Cody Kessler, USC, 2015 (83)  
 Completed a pass of 70 or more yards: Eric Dungey, Syracuse, 2016 (72)  
 Completed a pass of 60 or more yards: Eric Dungey, Syracuse, 2016 (72)  
 Completed a pass of 50 or more yards: Chase Brice, Duke, 2020 (55)

**Receiving**

Caught 15 or more passes: Jalen Saunders, Oklahoma, 2012 (15)  
 Caught 10 or more passes: Michael Wilson, Stanford, 2019 (10)  
 Caught seven or more passes: Michael Wilson, Stanford, 2019 (10)  
 Had 200 or more yards receiving: Selwyn Lymon, Purdue, 2006 (238)  
 Had 150 or more yards receiving: Canaan Severin, Virginia, 2015 (153)  
 Had 100 or more yards receiving: Amon St. Brown, Southern Cal, 2019 (112)  
 Caught three or more TD passes: Jeremy Gallon, Michigan, 2013 (3)  
 Caught two or more TD passes: James Gardner, Miami (Ohio), 2017 (2)

**Scoring**

Accounted for six or more touchdowns: Cody Kessler, USC, 2014 (6 passing, 0 rushing)  
 Accounted for five or more touchdowns: Eric Dungey, Syracuse, 2016 (2 passing, 3 rushing)  
 Accounted for four or more touchdowns: KJ Costello, Stanford, 2017 (4 passing, 0 rushing)  
 Accounted for three or more touchdowns: KJ Costello, Stanford, 2017 (4 passing, 0 rushing)

**Defense**

Intercepted three or more passes: Rod Johnson, North Carolina State, 2003 (3)  
 Intercepted two or more passes: Justin Simmons, Boston College, 2015 (2)  
 Recorded three or more sacks: Bradley Chubb, NC State, 2016 (3.0)  
 Recorded two or more sacks: Marlon Tuipolotu, USC, 2018 (2.0)

**Special Teams**

Kicked four or more field goals: Jack Mitchell, Northwestern, 2014 (4)  
 Kicked a field goal 50 or more yards: Matt Payne, BYU, 2004 (53)  
 Kicked a punt of 65 or more yards: Jake Bailey, Stanford, 2017 (65)  
 Totalled 100 or more kick return yards: Damond Philyaw-Johnson, Duke, 2019 (122)

<b>Team Statistics</b>	<b>ND</b>	<b>OPP</b>
SCORING	79	13
Points Per Game	39.5	6.5
Points Off Turnovers	7	0
FIRST DOWNS	45	29
Rushing	27	9
Passing	17	17
Penalty	1	3
RUSHING YARDAGE	459	181
Yards gained rushing	490	241
Yards lost rushing	31	60
Rushing Attempts	87	63
Average Per Rush	5.3	2.9
Average Per Game	229.5	90.5
TDs Rushing	8	1
PASSING YARDAGE	412	384
Comp-Att-Int	32-52-1	32-66-0
Average Per Pass	7.9	5.8
Average Per Catch	12.9	12.0
Average Per Game	206.0	192.0
TDs Passing	1	0
TOTAL OFFENSE	871	565
Total Plays	139	129
Average Per Play	6.3	4.4
Average Per Game	435.5	282.5
KICK RETURNS: #-Yards	5-104	10-170
PUNT RETURNS: #-Yards	3-65	4-27
INT RETURNS: #-Yards	0-0	1-0
KICK RETURN AVERAGE	20.8	17.0
PUNT RETURN AVERAGE	21.7	6.8
INT RETURN AVERAGE	0.0	0.0
FUMBLES-LOST	2-0	2-2
PENALTIES-Yards	6-64	8-71
Average Per Game	32.0	35.5
PUNTS-Yards	8-337	12-418
Average Per Punt	42.1	34.8
Net punt average	38.8	29.4
KICKOFFS-Yards	14-857	5-307
Average Per Kick	61.2	61.4
Net kick average	41.9	40.6
TIME OF POSSESSION/Game	32:55	27:05
3RD-DOWN Conversions	15/30	6/30
3rd-Down Pct	50%	20%
4TH-DOWN Conversions	4/4	1/6
4th-Down Pct	100%	17%
SACKS BY-Yards	5-36	3-14
MISC YARDS	0	0
TOUCHDOWNS SCORED	10	1
FIELD GOALS-ATTEMPTS	3-4	2-2
ON-SIDE KICKS	0-0	0-0
RED-ZONE SCORES	(9-11) 82%	(3-4) 75%
RED-ZONE TOUCHDOWNS	(7-11) 64%	(1-4) 25%
PAT-ATTEMPTS	(10-10) 100%	(1-1) 100%
ATTENDANCE	20182	0
Games/Avg Per Game	2/10091	0/0
Neutral Site Games		0/0

<b>Score by Quarters</b>	<b>1st</b>	<b>2nd</b>	<b>3rd</b>	<b>4th</b>	<b>OT</b>	<b>Total</b>
Notre Dame	14	31	17	17	0	79
Opponents	3	3	7	0	0	13

<b>Rushing</b>	<b>gp-gs</b>	<b>att</b>	<b>gain</b>	<b>loss</b>	<b>net</b>	<b>avg</b>	<b>td</b>	<b>lg</b>	<b>avg/g</b>
Kyren Williams	2-2	29	179	5	174	6.0	2	26	87.0
Flemister,C'Bo	1-0	13	127	0	127	9.8	1	31	127.0
Chris Tyree	2-0	14	91	6	85	6.1	1	31	42.5
Ian Book	2-2	13	35	14	21	1.6	3	8	10.5
Jahmir Smith	1-0	5	15	0	15	3.0	0	7	15.0
Jay Bramblett	2-0	1	14	0	14	14.0	0	14	7.0
Jafar Armstrong	2-0	9	18	6	12	1.3	1	5	6.0
Tommy Tremble	2-2	1	4	0	4	4.0	0	4	2.0
Pyne,Drew	1-0	1	4	0	4	4.0	0	4	4.0
Lenzy,Braden	1-0	1	3	0	3	3.0	0	3	3.0
<b>Total</b>	<b>2</b>	<b>87</b>	<b>490</b>	<b>31</b>	<b>459</b>	<b>5.3</b>	<b>8</b>	<b>31</b>	<b>229.5</b>
<b>Opponents</b>	<b>2</b>	<b>63</b>	<b>241</b>	<b>60</b>	<b>181</b>	<b>2.9</b>	<b>1</b>	<b>42</b>	<b>90.5</b>

<b>Passing</b>	<b>gp-gs</b>	<b>effc</b>	<b>comp</b>	<b>att</b>	<b>in</b>	<b>pct</b>	<b>yds</b>	<b>td</b>	<b>lg</b>	<b>avg/g</b>
Ian Book	2-2	132.98	31	50	1	62.0	407	1	75	203.5
Pyne,Drew	1-0	71.00	1	2	0	50.0	5	0	5	5.0
<b>Total</b>	<b>2</b>	<b>130.59</b>	<b>32</b>	<b>52</b>	<b>1</b>	<b>61.5</b>	<b>412</b>	<b>1</b>	<b>75</b>	<b>206.0</b>
<b>Opponents</b>	<b>2</b>	<b>97.36</b>	<b>32</b>	<b>66</b>	<b>0</b>	<b>48.5</b>	<b>384</b>	<b>0</b>	<b>55</b>	<b>192.0</b>

<b>Receiving</b>	<b>gp-gs</b>	<b>no.</b>	<b>yds</b>	<b>avg</b>	<b>td</b>	<b>lg</b>	<b>avg/g</b>
Tommy Tremble	2-2	8	104	13.0	0	27	52.0
Kyren Williams	2-2	4	103	25.8	0	75	51.5
Michael Mayer	2-1	4	43	10.8	0	17	21.5
Joe Wilkins, Jr.	2-0	4	39	9.8	0	15	19.5
Jafar Armstrong	2-0	3	38	12.7	0	20	19.0
Lenzy,Braden	1-0	3	34	11.3	0	22	34.0
Avery Davis	2-1	2	26	13.0	1	17	13.0
Flemister,C'Bo	1-0	1	9	9.0	0	9	9.0
Javon McKinley	2-2	1	7	7.0	0	7	3.5
Bauman,Kevin	1-0	1	5	5.0	0	5	5.0
Lawrence Keys III	1-0	1	4	4.0	0	4	4.0
<b>Total</b>	<b>2</b>	<b>32</b>	<b>412</b>	<b>12.9</b>	<b>1</b>	<b>75</b>	<b>206.0</b>
<b>Opponents</b>	<b>2</b>	<b>32</b>	<b>384</b>	<b>12.0</b>	<b>0</b>	<b>55</b>	<b>192.0</b>

<b>Punt Returns</b>	<b>no.</b>	<b>yds</b>	<b>avg</b>	<b>td</b>	<b>lg</b>
Lawrence Keys III	1	3	3.0	0	3
Matt Salerno	1	7	7.0	0	7
Ekwonu,Osita	1	54	54.0	0	0
Botelho,Jordan	0	1	0.0	1	1
<b>Total</b>	<b>3</b>	<b>65</b>	<b>21.7</b>	<b>1</b>	<b>7</b>
<b>Opponents</b>	<b>4</b>	<b>27</b>	<b>6.8</b>	<b>0</b>	<b>13</b>

<b>Interceptions</b>	<b>no.</b>	<b>yds</b>	<b>avg</b>	<b>td</b>	<b>lg</b>
<b>Total</b>	<b>0</b>	<b>0</b>	<b>0.0</b>	<b>0</b>	<b>0</b>
<b>Opponents</b>	<b>1</b>	<b>0</b>	<b>0.0</b>	<b>0</b>	<b>0</b>

<b>Kick Returns</b>	<b>no.</b>	<b>yds</b>	<b>avg</b>	<b>td</b>	<b>lg</b>
Chris Tyree	5	104	20.8	0	38
<b>Total</b>	<b>5</b>	<b>104</b>	<b>20.8</b>	<b>0</b>	<b>38</b>
<b>Opponents</b>	<b>10</b>	<b>170</b>	<b>17.0</b>	<b>0</b>	<b>26</b>

<b>Fumble Returns</b>	<b>no.</b>	<b>yds</b>	<b>avg</b>	<b>td</b>	<b>lg</b>
<b>Total</b>	<b>0</b>	<b>0</b>	<b>0.0</b>	<b>0</b>	<b>0</b>
<b>Opponents</b>	<b>0</b>	<b>0</b>	<b>0.0</b>	<b>0</b>	<b>0</b>

<b>Scoring</b>	<b>td</b>	<b>fg</b>	<b>PAT</b>				<b>dx</b>	<b>saf</b>	<b>pts</b>
			<b>kick</b>	<b>rush</b>	<b>rcv</b>	<b>pass</b>			
Jonathan Doerer	-	3-4	9-9	-	-	-	-	-	18
Ian Book	3	-	-	-	-	-	-	-	18
Kyren Williams	2	-	-	-	-	-	-	-	12
Chris Tyree	1	-	-	-	-	-	-	-	6
Botelho,Jordan	1	-	-	-	-	-	-	-	6
Jafar Armstrong	1	-	-	-	-	-	-	-	6
Flemister,C'Bo	1	-	-	-	-	-	-	-	6
Avery Davis	1	-	-	-	-	-	-	-	6
Goepferich,Daws	-	-	1-1	-	-	-	-	-	1
<b>Total</b>	<b>10</b>	<b>3-4</b>	<b>10-10</b>	<b>-</b>	<b>-</b>	<b>-</b>	<b>-</b>	<b>-</b>	<b>79</b>
<b>Opponents</b>	<b>1</b>	<b>2-2</b>	<b>1-1</b>	<b>-</b>	<b>-</b>	<b>-</b>	<b>-</b>	<b>-</b>	<b>13</b>

<b>Total Offense</b>	<b>g</b>	<b>plays</b>	<b>rush</b>	<b>pass</b>	<b>total</b>	<b>avg/g</b>
Ian Book	2	63	21	407	428	214.0
Kyren Williams	2	29	174	0	174	87.0
Flemister,C'Bo	1	13	127	0	127	127.0
Chris Tyree	2	14	85	0	85	42.5
Jahmir Smith	1	5	15	0	15	15.0
Jay Bramblett	2	1	14	0	14	7.0
Jafar Armstrong	2	9	12	0	12	6.0
Pyne,Drew	1	3	4	5	9	9.0
Tommy Tremble	2	1	4	0	4	2.0
Lenzy,Braden	1	1	3	0	3	3.0
<b>Total</b>	<b>2</b>	<b>139</b>	<b>459</b>	<b>412</b>	<b>871</b>	<b>435.5</b>
<b>Opponents</b>	<b>2</b>	<b>129</b>	<b>181</b>	<b>384</b>	<b>565</b>	<b>282.5</b>

<b>Field Goals</b>	<b>fg</b>	<b>pct.</b>	<b>01-19</b>	<b>20-29</b>	<b>30-39</b>	<b>40-49</b>	<b>50-99</b>	<b>lg</b>	<b>blk</b>
Jonathan Doerer	3-4	75.0	0-0	1-1	1-2	1-1	0-0	48	0

<b>FG Sequence</b>	<b>Notre Dame</b>	<b>Opponents</b>
Duke	(48),(34)	(29),(30)
South Fla.	38,(22)	-

Numbers in (parentheses) indicate field goal was made.

<b>Punting</b>	<b>no.</b>	<b>yds</b>	<b>avg</b>	<b>lg</b>	<b>tb</b>	<b>fc</b>	<b>i20</b>	<b>50+</b>	<b>blk</b>
Jay Bramblett	8	337	42.1	53	0	2	4	2	0
<b>Total</b>	<b>8</b>	<b>337</b>	<b>42.1</b>	<b>53</b>	<b>0</b>	<b>2</b>	<b>4</b>	<b>2</b>	<b>0</b>
<b>Opponents</b>	<b>12</b>	<b>418</b>	<b>34.8</b>	<b>60</b>	<b>0</b>	<b>3</b>	<b>4</b>	<b>3</b>	<b>1</b>

<b>Kickoffs</b>	<b>no.</b>	<b>yds</b>	<b>avg</b>	<b>tb</b>	<b>ob</b>	<b>retn</b>	<b>net</b>	<b>ydIn</b>
Jonathan Doerer	12	741	61.8	4	0			
Goepferich,Daws	2	116	58.0	0	0			
<b>Total</b>	<b>14</b>	<b>857</b>	<b>61.2</b>	<b>4</b>	<b>0</b>	<b>0</b>	<b>17.0</b>	<b>41.9</b>
<b>Opponents</b>	<b>5</b>	<b>307</b>	<b>61.4</b>	<b>0</b>	<b>0</b>	<b>0</b>	<b>20.8</b>	<b>40.6</b>



All Purpose	g	rush	rcv	pr	kr	ir	total	avg/g
Kyren William	2	174	103	0	0	0	277	138.5
Chris Tyree	2	85	0	0	104	0	189	94.5
Flemister,C'B	1	127	9	0	0	0	136	136.0
Tommy Trem	2	4	104	0	0	0	108	54.0
Ekwonu,Osita	1	0	0	54	0	0	54	54.0
Jafar Armstro	2	12	38	0	0	0	50	25.0
Michael Maye	2	0	43	0	0	0	43	21.5
Joe Wilkins, J	2	0	39	0	0	0	39	19.5
Lenzy,Braden	1	3	34	0	0	0	37	37.0
Avery Davis	2	0	26	0	0	0	26	13.0
Ian Book	2	21	0	0	0	0	21	10.5
Jahmir Smith	1	15	0	0	0	0	15	15.0
Jay Bramblett	2	14	0	0	0	0	14	7.0
Matt Salerno	1	0	0	7	0	0	7	7.0
Lawrence Ke	1	0	4	3	0	0	7	7.0
Javon McKinl	2	0	7	0	0	0	7	3.5
Bauman,Kevi	1	0	5	0	0	0	5	5.0
Pyne,Drew	1	4	0	0	0	0	4	4.0
Botelho,Jorda	1	0	0	1	0	0	1	1.0
Total	2	459	412	65	104	0	1040	520.0
Opponents	2	181	384	27	170	0	762	381.0

#	Defensive Leaders	gp-gs	Tackles				tfl/yds	Sacks no-yds	Pass defense			Fumbles		blkd	
			ua	a	tot				int-yds	brup	qbh	rcv-yds	ff	kick	saf
60	Jer., Owusu-Koramo	2-2	6	4	10	2.0-9	1.0-6	.	.	.	.	1	.	.	
40	Drew White	2-2	5	4	9	0.5-0	.	.	.	2	.	.	.	.	
2K	Kiser,Jack	1-1	7	1	8	2.0-4	.	.	.	1	.	.	.	.	
1H	Kyle Hamilton	1-1	5	2	7	.	.	.	1	1	.	.	.	.	
1M	Paul Moala	2-0	5	1	6	.	.	.	.	.	.	.	.	.	
4M	Nick McCloud	2-2	4	1	5	.	.	.	1	.	.	.	.	.	
5B	Bo Bauer	2-0	1	4	5	.	.	.	.	.	.	.	.	.	
2L	Lewis,Clarence	1-1	5	.	5	1.0-3	.	.	3	.	.	.	.	.	
95	M. Tagovailoa-Amosa	2-2	4	1	5	2.0-4	.	.	.	.	.	.	.	.	
3G	Griffith,Housto	1-1	5	.	5	1.0-4	.	.	.	.	.	.	.	.	
2T	TaRiq Bracy	1-1	4	.	4	.	.	.	2	.	.	.	.	.	
7F	Isaiah Foskey	2-0	3	1	4	2.5-20	2.0-19	.	1	4	.	.	.	.	
2C	Shaun Crawford	2-2	1	3	4	.	.	.	.	.	1-0	.	.	.	
1	Wallace,KJ	1-0	2	1	3	1.0-4	.	.	.	.	.	.	.	.	
35	Marist Liufau	1-1	1	2	3	.	.	.	.	.	.	.	.	.	
9H	Daelin Hayes	2-2	1	2	3	.	.	.	1	.	.	.	.	.	
3L	Lamb,Jack	1-0	2	1	3	.	.	.	2	.	.	.	.	.	
1P	Isaiah Pryor	2-0	3	.	3	.	.	.	.	.	.	.	.	.	
91	Adetokunbo Ogundeji	2-2	2	1	3	.	.	.	2	1-0	.	.	.	.	
2B	Bertrand,JD	1-0	2	1	3	.	.	.	.	.	.	.	.	.	
9E	Ehrensberger,Al	1-0	2	.	2	2.0-7	1.0-6	.	.	.	.	.	.	.	
41	Kurt Hinish	2-2	2	.	2	2.0-9	1.0-5	.	.	.	.	.	.	.	
1A	Justin Ademilola	2-0	.	2	2	.	.	.	.	.	.	.	.	.	
TM	,TEAM	2-0	2	.	2	1.0-3	.	.	.	.	.	.	.	.	
3E	Ekwonu,Osita	1-0	2	.	2	.	.	.	.	.	.	.	1	.	
1B	DJ Brown	2-0	2	.	2	.	.	.	1	1	.	.	.	.	
5L	Jacob Lacey	2-0	.	2	2	1.0-2	.	.	1	.	.	.	.	.	
1J	Botelho,Jordan	1-0	1	.	1	.	.	.	.	.	.	.	.	.	
5	Cam Hart	2-0	1	.	1	.	.	.	2	.	.	.	.	.	
5C	Cross III,Howar	1-0	1	.	1	.	.	.	1	.	.	.	.	.	
65	Michael Vinson	2-0	.	1	1	.	.	.	.	.	.	.	.	.	
20	Ovie Oghufo	1-0	.	1	1	.	.	.	.	.	.	.	.	.	
5A	Jayson Ademilola	1-0	.	.	.	.	.	.	2	.	.	.	.	.	
Total		2	81	36	117	18-69	5-36	.	12	17	2-0	1	1	.	
Opponents		2	93	36	129	8-29	3-14	1-0	2	3	.	2	.	.	

**TEAM STATISTICS**

Date	Opponent	Rushing				Receiving				Passing				Kick Returns				Punt Returns				tot off		
		no.	yds	td	lg	no.	yds	td	lg	cmp	att	int	yds	td	lg	no.	yds	td	lg	no.	yds		td	lg
Sep 12	DUKE	42	178	2	26	19	263	1	75	19	31	1	263	1	75	4	90	0	38	1	3	0	3	441
Sep 19	SOUTH FLA.	45	281	6	31	13	149	0	27	13	21	0	149	0	27	1	14	0	14	2	62	1	7	430
Notre Dame		87	459	8	31	32	412	1	75	32	52	1	412	1	75	5	104	0	38	3	65	1	7	871
		63	181	1	42	32	384	0	55	32	66	0	384	0	55	10	170	0	26	4	27	0	13	565

Games: 2 • Avg/rush: 5.3 • Avg/catch: 12.9 • Pass effic: 130.59 • KR avg: 20.8 • PR avg: 21.7 • All purpose avg/game: 520.0 • Total offense

Date	Opponent	Tackles				Sacks no-yds	Fumble		Pass Defense			blkd kick	PAT Attempts			off		
		ua	a	total	tfl-yds		ff	fr-yds	int-yds	qbh	brup		kick	rush	rcv	saf	t/o	pts
Sep 1	DUKE	38	26	64	7.0-33	3.0-21	1	2-0	0-0	9	6	0	3-3	0	0	0	7	27
Sep 1	SOUTH FLA.	43	10	53	11.0-36	2.0-15	0	0-0	0-0	8	6	1	7-7	0	0	0	0	52
Notre Dame		81	36	117	18.0-69	5.0-36	1	2-0	0-0	17	12	1	10-10	0	0	0	7	79
		93	36	129	8.0-29	3.0-14	2	0-0	1-0	3	2	0	1-1	0	0	0	0	13

Date	Opponent	Punting						Field Goals			Kickoffs							
		no.	yds	avg	long	blkd	tb	fc	50+	i20	md-att	long	blkd	no.	yds	avg	tb	ob
Sep 1	DUKE	6	263	43.8	53	0	0	1	2	3	2-2	48	0	5	322	64.4	3	0
Sep 1	SOUTH FLA.	2	74	37.0	40	0	0	1	0	1	1-2	22	0	9	535	59.4	1	0
Notre Dame		8	337	42.1	53	0	0	2	2	4	3-4	48	0	14	857	61.2	4	0
		12	418	34.8	60	1	0	3	3	4	2-2	30	0	5	307	61.4	0	0

**OPPONENT STATISTICS**

Date	Opponent	Rushing				Receiving				Passing				Kick Returns				Punt Returns				tot off		
		no.	yds	td	lg	no.	yds	td	lg	cmp	att	int	yds	td	lg	no.	yds	td	lg	no.	yds		td	lg
Sep 12	DUKE	30	75	1	23	20	259	0	55	20	37	0	259	0	55	2	41	0	25	4	27	0	13	334
Sep 19	SOUTH FLA.	33	106	0	42	12	125	0	36	12	29	0	125	0	36	8	129	0	26	0	0	0	0	231
Opponents		63	181	1	42	32	384	0	55	32	66	0	384	0	55	10	170	0	26	4	27	0	13	565
		87	459	8	31	32	412	1	75	32	52	1	412	1	75	5	104	0	38	3	65	1	7	871

Games: 2 • Avg/rush: 2.9 • Avg/catch: 12.0 • Pass effic: 97.36 • KR avg: 17.0 • PR avg: 6.8 • All purpose avg/game: 381.0 • Total offense av

Date	Opponent	Tackles				Sacks no-yds	Fumble		Pass Defense			blkd kick	PAT Attempts			off		
		ua	a	total	tfl-yds		ff	fr-yds	int-yds	qbh	brup		kick	rush	rcv	saf	t/o	pts
Sep 1	DUKE	48	18	66	5.0-18	3.0-14	0	0-0	1-0	2	0	0	1-1	0	0	0	0	13
Sep 1	SOUTH FLA.	45	18	63	3.0-11	0.0-0	2	0-0	0-0	1	2	0	0-0	0	0	0	0	0
Opponents		93	36	129	8.0-29	3.0-14	2	0-0	1-0	3	2	0	1-1	0	0	0	0	13
		81	36	117	18.0-69	5.0-36	1	2-0	0-0	17	12	1	10-10	0	0	0	7	79

Date	Opponent	Punting						Field Goals			Kickoffs							
		no.	yds	avg	long	blkd	tb	fc	50+	i20	md-att	long	blkd	no.	yds	avg	tb	ob
Sep 1	DUKE	6	274	45.7	60	0	0	3	2	4	2-2	30	0	4	258	64.5	0	0
Sep 1	SOUTH FLA.	6	144	24.0	53	1	0	0	1	0	0-0	0	0	1	49	49.0	0	0
Opponents		12	418	34.8	60	1	0	3	3	4	2-2	30	0	5	307	61.4	0	0
		8	337	42.1	53	0	0	2	2	4	3-4	48	0	14	857	61.2	4	0

**Notre Dame Inside Opponent Red-Zone**

Date	Opponent	Score	Times			Total	Rush	Pass	FGs	Failed to score inside RZ					
			In RZ	Score	Pts					TDs	TDs	TDs	Made	FGA	Dow
Sep 12, 202	DUKE	27-13	4	3	17	2	1	1	1	0	0	1	0	0	0
Sep 19, 202	SOUTH FLA.	52-0	7	6	38	5	5	0	1	1	0	0	0	0	0
Totals			11	9	55	7	6	1	2	1	0	1	0	0	0
9 of 11 (81.8%)															

**Opponents Inside Notre Dame Red-Zone**

Date	Opponent	Score	Times			Total	Rush	Pass	FGs	Failed to score inside RZ					
			In RZ	Score	Pts					TDs	TDs	TDs	Made	FGA	Dow
Sep 12, 202	DUKE	27-13	3	3	13	1	1	0	2	0	0	0	0	0	0
Sep 19, 202	SOUTH FLA.	52-0	1	0	0	0	0	0	0	0	1	0	0	0	0
Totals			4	3	13	1	1	0	2	0	1	0	0	0	0
3 of 4 (75.0%)															

**3rd-Down Conversions**

Date	Opponent	Score	Overall		1st Qtr		2nd Qtr		3rd Qtr		4th Qtr		Overtime	
Sep 12, 202	DUKE	27-13	7-16	43.8	0-3	0.0	2-4	50.0	1-4	25.0	4-5	80.0		
Sep 19, 202	SOUTH FLA.	52-0	8-14	57.1	5-5	100.0	2-3	66.7	0-3	0.0	1-3	33.3		
Notre Dame			15-30	50.0	5-8	62.5	4-7	57.1	1-7	14.3	5-8	62.5	0-0	0.0
Opponents			6-30	20.0	1-7	14.3	0-7	0.0	2-8	25.0	3-8	37.5	0-0	0.0

**4th-Down Conversions**

Date	Opponent	Score	Overall		1st Qtr		2nd Qtr		3rd Qtr		4th Qtr		Overtime	
Sep 12, 202	DUKE	27-13	2-2	100.0	0-0	0.0	1-1	100.0	1-1	100.0	0-0	0.0		
Sep 19, 202	SOUTH FLA.	52-0	2-2	100.0	0-0	0.0	0-0	0.0	1-1	100.0	1-1	100.0		
Notre Dame			4-4	100.0	0-0	0.0	1-1	100.0	2-2	100.0	1-1	100.0	0-0	0.0
Opponents			1-6	16.7	0-2	0.0	0-0	0.0	1-2	50.0	0-2	0.0	0-0	0.0

**Time of Possession**

Date	Opponent	Score	Overall		1st Qtr		2nd Qtr		3rd Qtr		4th Qtr		Overtime	
Sep 12, 202	DUKE	27-13	33:24		4:43		8:43		9:59		9:59			
Sep 19, 202	SOUTH FLA.	52-0	32:27		10:51		7:48		5:30		8:18			
Notre Dame			Total	65:51	15:34		16:31		15:29		18:17		0:00	
			Avg.	32:55	7:47		8:15		7:44		9:08		0:00	
Opponents			Total	54:09	14:26		13:29		14:31		11:43		0:00	
			Avg.	27:04	7:13		6:44		7:15		5:51		0:00	

**NOTRE DAME INDIVIDUAL GAME HIGHS**

Rushes	19	Kyren Williams vs Duke (Sep 12, 2020)
Yards Rushing	127	Flemister,C'Bo vs South Fla. (Sep 19, 2020)
TD Rushes	3	Ian Book vs South Fla. (Sep 19, 2020)
Long Rush	31	Flemister,C'Bo vs South Fla. (Sep 19, 2020)
	31	Chris Tyree vs South Fla. (Sep 19, 2020)
Pass attempts	31	Ian Book vs Duke (Sep 12, 2020)
Pass completions	19	Ian Book vs Duke (Sep 12, 2020)
Yards Passing	263	Ian Book vs Duke (Sep 12, 2020)
TD Passes	1	Ian Book vs Duke (Sep 12, 2020)
Long Pass	75	Ian Book vs Duke (Sep 12, 2020)
Receptions	5	Tommy Tremble vs Duke (Sep 12, 2020)
Yards Receiving	93	Kyren Williams vs Duke (Sep 12, 2020)
TD Receptions	1	Avery Davis vs Duke (Sep 12, 2020)
Long Reception	75	Kyren Williams vs Duke (Sep 12, 2020)
Field Goals	2	Jonathan Doerer vs Duke (Sep 12, 2020)
Long Field Goal	48	Jonathan Doerer vs Duke (Sep 12, 2020)
Punts	6	Jay Bramblett vs Duke (Sep 12, 2020)
Punting Avg	43.8	Jay Bramblett vs Duke (Sep 12, 2020)
Long Punt	53	Jay Bramblett vs Duke (Sep 12, 2020)
Punts inside 20	3	Jay Bramblett vs Duke (Sep 12, 2020)
Long Punt Return	7	Matt Salerno vs South Fla. (Sep 19, 2020)
Long Kickoff Return	38	Chris Tyree vs Duke (Sep 12, 2020)
Tackles	9	Jer., Owusu-Koramoah vs Duke (Sep 12, 2020)
Sacks	1.0	Jer., Owusu-Koramoah vs Duke (Sep 12, 2020)
	1.0	Isaiah Foskey vs Duke (Sep 12, 2020)
	1.0	Kurt Hinish vs Duke (Sep 12, 2020)
	1.0	Isaiah Foskey vs South Fla. (Sep 19, 2020)
	1.0	Ehrensberger,Al vs South Fla. (Sep 19, 2020)
Tackles For Loss	2.0	Jer., Owusu-Koramoah vs Duke (Sep 12, 2020)
	2.0	Kurt Hinish vs Duke (Sep 12, 2020)
	2.0	Kiser,Jack vs South Fla. (Sep 19, 2020)
	2.0	Ehrensberger,Al vs South Fla. (Sep 19, 2020)

**OPPONENT INDIVIDUAL GAME HIGHS**

Rushes	15	Jackson, D., vs Duke (Sep 12, 2020)
Yards Rushing	70	Ford,Johnny, vs South Fla. (Sep 19, 2020)
TD Rushes	1	Brice, C., vs Duke (Sep 12, 2020)
Long Rush	42	Ford,Johnny, vs South Fla. (Sep 19, 2020)
Pass attempts	37	Brice, C., vs Duke (Sep 12, 2020)
Pass completions	20	Brice, C., vs Duke (Sep 12, 2020)
Yards Passing	259	Brice, C., vs Duke (Sep 12, 2020)
Long Pass	55	Brice, C., vs Duke (Sep 12, 2020)
Receptions	5	Gray, N., vs Duke (Sep 12, 2020)
	5	Calhoun, J., vs Duke (Sep 12, 2020)
Yards Receiving	78	Pancol, E., vs Duke (Sep 12, 2020)
Long Reception	55	Pancol, E., vs Duke (Sep 12, 2020)
Field Goals	2	Ham, C., vs Duke (Sep 12, 2020)
Long Field Goal	30	Ham, C., vs Duke (Sep 12, 2020)
Punts	6	Wilson, P., vs Duke (Sep 12, 2020)
Punting Avg	45.7	Wilson, P., vs Duke (Sep 12, 2020)
Long Punt	60	Wilson, P., vs Duke (Sep 12, 2020)
Punts inside 20	4	Wilson, P., vs Duke (Sep 12, 2020)
Long Punt Return	13	Blackwell, J., vs Duke (Sep 12, 2020)
Long Kickoff Return	26	Battie,Brian, vs South Fla. (Sep 19, 2020)
Tackles	9	Roberts,Nick, vs South Fla. (Sep 19, 2020)
Sacks	1.5	Shelton II, R., vs Duke (Sep 12, 2020)
Tackles For Loss	2.5	Shelton II, R., vs Duke (Sep 12, 2020)
Interceptions	1	Young Iv, L., vs Duke (Sep 12, 2020)

**NOTRE DAME TEAM GAME HIGHS**

Rushes	45	vs South Fla. (Sep 19, 2020)
Yards Rushing	281	vs South Fla. (Sep 19, 2020)
Yards Per Rush	6.2	vs South Fla. (Sep 19, 2020)
TD Rushes	6	vs South Fla. (Sep 19, 2020)
Pass attempts	31	vs Duke (Sep 12, 2020)
Pass completions	19	vs Duke (Sep 12, 2020)
Yards Passing	263	vs Duke (Sep 12, 2020)
Yards Per Pass	8.5	vs Duke (Sep 12, 2020)
TD Passes	1	vs Duke (Sep 12, 2020)
Total Plays	73	vs Duke (Sep 12, 2020)
Total Offense	441	vs Duke (Sep 12, 2020)
Yards Per Play	6.5	vs South Fla. (Sep 19, 2020)
Points	52	vs South Fla. (Sep 19, 2020)
Sacks By	3	vs Duke (Sep 12, 2020)
First Downs	24	vs Duke (Sep 12, 2020)
Penalties	4	vs Duke (Sep 12, 2020)
Penalty Yards	39	vs Duke (Sep 12, 2020)
Turnovers	1	vs Duke (Sep 12, 2020)
Punts	6	vs Duke (Sep 12, 2020)
Punting Avg	43.8	vs Duke (Sep 12, 2020)
Long Punt	53	vs Duke (Sep 12, 2020)
Punts inside 20	3	vs Duke (Sep 12, 2020)
Long Punt Return	7	vs South Fla. (Sep 19, 2020)

**OPPONENT TEAM GAME HIGHS**

Rushes	33	vs South Fla. (Sep 19, 2020)
Yards Rushing	106	vs South Fla. (Sep 19, 2020)
Yards Per Rush	3.2	vs South Fla. (Sep 19, 2020)
TD Rushes	1	vs Duke (Sep 12, 2020)
Pass attempts	37	vs Duke (Sep 12, 2020)
Pass completions	20	vs Duke (Sep 12, 2020)
Yards Passing	259	vs Duke (Sep 12, 2020)
Yards Per Pass	7.0	vs Duke (Sep 12, 2020)
Total Plays	67	vs Duke (Sep 12, 2020)
Total Offense	334	vs Duke (Sep 12, 2020)
Yards Per Play	5.0	vs Duke (Sep 12, 2020)
Points	13	vs Duke (Sep 12, 2020)
Sacks By	3	vs Duke (Sep 12, 2020)
First Downs	18	vs Duke (Sep 12, 2020)
Penalties	4	vs Duke (Sep 12, 2020)
	4	vs South Fla. (Sep 19, 2020)
Penalty Yards	40	vs South Fla. (Sep 19, 2020)
Turnovers	2	vs Duke (Sep 12, 2020)
Interceptions By	1	vs Duke (Sep 12, 2020)
Punts	6	vs Duke (Sep 12, 2020)
	6	vs South Fla. (Sep 19, 2020)
Punting Avg	45.7	vs Duke (Sep 12, 2020)
Long Punt	60	vs Duke (Sep 12, 2020)
Punts inside 20	4	vs Duke (Sep 12, 2020)
Long Punt Return	13	vs Duke (Sep 12, 2020)

##	PLAYER	GP-GS	DU	USF
22	Abdur-Rahman,Ke	1/-	...	XXX
5A	Ademilola, Ja	1/-	XXX	...
1A	Ademilola, Ju	2/-	XXX	XXX
8	Armstrong, J	2/-	XXX	XXX
69	Banks, A	2/2	START	START
5B	Bauer, B	2/-	XXX	XXX
84	Bauman,Kevin	1/-	...	XXX
2B	Bertrand,JD	1/-	...	XXX
12	Book, I	2/2	START	START
1J	Botelho,Jordan	1/-	...	XXX
2T	Bracy, T	1/1	START	...
19	Bramblett, J	2/-	XXX	XXX
1B	Brown, D	2/-	XXX	XXX
14	Carney,J.D.	1/-	...	XXX
52	Correll,Zeke	1/-	...	XXX
2C	Crawford, S	2/2	START	START
5C	Cross III,Howar	1/-	...	XXX
3	Davis, A	2/1	START	XXX
56	Dirksen,John	1/-	...	XXX
39	Doerer, J	2/-	XXX	XXX
9E	Ehrensberger,Al	1/-	...	XXX
74	Eichenburg, L	2/2	START	START
3E	Ekwonu,Osita	1/-	...	XXX
20	Flemister,C'Bo	1/-	...	XXX
7F	Foskey, I	2/-	XXX	XXX
5F	Franklin,Jamion	1/-	...	XXX
76	Gibbons,Dillan	1/-	...	XXX
38	Goepferich,Daws	1/-	...	XXX
50	Gregory,Reed	1/-	...	XXX
3G	Griffith,Housto	1/1	...	START
61	Grunhard,Colin	1/-	...	XXX
72	Hainsey, R	2/2	START	START
1H	Hamilton, K	1/1	START	...
5	Hart, C	2/-	XXX	XXX
9H	Hayes, D	2/2	START	START
1R	Henderson,Ramon	1/-	...	XXX
41	Hinish, K	2/2	START	START
15	Johnson,Jordan	1/-	...	XXX
92	Keanaaina,Aidan	1/-	...	XXX
13	Keys III, L	1/-	XXX	...
2K	Kiser,Jack	1/1	...	START
78	Kraemer, T	2/2	START	START
73	Kristofic,Andre	1/-	...	XXX
5L	Lacey, J	2/-	XXX	XXX
3L	Lamb,Jack	1/-	...	XXX
0	Lenzy,Braden	1/-	...	XXX
2L	Lewis,Clarence	1/1	...	START

##	PLAYER	GP-GS	DU	USF
35	Liufau, M	1/1	START	...
75	Lugg,Josh	1/-	...	XXX
87	Mayer, M	2/1	XXX	START
4M	McCloud, N	2/2	START	START
88	McKinley, J	2/2	START	START
99	Mills,Rylie	1/-	...	XXX
1M	Moala, P	2/-	XXX	XXX
21	Offord,Caleb	1/-	...	XXX
20	Oghoufo, O	1/-	XXX	...
91	Ogundeji, A	2/2	START	START
60	Owusu-Koramoah	2/2	START	START
55	Patterson, J	2/2	START	START
44	Peitsch,Alex	1/-	...	XXX
1P	Pryor, I	2/-	XXX	XXX
10	Pyne,Drew	1/-	...	XXX
30	Rittman,Jake	1/-	...	XXX
11	Rutherford,Isai	1/-	...	XXX
32	Salerno, M	1/-	...	XXX
33	Simon, S	1/-	XXX	...
11	Skowronek, B	1/1	START	...
34	Smith, J	1/-	XXX	...
95	Tagovailoa, M	2/2	START	START
85	Takacs, G	2/-	XXX	XXX
24	Tremble, T	2/2	START	START
25	Tyree, C	2/-	XXX	XXX
3V	Velotta,Chris	1/-	...	XXX
65	Vinson, M	2/-	XXX	XXX
1W	Wallace,KJ	1/-	...	XXX
82	Watts,Xavier	1/-	...	XXX
40	White, D	2/2	START	START
18	Wilkins, J	2/-	XXX	XXX
23	Williams, K	2/2	START	START
89	Wright, B	2/1	XXX	START