



# NOTRE DAME FOOTBALL

## GAME SIX

#4/4 NOTRE DAME [5-0, 4-0 ACC] AT GEORGIA TECH [2-4, 2-3 ACC]

### THE COACHES

	Head Coach	At School	Overall	vs. Opponent
ND	Brian Kelly	97-37 (11th year)*	268-94-2 (30th year)*	1-0
GT	Geoff Collins	5-13 (Second year)	20-23 (Fourth year)	0-0

\*Includes 20 regular-season wins and two postseason appearances vacated under discretionary NCAA penalty

### BY THE NUMBERS

<b>1</b>	The Notre Dame Fighting Irish make history in 2020 by joining a conference for the first time in the 132-year tenure of the program. The Irish will play as a member of the Atlantic Coast Conference. The South Florida matchup marks the only non-conference game the Irish will play in the regular season.
<b>1</b>	With the 45-3 win over Pitt, Notre Dame was the only ranked team to not give up a touchdown last week. Northwestern was the only other Power 5 team to hold their opponent without a touchdown last week (Northwestern 43, Maryland 3).
<b>2</b>	<b>QB Ian Book</b> is 25-3 (.893) as a starter, which ranks second nationally among all FBS quarterbacks (min. 20 wins), even as Book ranks 14th overall in total QB career starts (28). His 25 wins rank tied for third among all FBS quarterbacks.
<b>3</b>	Offensive coordinator <b>Tommy Rees</b> is one of just three Power 5 coordinators currently coaching under the same head coach for whom they played as a student-athlete. He joins Iowa OC Brian Ferentz and North Carolina co-DC Tommy Thigpen.
<b>3</b>	<b>QB Ian Book</b> became the first quarterback in program history (modern era) to rush for three touchdowns in a half in the first vs. South Florida. It marked the second time in his career in which he has rushed for three TDs in a game. The last time he rushed for three touchdowns in a single game was against this week's opponent, Wake Forest, in 2018).
<b>4</b>	With the 52-0 shutout of South Florida, <b>Brian Kelly</b> became the first Irish coach to post four or more shutouts in his Notre Dame career since Lou Holtz. The last Irish shutout took place in 2019 vs. Bowling Green (52-0), and Kelly's first shutout as the Notre Dame head coach came vs. Wake Forest in 2012 (38-0).
<b>5</b>	With the 45-3 win at Pitt, the Irish have now won five-consecutive ACC road games. Overall, Notre Dame is 65-31-3 against ACC teams on the road.
<b>11</b>	The Irish boast a current win streak of 11 games, the longest among all FBS teams.
<b>9.8</b>	With just three points allowed at Pitt, the Irish defense has yielded just 9.8 points per game through the first five games of the season. That figure leads all Power 5 teams with more than one game played, and is second among all FBS teams (Marshall, 9.4). In 2019, the Notre Dame defense ranked No. 12 among FBS teams in scoring defense, allowing just 17.9 points per game (26 touchdowns and 17 field goals). The Irish defense was the only ACC defense to hold its opponent to 14 points or less on the weekend.
<b>22</b>	Notre Dame has won 22-consecutive games at home, setting the modern-era record for longest home win streak. Only one Power 5 program has a longer streak (Clemson, 26).
<b>30</b>	Notre Dame has held 30-of-31 opponents during <b>Clark Lea's</b> tenure as defensive coordinator to 30 points or less. That includes includes ranked opponents LSU, Michigan, Stanford, Virginia Tech, Syracuse, Clemson, Georgia, Virginia and Navy.
<b>42</b>	Notre Dame's 42-point margin of victory over Pitt was the largest margin of victory by a Power 5 team in a win over a Power 5 team last weekend. Army's 49-3 win over Mercer produced the only larger margin of victory on the weekend. It was also the largest margin of victory for Notre Dame over a Power 5 team in the Brian Kelly era, and the largest over a Power 5 team since 2003 (57-7 win vs. Stanford).
<b>40:59</b>	The Irish held control of the ball for 40:59 minutes of possession time at Pitt, the most by an ACC team in a single game this season, and fifth-most in a single game among all FBS teams this season. Pittsburgh's longest drive of the day was just 43 yards, and with just 19:01 of total possession time for the Panthers, none of their 13 drives lasted longer than 2:31.
<b>364</b> ^	Career games coached by <b>Brian Kelly</b> , second among active NCAA coaches to Mack Brown (North Carolina).

### GAME INFORMATION

	Saturday, October 31 3:30 p.m. ET	Bobby Dodd Stadium Atlanta, GA Capacity 55,000
	ABC	Dave Pasch (play-by-play) Mike Golic (analyst) Marty Smith (reporter)
	Notre Dame Radio Network SiriusXM (Channel 129) 96.1 FM, 101.5 FM & 960 AM (South Bend)	Paul Burmeister (play-by-play) Ryan Harris (analyst) Jack Nolan (reporter)

### THE SERIES

<b>Notre Dame leads, 28-6-1</b>	<b>Last meeting:</b> ND 30, GT 22 (9.19.2015)
---------------------------------	---

### 2020 SCHEDULE [5-0]

Date	ND Rk	Opp Rk	Opponent	Location	TV	Time/Score
Sep. 12	10/10	--/RV	Duke	Notre Dame, IN	NBC	W, 27-13
Sep. 19	7/7	RV/RV	South Florida	Notre Dame, IN	USA	W, 52-0
Oct. 10	5/5		Florida State	Notre Dame, IN	NBC	W, 42-26
Oct. 17	4/4		Louisville	Notre Dame, IN	NBC	W, 12-7
Oct. 24	3/3		at Pitt	Pittsburgh, PA	ABC	W, 45-3
Oct. 31	4/4		at Georgia Tech	Atlanta, GA	ABC	3:30 p.m.
Nov. 7		1/1	Clemson	Notre Dame, IN	NBC	7:30 p.m.
Nov. 14		RV/RV	at Boston College	Chestnut Hill, MA	TBA	TBA
Nov. 27		15/13	at North Carolina	Chapel Hill, NC	TBA	TBA
Dec. 5			Syracuse	Notre Dame, IN	NBC	2:30 p.m.
Dec. 12		--/RV	vs. Wake Forest	Winston-Salem, NC	TBA	TBA

Rankings: CFP/AP/Coaches (current for upcoming opponents, at time of game for past opponents) | All times Eastern

### THE TRADITION

<b>7</b>	Heisman Trophy Winners – Angelo Bertelli (1943), John Lujack (1947), Leon Hart (1948), John Lattner (1953), Paul Hornung (1956), John Huarte (1964), Tim Brown (1987)
<b>11</b>	Consensus National Championships: 1924, 1929, 1930, 1943, 1946, 1947, 1949, 1966, 1973, 1977, 1988
<b>13</b>	NFL Hall of Famers – the most of any college football program
<b>21</b>	Different seasons Notre Dame has been selected as the National Champion by at least one poll listed in the NCAA official record book
<b>22</b>	Undefeated regular seasons
<b>52</b>	College Football Hall of Famers – Raghib Ismail (1988-90) was a 2019 inductee
<b>102</b>	Consensus All-Americans – most recent Julian Love (2018)
<b>934</b> ^	All-time wins – second in college football history.
<b>.733</b> ^	All-time winning percentage – the best in college football history.



FOOTBALL STAFF GAME DAY LOCATIONS

Coach	Position	Location
Brian Kelly	Head Coach	Sideline
Clark Lea	Def. Coordinator/Linebackers	Press Box
Tommy Rees	Off. Coordinator/Quarterbacks	Press Box
Mike Elston	Defensive Line	Sideline
Lance Taylor	Running Backs	Sideline
Jeff Quinn	Offensive Line	Sideline
Mike Mickens	Cornerbacks	Press Box
Terry Joseph	Def. Pass Game Coordinator/Safeties	Sideline
Brian Polian	Special Teams Coordinator	Sideline
Del Alexander	Wide Receivers	Sideline
John McNulty	Tight Ends	Press Box

Note: Regular season locations; may be subject to change

FOOTBALL ATHLETIC COMMUNICATIONS STAFF

Assistant Athletics Director/ Football Communications Primary Football	Katy Lonergan	klonger2@nd.edu o - 574-631-3982 c - 785-764-9941
Assistant Athletics Communications Director Secondary Football	Claire Kramer	ckramer@nd.edu c - 913-952-6454
Assistant Athletics Communications Director Tertiary Football	Matt Paras	mparas1@nd.edu c - 401-215-5656



Katy Lonergan



Claire Kramer



Matt Paras

BRIAN KELLY WEEKLY AVAILABILITY

Monday	Weekly press conference	Noon ET Zoom Video/Transcript available on und.com
Thursday	Late Week Game Preview	Noon ET Zoom Video/Transcript available on und.com
Saturday	Post game press conference	Zoom Video/Transcript available on und.com

STUDENT-ATHLETE WEEKLY AVAILABILITY

Tuesday	Post Practice Interviews	Approximately 7 p.m.ET Zoom Video/Transcript available on und.com
Saturday	Post Game Interviews	Zoom Video/Transcript available on und.com

MEDIA INFORMATION

GAME CREDENTIALS

- All requests for working press and broadcast credentials for Notre Dame's 2020 home football games must be made through the online credential form at [UND.com/credentials](http://UND.com/credentials). Due to University/ACC health and safety guidelines, no photographers or videographers will be credentialed to Notre Dame Football games during the 2020 season. If you have any questions with the application, please email Aaron Horvath at [Ahorvat3@nd.edu](mailto:Ahorvat3@nd.edu).

CREDENTIAL DISTRIBUTION

- Media credentials will neither be mailed nor will be available for early pickup. Credentials will ONLY be distributed on game day at the Hammes Auditorium (the Joyce Center's basketball interview room, located between Gates 1 and 2). A government-issued ID is required for pickup and each individual must claim only his/her own pass.

PARKING

- Parking passes will be electronic for the 2020 season. All media members attending this season will have a parking pass for an assigned lot near the stadium.

BRIAN KELLY AVAILABILITY

- Dick Corbett Head Football Coach Brian Kelly will conduct a weekly press conference at noon ET each Monday via zoom. The 30-minute weekly conference will serve as a recap to the previous game and also previews the upcoming game. He will also address the media for a 15-minute update each Thursday at Noon via zoom. To obtain the links, media members should contact assistant athletic director, football communications Katy Lonergan at [klonger2@nd.edu](mailto:klonger2@nd.edu).

STUDENT-ATHLETE INTERVIEWS

- Interviews with student-athletes will occur on Tuesdays after practice during each game week via zoom. Interview requests for student-athletes must be submitted to Katy Lonergan and Claire Kramer by Noon ET the Sunday before the proposed interview. Media are not permitted to directly contact student-athletes or coaches to arrange interviews.

POST-GAME INTERVIEWS

- Post-game interviews for both head coaches and Notre Dame players will be held over zoom. Requests for student-athlete interviews should be submitted by the eight-minute mark of the fourth quarter to Aaron Horvath, located in the press box or available by email at [Ahorvat3@nd.edu](mailto:Ahorvat3@nd.edu). Transcripts from both head coaches' pressers will be available approximately 60 minutes following the conclusion of their post-game comments.

STATISTICAL SERVICES

- All media members will be provided with access to game notes via [UND.com](http://UND.com). At the quarter breaks and halftime, quickie stats and drive charts will be distributed via email. Following the game, a complete post-game statistics package will be distributed via email and will contain a scoring summary, final team statistics, final individual statistics, complete play-by-play, drive charts for both halves, halftime statistics, defensive statistics, substitution chart, post-game quotes from both head coaches and players and post-game notes. Live in-game statistics will be available via StatBroadcast.
- Following each Notre Dame home game, the athletic communications office will be happy to email whatever information media members need to their respective agencies. Please ask any member of the athletic communications staff for assistance on this matter.

COLLEGEPRESSBOX.COM

- CollegePressBox.com has Notre Dame contact information, weekly team and opponent game notes, stats, depth charts and complete final game books along with complete media guide, spring guide, a complete listing of beat reporters, radio broadcasters, television stations and much, much more. Log on with username and password obtained through Katy Lonergan or the Football Writers Association of America.

UND.COM/PRESSBOX

- All Notre Dame football information is available on the official athletics department website of the University of Notre Dame, [UND.com](http://UND.com). Game notes, depth chart, biographies of players and coaches, transcripts of press conferences, video archives of interview sessions, special features and more can all be found at [UND.com](http://UND.com).



# ALPHABETICAL ROSTER

# GAME 6 - GEORGIA TECH RAMBLIN' WRECK | 3

No.	Name	Pos.	Ht.	Wt.	Cl.	Elg.	Hometown/High School
22	Kendall Abdur-Rahman	WR	5-11 1/2	190	So.	4	Edwardsville, IL/Edwardsville
57	Jayson Ademilola	DL	6-3	279	Jr.	2	Jackson, NJ/St. Peter's Prep
19	Justin Ademilola	DL	6-1 3/4	248	Jr.	3	Jackson, NJ/St. Peter's Prep
23	Litchfield Ajavon	S	6-0 1/2	198	So.	4	Baltimore, MD/Episcopal
26	Leo Albano	WR	6-1	219	Jr.	3	Charleston, SC/Bishop England
8	Jafar Armstrong	RB	6-0 3/4	220	Sr.	2	Lee's Summit, MO/Bishop Miege
4	Kevin Austin Jr.	WR	6-2	215	Jr.	3	Ft. Lauderdale, FL/North Broward Prep
79	Tosh Baker	OL	6-8	300	Fr.	4	Scottsdale, AZ/Pinnacle
69	Aaron Banks	OL	6-5 3/4	330	Sr.	2	Alameda, CA/El Cerrito
52	Bo Bauer	LB	6-2 3/4	230	Jr.	2	Harborcreek, PA/Cathedral Prep
84	Kevin Bauman	TE	6-4 1/2	240	Fr.	4	Red Bank, NJ/Red Bank Catholic
27	JD Bertrand	LB	6-1	228	So.	4	Alpharetta, GA/Blessed Trinity
12	Ian Book	QB	6-0 1/2	206	Gr.	1	El Dorado Hills, CA/Oak Ridge
17	Jordan Botelho	DL	6-2 1/2	248	Fr.	4	Honolulu, HI/Saint Louis
28	TaRiq Bracy	CB	5-10 1/8	180	Jr.	2	Milpitas, CA/Milpitas
19	Jay Bramblett	P	6-1 1/2	193	So.	3	Tuscaloosa, AL/Hillcrest
12	DJ Brown	S	6-0 3/8	194	Jr.	3	Annapolis, MD/St. John's College
81	Jay Brunelle	WR	6-1 1/8	199	Fr.	4	Paxton, MA/Saint John's
17	Cole Capen	QB	6-4 1/2	227	Jr.	3	Yorba Linda, CA/Orange Lutheran
68	Michael Carmody	OL	6-5 1/2	300	Fr.	4	Mars, PA/Mars Area
14	J.D. Carney	QB	5-10	180	Sr.	2	San Diego, CA/Cathedral Catholic
77	Quinn Carroll	OL	6-6 3/8	306	So.	4	Edina, MN/Edina
7	Brendon Clark	QB	6-1 3/8	212	So.	4	Midlothian, VA/Manchester
37	Henry Cook	WR	5-10	175	Fr.	4	Shaker Heights, OH/St. Ignatius
52	Zeke Correll	OL	6-3	295	So.	4	Cincinnati, OH/Anderson
20	Shaun Crawford	S	5-9 1/2	180	Gr.	1	Lakewood, OH/St. Edward
56	Howard Cross III	DL	6-0 7/8	275	So.	3	Paramus, NJ/Saint Joseph Regional
3	Avery Davis	WR	5-11	202	Sr.	2	Cedar Hill, TX/Cedar Hill
56	John Dirksen	OL	6-5 1/2	306	Jr.	3	Maria Stein, OH/Marion Local
39	Jonathan Doerer	K/P	6-3	197	Sr.	1	Charlotte, NC/South Mecklenburg
98	Alexander Ehrensberger	DL	6-6 1/2	252	Fr.	4	Dusseldorf, Germany/Theodor-Fliedner
74	Liam Eichenberg	OL	6-6 1/8	302	Gr.	1	Cleveland, OH/Saint Ignatius
28	Griffin Eifer	WR	6-0 1/2	195	Fr.	4	Fort Wayne, IN/Bishop Dwenger
16	Cameron Ekanayake	RB	6-0	200	Sr.	2	Niles, MI/Edwardsburg
34	Osita Ekwonu	LB	6-0 3/4	236	So.	4	Charlotte, NC/Providence Day School
20	C'Bo Flemister	RB	5-11 1/4	201	Jr.	3	Williamson, GA/Pike County
7	Isaiah Foskey	DL	6-4 7/8	257	So.	4	Antioch, CA/De La Salle
55	Ja'Mion Franklin	DL	6-1 3/8	310	Jr.	3	Ridgely, MD/North Carolina
94	Giovanni Ghilotti	DL	6-2 7/8	224	Fr.	4	Greenbrae, CA/Marin Catholic
76	Dillan Gibbons	OL	6-4	309	Sr.	2	Clearwater, FL/Clearwater Central Catholic
38	Dawson Goepferich	K/P	6-2	200	Gr.	1	Holt, MO/Kearney/Brown
50	Reed Gregory	LB	6-0	210	Sr.	2	Morristown, NJ/Delbarton
3	Houston Griffith	S	5-11 3/4	204	Jr.	2	Chicago, IL/IMG Academy (FL)
61	Colin Grunhard	C	6-0 1/2	290	Sr.	1	Mission, KS/Bishop Miege
72	Robert Hainsey	OL	6-4 3/8	290	Sr.	1	Pittsburgh, PA/IMG Academy (FL)
14	Kyle Hamilton	S	6-4	219	So.	3	Atlanta, GA/Marist School
5	Cam Hart	CB	6-2 1/2	207	So.	4	Baltimore, MD/Good Counsel
9	Daelin Hayes	DL	6-3 3/4	258	Gr.	1	Belleville, MI/Skyline
93	Zane Heemsoth	DL	6-5	240	So.	4	Elmhurst, IL/York
11	Ramon Henderson	CB	6-1	189	Fr.	4	Bakersfield, CA/Liberty
49	Jack Henige	TE	6-5	238	Sr.	2	Hinsdale, IL/Fenwick
41	Kurt Hinish	DL	6-1 3/4	296	Sr.	1	Pittsburgh, PA/Central Catholic
15	Jordan Johnson	WR	6-1 1/8	195	Fr.	4	St. Louis, MO/Desmet Jesuit
80	Micah Jones	WR	6-4 1/2	219	Jr.	3	Gurnee, IL/Warren
92	Aidan Keanaaina	DL	6-3	312	Fr.	4	Brighton, CO/J.K. Mullen
27	Chase Ketterer	QB	5-11 3/8	194	Fr.	4	New Carlisle, IN/New Prairie

No.	Name	Pos.	Ht.	Wt.	Cl.	Elg.	Hometown/High School
13	Lawrence Keys III	WR	5-10 3/8	173	Jr.	3	New Orleans, LA/McDonogh 35
24	Jack Kiser	LB	6-1 1/2	227	So.	4	Royal Center, IN/Pioneer
78	Tommy Kraemer	OL	6-5 3/8	317	Gr.	1	Cincinnati, OH/Elder
73	Andrew Kristofic	OL	6-5 1/4	292	So.	4	Gibsonia, PA/Pine-Richland
54	Jacob Lacey	DL	6-1 3/8	293	So.	3	Bowling Green, KY/South Warren
31	Jack Lamb	LB	6-3 3/4	230	Jr.	3	Temecula, CA/Great Oak
0	Braden Lenzy	WR	5-11 1/8	181	Jr.	3	Tigard, OR/Tigard Senior
98	Harrison Leonard	K/P	5-10 3/8	196	So.	4	Jamestown, RI/Avon Old Farms School
26	Clarence Lewis	DB	5-11 1/2	192	Fr.	4	Edison, NJ/Mater Dei
48	Xavier Lezynski	TE	6-1 3/4	213	Gr.	2	Newtown, PA/Notre Dame (NJ)
35	Marist Liufau	LB	6-2 1/4	226	So.	4	Kalihi, HI/Punahou
37	Chase Love	S	6-0 1/4	197	Jr.	2	Chicago Heights, IL/Marian Catholic
75	Josh Lugg	OL	6-6 7/8	310	Sr.	2	Wexford, PA/North Allegheny Senior
25	John Mahoney	S	6-0	207	Sr.	2	West Des Moines, IA/Valley
43	Greg Mailey	WR	6-1	206	Jr.	3	Hudson, OH/Hudson
87	Michael Mayer	TE	6-4 1/2	249	Fr.	4	Independence, KY/Covington Catholic
4	Nick McCloud	CB	6-0 1/2	192	Gr.	1	Rock Hill, SC/South Pointe
88	Javon McKinley	WR	6-2	215	Gr.	1	Corona, CA/Centennial
99	Rylie Mills	DL	6-5 1/2	273	Fr.	4	Lake Bluff, IL/Lake Forest
13	Paul Moala	LB	5-11 1/2	224	Jr.	2	Mishawaka, IN/Penn
53	Quinn Murphy	OL	6-5 1/4	308	So.	4	Duxbury, MA/Duxbury
21	Caleb Offord	CB	6-1	184	Fr.	4	Southaven, MS/Southaven
29	Ovie Oghoufo	DL	6-3	240	Jr.	3	Lathrup Village, MI/Harrison
91	Adetkunbo Ogundeji	DL	6-4 3/8	268	Gr.	1	West Bloomfield, MI/Walled Lake Central
18	Nana Osafo-Mensah	DL	6-3 1/2	249	So.	4	Fort Worth, TX/Nolan Catholic
6	Jeremiah Owusu-Koramoah	LB	6-1 1/2	215	Sr.	2	Hampton, VA/Bethel
55	Jarrett Patterson	OL	6-4 1/2	305	Jr.	3	Laguna Hills, CA/Mission Viejo
44	Alex Peitsch	LS	6-1 1/8	208	Fr.	4	Ellicott City, MD/St. John's College
32	Patrick Pelini	S	6-1	190	Sr.	2	Youngstown, OH/Cardinal Mooney
10	Isaiah Pryor	DB	6-1 1/2	204	Gr.	2	Lawrenceville, GA/Archer/Ohio State
10	Drew Pyne	QB	5-11 1/2	194	Fr.	4	New Canaan, CT/New Canaan
46	Axel Raarup	LS	6-0 1/2	202	Jr.	2	Mendota Heights, MN/St. Thomas Academy
86	Conor Ratiqan	WR	5-11 3/8	179	So.	4	Granger, IN/St. Joseph
30	Jake Rittman	P	6-2 1/4	197	Jr.	3	Lawrence, KS/Free State
15	Isaiah Rutherford	CB	6-0 1/2	193	So.	4	Sacramento, CA/Jesuit
32	Matt Salerno	WR	6-0 3/8	196	Jr.	3	Valencia, CA/Crespi Carmelite
36	Eddie Scheidler	S	5-9 1/2	184	So.	4	Lake Forest, IL/Lake Forest
83	Charlie Selna	TE	6-6 1/2	240	Fr.	4	Atherton, CA/Sacred Heart Prep
64	Max Siegel II	OL	6-1 3/8	285	Jr.	3	Fishers, IN/Brebeuf Jesuit
33	Shayne Simon	LB	6-2 3/4	230	Jr.	2	West Orange, NJ/St. Peter's Prep
11	Ben Skowronek	WR	6-2 7/8	220	Gr.	1	Fort Wayne, IN/Homestead/Northwestern
70	Hunter Spears	OL	6-3 3/8	304	So.	4	Garland, TX/Sachse
95	Myron Tagovailoa-Amosa	DL	6-2 1/2	282	Sr.	2	Ewa Beach, HI/Kapole
85	George Takacs	TE	6-6	245	Jr.	3	Naples, FL/Gulf Coast
43	Marcus Thorne	CB	6-0 7/8	199	Jr.	3	Washington, IN/Washington
24	Tommy Tremble	TE	6-4	248	Jr.	3	Johns Creek, GA/Wesleyan
25	Chris Tyree	RB	5-9 1/2	188	Fr.	4	Chester, VA/Thomas Dale
30	Chris Velotta	S	5-8 7/8	194	So.	4	Cleveland, OH/St. Ignatius
65	Michael Vinson	LS	6-2	226	Jr.	3	Winnetka, IL/New Trier
16	KJ Wallace	S	5-10 1/4	189	So.	4	Atlanta, GA/The Lovett School
82	Xavier Watts	WR	5-11 3/4	199	Fr.	4	Omaha, NE/Harry A. Burke
40	Drew White	LB	6-0 1/4	227	Sr.	2	Boca Raton, FL/St. Thomas Aquinas
62	Brennan Wicks	OL	6-5	280	Fr.	4	Forestville, MD/Bishop McNamara
18	Joe Wilkins Jr.	WR	6-1 1/2	190	Jr.	3	North Fort Myers, FL/North Fort Myers
23	Kyren Williams	RB	5-9	195	So.	4	St. Louis, MO/St. John Vianney
89	Brock Wright	TE	6-4 1/2	255	Sr.	1	Cypress, TX/Cy-Fair

Note: Class years are academic enrollment; Eligibility is seasons remaining entering year (all listed for fall of 2020)

Kendall Abdur-Rahman	ab-DUR RAH-men	Jonathan Doerer	DOOR-er	Jack Henige	Hen-uh-gee	Ovie Oghoufo	uh-GO-fu
Jayson Ademilola	add-ah-ME-oh-la	Liam Eichenberg	ike-EN-burg	Kurt Hinish	HI-nish	Adetkunbo Ogundeji	"ah-DAY"-O-gun-day-gee
Justin Ademilola	add-ah-ME-oh-la	Alex Ehrensberger	Air-ens-ber-ger	Isaiah Foskey	Foss key	Nana Osafo-Mensah	nah-nah oh-SAH-fo MEN-suh
Litchfield Ajavon	adge-AH-von	Cameron Ekanayake	eck-uh-NY-uh-kuh	Giovanni Ghilotti	Gio-vahnni Juh-lot-ee	Jeremiah Owusu-Koramoah	oh-WOO-sue COR-ah-MO-uh
Leo Albano	al-BAHN-o	Osita Ekwonu	oh-SEE-tuh e-KWAN-ooo	Aidan Keanaaina	Kay-aw-nah-eye-nah	Alex Peitsch	Pie-tsch
Kevin Bauman	Bow-man	C'Bo Flemister	SEE-bo	Andrew Kristofic	kris-TAH-fik	George Takacs	tak-ISS
TaRiq Bracy	tuh-Ri-que	Ja'Mion Franklin	jay-ME-on	Marist Liufau	lee-UH-fow	Myron Tagovailoa-Amosa	tounge-uh-vai-LO-uah uh-MOE-suh
Jay Brunelle	Brew-nell	Dawson Goepferich	Gah-frich	Michael Mayer	Mayor	Kofi Wardlow	KO-fee
Cole Capen	Cape-un	Daelin Hayes	DAY-lin	Javon McKinley	ja-VON		
Zeke Correll	Core-ell	Ramon Henderson	RAH-moan	Paul Moala	mo-ALA		



Table with 7 columns: No., Name, Pos., Ht., Wt., Cl., Elg., Hometown/High School. Rows 0-35.

Table with 7 columns: No., Name, Pos., Ht., Wt., Cl., Elg., Hometown/High School. Rows 36-99.

Note: Class years are academic enrollment; Eligibility is seasons remaining entering year (all listed for fall of 2020)

Table with 4 columns: Name, Pos., Ht., Wt., Cl., Elg., Hometown/High School. Rows for Kendall Abdur-Rahman, Jayson Ademilola, Justin Ademilola, Litchfield Ajavon, Leo Albano, Kevin Bauman, TaRiq Bracy, Jay Brunelle, Cole Capen, Zeke Correll.

Table with 4 columns: Name, Pos., Ht., Wt., Cl., Elg., Hometown/High School. Rows for Jack Henige, Kurt Hinich, Isaiah Foskey, Giovanni Ghilotti, Aidan Keanaaina, Andrew Kristofic, Marist Liufau, Michael Mayer, Javon McKinley, Paul Moala.

**NOTRE DAME OFFENSE**

Pos.	No.	Name	Ht.	Wt.	Class	Elig.*
<b>WR</b>	0	Braden Lenzy	5-11 ¾	181	Jr.	3
	11	Ben Skowronek	6-3	224	Gr.	1
<b>WR</b>	3	Avery Davis	5-11	202	Sr.	2
	18	Joe Wilkins Jr.	6-1 ½	190	Jr.	3
<b>LT</b>	74	Liam Eichenberg	6-6 ½	302	Gr.	1
	73	Andrew Kristofic	6-5 ¼	292	So.	4
<b>LG</b>	69	Aaron Banks	6-5 ¾	330	Sr.	2
	76	Dillan Gibbons	6-4	309	Sr.	2
<b>C</b>	55	Jarrett Patterson	6-4 ½	305	Jr.	3
	52	Zeke Correll	6-3	295	So.	4
<b>RG</b>	78	Tommy Kraemer	6-5 ½	317	Gr.	1
	56	John Dirksen	6-5 ½	306	Jr.	3
<b>RT</b>	72	Robert Hainsey	6-4 ½	290	Sr.	1
	75	Josh Lugg	6-6 ¾	310	Sr.	2
<b>TE</b>	89	Brock Wright	6-4 ½	255	Sr.	1
	24	Tommy Tremble	6-4	248	Jr.	3
<b>or</b>	85	George Takacs	6-6	245	Jr.	3
<b>or</b>	87	Michael Mayer	6-5	235	Fr.	4
<b>WR</b>	88	Javon McKinley	6-2	215	Gr.	1
	18	Joe Wilkins Jr.	6-1 ½	190	Jr.	3
<b>QB</b>	12	Ian Book	6-0 ½	206	Gr.	1
	7	Brendon Clark	6-1 ¾	212	So.	4
<b>RB</b>	23	Kyren Williams	5-9	194	So.	4
	25	Chris Tyree	5-9 ½	188	Fr.	4
<b>or</b>	20	C'Bo Flemister	5-11 ¼	201	Jr.	3
<b>or</b>	8	Jafar Armstrong	6-0 ¾	220	Sr.	2

**NOTRE DAME DEFENSE**

Pos.	No.	Name	Ht.	Wt.	Class	Elig.*
<b>DE</b>	9	Daelin Hayes	6-3 ¾	270	Gr.	1
	29	Ovie Oghoufo	6-3	240	Jr.	3
<b>or</b>	7	Isaiah Foskey	6-4 ¾	257	So.	4
<b>DT</b>	95	Myron Tagovailoa-Amosa	6-2 ½	282	Sr.	2
	57	Jayson Ademilola	6-3	279	Jr.	2
<b>NG</b>	41	Kurt Hinish	6-1 ¾	296	Sr.	1
	54	Jacob Lacey	6-1 ¾	293	So.	3
	56	Howard Cross III	6-0 ¾	275	So.	3
	91	Adetokunbo Ogundeji	6-4 ¾	268	Gr.	1
	19	Justin Ademilola	6-1 ¾	248	Jr.	3
	<b>or</b>	7	Isaiah Foskey	6-4 ¾	257	So.
<b>BUCK</b>	33	Shayne Simon	6-2 ¾	230	Jr.	2
<b>or</b>	35	Marist Liufau	6-2 ¼	226	So.	4
<b>or</b>	24	Jack Kiser	6-1 ¾	227	So.	4
<b>MIKE</b>	40	Drew White	6-0 ¼	227	Sr.	2
	52	Bo Bauer	6-2 ¾	230	Jr.	2
<b>ROV</b>	6	Jeremiah Owusu-Koramoah	6-1 ½	215	Sr.	2
	10	Isaiah Pryor	6-1 ½	204	Gr.	2
<b>CB</b>	4	Nick McCloud	6-0 ½	192	Gr.	1
	5	Cam Hart	6-2 ½	207	So.	4
<b>FS</b>	14	Kyle Hamilton	6-4	219	So.	3
	12	DJ Brown	6-0 ¾	194	Jr.	3
<b>or</b>	10	Isaiah Pryor	6-1 ½	204	Gr.	2
<b>SS</b>	20	Shaun Crawford	5-9 ¾	180	Gr.	1
	3	Houston Griffith	5-11 ¾	204	Jr.	2
	16	KJ Wallace	5-10 ¼	189	So.	4
	<b>CB</b>	28	TaRiq Bracy	5-10 ¾	180	Jr.
<b>or</b>	26	Clarence Lewis	5-11 ½	192	Fr.	4

**NOTRE DAME SPECIAL TEAMS**

Pos.	No.	Name	Ht.	Wt.	Class	Elig.*
<b>KO</b>	39	Jonathan Doerer	6-3	197	Sr.	1
	38	Dawson Goepferich	6-2	200	Gr.	1
<b>PK</b>	39	Jonathan Doerer	6-3	197	Sr.	1
	38	Dawson Goepferich	6-2	200	Gr.	1
<b>P</b>	19	Jay Bramblett	6-1 ½	193	So.	3
	38	Dawson Goepferich	6-2	200	Gr.	1
<b>LS</b>	65	Michael Vinson	6-2	226	Jr.	3
	44	Alex Peitsch	6-1 ½	208	Fr.	4

**NOTRE DAME SPECIAL TEAMS**

Pos.	No.	Name	Ht.	Wt.	Class	Elig.*
<b>HLD</b>	19	Jay Bramblett	6-1 ½	193	So.	3
	14	J.D. Carney	5-10	180	Sr.	2
<b>PR</b>	4	Kevin Austin Jr.	6-2	215	Jr.	3
<b>or</b>	32	Matt Salerno	6-0 ¾	196	Jr.	3
<b>KR</b>	25	Chris Tyree	5-9 ½	188	Fr.	4
	8	Jafar Armstrong	6-0 ¾	220	Sr.	2

*\*Indicates years of eligibility remaining entering the 2020 season (class indicates academic year)*



## NOTRE DAME STADIUM

- In its 91st season as the home of Fighting Irish Football, Notre Dame boasts a 360-114-5 (.757) record in Notre Dame Stadium.



## HOME FIELD WIN STREAK

- Notre Dame has won 22-straight games at home dating back to Sept. 30, 2017, starting with a victory over Miami (Ohio) and extending to the 2020 win over Louisville (12-7).
- It continues the modern-era record for longest home winning streak for the Irish (28-straight from 1942-50). With the 52-0 shutout of South Florida, the Irish topped the previous modern streak of 19-straight from 1987-90. With Ohio State's first home win this season, Notre Dame is tied with the Buckeyes at 22 games.
- With the home loss to Louisiana, UAB's streak of 21 games came to an end this week. Clemson is the only other Power 5 program that boasts a home streak of more than 22 games:

School	Home Winning Streak
Clemson	27
<b>NOTRE DAME</b>	<b>22</b>
Ohio State	22

- The Irish completed an undefeated home slate for the second-consecutive season in 2019. Notre Dame had not achieved back-to-back undefeated home seasons since 1988-89.

## ATTENDANCE POLICIES

- Attendance at Notre Dame Football games in 2020 will be limited to 20 percent or less of Notre Dame Stadium's normal capacity. Priority will be given to Notre Dame Students, assuring that every student who wants to attend games will be able to do so. Once student demand has been met, the remaining tickets will be made available to Notre Dame Faculty and Staff.
- All attendees will be required to wear masks and practice physical distancing. Tailgating will not be permitted. Mobile ticketing will be used.

## 2020 CAPTAINS

- Dick Corbett Head Football Coach Brian Kelly announced five team captains for Notre Dame's 2020 football campaign this fall. They include returning 2019 captains QB Ian Book and OL Robert Hainsey, as well as first-time captains S Shaun Crawford, DL Daelin Hayes and DL Adetokunbo Ogundej.
- Book and Hainsey earn the role as rare two-time captains, just the 23rd and 24th Notre Dame players in the program's 131-season history to ever serve multiple seasons as a team captain. More than 200 players have served in the captain role for Irish Football.

## IRISH IN THE POLLS

- Notre Dame has been ranked in the AP Top 25 for 53-consecutive weeks, the longest such streak for the Irish since the 1994 season (124 weeks).

Notre Dame - Consecutive Weeks Appearing in the AP Poll	Seasons
124	1987-1994
97	1969-1975
75	1942-1950
<b>53</b>	<b>2017-2020</b>
46	1952-1956
41	1964-1967

- The 53-week run currently ranks fourth among all FBS active streaks, which do not include teams who were not listed in the initial AP polls at the beginning of the season (Big Ten and Pac-12). Auburn ended its 23-week streak this week.

Team	Weeks	Seasons
Alabama	204	2008-20
Clemson	93	2014-20
Georgia	57	2017-20
<b>NOTRE DAME</b>	<b>53</b>	<b>2017-20</b>
Florida	36	2018-20
Cincinnati	19	2019-20

## 2020, MAN


### WELCOME TO THE CLUB

- For the first time in the 132-year history of the Notre Dame Football Program, the Fighting Irish are playing the 2020 football season as members of the Atlantic Coast Conference (131 years were spent as an independent. The 132nd season is the first in the ACC). Each ACC squad will play 10 conference games, in addition to one non-conference matchup, to complete a modified 11-game schedule. The two squads with the best records will face off in the ACC Championship in December.
- In the ACC Preseason Order of Finish, the Irish were ranked second behind Clemson, who entered the season as the top-ranked team in the nation.

- In a partnership that began in 2014, Notre Dame and the ACC agreed to schedule the Irish to play, on average, five ACC opponents each season. Originally scheduled through the 2025 season, the games have now been scheduled through the 2037 campaign.
- Notre Dame is 27-7 (.794) against ACC opponents since the scheduling agreement began during the 2014 season, and including 2020 play as a conference member (See page 14 for complete list of games played under this agreement).

## BOOK CLUB IN SESSION

- Graduate student quarterback **Ian Book's** return as the starter in 2020 marks the first time the Irish have entered a season with a quarterback boasting at least two seasons of majority of games started (23-of-26 games from 2018-19) since Jimmy Clausen in 2009 (22-of-25 games from 2007-08).
- Book is 25-3 (.893) as a starter, which ranks second nationally among all FBS quarterbacks (min. 20 wins), even as Book ranks 14th overall in total QB career starts (28). His 25 wins tie for third among all FBS quarterbacks.
- Book is tied for fifth in the ACC in Scoring (TDs), averaging 6.0 points per game individually.
- Book was named to the Davey O'Brien Great 8 List for his performance in the 45-3 road win over Pitt. Book completed 16 passes for 312 yards and three TDs with zero interceptions. His three passing touchdowns led all ACC quarterbacks last week, along with his TD pct. (10.0, min. 20 attempts). His 312 passing yards were the second-most in the conference last week, and his 173.7 rating was the second-highest in the ACC for the week.
- Book's three TD passes against Pitt ranked second among all Power 5 quarterbacks last week (just four other Power 5 quarterbacks threw three or more TD passes last week).
- Book's 73-yard touchdown pass to Ben Skowronek was the third-longest pass in the FBS last week and second-longest among ACC quarterbacks.
- Notre Dame posted 11 rushing first downs against the ACC's top-ranked rushing defense (Pitt), and Book was responsible for three of those first downs, including an 18-yard dash to later set up the 73-yard TD pass to Skowronek.





## GEORGIA TECH - THE LAST TIME

- September 19, 2015 - Notre Dame 30, Georgia Tech 22: C.J. Prorise provided the flash for the Fighting Irish with three touchdowns and 198 yards rushing, including a 91-yard TD run that was the longest run in Notre Dame Stadium history, and the defense provided the grit.
- A pair of touchdowns for 14th-ranked Georgia Tech from Justin Thomas to Patrick Skov in the final minute, the second coming after a recovered onside kick, brought some drama before No. 8 Notre Dame's Torii Hunter Jr. recovered a second onside kick to clinch the 30-22 victory.
- Georgia Tech entered the game averaging 67 points and 457 yards, but struggled to get much going until time was running out. The Fighting Irish held the Yellow Jackets to 216 yards rushing and 337 yards total offense.

## SERIES HISTORY

### GEORGIA TECH (28-6-1)

H: 16-3-0; A: 12-2-1; N: 0-1-0

Brian Kelly era games (1-0)

Games after 2000: 2-1

Home/Away	Year	Score
Away	2006	ND 14, GT 10
Home	2007	ND 3, GT 33
Home	2015	ND 30, GT 22

## GEORGIA TECH CONNECTIONS

- Several Notre Dame players hail from Georgia, including **JD Bertrand** (Alpharetta), **C'Bo Flemister** (Williamson), **Kyle Hamilton** (Atlanta), **Isaiah Pryor** (Lawrenceville), **Tommy Tremble** (Johns Creek) and **KJ Wallace** (Atlanta).
- Georgia Tech redshirt sophomore **DB Derrik Allen** began his career at Notre Dame. In his true freshman season with the Irish, he did not see game action.
- Georgia Tech TEs/Tackles/Offensive Special Teams Coordinator **Chris Wiesehan** served as the tight ends coach at Notre Dame from 1997-98.
- Georgia Tech r-Jr. **OL Charlie Clark** prepped at Marist School in Atlanta, as did Notre Dame sophomore **S Kyle Hamilton**.

## 2020 BOOK RECORD WATCH

Record	Player	Leaders
300-Yard Passing Games (Career)	Ian Book	11 - Brady Quinn, 2003-06 10 - Jimmy Clausen, 2007-09 7 - Tommy Rees, 2010-13 <b>7 - Ian Book, 2016-</b>
Touchdown Passes (Career)	Ian Book	95 - Brady Quinn, 2003-06 <b>63 - Ian Book, 2016-</b> 61 - Tommy Rees, 2010-13 60 - Jimmy Clausen, 2007-09
Pass Completions (Career)	Ian Book	929 - Brady Quinn (2003-06) 695 - Jimmy Clausen (2007-09) 627 - Tommy Rees (2010-13) <b>574 - Ian Book, 2016-</b>
Passing Yards (Career)	Ian Book	11,762 - Brady Quinn, 2003-06 8,148 - Jimmy Clausen, 2007-09 7,670 - Tommy Rees, 2010-13 7,602 - Ron Powlus, 1994-97 <b>7,144 - Ian Book, 2016-</b>
Consecutive Games Completing a Pass (Career)	Ian Book	49 - Brady Quinn (12, 2003; 12, 2004; 12, 2005; 13, 2006) 43 - Ron Powlus (11, 1994; 10, 1995; 11, 1996; 11, 1997) 34 - Rick Mirer (11, 1990; 12, 1991; 11, 1992) 34 - Tom Clements (all 11 of 1972, all 11 of 1973 and all 12 of 1974) 34 - Ralph Guglielmi (4, 1951; 10, 1952; 10, 1953; 10, 1954) <b>32 - Ian Book, (4, 2017; 10, 2018; 13, 2019; 5, 2020)</b>
QB Rushing Yards (Career)	Ian Book	1,921 - Tony Rice (1987-89) <b>1,199 - Ian Book, 2016-</b>
Winning Percentage as a Starting QB	Ian Book	.932 - John Lujack, 1943, 1946-47 (20-1-1) .903 - Tony Rice, 1987-89 (28-3-0) <b>.893-Ian Book,2016-(25-3)</b>
Total Offense Yards (Career)	Ian Book	11,944 - Brady Quinn, 2003-06 <b>8,343 - Ian Book, 2016-</b>
Points Responsible For (Career)	Ian Book	606 - Brady Quinn, 2003-06 (6 rush TDs, 95 pass TDs) <b>456 - Ian Book, 2016- (13 rush TDs, 63 pass TDs)</b>
QB Rushing TDs (Career)	Ian Book	23 - Tony Rice, 1987-89 18 - DeShone Kizer, 2015-16 17 - Rick Mirer, 1989-92 16 - Brandon Wimbusch, 2015-18 16 - Joe Theismann, 1968-70 16 - Terry Hanratty, 1966-68 15 - Paul Hornung, 1954-56 14 - Everett Golson, 2012, '14 14 - Joe Montana, 1975, 77-78 <b>13 - Ian Book, 2016-</b>

- In the win over Louisville, Book passed for 106 yards and rushed for 47, also fooling a Louisville defender to gain extra yardage on an impressive go-ahead touchdown run.
- In the 12-7 victory, Book and the offense held the ball for 36:15, including an impressive 7:55, 57-yard drive to end the fourth quarter and preserve the win.
- Book quarterbacked ND to 554 yards of total offense in the 42-26 win over Florida State, the most for Notre Dame since 2019 vs. Bowling Green (573 yards).
- Book recorded three rushing touchdowns in the first half against South Florida - the second time in his career in which he has rushed for three touchdowns in a game (Wake Forest - 2018). He became the first quarterback in Notre Dame history (modern era) to rush for three touchdowns in a half.
- In the 52-0 win over South Florida, Book completed 12-of-19 passes for 144 yards, also managing an offense that scored five rushing touchdowns, traveled 430 yards, posted zero turnovers and only punted twice.
- In the season opener vs. Duke, Book completed 19-of-31 passes, including a 75-yard long, for 236 yards and a touchdown. He also rushed for 12 yards. Book quarterbacked the Irish offense to five scoring drives, the first of which went 96 yards in 12 plays, to take the lead in the second quarter. It was the longest drive by the Irish since a 97-yard drive in the 30-27 home win over Southern Cal in 2019. Notre Dame also added an 83-yard touchdown drive later in the game.
- In all, the Irish offense outrushed (178-75), outpassed (263-259) and outgained (441-334) the Blue Devils, and were 3-4 in the redzone.

### HEADED FOR THE RECORD BOOKS

- With his three-yard rush early in the first quarter at Pitt, Book became just the second quarterback in Notre Dame history to eclipse the 8,000 total offensive yards plateau in his career - joining Brady Quinn '07 (11,944).
- Passing for 312 yards at Pitt, Book moved into a tie for third all-time in Irish QB history in career 300-yard passing games (7) with John and Bobbie Arlotta Family offensive coordinator Tommy Rees.
- With three TD passes at Pitt, Book moved into second place in Irish QB history for career touchdown passes (63), passing Rees (61).
- With his first completion of the game at Pitt, a 12-yard pass to TE Michael Mayer, Book moved into sole possession of third place all-time among Notre Dame quarterbacks in career pass completions (Book now totals 574-career completions). He was previously tied with associate athletics director for football Ron Powlus.
- With the win over Louisville, Book passed offensive coordinator and former Irish QB Tommy Rees to move into seventh all-time in program history in wins as a starting quarterback (Book now totals 25).
- Book upped his career rushing touchdown total to 13 with his scoring scamper vs. Louisville, one away from tying Joe Montana and Everett Golson (14). Book's 13 rushing TDs currently rank 10th all-time in Irish QB history.

## HONORS & AWARDS

### RB Jafar Armstrong (Sr.)

- Phil Steele Preseason All-Independent Second Team

### OL Aaron Banks (Sr.)

- Outland Trophy Watch List
- Preseason All-ACC Team
- Pro Football Focus Preseason All-ACC First Team
- Phil Steele Preseason All-Independent First Team

### QB Ian Book (Gr.)

- Team Captain
- Davey O'Brien Award Great 8 List - Pitt
- Johnny Unitas Golden Arm Award Watch List
- Maxwell Trophy Watch List
- Davey O'Brien Award Watch List
- Manning Award Watch List
- CFPA National Performer of the Year Watch List
- Reese's Senior Bowl Top 250
- Phil Steele Preseason All-Independent First Team
- Pro Football Focus Preseason All-ACC Honorable Mention

### CB TaRiq Bracy (Jr.)

- Pro Football Focus Team of the Week (Duke)

### P Jay Bramblett (So.)

- Ray Guy Award Watch List

### S Shaun Crawford (Gr.)

- Team Captain
- Gameball recipient: Louisville (10/17)

### K/P Jonathan Doerer (Sr.)

- Groza Award Watch List
- Pro Football Focus Preseason All-ACC Second Team
- Phil Steele Preseason All-Independent First Team

### OL Liam Eichenberg (Gr.)

- Pro Football Focus Team of the Week vs. Louisville (10/17)
- Outland Trophy Watch List
- Reese's Senior Bowl Top 250
- Pro Football Focus Preseason All-ACC First Team
- Phil Steele Preseason All-America Fourth Team
- Phil Steele Preseason All-Independent First Team

### OL Robert Hainsey (Sr.)

- Team Captain
- William V. Campbell Trophy Semifinalist
- Pro Football Focus Preseason All-ACC Third Team
- Reese's Senior Bowl Top 250
- ACC co-Offensive Lineman of the Week (9/19 vs. USF)

### S Kyle Hamilton (So.)

- Bednarik Award Watch List
- Pro Football Focus Preseason All-ACC First Team
- Phil Steele Preseason All-Independent First Team
- USA TODAY Preseason All-America Second Team

### DL Daelin Hayes (Gr.)

- Team Captain
- Wuerffel Trophy Watch List
- Reese's Senior Bowl Top 250

- With his 47 yards rushing vs. Louisville, Book passed Brandon Wimble (1,155) to move into second all-time in Notre Dame QB rushing yards with 1,159.
- Book moved ahead of Steve Beuerlein (6,527) when he passed for 201 yards vs. Florida State to rank fifth all-time in career passing yards. Book now boasts 7,144 yards.
- Book became the first Notre Dame quarterback with 2,500 passing yards, 500 rushing yards and 30 touchdown passes in a season with his 2019 regular-season performance. Jalen Hurts was the only other collegiate student-athlete to hit these marks in the 2019 regular season, while Trevor Lawrence and Sam Ehlinger joined the group, but not until the postseason. Since 2017, only Book, Hurts, Kyler Murray, JT Barrett and D'Eriq King have hit these marks in the regular season.
- In 2019, Book was named Notre Dame Offensive Player of the Year and earned spots on the Davey O'Brien Award Great 8 List three times and as the Manning Star of the Week twice. He finished the season 240-for-399 with 3,034 yards and 34 touchdowns, throwing just six INT. He also ran 112 times for 546 yards and four TDs.
- Just five players in the FBS were responsible for more points than Book's 222 (33 passing TDs, four rushing TDs) in the 2019 regular season.


## AND THE BASE KEEP RUNNIN'

### THE UNIT

- RBs **Kyren Williams**, **C'Bo Flemister** and **Chris Tyree** have each posted at least one 100-yard rushing game. Notre Dame is the only team in the ACC to have three different student-athletes mark a 100-yard rushing game this season, and no Power 5 team has more than Notre Dame's three.
- Irish running backs have reached the 100-yard mark five times this season, a figure which ties for the lead among all Power 5 teams and in the ACC with Virginia Tech. Just one FBS team has had more (Liberty, six).
- With a 127-yard performance by Williams vs. Louisville, it marked Notre Dame's fifth-consecutive game with a 100-yard rusher (beginning with Tony Jones Jr. in the 2019 Camping World Bowl). The last time the Irish strung together five-straight games with a 100-yard rusher was in 2017 (Miami - OH to Wake Forest).

### WHEN THERE'S A WILL[IAMS]

- **RB Kyren Williams** has reached the 100-yard rushing mark in three of four total games this season, the second-most individual 100-yard rushing performances in the ACC. Williams ranks fifth in the ACC in rushing yards per game, running for an average of 104.8 yards (524 yards so far this season). He ranks sixth in the ACC in all-purpose yards (136.0) per game, also tying for 13th in the nation (FBS) in that category.
- Williams' 486 yards in the first four games of a season was the best opening slate for an Irish RB since Dexter Williams in 2018 (512). Kyren Williams reached three 100-yard rushing performances in just four games, as did Dexter



KYREN WILLIAMS



C'BO FLEMISTER



CHRIS TYREE

Williams, while it took Josh Adams five games to reach that mark in 2017.

- In a grind game vs. Louisville, Williams showcased his power run ability, plowing for 127 rushing yards alone against a defense that had only allowed 156.8 rushing yards per game entering the matchup with the Irish.
- Williams shattered his previous career-high mark of 112 yards set vs. Duke in the season-opener, rushing for 185 yards on 19 carries vs. Florida State. His 185 rushing yards rank as the fifth-highest in a single game by any



## HONORS & AWARDS, CONT.

### LB Jack Kiser (So.)

- Pro Football Focus "Secret Superstar of the Week" (9/19)
- Gameball recipient: South Florida (9/19)

### OL Tommy Kraemer (Gr.)

- Reese's Senior Bowl Top 250
- Pro Football Focus Preseason All-ACC Second Team

### TE Michael Mayer (Fr.)

- Pro Football Focus Team of the Week at Pitt (10/24)
- FWAAs Freshman All-American Watch List

### CB Nick McCloud (Gr.)

- Pro Football Focus Team of the Week at Pitt (10/24)
- Phil Steele Preseason All-Independent Second Team

### WR Javon McKinley (Gr.)

- Phil Steele Preseason All-Independent First Team

### DL Adetokunbo 'Ade' Ogundeji (Gr.)

- Team Captain
- Pro Football Focus Preseason All-ACC Third Team
- Reese's Senior Bowl Top 250

### LB Jeremiah Owusu-Koramoah (Sr.)

- Pro Football Focus Team of the Week at Pitt (10/24)
- Nagurski Trophy Watch List
- Butkus Award Watch List
- Bednarik Award Watch List
- Lott IMPACT Trophy Watch list
- Preseason All-ACC Team
- Pro Football Focus Preseason All-ACC First Team
- Phil Steele Preseason All-Independent Second Team

### OL Jarrett Patterson (Jr.)

- Outland Trophy Watch List
- Rimington Trophy Watch List
- Pro Football Focus Preseason All-ACC First Team
- Phil Steele Preseason All-Independent Second Team

### S Isaiah Pryor (Gr.)

- Phil Steele Preseason All-Independent Second Team

### WR Ben Skowronek (Gr.)

- Gameball recipient: Pitt (10/24)

### DL Myron Tagovailoa-Amosa (Sr.)

- Phil Steele Preseason All-Independent First Team

### LB Drew White (Sr.)

- Nagurski Trophy Watch List
- Pro Football Focus Preseason All-ACC Third Team
- Phil Steele Preseason All-Independent First Team

### RB Kyren Williams (So.)

- ACC Running Back of the Week (Duke)
- Gameball recipient: Duke (9/12)
- ACC Rookie of the Week (Louisville)

### TE Brock Wright (Sr.)

- Earl Campbell Tyler Rose Award Watch List

ACC player this season, and the most by any freshman or sophomore ACC player this season (Williams is an academic sophomore, a freshman in eligibility).

- Entering the game, Florida State allowed just 141.3 rushing yards per game. Williams surpassed that total on his own by more than 40 yards. His 185 yards vs. FSU still rank tied the ninth-most in a single game among FBS players this season, and the fourth-most in a single game that week in the FBS. His total is also the highest for a Notre Dame player since 2018. Williams was responsible for 10 of Notre Dame's 15 rushing first-downs in that game.
- Williams posted 117 yards on five carries vs. Florida State, including runs of 65 and 46 yards, in the first quarter. The last time a Notre Dame player rushed for more yards on five or fewer carries was Josh Adams vs. Miami - OH in 2017 (151 yards).
- His 65-yard run in the first quarter vs. Florida State was the longest rush of his career, and his performance marked the second time this season (and in his career) he broke the 100-rushing-yard plateau.
- Williams exploded onto the scene in his first-career start vs. Duke, leading all FBS players in all-purpose yards (205) after rushing for 112 yards and tacking on 93 more in the air. His performance marked the first time an Irish player has reached the 90-yard plateau in both rushing and receiving in a single game since at least 1996.
- In the season-opener vs. Duke, the sophomore back averaged 5.9 yards-per-carry (12 carries) and rushed for two touchdowns, also accounting for two receptions that resulted in 91 yards-after-catch, including a career-high 75-yard reception on a screen pass to bring the Irish in the red zone. Williams the first Irish player to record two or more rushing touchdowns since Tony Jones Jr. had three against Virginia in 2019, and was awarded the game ball vs. Duke for his efforts.

### THE JET


- RB Chris Tyree surpassed the 100-yard mark for the first time in his young career, with 11 carries for 103 yards and boosted by a 45-yard touchdown run in the second quarter, vs. Florida State. Tyree was responsible for five of Notre Dame's 15 rushing first downs that day.
- His performance was the only 100-rushing yard performance by a true freshman in the ACC that week. On the season, only three ACC true freshmen have recorded 100-rushing yard games, including Tyree.
- Tyree scored his first-career touchdown vs. South Florida. He later would set a then-career mark for longest rush after scampering 31 yards in the second quarter.
- Tyree has also served four games in the kickoff return role for the Irish.

### SEEYA, C'BO

- RB C'Bo Flemister posted a career game vs. South Florida, rushing for a career-high 127 yards (13 carries) to go along with a rushing touchdown. His 31-yard run in the fourth quarter was the longest rush of his career, and his performance marked the first time he has broken the 100-rushing-yard plateau in his career.

## HANDS IN THE AIR

- WR Ben Skowronek posted a career game at Pitt, catching two passes for 107 yards and two touchdowns. Skowronek's two receiving TDs tied for the lead in the ACC last week, and his 107 yards were the third-most among all ACC players last week. His 53.5 yards per catch vs. Pittsburgh is the best mark of the season in the ACC thus far.
- Skowronek's 73-yard touchdown reception was the third-longest among all FBS players last week, and the second-longest in the ACC.
- His 34-yard touchdown later in the game also ranked as the seventh-longest touchdown reception in the ACC on the week.
- WR Javon McKinley led the Irish in receptions and receiving yards vs. Florida State with five receptions for 107 yards, and was the first Irish receiver to reach the 100-yard plateau since Chase Claypool in the 2019 Camping World Bowl. McKinley surpassed his previous career-high in receiving yards (104) with the 38-yard reception in the third quarter vs. Florida State.
- The Book-McKinley connection was solid vs. FSU, as McKinley was Notre Dame's most successful receiver, while also matched up with Preseason All-ACC selection Florida State CB Asante Samuel for much of the evening.
- McKinley posted his first-career rush, a 15-yard run, in the third quarter vs. Louisville.
- On Notre Dame's opening drive vs. Louisville, WRs Kevin Austin Jr. (18-yard catch) and Skowronek (16-yard catch) each posted their first receptions of the season.
- WR Joe Wilkins Jr. hauled in a five-yard pass from Ian Book for his first-career reception in the final minute of the second quarter vs. Duke.



**BEN SKOWRONEK**



## THE ACC

## 2020 ACC STANDINGS

	Team	ACC	Overall
1.	Clemson	5-0	6-0
	<b>NOTRE DAME</b>	<b>4-0</b>	<b>5-0</b>
3.	Miami	4-1	5-1
	North Carolina	4-1	4-1
5.	NC State	4-2	4-2
6.	Boston College	3-2	4-2
	Virginia Tech	3-2	3-2
8.	Wake Forest	2-2	3-2
9.	Georgia Tech	2-3	2-4
10.	Pitt	2-4	3-4
11.	Louisville	1-4	2-4
	Florida State	1-4	2-4
	Virginia	1-4	1-4
	Syracuse	1-4	1-5
15.	Duke	1-5	1-5

## INDIVIDUAL ACC RANKINGS

## RB Kyren Williams

- Rushing: Fifth (104.8 avg./game)
- All Purpose: Sixth (136.0 avg./game)
- **Single-game conference mark:** Yards per catch (46.5 vs. Duke) – second in the ACC behind WR Ben Skowronek.

## QB Ian Book

- Scoring (TDs): T-Fifth (6.0 pts./game)
- **Single-game conference high:** Points scored (18 vs. South Florida)
- **Single-game conference high:** TDs & rushing TDs (3 vs. South Florida)

## K/P Jonathan Doerer

- Scoring: Eighth (7.8 pts./game)
- Scoring (Kick): Fifth (7.8 pts./game)
- PAT Kicking Pct: T-First (100.0)
- Field Goal Pct: T-Sixth (75.0)
- Field Goals: Eighth (1.20 FG/game)

## RB Chris Tyree

- Kick Return Avg.: Fifth (21.9 avg./game)
- **Single-game conference mark:** Second-highest in conference: kick returns (4 vs. Duke)

## CB Nick McCloud

- Passes Defended: T-Sixth (1.00 avg./game)

## WR Ben Skowronek

- **Single-game conference high:** Yards per catch (53.5 at Pitt)
- **Single-game conference mark:** Second-highest in conference: receiving TDs (2 at Pitt)

## HOLD TIGHT

- Often referenced as “Tight End U,” every Notre Dame tight end who has started in the opening game of the season has been drafted, starting with Anthony Fasano in 2003.
- The Irish have started multiple tight ends in three of the four total games this season, also starting **Brock Wright**, **Tommy Tremble** and **Michael Mayer** all in the game vs. South Florida.
- Four tight ends have caught passes this season: Tremble (10-114), Mayer (7-80, TD), Wright (2-10) and freshman **Kevin Bauman** (1-5).
- **TE Michael Mayer** was named to the Pro Football Focus Team of the Week for his performance at Pittsburgh, posting five receptions for 73 yards and a touchdown. Mayer’s five receptions vs. Pittsburgh were the most by a true freshman, and tie for the most by a tight end, in the ACC last week.
- All five of Mayer’s receptions resulted in first downs, and all were for a gain of 10 yards or longer. Notre Dame totaled 11 passing first downs.
- Mayer averaged 14.6 yards per catch, the third-best mark in the ACC last week (min. five receptions). Of the 11 ACC pass-catchers who posted five or more catches last week, just three players also recorded a receiving touchdown, including Mayer.
- Mayer scored his first-career TD vs. Florida State, marking him as the first true freshman tight end to score a touchdown since Kyle Rudolph in 2008 against Purdue.
- Mayer made his first-career start vs. South Florida. He previously notched his first-career reception in the second quarter vs. Duke, hauling in a 17-yard reception from Ian Book for a first down.
- Bauman’s first-career catch came vs. USF, also serving as freshman QB **Drew Pyne**’s first-career completion.



MICHAEL MAYER

## TRENCH WORK

- Notre Dame’s starting offensive line boasts 132-career starts between the five veterans (Eichenberg, Banks, Patterson, Kraemer and Hainsey). Entering last week with 127, it was the fourth-most starts among a starting offensive line nationally, and second-most in the FBS. Hainsey and Kraemer were sidelined for some game action in 2019 due to injury.
- The Irish own the third-highest rushing offense average in the ACC (231.8.0 yards per game), and have allowed the fewest sacks (tied) on the season (nine) in the ACC.
- In the 45-3 road win over Pitt, the line paved the way for 434 yards of total offense. Notre Dame’s 115 rushing yards Saturday were the second-most Pittsburgh has given up in a game this season. Entering the game, the Panthers allowed just 61.5 yards per game, the ACC’s top-ranked rushing defense.
- Notre Dame’s two rushing touchdowns against Pitt marked the first time the Panthers allowed multiple rushing touchdowns in a single game since October 5, 2019 vs. Duke.
- The Irish held control of the ball for 40:59 minutes of possession time against Pitt, the most by an ACC team in a single game this season, and fifth-most in a single game among all FBS teams this season.
- In a performance against Louisville that saw **Liam Eichenberg** receive Pro Football Focus Team of the Week honors, Notre Dame rushed for 232 yards, earning Kyren Williams his third 100-yard performance of the season. Entering that game, Louisville had allowed just 156.8 rushing yards per game.
- In the victory over Florida State, the unit allowed zero sacks on QB Ian Book, while making it possible for the



LIAM EICHENBERG

## THE ACC, CONT.

### INDIVIDUAL ACC RANKINGS, Cont.

#### S Shaun Crawford

- Passes Defended: T-18th (0.80 avg./game)
- Fumbles Recovered: T-Seventh (0.20 avg./game)

#### LB Jeremiah Owusu-Koramoah

- Tackles for Loss: 19th (6.0 total)

#### LB Osita Ekwonu

- **Single-game conference high:** Second-most in conference: punt return yards (54 vs. South Florida)

#### DL Jordan Botelho

- **Single-game conference high:** punt return TDs (1 vs. South Florida)

#### DL Isaiah Foskey

- **Single-game conference high:** punt return TDs (1 at Pitt)

### TEAM ACC RANKINGS

- Scoring Defense: **First** (9.8 avg./game)
- Scoring Offense: Fifth (35.6)
- Total Offense: Fourth (439.4 avg./game)
- Total Defense: **First** (273.0 avg./game)
- Rushing Offense: Third (231.8 avg./game)
- Rushing Defense: Second (94.8 avg./game)
- Pass Defense: Second (178.2 avg./game)
- Pass Efficiency: Fifth (140.3)
- Pass Defense Efficiency: **First** (99.6)
- Kickoff Returns: Fourth (23.3 avg.)
- Punt Return Avg: Fourth (13.0)
- Kickoff Coverage: Third (42.0 net/avg.)
- PAT Kicking: T-**First** (1,000 pct.)
- Sacks Against: T-**First** (Nine)
- Opponent First Downs: **First** (72 total)
- Third Down Conversions: **First** (52.2 pct.)
- Opponent Third-Down Conversions: **First** (21.2 pct.)
- Fourth-Down Conversions: T-Fourth (71.4 pct.)
- Opponent Fourth-Down Conversions: T-Fifth (50.0 pct.)
- Penalty yards: **First** (34.6 avg./game)
- Time of possession: **First** (34:11 avg./game)
- Red Zone Defense: T-Fifth (77.8 opp. success rate)
- **Single-game conference high:** Rushing TDs (6 vs. South Florida)
- **Single-game conference high:** Punt return avg. (31.0 vs. South Florida)
- **Single-game conference high:** Punt return TDs (1 vs. South Florida and at Pitt)
- **Single-game conference high:** First downs by penalty (6 at Pitt)

Irish to rush for 353 yards total, with two different players reaching the 100-yard mark. Prior to that contest, Florida State had allowed just 141.3 rushing yards per game.

- Notre Dame averaged 8.4 yards-per-carry vs. Florida State, the third-highest single-game figure in the conference this season.
- **OL Robert Hainsey** received ACC co-Offensive Lineman of the Week honors for his role in the O-Line's performance vs. South Florida. The line allowed zero sacks on Irish quarterbacks in the 52-0 shutout win and paved the way for six rushing touchdowns, tied for the ACC's most in a single game this season.
- Notre Dame's 281 rushing yards were the most by any ACC team that week, and only one ACC team had posted more rushing yards in a single game prior to that occurrence.
- The 6.2 yards-per-rush by Notre Dame vs. South Florida ranked as the most that week.
- Notre Dame posted 16 rushing first downs, then the most in a single game this season by any ACC team. It currently sits just three below the conference-leading figure of 18.
- The Irish won Pro Football Focus' Offensive Line of the Week after the season-opener vs. Duke, producing the highest-combined pass-block grade of any line that week.

## POISED TO ATTACK

- The Irish rank fourth in the ACC in total offense (439.4 yards per game), third in rushing offense (231.8), and lead the conference in third-down conversion rate (52.2 percent).
- Notre Dame's two rushing touchdowns against Pitt marked the first time the Panthers allowed multiple rushing touchdowns in a single game since October 5, 2019 vs. Duke.
- The Irish held control of the ball for 40:59 minutes of possession time against Pitt, the most by an ACC team in a single game this season, and fifth-most in a single game among all FBS teams this season.
- Notre Dame's 115 rushing yards Saturday are the second-most Pitt has given up in a game this season. Entering today's game, the Panthers were the ACC's top-ranked rushing defense, allowing just 61.5 yards per game.
- In the win over Louisville, the offense held the ball for a whopping 36:15, including an impressive 7:55, 57-yard drive to finish out the fourth quarter and preserve the win. In all, the Irish had seven offensive drives on the day, and four of those drives took five minutes or more off the clock.
- In the 42-26 win over Florida State, Notre Dame racked up 554 yards of total offense, the most since 2019 vs. Bowling Green (573 yards). It also marked the first game with two 100-yard rushers (Kyren Williams & Chris Tyree) and a 100-yard receiver (Javon McKinley) since 2015 (Stanford).
- The last time Notre Dame had two players with more than 100 yards rushing in a game was in 2017 vs. Southern Cal (Josh Adams and Brandon Wimbush), and the last time the Irish posted more than 300 yards rushing was in 2019, also against Southern Cal.

- The win over Florida State also marked the first time since 2000 the Irish have scored 42 points in consecutive games.
- Notre Dame marked the 12th time the Irish scored at least 50 points in head coach Brian Kelly's (12-0) 11-year tenure in the 52-0 win over South Florida. The 11 years prior to Kelly's arrival, Notre Dame hit the 50-point mark once.
- The Irish held a 35-0 margin at halftime vs. South Florida, the largest halftime lead since last season's 52-0 win against Bowling Green (also 35-0).
- Notre Dame rushed for six touchdowns against USF, the most in a game since 2018 (six versus Wake Forest) and the most in a single game this season among ACC teams.
- In addition to allowing zero sacks in the victory over South Florida, the offensive line paved the way for Notre Dame's 281 rushing yards, the most by any ACC team that week.
- The 6.2 yards-per-rush by Notre Dame vs. South Florida ranked as the most that week. Notre Dame posted 16 rushing first downs, the most that week and the highest value at that point in the season. The figure was topped the next week.
- In the season opener vs. Duke, the Irish offense outrushed (178-75), outpassed (263-259) and outgained (441-334) the Blue Devils, and were 3-4 in the redzone.
- Book quarterbacked the Irish offense to five scoring drives vs. Duke, the first of which went 96 yards in 12 plays, to take the lead in the second quarter. It was the longest drive by the Irish since a 97-yard drive in the 30-27 home win over Southern Cal in 2019. Notre Dame also added an 83-yard touchdown drive later in the game.

## EXPERIENCED AND EXPOSIVE

- The Irish boast two long-tenured veterans in the secondary with sixth-year **Shaun Crawford** and graduate transfer **Nick McCloud**. They are coupled with young standouts **Kyle Hamilton**, **TaRiq Bracy**, **Houston Griffith** and **Clarence Lewis**, all of whom have started at least one contest for the Irish this season.

### HAMILTON, A STAR

- A preseason All-America Second Team selection (USA TODAY), **S Kyle Hamilton** leads the team in tackles with 22, after only playing in four games thus far.
- Hamilton started in the win over Louisville and posted a crucial diving pass breakup on third-and-11 on Louisville's opening drive to force a punt. In the fourth quarter, Hamilton posted tackles on consecutive plays, second-and-26 and third-and-17, to force a punt, ending what would be Louisville's final drive of the game to secure an Irish win.
- He accounted for four tackles and a PBU on the opening drive for Duke. His QB hurry came in the second quarter, which forced an incomplete pass on a Duke third-and-seven. On the day, he marked seven tackles, the second-most for the Irish and the 13th-most in the ACC. His five solo tackles ranked 10th in the ACC at that point.



SHAUN CRAWFORD



KYLE HAMILTON



CLARENCE LEWIS

**THE VET**

- S **Shaun Crawford** returns for his sixth season, due to a medical redshirt year of eligibility granted by the NCAA. After playing corner for five seasons, Crawford won the starting safety job entering 2020.
- The graduate student earned the game ball for his performance vs. Louisville, when he tied for the team lead in tackles (six), also executing a crucial pass breakup, punching the ball out of the receiver's hands, to end the third quarter and stall Louisville's drive.
- Crawford was called to start at corner due to team need in the victory over Florida State, and posted the first interception of the season for the Irish in the fourth quarter

as he intercepted QB Jordan Travis at the Notre Dame goal line to prevent a score. The interception helped seal the game for the Irish. It was the fifth interception of his career, and his second-career forced or recovered turnover inside the Notre Dame five-yard line.

- Crawford made several impact plays vs. FSU including coverage on a third-down pass from Jordan Travis to Camren McDonald in the first quarter, which fell incomplete and forced a Florida State punt
- He also recovered a fumble in the win over Duke, setting Notre Dame up at its own 41 for a touchdown drive.

**MCCLLOUD-Y WITH A CHANCE OF INTS**

- Coming to Notre Dame as a grad transfer from NC State, **CB Nick McCloud** was named to the Pro Football Focus Team of the Week for his performance at Pitt, in which he snagged his first interception in an Irish uniform, marking the fourth of his career (three while playing at NC State). McCloud's interception came on the first play of a Pitt third-quarter drive to give the Irish possession at the Panthers' 35-yard line, and the resulting series culminated in a Notre Dame rushing TD.
- His four tackles at Pitt tied for second on a defense that held Pitt to just a field goal. According to Pro Football Focus, McCloud's receivers were targeted six times at Pitt, making just three catches. He earned an 80.1 PFF tackle grade and a 76.2 coverage grade, resulting in a 75.6 overall defensive grade.

**SQUAD ROLLS DEEP**

- S **Houston Griffith** and true freshman **CB Clarence Lewis** made their first-career starts vs. South Florida. Both finished the game with five solo tackles including 1.0 for loss each, and Lewis tacked on three pass breakups.
- Junior **CB TaRiq Bracy** was named to the Pro Football Focus Team of the Week for his play against Duke. According to PFF, Bracy forced a contested target and incompletions on two of three targets, and did not allow any yards.

**BACK IT UP**

**CAN I GET A WU-WU-WU?**

- Named to the Preseason All-ACC team, **LB Jeremiah Owusu-Koramoah** boasts a total of 6.0 TFL on the season, and his average of 1.20 per game ranks 12th in the ACC.
- In a performance that saw him named to the Pro Football Focus Team of the Week, Owusu-Koramoah posted his first-career interception at Pitt, giving the Irish possession at the Pitt 49-yard line to set up a Notre Dame TD drive.
- "Wu" led the Irish defense in TFL with 2.0 vs. Louisville, adding two other tackles, one of which resulted in no gain for the offense. Two of his tackles came on third down to force a fourth-down play.
- Owusu-Koramoah forced the first turnover of the season after breaking the ball loose from Duke's Jalon Calhoun in the third quarter. Owusu-Koramoah led the Irish in tackles (nine) and got to Duke QB Chase Brice for the third Irish sack of the day in the fourth quarter, pinning him for a loss of six yards on what would be Duke's final drive.

**BE A DOG**

- Junior **LB Bo Bauer** snagged his first-career interception, returning it 16 yards, in the second quarter at Pitt. The turnover gave the Irish possession at the Pitt 46 to set up a touchdown drive.

**MR. INDIANA**

- Sophomore **LB Jack Kiser** made a statement in his first-career start against South Florida, leading the team in tackles (eight) in his first game action on defense. Kiser's 2.0 tackles-for-loss led the team (tied), and he also posted a QB hurry. After not being listed on the depth chart leading up to the game, Kiser was called up to start at the BUCK position, and his efforts earned him the game ball. Pro Football Focus named Kiser its "Secret Superstar of the Week," giving him a 90.0 PFF grade in the first half.

**PUT THE PRESSURE ON**

- In the 45-3 win over Pitt, Notre Dame sacked Panther QBs three times. **DL Myron Tagovailoa-Amosa** posted a sack for a loss of six yards, **DB Isaiah Pryor** dropped the QB for a loss of seven yards and **DL Isaiah Foskey** and **DL Ovie Oghufo** combined for a sack (-6 yards).
- **DL Jayson Ademilola** made his first-career start at defensive tackle in place of Tagovailoa-Amosa vs. Florida State. He also started against Louisville.
- **DL Daelin Hayes** made an impact play with his TFL vs. Louisville, reading the screen pass and pinning Louisville's Javian Hawkins for a loss of six in the fourth quarter, helping to stall a Louisville drive on first-and-20 and preserve the Irish win.
- **DL Ade Ogundeji** posted 2.0 sacks against Florida State for a total loss of nine yards, the leading sack figure on Notre Dame's defense. In total, he posted four tackles and a QBH.
- Sophomore **DL Isaiah Foskey** tallied his first-career sack vs. Duke to force a Blue Devil field goal. The sophomore made noise in a reserve role against Duke, responsible for the sack (loss of 10 yards) and a QB hurry earlier in the game at the 11-yard line also forced a Duke field goal. Foskey broke up a pass on the next drive to help lead to a punt. His final TFL came in the fourth quarter, when he combined with **DL Jacob Lacey** to bring down Duke's Deon Jackson on second-and-13, setting up a Duke punt.



JEREMIAH OWUSU-KORAMOAH



- Foskey also blocked a Pitt punt with 0:11 remaining in the first half, returning it for a touchdown. It was Foskey's first-career score, and the second touchdown on a blocked punt for the Irish this season (vs. USF). It also marked his second-career blocked punt.
- Freshman **DL Alexander Ehrensberger** notched his first-career sack in the third quarter vs. South Florida, while sophomore **LB JD Bertrand** posted his first-career tackle.

## DEFEND THE GRIDIRON

- With just three points allowed vs. the Panthers, the defense has yielded just 9.8 points per game through the five games of the season. That figure leads all Power 5 teams with more than one game played, and is second among all FBS teams (Marshall, 9.4). In 2019, the Notre Dame defense ranked No. 12 among FBS teams in scoring defense, allowing just 17.9 points per game (26 touchdowns and 17 field goals).
- Not only did the Irish limit Pitt to just a field goal, they also kept the Panthers out of the red zone entirely. Prior to the game, Pitt had totaled 27 appearances in the red zone through six games.
- The Irish have held back-to-back opponents to fewer than 10 points for the first time since 2012 (Boston College - 6, Wake Forest - 0). The last time Notre Dame held a team without a touchdown on the road or at a neutral site was Iowa State in the 2019 Camping World Bowl.
- Notre Dame limited Pittsburgh to just 44 rushing yards, sacking Panthers QBs a total of three times. Pittsburgh's longest drive of the day was just 43 yards, and with just 19:01 of total possession time for the Panthers, none of their 13 drives lasted longer than 2:31.
- The Irish held Pitt to -3 rushing yards in the first quarter, the fewest in a single quarter by an opposing team since Notre Dame held Iowa State to -13 rushing yards in the fourth quarter of the 2019 Camping World Bowl. Notre Dame's rushing defense ranked third in the ACC entering that game, allowing just 107.5 yards per game.
- Notre Dame held Pitt to 2 rushing yards in the first half, the fewest in a half since the Irish held Iowa State to 1 rushing yard in the second half of the 2019 Camping World Bowl. Pitt entered the game averaging 107.0 rushing yards per game.
- In the win over Louisville, the defense limited Louisville to just 96 rushing yards. Entering the game, the Cardinals averaged 177.8 rushing yards per game.
- On the day, Louisville posted just 14 first downs and held the ball for only 23:45 minutes of possession time. Entering Saturday, the Cardinals ranked second in the ACC in time of possession, averaging 32:59 per game.
- Notre Dame leads the ACC in opponent first downs, allowing just 72 on the season thus far. At 14.4 per game, it is the second-best rate in the conference.
- The Irish lead the ACC in opponent third-down conversions, allowing just a 21.2 percent success rate. It is the fifth-best rate among all FBS teams.

- The Irish lead the ACC in total defense (273.0 yards per game), rank second in the ACC in rushing defense (94.8) and second in pass defense (178.2). Notre Dame also leads the ACC in pass defense efficiency (99.6).
- Notre Dame marked the second shutout in as many seasons with a 52-0 victory over RV South Florida in Week Two. The Irish allowed the Bulls in the red zone just one time on the day, and the attempt was unsuccessful for South Florida. In all, the Bulls were held to 11 first downs, including just one first down in the first half.

## FOLLOW HIS LEA-D

- Notre Dame has held 30-of-31 opponents during Clark Lea's tenure as defensive coordinator to 30 points or less. That includes includes ranked opponents LSU, Michigan, Stanford, Virginia Tech, Syracuse, Clemson, Georgia, Virginia and Navy.

## SATURDAY SPECIALISTS

- The Irish rank third in the ACC in kick-return defense, allowing an average of just 18.3 yards per return.
- True freshman **RB Chris Tyree** owns the fifth-best kick return average in the ACC, bringing back kicks at a rate of 21.9 yards per game.
- The Irish have blocked two punts, returning both for touchdowns, thus far this season.
- DL Isaiah Foskey** blocked a Pitt punt with 0:11 remaining in the first half, returning it for a touchdown. It was Foskey's first-career score, and the second touchdown on a blocked punt for the Irish this season (vs. USF). It also marked his second-career blocked punt.
- Foskey was the only player in the ACC to record a punt return TD last week. There have been just 17 this season in the FBS, and only one FBS player boasts two.
- True freshman **DL Jordan Botelho** recovered a blocked South Florida punt for a touchdown in the 52-0 shutout win, marking the only punt return TD in the ACC that week and just the second this season. **DL Osita Ekwonu** was responsible for the block. It was the first blocked punt returned for a TD by the Irish since 2015 vs. Southern Cal.
- Botelho was the only player in the FBS that week to post a punt return touchdown.
- Botelho also provided notable pressure on another South Florida punt, forcing a rushed punt that traveled just one yard and gave the Irish possession at the South Florida 25-yard line.
- P Jay Bramblett** made his mark vs. Duke, bombing six punts in the season-opener, including punts of 53, 52 and 45 yards. His play of the day came in the second quarter on a fake punt play, when he rushed for 14 yards, cutting to get the Irish the first down and keeping Notre Dame's drive alive to end in a touchdown. On the day, Bramblett marked a 43.8-yard average punt.
- K/P **Dawson Goeperich** scored his first points for the Irish on a PAT vs. South Florida.

## OPEN DOERER

- K/P **Jonathan Doerer** is 6-8 on field-goal attempts through the season, connecting on all 21 PAT attempts. He has now connected on 83-consecutive PATs, a streak which extends to 2018 vs. Navy and ranks 13th in the FBS.
- In the win vs. Louisville, Doerer made both field goal attempts, giving the Irish an early lead in the 12-7 contest on a day that experienced wind gusts upwards of 30 MPH.
- On the season, Doerer owns an 80.0 FG percentage in conference games, tying for fifth in the ACC.
- In 2019, Doerer compiled a 85.0 FG-make percentage (17-20), the fifth-best by an Irish kicker in a single season since 1996. In 2019, Doerer was perfect on PAT attempts (57-of-57), totaling 108 points between field goals and PAT.
- In 2019, Doerer scored 108 points for the Irish, the most in a single season by any Notre Dame kicker. He topped Kyle Brindza's 2013 mark of 98 with his performance in the Camping World Bowl vs. Iowa State, in which Doerer netted 15 points on four field goals and three PATs.
- In 2019, Doerer inscribed his name in Notre Dame record books vs. Southern Cal, becoming the first Irish kicker since Dave Reeve (1977) to make three field goals of 40 or more yards in a single game. Doerer made a career-long 52-yard field goal on the opening drive of the second half vs. Southern Cal, also making a 45-yard field goal with 15 seconds remaining in the first half. Doerer added a 43-yard field goal in the fourth quarter. All three surpassed his previous career-long (36 yards).



JONATHAN DOERER



JAY BRAMBLETT



# NOTRE DAME ACC SCHEDULING AGREEMENT

# NOTRE DAME ACC FUTURE SCHEDULES

- In a partnership that began in 2014, the University of Notre Dame and the Atlantic Coast Conference agreed to schedule the Irish to play, on average, five ACC opponents each season. Originally scheduled through the 2025 season, the games have now been scheduled through the 2037 campaign.
- Notre Dame is 27-7 (.794) against ACC opponents since the scheduling agreement began during the 2014 season:

Year	Opponent	H/A/N	W/L	Score
2014	Syracuse	N	W	31-15
2014	North Carolina	H	W	50-43
2014	Florida State	A	L	27-31
2014	Louisville	H	L	28-31
2015	Virginia	A	W	34-27
2015	Georgia Tech	H	W	30-22
2015	Clemson	A	L	22-24
2015	Pittsburgh	A	W	42-30
2015	Wake Forest	H	W	28-7
2015	Boston College	N	W	16-13
2016	Duke	H	L	35-38
2016	Syracuse	N	W	50-33
2016	NC State	A	L	3-10
2016	Miami	H	W	30-27
2016	Virginia Tech	H	L	31-34
2017	Boston College	A	W	49-20
2017	North Carolina	A	W	33-10
2017	NC State	H	W	35-14
2017	Wake Forest	H	W	48-37
2017	Miami	A	L	8-41
2018	Wake Forest	A	W	56-27
2018	Virginia Tech	A	W	45-23
2018	Pittsburgh	H	W	19-14
2018	Florida State	H	W	42-13
2018	Syracuse	N	W	36-3
2019	Louisville	A	W	35-17
2019	Virginia	H	W	35-20
2019	Virginia Tech	H	W	21-20
2019	Duke	A	W	38-7
2019	Boston College	H	W	40-7
2020~	Duke	H	W	27-13
2020~	Florida State	H	W	42-26
2020~	Louisville	H	W	12-7
2020~	Pittsburgh	A	W	45-3

- In 2020, the Irish are 4-0 in ACC play, with wins over Duke, Florida State, Louisville and Pitt.
- In 2019, the Irish went undefeated against the ACC, beating Louisville, Virginia, Virginia Tech, Duke and Boston College as part of the scheduling agreement.
- The Irish improved to 18-1 in regular-season games against Atlantic Coast Conference opponents over the last four seasons (2017-20).
- Notre Dame has won five-straight ACC road games.
- There have been, and in the future there will be, seasons when the Irish face just four ACC opponents but will eventually even out the agreement by facing six ACC teams in another year (this occurred in 2014 and 2015 and is set to occur in 2021-22 and 2022-23).

Year	Opponent	H/A/N	Year	Opponent	H/A/N
2020~	Georgia Tech	A	2029	Florida State	A
2020~	Clemson	H	2029	Georgia Tech	H
2020~	Boston College	A	2029	NC State	A
2020~	North Carolina	A	2029	Syracuse	A
2020~	Syracuse	H	2029	Wake Forest	H
2020~	Wake Forest	A	2030	Boston College	A
2021	*Florida State	A	2030	Duke	H
2021	Virginia Tech	A	2030	Florida State	H
2021	North Carolina	H	2030	Louisville	A
2021	Virginia	H	2030	North Carolina	H
2021	Georgia Tech	H	2031	*Clemson	A
2022	North Carolina	A	2031	Miami	H
2022	Syracuse	A	2031	North Carolina	A
2022	Boston College	H	2031	NC State	H
2022	Clemson	H	2031	Virginia	A
2023	NC State	A	2032	Florida State	H
2023	Duke	A	2032	Georgia Tech	A
2023	Louisville	A	2032	Louisville	H
2023	Wake Forest	H	2032	Miami	A
2023	Clemson	A	2032	Wake Forest	H
2023	Pittsburgh	H	2033	Boston College	A
2024	Miami	H	2033	Duke	A
2024	Georgia Tech	A	2033	Louisville	A
2024	Florida State	H	2033	Pittsburgh	H
2024	Virginia	H	2033	Virginia Tech	H
2025	Miami	A	2034	Clemson	H
2025	NC State	H	2034	Miami	A
2025	Boston College	A	2034	Pittsburgh	A
2025	Pittsburgh	A	2034	Syracuse	H
2025	Syracuse	H	2034	Virginia	H
2026	Florida State	A	2035	Boston College	H
2026	Louisville	H	2035	Duke	H
2026	North Carolina	A	2035	Louisville	A
2026	Syracuse	H	2035	NC State	A
2026	Virginia	H	2035	Virginia	A
2027	Clemson	A	2036	Florida State	H
2027	Duke	A	2036	Georgia Tech	A
2027	Georgia Tech	H	2036	North Carolina	A
2027	Virginia Tech	H	2036	Pittsburgh	H
2027	Wake Forest	A	2036	*Virginia Tech	A
2028	Boston College	H	2037	Clemson	A
2028	Clemson	H	2037	Miami	H
2028	Miami	H	2037	NC State	H
2028	Pittsburgh	A	2037	Syracuse	A
2028	Virginia Tech	A	2037	Wake Forest	A

\* - Labor Day Monday  
 ~- Irish received new schedule as part of 2020 ACC membership



IRISH VS. THE ATLANTIC COAST CONFERENCE

Team	Home				Away				Neutral				Overall			
	W	L	T	%	W	L	T	%	W	L	T	%	W	L	T	%
Boston College	8	5	0	0.615	5*	4	0	0.556	3	0	0	1.000	16*	9	0	0.640
Clemson	0	1	0	0.000	1	1	0	0.500	0	0	0	0.000	1	2	0	0.333
Duke	4	1	0	0.800	1	1	0	0.500	0	0	0	0.000	5	2	0	0.714
Florida State	3	2	0	0.600	1	1	0	0.500	0	3	0	0.000	4	6	0	0.400
<b>Georgia Tech</b>	<b>16</b>	<b>3</b>	<b>0</b>	<b>0.842</b>	<b>12</b>	<b>2</b>	<b>1</b>	<b>0.833</b>	<b>0</b>	<b>1</b>	<b>0</b>	<b>0.000</b>	<b>28</b>	<b>6</b>	<b>1</b>	<b>0.814</b>
Louisville	1	1	0	0.500	1	0	0	0.000	0	0	0	0.000	2	1	0	0.667
Miami (Fla.)	9	1	0	0.900	6	7	1	0.464	2	0	0	1.000	17*	8	1	0.673
North Carolina	12	0	0	1.000	5	2	0	0.714	1	0	0	1.000	18	2	0	0.900
NC State	1	0	0	1.000	0	1	0	0.000	0	1	0	0.000	1	2	0	0.333
Pittsburgh	21	10	0	0.667	29	11	1	0.720	0	0	0	0.000	50*	21	1	0.701
Syracuse	2	1	0	0.667	1	1	0	0.500	3	1	0	0.750	6	3	0	0.667
Virginia	1	0	0	1.000	1	0	0	1.000	1	0	0	1.000	3	0	0	1.000
Virginia Tech	1	1	0	0.500	1	0	0	1.000	0	0	0	0.000	2	1	0	0.667
Wake Forest	2*	0	0	1.000	2	0	0	1.000	0	0	0	0.000	4	0	0	1.000
TOTAL	81	26	0	0.757	65*	31	3	0.672	11	6	0	0.647	156	63	3	0.709

\* - Includes 20 regular-season wins and two postseason appearances vacated under discretionary NCAA penalty.

2020 NOTRE DAME OPPONENT UPDATE

Rk	Team	Record	Last Week	This Week	Next Week
		1-5 1-5 in ACC	Open	vs. Charlotte 7 p.m. ET	vs. North Carolina, TBD
		1-5 0-4 in AAC	L, 13-42 vs. Tulsa	Open	at Memphis TBD
		2-4 1-4 in ACC	L, 16-48 at Louisville	Open	vs. Pittsburgh TBD
		2-4 1-4 in ACC	W, 48-16 vs. Florida State	vs. Virginia Tech 4 p.m. ET	at Virginia TBD
		3-4 2-4 in ACC	L, 3-45 vs. Notre Dame	Open	at Florida State TBD
		2-4 2-3 in ACC	L, 27-48 at Boston College	vs. Notre Dame 3:30 p.m. ET	Open
1/1		6-0 5-0 in ACC	W, 47-21 vs. Syracuse	vs. Boston College, Noon ET	at Notre Dame 7:30 p.m. ET
RV/RV		4-2 3-2 in ACC	W, 48-27 vs. Georgia Tech	at Clemson Noon ET	at Syracuse TBD
15/13		4-1 4-1 in ACC	W, 48-21 vs. NC State	at Virginia 8 p.m. ET	at Duke TBD
		1-5 1-4 in ACC	L, 21-47 at Clemson	vs. Wake Forest Noon ET	vs. Boston College, TBD
--/RV		3-2 2-2 in ACC	W, 23-16 vs. Virginia Tech	at Syracuse Noon ET	Open

2020 ACC STANDINGS

Team	ACC Record	Overall Record	Streak
Clemson	5-0	6-0	W6
<b>NOTRE DAME</b>	<b>4-0</b>	<b>5-0</b>	<b>W5</b>
Miami	4-1	5-1	W2
North Carolina	4-1	4-1	W1
NC State	4-2	4-2	L1
Boston College	3-2	4-2	W1
Virginia Tech	3-2	3-2	L1
Wake Forest	2-2	3-2	W3
Georgia Tech	2-3	2-4	L2
Pitt	2-4	3-4	L4
Louisville	1-4	2-4	W1
Florida State	1-4	2-4	L1
Virginia	1-4	1-4	L4
Syracuse	1-4	1-5	L3
Duke	1-5	1-5	L1

COLLEGE FOOTBALL PLAYOFF  
(final 2019)

Rk	Team	Record	Trend
1	LSU	13-0	+1
2	Ohio State	13-0	-1
3	Clemson	13-0	—
4	Oklahoma	12-1	+2
<b>5</b>	<b>Georgia</b>	<b>11-2</b>	<b>-1</b>
6	Oregon	11-2	+7
7	Baylor	11-2	—
8	Wisconsin	10-3	—
9	Florida	10-2	—
10	Penn State	10-2	—
11	Utah	11-2	-6
12	Auburn	9-3	-1
13	Alabama	10-2	-1
<b>14</b>	<b>Michigan</b>	<b>9-3</b>	—
<b>15</b>	<b>NOTRE DAME</b>	<b>10-2</b>	—
16	Iowa	9-3	—
17	Memphis	12-1	—
18	Minnesota	10-2	—
19	Boise State	12-1	—
20	Appalachian State	12-1	+1
21	Cincinnati	10-3	-1
<b>22</b>	<b>Southern Cal</b>	<b>8-4</b>	—
<b>23</b>	<b>Navy</b>	<b>10-2</b>	<b>+1</b>
<b>24</b>	<b>Virginia</b>	<b>9-4</b>	<b>-1</b>
25	Oklahoma State	8-4	—

ASSOCIATED PRESS TOP 25 -  
October 25, 2020

Rk	Team (1st Place Votes)	Rec.	Points	Trend
<b>1</b>	<b>Clemson (52)</b>	<b>6-0</b>	<b>1539</b>	—
2	Alabama (10)	5-0	1494	—
3	Ohio State	1-0	1402	+2
<b>4</b>	<b>NOTRE DAME</b>	<b>5-0</b>	<b>1353</b>	<b>-1</b>
5	Georgia	3-1	1292	-1
6	Oklahoma State	4-0	1201	—
7	Cincinnati	4-0	1100	+2
8	Texas A&M	3-1	1094	-1
9	Wisconsin	1-0	950	+5
10	Florida	2-1	933	—
11	BYU	6-0	906	+1
12	Miami	5-1	888	-1
13	Michigan	1-0	839	+5
14	Oregon	0-0	784	-1
<b>15</b>	<b>North Carolina</b>	<b>4-1</b>	<b>758</b>	<b>-1</b>
16	Kansas State	4-1	562	+4
17	Indiana	1-0	466	NR
18	Penn State	0-1	443	-10
19	Marshall	5-0	379	+3
20	Coastal Carolina	5-0	282	+5
21	Southern Cal	0-0	243	+3
22	SMU	5-1	208	-6
23	Iowa State	3-2	205	-6
24	Oklahoma	3-2	155	NR
25	Boise State	1-0	113	NR

**Others receiving votes:** Memphis 105, Liberty 85, Tulane 80, Louisiana 50, Army 44, Auburn 41, Minnesota 40, Utah 36, Northwestern 20, Arkansas 15, Washington 15, Purdue 8, Arizona State 7, Appalachian State 6, California 4, **Boston College 2**, Texas 2, San Diego State 1

COACHES POLL TOP 25-  
October 25, 2020

Rk	Team (1st Place Votes)	Rec.	Points	Trend
<b>1</b>	<b>Clemson (52)</b>	<b>6-0</b>	<b>1540</b>	—
2	Alabama (8)	5-0	1493	—
3	Ohio State (2)	1-0	1374	+2
<b>4</b>	<b>NOTRE DAME</b>	<b>5-0</b>	<b>1368</b>	<b>-1</b>
5	Georgia	3-1	1293	-1
6	Oklahoma State	4-0	1209	—
7	Cincinnati	4-0	1058	+3
8	Texas A&M	3-1	1055	+1
9	Florida	2-1	1010	-1
10	BYU	6-0	941	+1
11	Wisconsin	1-0	928	+3
12	Miami	5-1	911	-1
<b>13</b>	<b>North Carolina</b>	<b>4-1</b>	<b>796</b>	—
14	Michigan	1-0	789	+3
15	Oregon	0-0	674	—
16	Kansas State	4-1	592	+3
17	Penn State	0-1	413	-10
18	Marshall	5-0	309	+7
19	Indiana	1-0	302	NR
20	Southern Cal	0-0	271	+3
21	Coastal Carolina	5-0	268	+3
22	Iowa State	3-2	215	-4
23	SMU	5-1	192	-7
24	Oklahoma	3-2	138	NR
25	Army	6-1	130	NR

**Others receiving votes:** Auburn 118, Liberty 112, Memphis 88, Boise State 79, Minnesota 67, Louisiana 62, Utah 45, LSU 37, **Boston College 28**, Purdue 26, Missouri 25, Northwestern 24, Virginia Tech 22, NC State 20, Tulsa 18, Texas 18, Arkansas 17, Appalachian State 16, UCF 13, Arizona State 10, California 8, Iowa 6, West Virginia 6, Tennessee 6, **Wake Forest 5**, Stanford 3, Houston 2





**GAME 1**

Sept. 12, 2020 | Notre Dame Stadium  
Attend: 10,097 | TV: NBC



(--/RV) <b>DUKE</b>	<b>13</b>
(10/10) <b>NOTRE DAME</b>	<b>27</b>

**NOTRE DAME, Indiana** – The 10th-ranked University of Notre Dame Fighting Irish football team collected its first ever conference win, taking down ACC foe Duke 27-13. The Irish offense had a balanced attack led by sophomore running back Kyren Williams. In his first career start, Williams tallied 112 yards on the ground, 93 yards receiving and two rushing touchdowns. Williams became the first Irish player in the last 25 years to record 90+ yards rushing and receiving in the same game.

**SCORE BY QUARTERS**

	1	2	3	4	Final
Duke	3	3	7	0	13
Notre Dame	0	10	7	10	27

**SCORING SUMMARY**

<b>1st 07:01 DUKE</b>	C.Ham 29 yd FG, 10-79 03:53; DU 3, ND 0
<b>2nd 10:39 ND</b>	K.Williams 1 yd rush (#39 J.Doerer kick), 12-96 04:37; DU 3, ND 7
<b>03:20 DUKE</b>	C.Ham 30 yd FG, 11-80 04:12; DU 6, ND 7
<b>00:00 ND</b>	J.Doerer 48 yd FG, 9-54 01:13; DU 6, ND 10
<b>3rd 07:57 ND</b>	K.Williams 26 yd rush (#39 J.Doerer kick), 7-59 03:32; DU 6, ND 17
<b>02:19 DUKE</b>	C.Brice 2 yd rush (#44 C.Ham kick), 6-39 02:24; DU 13, ND 17
<b>4th 10:58 ND</b>	A.Davis 17 yd pass from #12 I.Book (#39 J.Doerer kick), 15-83 06:14; DU 13, ND 24
<b>05:21 ND</b>	J.Doerer 34 yd FG, 6-40 03:45; DU 13, ND 27

**TEAM STATISTICS**

	DUKE	ND
FIRST DOWNS	19	24
RUSHES-YARDS (NET)	30-75	42-178
PASSING YARDS (NET)	259	263
Passes Comp-Att-Int	20-37-0	19-31-1
TOTAL OFFENSE PLAYS-YARDS	67-334	73-441
Fumble Returns-Yards	0-0	0-0
Punt Returns-Yards	4-27	1-3
Kickoff Returns-Yards	2-41	4-90
Interception Returns-Yards	1-0	0-0
Punts (Number-Avg)	6-45.7	6-43.8
Fumbles-Lost	2-2	0-0
Penalties-Yards	4-31	4-39
Possession Time	26:36	33:24
Third-Down Conversions	4 of 15	7 of 16
Fourth-Down Conversions	0 of 1	2 of 2
Red-Zone Scores-Chances	3-3	3-4
Sacks By: Number-Yards	3-14	3-21

**Rushing: Duke**– Deon Jackson 15-52, Chase Brice 9-20, Mataeo Durant 5-7, TEAM 1- -4. **Notre Dame**– Kyren Williams 19-112, Chris Tyree 6-20, Jahmir Smith 5-15, Jay Bramblett 1-14, Ian Book 9-12, Jafar Armstrong 2-5.

**Passing: Duke**– Chase Brice 20-37-0-259. **Notre Dame**– Ian Book 19-31-1-263.

**Receiving: Duke**– Noah Gray 5-68, Jalon Calhoun 5-62, Eli Pancol 3-78, Jake Bobo 3-34, Deon Jackson 2- -6, Jontavis Robertson 1-13, Darrell Harding Jr. 1-10. **Notre Dame**– Tommy Tremble 5-43, Joe Wilkins 4-39, Michael Mayer 3-38, Kyren Williams 2-93, Avery Davis 2-26, Jafar Armstrong 2-20, Lawrence Keys III 1-4.

**Interceptions: Duke**– Lummie Young IV 1-0. **Notre Dame**– None.

**Fumbles: Duke**– Jalon Calhoun 1-1. **Notre Dame**– None.



**GAME 2**

Sept. 19, 2020 | Notre Dame Stadium  
Attend: 10,085 | TV: NBC



(RV/RV) <b>SOUTH FLORIDA</b>	<b>0</b>
(7/7) <b>NOTRE DAME</b>	<b>52</b>

**NOTRE DAME, Indiana** — The seventh-ranked Notre Dame Fighting Irish football team's defense was on full display, shutting out visiting South Florida 52-0 to improve to 2-0 on the season. Notre Dame extended its home winning streak to 20 games, breaking the longest streak in modern program history (19-straight from 1987-90). Notre Dame totaled six rushing touchdowns overall from four different players, with three from Ian Book in the first half.

**SCORE BY QUARTERS**

	1	2	3	4	Final
South Florida	0	0	0	0	0
Notre Dame	14	21	10	7	52

**SCORING SUMMARY**

<b>1st 12:05 ND</b>	Ian Book 4 yd run (Jonathan Doerer kick), 7-55 2:50; USF 0, ND 7
<b>07:06 ND</b>	Chris Tyree 1 yd run (Jonathan Doerer kick), 7-43 3:24; USF 0, ND 14
<b>2nd 14:25 ND</b>	Ian Book 1 yd run (Jonathan Doerer kick), 11-58 5:07; USF 0, ND 21
<b>11:15 ND</b>	Flemister, C'Bo 26 yd run (Jonathan Doerer kick), 5-53 1:57; USF 0, ND 28
<b>01:55 ND</b>	Ian Book 1 yd run (Jonathan Doerer kick), 4-25 0:54; USF 0, ND 35
<b>3rd 06:34 ND</b>	Jonathan Doerer 22 yd field goal, 10-60 3:21; USF 0, ND 38
<b>03:23 ND</b>	Botelho, Jordan 1 yd blocked punt return (Jonathan Doerer kick); USF 0, ND 45
<b>4th 02:15 ND</b>	Jafar Armstrong 5 yd run (Goepferich, Dawson kick), 10-66 7:00; USF 0, ND 52

**TEAM STATISTICS**

	USF	ND
FIRST DOWNS	11	21
RUSHES-YARDS (NET)	33-106	45-281
PASSING YARDS (NET)	125	149
Passes Comp-Att-Int	12-29-0	13-21-0
TOTAL OFFENSE PLAYS-YARDS	62-231	66-430
Fumble Returns-Yards	0-0	0-0
Punt Returns-Yards-TD	0-0	2-62-1
Kickoff Returns-Yards	8-129	1-14
Interception Returns-Yards	0-0	0-0
Punts (Number-Avg)	6-144	2-74
Fumbles-Lost	0-0	2-0
Penalties-Yards	4-40	2-25
Possession Time	27:33	32:27
Third-Down Conversions	2 of 15	8 of 14
Fourth-Down Conversions	1 of 5	2 of 2
Red-Zone Scores-Chances	0-1	6-7
Sacks By: Number-Yards	0-0	2-15

**Rushing: USF**– Johnny Ford 6-70, Jordan McCloud 5-21, Noah Johnson 6-12, Brian Battie 3-9, Kell Joiner Jr. 8-6, Oduunay Seriki 3-1, Latrel Williams 1--4, Jahquez Evans 1--9. **Notre Dame**– C'Bo Flemister 13-127, Chris Tyree 8-65, Kyren Williams 10-62, Ian Book 4-9, Jafar Armstrong 7-7, Tommy Tremble 1-4, Drew Pyne, 1-4, Braden Lenzy 1-3.

**Passing: USF**– Jordan McCloud 8-14-0-64, Noah Johnson 4-12-0-61, Katravis Marsh 0-3-0-0. **Notre Dame**– Ian Book 12-19-0-144, Drew Pyne 1-2-0.

**Receiving: USF**– Devontres Dukes 3-36, Latrel Williams 2-48, Mitche Brinkman 2-21, Omario Dollison 1-17, Xavier Weaver 1-6, Chris Carter 1-4, Kell Joiner Jr. 1--3, Terrence Horne 1--4. **Notre Dame**– Tommy Tremble 3-61, Braden Lenzy 3-34, Kyren Williams 2-10, Jafar Armstrong 1-18, C'Bo Flemister 1-9, Javon McKinley 1-7, Kevin Bauman 1-5, Michael Mayer 1-5.

**Interceptions: USF**– None. **Notre Dame**– None.

**Fumbles: USF**– None. **Notre Dame**– Kyren Williams 1-0, C'Bo Flemister 1-0.



**GAME 3**

October 10, 2020 | Notre Dame Stadium  
Attend: 10,409 | TV: NBC



<b>FLORIDA STATE</b>	<b>26</b>
(5/5) <b>NOTRE DAME</b>	<b>42</b>

**NOTRE DAME, Indiana** – Taking the field for the first time in three weeks, fifth-ranked Notre Dame (3-0, 2-0 ACC) used the ground game to run past the Florida State Seminoles (1-3, 0-3 ACC), 42-26, at Notre Dame Stadium (10,049). Sophomore running back Kyren Williams had a career day, compiling 185 rushing yards on 19 carries with two rushing touchdowns. It was the most rushing yards by an Irish player since 2018 when Dexter Williams had 202, also against Florida State. Freshman Chris Tyree also contributed to the successful night on the ground, totaling 103 yards on 11 carries with one touchdown.

**SCORE BY QUARTERS**

	1	2	3	4	Final
Florida State	17	3	6	0	26
Notre Dame	14	21	7	0	42

**SCORING SUMMARY**

<b>1st</b>	<b>12:03</b>	<b>FSU</b>	Fitzgerald,Ryan 42 yd field goal, 4-8 2:07; FSU 3, ND 0
	<b>10:43</b>	<b>ND</b>	Mayer,Michael 8 yd pass from Book,Ian (Doerer,Jonathan kick), 3-75 1:20; FSU 3, ND 7
	<b>06:10</b>	<b>ND</b>	Williams,Kyren 46 yd run (Doerer,Jonathan kick), 5-76 2:19; FSU 3, ND 14
	<b>02:51</b>	<b>FSU</b>	Travis,Jordan 4 yd run (Fitzgerald,Ryan kick), 3-19 1:13; FSU 10, ND 14
	<b>00:38</b>	<b>FSU</b>	Terry,Tamorriion 48 yd pass from Travis,Jordan (Fitzgerald,Ryan kick), 4-71 1:13; FSU 17, ND 14
<b>2nd</b>	<b>12:27</b>	<b>ND</b>	Williams,Kyren 1 yd run (Doerer,Jonathan kick), 8-75 3:11; FSU 17, ND 21
	<b>05:25</b>	<b>ND</b>	Tyree,Chris 45 yd run (Doerer,Jonathan kick), 4-81 1:50; FSU 17, ND 28
	<b>01:17</b>	<b>FSU</b>	Fitzgerald,Ryan 26 yd field goal, 13-67 4:08; FSU 20, ND 28
	<b>00:11</b>	<b>ND</b>	Lenzy,Braden 6 yd pass from Book,Ian (Doerer,Jonathan kick), 8-57 0:58; FSU 20, ND 35
<b>3rd</b>	<b>12:25</b>	<b>FSU</b>	Webb,La'Damian 7 yd run (Terry,Tamorriion pass failed), 7-75 2:35; FSU 26, ND 35
	<b>08:40</b>	<b>ND</b>	Book,Ian 3 yd run (Doerer,Jonathan kick), 8-73 3:39; FSU 26, ND 42

**TEAM STATISTICS**

	FSU	ND
FIRST DOWNS	18	25
RUSHES-YARDS (NET)	40-153	42-353
PASSING YARDS (NET)	252	201
Passes Comp-Att-Int	17-31-1	16-25-0
TOTAL OFFENSE PLAYS-YARDS	71-405	67-554
Fumble Returns-Yards	0-0	0-0
Punt Returns-Yards	0-0	1- -6
Kickoff Returns-Yards	4-66	3-90
Interception Returns-Yards	0-0	1-23
Punts (Number-Avg)	6-44.0	3-39.7
Fumbles-Lost	0-0	2-2
Penalties-Yards	7-59	4-28
Possession Time	32:08	27:52
Third-Down Conversions	2 of 14	2 of 8
Fourth-Down Conversions	3 of 3	1 of 2
Red-Zone Scores-Chances	3-4	4-5
Sacks By: Number-Yards	0-0	4-22

**Rushing: Florida State**- Jordan Travis 19-96, La'Damian Webb 13-59, Jashaun Corbin 2-9, Lawrance Toafili 3-1, TEAM 1- -3, James Blackman 2- -9. **Notre Dame**- Kyren Williams 19-185, Chris Tyree 11-103, Ian Book 9-58, Braden Lenzy 2-5, C'Bo Flemister 1-2.

**Passing: Florida State**- Jordan Travis 13-24-1-204, James Blackman 4-5-0-48, TEAM 0-2-0-0. **Notre Dame**- Ian Book 16-25-0-201.

**Receiving: Florida State**- Tamorriion Terry 9-146, Ontaria Wilson 2-22, Lawrance Toafili 1-31, Jordan Young 1-18, Ja'Khi Douglas 1-17, Warren Thompson 1-9, Camren McDonald 1-5, La'Damian Webb 1-4. **Notre Dame**- Javon McKinley 5-107, Braden Lenzy 3-29, Michael Mayer 2-25, Kyren Williams 2-11, Brock Wright 2-10, Avery Davis 1-13, Tommy Tremble 1-6.

**Interceptions: Florida State**- None. **Notre Dame**- Shawn Crawford 1-23.

**Fumbles: Florida State**- None. **Notre Dame**- Kyren Williams 1-1, Lawrence Keys III 1-1.



**GAME 4**

Oct. 17, 2020 | Notre Dame Stadium  
Attend: 10,182 | TV: NBC



<b>LOUISVILLE</b>	<b>7</b>
(4/4) <b>NOTRE DAME</b>	<b>12</b>

**NOTRE DAME, Indiana** — The fourth-ranked Notre Dame football team battled the University of Louisville at Notre Dame Stadium and prevailed with a 12-7 victory to remain undefeated (4-0, 3-0 ACC) on the season. The Irish ran the ball well, finishing the afternoon with 232 yards on 49 carries. Sophomore Kyren Williams paced the Irish backfield with 127 yards on 25 carries, marking his third 100-yard rushing effort on the season. Graduate student Ian Book had an impressive third-quarter 13-yard rushing touchdown to regain the lead on his way to amassing 47 yards on the ground.

**SCORE BY QUARTERS**

	1	2	3	4	Final
Louisville	0	0	7	0	7
Notre Dame	6	0	6	0	12

**SCORING SUMMARY**

<b>1st</b>	<b>09:26</b>	<b>ND</b>	Jonathan Doerer 32 yd field goal, 12-61 5:34; UL 0, ND 3
	<b>00:30</b>	<b>ND</b>	Jonathan Doerer 30 yd field goal, 15-76 7:09; UL 0, ND 6
<b>3rd</b>	<b>07:37</b>	<b>UL</b>	Ford,Marshon 1 yd pass from Cunningham,Mali (Turner,Jason kick), 13-83 7:16; UL 7, ND 6
	<b>03:43</b>	<b>ND</b>	Ian Book 13 yd run (Javon McKinley pass failed), 8-66 3:49; UL 7, ND 12

**TEAM STATISTICS**

	UL	ND
FIRST DOWNS	14	24
RUSHES-YARDS (NET)	23-96	49-232
PASSING YARDS (NET)	137	106
Passes Comp-Att-Int	17-22-0	11-19-0
TOTAL OFFENSE PLAYS-YARDS	45-233	68-338
Fumble Returns-Yards	0-0	0-0
Punt Returns-Yards-TD	0-0	0-0
Kickoff Returns-Yards	3-68	1-22
Interception Returns-Yards	0-0	0-0
Punts (Number-Avg)	5-40.4	2-41.5
Fumbles-Lost	0-0	0-0
Penalties-Yards	7-60	3-18
Possession Time	23:45	36:15
Third-Down Conversions	3 of 9	8 of 14
Fourth-Down Conversions	1 of 1	0 of 1
Red-Zone Scores-Chances	1-1	3-5
Sacks By: Number-Yards	4-21	0-0



**Rushing: UL**- Javian Hawkins 15-51, Malik Cunningham 7-49, Tutu Atwell 1- -4. **Notre Dame**- Kyren Williams 25-127, Ian Book 12-47, Chris Tyree 7-32, Javon McKinley 1-15, Avery Davis 1-10, Jay Bramblett 1-7, TEAM 2- -6.

**Passing: UL**- Malik Cunningham 16-19-0-132, Evan Conley 1-2-0-5, TEAM 0-1-0-0. **Notre Dame**- Ian Book 11-19-0-106.

**Receiving: UL**- Javian Hawkins 5-46, Tutu Atwell 4-40, Marshon Ford 3-11, Dez Pitzpatrick 2-21, Isaac Martin 2-11, Braden Smith 1-8. **Notre Dame**- Ben Skowronek 2-28, Avery Davis 2-17, Chris Tyree 2-15, Kevin Austin 1-18, Michael Mayer 1-12, Javon McKinley 1-7, Kyren Williams 1-5, Tommy Tremble 1-4.

**Interceptions: UL**- None. **Notre Dame**- None.

**Fumbles: UL**- None. **Notre Dame**- None.

	<b>GAME 5</b>	
	October 24, 2020   Heinz Field Attend: 5,451   TV: ABC	
<b>(3/3) NOTRE DAME</b>		<b>45</b>
<b>PITTSBURGH</b>		<b>3</b>

**PITTSBURGH, Pennsylvania** – The third-ranked University of Notre Dame football team moved to 5-0 in 2020 with a convincing 45-3 victory over the Pittsburgh Panthers (3-4). Offensively, quarterback Ian Book led the way for the Irish with 312 yards passing and three passing touchdowns while adding 40 yards rushing on eight carries. Notre Dame added two rushing touchdowns on the afternoon, marking the first time the Pittsburgh defense has given up multiple rushing touchdowns since Oct. 5, 2019 against Duke. The Irish held the Panthers to 97 yards of offense and just two yards rushing in the opening 30 minutes. Notre Dame recorded three INTs on defense and after allowing just three points, it is the first time since 2012 that the Irish defense has given up fewer than 10 points in back-to-back games.

**SCORE BY QUARTERS**

	<b>1</b>	<b>2</b>	<b>3</b>	<b>4</b>	<b>Final</b>
Notre Dame	7	21	17	0	45
Pittsburgh	3	0	0	0	3

**SCORING SUMMARY**

<b>1st 10:08 ND</b>	Ben Skowronek 34 yd pass from Ian Book (Jonathan Doerer kick), 11-75 4:52; ND 7, UP 0
<b>07:38 UP</b>	Alex Kessman 45 yd field goal, 10-37 2:30; ND 7, UP 3
<b>2nd 10:37 ND</b>	Ben Skowronek 73 yd pass from Ian Book (Jonathan Doerer kick), 4-87 1:29; ND 14, UP 3
<b>01:29 ND</b>	Kyren Williams 2 yd run (Jonathan Doerer kick), 8-46 3:42; ND 21, UP 3
<b>00:11 ND</b>	Isaiah Foskey 0 yd blocked punt return (Jonathan Doerer kick); ND 28, UP 3
<b>3rd 07:34 ND</b>	Jonathan Doerer 21 yd field goal, 14-72 6:10; ND 31, UP 3
<b>04:22 ND</b>	Michael Mayer 14 yd pass from Ian Book (Jonathan Doerer kick), 4-49 2:01; ND 38, UP 3
<b>02:42 ND</b>	C’Bo Flemister 2 yd run (Jonathan Doerer kick), 4-35 1:33; ND 45, UP 3

**TEAM STATISTICS**

	<b>ND</b>	<b>UP</b>
FIRST DOWNS	28	11
RUSHES-YARDS (NET)	50-115	20-44
PASSING YARDS (NET)	319	118
Passes Comp-Att-Int	17-33-0	12-33-3
TOTAL OFFENSE PLAYS-YARDS	83-434	53-162
Fumble Returns-Yards	0-0	0-0
Punt Returns-Yards-TDs	3-32-1	2- -8-0
Kickoff Returns-Yards	1-17	4-81
Interception Returns-Yards	3-16	0-0
Punts (Number-Avg)	5-42.4	8-33.4
Fumbles-Lost	1-0	3-0
Penalties-Yards	7-63	12-93
Possession Time	40:59	19:01
Third-Down Conversions	11 of 18	3 of 13
Fourth-Down Conversions	1 of 1	0 of 0
Red-Zone Scores-Chances	4-5	0-0
Sacks By: Number-Yards	3-19	2-5

**Rushing: Notre Dame-** C’Bo Flemister 13-48-1, Ian Book 8-40, Kyren Williams 17-38-1, Chris Tyree 3- -3, Brendon Clark 1- -4, Jafar Armstrong 8- -4. **Pittsburgh-** Vincent Davis 8-28, Daniel Carter 1-9, Nick Patti 2-8, Davis Beville 3-4, A.J. Davis 3-1, Israel Abanikanda 2-0, Joey Yellen 1- -6.

**Passing: Notre Dame-** Ian Book 16-30-0-312 (three TDs), Brendon Clark 1-3-0-7. **Pittsburgh-** Joey Yellen 10-27-3-101, Nick Patti 2-5-0-17, Davis Beville 0-1-0-0.

**Receiving: Notre Dame-** Michael Mayer 5-73-1, Avery Davis 3-44, Kyren Williams 3-37, Ben Skowronek 2-107-2, Javon McKinley 2-50, George Takacs 1-7, Tommy Tremble 1-1. **Pittsburgh-** Jordan Addison 3-40, Shockey Jacques-Louis 3-39, Taysir Mack 2-17, Tre Tipton 1-11, A.J. Davis 1-8, DJ Turner 1-5, Vincent Davis 1- -2.

**Interceptions: Notre Dame-** Jeremiah Owusu-Koramoah 1-0, Bo Bauer 1-16, Nick McCloud 1-0. **Pittsburgh-** None.

**Fumbles: Notre Dame-** Avery Davis 1-0. **Pittsburgh-** DJ Turner 1-0, Davis Beville 1-0, Nick Patti 1-0.



IRISH IN THE NFL (As of October 25)

Player	Team	Pos.	Notes
Josh Adams	NY Jets	RB	Third season (practice squad)
Alex Bars	Chicago	OL	Second season
Asmar Bilal	LA Chargers	LB	First season (injured reserve)
Miles Boykin	Baltimore	WR	Second season
Chase Claypool	Pittsburgh	WR	First season
Sheldon Day	Indianapolis	DT	Fifth season
Tyler Eifert	Jacksonville	TE	Eighth season
Jalen Elliott	Detroit	S	First season (practice squad)
Matthias Farley	NY Jets	S	Fifth season
Will Fuller V	Houston	WR	Fifth season
Alohi Gilman	LA Chargers	S	First season
Bennett Jackson	NY Jets	S	Seventh season (practice squad)
J.J. Jansen	Carolina	LS	13th season
Jarron Jones	Pittsburgh	OL	Fourth season (practice squad)
Tony Jones, Jr.	New Orleans	RB	First season (practice squad)
Khalid Kareem	Cincinnati	LB	First season
Cole Kmet	Chicago	TE	First season
Julian Love	NY Giants	CB	Second season
Cole Luke	Washington	CB	Fourth season (practice squad)
Nick Martin	Houston	C	Fifth season
Zack Martin	Dallas	OG	Seventh season
Mike McGlinchey	San Francisco	OT	Third season

IRISH IN THE NFL (As of October 25)

Player	Team	Pos.	Notes
Sam Mustipher	Chicago	OL	Second season
Quenton Nelson	Indianapolis	OG	Third season
Julian Okwara	Detroit	DL	First season (injured reserve)
Romeo Okwara	Detroit	DE	Fifth season
Troy Pride, Jr.	Carolina	CB	First season
C.J. Prosise	Houston	RB	Fifth season
Theo Riddick	Las Vegas	RB	Eighth season (practice squad)
Isaac Rochell	LA Chargers	DT	Fourth season
Kyle Rudolph	Minnesota	TE	10th season
Harrison Smith	Minnesota	FS	Ninth season
Jaylon Smith	Dallas	ILB	Fifth season
Durham Smythe	Miami	TE	Third season
Eq. St. Brown	Green Bay	WR	Third season
Ronnie Stanley	Baltimore	OT	Fifth season
Golden Tate	NY Giants	WR	11th season
Manti Te'o	Chicago	LB	Seventh season (practice squad)
Jerry Tillery	LA Chargers	DT	Second season
Drue Tranquill	LA Chargers	LB	Second season (injured reserve)
Stephon Tuitt	Pittsburgh	DE	Seventh season
Donte Vaughn	LA Chargers	CB	First season (practice squad)
Dexter Williams	Green Bay	RB	Second season
Sam Young	Las Vegas	T	11th season

CAPTAIN WATCH

- So far in the 2020 season, five former Notre Dame players have been selected to captain their NFL squads: Matthias Farley (Jets), Harrison Smith (Vikings), Kyle Rudolph (Vikings), Nick Martin (Texans) and Mike McGlinchey (49ers).

SUNDAY STANDOUTS [WEEK SEVEN]

- Texans WR Will Fuller posted three receptions for 35 yards and a TD.
- Cowboys LB Jaylon Smith posted 12 tackles, making it the fifth game this season (of seven) in which he has posted 10 or more tackles.
- Panthers CB Troy Pride Jr. made his third-career start and posted four tackles (three solo).

ROSTER MOVES

- LB Manti Te'o was signed to the Bears' practice squad.
- Lions DL Julian Okwara was placed on injured reserve.
- Packers RB Dexter Williams was elevated to the 53-man roster from the practice squad.

NFL DRAFT

- With six players selected in the 2020 NFL Draft, Notre Dame Football has totaled 511 draft picks over the tenure of the program. No other college football program has totaled more than the Irish.
- TE Cole Kmet (second round, Chicago Bears), WR Chase Claypool (third round, Pittsburgh Steelers), DL Julian Okwara (third round, Detroit Lions), CB Troy Pride Jr. (fourth round, Carolina Panthers), DL Khalid Kareem (fifth round, Cincinnati Bengals) and S Alohi Gilman (sixth round, Los Angeles Chargers) represented the Irish in the 2020 NFL Draft.

PRO BOWL SELECTIONS

- Four former Notre Dame players were named to the 2020 Pro Bowl: G Zack Martin (Dallas), G Quenton Nelson (Indianapolis), S Harrison Smith (Minnesota) and T Ronnie Stanley (Baltimore)
- Brian Kelly placed six former players in the 2020 Pro Bowl, the second-highest total by any college coach (Nick Saban - 7, Urban Meyer - 6), including the four Irish representatives, Jason Kelce (Philadelphia) and Travis Kelce (Kansas City), who both played for Kelly at Cincinnati.

ALL-TIMERS

- Throughout the history of the Notre Dame Football Program, 570 total players have spent time on an active NFL roster. In 2020 thus far, seven former Irish players have made their debut appearance on a 53-man roster: Asmar Bilal, Chase Claypool, Alohi Gilman, Khalid Kareem, Cole Kmet, Julian Okwara and Troy Pride Jr.

**THE BRIAN KELLY FILE**

38th year in coaching // 30th year as head coach // 11th year at Notre Dame

Alma Mater: Assumption College (1983)

School	Seasons	Record			Pct.
Grand Valley State	13	118	35	2	0.768
Central Michigan	3	19	16	0	0.543
Cincinnati	3	34	6	0	0.850
Notre Dame	11	97 <sup>^</sup>	37	0	0.724
<b>TOTALS</b>	<b>30</b>	<b>268<sup>^</sup></b>	<b>94</b>	<b>2</b>	<b>0.739</b>

**HONORS AND ACCOLADES**

Year	Award
2018	Home Depot National Coach of the Year
2018	Stallings National Coach of the Year
2012	AP National Coach of the Year
2012	Walter Camp National Coach of the Year
2012	Sporting News National Coach of the Year
2012	Home Depot National Coach of the Year
2012	Liberty Mutual National Coach of the Year
2012	AFCA National Coach of the Year
2009	Home Depot National Coach of the Year

<sup>^</sup> - Includes 20 regular-season wins and two postseason appearances vacated under discretionary NCAA penalty.

**BRIAN KELLY - THE DICK CORBETT HEAD FOOTBALL COACH**

- Winningest coach in FBS (268<sup>^</sup> wins)
- One of only four active FBS coaches with more than 300 games as a head coach (Iowa's Kirk Ferentz joined the group in the first week of Big Ten play in 2020).
- Joins Knute Rockne (13), Frank Leahy, Ara Parseghian and Lou Holtz (11) as the only Notre Dame coaches to spend 10 or more seasons on the Irish sidelines.
- Only three-time winner of the Home Depot Coach of the Year Award ('09, '12, '18)
- With the win over Louisville, Kelly became third all-time in program history in career wins at Notre Dame (now totals 97<sup>^</sup>) - passing Ara Parseghian (95).
- With 10 or more wins in 2015, 2017, 2018 and 2019, Kelly joined Lou Holtz as the only Notre Dame coaches to hit the double-digit mark in wins four times
- With 10-win seasons in four of the last five years, Kelly is the first Irish coach to do since Holtz registered four 10-win seasons from 1989-93.
- Ranks second in winning percentage among active FBS coaches (.739<sup>^</sup>) who have coached in 300 or more career games (Nick Saban - .791)
- Second-youngest coach to reach 200 career victories at a major school
- Has finished .500 or better in 27 of 29 seasons as a head coach
- Boasts a 16-8 record in postseason as a head coach
- Kelly is the first coach to post four or more shutouts in an Irish career since Lou Holtz.
- With the 52-20 win over Navy in 2019, Kelly became just the third coach in Notre Dame history with three or more wins of at least 25 points over ranked teams. Lou Holtz and Frank Leahy each secured eight such victories. Ara Parseghian and Dan Devine had two such victories apiece.

**WINNINGEST ACTIVE FBS COACHES (By wins)**

Rk.	Coach	School	Years	Record			Pct.
1.	BRIAN KELLY	NOTRE DAME	30	268 <sup>^</sup>	94	2	.739
2.	Mack Brown	North Carolina	31	255	129	1	.664
3.	Nick Saban	Alabama	25	248	65	1	.791
4.	Willie Fritz	Tulane	24	179	100	0	.642
5.	Kirk Ferentz	Iowa	24	174	126	0	.580

**ACTIVE FBS LONGEVITY**

Rk.	Coach	School	Games
1.	Mack Brown	North Carolina	385
2.	BRIAN KELLY	NOTRE DAME	364 <sup>^</sup>
3.	Nick Saban	Alabama	313
4.	Kirk Ferentz	Iowa	300
5.	Dave Clawson	Wake Forest	251

**WINNINGEST ACTIVE FBS COACHES  
(By percentage, min. 5 years)**

Rk.	Coach	School	Years	Record			Pct.
1.	Dabo Swinney	Clemson	13	136	31	0	.814
2.	Nick Saban	Alabama	25	248	65	1	.791
3.	Lance Leipold	Buffalo	13	140	38	0	.787
4.	Kirby Smart	Georgia	5	47	13	0	.783
5.	Brian Harsin	Boise State	7	72	22	0	.766
6.	Jimbo Fisher	Texas A&M	11	103	33	0	.757
7.	BRIAN KELLY	NOTRE DAME	30	268 <sup>^</sup>	94	2	.739
8.	David Shaw	Stanford	9	86	34	0	.717
9.	Tom Herman	Texas	6	50	21	0	.704
10.	Gary Patterson	TCU	21	173	73	0	.703

**MOST YEARS COACHING (ACTIVE FBS)**

Rk.	Coach	School	Years
1.	Mack Brown	North Carolina	31
2.	BRIAN KELLY	NOTRE DAME	30
3.	Nick Saban	Alabama	25
4.	Kirk Ferentz	Iowa	25
5.	Dave Clawson	Wake Forest	20

All charts include coaches with five-plus seasons of FBS head coaching experience



## THE RECORD WHEN...

Stat	Kelly's Career			Kelly at ND		2020	
	Record (W-L-T)			Record (W-L)		Record (W-L)	
Home (Includes Shamrock Series)	151	34	1	58	13	4	0
Away	103	54	1	28	20	1	0
Neutral	12	7	0	9	5	0	0
In overtime	6	5	0	2	3	0	0
Coming off a loss	50	27	0	16	11	0	0
Coming off a win	183	53	1	59	23	3	0
Coming off an open date	19	2	0	8	1	1	0
vs. AP Top 25	28	24	0	20	20	0	0
Both teams are in the AP Top 25	20	19	0	16	17	0	0
Neither team is in the AP Top 25	54	30	0	22	14	0	0
Team is ranked higher	88	13	0	66	10	5	0
Opponent is ranked higher	10	17	0	7	13	0	0
vs. In-State Opponents	76	22	2	6	0	0	0
In August	5	2	0	2	0	0	0
In September	83	35	0	31	12	2	0
In October	90	26	2	31	8	3	0
In November	76	26	0	28	13	0	0
In December	12	3	0	4	2	0	0
In January	1	4	0	1	3	0	0
On TV (except GVSU regular season)	126	45	0	96	37	5	0
On NBC	57	13	0	57	13	3	0
On NBCSN	3	0	0	3	0	0	0
On ABC	21	12	0	19	12	1	0
On ACCN	1	0	0	1	0	0	0
On ESPN	15	8	0	7	6	0	0
On ESPN2	8	2	0	1	0	0	0
On CBS	4	3	0	4	3	0	0
On CBS Sports Network	0	1	0	0	1	0	0
On FOX	2	3	0	2	3	0	0
On USA Network	1	0	0	1	0	1	0
Morning Games (kicks off before noon)	0	1	0	0	1	0	0
Afternoon Games	178	60	2	60	16	4	0
Night Games (6 p.m. or later)	89	33	0	36	20	1	0
Decided by three points or fewer	45	23	2	12	13	0	0
Decided by seven points or fewer	84	44	2	29	21	1	0
Scoring first	185	38	0	71	20	3	0
Opponent scores first	80	56	2	25	17	2	0
Leading at halftime	211	21	0	78	11	5	0
Tied at halftime	18	6	0	7	1	0	0
Trailing at halftime	35	67	2	10	25	0	0

## THE RECORD WHEN...

Stat	Kelly's Career			Kelly at ND		2020	
	Record (W-L-T)			Record (W-L)		Record (W-L)	
Leading after three quarters	225	17	0	79	9	5	0
Tied after three quarters	12	6	0	4	5	0	0
Trailing after three quarters	28	71	0	11	23	0	0
Scoring 40+ points	101	3	0	33	2	3	0
Scoring 30-39 points	75	11	0	28	7	0	0
Scoring 20-29 points	68	36	1	25	14	1	0
Scoring 0-19 points	23	44	1	10	13	1	0
Allowing 40+ points	7	24	0	1	10	0	0
Allowing 30-39 points	19	35	0	8	13	0	0
Allowing 20-29 points	70	27	1	22	9	1	0
Allowing 0-19 Points	171	8	1	65	3	4	0
Outrushing opponent	208	29	1	71	8	5	0
Getting outrushed	54	64	2	23	29	0	0
Passing for more yards	173	61	1	60	28	3	0
Passing for fewer yards	93	30	1	36	9	2	0
Outgaining opponent	224	31	1	79	14	5	0
Outgained by opponent	41	60	1	17	23	0	0
Winning time of possession battle	140	28	0	51	6	4	0
Losing time of possession battle	125	64	2	45	31	1	0
Scoring a defensive or special teams TD	78	9	0	19	5	2	0
Allowing a defensive or special teams TD	24	31	0	10	12	0	0
Fewer penalty yards	85	44	1	47	19	4	0
More penalty yards	173	48	1	48	18	1	0
Winning turnover battle	154	16	0	51	5	1	0
Losing turnover battle	64	56	1	23	28	1	0
Having an individual 100-yard rusher	126	26	1	43	9	4	0
Having an individual 100-yard receiver	103	33	0	33	16	2	0
Having an individual 200-yard passer	176	49	1	62	23	3	0
Having a QB rush for 100 yards	9	1	0	7	1	0	0
Allowing an individual 100-yard rusher	47	52	1	15	24	0	0
Allowing an individual 100-yard receiver	75	38	0	19	13	1	0
Allowing an individual 200-yard passer	106	45	1	39	23	2	0

**STARTER SHEET**

OFFENSE	Pos.	2020	Streak	Career	DEFENSE	Pos.	2020	Streak	Career
Tommy Kraemer	LG/RG/RT	5	5	34	Daelin Hayes	DL	5	5	18
Liam Eichenberg	LT	5	31	31	Kurt Hinish	NG	5	17	17
Ian Book	QB	5	20	28	Jeremiah Owusu-Koramoah	LB	5	17	17
Robert Hainsey	RT/RG	5	5	27	Drew White	LB	5	11	16
Aaron Banks	LG	5	23	23	Shaun Crawford	CB/S	5	8	15
Jarrett Patterson	C	5	17	17	Myron Tagovailoa-Amosa	DT	3	1	14
Tommy Tremble	TE	5	6	11	Ade Ogundeji	DE	5	6	6
Javon McKinley	WR	5	5	7	TaRiq Bracy	CB	3	0	5
Brock Wright	TE	3	0	6	Kyle Hamilton	S	4	3	5
Kyren Williams	RB	5	5	5	Nick McCloud	CB	4	2	4
Jafar Armstrong	RB	0	0	4	Shayne Simon	LB	3	3	3
Josh Lugg	RT	0	0	4	Jayson Ademilola	DL	2	0	2
Lawrence Keys III	WR	0	0	3	Houston Griffith	CB	2	0	2
Braden Lenzy	WR	1	0	3	Clarence Lewis	S/CB	2	1	2
Ben Skowronek	WR	3	2	3	Jack Kiser	LB	1	0	1
Avery Davis	WR	2	1	2	Marist Liufau	LB	1	0	1
Michael Mayer	TE	1	0	1					

**CAREER STARTS BY POSITION**

WR	LT	LG	C	RG	RT	TE	WR	QB	WR	RB
McKinley (7)	Eichenberg (31)	Kraemer (17)	Patterson (17)	Banks (14)	Hainsey (26)	Tremble (11)	Davis (2)	Book (28)	Skowronek (3)	Williams (5)
Keys III (3)		Banks (9)		Hainsey (1)	Kraemer (13)	Wright (6)			Lenzy (1)	Armstrong (4)
Lenzy (2)				Kraemer (5)	Lugg (4)	Mayer (1)				
DL	DL	DL	DL	ROV	MIKE	BUCK	CB	S	S	CB
Ogundeji (5)	Tagovailoa-Amosa (14)	Hinish (17)	Hayes (18)	Owusu-Koramoah (16)	White (16)	Simon (3)	McCloud (4)	Hamilton (5)	Crawford (4)	Crawford (11)
	Ademilola, Jayson (2)					Kiser (1)	Griffith (1)	Lewis (1)	Owusu-Koramoah (1)	Bracy (5)
	Ogundeji (1)					Liufau (1)				Griffith (1)
										Lewis (1)



## NOTRE DAME 20+ YARD PLAYS

YARDS	TYPE	PLAYER(S)	OPPONENT
75	Pass	Ian Book to Kyren Williams	Duke
73*	Pass	Ian Book to Ben Skowronek	Pittsburgh
65	Rush	Kyren Williams	Florida State
46*	Rush	Kyren Williams	Florida State
45*	Rush	Chris Tyree	Florida State
41	Pass	Ian Book to Javon McKinley	Pittsburgh
38	KOR	Chris Tyree	Duke
38	Pass	Ian Book to Javon McKinley	Florida State
36	Pass	Ian Book to Javon McKinley	Florida State
36	KOR	Jafar Armstrong	Florida State
34*	Pass	Ian Book to Ben Skowronek	Pittsburgh
31	Rush	Chris Tyree	South Florida
31	Rush	C'Bo Flemister	South Florida
28	KOR	Chris Tyree	Florida State
27	Pass	Ian Book to Tommy Tremble	South Florida
26*	Rush	Kyren Williams	Duke
26*	Rush	C'Bo Flemister	South Florida
26	KOR	Chris Tyree	Florida State
25	Rush	Chris Tyree	Duke
25	Pass	Ian Book to Tommy Tremble	South Florida
24	Rush	Kyren Williams	Louisville
23	Pass	Ian Book to Michael Mayer	Pittsburgh
23	INT	Shaun Crawford (return)	Florida State
22	KOR	Chris Tyree	Louisville
22	Pass	Ian Book to Braden Lenzy	South Florida
21	Pass	Ian Book to Avery Davis	Pittsburgh
20	Pass	Ian Book to Kyren Williams	Pittsburgh
20	Rush	Ian Book	Louisville
20	Pass	Ian Book to Jafar Armstrong	Duke
20	Pass	Ian Book to Joe Wilkins Jr.	Duke

## OPPONENT 20+ YARD PLAYS

YARDS	TYPE	PLAYER(S)	ND OPPONENT
55	Pass	Chase Brice to Eli Pancol	Duke
48	Pass	Jordan Travis to Tamorrion Terry	Florida State
42	Rush	Johnny Ford	South Florida
36	Pass	Noah Johnson to Latrell Williams	South Florida
33	Pass	Joey Yellen to Jordan Addison	Pittsburgh
33	Rush	Jordan Travis	Florida State
32	KOR	DJ Turner	Pittsburgh
31	Pass	Jordan Travis to Lawrance Toafli	Florida State
30	Pass	Jordan Travis to Tamorrion Terry	Florida State
29	Pass	Malik Cunningham to Javian Hawkins	Louisville
28	KOR	Hassan Hall	Louisville
28	Pass	Malik Cunningham to Tutu Atwell	Louisville
28	Rush	Javian Hawkins	Louisville
26	KOR	Brian Battie	South Florida
25	Pass	Chase Brice to Jalon Calhoun	Duke
25	KOR	Diamond Philyaw-Johnson	Duke
25	Pass	Jordan Travis to Tamorrion Terry	Florida State
24	KOR	DJ Turner	Pittsburgh
23	KOR	Hassan Hall	Louisville
23	Rush	Chase Brice	Duke
23	Pass	Chase Brice to Noah Gray	Duke
22	Pass	Joey Yellen to Shockey Jacques-Louis	Pittsburgh
22	Rush	Johnny Ford	South Florida
22	Pass	Chase Brice to Noah Gray	Duke
22	KOR	Corey Wren	Florida State
21	KOR	Jashaun Corbin	Florida State
20	KOR	Terrence Horne	South Florida
20	KOR	Johnny Ford	South Florida





## NOTRE DAME SCORING DRIVES

Date	Opponent	Qtr	Scoring Play	Plays-Yds	Time	Score (ND-Opp.)
9.12.20	Duke	2nd - 10:39	#23 K.Williams 1 yd rush (#39 J.Doerer kick)	12-96	04:37	7-3
		2nd - 00:00	#39 J.Doerer 48 yd FG	9-54	01:13	10-6
		3rd - 07:57	#23 K.Williams 26 yd rush (#39 J.Doerer kick)	7-59	03:32	17-6
		4th - 10:58	#3 A.Davis 17 yd pass from #12 I.Book (#39 J.Doerer kick)	15-83	06:14	24-13
		4th - 05:21	#39 J.Doerer 34 yd FG	6-40	03:45	27-13
9.19.20	South Florida	1st - 12:05	Ian Book 4 yd run (Jonathan Doerer kick)	7-55	2:50	7-0
		1st - 07:06	Chris Tyree 1 yd run (Jonathan Doerer kick)	7-43	3:24	14-0
		2nd - 14:25	Ian Book 1 yd run (Jonathan Doerer kick)	11-58	5:07	21-0
		2nd - 11:15	Flemister, C'Bo 26 yd run (Jonathan Doerer kick)	5-53	1:57	28-0
		2nd - 01:55	Ian Book 1 yd run (Jonathan Doerer kick)	4-25	0:54	35-0
		3rd - 06:34	Jonathan Doerer 22 yd field goal	10-60	3:21	38-0
		3rd - 03:23	Botelho, Jordan 1 yd blocked punt return (Jonathan Doerer kick)			45-0
		4th - 02:15	Jafar Armstrong 5 yd run (Goepferich, Dawson kick)	10-66	7:00	52-0
10.10.20	Florida State	1st - 10:43	Mayer,Michael 8 yd pass from Book,Ian (Doerer,Jonathan kick)	3-75	1:20	7-3
		1st - 06:10	Williams,Kyren 46 yd run (Doerer,Jonathan kick)	5-76	2:19	14-3
		2nd - 12:27	Williams,Kyren 1 yd run (Doerer,Jonathan kick)	8-75	3:11	21-17
		2nd - 05:25	Tyree,Chris 45 yd run (Doerer,Jonathan kick)	4-81	1:50	28-17
		2nd - 00:11	Lenzy,Braden 6 yd pass from Book,Ian (Doerer,Jonathan kick)	8-57	0:58	35-20
		3rd - 08:40	Book,Ian 3 yd run (Doerer,Jonathan kick)	8-73	3:39	42-26
10.17.20	Louisville	1st - 09:26	Jonathan Doerer 32 yd field goal	12-61	5:34	3-0
		1st - 00:30	Jonathan Doerer 30 yd field goal	15-76	7:09	6-0
		3rd - 03:43	Ian Book 13 yd run (Javon McKinley pass failed)	8-66	3:49	12-7
10.24.20	Pittsburgh	1st - 10:08	Ben Skowronek 34 yd pass from Ian Book (Jonathan Doerer kick)	11-75	4:52	7-0
		2nd - 10:37	Ben Skowronek 73 yd pass from Ian Book (Jonathan Doerer kick)	4-87	1:29	14-3
		2nd - 01:29	Kyren Williams 2 yd run (Jonathan Doerer kick)	8-46	3:42	21-3
		2nd - 00:11	Isaiah Foskey 0 yd blocked punt return (Jonathan Doerer kick)			28-3
		3rd - 07:34	Jonathan Doerer 21 yd field goal	14-72	6:10	31-3
		3rd - 04:22	Michael Mayer 14 yd pass from Ian Book (Jonathan Doerer kick)	4-49	2:01	38-3
3rd - 02:42	C'Bo Flemister 2 yd run (Jonathan Doerer kick)	4-35	1:33	45-3		

## OPPONENT SCORING DRIVES

Date	Opponent	Qtr	Scoring Play	Plays-Yds	Time	Score (ND-Opp.)
9.12.20	Duke	1st - 07:01	#44 C.Ham 29 yd FG	10-79	03:53	0-3
		2nd - 03:20	#44 C.Ham 30 yd FG	11-80	04:12	7-6
		3rd - 02:19	#8 C.Brice 2 yd rush (#44 C.Ham kick)	6-39	02:24	17-13
9.19.20	South Florida		NONE			
10.10.20	Florida State	1st - 12:30	Fitzgerald,Ryan 42 yd field goal	4-8	2:07	0-3
		1st - 02:51	Travis,Jordan 4 yd run (Fitzgerald,Ryan kick)	3-19	1:13	14-10
		1st - 00:38	Terry,Tamorriion 48 yd pass from Travis,Jordan (Fitzgerald,Ryan kick)	4-71	1:13	14-17
		2nd - 01:17	Fitzgerald,Ryan 26 yd field goal	13-67	4:08	28-20
		3rd - 12:25	Webb,La'Damian 7 yd run (Terry,Tamorriion pass failed)	7-75	2:35	35-26
10.17.20	Louisville	3rd - 07:37	Ford,Marshon 1 yd pass from Cunningham,Mali (Turner,Jason kick)	13-83	7:16	6-7
10.24.20	Pittsburgh	1st - 07:38	Alex Kessman 45 yd field goal	10-37	2:30	7-3

**NOTRE DAME****Rushing**

Had 500 or more yards:	at Boston College, 2017 (515)
Had 450 or more yards:	at Boston College, 2017 (515)
Had 400 or more yards:	at Boston College, 2017 (515)
Had 300 or more yards:	vs. Florida State, 2020 (353)
Had 70 or more rushing attempts:	vs. Michigan State, 1991 (76)
Had 60 or more rushing attempts:	vs. Navy, 2007 (63)
Had 50 or more rushing attempts:	at Pittsburgh, 2020 (50)
Had eight or more rush TDs:	vs. Pittsburgh, 1965 (9)
Had seven or more rush TDs:	at Boston College, 2017 (7)
Had six or more rush TDs:	vs. South Florida, 2020 (6)
Had five or more rush TDs:	vs. South Florida, 2020 (6)
Had four or more rush TDs:	vs. Florida State, 2020 (4)
Had two or more players with 200 rush yards in a game:	at Boston College, 2017 (Josh Adams 229, Brandon Wimbush 207)
Had three players with 100 rush yards in a game:	vs. Temple, 2017 (Josh Adams 161, DeShone Kizer 124, Brandon Wimbush 106)
Had two or more players with 100 rush yards in a game:	vs. Florida State, 2020 (Kyren Williams 185, Chris Tyree 103)
Had a quarterback rush for 100 yards in a game:	vs. Duke, 2019 (Ian Book, 139)

**Passing**

Had 500 or more yards:	at USC, 1970 (526)
Had 400 or more yards:	vs. New Mexico, 2019 (434)
Had 300 or more yards:	at Pitt, 2020 (319)
Had 50 or more pass attempts:	vs. Virginia Tech, 2019 (53)
Had 40 or more pass attempts:	vs. Boston College, 2019 (40)
Had 30 or more pass attempts:	at Pittsburgh, 2020 (33)
Had 35 or more pass completions:	at Clemson, 2015 (35)
Had 30 or more pass completions:	at Clemson, 2015 (35)
Had 25 or more pass completions:	vs. Boston College, 2019 (26)
Had six or more passing TDs:	vs. Bowling Green, 2019 (6)
Had five or more passing TDs:	vs. Navy, 2019 (5)
Had four or more passing TDs:	at Stanford, 2019 (4)
Had three or more passing TDs:	at Pittsburgh, 2020 (3)
Had three or more passing TDs in a half:	at Stanford, 2019 (3)
Had five or more passes intercepted:	vs. USC, 1967 (7)
Had four or more passes intercepted:	at Arizona State, 2014 (4)
Had three or more passes intercepted:	vs. Ball State, 2018 (3)

**Receiving**

Had two players with 100 receiving yards in a game:	at Stanford, 2017 (Kevin Stepherson - 112, Equanimeous St. Brown - 111)
Had a player with over 150 receiving yards in a game:	vs. Wake Forest, 2017 (Chase Claypool - 180)
Had two players with 10 catches in a game:	vs. BYU, 2005 (Maurice Stovall - 14, Jeff Samardzija - 10)

**Combination Offense**

Had a 400-yard passer and 100-yard rusher in a game:	vs. Syracuse, 2016 (DeShone Kizer - 471, Josh Adams - 102)
Had a 300-yard passer and 100-yard rusher in a game:	vs. Navy, 2018 (Ian Book - 330, Dexter Williams - 142)
Had a 400-yard passer and 100-yard receiver in a game:	vs. Syracuse, 2016 (DeShone Kizer - 471, Equanimeous St. Brown - 182)
Had a 300-yard passer and 100-yard receiver in a game:	at Pittsburgh, 2020 (Ian Book - 316, Ben Skowronek - 107)
Had a 400-yard passer, 100-yard rusher and 100-yard receiver in a game:	vs. Syracuse, 2016 (DeShone Kizer - 471, Josh Adams - 102, Equanimeous St. Brown - 182)
Had a 300-yard passer, 100-yard rusher and 100-yard receiver in a game:	vs. Syracuse, 2016 (DeShone Kizer - 471, Josh Adams - 102, Equanimeous St. Brown - 182)
Had a 200-yard passer, 100-yard rusher and 100-yard receiver in a game:	vs. Florida State, 2020 (Ian Book - 201, Kyren Williams - 185 rush, Chris Tyree - 103 rush, Javon McKinley - 107 receiving)
Had a 400-yard passer and 100-yard rusher in a game:	vs. Syracuse, 2016 (DeShone Kizer - 471, Josh Adams - 102)
Had a 200-yard passer and 100-yard rusher in a game:	vs. Florida State, 2020 (Ian Book - 201, Kyren Williams - 185 rush, Chris Tyree - 103 rush)
Had a 100-yard receiver and 100-yard rusher in a game:	vs. Florida State, 2020 (Kyren Williams - 185 rush, Chris Tyree - 103 rush, Javon McKinley - 107 receiving)

**Total Offense**

Had 700 or more yards total offense:	vs. Wake Forest, 2017 (710)
Had 650 or more yards total offense:	vs. Wake Forest, 2017 (710)
Had 600 or more yards total offense:	vs. Wake Forest, 2017 (710)
Had 500 or more yards total offense:	vs. Florida State, 2020 (554)
Had 400 or more yards total offense:	at Pittsburgh, 2020 (434)
Had 100 or more plays total offense:	vs. Pittsburgh, 2012 (104)
Had 85 or more plays total offense:	vs. Boston College, 2019 (85)
Had 75 or more plays total offense:	at Pittsburgh, 2020 (83)

**Scoring**

Scored 60 or more points:	vs. New Mexico, 2019 (66)
Scored 50 or more points:	vs. South Florida, 2020 (52)
Scored 40 or more points:	at Pittsburgh, 2020 (45)
Scored 30 or more points:	at Pittsburgh, 2020 (45)
Scored a two-point conversion:	vs. LSU (Citrus Bowl), 2017
Allowed 60 or more points:	Never
Allowed 50 or more points:	at Texas, 2016 (50)
Allowed 40 or more points:	at Michigan, 2019 (45)
Allowed 30 or more points:	at Michigan, 2019 (45)
Was held scoreless:	at Boston College, 2008 (17-0)
Was held scoreless at home:	USC, 2007 (38-0)
Was held scoreless on the road:	at Boston College, 2008 (17-0)
Was held without offensive touchdown:	vs. Clemson, 2019 Cotton Bowl (30-3)
Was held without offensive touchdown on the road:	at NC State, 2016 (10-3)
Was held without offensive touchdown at home:	vs. USC, 2007 (38-0)
Held opponent scoreless:	vs. South Florida, 2020 (52-0)
Held opponent scoreless at home:	vs. South Florida, 2020 (52-0)
Held opponent scoreless on the road:	at Purdue, 1993 (17-0)
Held opponent without offensive touchdown:	at Pittsburgh, 2020 (45-3)
Held opponent without offensive touchdown on the road/neutral:	at Pittsburgh, 2020 (45-3)
Held opponent without offensive touchdown at home:	vs. South Florida, 2020 (52-0)
Held opponent scoreless at neutral site:	vs. Maryland (Giants Stadium - East Rutherford, NJ), 2002 (22-0)
Held two or more opponents scoreless in a season:	2002 vs. Maryland (22-0) vs. Rutgers (42-0)
Held three or more opponents scoreless in a season:	1976 vs. Purdue (23-0) at Northwestern (49-0), vs. Oregon (41-0)
Held four or more opponents scoreless in a season:	1966 vs. Army (35-0) vs. North Carolina (32-0), at Oklahoma (38-0), vs. Pittsburgh (40-0) vs. Duke (64-0), at USC (51-0)
Held five or more opponents scoreless in a season:	1966 vs. Army (35-0) vs. North Carolina (32-0), at Oklahoma (38-0), vs. Pittsburgh (40-0) vs. Duke (64-0), at USC (51-0)
Held six or more opponents scoreless in a season:	1966 vs. Army (35-0) vs. North Carolina (32-0), at Oklahoma (38-0), vs. Pittsburgh (40-0) vs. Duke (64-0), at USC (51-0)
Had multiple players with multiple TDs in a game:	vs. Florida State, 2018 (Dexter Williams - 2, Alizé Mack - 2)

**Turnovers**

Did not commit a turnover:	at Pittsburgh, 2020
Committed six or more turnovers:	vs. Navy, 1984 (6)
Committed five or more turnovers:	vs. Boston College, 2015 (5)
Lost four or more fumbles:	vs. Michigan State, 1999 (4)
Lost three or more fumbles:	at Clemson, 2015 (3)
Recorded six or more takeaways:	vs. Michigan, 2012 (6)
Recorded five or more takeaways:	vs. Virginia, 2019 (5)
Returned two or more interceptions for TDs:	vs. Stanford, 2002 (2) (Shane Walton - 18 yards, Courtney Watson - 34 yards)
Returned an interception for a TD:	vs. New Mexico (2019) (Kyle Hamilton - 54 yards)
Returned a fumble for a TD:	vs. Navy, 2019 (1) (Paul Moala - 27 yards)

**Defense**

Held opponent to 50 or fewer rushing yards:	at Pittsburgh, 2020 (44)
Held opponent to 100 or fewer passing yards:	vs. Boston College, 2019 (63)
Held opponent to 200 or fewer passing yards:	at Pittsburgh, 2020 (118)
Held opponent to 300 or fewer yards total offense:	at Pittsburgh, 2020 (162)
Held opponent to 200 or fewer yards total offense:	at Pittsburgh, 2020 (162)
Intercepted five or more passes:	vs. Michigan, 2012 (5)
Intercepted four or more passes:	vs. Rutgers (Pinstripe Bowl), 2013 (4)
Intercepted three or more passes:	at Pittsburgh, 2020 (3)
Forced five or more fumbles:	at Louisville, 2019 (5)
Forced four or more fumbles:	vs. Navy, 2019 (4)
Forced three or more fumbles:	vs. Navy, 2019 (4)
Scored a safety:	at North Carolina, 2017
Recorded nine or more sacks:	vs. Rutgers, 1996 (9)
Recorded eight or more sacks:	vs. Virginia, 2019 (8)
Recorded seven or more sacks:	vs. Virginia, 2019 (8)
Recorded six or more sacks:	vs. Virginia, 2019 (8)
Recorded five or more sacks:	vs. Virginia, 2019 (8)
Held opponent to 10 or fewer first downs:	at Duke, 2019 (10)

**Special Teams**

Returned a punt for a TD:	vs. Massachusetts, 2015 (C.J. Sanders, 50 yards)
Returned a blocked punt for a TD:	at Pittsburgh, 2020 (Isaiah Foskey, 0 yards)
Returned a kickoff for a TD:	vs. Syracuse, 2016 (C.J. Sanders, 93 yards)
Returned a blocked FG for a TD:	at Air Force, 2006 (Terrail Lambert, 76 yards)
Blocked a punt:	at Pittsburgh, 2020 (Isaiah Foskey)
Punted 10 or more times:	at Michigan, 2019 (10)
Did not punt:	vs. Navy, 2013
Blocked a field goal:	vs. Bowling Green, 2019 (Julian Okwara)
Had a field goal blocked:	at Texas, 2016
Blocked a PAT kick:	vs. Florida State, 2018 (Jerry Tillery)
Scored on a blocked PAT attempt:	vs. Florida State, 2018 (Julian Love)
Missed a kicking PAT:	vs. Syracuse, 2018
Had a kicking PAT blocked:	vs. Florida State, 2018
Opponent scored on a blocked PAT attempt:	vs. Northwestern, 2014
Had a punt blocked:	at Northwestern, 2018

**Miscellaneous**

Had 30 or more first downs:	vs. Wake Forest, 2017 (30)
Had 25 or more first downs:	at Pittsburgh, 2020 (28)
Had 20 or more first downs:	at Pittsburgh, 2020 (28)
Was not penalized:	at LSU, 1997
Had 10 or more penalties:	at Stanford, 2019 (11)
Had 120 or more yards in penalties:	at Rutgers, 2000 (120)
Had 40 minutes or more of possession time:	at Pittsburgh, 2020 (40:59)
Had 35 minutes or more of possession time:	at Pittsburgh, 2020 (40:59)
Was involved in a tie game:	at USC, 1994 (17-17)
Was involved in an overtime game:	at Texas, 2016 (47-50)
Was involved in a double overtime game:	at Texas, 2016 (47-50)
Was involved in a triple overtime game:	vs. Pittsburgh, 2012 (29-26)
Was involved in a quadruple overtime game:	vs. Pittsburgh, 2008 (33-36)

**A NOTRE DAME PLAYER**
**Rushing**

Rushed for 250 or more yards:	Julius Jones at Pittsburgh, 2003 (262)
Rushed for 200 or more yards:	Dexter Williams vs. Florida State, 2018 (202)
Rushed for 175 or more yards:	Kyren Williams vs. Florida State, 2020 (185)
Rushed for 150 or more yards:	Kyren Williams vs. Florida State, 2020 (185)
Rushed for 125 or more yards:	Kyren Williams vs. Louisville, 2020 (127)
Rushed for 100 or more yards:	Kyren Williams vs. Louisville, 2020 (127)
Quarterback rushed for 200 or more yards:	Brandon Wimbush at Boston College, 2017 (207)
Quarterback rushed for 100 or more yards:	Ian Book at Duke, 2019 (139)
Rushed 40 or more times:	Allen Pinkett at LSU, 1984 (40)
Rushed 35 or more times:	Julius Jones vs. BYU, 2003 (35)
Rushed 30 or more times:	James Aldridge vs. Navy, 2007 (32)
Rushed 25 or more times:	Kyren Williams vs. Louisville, 2020 (25)
Rushed for four or more TDs:	Brandon Wimbush at Boston College, 2017 (4)
Rushed for three or more TDs:	Ian Book vs. South Florida, 2020 (3)
Rushed for two or more TDs:	Kyren Williams vs. Florida State, 2020 (2)
Had a run of 90 yards or more:	Dexter Williams at Virginia Tech, 2018 (97)
Had a run of 80 or more yards:	Tony Jones, Jr. vs. Iowa State - Camping World Bowl, 2019 (84)
Had a run of 70 or more yards:	Tony Jones, Jr. vs. Iowa State - Camping World Bowl, 2019 (84)
Had a run of 60 or more yards:	Kyren Williams vs. Florida State, 2020 (65)
Had a run of 50 or more yards:	Kyren Williams vs. Florida State, 2020 (65)

**Passing**

Passed for 500 or more yards:	Joe Theismann at USC, 1970 (526)
Passed for 400 or more yards:	DeShone Kizer vs. Syracuse, 2016 (471)
Passed for 300 or more yards:	Ian Book at Pittsburgh, 2020 (312)
Attempted 50 or more passes:	Ian Book vs. Virginia Tech, 2019 (53)
Attempted 40 or more passes:	Ian Book vs. Boston College, 2019 (40)
Attempted 30 or more passes:	Ian Book at Pittsburgh, 2020 (30)
Completed 30 or more passes:	Everett Golson at Florida State, 2014 (31)
Completed 20 or more passes:	Ian Book vs. Iowa State - Camping World Bowl, 2019 (20)
Threw six TDs:	Brady Quinn vs. BYU, 2005 (6)
Threw five or more TDs:	Ian Book vs. Navy, 2019 (5)
Threw four or more TDs:	Ian Book at Stanford, 2019 (4)
Threw three or more TDs:	Ian Book at Pittsburgh, 2020 (3)
Threw three or more TDs in a half:	Ian Book at Stanford, 2019 (3)
Threw five or more interceptions:	Terry Hanratty vs. USC, 1967 (5)
Threw four or more interceptions:	Everett Golson at Arizona State, 2014 (4)
Threw three or more interceptions:	Brandon Wimbush vs. Ball State, 2018 (3)
Completed a pass of 90 yards or more:	Dayne Crist vs. Michigan, 2010 (95)
Completed a pass of 80 or more yards:	Brandon Wimbush at Stanford, 2017 (83)
Completed a pass of 70 or more yards:	Ian Book at Pittsburgh, 2020 (73)
Completed a pass of 60 or more yards:	Ian Book at Pittsburgh, 2020 (73)
Completed a pass of 50 or more yards:	Ian Book at Pittsburgh, 2020 (73)

**Receiving**

Caught 15 or more passes:	Never
Caught 10 or more passes:	Miles Boykin vs. Stanford, 2018 (11)
Caught seven or more passes:	Cole Kmet, Chris Finke and Chase Claypool vs. Boston College, 2019 (7)
Had 200 or more yards receiving:	Golden Tate at Stanford, 2009 (201)
Had 175 or more yards receiving:	Chase Claypool vs. Wake Forest, 2017 (180)
Had 150 or more yards receiving:	Chase Claypool vs. Wake Forest, 2017 (180)
Had 100 or more yards receiving:	Ben Skowronek at Pittsburgh, 2020 (107)
Caught four or more TDs:	Chase Claypool vs. Navy, 2019 (4)
Caught three or more TDs:	Chase Claypool vs. Navy, 2019 (4)
Caught two or more TDs:	Ben Skowronek at Pittsburgh, 2020 (2)
Caught three or more TDs in one half:	Chase Claypool vs. Navy, 2019 (3)

**Total Offense**

Had 500 or more yards total offense:	Joe Theismann at USC, 1970 (512)
Had 400 or more yards total offense:	Ian Book vs. New Mexico, 2019 (406)
Had 100 yards both passing and rushing:	Ian Book at Duke, 2019 (181 passing, 139 rushing)

**Scoring**

Accounted for six or more touchdowns:	Ian Book vs. New Mexico, 2019 (1 rushing, 5 passing)
Accounted for five or more touchdowns:	Ian Book vs. Navy, 2019 (5 passing)
Accounted for four or more touchdowns:	Ian Book (4 passing) at Stanford, 2019
Accounted for three or more touchdowns:	Ian Book (3 passing) at Pittsburgh, 2020

**Defense**

Intercepted three or more passes:	Harrison Smith vs. Miami (Fla.), 2010 (3)
Intercepted two or more passes:	Alohi Gilman vs. Syracuse, 2018 (2)
Recovered three or more fumbles:	Never
Forced two fumbles:	Khalid Kareem vs. Navy, 2019 (2)
Recovered two fumbles:	Julian Love vs. Vanderbilt, 2018 (2)
Recorded 20 or more tackles:	Manti Te'o vs. Stanford, 2010 (21)
Recorded 15 or more tackles:	Te'von Coney vs. LSU (Citrus Bowl), 2017 (17)
Recorded 10 or more tackles:	Drew White vs. Navy, 2019 (10)
Recorded 4.0 or more sacks:	Jerry Tillery vs. Stanford, 2018 (4.0)
Recorded 3.0 or more sacks:	Jeremiah Owusu-Koramoah vs. Iowa State - Camping World Bowl, 2019 (3)
Recorded 2.0 or more sacks:	Ade Ogundeji vs. Florida State, 2020 (2.0)

**Special Teams**

Scored 17 or more points kicking:	Kyle Brindza vs. Rutgers (PinStripe Bowl), 2013 (17)
Scored 15 or more points kicking:	Jonathan Doerer vs. Iowa State - Camping World Bowl, 2019 (15)
Scored 10 or more points kicking:	Jonathan Doerer vs. Iowa State - Camping World Bowl, 2019 (15)
Kicked five or more field goals:	Kyle Brindza vs. Rutgers (PinStripe Bowl), 2013 (5)
Kicked four or more field goals:	Jonathan Doerer vs. Iowa State - Camping World Bowl, 2019 (4)
Kicked two field goals of 50 or more yards:	Never
Kicked a field goal of 50 or more yards:	Jonathan Doerer vs. Iowa State - Camping World Bowl, 2019 (51)
Kicked a punt 70 or more yards:	Tyler Newsome vs. Michigan State, 2016 (71)
Kicked a punt 60 or more yards:	Jay Bramblett at Michigan, 2019 (61)
Punted 10 or more times:	Jay Bramblett at Michigan, 2019 (10)
Totaled 175 or more kickoff return yards:	C.J. Sanders at Stanford, 2015 (182)
Totaled 100 or more punt return yards:	C.J. Sanders at Stanford, 2015 (182)

**AN OPPOSING TEAM**
**Rushing**

Had 400 or more yards:	Pittsburgh, 1975 (411)
Had 300 or more yards:	Michigan, 2019 (303)
Had 200 or more yards:	Navy, 2019 (281)
Had 50 or more rushing attempts:	Navy, 2019 (64)
Had five or more rush TDs:	Texas, 2016 (5)
Had four or more rush TDs:	Texas, 2016 (5)
Had two or more players with 100 rush yards in a game:	BYU, 2013 (Taysom Hill - 101, Paul Lasike - 101)

**Passing**

Had 400 or more yards:	USC, 2015 (440)
Had 300 or more yards:	Virginia, 2019 (334)
Had 60 or more pass attempts:	Tennessee, 1990 (60)
Had 50 or more pass attempts:	USC, 2018 (51)
Had 40 or more pass attempts:	Stanford, 2019 (47)
Had 30 or more pass completions:	Virginia, 2019 (30)
Had five or more passing TDs:	USC, 2014 (6)
Had four or more passing TDs:	Stanford, 2017 (4)
Had three or more passing TDs:	Michigan, 2019 (3)

**Receiving**

Had two players with 100 receiving yards in a game: Virginia, 2019  
(Hasise Dubois, 143 and Joe Reed, 107)

**Total Offense**

Had 600 or more yards total offense: Ohio State, 2006 Fiesta Bowl (617)  
 Had 500 or more yards total offense: Wake Forest, 2017 (587)  
 Had 400 or more yards total offense: Florida State, 2020 (405)  
 Had 90 or more plays: Wake Forest, 2018 (92)  
 Had 80 or more plays: Virginia Tech, 2018 (85)  
 Had 75 or more plays: Stanford, 2019 (75)

**Scoring**

Scored 60 or more points: Never  
 Scored 50 or more points: Texas, 2016 (50)  
 Scored 40 or more points: Michigan, 2019 (45)  
 Scored 30 or more points: Michigan, 2019 (45)  
 Scored a two-point conversion: Navy, 2018

**Turnovers**

Did not commit a turnover: Louisville, 2020  
 Had three or more fumbles lost: Navy, 2019 (4)  
 Intercepted five or more passes: USC, 1967 (7)  
 Intercepted four or more passes: Arizona State, 2014 (4)  
 Intercepted three or more passes: Ball State, 2018 (3)  
 Returned an interception for a TD: at Miami, Fla., 2017  
(Trajan Bandy - 65 yards)  
 Returned a fumble for a TD: vs. Virginia Tech, 2019  
(Divine Deablo - 98 yards)

**Defense**

Held ND to 10 or fewer first downs: at NC State, 2016 (10)  
 Scored a safety: vs. Stanford, 2016  
 Held ND to 50 or fewer rushing yards: at Michigan, 2019 (47)  
 Held ND to 200 or fewer passing yards: vs. Louisville, 2020 (106)  
 Held ND to 100 or fewer passing yards: at Boston College, 2017 (96)  
 Held ND to 300 or fewer yards total offense: Michigan, 2019 (180)  
 Held ND to 200 or fewer yards total offense: at Michigan, 2019 (180)

**Special Teams**

Returned a punt for a TD: at USC, 2016 (Adore Jackson - 55 yards)  
 Returned a blocked punt for a TD: NC State, 2017  
(Germaine Pratt - 0 yards)  
 Returned a kickoff for a TD: Pittsburgh, 2018 (Maurice French - 99 yards)  
 Returned a punt for TD and kickoff for TD in same game: at USC, 2016  
(Adore Jackson - 55 yd PR; 97 yd KO)  
 Punted 10 or more times: Boston College, 2010 (11)  
 Did not punt: Miami (Fla.), 1985  
 Missed a kicking PAT: Massachusetts, 2015

**Miscellaneous**

Had 30 or more first downs: Wake Forest, 2017 (34)  
 Had 20 or more first downs: Stanford, 2019 (26)  
 Had 10 or more penalties: Pittsburgh, 2020 (12)  
 Had 100 or more yards in penalties: Georgia, 2017 (127)  
 Had 35 minutes or more of possession time: Navy, 2019 (36:00)  
 Had one 100-yard receiver and one 100-yard rusher: Wake Forest, 2017  
(Matt Colburn, 120 rushing; Anthony Bachman, 116 receiving)

**AN OPPOSING PLAYER**
**Rushing**

Rushed for 300 or more yards: Tony Dorsett, Pittsburgh, 1975 (303)  
 Rushed for 200 or more yards: Alexander Teich, Navy, 2010 (210)  
 Rushed for 150 or more yards: Tyler Gaffney, Stanford, 2013 (189)  
 Rushed for 100 or more yards: Malcolm Perry, Navy, 2019 (138)  
 Rushed 40 or more times: Craig Heyward, Pittsburgh, 1987 (42)  
 Rushed 30 or more times: Tyler Gaffney, Stanford, 2013 (33)  
 Rushed 25 or more times: Malcolm Perry, Navy, 2019 (25)  
 Rushed for five or more TDs: Walter Reyes, Syracuse, 2003 (5)  
 Rushed for four or more TDs: Ezekiel Elliott, Ohio State (Fiesta Bowl), 2015 (4)  
 Rushed for three or more TDs: Tyrone Swoopes, Texas, 2016 (3)  
 Rushed for two or more TDs: Zach Charbonnet, at Michigan, 2019 (2)  
 Had a run of 80 or more yards: Jeff Smith, Boston College, 2015 (80)  
 Had a run of 70 or more yards: Gerald Holmes, Michigan State, 2016 (73)  
 Had a run of 60 or more yards: Gerald Holmes, Michigan State, 2016 (73)  
 Had a run of 50 or more yards: Malcolm Perry, Navy, 2018 (58)

**Passing**

Passed for 500 or more yards: Never  
 Passed for 400 or more yards: Matt Leinar, USC, 2004 (400)  
 Passed for 300 or more yards: Bryce Perkins, Virginia, 2019 (334)  
 Attempted 60 or more passes: Andy Kelly, Tennessee, 1990 (60)  
 Attempted 50 or more passes: JT Daniels, USC, 2018 (51)  
 Attempted 40 or more passes: Davis Mills, Stanford, 2019 (46)  
 Completed 30 or more passes: Bryce Perkins, Virginia, 2019 (30)  
 Completed 20 or more passes: Chase Brice, Duke, 2020 (20)  
 Threw six or more TDs: Cody Kessler, USC, 2014 (6)  
 Threw five or more TDs: Cody Kessler, USC, 2014 (6)  
 Threw four or more TDs: KJ Costello, Stanford, 2017 (4)  
 Threw three or more TDs: KJ Costello, Stanford, 2017 (4)  
 Completed a pass of 90 or more yards: Kyle Orton, Purdue, 2004 (97)  
 Completed a pass of 80 or more yards: Cody Kessler, USC, 2015 (83)  
 Completed a pass of 70 or more yards: Eric Dungey, Syracuse, 2016 (72)  
 Completed a pass of 60 or more yards: Eric Dungey, Syracuse, 2016 (72)  
 Completed a pass of 50 or more yards: Chase Brice, Duke, 2020 (55)

**Receiving**

Caught 15 or more passes: Jalen Saunders, Oklahoma, 2012 (15)  
 Caught 10 or more passes: Michael Wilson, Stanford, 2019 (10)  
 Caught seven or more passes: Tamorrion Terry, Florida State, 2020 (9)  
 Had 200 or more yards receiving: Selwyn Lymon, Purdue, 2006 (238)  
 Had 150 or more yards receiving: Canaan Severin, Virginia, 2015 (153)  
 Had 100 or more yards receiving: Tamorrion Terry, Florida State, 2020 (9)  
 Caught three or more TD passes: Jeremy Gallon, Michigan, 2013 (3)  
 Caught two or more TD passes: James Gardner, Miami (Ohio), 2017 (2)

**Scoring**

Accounted for six or more touchdowns: Cody Kessler, USC, 2014 (6 passing, 0 rushing)  
 Accounted for five or more touchdowns: Eric Dungey, Syracuse, 2016 (2 passing, 3 rushing)  
 Accounted for four or more touchdowns: KJ Costello, Stanford, 2017 (4 passing, 0 rushing)  
 Accounted for three or more touchdowns: KJ Costello, Stanford, 2017 (4 passing, 0 rushing)

**Defense**

Intercepted three or more passes: Rod Johnson, North Carolina State, 2003 (3)  
 Intercepted two or more passes: Justin Simmons, Boston College, 2015 (2)  
 Recorded three or more sacks: Bradley Chubb, NC State, 2016 (3.0)  
 Recorded two or more sacks: Monty Montgomery, Louisville, 2020 (2.0)

**Special Teams**

Kicked four or more field goals: Jack Mitchell, Northwestern, 2014 (4)  
 Kicked a field goal 50 or more yards: Matt Payne, BYU, 2004 (53)  
 Kicked a punt of 65 or more yards: Jake Bailey, Stanford, 2017 (65)  
 Totalled 100 or more kick return yards: Damond Philyaw-Johnson, Duke, 2019 (122)



Team Statistics	ND	OPP
SCORING	178	49
Points Per Game	35.6	9.8
Points Off Turnovers	28	10
FIRST DOWNS	123	72
Rushing	67	24
Passing	45	40
Penalty	11	8
RUSHING YARDAGE	1159	474
Yards gained rushing	1258	620
Yards lost rushing	99	146
Rushing Attempts	228	146
Average Per Rush	5.1	3.2
Average Per Game	231.8	94.8
TDs Rushing	15	3
PASSING YARDAGE	1038	891
Comp-Att-Int	76-129-1	78-152-4
Average Per Pass	8.0	5.9
Average Per Catch	13.7	11.4
Average Per Game	207.6	178.2
TDs Passing	6	2
TOTAL OFFENSE	2197	1365
Total Plays	357	298
Average Per Play	6.2	4.6
Average Per Game	439.4	273.0
KICK RETURNS: #-Yards	10-233	21-385
PUNT RETURNS: #-Yards	7-91	6-19
INT RETURNS: #-Yards	4-39	1-0
KICK RETURN AVERAGE	23.3	18.3
PUNT RETURN AVERAGE	13.0	3.2
INT RETURN AVERAGE	9.8	0.0
FUMBLES-LOST	5-2	5-2
PENALTIES-Yards	20-173	34-283
Average Per Game	34.6	56.6
PUNTS-Yards	18-751	31-1151
Average Per Punt	41.7	37.1
Net punt average	39.6	34.2
KICKOFFS-Yards	33-1971	15-936
Average Per Kick	59.7	62.4
Net kick average	42.0	38.5
TIME OF POSSESSION/Game	34:11	25:49
3RD-DOWN Conversions	36/69	14/66
3rd-Down Pct	52%	21%
4TH-DOWN Conversions	5/7	5/10
4th-Down Pct	71%	50%
SACKS BY-Yards	12-77	9-40
MISC YARDS	0	0
TOUCHDOWNS SCORED	23	5
FIELD GOALS-ATTEMPTS	6-8	5-6
ON-SIDE KICKS	0-0	0-0
RED-ZONE SCORES	(20-26) 77%	(7-9) 78%
RED-ZONE TOUCHDOWNS	(15-26) 58%	(4-9) 44%
PAT-ATTEMPTS	(22-22) 100%	(4-4) 100%
ATTENDANCE	40773	5451
Games/Avg Per Game	4/10193	1/5451
Neutral Site Games		0/0

Score by Quarters	1st	2nd	3rd	4th	OT	Total
Notre Dame	41	73	47	17	0	178
Opponents	23	6	20	0	0	49



Rushing	gp-gs	att	gain	loss	net	avg	td	lg	avg/g
Kyren Williams	5-5	90	537	13	524	5.8	5	65	104.8
Chris Tyree	5-0	35	230	13	217	6.2	2	45	43.4
Flemister, C	4-0	27	177	0	177	6.6	2	31	44.2
Ian Book	5-5	42	207	41	166	4.0	5	20	33.2
Jay Bramblett	5-0	2	21	0	21	10.5	0	14	4.2
Smith, J	1-0	5	15	0	15	3.0	0	7	15.0
Javon McKinley	5-5	1	15	0	15	15.0	0	15	3.0
Avery Davis	5-2	1	10	0	10	10.0	0	10	2.0
Jafar Armstrong	5-0	17	30	22	8	0.5	1	9	1.6
Braden Lenzy	4-1	3	8	0	8	2.7	0	3	2.0
Pyne, D	2-0	1	4	0	4	4.0	0	4	2.0
Tommy Tremble	5-5	1	4	0	4	4.0	0	4	0.8
Clark, B	1-0	1	0	4	-4	-4.0	0	0	-4.0
TEAM	3-0	2	0	6	-6	-3.0	0	0	-2.0
Total	5	228	1258	99	1159	5.1	15	65	231.8
Opponents	5	146	620	146	474	3.2	3	42	94.8

Passing	gp-gs	effic	comp	att	in	pct	yds	td	lg	avg/g
Ian Book	5-5	143.54	74	124	1	59.7	1026	6	75	205.2
Clark, B	1-0	52.93	1	3	0	33.3	7	0	7	7.0
Pyne, D	2-0	71.00	1	2	0	50.0	5	0	5	2.5
Total	5	140.30	76	129	1	58.9	1038	6	75	207.6
Opponents	5	99.63	78	152	4	51.3	891	2	55	178.2

Receiving	gp-gs	no.	yds	avg	td	lg	avg/g
Michael Mayer	5-1	12	153	12.8	2	23	30.6
Tommy Tremble	5-5	11	115	10.5	0	27	23.0
Kyren Williams	5-5	10	156	15.6	0	75	31.2
Javon McKinley	5-5	9	171	19.0	0	41	34.2
Avery Davis	5-2	8	100	12.5	1	21	20.0
Braden Lenzy	4-1	6	63	10.5	1	22	15.8
Ben Skowronek	4-3	4	135	33.8	2	73	33.8
Wilkins, J	5-0	4	39	9.8	0	15	7.8
Jafar Armstrong	5-0	3	38	12.7	0	20	7.6
Chris Tyree	5-0	2	15	7.5	0	12	3.0
Brock Wright	5-3	2	10	5.0	0	7	2.0
Kevin Austin	2-0	1	18	18.0	0	18	9.0
Flemister, C	4-0	1	9	9.0	0	9	2.2
Takacs, G	4-0	1	7	7.0	0	7	1.8
Bauman, K	2-0	1	5	5.0	0	5	2.5
Keys III, L	2-0	1	4	4.0	0	4	2.0
Total	5	76	1038	13.7	6	75	207.6
Opponents	5	78	891	11.4	2	55	178.2

Punt Returns	no.	yds	avg	td	lg
Matt Salerno	3	8	2.7	0	7
Keys III, L	2	-3	-1.5	0	3
Osita Ekwonu	1	54	54.0	0	0
Isaiah Foskey	1	31	31.0	1	0
Jordan Botelho	0	1	0.0	1	1
Total	7	91	13.0	2	7
Opponents	6	19	3.2	0	13

Interceptions	no.	yds	avg	td	lg
Jer., Owusu-Koram	1	0	0.0	0	0
Bo Bauer	1	16	16.0	0	16
Shaun Crawford	1	23	23.0	0	23
Nick McCloud	1	0	0.0	0	0
Total	4	39	9.8	0	23
Opponents	1	0	0.0	0	0

Kick Returns	no.	yds	avg	td	lg
Chris Tyree	9	197	21.9	0	38
Jafar Armstrong	1	36	36.0	0	36
Total	10	233	23.3	0	38
Opponents	21	385	18.3	0	32

Fumble Returns	no.	yds	avg	td	lg
Total	0	0	0.0	0	0
Opponents	0	0	0.0	0	0



Scoring	td	fg	PAT				dx	saf	pts
			kick	rush	rcv	pass			
Jonathan Doerer	-	6-8	21-21	-	-	-	-	39	
Kyren Williams	5	-	-	-	-	-	-	30	
Ian Book	5	-	-	-	-	0-1	-	30	
Michael Mayer	2	-	-	-	-	-	-	12	
Flemister, C	2	-	-	-	-	-	-	12	
Chris Tyree	2	-	-	-	-	-	-	12	
Ben Skowronek	2	-	-	-	-	-	-	12	
Braden Lenzy	1	-	-	-	-	-	-	6	
Isaiah Foskey	1	-	-	-	-	-	-	6	
Jordan Botelho	1	-	-	-	-	-	-	6	
Jafar Armstrong	1	-	-	-	-	-	-	6	
Avery Davis	1	-	-	-	-	-	-	6	
Goepferich, D	-	-	1-1	-	-	-	-	1	
Total	23	6-8	22-22	-	-	0-1	-	178	
Opponents	5	5-6	4-4	-	-	0-1	-	49	

Total Offense	g	plays	rush	pass	total	avg/g
Ian Book	5	166	166	1026	1192	238.4
Kyren Williams	5	90	524	0	524	104.8
Chris Tyree	5	35	217	0	217	43.4
Flemister, C	4	27	177	0	177	44.2
Jay Bramblett	5	2	21	0	21	4.2
Javon McKinley	5	1	15	0	15	3.0
Smith, J	1	5	15	0	15	15.0
Avery Davis	5	1	10	0	10	2.0
Pyne, D	2	3	4	5	9	4.5
Braden Lenzy	4	3	8	0	8	2.0
Jafar Armstrong	5	17	8	0	8	1.6
Tommy Tremble	5	1	4	0	4	0.8
Clark, B	1	4	-4	7	3	3.0
,TEAM	3	2	-6	0	-6	-2.0
Total	5	357	1159	1038	2197	439.4
Opponents	5	298	474	891	1365	273.0

Field Goals	fg	pct.	01-19	20-29	30-39	40-49	50-99	lg	blk
Jonathan Doerer	6-8	75.0	0-0	2-2	3-4	1-2	0-0	48	0

FG Sequence	Notre Dame	Opponents
Duke	(48),(34)	(29),(30)
South Fla.	38,(22)	-
Florida St.	45	(42),(26)
Louisville	(32),(30)	52
Pitt	(21)	(45)

Numbers in (parentheses) indicate field goal was made.

Punting	no.	yds	avg	lg	tb	fc	i20	50+	blk
Jay Bramblett	18	751	41.7	53	1	7	4	2	0
Total	18	751	41.7	53	1	7	4	2	0
Opponents	31	1153	37.1	60	0	12	13	5	2

Kickoffs	no.	yds	avg	tb	ob	retn	net ydln
Jonathan Doerer	31	185	59.8	8	0		
Goepferich, D	2	116	58.0	0	0		
Total	33	197	59.7	8	0	18.3	42.0
Opponents	15	936	62.4	5	0	23.3	38.5





All Purpose	g	rush	rcv	pr	kr	ir	total	avg/g
Kyren William	5	524	156	0	0	0	680	136.0
Chris Tyree	5	217	15	0	197	0	429	85.8
Flemister, C	4	177	9	0	0	0	186	46.5
Javon McKinl	5	15	171	0	0	0	186	37.2
Ian Book	5	166	0	0	0	0	166	33.2
Michael Maye	5	0	153	0	0	0	153	30.6
Ben Skowron	4	0	135	0	0	0	135	33.8
Tommy Trem	5	4	115	0	0	0	119	23.8
Avery Davis	5	10	100	0	0	0	110	22.0
Jafar Armstro	5	8	38	0	36	0	82	16.4
Braden Lenzy	4	8	63	0	0	0	71	17.8
Osita Ekwonu	4	0	0	54	0	0	54	13.5
Wilkins, J	5	0	39	0	0	0	39	7.8
Isaiah Foskey	5	0	0	31	0	0	31	6.2
Shaun Crawf	5	0	0	0	0	23	23	4.6
Jay Bramblett	5	21	0	0	0	0	21	4.2
Kevin Austin	2	0	18	0	0	0	18	9.0
Bo Bauer	5	0	0	0	0	16	16	3.2
Smith, J	1	15	0	0	0	0	15	15.0
Brock Wright	5	0	10	0	0	0	10	2.0
Matt Salerno	4	0	0	8	0	0	8	2.0
Takacs, G	4	0	7	0	0	0	7	1.8
Bauman, K	2	0	5	0	0	0	5	2.5
Pyne, D	2	4	0	0	0	0	4	2.0
Jordan Botelh	4	0	0	1	0	0	1	0.2
Keys III, L	2	0	4	-3	0	0	1	0.5
Clark, B	1	-4	0	0	0	0	-4	-4.0
,TEAM	3	-6	0	0	0	0	-6	-2.0
Total	5	1159	1038	91	233	39	2560	512.0
Opponents	5	474	891	19	385	0	1769	353.8



##	Defensive Leaders	gp-gs	Tackles				tfl/yds	Sacks no-yds	Pass defense			Fumbles		blkd	
			ua	a	tot				int-yds	brup	qbh	rcv-yds	ff	kick	saf
1H	Kyle Hamilton	4-4	19	3	22	0.5-1	.	.	2	2	.	.	.	.	.
6	Jer., Owusu-Koramoah	5-5	14	7	21	6.0-23	1.0-6	1-0	.	2	.	1	.	.	.
2C	Shaun Crawford	5-5	15	4	19	2.0-8	.	1-23	3	.	1-0	.	.	.	.
2T	TaRiq Bracy	3-3	18	.	18	2.0-7	.	.	3	.	.	.	.	.	.
40	Drew White	5-4	9	9	18	2.0-4	.	.	.	2	.	.	.	.	.
5B	Bo Bauer	5-0	8	6	14	2.0-8	1.0-7	1-16	.	1	.	.	.	.	.
4M	Nick McCloud	5-4	11	2	13	1.0-2	.	1-0	4	.	.	.	.	.	.
2K	Jack Kiser	4-1	9	1	10	2.0-4	.	.	.	1	.	.	.	.	.
95	M. Tagovailoa-Amosa	4-3	6	2	8	3.0-10	1.0-6	.	.	.	.	.	.	.	.
3G	Houston Griffith	5-2	7	.	7	1.0-4	.	.	.	.	.	.	.	.	.
1M	Moala, P	3-0	5	2	7	.	.	.	.	.	.	.	.	.	.
2L	Clarence Lewis	5-2	7	.	7	1.0-3	.	.	3	.	.	.	.	.	.
7F	Isaiah Foskey	5-0	4	3	7	3.0-23	2.5-22	.	1	4	.	.	1	.	.
1A	Justin Ademilola	5-0	4	3	7	1.0-2	.	.	.	.	.	.	.	.	.
91	Adetokunbo Ogundeji	5-5	5	2	7	2.0-9	2.0-9	.	.	4	1-0	.	.	.	.
31	Jack Lamb	5-0	5	1	6	.	.	.	.	2	.	.	.	.	.
29	Ovie Oghoufo	4-0	3	3	6	1.5-9	1.5-9	.	.	1	.	.	.	.	.
9	Daelin Hayes	5-5	4	2	6	1.0-6	.	.	.	2	.	.	.	.	.
2B	JD Bertrand	5-0	4	2	6	.	.	.	.	.	.	.	.	.	.
41	Kurt Hinish	5-4	6	.	6	4.0-14	1.0-5	.	.	.	.	.	.	.	.
33	Shane Simon	4-3	4	1	5	.	.	.	1	1	.	.	.	.	.
1P	Isaiah Pryor	5-0	5	.	5	1.0-7	1.0-7	.	.	1	.	1	.	.	.
1B	DJ Brown	5-1	4	.	4	.	.	.	2	1	.	.	.	.	.
35	Marist Liufau	4-1	1	3	4	.	.	.	.	1	.	.	.	.	.
5C	Howard Cross III	5-0	3	1	4	.	.	.	.	1	.	.	.	.	.
54	Jacob Lacey	5-0	1	3	4	1.0-2	.	.	1	.	.	.	.	.	.
3E	Osita Ekwonu	4-0	2	1	3	.	.	.	.	.	.	.	1	.	.
1W	Wallace, K	1-0	2	1	3	1.0-4	.	.	.	.	.	.	.	.	.
1J	Jordan Botelho	4-0	2	1	3	.	.	.	.	.	.	.	.	.	.
57	Jayson Ademilola	4-3	1	1	2	.	.	.	.	3	.	.	.	.	.
5	Hart, C	4-0	1	1	2	.	.	.	2	.	.	.	.	.	.
9E	Ehrensberger,Al	1-0	2	.	2	2.0-7	1.0-6	.	.	.	.	.	.	.	.
TM	,TEAM	3-0	2	.	2	1.0-3	.	.	.	.	.	.	.	.	.
4	Kevin Austin	2-0	1	.	1	.	.	.	.	.	.	.	.	.	.
65	Michael Vinson	5-0	.	1	1	.	.	.	.	.	.	.	.	.	.
	Total	5	194	66	260	41-160	12-77	4-39	22	29	2-0	2	2	.	.
	Opponents	5	237	94	331	27-91	9-40	1-0	10	17	2-0	4	.	.	.



## TEAM STATISTICS

Date	Opponent	Rushing				Receiving				Passing				Kick Returns			Punt Returns			tot off			
		no.	yds	td	lg	no.	yds	td	lg	cmp	att	int	yds	td	lg	no.	yds	td	lg		no.	yds	td
Sep 12	DUKE	42	178	2	26	19	263	1	75	19	31-1	263	1	75	4	90	0	38	1	3	0	3	441
Sep 19	SOUTH FLA.	45	281	6	31	13	149	0	27	13	21-0	149	0	27	1	14	0	14	2	62	1	7	430
Oct 10	FLORIDA ST.	42	353	4	65	16	201	2	38	16	25-0	201	2	38	3	90	0	36	1	-6	0	0	554
Oct 17	LOUISVILLE	49	232	1	24	11	106	0	18	11	19-0	106	0	18	1	22	0	22	0	0	0	0	338
10/24/20	at Pitt	50	115	2	18	17	319	3	73	17	33-0	319	3	73	1	17	0	17	3	32	1	1	434
Opponents		228	1159	15	65	76	1038	6	75	76	129-1	1038	6	75	10	233	0	38	7	91	2	7	2197
Opponents		146	474	3	42	78	891	2	55	78	152-4	891	2	55	21	385	0	32	6	19	0	13	1365

Games: 5 • Avg/rush: 5.1 • Avg/catch: 13.7 • Pass effic: 140.30 • KR avg: 23.3 • PR avg: 13.0 • All purpose avg/game: 512.0 • Total offense

Date	Opponent	Tackles				Sacks	Fumble		Pass Defense			blkd kick	PAT Attempts			off		
		ua	a	total	tfl-yds		no-yds	ff	fr-yds	int-yds	qbh		brup	kick	rush	rcv	saf	t/o
Sep 1	DUKE	38	26	64	7.0-33	3.0-21	1	2-0	0-0	9	6	0	3-3	0	0	0	7	27
Sep 1	SOUTH FLA.	44	10	54	11.0-36	2.0-15	0	0-0	0-0	8	6	1	7-7	0	0	0	0	52
Oct 10	FLORIDA ST.	53	6	59	9.0-43	4.0-22	0	0-0	1-23	6	6	0	6-6	0	0	0	0	42
Oct 17	LOUISVILLE	35	8	43	8.0-21	0.0-0	0	0-0	0-0	0	2	0	0-0	0	0	0	0	12
10/24/	at Pitt	24	16	40	6.0-27	3.0-19	1	0-0	3-16	6	2	1	6-6	0	0	0	21	45
Opponents		194	66	260	41.0-160	12.0-77	2	2-0	4-39	29	22	2	22-22	0	0	0	28	178
Opponents		237	94	331	27.0-91	9.0-40	4	2-0	1-0	17	10	0	4-4	0	0	0	10	49

Date	Opponent	Punting					Field Goals					Kickoffs						
		no.	yds	avg	long	blkd	tb	fc	50+	i20	md-att	long	blkd	no.	yds	avg	tb	ob
Sep 1	DUKE	6	263	43.8	53	0	0	1	2	3	2-2	48	0	5	322	64.4	3	0
Sep 1	SOUTH FLA.	2	74	37.0	40	0	0	1	0	1	1-2	22	0	9	535	59.4	1	0
Oct 10	FLORIDA ST.	3	119	39.7	44	0	0	2	0	0	0-1	0	0	7	445	63.6	3	0
Oct 17	LOUISVILLE	2	83	41.5	42	0	0	2	0	0	2-2	32	0	4	254	63.5	1	0
10/24/	at Pitt	5	212	42.4	49	0	1	1	0	0	1-1	21	0	8	415	51.9	0	0
Opponents		18	751	41.7	53	0	1	7	2	4	6-8	48	0	33	1971	59.7	8	0
Opponents		31	1151	37.1	60	2	0	12	5	13	5-6	45	0	15	936	62.4	5	0

## OPPONENT STATISTICS

Date	Opponent	Rushing				Receiving				Passing				Kick Returns			Punt Returns			tot off			
		no.	yds	td	lg	no.	yds	td	lg	cmp	att	int	yds	td	lg	no.	yds	td	lg		no.	yds	td
Sep 12	DUKE	30	75	1	23	20	259	0	55	20	37-0	259	0	55	2	41	0	25	4	27	0	13	334
Sep 19	SOUTH FLA.	33	106	0	42	12	125	0	36	12	29-0	125	0	36	8	129	0	26	0	0	0	0	231
Oct 10	FLORIDA ST.	40	153	2	33	17	252	1	48	17	31-1	252	1	48	4	66	0	28	0	0	0	0	405
Oct 17	LOUISVILLE	23	96	0	28	17	137	1	29	17	22-0	137	1	29	3	68	0	22	0	0	0	0	233
10/24/20	at Pitt	20	44	0	19	12	118	0	33	12	33-3	118	0	33	4	81	0	32	2	-8	0	0	162
Notre Dame		146	474	3	42	78	891	2	55	78	152-4	891	2	55	21	385	0	32	6	19	0	13	1365
Notre Dame		228	1159	15	65	76	1038	6	75	76	129-1	1038	6	75	10	233	0	38	7	91	2	7	2197

Games: 5 • Avg/rush: 3.2 • Avg/catch: 11.4 • Pass effic: 99.63 • KR avg: 18.3 • PR avg: 3.2 • All purpose avg/game: 353.8 • Total offense av

Date	Opponent	Tackles				Sacks	Fumble		Pass Defense			blkd kick	PAT Attempts			off		
		ua	a	total	tfl-yds		no-yds	ff	fr-yds	int-yds	qbh		brup	kick	rush	rcv	saf	t/o
Sep 1	DUKE	48	18	66	5.0-18	3.0-14	0	0-0	1-0	2	0	0	1-1	0	0	0	0	13
Sep 1	SOUTH FLA.	45	18	63	3.0-11	0.0-0	2	0-0	0-0	1	2	0	0-0	0	0	0	0	0
Oct 10	FLORIDA ST.	45	14	59	1.0-1	0.0-0	1	2-0	0-0	3	1	0	2-2	0	0	0	10	26
Oct 17	LOUISVILLE	49	16	65	6.0-24	4.0-21	0	0-0	0-0	0	4	0	1-1	0	0	0	0	7
10/24/	at Pitt	50	28	78	12.0-37	2.0-5	1	0-0	0-0	11	3	0	0-0	0	0	0	0	3
Notre Dame		237	94	331	27.0-91	9.0-40	4	2-0	1-0	17	10	0	4-4	0	0	0	10	49
Notre Dame		194	66	260	41.0-160	12.0-77	2	2-0	4-39	29	22	2	22-22	0	0	0	28	178

Date	Opponent	Punting					Field Goals					Kickoffs						
		no.	yds	avg	long	blkd	tb	fc	50+	i20	md-att	long	blkd	no.	yds	avg	tb	ob
Sep 1	DUKE	6	274	45.7	60	0	0	3	2	4	2-2	30	0	4	258	64.5	0	0
Sep 1	SOUTH FLA.	6	144	24.0	53	1	0	0	1	0	0-0	0	0	1	49	49.0	0	0
Oct 10	FLORIDA ST.	6	264	44.0	51	0	0	3	1	2	2-2	42	0	6	382	63.7	3	0
Oct 17	LOUISVILLE	5	202	40.4	51	0	0	2	1	3	0-1	0	0	2	118	59.0	1	0
10/24/	at Pitt	8	267	33.4	43	1	0	4	0	4	1-1	45	0	2	129	64.5	1	0
Notre Dame		31	1151	37.1	60	2	0	12	5	13	5-6	45	0	15	936	62.4	5	0
Notre Dame		18	751	41.7	53	0	1	7	2	4	6-8	48	0	33	1971	59.7	8	0



**Notre Dame Inside Opponent Red-Zone**

Date	Opponent	Score	Times In RZ	Times Score	Total Pts	Rush TDs	Pass TDs	FGs Made	Failed to score inside RZ						
									FGA	Dow	Int	Fum	Half	Gam	
Sep 12, 202	DUKE	27-13	4	3	17	2	1	1	1	0	0	1	0	0	0
Sep 19, 202	SOUTH FLA.	52-0	7	6	38	5	5	0	1	1	0	0	0	0	0
Oct 10, 202	FLORIDA ST.	42-26	5	4	28	4	2	2	0	0	1	0	0	0	0
Oct 17, 202	LOUISVILLE	12-7	5	3	12	1	1	0	2	0	1	0	0	1	0
10/24/20	at Pitt	45-3	5	4	24	3	2	1	1	0	0	0	0	1	0
Totals			26	20	119	15	11	4	5	1	2	1	0	2	0

20 of 26 (76.9%)

**Opponents Inside Notre Dame Red-Zone**

Date	Opponent	Score	Times In RZ	Times Score	Total Pts	Rush TDs	Pass TDs	FGs Made	Failed to score inside RZ						
									FGA	Dow	Int	Fum	Half	Gam	
Sep 12, 202	DUKE	27-13	3	3	13	1	1	0	2	0	0	0	0	0	0
Sep 19, 202	SOUTH FLA.	52-0	1	0	0	0	0	0	0	0	1	0	0	0	0
Oct 10, 202	FLORIDA ST.	42-26	4	3	16	2	2	0	1	0	0	1	0	0	0
Oct 17, 202	LOUISVILLE	12-7	1	1	7	1	0	1	0	0	0	0	0	0	0
10/24/20	at Pitt	45-3	0	0	0	0	0	0	0	0	0	0	0	0	0
Totals			9	7	36	4	3	1	3	0	1	1	0	0	0

7 of 9 (77.8%)

**3rd-Down Conversions**

Date	Opponent	Score	Overall		1st Qtr		2nd Qtr		3rd Qtr		4th Qtr		Overtime
Sep 12, 202	DUKE	27-13	7-16	43.8	0-3	0.0	2-4	50.0	1-4	25.0	4-5	80.0	
Sep 19, 202	SOUTH FLA.	52-0	8-14	57.1	5-5	100.0	2-3	66.7	0-3	0.0	1-3	33.3	
Oct 10, 202	FLORIDA ST.	42-26	2-7	28.6	0-1	0.0	1-2	50.0	1-3	33.3	0-1	0.0	
Oct 17, 202	LOUISVILLE	12-7	8-14	57.1	2-4	50.0	1-3	33.3	2-2	100.0	3-5	60.0	
10/24/20	at Pitt	45-3	11-18	61.1	3-4	75.0	3-5	60.0	3-4	75.0	2-5	40.0	
Notre Dame			36-69	52.2	10-17	58.8	9-17	52.9	7-16	43.8	10-19	52.6	0-0 0.0
Opponents			14-66	21.2	4-16	25.0	2-17	11.8	4-16	25.0	4-17	23.5	0-0 0.0

**4th-Down Conversions**

Date	Opponent	Score	Overall		1st Qtr		2nd Qtr		3rd Qtr		4th Qtr		Overtime
Sep 12, 202	DUKE	27-13	2-2	100.0	0-0	0.0	1-1	100.0	1-1	100.0	0-0	0.0	
Sep 19, 202	SOUTH FLA.	52-0	2-2	100.0	0-0	0.0	0-0	0.0	1-1	100.0	1-1	100.0	
Oct 10, 202	FLORIDA ST.	42-26	0-1	0.0	0-0	0.0	0-0	0.0	0-0	0.0	0-1	0.0	
Oct 17, 202	LOUISVILLE	12-7	0-1	0.0	0-0	0.0	0-1	0.0	0-0	0.0	0-0	0.0	
10/24/20	at Pitt	45-3	1-1	100.0	0-0	0.0	0-0	0.0	0-0	0.0	1-1	100.0	
Notre Dame			5-7	71.4	0-0	0.0	1-2	50.0	2-2	100.0	2-3	66.7	0-0 0.0
Opponents			5-10	50.0	0-2	0.0	0-0	0.0	2-3	66.7	3-5	60.0	0-0 0.0

**Time of Possession**

Date	Opponent	Score	Overall		1st Qtr		2nd Qtr		3rd Qtr		4th Qtr		Overtime
Sep 12, 202	DUKE	27-13	33:24		4:43		8:43		9:59		9:59		
Sep 19, 202	SOUTH FLA.	52-0	32:27		10:51		7:48		5:30		8:18		
Oct 10, 202	FLORIDA ST.	42-26	27:52		6:07		6:54		8:15		6:36		
Oct 17, 202	LOUISVILLE	12-7	36:15		12:43		9:14		3:54		10:24		
10/24/20	at Pitt	45-3	40:59		10:31		8:36		10:22		11:30		
Notre Dame			Total		170:57		44:55		41:15		38:00		46:47 0:00
			Avg.		34:11		8:59		8:15		7:36		9:21 0:00
Opponents			Total		129:03		30:05		33:45		37:00		28:13 0:00
			Avg.		25:48		6:01		6:45		7:24		5:38 0:00



NOTRE DAME INDIVIDUAL GAME HIGHS

Rushes	25	Kyren Williams vs Louisville (Oct 17, 2020)
Yards Rushing	185	Kyren Williams vs Florida St. (Oct 10, 2020)
TD Rushes	3	Ian Book vs South Fla. (Sep 19, 2020)
Long Rush	65	Kyren Williams vs Florida St. (Oct 10, 2020)
Pass attempts	31	Ian Book vs Duke (Sep 12, 2020)
Pass completions	19	Ian Book vs Duke (Sep 12, 2020)
Yards Passing	312	Ian Book at Pitt (10/24/20)
TD Passes	3	Ian Book at Pitt (10/24/20)
Long Pass	75	Ian Book vs Duke (Sep 12, 2020)
Receptions	5	Tommy Tremble vs Duke (Sep 12, 2020)
	5	Javon McKinley vs Florida St. (Oct 10, 2020)
	5	Michael Mayer at Pitt (10/24/20)
Yards Receiving	107	Javon McKinley vs Florida St. (Oct 10, 2020)
	107	Ben Skowronek at Pitt (10/24/20)
TD Receptions	2	Ben Skowronek at Pitt (10/24/20)
Long Reception	75	Kyren Williams vs Duke (Sep 12, 2020)
Field Goals	2	Jonathan Doerer vs Duke (Sep 12, 2020)
	2	Jonathan Doerer vs Louisville (Oct 17, 2020)
Long Field Goal	48	Jonathan Doerer vs Duke (Sep 12, 2020)
Punts	6	Jay Bramblett vs Duke (Sep 12, 2020)
Punting Avg	43.8	Jay Bramblett vs Duke (Sep 12, 2020)
Long Punt	53	Jay Bramblett vs Duke (Sep 12, 2020)
Punts inside 20	3	Jay Bramblett vs Duke (Sep 12, 2020)
Long Punt Return	7	Matt Salerno vs South Fla. (Sep 19, 2020)
Long Kickoff Return	38	Chris Tyree vs Duke (Sep 12, 2020)
Tackles	9	Jer., Owusu-Koramoah vs Duke (Sep 12, 2020)
Sacks	2.0	Adetokunbo Ogundeji vs Florida St. (Oct 10, 2020)
Tackles For Loss	2.0	Jer., Owusu-Koramoah vs Duke (Sep 12, 2020)
	2.0	Kurt Hinish vs Duke (Sep 12, 2020)
	2.0	Jack Kiser vs South Fla. (Sep 19, 2020)
	2.0	Ehrensberger,Al vs South Fla. (Sep 19, 2020)
	2.0	Bo Bauer vs Florida St. (Oct 10, 2020)
	2.0	Jer., Owusu-Koramoah vs Florida St. (Oct 10, 2020)
	2.0	Adetokunbo Ogundeji vs Florida St. (Oct 10, 2020)
	2.0	Jer., Owusu-Koramoah vs Louisville (Oct 17, 2020)
Interceptions	1	Shaun Crawford vs Florida St. (Oct 10, 2020)
	1	Nick McCloud at Pitt (10/24/20)
	1	Bo Bauer at Pitt (10/24/20)
	1	Jer., Owusu-Koramoah at Pitt (10/24/20)

OPPONENT INDIVIDUAL GAME HIGHS

Rushes	19	Travis,Jordan, vs Florida St. (Oct 10, 2020)
Yards Rushing	96	Travis,Jordan, vs Florida St. (Oct 10, 2020)
TD Rushes	1	Brice, C., vs Duke (Sep 12, 2020)
	1	Webb,La'Damian, vs Florida St. (Oct 10, 2020)
	1	Travis,Jordan, vs Florida St. (Oct 10, 2020)
Long Rush	42	Ford,Johnny, vs South Fla. (Sep 19, 2020)
Pass attempts	37	Brice, C., vs Duke (Sep 12, 2020)
Pass completions	20	Brice, C., vs Duke (Sep 12, 2020)
Yards Passing	259	Brice, C., vs Duke (Sep 12, 2020)
TD Passes	1	Travis,Jordan, vs Florida St. (Oct 10, 2020)
	1	Cunningham,Mali, vs Louisville (Oct 17, 2020)
Long Pass	55	Brice, C., vs Duke (Sep 12, 2020)
Receptions	9	Terry,Tamorrion, vs Florida St. (Oct 10, 2020)
Yards Receiving	146	Terry,Tamorrion, vs Florida St. (Oct 10, 2020)
TD Receptions	1	Terry,Tamorrion, vs Florida St. (Oct 10, 2020)
	1	Ford,Marshon, vs Louisville (Oct 17, 2020)
Long Reception	55	Pancof, E., vs Duke (Sep 12, 2020)
Field Goals	2	Ham, C., vs Duke (Sep 12, 2020)
	2	Fitzgerald,Ryan, vs Florida St. (Oct 10, 2020)
Long Field Goal	45	Kessman, A, at Pitt (10/24/20)
Punts	7	Christodoulou, at Pitt (10/24/20)
Punting Avg	45.7	Wilson, P., vs Duke (Sep 12, 2020)
Long Punt	60	Wilson, P., vs Duke (Sep 12, 2020)
Punts inside 20	4	Wilson, P., vs Duke (Sep 12, 2020)
	4	Christodoulou, at Pitt (10/24/20)
Long Punt Return	13	Blackwell, J., vs Duke (Sep 12, 2020)
Long Kickoff Return	32	Turner, D, at Pitt (10/24/20)
Tackles	13	Montgomery,Mont, vs Louisville (Oct 17, 2020)
Sacks	2.0	Montgomery,Mont, vs Louisville (Oct 17, 2020)
Tackles For Loss	4.0	Dennis, S, at Pitt (10/24/20)
Interceptions	1	Young Iv, L., vs Duke (Sep 12, 2020)

NOTRE DAME TEAM GAME HIGHS

Rushes	50	at Pitt (10/24/20)
Yards Rushing	353	vs Florida St. (Oct 10, 2020)
Yards Per Rush	8.4	vs Florida St. (Oct 10, 2020)
TD Rushes	6	vs South Fla. (Sep 19, 2020)
Pass attempts	33	at Pitt (10/24/20)
Pass completions	19	vs Duke (Sep 12, 2020)
Yards Passing	319	at Pitt (10/24/20)
Yards Per Pass	9.7	at Pitt (10/24/20)
TD Passes	3	at Pitt (10/24/20)
Total Plays	83	at Pitt (10/24/20)
Total Offense	554	vs Florida St. (Oct 10, 2020)
Yards Per Play	8.3	vs Florida St. (Oct 10, 2020)
Points	52	vs South Fla. (Sep 19, 2020)
Sacks By	4	vs Florida St. (Oct 10, 2020)
First Downs	28	at Pitt (10/24/20)
Penalties	7	at Pitt (10/24/20)
Penalty Yards	63	at Pitt (10/24/20)
Turnovers	2	vs Florida St. (Oct 10, 2020)
Interceptions By	3	at Pitt (10/24/20)
Punts	6	vs Duke (Sep 12, 2020)
Punting Avg	43.8	vs Duke (Sep 12, 2020)
Long Punt	53	vs Duke (Sep 12, 2020)
Punts inside 20	3	vs Duke (Sep 12, 2020)
Long Punt Return	7	vs South Fla. (Sep 19, 2020)

OPPONENT TEAM GAME HIGHS

Rushes	40	vs Florida St. (Oct 10, 2020)
Yards Rushing	153	vs Florida St. (Oct 10, 2020)
Yards Per Rush	4.2	vs Louisville (Oct 17, 2020)
TD Rushes	2	vs Florida St. (Oct 10, 2020)
Pass attempts	37	vs Duke (Sep 12, 2020)
Pass completions	20	vs Duke (Sep 12, 2020)
Yards Passing	259	vs Duke (Sep 12, 2020)
Yards Per Pass	8.1	vs Florida St. (Oct 10, 2020)
TD Passes	1	vs Florida St. (Oct 10, 2020)
	1	vs Louisville (Oct 17, 2020)
Total Plays	71	vs Florida St. (Oct 10, 2020)
Total Offense	405	vs Florida St. (Oct 10, 2020)
Yards Per Play	5.7	vs Florida St. (Oct 10, 2020)
Points	26	vs Florida St. (Oct 10, 2020)
Sacks By	4	vs Louisville (Oct 17, 2020)
First Downs	18	vs Duke (Sep 12, 2020)
	18	vs Florida St. (Oct 10, 2020)
Penalties	12	at Pitt (10/24/20)
Penalty Yards	93	at Pitt (10/24/20)
Turnovers	3	at Pitt (10/24/20)
Interceptions By	1	vs Duke (Sep 12, 2020)
Punts	8	at Pitt (10/24/20)
Punting Avg	45.7	vs Duke (Sep 12, 2020)
Long Punt	60	vs Duke (Sep 12, 2020)
Punts inside 20	4	vs Duke (Sep 12, 2020)
	4	at Pitt (10/24/20)
Long Punt Return	13	vs Duke (Sep 12, 2020)



##	PLAYER	GP-GS	DU	USF	FSU	UL	UP
22	Abdur-Rahman, K	1/-	...	XXX	...	...	...
5A	Ademilola, Ja	4/3	XXX	...	START	START	START
1A	Ademilola, Ju	5/-	XXX	XXX	XXX	XXX	XXX
8	Armstrong, J	5/-	XXX	XXX	XXX	XXX	XXX
4	Austin, K	2/-	...	...	XXX	XXX	...
69	Banks, A	5/5	START	START	START	START	START
5B	Bauer, B	5/-	XXX	XXX	XXX	XXX	XXX
84	Bauman, K	2/-	...	XXX	...	...	XXX
2B	Bertrand, J	5/-	XXX	XXX	XXX	XXX	XXX
12	Book, I	5/5	START	START	START	START	START
1J	Botelho, J	4/-	...	XXX	XXX	XXX	XXX
2T	Bracy, T	3/3	START	...	START	START	...
19	Bramblett, J	5/-	XXX	XXX	XXX	XXX	XXX
1B	Brown, D	5/1	XXX	XXX	XXX	XXX	START
14	Carney, J	2/-	...	XXX	...	...	XXX
77	Carroll, Q	1/-	...	...	...	...	XXX
7	Clark, B	1/-	...	...	...	...	XXX
52	Correll, Z	1/-	...	XXX	...	...	...
2C	Crawford, S	5/5	START	START	START	START	START
5C	Cross III, H	5/-	XXX	XXX	XXX	XXX	XXX
3	Davis, A	5/2	START	XXX	XXX	XXX	START
56	Dirksen, J	3/-	XXX	XXX	...	...	XXX
39	Doerer, J	5/-	XXX	XXX	XXX	XXX	XXX
9E	Ehrensberger, Al	1/-	...	XXX	...	...	...
74	Eichenburg, L	5/5	START	START	START	START	START
3E	Ekwonu, O	4/-	...	XXX	XXX	XXX	XXX
20	Flemister, C	4/-	...	XXX	XXX	XXX	XXX
7F	Foskey, I	5/-	XXX	XXX	XXX	XXX	XXX
5F	Franklin, J	2/-	XXX	XXX	...	...	...
76	Gibbons, D	5/-	XXX	XXX	XXX	XXX	XXX
38	Goepferich, D	1/-	...	XXX	...	...	...
50	Gregory, R	1/-	...	XXX	...	...	...
3G	Griffith, H	5/2	XXX	START	START	XXX	XXX
61	Grunhard, C	1/-	...	XXX	...	...	...
72	Hainsey, R	5/5	START	START	START	START	START
1H	Hamilton, K	4/4	START	...	START	START	START
5	Hart, C	4/-	XXX	XXX	...	XXX	XXX
9H	Hayes, D	5/5	START	START	START	START	START
1R	Henderson, R	4/-	...	XXX	XXX	XXX	XXX
41	Hinish, K	5/4	START	START	START	START	XXX
15	Johnson, J	1/-	...	XXX	...	...	...
92	Keanaaina, A	1/-	...	XXX	...	...	...
13	Keys III, L	2/-	XXX	...	XXX	...	...
2K	Kiser, J	4/1	XXX	START	...	XXX	XXX
78	Kraemer, T	5/5	START	START	START	START	START
73	Kristofic, A	2/-	...	XXX	...	...	XXX
5L	Lacey, J	5/-	XXX	XXX	XXX	XXX	XXX



##	PLAYER	GP-GS	DU	USF	FSU	UL	UP
3L	Lamb, J	5/-	XXX	XXX	XXX	XXX	XXX
0	Lenzy, B	4/1	...	XXX	START	XXX	XXX
2L	Lewis, C	5/2	XXX	START	XXX	XXX	START
35	Liufau, M	4/1	START	...	XXX	XXX	XXX
75	Lugg, J	3/-	...	XXX	XXX	XXX	...
87	Mayer, M	5/1	XXX	START	XXX	XXX	XXX
4M	McCloud, N	5/4	START	START	XXX	START	START
88	McKinley, J	5/5	START	START	START	START	START
99	Mills, R	2/-	...	XXX	...	XXX	...
1M	Moala, P	3/-	XXX	XXX	XXX	...	...
21	Offord, C	2/-	...	XXX	XXX	...	...
20	Oghoufo, O	4/-	XXX	...	XXX	XXX	XXX
91	Ogundeji, A	5/5	START	START	START	START	START
60	Owusu-Koramoah	5/5	START	START	START	START	START
55	Patterson, J	5/5	START	START	START	START	START
44	Peitsch, A	1/-	...	XXX	...	...	...
1P	Pryor, I	5/-	XXX	XXX	XXX	XXX	XXX
10	Pyne, D	2/-	...	XXX	...	...	XXX
30	Rittman, J	1/-	...	XXX	...	...	...
11	Rutherford, I	2/-	...	XXX	...	...	XXX
32	Salerno, M	4/-	...	XXX	XXX	XXX	XXX
33	Simon, S	4/3	XXX	...	START	START	START
11	Skowronek, B	4/3	START	...	XXX	START	START
34	Smith, J	1/-	XXX	...	...	...	...
95	Tagovailoa, M	4/3	START	START	...	XXX	START
85	Takacs, G	4/-	XXX	XXX	XXX	...	XXX
24	Tremble, T	5/5	START	START	START	START	START
25	Tyree, C	5/-	XXX	XXX	XXX	XXX	XXX
3V	Velotta, C	1/-	...	XXX	...	...	...
65	Vinson, M	5/-	XXX	XXX	XXX	XXX	XXX
1W	Wallace, K	1/-	...	XXX	...	...	...
82	Watts, X	2/-	...	XXX	XXX	...	...
40	White, D	5/4	START	START	START	START	XXX
18	Wilkins, J	5/-	XXX	XXX	XXX	XXX	XXX
23	Williams, K	5/5	START	START	START	START	START
89	Wright, B	5/3	XXX	START	START	START	XXX