



NOTRE DAME FOOTBALL

GAME TEN

SYRACUSE (1-9, 1-8 ACC) AT #2/2/2 NOTRE DAME (9-0, 8-0 ACC)

THE COACHES

	Head Coach	At School	Overall	vs. Opponent
ND	Brian Kelly	101-37 (11th year) [*]	272-94-2 (30th year) [*]	7-0
SU	Dino Babers	24-34 (Fifth year)	61-50 (Ninth year)	0-2

^{*}-Includes 20 regular-season wins and two postseason appearances vacated under discretionary NCAA penalty

BY THE NUMBERS

.906	QB Ian Book is 29-3 (.906) as a starter, making him one of only two FBS quarterbacks to boast a .900 or above win rate (min. 20 wins), even as Book ranks 12th overall in total QB career starts (32). His 29 wins are tied for third among all FBS quarterbacks.
2	The Irish were ranked No. 2 in the AP Poll beginning November 8, their highest ranking since 2012. Through the Brian Kelly era (11 seasons), the Irish have been ranked in the AP Top 10 at least one week in each of the last seven seasons, and eight of the last nine.
3	Of the five longest regular-season winning streaks in college football history, Notre Dame has single-handedly ended three of those streaks: Oklahoma's 45 (1953-57), Miami's 36 (1985-88) and Clemson's 36 (2017-20).
4	Since the start of 2018, Notre Dame is 32-3 (.914). That rate ranks fourth among all teams who have made an appearance in the College Football Playoff since its inception in 2014. Among those teams, Notre Dame is one of just four teams that have totaled three or fewer losses (Clemson, Alabama, Ohio State) since the start of 2018.
9	Notre Dame's victory over No. 1 Clemson was Notre Dame's ninth win over an AP No. 1 opponent, which ties for second-most all-time (Miami). Only Alabama has more (10).
11	The Irish have won 11-straight ACC home games.
14-0	QB Ian Book is currently 14-0 as a starter in Notre Dame Stadium. A win vs. Syracuse would give him a perfect record at home. He is also 18-0 as a starter against ACC teams.
15	The Irish boast a current win streak of 15 games, the longest among all FBS teams.
16.7	The defense has yielded just 16.7 points/game through the first nine games of the season. That figure ranks tied for third among all Power 5 teams.
17	In the win vs. No. 1 Clemson, K/P Jonathan Doerer matched the Notre Dame record for kicking points in a game (17), which ties for the most kicking points in a single game by any FBS player this season. He made four field goals, matching his previous career high in the 2019 Camping World Bowl vs. Iowa State.
23	Notre Dame has won 23-consecutive games at home, setting the modern-era record for longest home win streak. Only one Power 5 program has a longer streak.
32	Notre Dame has held 32-of-35 opponents during Clark Lea's tenure as defensive coordinator to 30 points or less. That includes ranked opponents LSU, Michigan, Stanford, Virginia Tech, Syracuse, Clemson, Georgia, Virginia, Navy and North Carolina.
34.2	Of the Top 10 rushers in the ACC, which includes Notre Dame's Kyren Williams , the Irish have faced five: Louisville's Javian Hawkins, North Carolina's Javonte Williams and Michael Carter, Clemson's Travis Etienne and Duke's Mataeo Durant. Notre Dame's defense has limited those five Top-10 running backs to an average of 34.2 yards (171 yards total on 57 carries) and just one total touchdown among the five. None of those backs accumulated more than 57 rushing yards. Hawkins, who leads the ACC with 102.8 rushing yards per game, was held to just 51 at Notre Dame. By comparison, against those four teams, Notre Dame's Kyren Williams has averaged 125.8 yards (503 yards total on 90 carries), with a total of eight touchdowns.
38:10	The Irish have only trailed for 38:10 minutes out of a total 540:00 minutes of regulation.
101	Dick Corbett Head Football Coach Brian Kelly notched 101 [^] wins in his Notre Dame career with the victory over North Carolina. His 101 wins pass Lou Holtz to claim sole possession of second all-time in program history in career wins at Notre Dame.
120	Notre Dame has outscored opponents 120-28 in the second quarter this season.

GAME INFORMATION

	Saturday, December 5 2:30 p.m. ET	Notre Dame Stadium Notre Dame, IN Capacity: 77,622 (FieldTurf)
	NBC	Mike Tirico (play-by-play) Tony Dungy (analyst) Kathryn Tappen (sideline)
	Notre Dame Radio Network SiriusXM (Channel 129) 96.1 FM, 101.5 FM & 960 AM (South Bend)	Paul Burmeister (play-by-play) Ryan Harris (analyst) Jack Nolan (reporter)

THE SERIES

Notre Dame leads, 6-3-0

Last meeting: ND 36, Syracuse 3 (11.17.2018)

2020 SCHEDULE (9-0)

Date	ND Rk	Opp Rk	Opponent	Location	TV	Time/Score
Sep. 12	10/10	--/RV	Duke	Notre Dame, IN	NBC	W, 27-13
Sep. 19	7/7	RV/RV	South Florida	Notre Dame, IN	USA	W, 52-0
Oct. 10	5/5		Florida State	Notre Dame, IN	NBC	W, 42-26
Oct. 17	4/4		Louisville	Notre Dame, IN	NBC	W, 12-7
Oct. 24	3/3		at Pitt	Pittsburgh, PA	ABC	W, 45-3
Oct. 31	4/4		at Georgia Tech	Atlanta, GA	ABC	W, 31-13
Nov. 7	4/4	1/1	Clemson	Notre Dame, IN	NBC	W, 47-40
Nov. 14	2/2	--/RV	at Boston College	Chestnut Hill, MA	ABC	W, 45-31
Nov. 27	2/2/2	19/25/23	at North Carolina	Chapel Hill, NC	ABC	W, 31-17
Dec. 5	2/2/2		Syracuse	Notre Dame, IN	NBC	2:30 p.m.
Dec. 12			vs. Wake Forest	Winston-Salem, NC	TBA	TBA

Rankings: CFP/AP/Coaches (current for upcoming opponents, at time of game for past opponents) | All times Eastern

THE TRADITION

7	Heisman Trophy Winners – Angelo Bertelli (1943), John Lujack (1947), Leon Hart (1948), John Lattner (1953), Paul Hornung (1956), John Huarte (1964), Tim Brown (1987)
11	Consensus National Championships: 1924, 1929, 1930, 1943, 1946, 1947, 1949, 1966, 1973, 1977, 1988
13	NFL Hall of Famers – the most of any college football program
21	Different seasons Notre Dame has been selected as the National Champion by at least one poll listed in the NCAA official record book
22	Undefeated regular seasons
52	College Football Hall of Famers – Raghieb Ismail (1988-90) was a 2019 inductee
102	Consensus All-Americans – most recent Julian Love (2018)
938[^]	All-time wins – second in college football history.
.734[^]	All-time winning percentage – the best in college football history.



FOOTBALL STAFF GAME DAY LOCATIONS

Table with 3 columns: Coach, Position, Location. Lists staff members like Brian Kelly, Clark Lea, Tommy Rees, etc.

Note: Regular season locations; may be subject to change

FOOTBALL ATHLETIC COMMUNICATIONS STAFF

Table with 3 columns: Role, Name, Contact Info. Lists Assistant Athletics Director/Football Communications, etc.



Katy Lonergan



Claire Kramer



Matt Paras

BRIAN KELLY WEEKLY AVAILABILITY

Table with 3 columns: Day, Activity, Location/Time. Lists availability for Monday, Thursday, and Saturday.

STUDENT-ATHLETE WEEKLY AVAILABILITY

Table with 3 columns: Day, Activity, Location/Time. Lists availability for Monday and Saturday.

MEDIA INFORMATION

GAME CREDENTIALS

- All requests for working press and broadcast credentials for Notre Dame's 2020 home football games must be made through the online credential form at UND.com/credentials.

CREDENTIAL DISTRIBUTION

- Media credentials will neither be mailed nor will be available for early pickup. Credentials will ONLY be distributed on game day at the Hammes Auditorium.

PARKING

- Parking passes will be electronic for the 2020 season. All media members attending this season will have a parking pass for an assigned lot near the stadium.

BRIAN KELLY AVAILABILITY

- Dick Corbett Head Football Coach Brian Kelly will conduct a weekly press conference at noon ET each Monday via zoom.

STUDENT-ATHLETE INTERVIEWS

- Interviews with student-athletes will occur on Tuesday after practice via Zoom. Interview requests for student-athletes must be submitted to Katy Lonergan and Claire Kramer by Noon ET the Sunday before the proposed interview.

POST-GAME INTERVIEWS

- Post-game interviews for both head coaches and Notre Dame players will be held over zoom. Requests for student-athlete interviews should be submitted by the eight-minute mark of the fourth quarter to Katy Lonergan.

STATISTICAL SERVICES

- All media members will be provided with access to game notes via UND.com. At the quarter breaks and halftime, quickie stats and drive charts will be distributed via email.

COLLEGEPRESSBOX.COM

- CollegePressBox.com has Notre Dame contact information, weekly team and opponent game notes, stats, depth charts and complete final game books along with complete media guide.

UND.COM/PRESSBOX

- All Notre Dame football information is available on the official athletics department website of the University of Notre Dame, UND.com.



Table with 7 columns: No., Name, Pos., Ht., Wt., Cl., Elg., Hometown/High School. Lists 100 players with their stats and backgrounds.

Table with 7 columns: No., Name, Pos., Ht., Wt., Cl., Elg., Hometown/High School. Lists 100 players with their stats and backgrounds.

Note: Class years are academic enrollment; Eligibility is seasons remaining entering year (all listed for fall of 2020)

Table with 4 columns: Name, Abbreviation, Name, Abbreviation. Shows alternate abbreviations for the first 100 players.

Table with 4 columns: Name, Abbreviation, Name, Abbreviation. Shows alternate abbreviations for the second 100 players.



No.	Name	Pos.	Ht.	Wt.	Cl.	Elg.	Hometown/High School
0	Braden Lenzy	WR	5-11 3/8	181	Jr.	3	Tigard, OR/Tigard Senior
3	Avery Davis	WR	5-11	202	Sr.	2	Cedar Hill, TX/Cedar Hill
3	Houston Griffith	S	5-11 3/4	204	Jr.	2	Chicago, IL/IMG Academy (FL)
4	Kevin Austin Jr.	WR	6-2	215	Jr.	3	Ft. Lauderdale, FL/North Broward Prep
4	Nick McCloud	CB	6-0 1/2	192	Gr.	1	Rock Hill, SC/South Pointe/NC State
5	Cam Hart	CB	6-2 1/2	207	So.	4	Baltimore, MD/Good Counsel
6	Jeremiah Owusu-Koramoah	LB	6-1 1/2	215	Sr.	2	Hampton, VA/Bethel
7	Brendan Clark	QB	6-1 1/2	212	So.	4	Midlothian, VA/Manchester
7	Isaiah Foskey	DL	6-4 7/8	257	So.	4	Antioch, CA/De La Salle
8	Jafar Armstrong	WR	6-0 3/4	220	Sr.	2	Lee's Summit, MO/Bishop Miege
9	Daelin Hayes	DL	6-3 3/4	258	Gr.	1	Belleville, MI/Skyline
10	Isaiah Pryor	S	6-1 1/2	204	Gr.	2	Lawrenceville, GA/Archer/Ohio State
10	Drew Pyne	QB	5-11 1/2	194	Fr.	4	New Canaan, CT/New Canaan
11	Ramon Henderson	CB	6-1	189	Fr.	4	Bakersfield, CA/Liberty
11	Ben Skowronek	WR	6-2 7/8	220	Gr.	1	Fort Wayne, IN/Homestead/Northwestern
12	Ian Book	QB	6-0 1/2	206	Gr.	1	El Dorado Hills, CA/Oak Ridge
12	DJ Brown	S	6-0 3/4	194	Jr.	3	Annapolis, MD/St. John's College
13	Lawrence Keys III	WR	5-10 3/8	173	Jr.	3	New Orleans, LA/McDonogh 35
13	Paul Moala	LB	5-11 1/2	224	Jr.	2	Mishawaka, IN/Penn
14	J.D. Carney	QB	5-10	180	Sr.	2	San Diego, CA/Cathedral Catholic
14	Kyle Hamilton	S	6-4	219	So.	3	Atlanta, GA/Marist School
15	Jordan Johnson	WR	6-1 1/2	195	Fr.	4	St. Louis, MO/Desmet Jesuit
15	Isaiah Rutherford	CB	6-0 1/2	193	So.	4	Sacramento, CA/Jesuit
16	Cameron Ekanayake	RB	6-0	200	Sr.	2	Niles, MI/Edwardsburg
16	KJ Wallace	S	5-10 1/4	189	So.	4	Atlanta, GA/The Lovett School
17	Jordan Botelho	DL	6-2 1/2	248	Fr.	4	Honolulu, HI/Saint Louis
17	Cole Capen	QB	6-4 1/2	227	Jr.	3	Yorba Linda, CA/Orange Lutheran
18	Nana Osafo-Mensah	DL	6-3 1/8	249	So.	4	Fort Worth, TX/Nolan Catholic
18	Joe Wilkins Jr.	WR	6-1 1/2	190	Jr.	3	North Fort Myers, FL/North Fort Myers
19	Justin Ademilola	DL	6-1 3/4	248	Jr.	3	Jackson, NJ/St. Peter's Prep
19	Jay Bramblett	P	6-1 1/2	193	So.	3	Tuscaloosa, AL/Hillcrest
20	Shaun Crawford	S	5-9 1/8	180	Gr.	1	Lakewood, OH/St. Edward
20	C'Bo Flemister	RB	5-11 1/4	201	Jr.	3	Williamson, GA/Pike County
21	Caleb Offord	CB	6-1	184	Fr.	4	Southaven, MS/Southaven
22	Kendall Abdur-Rahman	WR	5-11 1/2	190	So.	4	Edwardsville, IL/Edwardsville
23	Litchfield Ajavon	S	6-0 1/2	198	So.	4	Baltimore, MD/Episcopal
23	Kyren Williams	RB	5-9	195	So.	4	St. Louis, MO/St. John Vianney
24	Jack Kiser	LB	6-1 1/2	227	So.	4	Royal Center, IN/Pioneer
24	Tommy Tremble	TE	6-4	248	Jr.	3	Johns Creek, GA/Wesleyan
25	Chris Tyree	RB	5-9 1/2	188	Fr.	4	Chester, VA/Thomas Dale
25	John Mahoney	S	6-0	207	Sr.	2	West Des Moines, IA/Valley
26	Leo Albano	WR	6-1	219	Jr.	3	Charleston, SC/Bishop England
26	Clarence Lewis	CB	5-11 1/2	192	Fr.	4	Edison, NJ/Mater Dei
27	JD Bertrand	LB	6-1	228	So.	4	Alpharetta, GA/Blessed Trinity
27	Chase Ketterer	QB	5-11 1/2	194	Fr.	4	New Carlisle, IN/New Prairie
28	TaRiq Bracy	CB	5-10 1/8	180	Jr.	2	Milpitas, CA/Milpitas
28	Griffin Eifert	WR	6-0 1/2	195	Fr.	4	Fort Wayne, IN/Bishop Dwenger
29	Ovie Oghoufo	DL	6-3	240	Jr.	3	Lathrup Village, MI/Harrison
30	Jake Rittman	P	6-2 1/4	197	Jr.	3	Lawrence, KS/Free State
30	Chris Velotta	S	5-8 7/8	194	So.	4	Cleveland, OH/St. Ignatius
31	Jack Lamb	LB	6-3 3/4	230	Jr.	3	Temecula, CA/Great Oak
32	Patrick Pelini	S	6-1	190	Sr.	2	Youngstown, OH/Cardinal Mooney
32	Matt Salerno	WR	6-0 3/8	196	Jr.	3	Valencia, CA/Crespi Carmelite
33	Shayne Simon	LB	6-2 3/4	230	Jr.	2	West Orange, NJ/St. Peter's Prep
34	Osita Ekwonu	LB	6-0 3/4	236	So.	4	Charlotte, NC/Providence Day School
35	Marist Liufau	LB	6-2 1/4	226	So.	4	Kalihi, HI/Punahou

No.	Name	Pos.	Ht.	Wt.	Cl.	Elg.	Hometown/High School
36	Eddie Scheidler	S	5-9 1/2	184	So.	4	Lake Forest, IL/Lake Forest
37	Henry Cook	WR	5-10	175	Fr.	4	Shaker Heights, OH/St. Ignatius
37	Chase Love	S	6-0 1/4	197	Jr.	2	Chicago Heights, IL/Marian Catholic
38	Dawson Goepferich	K/P	6-2	200	Gr.	1	Holt, MO/Kearney/Brown
39	Jonathan Doerer	K/P	6-3	197	Sr.	1	Charlotte, NC/South Mecklenburg
40	Drew White	LB	6-0 1/4	227	Sr.	2	Boca Raton, FL/St. Thomas Aquinas
41	Kurt Hinish	DL	6-1 3/4	296	Sr.	1	Pittsburgh, PA/Central Catholic
43	Greg Mailey	WR	6-1	203	Jr.	3	Hudson, OH/Hudson
43	Marcus Thorne	CB	6-0 7/8	199	Jr.	3	Washington, IN/Washington
44	Alex Peitsch	LS	6-1 1/2	208	Fr.	4	Ellicott City, MD/St. John's College
46	Axel Raarup	LS	6-0 1/2	202	Jr.	2	Mendota Heights, MN/St. Thomas Academy
48	Xavier Lezynski	TE	6-1 3/4	213	Gr.	2	Newtown, PA/Notre Dame (NJ)
49	Jack Henige	TE	6-5	238	Sr.	2	Hinsdale, IL/Fenwick
50	Reed Gregory	LB	6-0	210	Sr.	2	Morristown, NJ/Delbarton
52	Bo Bauer	LB	6-2 3/4	230	Jr.	2	Harborcreek, PA/Cathedral Prep
52	Zeke Correll	OL	6-3	295	So.	4	Cincinnati, OH/Anderson
53	Quinn Murphy	OL	6-5 1/4	308	So.	4	Duxbury, MA/Duxbury
54	Jacob Lacey	DL	6-1 3/8	293	So.	3	Bowling Green, KY/South Warren
55	Jarrett Patterson	OL	6-4 1/2	305	Jr.	3	Laguna Hills, CA/Mission Viejo
56	Howard Cross III	DL	6-0 7/8	275	So.	3	Paramus, NJ/Saint Joseph Regional
56	John Dirksen	OL	6-5 1/2	306	Jr.	3	Maria Stein, OH/Marion Local
57	Jaysan Ademilola	DL	6-3	279	Jr.	2	Jackson, NJ/St. Peter's Prep
61	Colin Grunhard	C	6-0 1/2	290	Sr.	1	Mission, KS/Bishop Miege
62	Brennan Wicks	OL	6-5	280	Fr.	4	Forestville, MD/Bishop McNamara
64	Max Siegel II	OL	6-1 3/4	285	Jr.	3	Fishers, IN/Brebeuf Jesuit
65	Michael Vinson	LS	6-2	226	Jr.	3	Winnetka, IL/New Trier
68	Michael Carmody	OL	6-5 1/2	300	Fr.	4	Mars, PA/Mars Area
69	Aaron Banks	OL	6-5 3/4	330	Sr.	2	Alameda, CA/El Cerrito
70	Hunter Spears	OL	6-3 3/4	304	So.	4	Garland, TX/Sachse
72	Robert Hainsey	OL	6-4 3/4	290	Sr.	1	Pittsburgh, PA/IMG Academy (FL)
73	Andrew Kristofc	OL	6-5 1/4	292	So.	4	Gibsonia, PA/Pine-Richland
74	Liam Eichenberg	OL	6-6 1/8	302	Gr.	1	Cleveland, OH/Saint Ignatius
75	Josh Lugg	OL	6-6 7/8	310	Sr.	2	Wexford, PA/North Allegheny Senior
76	Dillan Gibbons	OL	6-4	309	Sr.	2	Clearwater, FL/Clearwater Central Catholic
77	Quinn Carroll	OL	6-6 3/8	306	So.	4	Edina, MN/Edina
78	Tommy Kraemer	OL	6-5 3/8	317	Gr.	1	Cincinnati, OH/Elder
79	Tosh Baker	OL	6-8	300	Fr.	4	Scottsdale, AZ/Pinnacle
80	Micha Jones	WR	6-4 1/2	219	Jr.	3	Gurnee, IL/Warren
81	Jay Brunelle	WR	6-1 1/2	199	Fr.	4	Paxton, MA/Saint John's
82	Xavier Watts	WR	5-11 3/4	199	Fr.	4	Omaha, NE/Harry A. Burke
83	Charlie Selna	TE	6-6 1/8	240	Fr.	4	Atherton, CA/Sacred Heart Prep
84	Kevin Bauman	TE	6-4 1/2	240	Fr.	4	Red Bank, NJ/Red Bank Catholic
85	George Takacs	TE	6-6	245	Jr.	3	Naples, FL/Gulf Coast
86	Conor Ratican	WR	5-11 1/2	179	So.	4	Granger, IN/St. Joseph
87	Michael Mayer	TE	6-4 1/2	249	Fr.	4	Independence, KY/Covington Catholic
88	Javon McKinley	WR	6-2	215	Gr.	1	Corona, CA/Centennial
89	Brock Wright	TE	6-4 1/2	255	Sr.	1	Cypress, TX/Cy-Fair
91	Adetokunbo Ogundeji	DL	6-4 3/4	268	Gr.	1	West Bloomfield, MI/Walled Lake Central
92	Aidan Keanaaina	DL	6-3	312	Fr.	4	Brighton, CO/J.K. Mullen
93	Zane Heemsoth	DL	6-5	240	So.	4	Elmhurst, IL/York
94	Giovanni Ghilotti	DL	6-4 7/8	224	Fr.	4	Greenbrae, CA/Marin Catholic
95	Myron Tagovailoa-Amosa	DL	6-2 1/2	282	Sr.	2	Ewa Beach, HI/Kapole
98	Alexander Ehrensberger	DL	6-6 7/8	252	Fr.	4	Dusseldorf, Germany/Theodor-Fliedner
98	Harrison Leonard	K/P	5-10 3/8	196	So.	4	Jamestown, RI/Avon Old Farms School
99	Rylie Mills	DL	6-5 1/8	273	Fr.	4	Lake Bluff, IL/Lake Forest

Note: Class years are academic enrollment; Eligibility is seasons remaining entering year (all listed for fall of 2020)

Kendall Abdur-Rahman	ab-DUR RAH-men	Jonathan Doerer	DOOR-er	Kurt Hinish	HI-nish	Adetokunbo Ogundeji	"ah-DAY"O-gun-day-gee
Jaysan Ademilola	add-ah-ME-oh-la	Liam Eichenberg	ike-EN-burg	Isaiah Foskey	Foss key	Nana Osafo-Mensah	nah-nah oh-SAH-fo MEN-suh
Justin Ademilola	add-ah-ME-oh-la	Alex Ehrensberger	Air-ens-ber-ger	Giovanni Ghilotti	Gio-vahnni Juh-lot-ee	Jeremiah Owusu-Koramoah	oh-WOO-sue COR-ah-MO-uh
Litchfield Ajavon	adge-AH-von	Cameron Ekanayake	eck-uh-NY-uh-kuh	Aidan Keanaaina	Kay-aw-nah-eye-nah	Alex Peitsch	Pie-tsich
Leo Albano	al-BAHN-o	Osita Ekwonu	oh-SEE-tuh e-KWAN-ooo	Andrew Kristofc	kris-TAH-fik	George Takacs	tak-ISS
Kevin Bauman	Bow-man	C'Bo Flemister	SEE-bo	Marist Liufau	lee-UH-fow	Myron Tagovailoa-Amosa	tounge-uh-vai-LO-uah uh-MOE-suh
TaRiq Bracy	tuh-Rique	Dawson Goepferich	Gah-frich	Michael Mayer	Mayor		
Jay Brunelle	Brew-nell	Daelin Hayes	DAY-lin	Javon McKinley	ja-VON		
Cole Capen	Cape-un	Ramon Henderson	RAH-moan	Paul Moala	mo-ALA		
Zeke Correll	Core-ell	Jack Henige	Hen-uh-gee	Ovie Oghoufo	uh-GO-fu		

NOTRE DAME OFFENSE

Pos.	No.	Name	Ht.	Wt.	Class	Elig.*
WR	11	Ben Skowronek	6-3	224	Gr.	1
	18	Joe Wilkins Jr.	6-1 ½	190	Jr.	3
WR	3	Avery Davis	5-11	202	Sr.	2
	18	Joe Wilkins Jr.	6-1 ½	190	Jr.	3
LT	74	Liam Eichenberg	6-6 ¾	302	Gr.	1
	73	Andrew Kristofic	6-5 ¾	292	So.	4
LG	69	Aaron Banks	6-5 ¾	330	Sr.	2
	76	Dillan Gibbons	6-4	309	Sr.	2
C	52	Zeke Correll	6-3	295	So.	4
	75	Josh Lugg	6-6 ¾	310	Sr.	2
RG	75	Josh Lugg	6-6 ¾	310	Sr.	2
	56	John Dirksen	6-5 ½	306	Jr.	3
RT	72	Robert Hainsey	6-4 ¾	290	Sr.	1
	77	Quinn Carroll	6-6 ¾	306	So.	4
TE	89	Brock Wright	6-4 ½	255	Sr.	1
	24	Tommy Tremble	6-4	248	Jr.	3
or	85	George Takacs	6-6	245	Jr.	3
	87	Michael Mayer	6-5	235	Fr.	4
WR	88	Javon McKinley	6-2	215	Gr.	1
	8	Jafar Armstrong	6-0 ¾	220	Sr.	2
QB	12	Ian Book	6-0 ½	206	Gr.	1
	7	Brendon Clark	6-1 ¾	212	So.	4
RB	23	Kyren Williams	5-9	194	So.	4
	25	Chris Tyree	5-9 ½	188	Fr.	4
or	20	C'Bo Flemister	5-11 ¼	201	Jr.	3

NOTRE DAME DEFENSE

Pos.	No.	Name	Ht.	Wt.	Class	Elig.*
DE	9	Daelin Hayes	6-3 ¾	270	Gr.	1
	29	Ovie Oghoufo	6-3	240	Jr.	3
or	7	Isaiah Foskey	6-4 ¾	257	So.	4
DT	95	Myron Tagovailoa-Amosa	6-2 ½	282	Sr.	2
	99	Rylie Mills	6-5 ½	273	Fr.	4
NG	41	Kurt Hinish	6-1 ¾	296	Sr.	1
	54	Jacob Lacey	6-1 ¾	293	So.	3
or	56	Howard Cross III	6-0 ¾	275	So.	3
DE	91	Adetokunbo Ogundeji	6-4 ¾	268	Gr.	1
	19	Justin Ademilola	6-1 ¾	248	Jr.	3
or	7	Isaiah Foskey	6-4 ¾	257	So.	4
BUCK	33	Shayne Simon	6-2 ¾	230	Jr.	2
or	35	Marist Liufau	6-2 ¼	226	So.	4
or	24	Jack Kiser	6-1 ¾	227	So.	4
MIKE	40	Drew White	6-0 ¼	227	Sr.	2
	52	Bo Bauer	6-2 ¾	230	Jr.	2
ROV	6	Jeremiah Owusu-Koramoah	6-1 ½	215	Sr.	2
	10	Isaiah Pryor	6-1 ½	204	Gr.	2
CB	4	Nick McCloud	6-0 ½	192	Gr.	1
	5	Cam Hart	6-2 ½	207	So.	4
FS	14	Kyle Hamilton	6-4	219	So.	3
	12	DJ Brown	6-0 ¾	194	Jr.	3
SS	20	Shaun Crawford	5-9 ½	180	Gr.	1
	3	Houston Griffith	5-11 ¾	204	Jr.	2
CB	16	KJ Wallace	5-10 ¼	189	So.	4
	26	Clarence Lewis	5-11 ½	192	Fr.	4
	28	TaRiq Bracy	5-10 ¾	180	Jr.	2

NOTRE DAME SPECIAL TEAMS

Pos.	No.	Name	Ht.	Wt.	Class	Elig.*
KO	39	Jonathan Doerer	6-3	197	Sr.	1
	38	Dawson Goepferich	6-2	200	Gr.	1
PK	39	Jonathan Doerer	6-3	197	Sr.	1
	38	Dawson Goepferich	6-2	200	Gr.	1
P	19	Jay Bramblett	6-1 ½	193	So.	3
	38	Dawson Goepferich	6-2	200	Gr.	1
LS	65	Michael Vinson	6-2	226	Jr.	3
	44	Alex Peitsch	6-1 ½	208	Fr.	4

NOTRE DAME SPECIAL TEAMS

Pos.	No.	Name	Ht.	Wt.	Class	Elig.*
HLD	19	Jay Bramblett	6-1 ½	193	So.	3
	14	J.D. Carney	5-10	180	Sr.	2
PR	32	Matt Salerno	6-0 ¾	196	Jr.	3
or	13	Lawrence Keys III	5-10 ¾	173	Jr.	3
KR	25	Chris Tyree	5-9 ½	188	Fr.	4
	8	Jafar Armstrong	6-0 ¾	220	Sr.	2

**Indicates years of eligibility remaining entering the 2020 season (class indicates academic year)*



NOTRE DAME STADIUM

- In its 91st season as the home of Fighting Irish Football, Notre Dame boasts a 361-114-5 (.757) record in Notre Dame Stadium.



HOME FIELD WIN STREAK

- Notre Dame has won 23-straight games at home dating back to Sept. 30, 2017, starting with a victory over Miami (Ohio) and extending to the 2020 win over Clemson (47-40).
- It continues the modern-era record for longest home winning streak for the Irish (28-straight from 1942-50). With the 52-0 shutout of South Florida, the Irish topped the previous modern streak of 19-straight from 1987-90.
- Clemson is the only Power 5 program that boasts a home streak of more than 23 games:

School	Home Winning Streak
Clemson	28
NOTRE DAME	23
Ohio State	23

- With a win over Syracuse, the Irish can complete an undefeated home slate for the third-consecutive season, after two-straight perfect home seasons in 2018-19.
- Notre Dame has not achieved three-straight undefeated home seasons since 1987-89.
- Football student-athletes who are true seniors currently boast a 24-1 record at Notre Dame Stadium entering the Syracuse game, since beginning their Irish careers in 2017.

BEATING NO. 1 AT HOME

- The last two times the Irish have played at Notre Dame Stadium as a top-five team against a No. 1 program, the Irish are undefeated (1993 vs. Florida State and 2020 vs. Clemson).
- Attendance at Notre Dame Football games in 2020 will be limited to 20 percent or less of Notre Dame Stadium's normal capacity. Tickets for the Syracuse game were made available to University of Notre Dame Faculty and Staff.
- All attendees will be required to wear masks and practice physical distancing. Tailgating will not be permitted. Mobile ticketing will be used.

2020 MAN

TAKING ON THE BEST

- Notre Dame's victory over No. 1 Clemson was Notre Dame's ninth win over an AP No. 1 opponent, which ties for second-most all-time (Miami). Only Alabama has more (10).
- The matchup with Clemson was the first game for the Irish against the No. 1 team in the Brian Kelly era. Notre Dame has played one other Top 10 team at home in that span: No. 8 ND winning 38-17 over No. 7 Stanford (2018).
- Notre Dame has won six of the last seven games when playing No. 1 as a top-five team.
- Notre Dame's 47 points vs. Clemson are the most an Irish team has ever scored against a No. 1 opponent.
- Of the five longest regular-season winning streaks in college football history, Notre Dame has single-handedly ended three of those streaks: Oklahoma's 45 (1953-57), Miami's 36 (1985-88) and Clemson's 36 (2017-20).
- Since the start of 2018, Notre Dame is 32-3 (.914). That rate ranks fourth among all teams who have made an appearance in the College Football Playoff since its inception in 2014.
- Among those teams, Notre Dame is one of just four teams that have totaled three or fewer losses since the beginning of 2018.

School	Record Since 2018	Win Pct.
Clemson	37-2	.949
Alabama	33-2	.943
Ohio State	30-2	.938
NOTRE DAME	32-3	.914
Oklahoma	30-6	.833
Georgia	29-7	.806
LSU	28-7	.800
Oregon	24-7	.774
Washington	21-9	.700
Michigan State	16-15	.516
Florida State	13-20	.394

WELCOME TO THE CLUB

- For the first time in the 132-year history of the Notre Dame Football Program, the Fighting Irish are playing the 2020 football season as members of the Atlantic Coast Conference (131 years were spent as an independent. The 132nd season is the first in the ACC). Each ACC squad will play 10 conference games, in addition to one non-conference matchup, to complete a modified 11-game schedule. The two squads with the best records will face off in the ACC Championship in December.
- In the ACC Preseason Order of Finish, the Irish were ranked second behind Clemson, who entered the season as the top-ranked team in the nation. On Nov. 7, Notre Dame beat Clemson at Notre Dame Stadium (47-40, 20T)
- In a partnership that began in 2014, Notre Dame and the ACC agreed to schedule the Irish to play, on average, five ACC opponents each season. Originally scheduled through the 2025 season, the games have now been scheduled through the 2037 campaign.

- Notre Dame is 31-7 (.816) against ACC opponents since the scheduling agreement began during the 2014 season, and including 2020 play as a conference member (See page 19 for complete list of games under this agreement).

2020 CAPTAINS

- Dick Corbett Head Football Coach Brian Kelly announced five team captains for Notre Dame's 2020 football campaign this fall. They include returning 2019 captains QB Ian Book and OL Robert Hainsey, as well as first-time captains S Shaun Crawford, DL Daelin Hayes and DL Adetokunbo Ogundeji.
- Book and Hainsey earn the role as rare two-time captains, just the 23rd and 24th Notre Dame players in the program's 131-season history to ever serve multiple seasons as a team captain. More than 200 players have served in the captain role for Irish Football.

IRISH IN THE POLLS

- The Irish were ranked No. 2 in the AP Poll beginning November 8, their highest ranking since 2012.
- Through the Brian Kelly era (11 seasons), the Irish have been ranked in the AP Top 10 at least one week in each of the last seven seasons, and eight of the last nine.
- The Irish have been ranked in the AP Top 10 for their first game in November in five of the seven seasons of the College Football Playoff's existence, within striking distance of a playoff spot.
- Notre Dame has been ranked in the AP Top 25 for 58-consecutive weeks, the longest such streak for the Irish since the 1994 season (124 weeks).

Notre Dame - Consecutive Weeks Appearing in the AP Poll	Seasons
124	1987-1994
97	1969-1975
75	1942-1950
58	2017-2020
46	1952-1956
41	1964-1967

- The 58-week run currently ranks fourth among all FBS active streaks, which do not include teams who were not listed in the initial AP polls at the beginning of the season (Big Ten and Pac-12).

Team	Weeks	Seasons
Alabama	209	2008-20
Clemson	98	2014-20
Georgia	62	2017-20
NOTRE DAME	58	2017-20
Florida	41	2018-20
Cincinnati	24	2019-20



SYRACUSE - THE LAST TIME

- **November 17, 2018 - Notre Dame 36, Syracuse 13:** It was the Irish defense that made the biggest statement in No. 3 Notre Dame's 36-3 victory over No. 12 Syracuse in their Shamrock Series showdown, as they stymied a Syracuse attack that had averaged 44.4 points and 482.2 yards per game entering the contest, holding the Orange (8-3) to a mere field goal — scored with 10 seconds remaining in the game — and 234 yards. Syracuse had scored in all but two non-consecutive quarters all season.
- The Irish defense tallied three interceptions, two from free safety **Alohi Gilman** and one from strong safety **Jalen Elliott**, which ultimately resulted in 10 points. The unit also registered six sacks, two by linebacker **Drue Tranquill**, and 11 TFL. Linebacker **Te'von Coney** racked up a team-leading 12 tackles, followed by Gilman's eight and Tranquill's seven.
- **Ian Book** went 23-for-37 for 292 yards and two touchdowns, while junior receiver **Chase Claypool** hauled in six passes for 98 yards and a touchdown. **Dexter Williams** led the Irish rushing attack, amassing 83 all-purpose yards (74 rushing) with both receiving and rushing touchdowns.

SERIES HISTORY

SYRACUSE (6-3-0)**H: 2-1-0; A: 1-1-0; N: 3-1-0****Brian Kelly Era: 3-0**

Location (BK Era)	Year	Score
MetLife Stadium	2014	ND 31, SU 15
MetLife Stadium	2016	ND 50, SU 33
Yankee Stadium	2018	ND 36, SU 3

SYRACUSE CONNECTIONS

- Notre Dame Bob Hinton Defensive Coordinator/Linebackers coach **Clark Lea** served as the linebackers coach at Syracuse from 2013-15. He also overlapped with Syracuse head coach **Dino Babers** at UCLA in 2006
- Irish cornerbacks coach **Mike Mickens** held the same role at Bowling Green from 2014-17, overlapping with then Bowling Green head coach and current Syracuse head coach **Babers** from 2014-15.
- Irish special teams coordinator/recruiting coordinator **Brian Polian** hails from Buffalo, New York.

THE BOOK OF IAN

- Grad student QB **Ian Book's** return as the starter in 2020 marks the first time the Irish have entered a season with a quarterback boasting at least two seasons of majority of games started (23-of-26 games from 2018-19) since Jimmy Clausen in 2009 (22-of-25 games from 2007-08).
- Book is 29-3 (.906) as a starter, which ranks second nationally among all FBS quarterbacks (min. 20 wins), even as Book ranks 12th overall in total QB career starts (32). His 29 wins are T-third among all FBS quarterbacks.

Player	Team	QB Win Pct.
Trevor Lawrence	Clemson	97.0(32-1)
IAN BOOK	NOTRE DAME	90.6 (29-3)
Desmond Ridder	Cincinnati	87.9 (29-4)
Zac Thomas	Appalachian State	85.7 (30-5)
McKenzie Milton	UCF	81.8 (27-6)
Brady White	Memphis	73.0 (27-10)
Brock Purdy	Iowa State	70.0 (21-9)
Kellen Mond	Texas A&M	68.3 (28-13)
Shane Buechele	SMU	64.3 (27-15)

- Book has totaled 237-consecutive passing attempts without an interception, tied for the longest among all FBS QBs:

Player	Team	Consecutive completions w/o INT
IAN BOOK	NOTRE DAME	237
Tyrrell Pigrome	Western Kentucky	237
Sam Hartman	Wake Forest	234
Jayden Daniels	Arizona State	180
Jarret Doege	West Virginia	173


- Book's 237-consecutive attempts without an interception is the longest such streak in Notre Dame quarterback history. The next closest in Irish QB history is Brady Quinn's 226 (Michigan State-Army, 2006).
- With a win Saturday, Book can complete a perfect record as a starting quarterback in Notre Dame Stadium. Book is currently 14-0 as a starter at home. Tony Rice posted a 16-0 record (1987-89), Joe Theismann went 11-0-1 (1968-70) and John Lujack was 9-0 (1943, 46-47).

THE CHAPTERS

- With the win over North Carolina, Book moved into a tie for most wins all-time (29) by an Irish starting quarterback, also moving into second all-time in career passing yards (8,215), passing Jimmy Clausen (8,148).
- In the 31-17 win at North Carolina, Book went 23-of-33 for 279 yards and a touchdown (Zero INTs, 53-yard long), adding eight rushes for 48 yards. He posted a season-long 33-yard run against the Tar Heels, the longest run by a starting quarterback in the ACC last week.
- The graduate student quarterbacked the Irish to four touchdown drives of at least 75 yards against the Tar Heels, including a season-long scoring drive of 97 yards.
- Book led the Irish to 478 yards of total offense against a UNC defense that entered the game allowing 413.6 yards

of offense per game.

- Book went 20-of-27 for 283 yards and three touchdowns in the 45-31 win over Boston College. Posting zero sacks and zero interceptions, he also added 10 rushes for 85 yards and a touchdown, leading the team in rushing yards.
- With a 74.1 completion PCT., Book led all ACC quarterbacks on the weekend. He was also the only ACC quarterback not to take a sack on the weekend (among eligible QBs).
- His 10.48 yards/attempt were the second-most in the ACC for the week. Book's 198.8 passer rating ranked sixth on the weekend among all FBS quarterbacks.
- Accounting for four touchdowns (three passing, one rushing), Book's game marked the first time a Notre Dame player has been responsible for four or more touchdowns in a single game since he did it at Stanford in 2019.
- Taking down No. 1 Clemson in double-overtime, Book was awarded the game ball for a performance in which he completed 22 passes for 310 yards and a touchdown, also rushing 14 times for 67 yards.
- His 310 passing yards came against the then second-ranked passing defense in the ACC (behind Notre Dame) in Clemson (allowed 174.9 avg./game entering the game), marking the eighth 300-yard game of his career. He now ranks third all-time in 300-yard passing games among all Irish QBs, passing offensive coordinator Tommy Rees (7).
- Book went 5-for-5 to start the game, not throwing his first incompletion until 13:20 remained in the second quarter.
- His 67 rushing yards alone outpaced the entire Clemson offense, which posted 34 rushing yards.
- Thirteen of Book's 22 completions were for gains of 10 yards or more, and four gained 28 yards or more. Six of Book's completions resulted in successful third-down conversions.
- In the game at Georgia Tech, Book completed 18 passes for 199 yards and a touchdown, while also rushing for 46 yards. Three of his rushes resulted in first downs, and two of those first-down runs were 13 yards or longer.
- Book was named to the Davey O'Brien Great 8 List for his performance in the 45-3 road win over Pitt. Book completed 16 passes for 312 yards and three TDs with zero interceptions. His three passing touchdowns led all ACC





NATIONAL RANKINGS

TEAM NATIONAL RANKINGS

*Conference leader

OFFENSE

- *Third-down conversion pct.: 12th (0.520)
- Total first downs: 12th (223)
- Passes had intercepted: Sixth (1)
- Rushing offense: 16th (229.7/game)

DEFENSE

- *Third-down conversion defense: Third (0.252)
- Fumbles recovered: 15th (7)
- *Rushing defense: Fourth (85.3)
- Total defense: 10th (303.4)
- *Scoring defense: 10th (16.7)
- Team passing efficiency defense: 18th (115.91)
- Team tackles for loss: Eighth (8.3)

SPECIAL TEAMS

- Blocked punts: Fifth (2)
- Blocked kicks: 11th (2)

TEAM

- *Time of possession: 11th (34:12)

INDIVIDUAL NATIONAL RANKINGS

*Conference leader

QB Ian Book (Gr.)

- Passing yards: 16th (2,097)

DL Jordan Botelho (Fr.)

- *Punt return TDs: Third (1)

K/P Jonathan Doerer (Sr.)

- Field goals per game: 24th (1.44)
- Total points scored: 12th (79)

DL Isaiah Foskey (So.)

- *Punt return TDs: Third (1)

CB Nick McCloud (Gr.)

- *Fumbles recovered: Fifth (2 total)

RB Kyren Williams (So.)

- Rushing TDs: Eighth (12)
- Rushing yards: Seventh (901)
- Rushing yards/game: 25th (100.1)
- Total points scored: 15th (79)
- Total touchdowns: Eighth (13)

quarterbacks that week, along with his TD pct. (10.0, min. 20 attempts). His 312 passing yards were the second-most in the conference that week, and his 173.7 rating was the second-highest in the ACC for the week.

- Book's three TD passes against Pitt ranked second among all Power 5 quarterbacks that week (just four other Power 5 quarterbacks threw three or more TD passes that week).
- Book's 73-yard touchdown pass to Ben Skowronek was the third-longest pass in the FBS that week and second-longest among ACC quarterbacks.

2020 BOOK RECORD WATCH

Record	Player	Leaders
300-Yard Passing Games (Career)	Ian Book	11 - Brady Quinn, 2003-06 10 - Jimmy Clausen, 2007-09 8 - Ian Book, 2016-
Touchdown Passes (Career)	Ian Book	95 - Brady Quinn, 2003-06 69 - Ian Book, 2016-
Pass Completions (Career)	Ian Book	929 - Brady Quinn (2003-06) 695 - Jimmy Clausen (2007-09) 657 - Ian Book, 2016-
Passing Yards (Career)	Ian Book	11,762 - Brady Quinn, 2003-06 8,215 - Ian Book, 2016-
Consecutive Games Completing a Pass (Career)	Ian Book	49 - Brady Quinn (12, 2003; 12, 2004; 12, 2005; 13, 2006) 43 - Ron Powlus (11, 1994; 10, 1995; 11, 1996; 11, 1997) 36 - Ian Book, (4, 2017; 10, 2018; 13, 2019; 7, 2020)
QB Rushing Yards (Career)	Ian Book	1,921 - Tony Rice (1987-89) 1,445 - Ian Book, 2016-
Victories as a starting QB	Ian Book	29 - Brady Quinn, 2003-06 29 - Ron Powlus, 1994-97 29 - Tom Clements, 1972-74 29 - Ian Book, 2016- 28 - Rick Mirer, 1989-92 28 - Tony Rice, 1987-89
Winning Percentage as a Starting QB	Ian Book	.932 - John Lujack, 1943, 1946-47 (20-1-1) .906 - Ian Book, 2016-(29-3-0) .903 - Tony Rice, 1987-89 (28-3-0)
Total Offense Yards (Career)	Ian Book	11,944 - Brady Quinn, 2003-06 9,660 - Ian Book, 2016-
Points Responsible For (Career)	Ian Book	606 - Brady Quinn, 2003-06 (6 rush TDs, 95 pass TDs) 498 - Ian Book, 2016- (14 rush TDs, 69 pass TDs)
QB Rushing TDs (Career)	Ian Book	23 - Tony Rice, 1987-89 18 - DeShone Kizer, 2015-16 17 - Rick Mirer, 1989-92 16 - Brandon Wimbush, 2015-18 16 - Joe Theismann, 1968-70 16 - Terry Hanratty, 1966-68 15 - Paul Hornung, 1954-56 14 - Ian Book, 2016- 14 - Everett Golson, 2012, '14 14 - Joe Montana, 1975, 77-78

- Notre Dame posted 11 rushing first downs against the ACC's top-ranked rushing defense (Pitt), and Book was responsible for three of those first downs, including an 18-yard dash to later set up the 73-yard TD pass to Skowronek.
- In the win over Louisville, Book passed for 106 yards and rushed for 47, also fooling a Louisville defender to gain extra yardage on an impressive go-ahead touchdown run.
- In the 12-7 victory over Louisville, Book and the offense held the ball for 36:15, including an impressive 7:55, 57-yard drive to end the fourth quarter and preserve the win.
- Book quarterbacked ND to 554 yards of total offense in the 42-26 win over Florida State, the most for Notre Dame since 2019 vs. Bowling Green (573 yards).
- Book recorded three rushing touchdowns in the first half against South Florida - the second time in his career in which he has rushed for three touchdowns in a game (Wake Forest - 2018). He became the first quarterback in Notre Dame history (modern era) to rush for three touchdowns in a half, and his three rushing TDs are still the ACC's single-game high.
- In the 52-0 win over South Florida, Book completed 12-of-19 passes for 144 yards, also managing an offense that scored five rushing touchdowns, traveled 430 yards, posted zero turnovers and only punted twice.
- In the season opener vs. Duke, Book completed 19-of-31 passes, including a 75-yard long, for 236 yards and a touchdown. He also rushed for 12 yards. Book quarterbacked the Irish offense to five scoring drives, the first of which went 96 yards in 12 plays, to take the lead in the second quarter. It was the longest drive by the Irish since a 97-yard drive in the 30-27 home win over Southern Cal in 2019. Notre Dame also added an 83-yard touchdown drive later in the game.
- In all, the Irish offense outrushed (178-75), outpassed (263-259) and outgained (441-334) the Blue Devils, and were 3-4 in the redzone.

HEADED FOR THE RECORD BOOKS

- With his 29th-career win as a starting QB over North Carolina, Book moves into a tie for first all-time in victories as a Notre Dame starting quarterback.
- With 279 yards against the Tar Heels, Book moved into second all-time in Irish history for career passing yards (8,215), passing Jimmy Clausen (8,148).
- At Boston College, Book passed John and Bobbie Arlotta Offensive Coordinator Tommy Rees (627) in career pass completions to move into third all-time among Irish QBs. Book now totals 657.
- With his rushing touchdown at Boston College, Book moved into a tie for eighth in QB rushing touchdowns with Everett Golson and Joe Montana, all with 14.
- Book has now racked up 36-consecutive games completing a pass, which places him third all-time in Notre Dame history.
- With 310 passing yards against Clemson, Book moved into sole possession of third place all-time in career 300-yard passing games among Irish QBs, passing offensive coordinator Tommy Rees.

THE ACC

2020 ACC STANDINGS

	Team	ACC	Overall
1.	NOTRE DAME	8-0	9-0
2.	Clemson	7-1	8-1
3.	Miami	6-1	7-1
4.	NC State	6-3	7-3
	North Carolina	6-3	6-3
6	Boston College	5-4	6-4
7.	Wake Forest	3-3	4-3
	Virginia Tech	4-4	4-5
9.	Pitt	4-5	5-5
10.	Virginia	3-4	4-4
	Georgia Tech	3-4	3-5
12.	Louisville	2-7	3-7
13.	Florida State	1-6	2-6
14.	Duke	1-7	2-7
15.	Syracuse	1-8	1-9

INDIVIDUAL ACC RANKINGS

QB Ian Book

- Pass Efficiency: Fifth (148.9)
- Total Offense: Eighth (278.8/game)
- Single-game conference high: Rushing TDs (3 vs. South Florida)

DL Jordan Botelho

- Single-game conference high: punt return TDs (1 vs. South Florida)

K/P Jonathan Doerer

- Scoring: Seventh (8.8 pts./game)
- Scoring (Kick): Fourth (8.8 pts./game)
- PAT Kicking Pct: T-First (100.0)
- Single-game conference highs:
 - Kicking points (17 vs. Clemson)
 - Field Goals Made (4 vs. Clemson)
 - Field Goal Attempts (5 vs. Clemson)

LB Osita Ekwonu

- Single-game conference mark: Second-most in conference: punt return yards (54 vs. South Florida)

DL Isaiah Foskey

- Sacks: T-14th (0.50/game)
- Single-game conference high: punt return TDs (1 at Pitt)

CB Nick McCloud

- Passes Defended: T-Fifth (1.00 avg./game)
- Fumbles Recovered: Eighth (0.22 avg.game)

DL Ade Ogundeji

- Sacks: T-Ninth (0.61/game)

- At Pitt, Book became just the second quarterback in Notre Dame history to eclipse the 8,000 total offensive yards plateau in his career - joining Brady Quinn '07 (11,944).
- With three TD passes at Pitt, Book moved into second place in Irish QB history for career touchdown passes, passing Rees (61). Book now totals 69.
- At Pitt, Book moved into sole possession of third place all-time among Notre Dame quarterbacks in career pass completions (Book now totals 657-career completions). He was previously tied with associate athletics director for football Ron Powlus.
- With his 47 yards rushing vs. Louisville, Book passed Brandon Wimbush (1,155) to move into second all-time in Notre Dame QB rushing yards. He now owns 1,445.
- Book is the all-time leader among Irish QBs in career completion percentage, currently boasting a .634 completion rate. The closest Notre Dame quarterback in the category is Jimmy Clausen (2007-09) with .626.
- Book became the first Notre Dame quarterback with 2,500 passing yards, 500 rushing yards and 30 TD passes in a season with his 2019 regular-season. Jalen Hurts was the only other collegiate student-athlete to hit these marks in the 2019 regular season, while Trevor Lawrence and Sam Ehlinger joined the group, but not until the postseason. Since 2017, only Book, Hurts, Kyler Murray, JT Barrett and D'Eriq King have hit these marks in the regular season.
- In 2019, Book was named Notre Dame Offensive Player of the Year and earned spots on the Davey O'Brien Award Great 8 List three times and as the Manning Star of the Week twice. He finished the season 240-for-399 with 3,034 yards and 34 touchdowns, throwing just six INT. He also ran 112 times for 546 yards and four TDs.
- Just five players in the FBS were responsible for more points than Book's 222 (33 passing TDs, four rushing TDs) in the 2019 regular season.


AND THE BASE KEEP RUNNIN'

THE UNIT

- RBs Kyren Williams, C'Bo Flemister and Chris Tyree have each posted at least one 100-yard rushing game. No Power 5 team has had more different student-athletes mark a 100-yard rushing game this season than Notre Dame's three.
- Irish running backs have reached the 100-yard mark seven times this season, a figure which ties for second in the ACC.
- With a 127-yard performance by Williams vs. Louisville, it marked Notre Dame's fifth-consecutive game with a 100-yard rusher (beginning with Tony Jones Jr. in the 2019 Camping World Bowl). The last time the Irish strung together five-straight games with a 100-yard rusher was in 2017 (Miami - OH to Wake Forest).

WHEN THERE'S A WILL[IAMS]

- RB Kyren Williams has reached the 100-yard rushing mark in five-of-nine total games this season, tied for the most individual 100-yard rushing performances in the ACC. Williams ranks third in the ACC in rushing yards per



KYREN WILLIAMS



C'BO FLEMISTER



CHRIS TYREE

- game, running for an average of 100.1 yards.
- Of the Top 10 rushers in the ACC, which includes Williams, the Irish have faced five: Louisville's Javian Hawkins, North Carolina's Javonte Williams and Michael Carter, Clemson's Travis Etienne and Duke's Mataeo Durant. Notre Dame's defense has limited those five Top-10 running backs to an average of 34.2 yards (171 yards total on 57 carries) and just one total touchdown among the five. None of those backs accumulated more than 57 rushing yards. Hawkins, who leads the ACC with 102.8 rushing yards per game, was held to just 51 at Notre Dame. By comparison, against

THE ACC, CONT.

INDIVIDUAL ACC RANKINGS, Cont.

LB Jeremiah Owusu-Koramoah

- Tackles for Loss: T-18th (8.5 total)
- Fumbles Forced: T-Eighth (0.22/game)

WR Ben Skowronek

- Single-game ACC high: Yards/catch (53.5 at Pitt)
- Single-game ACC high: Receiving TDs (3 at Boston College)

RB Chris Tyree

- Kick Return Avg.: Fourth (21.1 avg./game)

RB Kyren Williams

- Rushing: Third (100.1 avg./game)
- Scoring: Eighth (8.7 pts./game)
- Scoring (TDs): Fourth (8.7 pts./game)
- All Purpose: Sixth (126.2 avg./game)
- Single-game conference high: Rushing TDs (3 vs. Clemson)
- Single-game conference marks - second-highest in the conference in:
 - Yards per catch (46.5 vs. Duke) - second in the ACC behind WR Ben Skowronek.

TEAM ACC RANKINGS

- Scoring Defense: **First** (16.7 avg./game)
- Scoring Offense: Fourth (36.9 avg./game)
- Total Offense: Third (464.0 avg./game)
- Total Defense: Second (303.4 avg./game)
- Rushing Offense: Second (229.7 avg./game)
- Rushing Defense: **First** (85.3 avg./game)
- Pass Defense: Third (218.1 avg./game)
- Pass Defense Efficiency: Second (115.9)
- Punt Return Avg: Third (10.5 avg.)
- Kickoff Coverage: Second (42.0 net/avg.)
- PAT Kicking: T-**First** (1.000 pct.)
- Sacks Against: Second (15)
- Sacks Against per game: **First** (1.67/game)
- First Downs: Fourth (223 total)
- Opponent First Downs: Second (147 total)
- Third Down Conversions: **First** (52.5 pct.)
- Opponent Third-Down Conversions: **First** (25.2 pct.)
- Fourth Down Conversions: Third (70.0 pct.)
- Opponent Fourth-Down Conversions: Third (37.5 pct.)
- Penalty yards: **First** (40.7 avg./game)
- Time of possession: **First** (34:11 avg./game)
- Turnover margin: T-Fifth (+4)
- Single-game conference highs:
 - Rushing TDs (6 vs. South Florida)

those four teams, Williams has averaged 125.8 yards (503 yards total on 90 carries), with a total of eight touchdowns.

- Williams totaled 124 rushing yards on the day at North Carolina, breaking the 100-yard plateau for the fifth time this season. He added three touchdowns, two on the ground and one in the air, earning his first-career receiving touchdown. He finished the day adding on four receptions for 20 yards.
- Williams' three total touchdowns ranked tied for third among all FBS players on the weekend. He was the only FBS player with three or more touchdowns that weekend to have at least one receiving touchdown and one rushing touchdown.
- His three touchdowns tied for most by a single ACC player (non-quarterback) on the weekend.
- Williams' 144 all-purpose yards were the most among any ACC running back on the weekend, and were the fourth-most among all ACC players.
- Ranking 16th among FBS running backs with his 144 all-purpose yards, Williams was the only running back who posted 122 or more all-purpose yards who also scored a receiving touchdown.
- Williams rushed for three touchdowns vs. Clemson (two in overtime), marking his first three-touchdown game. He is the second Irish player to rush for three touchdowns in a single game this season (Ian Book vs. South Florida).
- He posted 140 yards against the third-ranked rushing defense in the ACC, as Clemson entered the game allowing just 99.9 rushing yards per game. Prior to the matchup, Clemson's defense had allowed just three rushing touchdowns all season. Williams single-handedly doubled that figure.
- Williams broke through for a 65-yard rush on the first official play of the game's opening drive vs. Clemson, tying his career-long rush (Florida State) and marking the longest scoring rush of his career. Only one player in the ACC this weekend had a longer scoring rush.
- Taking just 0:33 seconds, Williams' one-play scoring drive was the fastest Notre Dame scoring drive since the 2019 Camping World Bowl, when Tony Jones Jr. broke off an 84-yard rush for a one-play, 00:15 second drive.
- Williams' 486 yards in the first four games of a season was the best opening slate for an Irish RB since Dexter Williams in 2018 (512). Kyren Williams reached three 100-rushing yard performances in just four games, as did Dexter Williams, while it took Josh Adams five games to reach that mark in 2017.
- The academic sophomore (redshirt freshman) totaled 15 carries for 76 yards and two TDs at Georgia Tech, as well as two receptions for 24 yards. His two touchdowns marked his third multi-TD game of the season (now boasts four: also vs. Duke, vs. Florida State, vs. Clemson). Williams was one of just five ACC players to rush for two or more touchdowns on the weekend, and the only freshman to reach the mark.
- Williams was responsible for seven of Notre Dame's 24 first downs at Georgia Tech, posting three plays of 10 or more yards, and two of 19 or more yards.

- In a grind game vs. Louisville, Williams showcased his power run ability, plowing for 127 rushing yards alone against a defense that had only allowed 156.8 rushing yards per game entering the matchup with the Irish.
- Williams shattered his previous career-high mark of 112 yards set vs. Duke in the season-opener, rushing for 185 yards on 19 carries vs. Florida State. His 185 rushing yards rank as the third-highest in a single game by any ACC player this season, and the most by any freshman or sophomore ACC player this season (Williams is an academic sophomore, a freshman in eligibility).
- Entering the game, Florida State allowed just 141.3 rushing yards per game. Williams surpassed that total on his own by more than 40 yards. His 185 yards vs. FSU still rank tied the ninth-most in a single game among FBS players this season, and the fourth-most in a single game that week in the FBS. His total is also the highest for a Notre Dame player since 2018. Williams was responsible for 10 of Notre Dame's 15 rushing first-downs in that game.
- Williams posted 117 yards on five carries vs. Florida State, including runs of 65 and 46 yards, in the first quarter. The last time a Notre Dame player rushed for more yards on five or fewer carries was Josh Adams vs. Miami - OH in 2017 (151 yards).
- His 65-yard run in the first quarter vs. Florida State was the longest rush of his career, and his performance marked the second time this season (and in his career) he broke the 100-rushing-yard plateau.
- Williams exploded onto the scene in his first-career start vs. Duke, leading all FBS players in all-purpose yards (205) after rushing for 112 yards and tacking on 93 more in the air. His performance marked the first time an Irish player has reached the 90-yard plateau in both rushing and receiving in a single game since at least 1996.
- In the season-opener vs. Duke, the sophomore back averaged 5.9 yards-per-carry (12 carries) and rushed for two touchdowns, also accounting for two receptions that resulted in 91 yards-after-catch, including a career-high 75-yard reception on a screen pass to bring the Irish in the red zone. Williams the first Irish player to record two or more rushing touchdowns since Tony Jones Jr. had three against Virginia in 2019, and was awarded the game ball vs. Duke for his efforts.

THE JET

- **RB Chris Tyree** surpassed the 100-yard mark for the first time in his young career, with 11 carries for 103 yards and boosted by a 45-yard touchdown run in the second quarter, vs. Florida State. Tyree was responsible for five of Notre Dame's 15 rushing first downs that day.
- His performance was the only 100-rushing yard performance by a true freshman in the ACC that week. On the season, only three ACC true freshmen have recorded 100-rushing yard games, including Tyree.
- Tyree scored his first-career touchdown vs. South Florida. He later would set a then-career mark for longest rush after scampering 31 yards in the second quarter.
- Tyree has also served four games in the kickoff return role for the Irish.

HONORS & AWARDS

TEAM

- Reveal Suits National Team of the Week by FWWA vs. Clemson (11/7)

Dick Corbett Head Football Coach Brian Kelly

- Dodd Trophy Coach of the Week vs. Clemson (11/7)
- Dodd Trophy Midseason Watch List

RB Jafar Armstrong (Sr.)

- Phil Steele Preseason All-Independent Second Team

OL Aaron Banks (Sr.)

- ACC Offensive Lineman of the Week vs. Clemson (11/7)
- Outland Trophy Watch List
- Preseason All-ACC Team
- Pro Football Focus Preseason All-ACC First Team
- Phil Steele Preseason All-Independent First Team

QB Ian Book (Gr.)

- Team Captain
- Game ball recipient (Clemson)
- Manning Award Star of the Week - Boston College
- Davey O'Brien Award Great 8 List - Boston College
- Johnny Unitas Golden Arm Award Top 15
- Senior CLASS Award Candidate
- Davey O'Brien Award Great 8 List - Clemson
- CFPA National Performer of the Year November Watch List
- ACC Quarterback of the Week at Pitt (10/24)
- Davey O'Brien Award Great 8 List - Pitt
- Johnny Unitas Golden Arm Award Watch List
- Maxwell Trophy Watch List
- Davey O'Brien Award Watch List
- Manning Award Watch List
- CFPA National Performer of the Year Watch List
- Reese's Senior Bowl Top 250
- Phil Steele Preseason All-Independent First Team
- Pro Football Focus Preseason All-ACC Honorable Mention

CB TaRiq Bracy (Jr.)

- Pro Football Focus Team of the Week (Duke)

P Jay Bramblett (So.)

- Ray Guy Award Watch List

S Shaun Crawford (Gr.)

- Team Captain
- ACC Defensive Back of the Week: Boston College (11/14)
- Gameball recipient: Louisville (10/17)

WR Avery Davis (Sr.)

- Earl Campbell Tyler Rose Honorable Mention Player of the Week vs. Clemson (11/7).

K/P Jonathan Doerer (Sr.)

- Lou Groza Award Star of the Week vs. Clemson (11/7)
- Groza Award Watch List
- Pro Football Focus Preseason All-ACC Second Team
- Phil Steele Preseason All-Independent First Team

OL Liam Eichenberg (Gr.)

- ACC Offensive Lineman of the Week at Pitt (10/24)
- Pro Football Focus Team of the Week vs. Louisville (10/17)
- Outland Trophy Watch List
- Reese's Senior Bowl Top 250

SEEYA, C'BO

- RB C'Bo Flemister was awarded the game ball for his performance at Boston College as he rushed for two touchdowns, the most in a single game for Flemister's career. He now totals 10 rushing TDs for his career and five for the season. On the day, he posted 10 rushes for 53 yards.
- Flemister's performance marks the sixth game this season that an Irish player has produced a multi-rushing TD game.
- Flemister posted a career game vs. South Florida, rushing for a career-high 127 yards (13 carries) to go along with a rushing touchdown. His 31-yard run in the fourth quarter was the longest rush of his career, and his performance marked the first time he has broken the 100-rushing-yard plateau in his career.


HANDS IN THE AIR

PRIME TIME PASS-CATCHER


- At North Carolina, WR Javon McKinley hauled in a season-long 53-yard reception, also notching a 43-yard catch, on his way to a career-high 135-yard receiving performance.
- McKinley has reached the 100-yard receiving mark in three games this season, which ties for most among all ACC players.
- McKinley's 135 receiving yards were the fourth-most in the ACC this week, and of the top six players (at least 93 yards each), only two, including McKinley, had just six receptions.
- The graduate student also surpassed the 100-yard receiving mark in the win over Clemson, hauling in five passes for 102 yards. Just five ACC players posted 100 or more receiving yards on the weekend, and only one eligible ACC player posted a higher reception average than McKinley (20.4 yards per catch).
- Of McKinley's five receptions, four resulted in first downs and were for a gain of more than 10 yards. McKinley reeled in a 45-yard pass from Book in the third quarter for his longest reception of the season thus far.
- McKinley led the Irish in receptions and receiving yards vs. Florida State with five receptions for 107 yards, and was the first Irish receiver to reach the 100-yard plateau since Chase Claypool in the 2019 Camping World Bowl. McKinley surpassed his previous career-high in receiving yards (104) with the 38-yard reception in the third quarter vs. Florida State.
- The Book-McKinley connection was solid vs. FSU, as McKinley was Notre Dame's most successful receiver, while also matched up with Preseason All-ACC selection Florida State CB Asante Samuel for much of the evening.
- McKinley posted his first-career rush, a 15-yard run, in the third quarter vs. Louisville.

THE DAVIS DIFFERENCE

- WR Avery Davis continued his deep ball dominance at Boston College, posting two receptions for 70 yards,



JAVON MCKINLEY



AVERY DAVIS



BEN SKOWRONEK

HONORS & AWARDS, CONT.

OL Liam Eichenberg (Gr.) - CONTINUED

- Pro Football Focus Preseason All-ACC First Team
- Phil Steele Preseason All-America Fourth Team
- Phil Steele Preseason All-Independent First Team

RB Cameron Ekanayake (Sr.)

- Rhodes Scholar Finalist

OL Robert Hainsey (Sr.)

- Team Captain
- Senior CLASS Award Candidate
- William V. Campbell Trophy Semifinalist
- Pro Football Focus Preseason All-ACC Third Team
- Reese's Senior Bowl Top 250
- ACC co-Offensive Lineman of the Week (9/19 vs. USF)

S Kyle Hamilton (So.)

- Bednarik Award Watch List
- Pro Football Focus Preseason All-ACC First Team
- Phil Steele Preseason All-Independent First Team
- USA TODAY Preseason All-America Second Team

DL Daelin Hayes (Gr.)

- Team Captain
- Gameball recipient: Georgia Tech (10/31)
- Jason Witten Collegiate Man of the Year Semifinalist
- Wuerffel Trophy Watch List
- Reese's Senior Bowl Top 250

LB Jack Kiser (So.)

- Pro Football Focus "Secret Superstar of the Week" (9/19)
- Gameball recipient: South Florida (9/19)

OL Tommy Kraemer (Gr.)

- ACC Offensive Lineman of the Week: Boston College (11/14)
- Reese's Senior Bowl Top 250
- Pro Football Focus Preseason All-ACC Second Team

TE Michael Mayer (Fr.)

- Pro Football Focus Team of the Week at Pitt (10/24)
- FWAA Freshman All-American Watch List

CB Nick McCloud (Gr.)

- Pro Football Focus Team of the Week at Pitt (10/24)
- Phil Steele Preseason All-Independent Second Team

WR Javon McKinley (Gr.)

- Phil Steele Preseason All-Independent First Team

DL Adetokunbo 'Ade' Ogundeji (Gr.)

- Team Captain
- Pro Football Focus Preseason All-ACC Third Team
- Reese's Senior Bowl Top 250

LB Jeremiah Owusu-Koramoah (Sr.)

- Nagurski Trophy Player of the Week vs. Clemson (11/7)
- Bednarik Award Player of the Week vs. Clemson (11/7)
- ACC Linebacker of the Week vs. Clemson (11/7)
- Pro Football Focus Team of the Week at Pitt (10/24)
- Nagurski Trophy Watch List
- Butkus Award Watch List
- Bednarik Award Watch List
- Lott IMPACT Trophy Watch List
- Preseason All-ACC Team
- Pro Football Focus Preseason All-ACC First Team
- Phil Steele Preseason All-Independent Second Team



JOE WILKINS JR.

including a 48-yard long. He also tacked on a team-long 29-yard rush in the win.

- Davis made the game-changing play vs. Clemson to keep Irish hopes alive on their final drive of the fourth quarter. With less than two minutes remaining in regulation, Davis sped downfield and reeled in a 53-yard pass from Book, brought down at the Clemson four-yard line. Two plays later, Book hit Davis for the equalizing touchdown to send the game to overtime.
- The 53-yard reception in the fourth quarter was Davis' longest of the season. The touchdown pass to Davis from Book was Davis' second TD reception of the season and fourth of his career.

MR. 727

- **WR Joe Wilkins Jr.** caught the first touchdown pass of his career on an eight-yard dart from Book, completing Notre Dame's opening drive at Georgia Tech. Wilkins Jr.'s first-career reception came earlier this season when he hauled in a five-yard pass from Book in the final minute of the second quarter vs. Duke.

BENNY AND THE JETS

- **WR Ben Skowronek** scored his first-career rushing touchdown on his first-career rush at North Carolina, scampering 13 yards for his sixth overall touchdown of the season.
- Skowronek reeled in three touchdown receptions in the first half at Boston College, marking his first-career game with three receiving touchdowns. The last time a Notre Dame player caught three touchdown passes in a single half was Chase Claypool vs. Navy (2019). It marked Skowronek's second multi-TD game this season (at Pitt), and the third of his career (while playing at Northwestern, scored two touchdowns against Bowling Green in 2017).
- Skowronek now totals five touchdown receptions on the season, which leads the team.

- Skowronek's 18 points at Boston College led all ACC players in scoring for the week. The next closest players totaled 12 points. He was the only ACC player to record three touchdowns of any kind that weekend.
- His three receiving touchdowns tie for the ACC's single-game high. Just three other ACC players have caught three touchdown passes in a single game this season.
- His three receiving touchdowns tied for the national lead among all FBS players that week, and only one other player nationally also noted three touchdown receptions with just five total receptions on the week.
- Skowronek is one of just four ACC players this season with more than one multi-receiving touchdown game, and one of only three ACC players who have multiple multi-receiving TD games and have recorded three touchdown receptions in at least one of those games.
- Skowronek's other multi-receiving TD game came at Pitt, catching two passes for 107 yards and two touchdowns. Skowronek's two receiving TDs tied for the lead in the ACC that week, and his 107 yards were the third-most among all ACC players that week. His 53.5 yards per catch vs. Pittsburgh is the best mark of the season in the ACC thus far.
- Skowronek's 73-yard touchdown reception was the third-longest among all FBS players on the week, and the second-longest in the ACC.
- His 34-yard touchdown later in the game also ranked as the seventh-longest touchdown reception in the ACC on the week.
- On Notre Dame's opening drive vs. Louisville, **WRs Kevin Austin Jr.** (18-yard catch) and **Skowronek** (16-yard catch) each posted their first receptions of the season.

HOLD TIGHT

- Often referenced as "Tight End U," every Notre Dame tight end who has started in the opening game of the season has been drafted, starting with Anthony Fasano in 2003.



MICHAEL MAYER

HONORS & AWARDS, CONT.

OL Jarrett Patterson (Jr.)

- Outland Trophy Watch List
- Rimington Trophy Watch List
- Pro Football Focus Preseason All-ACC First Team
- Phil Steele Preseason All-Independent Second Team

S Isaiah Pryor (Gr.)

- Phil Steele Preseason All-Independent Second Team

WR Ben Skowronek (Gr.)

- Gameball recipient: Pitt (10/24)

DL Myron Tagovailoa-Amosa (Sr.)

- Phil Steele Preseason All-Independent First Team

LB Drew White (Sr.)

- Gameball recipient: North Carolina (11/27)
- Nagurski Trophy Watch List
- Pro Football Focus Preseason All-ACC Third Team
- Phil Steele Preseason All-Independent First Team

RB Kyren Williams (So.)

- ACC Running Back of the Week vs. Clemson (11/7)
- CFPA National Performer of the Year November Watch List
- ACC Running Back of the Week (Duke)
- Gameball recipient: Duke (9/12)
- ACC Rookie of the Week (Louisville)

TE Brock Wright (Sr.)

- Earl Campbell Tyler Rose Award Watch List


- The Irish have started multiple tight ends in three of the four total games this season, also starting **Brock Wright**, **Tommy Tremble** and **Michael Mayer** all in the game vs. South Florida.
- Five tight ends have caught passes this season: Mayer (25–301, two TDs), Tremble (16–159), Wright (3–21), junior **George Takacs** (2–20) and freshman **Kevin Bauman** (1–5).
- **TE Michael Mayer** posted his career-long reception vs. Clemson as he powered for a 29-yard reception, keeping a fourth-quarter drive alive that resulted in a field goal.
- The freshman was named to the Pro Football Focus Team of the Week for his performance at Pittsburgh, posting five receptions for 73 yards and a touchdown. Mayer's five receptions vs. Pittsburgh were the most by a true freshman, and tied for the most by a tight end, in the ACC that week.
- All five of Mayer's receptions at Pitt resulted in first downs, and all were for a gain of 10 yards or longer. Notre Dame totaled 11 passing first downs.
- Mayer averaged 14.6 yards per catch, the third-best mark in the ACC that week (min. five receptions). Of the 11 ACC pass-catchers who posted five or more catches that week, just three players also recorded a receiving touchdown, including Mayer.
- Mayer scored his first-career TD vs. Florida State, marking him as the first true freshman tight end to score a touchdown since Kyle Rudolph in 2008 against Purdue.
- Mayer made his first-career start vs. South Florida. He previously notched his first-career reception in the second

quarter vs. Duke, hauling in a 17-yard reception from Ian Book for a first down.

- Bauman's first-career catch came vs. USF, also serving as freshman **QB Drew Pyne's** first-career completion.

TRENCH WORK

- Notre Dame's starting offensive line boasts 150-career starts between the five veterans (Eichenberg, Banks, Patterson, Kraemer and Hainsey), the fourth-most in the FBS.
- The Irish are first in the ACC in sacks allowed per game (1.67), second in the ACC in total sacks allowed (15) and are also second in the ACC in rushing offense (229.7 yards per game)
- At North Carolina, the line paved the way for 478 yards of total offense (199 rushing with three touchdowns, 279 passing with one touchdown). Entering the game, Notre Dame was averaging 34:05 time of possession, a figure which led the ACC. Accumulating 35:04 against the Tar Heels, the Irish have now won the time of possession battle in eight of nine games this season. They now average 34:12 per game, which continues to lead the ACC by more than two minutes per game, and ranks 10th among all FBS teams.
- The Irish posted four touchdown drives of at least 75 yards at UNC, including a season-long 97-yard scoring drive.
- Notre Dame's 199 rushing yards tied for second-most in the ACC that weekend.
- Entering the game at Boston College, Notre Dame was averaging 34:01 time of possession, a figure which led the ACC. The Irish posted 34:27 minutes at Boston College. The Eagles entered the weekend averaging 32:05 per game, and were held to just 25:33.
- Boston College entered the game allowing 373.0 yards of offense per game. Through the first half alone, the Irish racked up 327 yards, and ended the day with 561 yards.



LIAM EICHENBERG

- Notre Dame's 561 yards of offense at Boston College were the most this season for Notre Dame, and the most by an Irish team since their 573 vs. Bowling Green in 2019. It was the most Notre Dame has racked up on the road since their 584 against Navy in 2018.
- Led by **OL Tommy Kraemer**, who was named ACC Offensive Player of the Week at Boston College, the offensive line allowed zero sacks on the day facing a Boston College defense that entered the day averaging 2.75 sacks per game on opposing QBs.
- With Kraemer's ACC weekly honor, four of Notre Dame's five starting linemen have been named ACC Offensive Lineman of the Week this season.
- The Irish scored 45 or more points in two-consecutive games for the first time since 1996 (vs. Pitt 60–6, vs. Rutgers 62–0). Entering the day, Boston College's scoring defense ranked fourth in the ACC, allowing 24.6 yards per game. Notre Dame surpassed that mark in the first half alone with 31 points in the first 30 minutes.
- Notre Dame continues to lead the ACC in third-down conversions, executing successfully at a 52.5 percent rate.
- The Irish posted 208 rushing yards against Clemson, which, entering the day, had allowed just 99.9 rushing yards per game. Notre Dame's three rushing touchdowns doubled Clemson's season total of rushing touchdowns allowed (was three entering the game, then totaled six).
- In a performance vs. Clemson that earned OL **Aaron Banks** ACC Offensive Lineman of the Week honors, the line made it possible for Ian Book to pass for 310 yards against the ACC's then-second-ranked passing defense, as Clemson entered the game allowing 174.9 passing yards per game.
- In the 45–3 road win over Pitt, the line paved the way for 434 yards of total offense. Notre Dame's 115 rushing yards were the second-most Pittsburgh has given up in a game this season. Entering the game, Pitt had allowed just 61.5 yards per game, the ACC's top-ranked rushing defense.
- Notre Dame's two rushing TDs against Pitt marked the first time the Panthers allowed multiple rushing touchdowns in a single game since October 5, 2019 vs. Duke.
- In a performance against Louisville that saw **OL Liam Eichenberg** receive Pro Football Focus Team of the Week honors, Notre Dame rushed for 232 yards, earning Kyren Williams his third 100-yard performance of the season. Entering that game, Louisville had allowed just 156.8 rushing yards per game.
- In the victory over Florida State, the unit allowed zero sacks on QB Ian Book, while making it possible for the Irish to rush for 353 yards total, with two different players reaching the 100-yard mark. Prior to that contest, Florida State had allowed just 141.3 rushing yards per game.
- Notre Dame averaged 8.4 yards-per-carry vs. Florida State, the third-highest single-game figure in the conference this season.
- **OL Robert Hainsey** received ACC co-Offensive Lineman of the Week honors for his role in the O-Line's performance vs. South Florida. The line allowed zero sacks on Irish quarterbacks in the 52–0 shutout win and paved the way

for six rushing touchdowns, tied for the ACC's most in a single game this season.

- Notre Dame's 281 rushing yards were the most by any ACC team that week, and only one ACC team had posted more rushing yards in a single game prior to that occurrence.
- The 6.2 yards-per-rush by Notre Dame vs. South Florida ranked as the most that week.
- Notre Dame posted 16 rushing first downs, then the most in a single game this season by any ACC team.
- The Irish won Pro Football Focus' Offensive Line of the Week after the season-opener vs. Duke, producing the highest-combined pass-block grade of any line that week.

POISED TO ATTACK

- The Irish rank third in the ACC in total offense (464.0 yards per game) and second in rushing offense (229.7).
- The Irish maintained their lead in the ACC in third-down percentage this season (52.5 percent).
- Notre Dame continues to lead the ACC in average time of possession (34:11 per game), besting the next closest average by more than two minutes per game. The Irish have won the time of possession battle in eight of nine games this season, and the Irish have controlled the ball for at least 36 minutes in three games.
- Notre Dame is one of five Power 5 teams to post three performances of 36:15 or more possession time this season. No other Power 5 teams have produced more than three games this season with at least 36:15 in possession time (Wisconsin, Louisville, Charlotte, Liberty, Penn State and Indiana have also marked three such performances, while Coastal Carolina has turned in four).
- Through UNC, the Irish have only trailed for 38:10 total minutes this season out of a total 540:00 minutes.
- The Irish scored 45 or more points in two-consecutive games for the first time since 1996 (vs. Pitt 60-6, vs. Rutgers 62-0). Entering BC, Boston College's scoring defense ranked fourth in the ACC, allowing 24.6 points per game. Notre Dame surpassed that mark in the first half alone with 31 points in the first 30 minutes.
- Notre Dame has outscored opponents 120-28 in the second quarter this season.
- Boston College also entered the game allowing 373.0 yards of offense per game. Through the first half alone, the Irish racked up 327 yards, and ended the day with 561 yards.
- Scoring on the first official play of the game's opening drive vs. Clemson, the Irish posted a one-play, 75-yard drive, marking the fewest plays and shortest amount of time in an Irish scoring drive this season. Taking just 0:33 seconds, it is the fastest Notre Dame scoring drive since the 2019 Camping World Bowl, when Tony Jones Jr. broke off an 84-yard rush for a one-play, 00:15 second drive.
- Notre Dame's two rushing touchdowns against Pitt marked the first time the Panthers allowed multiple

rushing touchdowns in a single game since October 5, 2019 vs. Duke.

- The Irish held control of the ball for 40:59 minutes of possession time against Pitt, the second-most by an ACC team in a single game this season, and 12th-most in a single game among all FBS teams this season.
- Notre Dame's 115 rushing yards were the second-most Pitt had given up in a game this season. Entering the game, the Panthers were the ACC's top-ranked rushing defense, allowing just 61.5 yards per game.
- In the win over Louisville, the offense held the ball for 36:15, including an impressive 7:55, 57-yard drive to finish out the fourth quarter and preserve the win. In all, the Irish had seven offensive drives on the day, and four of those drives took five minutes or more off the clock.
- In the 42-26 win over Florida State, Notre Dame racked up 554 yards of total offense, the most since 2019 vs. Bowling Green (573 yards). It also marked the first game with two 100-yard rushers (Kyren Williams & Chris Tyree) and a 100-yard receiver (Javon McKinley) since 2015 (Stanford).
- The last time Notre Dame had two players with more than 100 yards rushing in a game was in 2017 vs. Southern Cal (Josh Adams and Brandon Wimbush), and the last time the Irish posted more than 300 yards rushing was in 2019, also against Southern Cal.
- The win over Florida State also marked the first time since 2000 the Irish have scored 42 points in consecutive games.
- Notre Dame marked the 12th time the Irish scored at least 50 points in head coach Brian Kelly's (12-0) 11-year tenure in the 52-0 win over South Florida. The 11 years prior to Kelly's arrival, Notre Dame hit the 50-point mark once.
- The Irish held a 35-0 margin at halftime vs. South Florida, the largest halftime lead since last season's 52-0 win against Bowling Green (also 35-0).
- Notre Dame rushed for six touchdowns against South Florida, the most in a game since 2018 (six versus Wake Forest) and the most in a single game this season among ACC teams.
- In addition to allowing zero sacks in the victory over USF, the offensive line paved the way for Notre Dame's 281 rushing yards, the most by any ACC team that week.
- The 6.2 yards-per-rush by Notre Dame vs. South Florida ranked as the most that week. Notre Dame posted 16 rushing first downs, the most that week and the highest value at that point in the season. The figure was topped the next week.
- In the season opener vs. Duke, the Irish offense outrushed (178-75), outpassed (263-259) and outgained (441-334) the Blue Devils, and were 3-4 in the redzone.
- Book quarterbacked the Irish offense to five scoring drives vs. Duke, the first of which went 96 yards in 12 plays, to take the lead in the second quarter. It was the longest drive by the Irish since a 97-yard drive in the 30-27 home win over Southern Cal in 2019. Notre Dame also added an 83-yard touchdown drive later in the game.


KYLE HAMILTON

SHAUN CRAWFORD

EXPERIENCED AND EXPLOSIVE

- The Irish boast two long-tenured veterans in the secondary with sixth-year **Shaun Crawford** and graduate transfer **Nick McCloud**. They are coupled with young standouts **Kyle Hamilton**, **TaRiq Bracy**, **Houston Griffith** and **Clarence Lewis**, all of whom have started at least one contest for the Irish this season.

HAMILTON, A STAR

- A preseason All-America Second Team selection (USA TODAY), **S Kyle Hamilton** leads the team in tackles with 45 (38 solo).
- In the win over Clemson, Hamilton posted eight solo tackles and a TFL. Hamilton's TFL came in the second quarter vs. Clemson when he brought down Travis Etienne. The Clemson drive later ended in a field goal.
- He was called into run defense duties vs. Clemson, and according to Pro Football Focus, posted a 79.2 run-defense grade.
- In the win at Georgia Tech, Hamilton led the defense with six tackles, adding 2.0 TFL (-8 yards) and one PBU.
- Hamilton's 2.0 TFL at Georgia Tech tied for the lead among all ACC defensive backs on the weekend. On the weekend, only two ACC defensive backs posted 2.0 or more TFLs. One of Hamilton's TFL came on a Georgia Tech fourth-down attempt, as he stopped Georgia Tech for a loss of six yards to give the Irish possession.

- Hamilton started in the win over Louisville, posting a diving pass breakup on third-and-11 on Louisville's opening drive to force a punt. In the fourth quarter, Hamilton posted tackles on consecutive plays, second-and-26 and third-and-17, to force a punt, ending what would be Louisville's final drive of the game to secure the win.
- He accounted for four tackles and a PBU on the opening drive for Duke. His QB hurry came in the second quarter, which forced an incomplete pass on a Duke third-and-seven. On the day, he marked seven tackles, the second-most for the Irish and the 13th-most in the ACC. His five solo tackles ranked 10th in the ACC at that point.

THE VET

- **S Shaun Crawford** returns for his sixth season, due to a medical redshirt year of eligibility granted by the NCAA. After playing corner for five seasons, Crawford won the starting safety job entering 2020.
- Crawford was named ACC Defensive Back of the Week for his performance against Boston College, in which he posted nine tackles (five solo), 1.0 sack (-8 yards) and 1.5 TFL (-9 yards). Crawford was the only DB in the ACC that weekend to post at least nine tackles and a sack. Just two DBs in the conference posted more tackles than Crawford's nine on the weekend.
- Crawford led the team in tackles, also notching a sack on Boston College's opening drive, his second of the season and bringing his career total to 3.5.
- With nine tackles at Boston College, he marked a career high for single-game tackles, and his 1.5 TFL on the day

also were a career high. His previous high in tackles was seven (2017 vs. Navy) and in TFL, he had notched 1.0 five times previously.

- The graduate student posted three solo tackles in the win at Georgia Tech, also marking his first sack of the season on a third down in the third quarter to force a field goal attempt, which Georgia Tech missed. The sack brings Crawford's career total to 2.5.
- The graduate student earned the game ball for his performance vs. Louisville, when he tied for the team lead in tackles (six), also executing a crucial pass breakup, punching the ball out of the receiver's hands, to end the third quarter and stall Louisville's drive.
- Crawford was called to start at corner due to team need in the victory over Florida State, and posted the first interception of the season for the Irish in the fourth quarter as he intercepted QB Jordan Travis at the Notre Dame goal line to prevent a score. The interception helped seal the game for the Irish. It was the fifth interception of his career, and his second-career forced or recovered turnover inside the Notre Dame five-yard line.
- Crawford made several impact plays vs. FSU including coverage on a third-down pass from Jordan Travis to Camren McDonald in the first quarter, which fell incomplete and forced a Florida State punt
- He also recovered a fumble in the win over Duke, setting Notre Dame up at its own 41 for a touchdown drive.

MCCLLOUD-Y WITH A CHANCE OF TURNS

- Coming to Notre Dame as a grad transfer from NC State, **CB Nick McCloud** recovered two fumbles in the win over No. 1 Clemson, also posting 1.0 TFL and three tackles. His two fumble recoveries marked the first time an Irish player has recovered two fumbles in a single game since Julian Love vs. Vanderbilt (2018). The second FR for McCloud came on the final play of OT, as McCloud gained control of the ball on Clemson's fourth-down attempt to end the game.
- McCloud's first fumble recovery of the season came on a Jeremiah Owusu-Koramoah FF, and set up an Irish field goal. The second fumble recovery came on the final play of double overtime, as McCloud gained control of the ball on Clemson's last-chance play to seal the Irish win.
- McCloud was named to the Pro Football Focus Team of the Week for his performance at Pitt, in which he snagged his first interception in an Irish uniform, marking the fourth

of his career (three while playing at NC State). McCloud's interception came on the first play of a Pitt third-quarter drive to give the Irish possession at the Panthers' 35-yard line, and the resulting series ended in an Irish rushing TD.

- His four tackles at Pitt tied for second on a defense that held Pitt to just a field goal. According to Pro Football Focus, McCloud's receivers were targeted six times at Pitt, making just three catches. He earned an 80.1 PFF tackle grade and a 76.2 coverage grade, resulting in a 75.6 overall defensive grade.

SQUAD ROLLS DEEP

- **S Houston Griffith** and true freshman **CB Clarence Lewis** made their first-career starts vs. South Florida. Both finished the game with five solo tackles including 1.0 for loss each, and Lewis tacked on three pass breakups.
- Junior **CB TaRiq Bracy** was named to the Pro Football Focus Team of the Week for his play against Duke. According to PFF, Bracy forced a contested target and incompletions on two of three targets, and did not allow any yards.



CAN I GET A WU-WU-WU?

- Named to the Preseason All-ACC team, **LB Jeremiah Owusu-Koramoah** boasts a total of 8.5 TFL on the season, which ranks T-18th in the ACC. His 44 total tackles rank second on Notre Dame's defense.
- In the victory over No. 1 Clemson, Owusu-Koramoah posted nine tackles (seven solo), 0.5 sack, 2.0 TFL (-6 yards), one forced fumble and one fumble recovery touchdown (23 yards).
- Owusu-Koramoah recovered a Clemson fumble and returned it 23 yards for a touchdown in the second quarter, marking the only fumble returned for a touchdown that week in the ACC.
- It was the first touchdown of the senior's career, and the third fumble recovery of his career (first this season, last came in 2019 vs. Iowa State in the Camping World Bowl).
- Owusu-Koramoah's touchdown marks the first true defensive touchdown of the season, as both prior non-offensive touchdowns were on opponent punts.
- Three plays later, Owusu-Koramoah forced a Clemson fumble, which was recovered by cornerback Nick McCloud. It led to an Irish field goal.
- In a performance that saw him named to the Pro Football Focus Team of the Week, Owusu-Koramoah posted his first-career interception at Pitt, giving the Irish possession at the Pitt 49-yard line to set up a Notre Dame TD drive.
- "Wu" led the Irish defense in TFL with 2.0 vs. Louisville, adding two other tackles, one of which resulted in no gain for the offense. Two of his tackles came on third down to force a fourth-down play.
- Owusu-Koramoah forced the first turnover of the season after breaking the ball loose from Duke's Jalon Calhoun in the third quarter. Owusu-Koramoah led the Irish in tackles (nine) and got to Duke QB Chase Brice for the third Irish sack of the day in the fourth quarter, pinning him for a loss of six yards on what would be Duke's final drive.



CLARENCE LEWIS



NICK MCCLLOUD



JEREMIAH OWUSU-KORAMOAH

JUST LIKE HE DREW IT UP

- Senior **LB Drew White** was awarded the game ball for his performance at North Carolina, in which he posted five tackles, 2.0 TFL (-8 yards), 0.5 sacks (-4 yards) and one pass breakup. White combined for a sack, his first of the season and pushing his career total to 2.5.
- In addition to 2.0 TFL, White allowed zero yards on his other tackles. White was one of just two ACC linebackers on the weekend with 2.0 or more tackles for loss. The only other ACC linebacker to reach that mark that weekend allowed nine yards on his other tackle outside of the TFL, while White allowed zero yards on all of his other tackles beyond the TFL.
- The senior tied for the team lead in tackles in the win over No. 1 Clemson with nine, also posting 1.0 TFL (-1) and a pass breakup.
- Overall, White ranks third on the Irish defense in total tackles with 43 on the season.

BE A DOG

- Junior **LB Bo Bauer** snagged his first-career interception, returning it 16 yards, in the second quarter at Pitt. The turnover gave the Irish possession at the Pitt 46 to set up a touchdown drive.

MR. INDIANA

- **LB Jack Kiser** posted his first-career interception at Boston College in the third quarter, giving Notre Dame possession at the Boston College 44-yard line. It was Notre Dame's fifth interception of the season.
- Kiser made a statement in his first-career start against South Florida, leading the team in tackles (eight) in his first game action on defense. Kiser's 2.0 tackles-for-loss led the team (tied), and he also posted a QB hurry. After not being listed on the depth chart leading up to the game, Kiser was called up to start at the BUCK position, and his efforts earned him the game ball. Pro Football Focus named Kiser its "Secret Superstar of the Week," giving him a 90.0 PFF grade in the first half.

MARIST MENTION

- **LB Marist Liufau** combined for a sack, the first of his career, at North Carolina. He ended the day with five tackles (three solo).

- The Irish shutout the Tar Heels in the second half, the first time North Carolina has been shut out in any half this season.
- At Boston College, the defensive line held the Eagles to just 85 rushing yards, marking the sixth time (of eight games) this season that the Irish have held an opponent to fewer than 100 rushing yards. The Irish now total seven games (of nine) allowing fewer than 100 rushing yards.
- In the win over No. 1 Clemson, the defensive line led the way. Through the first seven games of the season, Clemson averaged 167 rushing yards per game. In the first half, Notre Dame limited Clemson to just five rushing yards. The Tigers finished with 34 yards rushing on 33 carries. It marked the second time this season that Notre Dame has held an opponent to single-digit rushing yards in a half (First half at Pitt). The last time Clemson was held to less than 34 yards of rushing was January 1, 2009 vs. Nebraska (four yards).
- Travis Etienne, the ACC's all-time leading rusher, averaged 86.6 yards per game this season entering Saturday. The Irish defense held him to 28 yards on 18 rushes.
- That game was the only game of Travis Etienne's career in which he had 10 or more carries (18) and was held to 30 yards or less (28). This was also the fewest yards per carry of Etienne's career (1.6).
- On Clemson's final possession of double overtime, Notre Dame's defense sacked the quarterback on back-to-back plays, as Ade Ogundeji and Jeremiah Owusu-Koramoah combined for the first sack, and Daelin Hayes produced the second sack immediately following. It set Clemson up for

- third-and-24, and they were unable to convert.
- At North Carolina, **DL Ade Ogundeji** posted 2.0 sacks, tying a career-high, bringing his season total to 5.5. Just three other ACC players posted 2.0 sacks on the weekend, and only one of those players, in addition to Ogundeji, was part of a team that won that weekend.
- Ogundeji and the Irish defense combined for 6.0 sacks at North Carolina, an offense that entered the day allowing just 2.75 sacks per game. The last time Notre Dame recorded 6.0 or more sacks was in 2019 vs. Virginia (8.0). Adding to the sack total were **DL Isaiah Foskey** (1.0), **LB Drew White** (0.5), **DL Rylie Mills** (0.5), **DL Justin Ademilola** (1.0), **DL Myron Tagovailoa-Amosa** (0.5) and **LB Marist Liufau** (0.5). The sacks for Mills, Ademilola and Liufau were the first of their careers.
- **DL Daelin Hayes** recovered a Boston College errant snap for his first FR of the season and fifth of his career.
- Hayes totaled 2.0 sacks and two forced fumbles at Georgia Tech, both career-high single-game marks for the graduate student. Both forced fumbles came on the sacks. Hayes' two forced fumbles tied for the most in a single game among all FBS players this season, and he was the only player in the Power 5 to reach the mark on the weekend. Hayes' game at Georgia Tech earned him the game ball.
- The Irish D-Line held Georgia Tech to just 88 rushing yards, while entering the game, Georgia Tech had averaged 180.7 rushing yards per game (sixth in the ACC).
- With the help of Hayes' 2.0 sacks, the Irish sacked Georgia Tech a total of 5.0 times. Entering the game, Georgia Tech had allowed just 1.67 sacks per game (10 total). Other Notre Dame players to post a sack on Georgia Tech were **Foskey**, **Ogundeji** and **S Shaun Crawford**. **Tagovailoa-Amosa** posted a fumble recovery on one of Hayes' FFs.
- In the 45-3 win over Pitt, Notre Dame sacked Panther QBs three times. **Tagovailoa-Amosa** posted a sack for a loss of six yards, **S Isaiah Pryor** dropped the QB for a loss of seven yards and **Foskey** and **DL Ovie Oghufo** combined for a sack (-6 yards).
- **DL Jayson Ademilola** made his first-career start at defensive tackle in place of Tagovailoa-Amosa vs. Florida State. He also started against Louisville.
- **Hayes** made an impact play with his TFL vs. Louisville, reading the screen pass and pinning Louisville's Javian Hawkins for a loss of six in the fourth quarter, helping to stall a Louisville drive on first-and-20 and preserve the win.
- **Ogundeji** posted 2.0 sacks against Florida State for a total loss of nine yards, the leading sack figure on Notre Dame's defense. In total, he posted four tackles and a QBH.
- Sophomore **Foskey** tallied his first-career sack vs. Duke to force a Blue Devil field goal. The sophomore made noise in a reserve role against Duke, responsible for the sack (loss of 10 yards) and a QB hurry earlier in the game at the 11-yard line also forced a Duke field goal. Foskey broke up a pass on the next drive to help lead to a punt. His final TFL came in the fourth quarter, when he combined with **DL Jacob Lacey** to bring down Duke's Deon Jackson on second-and-13, setting up a Duke punt.



PUT THE PRESSURE ON

- Notre Dame's defensive line has combined for the best rushing defense in the ACC, allowing just 85.3 yards/game. Notre Dame's rushing defense ranks fourth nationally.
- At North Carolina, the defensive line held the Tar Heels, who entered the day averaging 233.5 rushing yards per game, to just 87 rushing yards. It marked the sixth-straight opponent that the Irish have held to 100 or fewer rushing yards. It was fewest rushing yards for the Tar Heels since 2017 against NC State (83 yards).
- UNC entered the game averaging 563 yards per game. Notre Dame held Carolina to 298 yards of total offense, the first time they have been limited to 400 yards or less this season.



- Foskey also blocked a Pitt punt with 0:11 remaining in the first half, returning it for a touchdown. It was Foskey's first-career score, and the second touchdown on a blocked punt for the Irish this season (vs. USF). It also marked his second-career blocked punt.
- Freshman **DL Alexander Ehrensberger** notched his first-career sack in the third quarter vs. South Florida, while sophomore **LB JD Bertrand** posted his first-career tackle.

DEFEND THE GRIDIRON

- Notre Dame's defense is ranked No. 1 in the ACC scoring defense (16.7/game) and rushing defense (85.3 avg./game).
- The Irish overall defense (303.4 avg/game) ranks 10th nationally. The Irish rank second in the ACC in total defense and third in passing defense (218.1 avg/game).
- The Irish lead the ACC in opponent third-down conversions, allowing just a 25.2 percent success rate. It is the third-best rate among all FBS teams.
- Notre Dame is second in the ACC in opponent first downs, allowing just 147 on the season thus far.
- Allowing just 85.3 rushing yards per game, which ranks fourth in the nation in rushing defense, the Irish have allowed opponents to rush for more than 100 yards in just two games this season.

Team	No. of Games	Yards allowed per game
Marshall	7	65.3
Wisconsin	3	67.3
Georgia	8	75.2
NOTRE DAME	9	85.3
Texas A&M	7	87.1
BYU	9	88.3

- The defense has yielded just 16.6 points per game through the first eight games of the season. That figure ranks tied for third among all Power 5 teams:

Team [Power 5]	No. of Games	Pts. allowed/game
Wisconsin	3	11.7
Northwestern	6	15.3
NOTRE DAME	9	16.7
Iowa	6	16.7
West Virginia	8	17.8
Alabama	8	18.5
Clemson	9	19.2

- In 2019, the Notre Dame defense ranked No. 12 among FBS teams in scoring defense, allowing just 17.9 points per game (26 touchdowns and 17 field goals).
- Of the Top 10 rushers in the ACC, which also includes Notre Dame's Kyren Williams, the Irish have faced five: Louisville's Javian Hawkins, North Carolina's Javonte Williams and Michael Carter, Clemson's Travis Etienne and Duke's Mataeo Durant (Notre Dame is also scheduled to face Wake Forest's Christian Beal-Smith and Kenneth Walker III later in the season). Notre Dame's defense has limited those five Top-10 running backs to an average of

34.2 yards (171 yards total on 57 carries).

- At North Carolina, UNC entered the game averaging 563 yards per game. Notre Dame held Carolina to 298 yards of total offense, the first time they have been limited to 400 yards or less this season.
- The Irish shutout the Tar Heels in the second half, the first time North Carolina has been shut out in any half this season.
- The game at UNC marked North Carolina's first loss of more than seven points in the past two seasons under Mack Brown.
- Through the first seven games of the season, Clemson averaged 167 rushing yards/game. In the first half, Notre Dame limited Clemson to just five rushing yards. The Tigers finished with 34 yards rushing on 33 carries. It marked the second time this season that the Irish have held an opponent to single-digit rushing yds. in a half (First half at Pitt). The last time Clemson was held to less than 34 yards of rushing was January 1, 2009 vs. Nebraska (four yards).
- The Irish defense went eight total quarters without giving up a TD, beginning with the fourth quarter vs. Louisville, and ending in the fourth quarter at Georgia Tech.
- Notre Dame held Georgia Tech to just 88 rushing yards, while entering the game, Georgia Tech had averaged 180.7 rushing yards per game (sixth in the ACC).
- At Georgia Tech, the Yellow Jackets only entered the red zone twice, and were only successful in scoring once. In the win at Pittsburgh, not only did the Irish limit Pitt to just a field goal, they also kept the Panthers out of the red zone entirely. Prior to the game, Pitt had totaled 27 appearances in the red zone through six games.
- The Irish held back-to-back opponents (Pitt and Louisville) to fewer than 10 points for the first time since 2012 (Boston College - 6, Wake Forest - 0).
- The Irish held Pitt to just a field goal; the last time Notre Dame held a team without a TD on the road or at a neutral site was Iowa State in the 2019 Camping World Bowl.
- Notre Dame limited Pittsburgh to just 44 rushing yards, sacking Panthers QBs a total of three times. Pittsburgh's longest drive of the day was just 43 yards, and with just 19:01 of total possession time for the Panthers, none of their 13 drives lasted longer than 2:31.
- The Irish held Pitt to -3 rushing yards in the first quarter, the fewest in a single quarter by an opposing team since

Notre Dame held Iowa State to -13 rushing yards in the fourth quarter of the 2019 Camping World Bowl.

- Notre Dame held Pitt to two rushing yards in the first half, the fewest in a half since the Irish held Iowa State to 1 rushing yard in the second half of the 2019 Camping World Bowl. Pitt entered the game averaging 107.0 rushing yards per game.
- In the win over Louisville, the defense limited Louisville to just 96 rushing yards. Entering the game, the Cardinals averaged 177.8 rushing yards per game.
- On the day, Louisville posted just 14 first downs and held the ball for only 23:45 minutes of possession time. Entering the game, the Cardinals ranked second in the ACC in time of possession, averaging 32:59 per game.
- Notre Dame marked the second shutout in as many seasons with a 52-0 victory over RV South Florida in Week Two. The Irish allowed the Bulls in the red zone just one time on the day, and the attempt was unsuccessful for South Florida. In all, the Bulls were held to 11 first downs, including just one first down in the first half.

FOLLOW HIS LEA-D

- Notre Dame has held 32-of-35 opponents during Clark Lea's tenure as defensive coordinator to 30 points or less. That includes ranked opponents LSU, Michigan, Stanford, Virginia Tech, Syracuse, Clemson, Georgia, Virginia, Navy and North Carolina.

SATURDAY SPECIALISTS

- The Irish rank second in the ACC in kick-return defense, allowing an average of just 17.69 yards per return. The ACC-leading mark is 17.37 yards/return (Virginia Tech).
- True freshman **RB Chris Tyree** owns the fourth-best kick return average in the ACC, bringing back kicks at a rate of 21.1 yards per game.
- The Irish have blocked two punts, returning both for touchdowns, thus far this season.
- Notre Dame is the only Power 5 team to boast two different players with punt return touchdowns this season. No other Power 5 team has more total punt return touchdowns this season than Notre Dame's two. Only two other FBS teams have two different players with punt return touchdowns this season (Georgia Southern, Liberty and Boise State).




CLARK LEA



CHRIS TYREE



- DL **Isaiah Foskey** blocked a Pitt punt with 0:11 remaining in the first half, returning it for a touchdown. It was Foskey's first-career score, and the second touchdown on a blocked punt for the Irish this season (vs. USF). It also marked his second-career blocked punt.
- Foskey was the only player in the ACC to record a punt return TD that week. There have been just 28 this season in the FBS, and only two FBS players boasts two.



ISAIAH FOSKEY

- True freshman DL **Jordan Botelho** recovered a blocked South Florida punt for a touchdown in the 52-0 shutout win, marking the only punt return TD in the ACC that week and just the second at that point in the season. DL **Osita Ekwonu** was responsible for the block. It was the first blocked punt returned for a TD by the Irish since 2015 vs. Southern Cal.
- Botelho was the only player in the FBS that week to post a punt return touchdown.
- Botelho also provided pressure on another South Florida punt, forcing a rushed punt that traveled just one yard and gave the Irish possession at the South Florida 25-yard line.
- P **Jay Bramblett** made his mark vs. Duke, bombing six punts in the season-opener, including punts of 53, 52 and 45 yards. His play of the day came in the second quarter on a fake punt play, when he rushed for 14 yards, cutting to get the Irish the first down and keeping Notre Dame's drive alive to end in a touchdown. On the day, Bramblett marked a 43.8-yard average punt.
- K/P **Dawson Goepferich** scored his first points for the Irish on a PAT vs. South Florida.
- LS **Michael Vinson** made his debut as the first-string player in the season-opener after the graduation of LS **John Shannon**, recipient of the inaugural Patrick Mannelly Award in 2019, honoring the nation's top long snapper.



JORDAN BOTELHO

OPEN DOERER

- K/P **Jonathan Doerer** is 13-18 on field-goal attempts through the season, connecting on all 40 PAT attempts. He has now connected on 102-consecutive PATs, a streak which extends to 2018 vs. Navy and ranks 10th among all FBS active streaks. The streak is the fourth-longest current streak in the ACC.
- Doerer ranks tied for seventh overall in scoring in the ACC (8.8 pts./game) and ranks fourth among kickers in scoring.

- In the win vs. No. 1 Clemson, Doerer matched the Notre Dame record for kicking points in a game, accounting for 17 kicking points vs. Clemson. His 17 points tie for the most kicking points in a single game by any FBS player this season.
- He made four field goals on the day, matching his previous career high in the 2019 Camping World Bowl vs. Iowa State. His previous single-game point high was 15 in the 2019 Camping World Bowl!
- Doerer's five field goal attempts match a single-game high in the ACC this season.
- In the win vs. Louisville, Doerer made both field goal attempts, giving the Irish an early lead in the 12-7 contest on a day that experienced wind gusts upwards of 30 MPH.
- On the season, Doerer owns an 77.8 FG percentage in conference games, tying for fifth in the ACC.
- In 2019, Doerer compiled a 85.0 FG-make percentage (17-20), the fifth-best by an Irish kicker in a single season since 1996. In 2019, Doerer was perfect on PAT attempts (57-of-57), totaling 108 points between field goals and PAT.
- In 2019, Doerer scored 108 points for the Irish, the most in a single season by any Notre Dame kicker. He topped Kyle Brindza's 2013 mark of 98 with his performance in the Camping World Bowl vs. Iowa State, in which Doerer netted 15 points on four field goals and three PATs.
- In 2019, Doerer inscribed his name in Notre Dame record books vs. Southern Cal, becoming the first Irish kicker since Dave Reeve (1977) to make three field goals of 40 or more yards in a single game. Doerer made a career-long 52-yard field goal on the opening drive of the second half vs. Southern Cal, also making a 45-yard field goal with 15 seconds remaining in the first half. Doerer added a 43-yard field goal in the fourth quarter. All three surpassed his previous career-long (36 yards).



JAY BRAMBLETT



JONATHAN DOERER



NOTRE DAME ACC SCHEDULING AGREEMENT

NOTRE DAME ACC FUTURE SCHEDULES

- In a partnership that began in 2014, the University of Notre Dame and the Atlantic Coast Conference agreed to schedule the Irish to play, on average, five ACC opponents each season. Originally scheduled through the 2025 season, the games have now been scheduled through the 2037 campaign.
- Notre Dame is 31-7 (.816) against ACC opponents since the scheduling agreement began during the 2014 season:

Year	Opponent	H/A/N	W/L	Score
2014	Syracuse	N	W	31-15
2014	North Carolina	H	W	50-43
2014	Florida State	A	L	27-31
2014	Louisville	H	L	28-31
2015	Virginia	A	W	34-27
2015	Georgia Tech	H	W	30-22
2015	Clemson	A	L	22-24
2015	Pittsburgh	A	W	42-30
2015	Wake Forest	H	W	28-7
2015	Boston College	N	W	16-13
2016	Duke	H	L	35-38
2016	Syracuse	N	W	50-33
2016	NC State	A	L	3-10
2016	Miami	H	W	30-27
2016	Virginia Tech	H	L	31-34
2017	Boston College	A	W	49-20
2017	North Carolina	A	W	33-10
2017	NC State	H	W	35-14
2017	Wake Forest	H	W	48-37
2017	Miami	A	L	8-41
2018	Wake Forest	A	W	56-27
2018	Virginia Tech	A	W	45-23
2018	Pittsburgh	H	W	19-14
2018	Florida State	H	W	42-13
2018	Syracuse	N	W	36-3
2019	Louisville	A	W	35-17
2019	Virginia	H	W	35-20
2019	Virginia Tech	H	W	21-20
2019	Duke	A	W	38-7
2019	Boston College	H	W	40-7
2020~	Duke	H	W	27-13
2020~	Florida State	H	W	42-26
2020~	Louisville	H	W	12-7
2020~	Pittsburgh	A	W	45-3
2020~	Georgia Tech	A	W	31-13
2020~	Clemson	H	W	47-40 (2OT)
2020~	Boston College	A	W	45-31
2020~	North Carolina	A	W	31-17

Year	Opponent	H/A/N	2029	Opponent	H/A/N
2020~	Syracuse	H	2029	NC State	A
2020~	Wake Forest	A	2029	Syracuse	A
2021	*Florida State	A	2029	Wake Forest	H
2021	Virginia Tech	A	2030	Boston College	A
2021	North Carolina	H	2030	Duke	H
2021	Virginia	H	2030	Florida State	H
2021	Georgia Tech	H	2030	Louisville	A
2022	North Carolina	A	2030	North Carolina	H
2022	Syracuse	A	2031	*Clemson	A
2022	Boston College	H	2031	Miami	H
2022	Clemson	H	2031	North Carolina	A
2023	NC State	A	2031	NC State	H
2023	Duke	A	2031	Virginia	A
2023	Louisville	A	2032	Florida State	H
2023	Wake Forest	H	2032	Georgia Tech	A
2023	Clemson	A	2032	Louisville	H
2023	Pittsburgh	H	2032	Miami	A
2024	Miami	H	2032	Wake Forest	H
2024	Georgia Tech	A	2033	Boston College	A
2024	Florida State	H	2033	Duke	A
2024	Virginia	H	2033	Louisville	A
2025	Miami	A	2033	Pittsburgh	H
2025	NC State	H	2033	Virginia Tech	H
2025	Boston College	A	2034	Clemson	H
2025	Pittsburgh	A	2034	Miami	A
2025	Syracuse	H	2034	Pittsburgh	A
2026	Florida State	A	2034	Syracuse	H
2026	Louisville	H	2034	Virginia	H
2026	North Carolina	A	2035	Boston College	H
2026	Syracuse	H	2035	Duke	H
2026	Virginia	H	2035	Louisville	A
2027	Clemson	A	2035	NC State	A
2027	Duke	A	2035	Virginia	A
2027	Georgia Tech	H	2036	Florida State	H
2027	Virginia Tech	H	2036	Georgia Tech	A
2027	Wake Forest	A	2036	North Carolina	A
2028	Boston College	H	2036	Pittsburgh	H
2028	Clemson	H	2036	*Virginia Tech	A
2028	Miami	H	2037	Clemson	A
2028	Pittsburgh	A	2037	Miami	H
2028	Virginia Tech	A	2037	NC State	H
2029	Florida State	A	2037	Syracuse	A
2029	Georgia Tech	H	2037	Wake Forest	A

* - Labor Day Monday

~ - Irish received new schedule as part of 2020 ACC membership

- In 2020, the Irish are 8-0 in ACC play, with wins over Duke, Florida State, Louisville, Pitt, Georgia Tech, Clemson, Boston College and North Carolina.
- In 2019, the Irish went undefeated against the ACC, beating Louisville, Virginia, Virginia Tech, Duke and Boston College as part of the scheduling agreement.
- The Irish improved to 22-1 in regular-season games against Atlantic Coast Conference opponents over the last four seasons (2017-20).
- Notre Dame has won eight-straight ACC road games and 11-consecutive ACC home games.
- There have been, and in the future there will be, seasons when the Irish face just four ACC opponents but will eventually even out the agreement by facing six ACC teams in another year (this occurred in 2014 and 2015 and is set to occur in 2021-22 and 2022-23).



IRISH VS. THE ATLANTIC COAST CONFERENCE

Team	Home				Away				Neutral				Overall			
	W	L	T	%	W	L	T	%	W	L	T	%	W	L	T	%
Boston College	8	5	0	0.615	6*	4	0	0.600	3	0	0	1.000	17*	9	0	0.654
Clemson	1	1	0	0.500	1	1	0	0.500	0	1	0	0.000	2	3	0	0.400
Duke	4	1	0	0.800	1	1	0	0.500	0	0	0	0.000	5	2	0	0.714
Florida State	3	2	0	0.600	1	1	0	0.500	0	3	0	0.000	4	6	0	0.400
Georgia Tech	16	3	0	0.842	13	2	1	0.844	0	1	0	0.000	29	6	1	0.819
Louisville	1	1	0	0.500	1	0	0	0.000	0	0	0	0.000	2	1	0	0.667
Miami (Fla.)	9	1	0	0.900	6	7	1	0.464	2	0	0	1.000	17*	8	1	0.673
North Carolina	12	0	0	1.000	6	2	0	0.750	1	0	0	1.000	19	2	0	0.905
NC State	1	0	0	1.000	0	1	0	0.000	0	1	0	0.000	1	2	0	0.333
Pittsburgh	21	10	0	0.667	29	11	1	0.720	0	0	0	0.000	50*	21	1	0.701
Syracuse	2	1	0	0.667	1	1	0	0.500	3	1	0	0.750	6	3	0	0.667
Virginia	1	0	0	1.000	1	0	0	1.000	1	0	0	1.000	3	0	0	1.000
Virginia Tech	1	1	0	0.500	1	0	0	1.000	0	0	0	0.000	2	1	0	0.667
Wake Forest	2*	0	0	1.000	2	0	0	1.000	0	0	0	0.000	4	0	0	1.000
TOTAL	82	26	0	0.759	68*	31	3	0.681	11	7	0	0.611	160	64	3	0.711

* - Includes 20 regular-season wins and two postseason appearances vacated under discretionary NCAA penalty.

2020 NOTRE DAME OPPONENT UPDATE

Rk	Team	Record	Last Week	This Week	Next Week
		2-7 1-7 in ACC	L, 33-56 at Georgia Tech	vs. Florida State TBD	Open
		1-8 0-7 in AAC	L, 46-58 vs. UCF	Open	Open
		2-6 1-6 in ACC	Postponed vs. Virginia	at Duke TBD	Open
		3-7 2-7 in ACC	L, 27-34 at Boston College	Open	Open
		5-5 4-5 in ACC	L, 17-52 at Clemson	Open	at Georgia Tech (Thursday) 7 p.m. ET
		3-5 3-4 in ACC	W, 56-33 vs. Duke	at NC State TBD	vs. Pitt (Thursday) 7 p.m. ET
3/4/3		7-1 6-1 in ACC	W, 52-17 vs. Pitt	at Virginia Tech TBD	Open
-/-/RV		6-4 5-4 in ACC	W, 34-27 vs. Louisville	at Virginia TBD	Open
19/RV/RV		6-3 6-3 in ACC	L, 17-31 vs. Notre Dame	vs. Western Carolina, TBD	at Miami TBD
		1-9 1-8 in ACC	L, 29-36 vs. NC State	at Notre Dame 2:30 p.m. ET	Open
		4-3 3-3 in ACC	Open	Postponed vs. Miami	vs. Notre Dame TBD

2020 ACC STANDINGS

Team	ACC Record	Overall Record	Streak
NOTRE DAME	8-0	9-0	W9
Clemson	7-1	8-1	W1
Miami	6-1	7-1	W4
NC State	6-3	7-3	W3
North Carolina	6-3	6-3	L1
Boston College	5-4	6-4	W1
Wake Forest	3-3	4-3	L1
Virginia Tech	4-4	4-5	L3
Pitt	4-5	5-5	L1
Virginia	3-4	4-4	W3
Georgia Tech	3-4	3-5	W1
Louisville	2-7	3-7	L1
Florida State	1-6	2-6	L3
Duke	1-7	2-7	L2
Syracuse	1-8	1-9	L7

COLLEGE FOOTBALL PLAYOFF
[November 24, 2020]

Rk	Team	Record	Trend
1	Alabama	7-0	—
2	NOTRE DAME	9-0	—
3	Clemson	7-1	—
4	Ohio State	4-0	—
5	Texas A&M	5-1	—
6	Florida	6-1	—
7	Cincinnati	8-0	—
8	Northwestern	5-0	—
9	Georgia	5-2	—
10	Miami	7-1	—
11	Oklahoma	6-2	—
12	Indiana	4-1	—
13	Iowa State	6-2	—
14	BYU	9-0	—
15	Oregon	3-0	—
16	Wisconsin	2-1	—
17	Texas	5-2	—
18	Southern Cal	3-0	—
19	North Carolina	6-3	—
20	Coastal Carolina	8-0	—
21	Marshall	7-0	—
22	Auburn	5-2	—
23	Oklahoma State	5-2	—
24	Iowa	3-2	—
25	Tulsa	5-1	—

ASSOCIATED PRESS TOP 25 -
November 29, 2020

Rk	Team (1st Place Votes)	Rec.	Points	Trend
1	Alabama (62)	8-0	1550	—
2	NOTRE DAME	9-0	1481	—
3	Ohio State	4-0	1403	—
4	Clemson	8-1	1392	—
5	Texas A&M	6-1	1262	—
6	Florida	7-1	1226	—
7	Cincinnati	8-0	1204	—
8	BYU	9-0	1113	—
9	Miami	7-1	991	+1
10	Indiana	5-1	984	+2
11	Georgia	6-2	919	+2
12	Iowa State	7-2	873	+3
13	Oklahoma	6-2	815	+1
14	Coastal Carolina	9-0	694	+2
15	Marshall	7-0	600	+2
16	Northwestern	5-1	577	-5
17	Southern Cal	3-0	540	+2
18	Wisconsin	2-1	531	—
19	Oklahoma State	6-2	426	+2
20	Louisiana	8-1	352	+3
21	Oregon	3-1	326	-12
22	Tulsa	5-1	244	+2
23	Washington	3-0	218	NR
24	Iowa	4-2	119	NR
25	Liberty	9-1	67	NR

Others receiving votes: North Carolina 65, Buffalo 56, Texas 39, Auburn 25, Colorado 21, NC State 11, Boise State 8, San José State 8, SMU 8, UCF 1, Oregon State 1

COACHES POLL TOP 25-
November 29, 2020

Rk	Team (1st Place Votes)	Rec.	Points	Trend
1	Alabama (59)	8-0	1547	—
2	NOTRE DAME (2)	9-0	1479	—
3	Clemson	8-1	1391	+1
4	Ohio State (1)	4-0	1382	-1
5	Florida	7-1	1255	—
6	Texas A&M	6-1	1254	—
7	Cincinnati	8-0	1177	—
8	BYU	9-0	1073	—
9	Miami	7-1	1026	—
10	Georgia	6-2	972	—
11	Indiana	5-1	934	+1
12	Iowa State	7-2	855	+3
13	Oklahoma	6-2	816	+1
14	Coastal Carolina	9-0	625	+3
15	Marshall	7-0	615	+1
16	Southern Cal	3-0	581	+2
17	Northwestern	5-1	535	-4
18	Oklahoma State	6-2	469	+4
19	Wisconsin	2-1	459	+1
20	Oregon	3-1	343	-9
21	Louisiana	8-1	293	+3
22	Tulsa	5-1	228	+3
23	Washington	3-0	186	NR
24	Iowa	4-2	125	NR
25	Liberty	9-1	87	NR

Others receiving votes: Auburn 75, North Carolina 68, Missouri 43, Texas 40, NC State 40, Appalachian State 33, Buffalo 29, Colorado 27, San José State 19, Memphis 17, Boise State 15, Nevada 14, Boston College 10, Army 6, Ole Miss 3, West Virginia 2, UCF 1, Florida Atlantic 1

GAME 1
 Sept. 12, 2020 | Notre Dame Stadium
 Attend: 10,097 | TV: NBC

(--/RV) DUKE	13
(10/10) NOTRE DAME	27

NOTRE DAME, Indiana – The 10th-ranked University of Notre Dame Fighting Irish football team collected its first ever conference win, taking down ACC foe Duke 27-13. The Irish offense had a balanced attack led by sophomore running back Kyren Williams. In his first career start, Williams tallied 112 yards on the ground, 93 yards receiving and two rushing touchdowns. Williams became the first Irish player in the last 25 years to record 90+ yards rushing and receiving in the same game.

SCORE BY QUARTERS

	1	2	3	4	Final
Duke	3	3	7	0	13
Notre Dame	0	10	7	10	27

SCORING SUMMARY

1st 07:01 DUKE	C.Ham 29 yd FG, 10-79, 03:53; DU 3, ND 0
2nd 10:39 ND	K.Williams 1 yd rush (#39 J.Doerer kick), 12-96 04:37; DU 3, ND 7
03:20 DUKE	C.Ham 30 yd FG, 11-80 04:12; DU 6, ND 7
00:00 ND	J.Doerer 48 yd FG, 9-54 01:13; DU 6, ND 10
3rd 07:57 ND	K.Williams 26 yd rush (#39 J.Doerer kick), 7-59 03:32; DU 6, ND 17
02:19 DUKE	C.Brice 2 yd rush (#44 C.Ham kick), 6-39 02:24; DU 13, ND 17
4th 10:58 ND	A.Davis 17 yd pass from #12 I.Book (#39 J.Doerer kick), 15-83 06:14; DU 13, ND 24
05:21 ND	J.Doerer 34 yd FG, 6-40 03:45; DU 13, ND 27

TEAM STATISTICS

	DUKE	ND
FIRST DOWNS	19	24
RUSHES-YARDS (NET)	30-75	42-178
PASSING YARDS (NET)	259	263
Passes Comp-Att-Int	20-37-0	19-31-1
TOTAL OFFENSE PLAYS-YARDS	67-334	73-441
Fumble Returns-Yards	0-0	0-0
Punt Returns-Yards	4-27	1-3
Kickoff Returns-Yards	2-41	4-90
Interception Returns-Yards	1-0	0-0
Punts (Number-Avg)	6-45.7	6-43.8
Fumbles-Lost	2-2	0-0
Penalties-Yards	4-31	4-39
Possession Time	26:36	33:24
Third-Down Conversions	4 of 15	7 of 16
Fourth-Down Conversions	0 of 1	2 of 2
Red-Zone Scores-Chances	3-3	3-4
Sacks By: Number-Yards	3-14	3-21

Rushing: Duke– Deon Jackson 15-52, Chase Brice 9-20, Mataeo Durant 5-7, TEAM 1- -4. **Notre Dame**– Kyren Williams 19-112, Chris Tyree 6-20, Jahmir Smith 5-15, Jay Bramblett 1-14, Ian Book 9-12, Jafar Armstrong 2-5.

Passing: Duke– Chase Brice 20-37-0-259. **Notre Dame**– Ian Book 19-31-1-263.

Receiving: Duke– Noah Gray 5-68, Jalon Calhoun 5-62, Eli Pancol 3-78, Jake Bobo 3-34, Deon Jackson 2- -6, Jontavis Robertson 1-13, Darrell Harding Jr. 1-10. **Notre Dame**– Tommy Tremble 5-43, Joe Wilkins 4-39, Michael Mayer 3-38, Kyren Williams 2-93, Avery Davis 2-26, Jafar Armstrong 2-20, Lawrence Keys III 1-4.

Interceptions: Duke– Lummie Young IV 1-0. **Notre Dame**– None.

Fumbles: Duke– Jalon Calhoun 1-1. **Notre Dame**– None.

GAME 2
 Sept. 19, 2020 | Notre Dame Stadium
 Attend: 10,085 | TV: NBC

(RV/RV) SOUTH FLORIDA	0
(7/7) NOTRE DAME	52

NOTRE DAME, Indiana — The seventh-ranked Notre Dame Fighting Irish football team's defense was on full display, shutting out visiting South Florida 52-0 to improve to 2-0 on the season. Notre Dame extended its home winning streak to 20 games, breaking the longest streak in modern program history (19-straight from 1987-90). Notre Dame totaled six rushing touchdowns overall from four different players, with three from Ian Book in the first half.

SCORE BY QUARTERS

	1	2	3	4	Final
South Florida	0	0	0	0	0
Notre Dame	14	21	10	7	52

SCORING SUMMARY

1st 12:05 ND	Ian Book 4 yd run (Jonathan Doerer kick), 7-55 2:50; USF 0, ND 7
07:06 ND	Chris Tyree 1 yd run (Jonathan Doerer kick), 7-43 3:24; USF 0, ND 14
2nd 14:25 ND	Ian Book 1 yd run (Jonathan Doerer kick), 11-58 5:07; USF 0, ND 21
11:15 ND	Flemister, C'Bo 26 yd run (Jonathan Doerer kick), 5-53 1:57; USF 0, ND 28
01:55 ND	Ian Book 1 yd run (Jonathan Doerer kick), 4-25 0:54; USF 0, ND 35
3rd 06:34 ND	Jonathan Doerer 22 yd field goal, 10-60 3:21; USF 0, ND 38
03:23 ND	Botelho, Jordan 1 yd blocked punt return (Jonathan Doerer kick); USF 0, ND 45
4th 02:15 ND	Jafar Armstrong 5 yd run (Goepferich, Dawson kick), 10-66 7:00; USF 0, ND 52

TEAM STATISTICS

	USF	ND
FIRST DOWNS	11	21
RUSHES-YARDS (NET)	33-106	45-281
PASSING YARDS (NET)	125	149
Passes Comp-Att-Int	12-29-0	13-21-0
TOTAL OFFENSE PLAYS-YARDS	62-231	66-430
Fumble Returns-Yards	0-0	0-0
Punt Returns-Yards-TD	0-0	2-62-1
Kickoff Returns-Yards	8-129	1-14
Interception Returns-Yards	0-0	0-0
Punts (Number-Avg)	6-144	2-74
Fumbles-Lost	0-0	2-0
Penalties-Yards	4-40	2-25
Possession Time	27:33	32:27
Third-Down Conversions	2 of 15	8 of 14
Fourth-Down Conversions	1 of 5	2 of 2
Red-Zone Scores-Chances	0-1	6-7
Sacks By: Number-Yards	0-0	2-15

Rushing: USF– Johnny Ford 6-70, Jordan McCloud 5-21, Noah Johnson 6-12, Brian Battie 3-9, Kell Joiner Jr. 8-6, Oduunay Seriki 3-1, Latrel Williams 1--4, Jahquez Evans 1--9. **Notre Dame**– C'Bo Flemister 13-127, Chris Tyree 8-65, Kyren Williams 10-62, Ian Book 4-9, Jafar Armstrong 7-7, Tommy Tremble 1-4, Drew Pyne, 1-4, Braden Lenzy 1-3.

Passing: USF– Jordan McCloud 8-14-0-64, Noah Johnson 4-12-0-61, Katravis Marsh 0-3-0-0. **Notre Dame**– Ian Book 12-19-0-144, Drew Pyne 1-2-0.

Receiving: USF– Devontres Dukes 3-36, Latrel Williams 2-48, Mitche Brinkman 2-21, Omario Dollison 1-7, Xavier Weaver 1-6, Chris Carter 1-4, Kell Joiner Jr. 1--3, Terrence Horne 1--4. **Notre Dame**– Tommy Tremble 3-61, Braden Lenzy 3-34, Kyren Williams 2-10, Jafar Armstrong 1-18, C'Bo Flemister 1-9, Javon McKinley 1-7, Kevin Bauman 1-5, Michael Mayer 1-5.

Interceptions: USF– None. **Notre Dame**– None.

Fumbles: USF– None. **Notre Dame**– Kyren Williams 1-0, C'Bo Flemister 1-0.

GAME 3

October 10, 2020 | Notre Dame Stadium
Attend: 10,409 | TV: NBC

FLORIDA STATE	26
(5/5) NOTRE DAME	42

NOTRE DAME, Indiana – Taking the field for the first time in three weeks, fifth-ranked Notre Dame (3-0, 2-0 ACC) used the ground game to run past the Florida State Seminoles (1-3, 0-3 ACC), 42-26, at Notre Dame Stadium (10,049). Sophomore running back Kyren Williams had a career day, compiling 185 rushing yards on 19 carries with two rushing touchdowns. It was the most rushing yards by an Irish player since 2018 when Dexter Williams had 202, also against Florida State. Freshman Chris Tyree also contributed to the successful night on the ground, totaling 103 yards on 11 carries with one touchdown.

SCORE BY QUARTERS

	1	2	3	4	Final
Florida State	17	3	6	0	26
Notre Dame	14	21	7	0	42

SCORING SUMMARY

1st	12:03	FSU	Fitzgerald,Ryan 42 yd field goal, 4-8 2:07; FSU 3, ND 0
	10:43	ND	Mayer,Michael 8 yd pass from Book,Ian (Doerer,Jonathan kick), 3-75 1:20; FSU 3, ND 7
	06:10	ND	Williams,Kyren 46 yd run (Doerer,Jonathan kick), 5-76 2:19; FSU 3, ND 14
	02:51	FSU	Travis,Jordan 4 yd run (Fitzgerald,Ryan kick), 3-19 1:13; FSU 10, ND 14
	00:38	FSU	Terry,Tamorriion 48 yd pass from Travis,Jordan (Fitzgerald,Ryan kick), 4-71 1:13; FSU 17, ND 14
2nd	12:27	ND	Williams,Kyren 1 yd run (Doerer,Jonathan kick), 8-75 3:11; FSU 17, ND 21
	05:25	ND	Tyree,Chris 45 yd run (Doerer,Jonathan kick), 4-81 1:50; FSU 17, ND 28
	01:17	FSU	Fitzgerald,Ryan 26 yd field goal, 13-67 4:08; FSU 20, ND 28
	00:11	ND	Lenzy,Braden 6 yd pass from Book,Ian (Doerer,Jonathan kick), 8-57 0:58; FSU 20, ND 35
3rd	12:25	FSU	Webb,La'Damian 7 yd run (Terry,Tamorriion pass failed), 7-75 2:35; FSU 26, ND 35
	08:40	ND	Book,Ian 3 yd run (Doerer,Jonathan kick), 8-73 3:39; FSU 26, ND 42

TEAM STATISTICS

	FSU	ND
FIRST DOWNS	18	25
RUSHES-YARDS (NET)	40-153	42-353
PASSING YARDS (NET)	252	201
Passes Comp-Att-Int	17-31-1	16-25-0
TOTAL OFFENSE PLAYS-YARDS	71-405	67-554
Fumble Returns-Yards	0-0	0-0
Punt Returns-Yards	0-0	1- -6
Kickoff Returns-Yards	4-66	3-90
Interception Returns-Yards	0-0	1-23
Punts (Number-Avg)	6-44.0	3-39.7
Fumbles-Lost	0-0	2-2
Penalties-Yards	7-59	4-28
Possession Time	32:08	27:52
Third-Down Conversions	2 of 14	2 of 8
Fourth-Down Conversions	3 of 3	1 of 2
Red-Zone Scores-Chances	3-4	4-5
Sacks By: Number-Yards	0-0	4-22

Rushing: Florida State- Jordan Travis 19-96, La'Damian Webb 13-59, Jashaun Corbin 2-9, Lawrance Toafili 3-1, TEAM 1- -3, James Blackman 2- -9. **Notre Dame**- Kyren Williams 19-185, Chris Tyree 11-103, Ian Book 9-58, Braden Lenzy 2-5, C'Bo Flemister 1-2.

Passing: Florida State- Jordan Travis 13-24-1-204, James Blackman 4-5-0-48, TEAM 0-2-0-0. **Notre Dame**- Ian Book 16-25-0-201.

Receiving: Florida State- Tamorriion Terry 9-146, Ontaria Wilson 2-22, Lawrance Toafili 1-31, Jordan Young 1-18, Ja'Khi Douglas 1-17, Warren Thompson 1-9, Camren McDonald 1-5, La'Damian Webb 1-4. **Notre Dame**- Javon McKinley 5-107, Braden Lenzy 3-29, Michael Mayer 2-25, Kyren Williams 2-11, Brock Wright 2-10, Avery Davis 1-13, Tommy Tremble 1-6.

Interceptions: Florida State- None. **Notre Dame**- Shawn Crawford 1-23.

Fumbles: Florida State- None. **Notre Dame**- Kyren Williams 1-1, Lawrence Keys III 1-1.

GAME 4

Oct. 17, 2020 | Notre Dame Stadium
Attend: 10,182 | TV: NBC

LOUISVILLE	7
(4/4) NOTRE DAME	12

NOTRE DAME, Indiana — The fourth-ranked Notre Dame football team battled the University of Louisville at Notre Dame Stadium and prevailed with a 12-7 victory to remain undefeated (4-0, 3-0 ACC) on the season. The Irish ran the ball well, finishing the afternoon with 232 yards on 49 carries. Sophomore Kyren Williams paced the Irish backfield with 127 yards on 25 carries, marking his third 100-yard rushing effort on the season. Graduate student Ian Book had an impressive third-quarter 13-yard rushing touchdown to regain the lead on his way to amassing 47 yards on the ground.

SCORE BY QUARTERS

	1	2	3	4	Final
Louisville	0	0	7	0	7
Notre Dame	6	0	6	0	12

SCORING SUMMARY

1st	09:26	ND	Jonathan Doerer 32 yd field goal, 12-61 5:34; UL 0, ND 3
	00:30	ND	Jonathan Doerer 30 yd field goal, 15-76 7:09; UL 0, ND 6
3rd	07:37	UL	Ford,Marshon 1 yd pass from Cunningham,Mali (Turner,Jason kick), 13-83 7:16; UL 7, ND 6
	03:43	ND	Ian Book 13 yd run (Javon McKinley pass failed), 8-66 3:49; UL 7, ND 12

TEAM STATISTICS

	UL	ND
FIRST DOWNS	14	24
RUSHES-YARDS (NET)	23-96	49-232
PASSING YARDS (NET)	137	106
Passes Comp-Att-Int	17-22-0	11-19-0
TOTAL OFFENSE PLAYS-YARDS	45-233	68-338
Fumble Returns-Yards	0-0	0-0
Punt Returns-Yards-TD	0-0	0-0
Kickoff Returns-Yards	3-68	1-22
Interception Returns-Yards	0-0	0-0
Punts (Number-Avg)	5-40.4	2-41.5
Fumbles-Lost	0-0	0-0
Penalties-Yards	7-60	3-18
Possession Time	23:45	36:15
Third-Down Conversions	3 of 9	8 of 14
Fourth-Down Conversions	1 of 1	0 of 1
Red-Zone Scores-Chances	1-1	3-5
Sacks By: Number-Yards	4-21	0-0



Rushing: UL- Javian Hawkins 15-51, Malik Cunningham 7-49, Tutu Atwell 1- -4. **Notre Dame**- Kyren Williams 25-127, Ian Book 12-47, Chris Tyree 7-32, Javon McKinley 1-15, Avery Davis 1-10, Jay Bramblett 1-7, TEAM 2- -6.

Passing: UL- Malik Cunningham 16-19-0-132, Evan Conley 1-2-0-5, TEAM 0-1-0-0. **Notre Dame**- Ian Book 11-19-0-106.

Receiving: UL- Javian Hawkins 5-46, Tutu Atwell 4-40, Marshon Ford 3-11, Dez Pitzpatrick 2-21, Isaac Martin 2-11, Braden Smith 1-8. **Notre Dame**- Ben Skowronek 2-28, Avery Davis 2-17, Chris Tyree 2-15, Kevin Austin 1-18, Michael Mayer 1-12, Javon McKinley 1-7, Kyren Williams 1-5, Tommy Tremble 1-4.

Interceptions: UL- None. **Notre Dame**- None.

Fumbles: UL- None. **Notre Dame**- None.

	GAME 5	
	October 24, 2020 Heinz Field Attend: 5,451 TV: ABC	
(3/3) NOTRE DAME		45
PITTSBURGH		3

PITTSBURGH, Pennsylvania – The third-ranked University of Notre Dame football team moved to 5-0 in 2020 with a convincing 45-3 victory over the Pittsburgh Panthers (3-4). Offensively, quarterback Ian Book led the way for the Irish with 312 yards passing and three passing touchdowns while adding 40 yards rushing on eight carries. Notre Dame added two rushing touchdowns on the afternoon, marking the first time the Pittsburgh defense has given up multiple rushing touchdowns since Oct. 5, 2019 against Duke. The Irish held the Panthers to 97 yards of offense and just two yards rushing in the opening 30 minutes. Notre Dame recorded three INTs on defense and after allowing just three points, it is the first time since 2012 that the Irish defense has given up fewer than 10 points in back-to-back games.

SCORE BY QUARTERS

	1	2	3	4	Final
Notre Dame	7	21	17	0	45
Pittsburgh	3	0	0	0	3

SCORING SUMMARY

1st 10:08 ND	Ben Skowronek 34 yd pass from Ian Book (Jonathan Doerer kick), 11-75 4:52; ND 7, UP 0
07:38 UP	Alex Kessman 45 yd field goal, 10-37 2:30; ND 7, UP 3
2nd 10:37 ND	Ben Skowronek 73 yd pass from Ian Book (Jonathan Doerer kick), 4-87 1:29; ND 14, UP 3
01:29 ND	Kyren Williams 2 yd run (Jonathan Doerer kick), 8-46 3:42; ND 21, UP 3
00:11 ND	Isaiah Foskey 0 yd blocked punt return (Jonathan Doerer kick); ND 28, UP 3
3rd 07:34 ND	Jonathan Doerer 21 yd field goal, 14-72 6:10; ND 31, UP 3
04:22 ND	Michael Mayer 14 yd pass from Ian Book (Jonathan Doerer kick), 4-49 2:01; ND 38, UP 3
02:42 ND	C'Bo Flemister 2 yd run (Jonathan Doerer kick), 4-35 1:33; ND 45, UP 3

TEAM STATISTICS

	ND	UP
FIRST DOWNS	28	11
RUSHES-YARDS (NET)	50-115	20-44
PASSING YARDS (NET)	319	118
Passes Comp-Att-Int	17-33-0	12-33-3
TOTAL OFFENSE PLAYS-YARDS	83-434	53-162
Fumble Returns-Yards	0-0	0-0
Punt Returns-Yards-TDs	3-32-1	2--8-0
Kickoff Returns-Yards	1-17	4-81
Interception Returns-Yards	3-16	0-0
Punts (Number-Avg)	5-42.4	8-33.4
Fumbles-Lost	1-0	3-0
Penalties-Yards	7-63	12-93
Possession Time	40:59	19:01
Third-Down Conversions	11 of 18	3 of 13
Fourth-Down Conversions	1 of 1	0 of 0
Red-Zone Scores-Chances	4-5	0-0
Sacks By: Number-Yards	3-19	2-5



Rushing: Notre Dame- C'Bo Flemister 13-48-1, Ian Book 8-40, Kyren Williams 17-38-1, Chris Tyree 3--3, Brendon Clark 1--4, Jafar Armstrong 8--4. **Pittsburgh**- Vincent Davis 8-28, Daniel Carter 1-9, Nick Patti 2-8, Davis Beville 3-4, A.J. Davis 3-1, Israel Abanikanda 2-0, Joey Yellen 1--6.

Passing: Notre Dame- Ian Book 16-30-0-312 (three TDs), Brendon Clark 1-3-0-7. **Pittsburgh**- Joey Yellen 10-27-3-101, Nick Patti 2-5-0-17, Davis Beville 0-1-0-0.

Receiving: Notre Dame- Michael Mayer 5-73-1, Avery Davis 3-44, Kyren Williams 3-37, Ben Skowronek 2-107-2, Javon McKinley 2-50, George Takacs 1-7, Tommy Tremble 1-1. **Pittsburgh**- Jordan Addison 3-40, Shockey Jacques-Louis 3-39, Taysir Mack 2-17, Tre Tipton 1-11, A.J. Davis 1-8, DJ Turner 1-5, Vincent Davis 1--2.

Interceptions: Notre Dame- Jeremiah Owusu-Koramoah 1-0, Bo Bauer 1-16, Nick McCloud 1-0. **Pittsburgh**- None.

Fumbles: Notre Dame- Avery Davis 1-0. **Pittsburgh**- DJ Turner 1-0, Davis Beville 1-0, Nick Patti 1-0.

	GAME 6	
	October 31, 2020 Bobby Dodd Stadium Attend: 11,000 TV: ABC	
(4/4) NOTRE DAME		31
GEORGIA TECH		13

ATLANTA, Georgia – The fourth-ranked Fighting Irish extended their winning streak to 12 games, the longest active streak in FBS, with a decisive 31-13 win over Georgia Tech at Bobby Dodd Stadium. The Irish were led offensively by Kyren Williams as he finished with 76 yards on 15 carries and two touchdowns. It was Williams' third game this season with multiple touchdowns (Duke & Florida State). C'Bo Flemister and Chris Tyree both played integral roles in the rushing attack – adding 106 yards on 20 carries combined. On the defensive side the Irish had another strong first half, as they limited the Yellow Jackets to 65 yards of total offense. Daelin Hayes was all over the field for the Irish defense as he notched five tackles, two sacks and two forced fumbles.

SCORE BY QUARTERS

	1	2	3	4	Final
Notre Dame	7	10	7	7	31
Georgia Tech	0	7	0	6	13

SCORING SUMMARY

1st 06:16 ND	Joe Wilkins, Jr. 8 yd pass from Ian Book (Jonathan Doerer kick), 15-81 8:38; ND 7, GT 0
2nd 14:42 GT	Zamari Walton 93 yd fumble recovery (Jude Kelley kick); ND 7, GT 7
10:47 ND	Kyren Williams 2 yd run (Jonathan Doerer kick), 7-75 3:48; ND 14, GT 7
01:49 ND	Jonathan Doerer 32 yd field goal, 8-35 2:10; ND 17, GT 7
3rd 10:43 ND	Kyren Williams 4 yd run (Jonathan Doerer kick), 6-65 2:56; ND 24, GT 7
4th 12:59 ND	C'Bo Flemister 3 yd run (Jonathan Doerer kick), 9-74 4:32; ND 31, GT 7
07:15 GT	Jordan Mason 1 yd run (Adonias Sanders rush failed), 8-69 2:42; ND 31, GT 13

TEAM STATISTICS

	ND	GT
FIRST DOWNS	24	17
RUSHES-YARDS (NET)	44-227	33-88
PASSING YARDS (NET)	199	150
Passes Comp-Att-Int	18-26-0	15-26-0
TOTAL OFFENSE PLAYS-YARDS	70-426	59-238
Fumble Returns-Yards	0-0	1-93-1
Punt Returns-Yards-TDs	0-0-0	3-3-0
Kickoff Returns-Yards	2-39-0	1-10-0
Interception Returns-Yards	0-0	0-0
Punts (Number-Avg)	3-39.7	4-41.2
Fumbles-Lost	1-1	3-1
Penalties-Yards	5-50	6-50
Possession Time	36:54	23:06
Third-Down Conversions	10 of 15	5 of 12
Fourth-Down Conversions	0 of 0	0 of 2
Red-Zone Scores-Chances	5-7	1-2
Sacks By: Number-Yards	5-34	2-10

Rushing: Notre Dame- Kyren Williams 15-76, C/Bo Flemister 15-58, Chris Tyree 5-47, Ian Book 9-46. **Georgia Tech**- Jahmyr Gibbs 14-61, Jordan Mason 7-25, Jeff Sims 12-2.

Passing: Notre Dame- Ian Book 18-26-0-199 (one TD). **Georgia Tech**- Jeff Sims 15-26-0-150.

Receiving: Notre Dame- Javon McKinley 5-93, Avery Davis 4-29, Michael Mayer 3-15, Kyren Williams 2-24, Brock Wright 1-11, Tommy Tremble 1-11, Joe Wilkins Jr. 1-8, Ben Skowronek 1-8. **Georgia Tech**- Jahmyr Gibbs 5-49, Jalen Camp 3-64, Adonias Sanders 2-14, Marquez Ezzard 1-13, Josh Tukes 1-5, Dylan Leonard 1-4, Jack Coco 1-3, Jordan Mason 1--2.

Interceptions: Notre Dame- None. **Georgia Tech**- None.

Fumbles: Notre Dame- Kyren Williams 1-1. **Georgia Tech**- Jeff Sims 2-1, Marquez Ezzard 1-0.

GAME 7
November 7, 2020 | Notre Dame Stadium
Attend: 11,011 | TV: NBC

(1/1) CLEMSON	40
(4/4) NOTRE DAME	47

NOTRE DAME, Indiana – The No. 4 ranked Notre Dame football team took down No. 1 Clemson, 47-40, in a double-overtime thriller. The Irish led the Tigers until Clemson broke through with 3:33 remaining to take a 33-26 lead. Book then connected with Avery Davis for a touchdown to tie the game. Both teams scored on their first possessions of overtime. A 12-yard rush from Book, followed by a 10-yard reception by Ben Skowronek, was punctuated by another three-yard touchdown run from Williams. With the spotlight back on the Notre Dame defense, the unit recorded back-to-back sacks from Jeremiah Owusu-Koramoah and Daelin Hayes to set up an eventual Clemson 4th-and-24. The Irish denied the ensuing passing play and earned its 23rd-straight win at home.

SCORE BY QUARTERS

	1	2	3	4	OT	OT1	OT2	Final
Clemson	7	6	10	10	7	7	0	40
Notre Dame	10	13	0	10	14	7	7	47

SCORING SUMMARY

1st 14:27 ND	Kyren Williams 65 yd run (Jonathan Doerer kick), 1-75 0:33; CU 0, ND 7
05:55 ND	Jonathan Doerer 24 yd field goal, 10-49 6:24; CU 0, ND 10
04:11 CU	Powell,Cornell 53 yd pass from Uiagalelei,D.J. (Potter,B.T. kick), 4-75 1:44; CU 7, ND 10
2nd 13:09 ND	Jonathan Doerer 27 yd field goal, 13-66 6:02; CU 7, ND 13
08:32 CU	Potter,B.T. 25 yd field goal, 11-80 4:32; CU 10, ND 13
05:53 ND	Jer., Owusu-Koramoah 23 yd fumble recovery (Jonathan Doerer kick); CU 10, ND 20
02:41 ND	Jonathan Doerer 45 yd field goal, 4--2 2:25; CU 10, ND 23
01:09 CU	Potter,B.T. 45 yd field goal, 6-47 1:32; CU 13, ND 23
3rd 12:15 CU	Potter,B.T. 46 yd field goal, 9-36 2:45; CU 16, ND 23
04:12 CU	Allen,Davis 10 yd pass from Uiagalelei,D.J. (Potter,B.T. kick), 13-60 6:29; CU 23, ND 23
4th 11:37 ND	Jonathan Doerer 44 yd field goal, 7-31 3:12; CU 23, ND 26
09:42 CU	Potter,B.T. 30 yd field goal, 5-58 1:49; CU 26, ND 26
03:33 CU	Etienne,Travis 3 yd run (Potter,B.T. kick), 12-74 5:41; CU 33, ND 26
00:22 ND	Avery Davis 4 yd pass from Ian Book (Jonathan Doerer kick), 8-91 1:26; CU 33, ND 33
OT 15:00 CU	Uiagalelei,D.J. 1 yd run (Potter,B.T. kick), 2-25 0:00; CU 40, ND 33
15:00 ND	Kyren Williams 3 yd run (Jonathan Doerer kick), 4-25 0:00; CU 40, ND 40
15:00 ND	Kyren Williams 3 yd run (Jonathan Doerer kick), 6-25 0:00; CU 40, ND 47

TEAM STATISTICS

	CU	ND
FIRST DOWNS	22	22
RUSHES-YARDS (NET)	33-34	40-208
PASSING YARDS (NET)	439	310
Passes Comp-Att-Int	29-44-0	22-39-0
TOTAL OFFENSE PLAYS-YARDS	77-473	79-518
Fumble Returns-Yards	0-0	2-26-1
Punt Returns-Yards-TDs	0-0	1-5
Kickoff Returns-Yards	5-81	0-0
Interception Returns-Yards	0-0	0-0
Punts (Number-Avg)	3-41.7	3-41.0
Fumbles-Lost	3-3	1-1
Penalties-Yards	4-46	7-50
Possession Time	29:38	30:22
Third-Down Conversions	4 of 15	10 of 19
Fourth-Down Conversions	1 of 2	0 of 1
Red-Zone Scores-Chances	5-5	5-6
Sacks By: Number-Yards	2-8	2-14

Rushing: Clemson– Travis Etienne 18-28, Chez Mellusi 1-5, D.J. Uiagalelei 13-2, TEAM 1- -1. **Notre Dame**– Kyren Williams 23-140, Ian Book 14-67, C’Bo Flemister 1-5, Chris Tyree 1- -4.

Passing: Clemson– D.J. Uiagalelei 29-44-0-439. **Notre Dame**– Ian Book 22-39-0-310.

Receiving: Clemson– Amari Rodgers 8-134, Travis Etienne 8-57, Cornell Powell 6-161, Braden Galloway 3-46, Davis Allen 2-19, Joseph Ngata 1-14, E.J. Williams 1-8. **Notre Dame**– Javon McKinley 5-102, Michael Mayer 5-67, Avery Davis 4-78, Ben Skowronek 4-33, Tommy Tremble 3-32, Kyren Williams 1- -2.

Interceptions: Clemson– None. **Notre Dame**– None.

Fumbles: Clemson– Travis Etienne 1-1, Braden Galloway 1-1, Amari Rodgers 1-1. **Notre Dame**– Ian Book 1-1.

GAME 8
November 14, 2020 | Alumni Stadium
Attend: 0 | TV: ABC

(2/2) NOTRE DAME	45
(--/RV) BOSTON COLLEGE	31

CHESTNUT HILL, Massachusetts – The second-ranked Notre Dame football team extended the nation’s longest winning streak to 14 games following a 45-31 win over Boston College at Alumni Stadium. With the win Brian Kelly recorded his 100thth career win at Notre Dame, tying Lou Holtz for the second most all-time wins in program history. Ian Book was very efficient in the air, finishing 20-of-27 for 283 yards and three touchdowns while adding 85 yards and a touchdown on the ground. Ben Skowronek led the Irish receiving corps with five catches for 63 yards and a career-high three touchdowns. Defensively, Shaun Crawford paced the Irish with a career-high nine tackles, one sack and 1.5 tackles-for-loss.

SCORE BY QUARTERS

	1	2	3	4	Final
Notre Dame	10	21	7	7	45
Boston College	10	6	7	8	31

SCORING SUMMARY

1st 09:39 ND	Doerer, J 23 yd Field Goal, 13-70 5:21, ND 3, BC 0
05:03 BC	Zay Flowers 4 yd pass from Phil Jurkovec (Aaron Boumerhi kick), 10-80 4:30; ND 3, BC 7
03:56 BC	Aaron Boumerhi 41 yd field goal, 4--6 0:56; ND 3, BC 10
00:11 ND	Skowronek, B 10 yd pass from Book, I (Doerer, J kick), 8-77 3:39; ND 10, BC 10
2nd 12:41 BC	Aaron Boumerhi 31 yd field goal, 9-44 2:25; ND 10, BC 13
10:24 ND	Flemister, C 2 yd run (Doerer, J kick), 6-75 2:13; ND 17, BC 13
05:43 ND	Skowronek, B 13 yd pass from Book, I (Doerer, J kick), 7-50 3:32; ND 24, BC 13
03:12 BC	Aaron Boumerhi 35 yd field goal, 6-57 2:31; ND 24, BC 16
00:04 ND	Skowronek, B 7 yd pass from Book, I (Doerer, J kick), 10-49 2:05; ND 31, BC 16
3rd 06:34 ND	Flemister, C 1 yd run (Doerer, J kick), 4-43 1:57; ND 38, BC 16
00:35 BC	David Bailey 3 yd run (Aaron Boumerhi kick), 12-80 5:59; ND 38, BC 23
4th 12:19 ND	Book, I 6 yd run (Doerer, J kick), 7-70 3:10; ND 45, BC 23
04:09 BC	Hunter Long 8 yd pass from Phil Jurkovec (Travis Levy rush), 6-70 1:28; ND 45, BC 31

TEAM STATISTICS

	ND	BC
FIRST DOWNS	29	22
RUSHES-YARDS (NET)	49-274	25-85
PASSING YARDS (NET)	283	272
Passes Comp-Att-Int	20-28-0	18-40-1
TOTAL OFFENSE PLAYS-YARDS	77-557	65-357
Fumble Returns-Yards	0-0	0-0
Punt Returns-Yards-TDs	2-12-0	0-0
Kickoff Returns-Yards	4-84-0	5-90-0
Interception Returns-Yards	1-2	0-0
Punts (Number-Avg)	0-0	2-41.0
Fumbles-Lost	3-3	1-1
Penalties-Yards	8-69	5-41
Possession Time	34:27	25:33
Third-Down Conversions	4 of 8	4 of 11
Fourth-Down Conversions	2 of 2	0 of 1
Red-Zone Scores-Chances	7-8	6-7
Sacks By: Number-Yards	2-9	0-0



Rushing: Notre Dame– Ian Book, 10-85, Chris Tyree 17-74, C’Bo Flemister 10-53, Kyren Williams 9-37, Avery Davis 1-29, TEAM 2- -4. **Boston College**– Travis Levy 9-51, Phil Jurkovec 7-34, David Bailey 7-21, Zay Flowers 1- -5, TEAM 1- -16.

Passing: Notre Dame– Ian Book 20-27-0-283. **Boston College**– Phil Jurkovec 18-40-1-272.

Receiving: Notre Dame– Ben Skowronek 5-63, Javon McKinley 5-48, Kyren Williams 4-37, Avery Davis 2-70, Lawrence Keys III 2-26, C’Bo Flemister 1-27, Michael Mayer 1-12. **Boston College**– Jaelen Gill 5-105, Hunter Long 4-59, CJ Lewis 3-60, Zay Flowers 3-25, Travis Levy 2-11, Jehlani Galloway 1-12.

Interceptions: Notre Dame– Jack Kiser 1-2. **Boston College**– None.

Fumbles: Notre Dame– Chris Tyree 1-1, Ben Skowronek 1-1, Kyren Williams 1-1. **Boston College**– TEAM 1-1.

	GAME 9	
	November 27, 2020 Kenan Memorial Stadium Attend: 3,535 TV: ABC	
(2/2/2) NOTRE DAME	31	
(19/25/23) NORTH CAROLINA	17	

CHAPEL HILL, North Carolina – The second-ranked Notre Dame football team slowed down one of the highest scoring offenses in the country en route to its 15-straight victory in the 31-17 win over No. 19 North Carolina at Kenan Memorial Stadium. Heading back to the place of his first collegiate start, Ian Book led the Irish offense with another complete performance against the Tar Heels. He completed 23-of-33 passes for 279 yards and one touchdown. Book also had an effective day on the ground, finishing the game with 48 yards on eight carries. Javon McKinley was Book’s favorite target on the day, hauling in six receptions for a career-high 135 yards. Kyren Williams led the way on the ground with 124 yards on 23 carries and three total touchdowns, marking his second career three-touchdown game. Defensively, Jeremiah Owusu-Koramoah was all over the field for the Irish, leading the team with nine tackles, which tied a career high. North Carolina entered the game averaging 43.3 points per game and the Irish defense held the hosts to a season-low 17 points on the day. The Irish also limited the Tar Heels to just 298 total yards after coming into the game averaging 563.4 yards per game. The Tar Heels only mustered 87 yards rushing, the fewest for them in a game since 2017.

SCORE BY QUARTERS

	1	2	3	4	Final
Notre Dame	14	3	7	7	31
North Carolina	14	3	0	0	17

SCORING SUMMARY

1st 09:56 NC	Simmons, E 6 yd pass from Howell, S (Atkins, G kick), 7-50 2:54; ND 0, NC 7
05:19 ND	Williams, K 2 yd run (Doerer, J kick), 9-75 4:37; ND 7, NC 7
02:59 NC	Howell, S 1 yd run (Atkins, G kick), 7-75 2:20; ND 7, NC 14
01:05 ND	Williams, K 4 yd pass from Book, I (Doerer, J kick), 4-82 1:50; ND 14, NC 14
2nd 01:10 NC	Atkins, G 42 yd field goal, 12-72 4:40; ND 14, NC 17
00:00 ND	Doerer, J 32 yd field goal, 7-61 1:10; ND 17, NC 17
3rd 07:05 ND	Skowronek, B 13 yd run (Doerer, J kick), 13-97 5:22; ND 24, NC 17
4th 01:20 ND	Williams, K 1 yd run (Doerer, J kick), 8-89 4:32; ND 31, NC 17

TEAM STATISTICS

	ND	NC
FIRST DOWNS	25	14
RUSHES-YARDS (NET)	36-199	30-87
PASSING YARDS (NET)	279	211
Passes Comp-Att-Int	23-33-0	17-27-0
TOTAL OFFENSE PLAYS-YARDS	69-478	57-298
Fumble Returns-Yards	0-0	0-0
Punt Returns-Yards-TDs	1-8	1-0
Kickoff Returns-Yards	1-18	0-0
Interception Returns-Yards	0-0	0-0
Punts (Number-Avg)	5-43.0	7-50.6
Fumbles-Lost	1-0	0-0
Penalties-Yards	4-24	9-90
Possession Time	35:04	24:56
Third-Down Conversions	4 of 11	2 of 11
Fourth-Down Conversions	0 of 0	0 of 1
Red-Zone Scores-Chances	5-6	2-2
Sacks By: Number-Yards	6-21	2-15

Rushing: Notre Dame- Kyren Williams 23-124, Ian Book 8-48, Chris Tyree 2-16, Ben Skowronek 1-13, TEAM 2- -2. **North Carolina-** Michael Carter 8-57, Javonte Williams 11-28, Sam Howell 11-2.

Passing: Notre Dame- Ian Book 22-33-0-279. **North Carolina-** Sam Howell 17-27-0-211.

Receiving: Notre Dame- Javon McKinley 6-135, Michael Mayer 4-54, Kyren Williams 4-20, Ben Skowronek 3-34, Joe Wilkins Jr. 2-16, George Takacs 1-13, Avery Davis 1-5, Lawrence Keys III 1-1, Tommy Tremble 1-1. **North Carolina-** Dazz Newsome 6-64, Dyami Brown 4-84, Emery Simmons 2-11, Javonte Williams 2-10, Michael Carter 1-23, Josh Downs 1-10, Garrett Walston 1-9.

Interceptions: Notre Dame- None. **North Carolina-** None.

Fumbles: Notre Dame- TEAM 1-0. **North Carolina-** None.



IRISH IN THE NFL (As of November 30)			
Player	Team	Pos.	Notes
Josh Adams	NY Jets	RB	Third season
Alex Bars	Chicago	OL	Second season
Asmar Bilal	LA Chargers	LB	First season (injured reserve)
Miles Boykin	Baltimore	WR	Second season
Chase Claypool	Pittsburgh	WR	First season
Tyler Eifert	Jacksonville	TE	Eighth season
Jalen Elliott	Detroit	S	First season (practice squad)
Matthias Farley	NY Jets	S	Fifth season
Will Fuller V	Houston	WR	Fifth season
Alohi Gilman	LA Chargers	S	First season
Bennett Jackson	NY Jets	S	Seventh season
J.J. Jansen	Carolina	LS	13th season
Jarron Jones	Pittsburgh	OL	Fourth season (practice squad)
Tony Jones, Jr.	New Orleans	RB	First season (practice squad)
Khalid Kareem	Cincinnati	DL	First season
Deshone Kizer	Tennessee	QB	Fourth season (practice squad)
Cole Kmet	Chicago	TE	First season
Julian Love	NY Giants	CB	Second season
Cole Luke	Washington	CB	Fourth season
Nick Martin	Houston	C	Fifth season
Zack Martin	Dallas	OG	Seventh season
Mike McGlinchey	San Francisco	OT	Third season
Sam Mustipher	Chicago	OL	Second season

IRISH IN THE NFL (As of November 30)			
Player	Team	Pos.	Notes
Quenton Nelson	Indianapolis	OG	Third season
Julian Okwara	Detroit	DL	First season (injured reserve)
Romeo Okwara	Detroit	DE	Fifth season
James Onwualu	Las Vegas	LB	Third season (practice squad)
Troy Pride, Jr.	Carolina	CB	First season
C.J. Prosise	Houston	RB	Fifth season
Theo Riddick	Las Vegas	RB	Eighth season
Isaac Rochell	LA Chargers	DT	Fourth season
Kyle Rudolph	Minnesota	TE	10th season
KeiVarae Russell	Green Bay	CB	Fourth season (practice squad)
Harrison Smith	Minnesota	FS	Ninth season
Jaylon Smith	Dallas	ILB	Fifth season
Durham Smythe	Miami	TE	Third season
Eq. St. Brown	Green Bay	WR	Third season
Ronnie Stanley	Baltimore	OT	Fifth season (injured reserve)
Golden Tate	NY Giants	WR	11th season
Manti Te'o	Chicago	LB	Seventh season (practice squad)
Jerry Tillery	LA Chargers	DT	Second season
Drue Tranquill	LA Chargers	LB	Second season (injured reserve)
Stephon Tuitt	Pittsburgh	DE	Seventh season
Donte Vaughn	LA Chargers	CB	First season (practice squad)
Dexter Williams	Green Bay	RB	Second season (practice squad/injured)
Sam Young	Las Vegas	T	11th season

CAPTAIN WATCH

- So far in the 2020 season, five former Notre Dame players have been selected to captain their NFL squads: Matthias Farley (Jets), Harrison Smith (Vikings), Kyle Rudolph (Vikings), Nick Martin (Texans) and Mike McGlinchey (49ers).

SUNDAY STANDOUTS [WEEK 12]

- Texans WR Will Fuller put on a Thanksgiving show, hauling in six receptions for 171 yards and two touchdowns in the win over the Lions. In the same game, Texans RB C.J. Prosise caught his first-career receiving touchdown.
- Jaguars TE Tyler Eifert posted three catches for 16 yards and a touchdown.
- Bengals DL Khalid Kareem matched his career-high in tackles with three, also posting a 13-yard kick return.
- Cowboys LB Jaylon Smith snagged an interception and returned it 43 yards, adding five tackles.

ROSTER MOVES

- Jets RB Josh Adams was promoted to the 53-man roster.
- QB Deshone Kizer was signed to the Titans practice squad.
- WR Chris Finke was released from the 49ers practice squad.

NFL DRAFT

- With six players selected in the 2020 NFL Draft, Notre Dame Football has totaled 511 draft picks over the tenure of the program. No other college football program has totaled more than the Irish.
- TE Cole Kmet (second round, Chicago Bears), WR Chase Claypool (third round, Pittsburgh Steelers), DL Julian Okwara (third round, Detroit Lions), CB Troy Pride Jr. (fourth round, Carolina Panthers), DL Khalid Kareem (fifth round, Cincinnati Bengals) and S Alohi Gilman (sixth round, Los Angeles Chargers) represented the Irish in the 2020 NFL Draft.

PRO BOWL SELECTIONS

- Four Irish players were named to the 2020 Pro Bowl: G Zack Martin (Dallas), G Quenton Nelson (Indianapolis), S Harrison Smith (Minnesota) and T Ronnie Stanley (Baltimore)
- Brian Kelly placed six former players in the 2020 Pro Bowl, the second-highest total by any college coach (Nick Saban - 7, Urban Meyer - 6), including the four Irish representatives, Jason Kelce (Philadelphia) and Travis Kelce (Kansas City), who both played for Kelly at Cincinnati.

ALL-TIMERS

- Throughout the history of the Notre Dame Football Program, 571 total players have spent time on an active NFL roster. In 2020 thus far, eight former Irish players have made their debut appearance on a 53-man roster: Asmar Bilal, Chase Claypool, Alohi Gilman, Khalid Kareem, Cole Kmet, Sam Mustipher, Julian Okwara and Troy Pride Jr.

THE BRIAN KELLY FILE

38th year in coaching // 30th year as head coach // 11th year at Notre Dame

Alma Mater: Assumption College (1983)

School	Seasons	Record			Pct.
Grand Valley State	13	118	35	2	0.768
Central Michigan	3	19	16	0	0.543
Cincinnati	3	34	6	0	0.850
Notre Dame	11	101 [*]	37	0	0.732
TOTALS	30	272[*]	94	2	0.742

HONORS AND ACCOLADES

Year	Award
2018	Home Depot National Coach of the Year
2018	Stallings National Coach of the Year
2012	AP National Coach of the Year
2012	Walter Camp National Coach of the Year
2012	Sporting News National Coach of the Year
2012	Home Depot National Coach of the Year
2012	Liberty Mutual National Coach of the Year
2012	AFCA National Coach of the Year
2009	Home Depot National Coach of the Year

^{*} - Includes 20 regular-season wins and two postseason appearances vacated under discretionary NCAA penalty.

BRIAN KELLY - THE DICK CORBETT HEAD FOOTBALL COACH

- Winningest coach in FBS (272^{*} wins)
- One of only four active FBS coaches with more than 300 games as a head coach (Iowa's Kirk Ferentz joined the group in the first week of Big Ten play in 2020).
- With the win over North Carolina, Kelly passed Lou Holtz to claim sole possession of second all-time in program history in career wins (101^{*}) at Notre Dame. He trails only Knute Rockne's 105.
- Joins Knute Rockne (13), Frank Leahy, Ara Parseghian and Lou Holtz (11) as the only Notre Dame coaches to spend 10 or more seasons on the Irish sidelines.
- Only three-time winner of the Home Depot Coach of the Year Award ('09, '12, '18)
- With 10 or more wins in 2015, 2017, 2018 and 2019, Kelly joined Lou Holtz as the only Notre Dame coaches to hit the double-digit mark in wins four times
- With 10-win seasons in four of the last five years, Kelly is the first Irish coach to do since Holtz registered four 10-win seasons from 1989-93.
- Notched his first win over an AP No. 1 team with the 47-40 win over Clemson (Nov. 8, 2020)
- Ranks second in winning percentage among active FBS coaches (.741^{*}) who have coached in 300 or more career games (Nick Saban - .792)
- Second-youngest coach to reach 200 career victories at a major school
- Has finished .500 or better in 27 of 29 seasons as a head coach
- Boasts a 16-8 record in postseason as a head coach
- Kelly is the first coach to post four or more shutouts in an Irish career since Lou Holtz.
- With the 52-20 win over Navy in 2019, Kelly became just the third coach in Notre Dame history with three or more wins of at least 25 points over ranked teams. Lou Holtz and Frank Leahy each secured eight such victories. Ara Parseghian and Dan Devine had two such victories apiece.

WINNINGEST ACTIVE FBS COACHES (By wins)

Rk.	Coach	School	Years	Record			Pct.
1.	BRIAN KELLY	NOTRE DAME	30	272 [*]	94	2	.742
2.	Mack Brown	North Carolina	32	257	131	1	.662
3.	Nick Saban	Alabama	25	251	65	1	.793
4.	Willie Fritz	Tulane	24	182	101	0	.643
5.	Kirk Ferentz	Iowa	25	178	127	0	.584
6.	Gary Patterson	TCU	21	176	74	0	.704

ACTIVE FBS LONGEVITY

Rk.	Coach	School	Games
1.	Mack Brown	North Carolina	389
2.	BRIAN KELLY	NOTRE DAME	368 [*]
3.	Nick Saban	Alabama	317
4.	Kirk Ferentz	Iowa	305
5.	Dave Clawson	Wake Forest	253

**WINNINGEST ACTIVE FBS COACHES
(By percentage, min. 5 years)**

Rk.	Coach	School	Years	Record			Pct.
1.	Dabo Swinney	Clemson	13	138	32	0	.812
2.	Nick Saban	Alabama	25	251	65	1	.793
3.	Lance Leipold	Buffalo	14	144	38	0	.791
4.	Kirby Smart	Georgia	5	50	14	0	.781
5.	Brian Harsin	Boise State	8	75	23	0	.765
6.	Jimbo Fisher	Texas A&M	11	106	33	0	.763
7.	BRIAN KELLY	NOTRE DAME	30	272 [*]	94	2	.742
8.	David Shaw	Stanford	10	87	36	0	.707
9.	Gary Patterson	TCU	21	176	74	0	.704
10.	Tom Herman	Texas	6	52	22	0	.703

MOST YEARS COACHING (ACTIVE FBS)

Rk.	Coach	School	Years
1.	Mack Brown	North Carolina	32
2.	BRIAN KELLY	NOTRE DAME	30
3.	Nick Saban	Alabama	25
4.	Kirk Ferentz	Iowa	25
5.	Dave Clawson	Wake Forest	21

All charts include coaches with five-plus seasons of FBS head coaching experience



THE RECORD WHEN...

Stat	Kelly's Career			Kelly at ND		2020	
	Record (W-L-T)			Record (W-L)		Record (W-L)	
Home (Includes Shamrock Series)	152	34	1	59	13	5	0
Away	106	54	1	31	20	4	0
Neutral	12	7	0	9	5	0	0
In overtime	7	5	0	3	3	1	0
Coming off a loss	50	27	0	16	11	0	0
Coming off a win	186	53	1	62	23	6	0
Coming off an open date	20	2	0	9	1	2	0
vs. AP Top 25	30	24	0	21	20	2	0
Both teams are in the AP Top 25	22	19	0	18	17	2	0
Neither team is in the AP Top 25	54	30	0	22	14	0	0
Team is ranked higher	91	13	0	69	10	8	0
Opponent is ranked higher	11	17	0	8	13	1	0
vs. In-State Opponents	76	22	2	6	0	0	0
In August	5	2	0	2	0	0	0
In September	83	35	0	31	12	2	0
In October	91	26	2	32	8	4	0
In November	79	26	0	31	13	3	0
In December	12	3	0	4	2	0	0
In January	1	4	0	1	3	0	0
On TV (except GVSU regular season)	130	45	0	100	37	9	0
On NBC	58	13	0	58	13	4	0
On NBCSN	3	0	0	3	0	0	0
On ABC	24	12	0	22	12	4	0
On ACCN	1	0	0	1	0	0	0
On ESPN	15	8	0	7	6	0	0
On ESPN2	8	2	0	1	0	0	0
On CBS	4	3	0	4	3	0	0
On CBS Sports Network	0	1	0	0	1	0	0
On FOX	2	3	0	2	3	0	0
On USA Network	1	0	0	1	0	1	0
Morning Games (kicks off before noon)	0	1	0	0	1	0	0
Afternoon Games	181	60	2	63	16	7	0
Night Games (6 p.m. or later)	90	33	0	37	20	2	0
Decided by three points or fewer	45	23	2	12	13	0	0
Decided by seven points or fewer	85	44	2	30	21	2	0
Scoring first	188	38	0	74	20	6	0
Opponent scores first	81	56	2	26	17	3	0
Leading at halftime	214	21	0	81	11	8	0
Tied at halftime	19	6	0	8	1	1	0
Trailing at halftime	35	67	2	10	25	0	0

THE RECORD WHEN...

Stat	Kelly's Career			Kelly at ND		2020	
	Record (W-L-T)			Record (W-L)		Record (W-L)	
Leading after three quarters	228	17	0	82	9	8	0
Tied after three quarters	13	6	0	5	5	1	0
Trailing after three quarters	28	71	0	11	23	0	0
Scoring 40+ points	103	3	0	35	2	5	0
Scoring 30-39 points	77	11	0	30	7	2	0
Scoring 20-29 points	68	36	1	25	14	1	0
Scoring 0-19 points	23	44	1	10	13	1	0
Allowing 40+ points	8	24	0	2	10	1	0
Allowing 30-39 points	20	35	0	9	13	1	0
Allowing 20-29 points	70	27	1	22	9	1	0
Allowing 0-19 Points	173	8	1	67	3	6	0
Outrushing opponent	212	29	1	75	8	9	0
Getting outrushed	54	64	2	23	29	0	0
Passing for more yards	176	61	1	63	28	6	0
Passing for fewer yards	94	30	1	37	9	3	0
Outgaining opponent	228	31	1	83	14	9	0
Outgained by opponent	41	60	1	17	23	0	0
Winning time of possession battle	144	28	0	55	6	8	0
Losing time of possession battle	125	64	2	45	31	1	0
Scoring a defensive or special teams TD	79	9	0	20	5	3	0
Allowing a defensive or special teams TD	25	31	0	11	12	1	0
Fewer penalty yards	86	44	1	48	19	5	0
More penalty yards	175	48	1	50	18	3	0
Winning turnover battle	155	16	0	52	5	2	0
Losing turnover battle	65	56	1	24	28	2	0
Having an individual 100-yard rusher	128	26	1	45	9	6	0
Having an individual 100-yard receiver	105	33	0	35	16	4	0
Having an individual 200-yard passer	179	49	1	65	23	6	0
Having a QB rush for 100 yards	9	1	0	7	1	0	0
Allowing an individual 100-yard rusher	47	52	1	15	24	0	0
Allowing an individual 100-yard receiver	77	38	0	21	13	3	0
Allowing an individual 200-yard passer	109	45	1	42	23	5	0

STARTER SHEET

OFFENSE	Pos.	2020	Streak	Career	DEFENSE	Pos.	2020	Streak	Career
Tommy Kraemer	LG/RG/RT	8	0	37	Daelin Hayes	DL	9	9	22
Liam Eichenberg	LT	9	35	35	Kurt Hinish	NG	9	21	21
Ian Book	QB	9	24	32	Jeremiah Owusu-Koramoah	LB	9	21	21
Robert Hainsey	RT/RG	9	9	31	Drew White	LB	9	15	20
Aaron Banks	LG	9	27	27	Shaun Crawford	CB/S	9	12	19
Jarrett Patterson	C	8	0	20	Myron Tagovailoa-Amosa	DT	7	5	18
Tommy Tremble	TE	9	10	15	Ade Ogundeji	DE	9	10	10
Javon McKinley	WR	9	9	11	Kyle Hamilton	S	8	7	9
Brock Wright	TE	7	4	10	TaRiq Bracy	CB	6	1	8
Kyren Williams	RB	9	9	9	Nick McCloud	CB	8	6	8
Ben Skowronek	WR	7	6	7	Shayne Simon	LB	7	7	7
Josh Lugg	RT	1	1	5	Clarence Lewis	S/CB	3	1	3
Jafar Armstrong	RB	0	0	4	Jayson Ademilola	DL	2	0	2
Lawrence Keys III	WR	0	0	3	Houston Griffith	CB	2	0	2
Braden Lenzy	WR	1	0	3	Jack Kiser	LB	1	0	1
Avery Davis	WR	2	0	2	Marist Liufau	LB	1	0	1
Zeke Correll	C	1	1	1					
Michael Mayer	TE	1	0	1					

CAREER STARTS BY POSITION

WR	LT	LG	C	RG	RT	TE	WR	QB	WR	RB
McKinley (11)	Eichenberg (35)	Kraemer (17)	Patterson (20)	Banks (14)	Hainsey (30)	Tremble (15)	Davis (2)	Book (32)	Skowronek (7)	Williams (9)
Keys III (3)		Banks (13)	Correll (1)	Hainsey (1)	Kraemer (13)	Wright (8)			Lenzy (1)	Armstrong (4)
Lenzy (2)				Kraemer (8)	Lugg (4)	Mayer (1)				
				Lugg (1)						
DL	DL	DL	DL	ROV	MIKE	BUCK	CB	S	S	CB
Ogundeji (9)	Tagovailoa-Amosa (18)	Hinish (21)	Hayes (22)	Owusu-Koramoah (20)	White (20)	Simon (7)	McCloud (8)	Hamilton (9)	Crawford (8)	Crawford (11)
	Ademilola, Jayson (2)					Kiser (1)	Griffith (1)	Lewis (1)	Owusu-Koramoah (1)	Bracy (8)
	Ogundeji (1)					Liufau (1)				Lewis (2)



NOTRE DAME 20+ YARD PLAYS

YARDS	TYPE	PLAYER(S)	OPPONENT
75	Pass	Ian Book to Kyren Williams	Duke
73*	Pass	Ian Book to Ben Skowronek	Pittsburgh
65*	Rush	Kyren Williams	Clemson
65	Rush	Kyren Williams	Florida State
53	Pass	Ian Book to Javon McKinley	North Carolina
53	Pass	Ian Book to Avery Davis	Clemson
48	Pass	Ian Book to Avery Davis	Boston College
47	Rush	Kyren Williams	North Carolina
46*	Rush	Kyren Williams	Florida State
45	Pass	Ian Book to Javon McKinley	Clemson
45*	Rush	Chris Tyree	Florida State
43	Pass	Ian Book to Javon McKinley	North Carolina
41	Pass	Ian Book to Javon McKinley	Pittsburgh
38	KOR	Chris Tyree	Duke
38	Pass	Ian Book to Javon McKinley	Florida State
36	Pass	Ian Book to Javon McKinley	Florida State
36	KOR	Jafar Armstrong	Florida State
34	Pass	Ian Book to Javon McKinley	Georgia Tech
34*	Pass	Ian Book to Ben Skowronek	Pittsburgh
33	Rush	Ian Book	North Carolina
31	Pass	Ian Book to Javon McKinley	Georgia Tech
31	Rush	Chris Tyree	South Florida
31	Rush	C'Bo Flemister	South Florida
29	Rush	Avery Davis	Boston College
29	Pass	Ian Book to Michael Mayer	Clemson
28	Pass	Ian Book to Javon McKinley	Clemson
28	KOR	Chris Tyree	Florida State
27	Pass	Ian Book to C'Bo Flemister	Boston College
27	Pass	Ian Book to Tommy Tremble	South Florida
26	Pass	Ian Book to Ben Skowronek	Boston College
26*	Rush	Kyren Williams	Duke
26*	Rush	C'Bo Flemister	South Florida
26	KOR	Chris Tyree	Florida State
25	Rush	Chris Tyree	Duke
25	Pass	Ian Book to Tommy Tremble	South Florida
24	Rush	Kyren Williams	Louisville
23*	FR	Jeremiah Owusu-Koramoah	Clemson
23	Pass	Ian Book to Michael Mayer	Pittsburgh
23	INT	Shaun Crawford (return)	Florida State
22	KOR	Chris Tyree	Boston College
22	Pass	Ian Book to Avery Davis	Boston College
22	KOR	Chris Tyree	Boston College
22	KOR	Chris Tyree	Louisville

YARDS	TYPE	PLAYER(S)	OPPONENT
22	Pass	Ian Book to Braden Lenzy	South Florida
21	Pass	Ian Book to Ben Skowronek	North Carolina
21	KOR	Chris Tyree	Boston College
21	Rush	C'Bo Flemister	Georgia Tech
21	Rush	Chris Tyree	Georgia Tech
21	Pass	Ian Book to Avery Davis	Pittsburgh
20	Rush	Ian Book	Boston College
20	Pass	Ian Book to Kyren Williams	Boston College
20	Pass	Ian Book to Kyren Williams	Georgia Tech
20	KOR	Chris Tyree	Georgia Tech
20	Pass	Ian Book to Kyren Williams	Pittsburgh
20	Rush	Ian Book	Louisville
20	Pass	Ian Book to Jafar Armstrong	Duke
20	Pass	Ian Book to Joe Wilkins Jr.	Duke

* Touchdown play



OPPONENT 20+ YARD PLAYS

YARDS	TYPE	PLAYER(S)	ND OPPONENT
93*	FR	Zamari Walton	Georgia Tech
55	Pass	Chase Brice to Eli Pancol	Duke
53*	Pass	D.J. Uiagalelei to Cornell Powell	Clemson
51	Pass	Sam Howell to Dyami Brown	North Carolina
51	Pass	D.J. Uiagalelei to Cornell Powell	Clemson
48	Pass	Jordan Travis to Tamorrion Terry	Florida State
42	Rush	Johnny Ford	South Florida
40	Pass	Phil Jurkovec to Jaelen Gill	Boston College
39	Pass	Jeff Sims to Jalen Camp	Georgia Tech
37	KOR	Travis Etienne	Clemson
36	Pass	Noah Johnson to Latrell Williams	South Florida
35	Pass	D.J. Uiagalelei to Amari Rodgers	Clemson
34	Pass	Phil Jurkovec to Jaelen Gill	Boston College
34	Pass	Jeff Sims to Jahmyr Gibbs	Georgia Tech
33	Pass	Joey Yellen to Jordan Addison	Pittsburgh
33	Rush	Jordan Travis	Florida State
32	KOR	DJ Turner	Pittsburgh
31	Pass	Jordan Travis to Lawrance Toafili	Florida State
30	Pass	Jordan Travis to Tamorrion Terry	Florida State
29	Pass	Malik Cunningham to Javian Hawkins	Louisville
28	Pass	Phil Jurkovec to CJ Lewis	Boston College
28	KOR	Hassan Hall	Louisville
28	Pass	Malik Cunningham to Tutu Atwell	Louisville
28	Rush	Javian Hawkins	Louisville
27	Pass	D.J. Uiagalelei to Braden Galloway	Clemson
27	Pass	D.J. Uiagalelei to Amari Rodgers	Clemson
26	Rush	Michael Carter	North Carolina
26	KOR	Brian Battie	South Florida
25	KOR	Travis Levy	Boston College
25	Pass	Chase Brice to Jalon Calhoun	Duke
25	KOR	Damond Philyaw-Johnson	Duke
25	Pass	Jordan Travis to Tamorrion Terry	Florida State
24	Pass	D.J. Uiagalelei to Cornell Powell	Clemson
24	KOR	Travis Etienne	Clemson
24	KOR	DJ Turner	Pittsburgh
23	Pass	Sam Howell to Michael Carter	North Carolina
23	KOR	Hassan Hall	Louisville
23	Rush	Chase Brice	Duke
23	Pass	Chase Brice to Noah Gray	Duke
22	Rush	Travis Levy	Boston College
22	Pass	D.J. Uiagalelei to Travis Etienne	Clemson
22	Pass	Joey Yellen to Shocky Jacques-Louis	Pittsburgh
22	Rush	Johnny Ford	South Florida

YARDS	TYPE	PLAYER(S)	ND OPPONENT
22	Pass	Chase Brice to Noah Gray	Duke
22	KOR	Corey Wren	Florida State
21	Pass	Phil Jurkovec to Hunter Long	Boston College
21	KOR	Travis Levy	Boston College
21	KOR	Jashaun Corbin	Florida State
20	Pass	Sam Howell to Dazz Newsome	North Carolina
20	KOR	Peter Stehr	Boston College
20	Pass	Phil Jurkovec to CJ Lewis	Boston College
20	KOR	Terrence Horne	South Florida
20	KOR	Johnny Ford	South Florida

* Touchdown play



NOTRE DAME SCORING DRIVES

Date	Opponent	Qtr	Scoring Play	Plays-Yds	Time	Score (ND-Opp.)
9.12.20	Duke	2nd - 10:39	#23 K.Williams 1 yd rush (#39 J.Doerer kick)	12-96	04:37	7-3
		2nd - 00:00	#39 J.Doerer 48 yd FG	9-54	01:13	10-6
		3rd - 07:57	#23 K.Williams 26 yd rush (#39 J.Doerer kick)	7-59	03:32	17-6
		4th - 10:58	#3 A.Davis 17 yd pass from #12 I.Book (#39 J.Doerer kick)	15-83	06:14	24-13
		4th - 05:21	#39 J.Doerer 34 yd FG	6-40	03:45	27-13
9.19.20	South Florida	1st - 12:05	Ian Book 4 yd run (Jonathan Doerer kick)	7-55	2:50	7-0
		1st - 07:06	Chris Tyree 1 yd run (Jonathan Doerer kick)	7-43	3:24	14-0
		2nd - 14:25	Ian Book 1 yd run (Jonathan Doerer kick)	11-58	5:07	21-0
		2nd - 11:15	Flemister, C'Bo 26 yd run (Jonathan Doerer kick)	5-53	1:57	28-0
		2nd - 01:55	Ian Book 1 yd run (Jonathan Doerer kick)	4-25	0:54	35-0
		3rd - 06:34	Jonathan Doerer 22 yd field goal	10-60	3:21	38-0
		3rd - 03:23	Botelho, Jordan 1 yd blocked punt return (Jonathan Doerer kick)			45-0
		4th - 02:15	Jafar Armstrong 5 yd run (Goepferich, Dawson kick)	10-66	7:00	52-0
10.10.20	Florida State	1st - 10:43	Mayer,Michael 8 yd pass from Book,Ian (Doerer,Jonathan kick)	3-75	1:20	7-3
		1st - 06:10	Williams,Kyren 46 yd run (Doerer,Jonathan kick)	5-76	2:19	14-3
		2nd - 12:27	Williams,Kyren 1 yd run (Doerer,Jonathan kick)	8-75	3:11	21-17
		2nd - 05:25	Tyree,Chris 45 yd run (Doerer,Jonathan kick)	4-81	1:50	28-17
		2nd - 00:11	Lenzy,Braden 6 yd pass from Book,Ian (Doerer,Jonathan kick)	8-57	0:58	35-20
		3rd - 08:40	Book,Ian 3 yd run (Doerer,Jonathan kick)	8-73	3:39	42-26
10.17.20	Louisville	1st - 09:26	Jonathan Doerer 32 yd field goal	12-61	5:34	3-0
		1st - 00:30	Jonathan Doerer 30 yd field goal	15-76	7:09	6-0
		3rd - 03:43	Ian Book 13 yd run (Javon McKinley pass failed)	8-66	3:49	12-7
10.24.20	Pittsburgh	1st - 10:08	Ben Skowronek 34 yd pass from Ian Book (Jonathan Doerer kick)	11-75	4:52	7-0
		2nd - 10:37	Ben Skowronek 73 yd pass from Ian Book (Jonathan Doerer kick)	4-87	1:29	14-3
		2nd - 01:29	Kyren Williams 2 yd run (Jonathan Doerer kick)	8-46	3:42	21-3
		2nd - 00:11	Isaiah Foskey 0 yd blocked punt return (Jonathan Doerer kick)			28-3
		3rd - 07:34	Jonathan Doerer 21 yd field goal	14-72	6:10	31-3
		3rd - 04:22	Michael Mayer 14 yd pass from Ian Book (Jonathan Doerer kick)	4-49	2:01	38-3
10.31.20	Georgia Tech	3rd - 02:42	C'Bo Flemister 2 yd run (Jonathan Doerer kick)	4-35	1:33	45-3
		1st - 06:16	Joe Wilkins, Jr. 8 yd pass from Ian Book (Jonathan Doerer kick)	15-81	8:38	7-0
		2nd - 10:47	Kyren Williams 2 yd run (Jonathan Doerer kick)	7-75	3:48	14-7
		2nd - 01:49	Jonathan Doerer 32 yd field goal	8-35	2:10	17-7
		3rd - 10:43	Kyren Williams 4 yd run (Jonathan Doerer kick)	6-65	2:56	24-7
11.7.20	Clemson	4th - 12:59	C'Bo Flemister 3 yd run (Jonathan Doerer kick)	9-74	4:32	31-7
		1st - 14:27	Kyren Williams 65 yd run (Jonathan Doerer kick)	1-75	0:33	7-0
		1st - 05:55	Jonathan Doerer 24 yd field goal	10-49	6:24	10-0
		2nd - 13:09	Jonathan Doerer 27 yd field goal	13-66	6:02	13-7
		2nd - 05:53	Jer., Owusu-Koramoah 23 yd fumble recovery (Jonathan Doerer kick)			20-10
		2nd - 02:41	Jonathan Doerer 45 yd field goal	4- -2	2:25	23-10
		4th - 11:37	Jonathan Doerer 44 yd field goal	7-31	3:12	26-23
		4th - 00:22	Avery Davis 4 yd pass from Ian Book (Jonathan Doerer kick)	8-91	1:26	33-33
		OT - 15:00	Kyren Williams 3 yd run (Jonathan Doerer kick)	4-25	0:00	40-40
		OT - 15:00	Kyren Williams 3 yd run (Jonathan Doerer kick)	6-25	0:00	47-40
11.14.20	Boston College	1st - 09:39	Doerer, J 23 yd field goal	13-70	5:21	3-0
		1st - 00:11	Skowronek, B 10 yd pass from Book, I (Doerer, J kick)	8-77	3:39	10-10
		2nd - 10:24	Flemister, C 2 yd run (Doerer, J kick)	6-75	2:13	17-13
		2nd - 05:43	Skowronek, B 13 yd pass from Book, I (Doerer, J kick)	7-50	3:32	24-13
		2nd - 00:04	Skowronek, B 7 yd pass from Book, I (Doerer, J kick)	10-49	2:05	31-16
		3rd - 06:34	Flemister, C 1 yd run (Doerer, J kick)	4-43	1:57	38-16
		4th - 12:19	Book, I 6 yd run (Doerer, J kick)	7-70	3:10	45-23



NOTRE DAME SCORING DRIVES [CONTINUED]

Date	Opponent	Qtr	Scoring Play	Plays-Yds	Time	Score (ND-Opp.)
11.27.20	North Carolina	1st - 05:19	Williams, K 2 yd run (Doerer, J kick)	9-75	4:37	7-7
		1st - 01:05	Williams, K 4 yd pass from Book, I (Doerer, J kick)	4-82	1:50	14-14
		2nd - 00:00	Doerer, J 32 yd field goal	7-61	1:10	17-17
		3rd - 07:05	Skowronek, B 13 yd run (Doerer, J kick)	13-97	5:22	24-17
		4th - 01:20	Williams, K 1 yd run (Doerer, J kick)	8-89	4:32	31-17

OPPONENT SCORING DRIVES

Date	Opponent	Qtr	Scoring Play	Plays-Yds	Time	Score (ND-Opp.)
9.12.20	Duke	1st - 07:01	#44 C.Ham 29 yd FG	10-79	03:53	0-3
		2nd - 03:20	#44 C.Ham 30 yd FG	11-80	04:12	7-6
		3rd - 02:19	#8 C.Brice 2 yd rush (#44 C.Ham kick)	6-39	02:24	17-13
9.19.20	South Florida		NONE			
10.10.20	Florida State	1st - 12:03	Fitzgerald,Ryan 42 yd field goal	4-8	2:07	0-3
		1st - 02:51	Travis,Jordan 4 yd run (Fitzgerald,Ryan kick)	3-19	1:13	14-10
		1st - 00:38	Terry,Tamorriion 48 yd pass from Travis,Jordan (Fitzgerald,Ryan kick)	4-71	1:13	14-17
		2nd - 01:17	Fitzgerald,Ryan 26 yd field goal	13-67	4:08	28-20
		3rd - 12:25	Webb,La'Damian 7 yd run (Terry,Tamorriion pass failed)	7-75	2:35	35-26
10.17.20	Louisville	3rd - 07:37	Ford,Marshon 1 yd pass from Cunningham,Mali (Turner,Jason kick)	13-83	7:16	6-7
10.24.20	Pittsburgh	1st - 07:38	Alex Kessman 45 yd field goal	10-37	2:30	7-3
10.31.20	Georgia Tech	2nd - 14:42	Zamari Walton 93 yd fumble recovery (Jude Kelley kick)			7-7
		4th - 07:15	Jordan Mason 1 yd run (Adonicas Sanders rush failed)	8-69	2:42	31-13
11.7.20	Clemson	1st - 04:11	Powell,Cornell 53 yd pass from Uiagalelei,D.J. (Potter,B.T. kick)	4-75	1:44	10-7
		2nd - 08:32	Potter,B.T. 25 yd field goal	11-80	4:32	13-10
		2nd - 01:09	Potter,B.T. 45 yd field goal	6-47	1:32	23-13
		3rd - 12:15	Potter,B.T. 46 yd field goal	9-36	2:45	23-16
		3rd - 04:12	Allen,Davis 10 yd pass from Uiagalelei,D.J. (Potter,B.T. kick)	13-60	6:29	23-23
		4th - 09:42	Potter,B.T. 30 yd field goal	5-58	1:49	26-26
		4th - 03:33	Etienne,Travis 3 yd run (Potter,B.T. kick)	12-74	5:41	26-33
		OT - 15:00	Uiagalelei,D.J. 1 yd run (Potter,B.T. kick)	2-25	0:00	33-40
11.14.20	Boston College	1st - 05:03	Zay Flowers 4 yd pass from Phil Jurkovec (Aaron Boumerhi kick)	10-80	4:30	3-7
		1st - 03:56	Aaron Boumerhi 41 yd field goal	4- -6	0:56	3-10
		2nd - 12:41	Aaron Boumerhi 31 yd field goal	9-44	2:25	10-13
		2nd - 03:12	Aaron Boumerhi 35 yd field goal	6-57	2:31	24-16
		3rd - 00:35	David Bailey 3 yd run (Aaron Boumerhi kick)	12-80	5:59	38-23
		4th - 04:09	Hunter Long 8 yd pass from Phil Jurkovec (Travis Levy rush)	6-70	1:28	45-31
11.27.20	North Carolina	1st - 09:56	Simmons, E 6 yd pass from Howell, S (Atkins, G kick)	7-50	2:54	0-7
		1st - 02:59	Howell, S 1 yd run (Atkins, G kick)	7-75	2:20	7-14
		2nd - 01:10	Atkins, G 42 yd field goal	12-72	4:40	14-17



NOTRE DAME

Rushing

Had 500 or more yards:	at Boston College, 2017 (515)
Had 450 or more yards:	at Boston College, 2017 (515)
Had 400 or more yards:	at Boston College, 2017 (515)
Had 300 or more yards:	vs. Florida State, 2020 (353)
Had 70 or more rushing attempts:	vs. Michigan State, 1991 (76)
Had 60 or more rushing attempts:	vs. Navy, 2007 (63)
Had 50 or more rushing attempts:	at Pittsburgh, 2020 (50)
Had eight or more rush TDs:	vs. Pittsburgh, 1965 (9)
Had seven or more rush TDs:	at Boston College, 2017 (7)
Had six or more rush TDs:	vs. South Florida, 2020 (6)
Had five or more rush TDs:	vs. South Florida, 2020 (6)
Had four or more rush TDs:	vs. Florida State, 2020 (4)
Had two or more players with 200 rush yards in a game:	at Boston College, 2017 (Josh Adams 229, Brandon Wimbush 207)
Had three players with 100 rush yards in a game:	vs. Temple, 2017 (Josh Adams 161, DeShone Kizer 124, Brandon Wimbush 106)
Had two or more players with 100 rush yards in a game:	vs. Florida State, 2020 (Kyren Williams 185, Chris Tyree 103)
Had a quarterback rush for 100 yards in a game:	vs. Duke, 2019 (Ian Book, 139)

Passing

Had 500 or more yards:	at USC, 1970 (526)
Had 400 or more yards:	vs. New Mexico, 2019 (434)
Had 300 or more yards:	vs. Clemson, 2020 (310)
Had 50 or more pass attempts:	vs. Virginia Tech, 2019 (53)
Had 40 or more pass attempts:	vs. Boston College, 2019 (40)
Had 30 or more pass attempts:	at North Carolina, 2020 (33)
Had 35 or more pass completions:	at Clemson, 2015 (35)
Had 30 or more pass completions:	at Clemson, 2015 (35)
Had 25 or more pass completions:	vs. Boston College, 2019 (26)
Had six or more passing TDs:	vs. Bowling Green, 2019 (6)
Had five or more passing TDs:	vs. Navy, 2019 (5)
Had four or more passing TDs:	at Stanford, 2019 (4)
Had three or more passing TDs:	at Boston College, 2020 (3)
Had three or more passing TDs in a half:	at Boston College, 2020 (3)
Had five or more passes intercepted:	vs. USC, 1967 (7)
Had four or more passes intercepted:	at Arizona State, 2014 (4)
Had three or more passes intercepted:	vs. Ball State, 2018 (3)

Receiving

Had two players with 100 receiving yards in a game:	at Stanford, 2017 (Kevin Stepherson - 112, Equanimeous St. Brown - 111)
Had a player with over 150 receiving yards in a game:	vs. Wake Forest, 2017 (Chase Claypool - 180)
Had two players with 10 catches in a game:	vs. BYU, 2005 (Maurice Stovall - 14, Jeff Samardzija - 10)

Combination Offense

Had a 400-yard passer and 100-yard rusher in a game:	vs. Syracuse, 2016 (DeShone Kizer - 471, Josh Adams - 102)
Had a 300-yard passer and 100-yard rusher in a game:	vs. Clemson, 2020 (Ian Book - 310, Kyren Williams - 140)
Had a 400-yard passer and 100-yard receiver in a game:	vs. Syracuse, 2016 (DeShone Kizer - 471, Equanimeous St. Brown - 182)
Had a 300-yard passer and 100-yard receiver in a game:	vs. Clemson, 2020 (Ian Book - 310, Javon McKinley - 102)
Had a 400-yard passer, 100-yard rusher and 100-yard receiver in a game:	vs. Syracuse, 2016 (DeShone Kizer - 471, Josh Adams - 102, Equanimeous St. Brown - 182)
Had a 300-yard passer, 100-yard rusher and 100-yard receiver in a game:	vs. Clemson, 2020 (Ian Book - 310, Kyren Williams - 140 rushing, Javon McKinley - 102 receiving)
Had a 200-yard passer, 100-yard rusher and 100-yard receiver in a game:	at North Carolina, 2020 (Ian Book - 279, Kyren Williams - 124 rushing, Javon McKinley - 135 receiving)
Had a 400-yard passer and 100-yard rusher in a game:	vs. Syracuse, 2016 (DeShone Kizer - 471, Josh Adams - 102)
Had a 200-yard passer and 100-yard rusher in a game:	at North Carolina, 2020 (Ian Book - 279, Kyren Williams - 124)
Had a 100-yard receiver and 100-yard rusher in a game:	at North Carolina, 2020 (Kyren Williams - 124 rushing, Javon McKinley - 135 receiving)

Total Offense

Had 700 or more yards total offense:	vs. Wake Forest, 2017 (710)
Had 650 or more yards total offense:	vs. Wake Forest, 2017 (710)
Had 600 or more yards total offense:	vs. Wake Forest, 2017 (710)
Had 500 or more yards total offense:	at Boston College, 2020 (557)
Had 400 or more yards total offense:	at North Carolina, 2020 (478)
Had 100 or more plays total offense:	vs. Pittsburgh, 2012 (104)
Had 85 or more plays total offense:	vs. Boston College, 2019 (85)
Had 75 or more plays total offense:	at Boston College, 2020 (77)

**Scoring**

Scored 60 or more points:	vs. New Mexico, 2019 (66)
Scored 50 or more points:	vs. South Florida, 2020 (52)
Scored 40 or more points:	at Boston College, 2020 (45)
Scored 30 or more points:	at North Carolina, 2020 (31)
Scored a two-point conversion:	vs. LSU (Citrus Bowl), 2017
Allowed 60 or more points:	Never
Allowed 50 or more points:	at Texas, 2016 (50)
Allowed 40 or more points:	vs. Clemson, 2020 (40)
Allowed 30 or more points:	at Boston College, 2020 (31)
Was held scoreless:	at Boston College, 2008 (17-0)
Was held scoreless at home:	USC, 2007 (38-0)
Was held scoreless on the road:	at Boston College, 2008 (17-0)
Was held without offensive touchdown:	vs. Clemson, 2019 Cotton Bowl (30-3)
Was held without offensive touchdown on the road:	at NC State, 2016 (10-3)
Was held without offensive touchdown at home:	vs. USC, 2007 (38-0)
Held opponent scoreless:	vs. South Florida, 2020 (52-0)
Held opponent scoreless at home:	vs. South Florida, 2020 (52-0)
Held opponent scoreless on the road:	at Purdue, 1993 (17-0)
Held opponent without offensive touchdown:	at Pittsburgh, 2020 (45-3)
Held opponent without offensive touchdown on the road/neutral:	at Pittsburgh, 2020 (45-3)
Held opponent without offensive touchdown at home:	vs. South Florida, 2020 (52-0)
Held opponent scoreless at neutral site:	vs. Maryland (Giants Stadium - East Rutherford, NJ), 2002 (22-0)
Held two or more opponents scoreless in a season:	2002 vs. Maryland (22-0) vs. Rutgers (42-0)
Held three or more opponents scoreless in a season:	1976 vs. Purdue (23-0) at Northwestern (49-0), vs. Oregon (41-0)
Held four or more opponents scoreless in a season:	1966 vs. Army (35-0) vs. North Carolina (32-0), at Oklahoma (38-0), vs. Pittsburgh (40-0) vs. Duke (64-0), at USC (51-0)
Held five or more opponents scoreless in a season:	1966 vs. Army (35-0) vs. North Carolina (32-0), at Oklahoma (38-0), vs. Pittsburgh (40-0) vs. Duke (64-0), at USC (51-0)
Held six or more opponents scoreless in a season:	1966 vs. Army (35-0) vs. North Carolina (32-0), at Oklahoma (38-0), vs. Pittsburgh (40-0) vs. Duke (64-0), at USC (51-0)
Had multiple players with multiple TDs in a game:	at Boston College, 2020 (Ben Skowronek - 3, C'Bo Flemister - 2)

Turnovers

Did not commit a turnover:	at North Carolina, 2020
Committed six or more turnovers:	vs. Navy, 1984 (6)
Committed five or more turnovers:	vs. Boston College, 2015 (5)
Lost four or more fumbles:	vs. Michigan State, 1999 (4)
Lost three or more fumbles:	at Boston College, 2020 (3)
Recorded six or more takeaways:	vs. Michigan, 2012 (6)
Recorded five or more takeaways:	vs. Virginia, 2019 (5)
Returned two or more interceptions for TDs:	vs. Stanford, 2002 (2) (Shane Walton - 18 yards, Courtney Watson - 34 yards)
Returned an interception for a TD:	vs. New Mexico (2019) (Kyle Hamilton - 54 yards)
Returned a fumble for a TD:	vs. Clemson, 2020 (1) (Jeremiah Owusu-Koramoah - 23 yards)

Defense

Held opponent to 50 or fewer rushing yards:	vs. Clemson, 2020 (34)
Held opponent to 100 or fewer passing yards:	vs. Boston College, 2019 (63)
Held opponent to 200 or fewer passing yards:	at Georgia Tech, 2020 (150)
Held opponent to 300 or fewer yards total offense:	at North Carolina, 2020 (298)
Held opponent to 200 or fewer yards total offense:	at Pittsburgh, 2020 (162)
Intercepted five or more passes:	vs. Michigan, 2012 (5)
Intercepted four or more passes:	vs. Rutgers (Pinstripe Bowl), 2013 (4)
Intercepted three or more passes:	at Pittsburgh, 2020 (3)
Forced five or more fumbles:	at Louisville, 2019 (5)
Forced four or more fumbles:	vs. Navy, 2019 (4)
Forced three or more fumbles:	vs. Navy, 2019 (4)
Scored a safety:	at North Carolina, 2017
Recorded nine or more sacks:	vs. Rutgers, 1996 (9)
Recorded eight or more sacks:	vs. Virginia, 2019 (8)
Recorded seven or more sacks:	vs. Virginia, 2019 (8)
Recorded six or more sacks:	at North Carolina, 2020 (6)
Recorded five or more sacks:	at North Carolina, 2020 (6)
Held opponent to 10 or fewer first downs:	at Duke, 2019 (10)

Special Teams

Returned a punt for a TD:	vs. Massachusetts, 2015 (C.J. Sanders, 50 yards)
Returned a blocked punt for a TD:	at Pittsburgh, 2020 (Isaiah Foskey, 0 yards)
Returned a kickoff for a TD:	vs. Syracuse, 2016 (C.J. Sanders, 93 yards)
Returned a blocked FG for a TD:	at Air Force, 2006 (Terrail Lambert, 76 yards)
Blocked a punt:	at Pittsburgh, 2020 (Isaiah Foskey)
Punted 10 or more times:	at Michigan, 2019 (10)
Did not punt:	at Boston College, 2020
Blocked a field goal:	vs. Bowling Green, 2019 (Julian Okwara)
Had a field goal blocked:	at Texas, 2016
Blocked a PAT kick:	vs. Florida State, 2018 (Jerry Tillery)
Scored on a blocked PAT attempt:	vs. Florida State, 2018 (Julian Love)
Missed a kicking PAT:	vs. Syracuse, 2018
Had a kicking PAT blocked:	vs. Florida State, 2018
Opponent scored on a blocked PAT attempt:	vs. Northwestern, 2014
Had a punt blocked:	at Northwestern, 2018

Miscellaneous

Had 30 or more first downs:	vs. Wake Forest, 2017 (30)
Had 25 or more first downs:	at North Carolina, 2020 (25)
Had 20 or more first downs:	at North Carolina, 2020 (25)
Was not penalized:	at LSU, 1997
Had 10 or more penalties:	at Stanford, 2019 (11)
Had 120 or more yards in penalties:	at Rutgers, 2000 (120)
Had 40 minutes or more of possession time:	at Pittsburgh, 2020 (40:59)
Had 35 minutes or more of possession time:	at North Carolina, 2020 (35:04)
Was involved in a tie game:	at USC, 1994 (17-17)
Was involved in an overtime game:	vs. Clemson, 2020 (47-40)
Was involved in a double overtime game:	vs. Clemson, 2020 (47-40)
Was involved in a triple overtime game:	vs. Pittsburgh, 2012 (29-26)
Was involved in a quadruple overtime game:	vs. Pittsburgh, 2008 (33-36)

**A NOTRE DAME PLAYER****Rushing**

Rushed for 250 or more yards:	Julius Jones at Pittsburgh, 2003 (262)
Rushed for 200 or more yards:	Dexter Williams vs. Florida State, 2018 (202)
Rushed for 175 or more yards:	Kyren Williams vs. Florida State, 2020 (185)
Rushed for 150 or more yards:	Kyren Williams vs. Florida State, 2020 (185)
Rushed for 125 or more yards:	Kyren Williams vs. Clemson, 2020 (140)
Rushed for 100 or more yards:	Kyren Williams at North Carolina, 2020 (124)
Quarterback rushed for 200 or more yards:	Brandon Wimbush at Boston College, 2017 (207)
Quarterback rushed for 100 or more yards:	Ian Book at Duke, 2019 (139)
Rushed 40 or more times:	Allen Pinkett at LSU, 1984 (40)
Rushed 35 or more times:	Julius Jones vs. BYU, 2003 (35)
Rushed 30 or more times:	James Aldridge vs. Navy, 2007 (32)
Rushed 25 or more times:	Kyren Williams vs. Louisville, 2020 (25)
Rushed for four or more TDs:	Brandon Wimbush at Boston College, 2017 (4)
Rushed for three or more TDs:	Kyren Williams vs. Clemson, 2020 (3)
Rushed for two or more TDs:	Kyren Williams at North Carolina, 2020 (2)
Had a run of 90 yards or more:	Dexter Williams at Virginia Tech, 2018 (97)
Had a run of 80 or more yards:	Tony Jones, Jr. vs. Iowa State - Camping World Bowl, 2019 (84)
Had a run of 70 or more yards:	Tony Jones, Jr. vs. Iowa State - Camping World Bowl, 2019 (84)
Had a run of 60 or more yards:	Kyren Williams vs. Clemson, 2020 (65)
Had a run of 50 or more yards:	Kyren Williams vs. Clemson, 2020 (65)

Passing

Passed for 500 or more yards:	Joe Theismann at USC, 1970 (526)
Passed for 400 or more yards:	DeShone Kizer vs. Syracuse, 2016 (471)
Passed for 300 or more yards:	Ian Book vs. Clemson, 2020 (310)
Attempted 50 or more passes:	Ian Book vs. Virginia Tech, 2019 (53)
Attempted 40 or more passes:	Ian Book vs. Boston College, 2019 (40)
Attempted 30 or more passes:	Ian Book at North Carolina, 2020 (33)
Completed 30 or more passes:	Everett Golson at Florida State, 2014 (31)
Completed 20 or more passes:	Ian Book at North Carolina, 2020 (23)
Threw six TDs:	Brady Quinn vs. BYU, 2005 (6)
Threw five or more TDs:	Ian Book vs. Navy, 2019 (5)
Threw four or more TDs:	Ian Book at Stanford, 2019 (4)
Threw three or more TDs:	Ian Book at Boston College, 2020 (3)
Threw three or more TDs in a half:	Ian Book at Boston College, 2020 (3)
Threw five or more interceptions:	Terry Hanratty vs. USC, 1967 (5)
Threw four or more interceptions:	Everett Golson at Arizona State, 2014 (4)
Threw three or more interceptions:	Brandon Wimbush vs. Ball State, 2018 (3)
Completed a pass of 90 yards or more:	Dayne Crist vs. Michigan, 2010 (95)
Completed a pass of 80 or more yards:	Brandon Wimbush at Stanford, 2017 (83)
Completed a pass of 70 or more yards:	Ian Book at Pittsburgh, 2020 (73)
Completed a pass of 60 or more yards:	Ian Book at Pittsburgh, 2020 (73)
Completed a pass of 50 or more yards:	Ian Book at North Carolina, 2020 (53)

Receiving

Caught 15 or more passes:	Never
Caught 10 or more passes:	Miles Boykin vs. Stanford, 2018 (11)
Caught seven or more passes:	Cole Kmet, Chris Finke and Chase Claypool vs. Boston College, 2019 (7)
Had 200 or more yards receiving:	Golden Tate at Stanford, 2009 (201)
Had 175 or more yards receiving:	Chase Claypool vs. Wake Forest, 2017 (180)
Had 150 or more yards receiving:	Chase Claypool vs. Wake Forest, 2017 (180)
Had 100 or more yards receiving:	Javon McKinley at North Carolina, 2020 (135)
Caught four or more TDs:	Chase Claypool vs. Navy, 2019 (4)
Caught three or more TDs:	Ben Skowronek at Boston College, 2020 (3)
Caught two or more TDs:	Ben Skowronek at Pittsburgh, 2020 (2)
Caught three or more TDs in one half:	Ben Skowronek at Boston College, 2020 (3)

Total Offense

Had 500 or more yards total offense:	Joe Theismann at USC, 1970 (512)
Had 400 or more yards total offense:	Ian Book vs. New Mexico, 2019 (406)
Had 100 yards both passing and rushing:	Ian Book at Duke, 2019 (181 passing, 139 rushing)

Scoring

Accounted for six or more touchdowns:	Ian Book vs. New Mexico, 2019 (1 rushing, 5 passing)
Accounted for five or more touchdowns:	Ian Book vs. Navy, 2019 (5 passing)
Accounted for four or more touchdowns:	Ian Book (3 passing, 1 rushing) at Boston College, 2020
Accounted for three or more touchdowns:	Kyren Williams (2 rushing, 1 receiving) at North Carolina, 2020

Defense

Intercepted three or more passes:	Harrison Smith vs. Miami (Fla.), 2010 (3)
Intercepted two or more passes:	Alohi Gilman vs. Syracuse, 2018 (2)
Recovered three or more fumbles:	Never
Forced two fumbles:	Daelin Hayes at Georgia Tech, 2020 (2)
Recovered two fumbles:	Nick McCloud vs. Clemson, 2020 (2)
Recorded 20 or more tackles:	Manti Te'o vs. Stanford, 2010 (21)
Recorded 15 or more tackles:	Te'von Coney vs. LSU (Citrus Bowl), 2017 (17)
Recorded 10 or more tackles:	Drew White vs. Navy, 2019 (10)
Recorded 4.0 or more sacks:	Jerry Tillery vs. Stanford, 2018 (4.0)
Recorded 3.0 or more sacks:	Jeremiah Owusu-Koramoah vs. Iowa State - Camping World Bowl, 2019 (3)
Recorded 2.0 or more sacks:	Ade Ogundejai at North Carolina, 2020 (2.0)

Special Teams

Scored 17 or more points kicking:	Jonathan Doerer vs. Clemson, 2020 (17)
Scored 15 or more points kicking:	Jonathan Doerer vs. Clemson, 2020 (17)
Scored 10 or more points kicking:	Jonathan Doerer vs. Clemson, 2020 (17)
Kicked five or more field goals:	Kyle Brindza vs. Rutgers (Pinstripe Bowl), 2013 (5)
Kicked four or more field goals:	Jonathan Doerer vs. Clemson, 2020 (4)
Kicked two field goals of 50 or more yards:	Never
Kicked a field goal of 50 or more yards:	Jonathan Doerer vs. Iowa State - Camping World Bowl, 2019 (51)
Kicked a punt 70 or more yards:	Tyler Newsome vs. Michigan State, 2016 (71)
Kicked a punt 60 or more yards:	Jay Bramblett at Michigan, 2019 (61)
Punted 10 or more times:	Jay Bramblett at Michigan, 2019 (10)
Totaled 175 or more kickoff return yards:	C.J. Sanders at Stanford, 2015 (182)
Totaled 100 or more punt return yards:	C.J. Sanders at Stanford, 2015 (182)

AN OPPOSING TEAM**Rushing**

Had 400 or more yards:	Pittsburgh, 1975 (411)
Had 300 or more yards:	Michigan, 2019 (303)
Had 200 or more yards:	Navy, 2019 (281)
Had 50 or more rushing attempts:	Navy, 2019 (64)
Had five or more rush TDs:	Texas, 2016 (5)
Had four or more rush TDs:	Texas, 2016 (5)
Had two or more players with 100 rush yards in a game:	BYU, 2013 (Taysom Hill - 101, Paul Lasike - 101)

Passing

Had 400 or more yards:	Clemson, 2020 (439)
Had 300 or more yards:	Clemson, 2020 (439)
Had 60 or more pass attempts:	Tennessee, 1990 (60)
Had 50 or more pass attempts:	USC, 2018 (51)
Had 40 or more pass attempts:	Boston College, 2020 (40)
Had 30 or more pass completions:	Virginia, 2019 (30)
Had five or more passing TDs:	USC, 2014 (6)
Had four or more passing TDs:	Stanford, 2017 (4)
Had three or more passing TDs:	Michigan, 2019 (3)

**Receiving**

Had two players with 100 receiving yards in a game:	Clemson, 2020 (Cornell Powell - 161, Amari Rodgers - 134)
---	--

Total Offense

Had 600 or more yards total offense:	Ohio State, 2006 Fiesta Bowl (617)
Had 500 or more yards total offense:	Wake Forest, 2017 (587)
Had 400 or more yards total offense:	Clemson, 2020 (473)
Had 90 or more plays:	Wake Forest, 2018 (92)
Had 80 or more plays:	Virginia Tech, 2018 (85)
Had 75 or more plays:	Clemson, 2020 (77)

Scoring

Scored 60 or more points:	Never
Scored 50 or more points:	Texas, 2016 (50)
Scored 40 or more points:	Clemson, 2020 (40)
Scored 30 or more points:	Boston College, 2020 (31)
Scored a two-point conversion:	Boston College, 2020

Turnovers

Did not commit a turnover:	North Carolina, 2020
Had three or more fumbles lost:	Clemson, 2020 (3)
Intercepted five or more passes:	USC, 1967 (7)
Intercepted four or more passes:	Arizona State, 2014 (4)
Intercepted three or more passes:	Ball State, 2018 (3)
Returned an interception for a TD:	at Miami, Fla., 2017 (Trajan Bandy - 65 yards)
Returned a fumble for a TD:	at Georgia Tech, 2020 (Zamari Walton - 93 yards)

Defense

Held ND to 10 or fewer first downs:	at NC State, 2016 (10)
Scored a safety:	vs. Stanford, 2016
Held ND to 50 or fewer rushing yards:	at Michigan, 2019 (47)
Held ND to 200 or fewer passing yards:	at Georgia Tech, 2020 (199)
Held ND to 100 or fewer passing yards:	at Boston College, 2017 (96)
Held ND to 300 or fewer yards total offense:	Michigan, 2019 (180)
Held ND to 200 or fewer yards total offense:	at Michigan, 2019 (180)

Special Teams

Returned a punt for a TD:	at USC, 2016 (Adore Jackson - 55 yards)
Returned a blocked punt for a TD:	NC State, 2017 (Germaine Pratt - 0 yards)
Returned a kickoff for a TD:	Pittsburgh, 2018 (Maurice French - 99 yards)
Returned a punt for TD and kickoff for TD in same game:	at USC, 2016 (Adore Jackson - 55 yd PR; 97 yd KO)
Punted 10 or more times:	Boston College, 2010 (11)
Did not punt:	Miami (Fla.), 1985
Missed a kicking PAT:	Massachusetts, 2015

Miscellaneous

Had 30 or more first downs:	Wake Forest, 2017 (34)
Had 20 or more first downs:	Boston College, 2020 (22)
Had 10 or more penalties:	Pittsburgh, 2020 (12)
Had 100 or more yards in penalties:	Georgia, 2017 (127)
Had 35 minutes or more of possession time:	Navy, 2019 (36:00)
Had one 100-yard receiver and one 100-yard rusher:	Wake Forest, 2017 (Matt Colburn, 120 rushing; Anthony Bachman, 116 receiving)

AN OPPOSING PLAYER**Rushing**

Rushed for 300 or more yards:	Tony Dorsett, Pittsburgh, 1975 (303)
Rushed for 200 or more yards:	Alexander Teich, Navy, 2010 (210)
Rushed for 150 or more yards:	Tyler Gaffney, Stanford, 2013 (189)
Rushed for 100 or more yards:	Malcolm Perry, Navy, 2019 (138)
Rushed 40 or more times:	Craig Heyward, Pittsburgh, 1987 (42)
Rushed 30 or more times:	Tyler Gaffney, Stanford, 2013 (33)
Rushed 25 or more times:	Malcolm Perry, Navy, 2019 (25)
Rushed for five or more TDs:	Walter Reyes, Syracuse, 2003 (5)
Rushed for four or more TDs:	Ezekiel Elliott, Ohio State (Fiesta Bowl), 2015 (4)
Rushed for three or more TDs:	Tyrone Swoopes, Texas, 2016 (3)
Rushed for two or more TDs:	Zach Charbonnet, at Michigan, 2019 (2)
Had a run of 80 or more yards:	Jeff Smith, Boston College, 2015 (80)
Had a run of 70 or more yards:	Gerald Holmes, Michigan State, 2016 (73)
Had a run of 60 or more yards:	Gerald Holmes, Michigan State, 2016 (73)
Had a run of 50 or more yards:	Malcolm Perry, Navy, 2018 (58)

Passing

Passed for 500 or more yards:	Never
Passed for 400 or more yards:	D.J. Uiagalelei, Clemson, 2020 (439)
Passed for 300 or more yards:	D.J. Uiagalelei, Clemson, 2020 (439)
Attempted 60 or more passes:	Andy Kelly, Tennessee, 1990 (60)
Attempted 50 or more passes:	JT Daniels, USC, 2018 (51)
Attempted 40 or more passes:	Phil Jurkovec, Boston College, 2020 (40)
Completed 30 or more passes:	Bryce Perkins, Virginia, 2019 (30)
Completed 20 or more passes:	D.J. Uiagalelei, Clemson, 2020 (29)
Threw six or more TDs:	Cody Kessler, USC, 2014 (6)
Threw five or more TDs:	Cody Kessler, USC, 2014 (6)
Threw four or more TDs:	KJ Costello, Stanford, 2017 (4)
Threw three or more TDs:	KJ Costello, Stanford, 2017 (4)
Completed a pass of 90 or more yards:	Kyle Orton, Purdue, 2004 (97)
Completed a pass of 80 or more yards:	Cody Kessler, USC, 2015 (83)
Completed a pass of 70 or more yards:	Eric Dungey, Syracuse, 2016 (72)
Completed a pass of 60 or more yards:	Eric Dungey, Syracuse, 2016 (72)
Completed a pass of 50 or more yards:	Sam Howell, North Carolina, 2020 (51)

Receiving

Caught 15 or more passes:	Jalen Saunders, Oklahoma, 2012 (15)
Caught 10 or more passes:	Michael Wilson, Stanford, 2019 (10)
Caught seven or more passes:	Amari Rodgers and Travis Etienne, Clemson, 2020 (both 8)
Had 200 or more yards receiving:	Selwyn Lymon, Purdue, 2006 (238)
Had 150 or more yards receiving:	Cornell Powell, Clemson, 2020 (161)
Had 100 or more yards receiving:	Jaelen Gill, Boston College, 2020 (105)
Caught three or more TD passes:	Jeremy Gallon, Michigan, 2013 (3)
Caught two or more TD passes:	James Gardner, Miami (Ohio), 2017 (2)

Scoring

Accounted for six or more touchdowns:	Cody Kessler, USC, 2014 (6 passing, 0 rushing)
Accounted for five or more touchdowns:	Eric Dungey, Syracuse, 2016 (2 passing, 3 rushing)
Accounted for four or more touchdowns:	KJ Costello, Stanford, 2017 (4 passing, 0 rushing)
Accounted for three or more touchdowns:	D.J. Uiagalelei, Clemson, 2020 (2 passing, 1 rushing)

Defense

Intercepted three or more passes:	Rod Johnson, North Carolina State, 2003 (3)
Intercepted two or more passes:	Justin Simmons, Boston College, 2015 (2)
Recorded three or more sacks:	Bradley Chubb, NC State, 2016 (3.0)
Recorded two or more sacks:	Monty Montgomery, Louisville, 2020 (2.0)

Special Teams

Kicked four or more field goals:	B.T. Potter, Clemson, 2020 (4)
Kicked a field goal 50 or more yards:	Matt Payne, BYU, 2004 (53)
Kicked a punt of 65 or more yards:	Jake Bailey, Stanford, 2017 (65)
Totalled 100 or more kick return yards:	Damond Philyaw-Johnson, Duke, 2019 (122)



Team Statistics	ND	OPP
SCORING	332	150
Points Per Game	36.9	16.7
Points Off Turnovers	59	20
FIRST DOWNS	223	147
Rushing	110	48
Passing	91	83
Penalty	22	16
RUSHING YARDAGE	2067	768
Yards gained rushing	2233	1055
Yards lost rushing	166	287
Rushing Attempts	397	267
Average Per Rush	5.2	2.9
Average Per Game	229.7	85.3
TDs Rushing	27	8
PASSING YARDAGE	2109	1963
Comp-Att-Int	159-255-1	157-289-5
Average Per Pass	8.3	6.8
Average Per Catch	13.3	12.5
Average Per Game	234.3	218.1
TDs Passing	12	7
TOTAL OFFENSE	4176	2731
Total Plays	652	556
Average Per Play	6.4	4.9
Average Per Game	464.0	303.4
KICK RETURNS: #-Yards	17-374	32-566
PUNT RETURNS: #-Yards	11-116	10-22
INT RETURNS: #-Yards	5-41	1-0
KICK RETURN AVERAGE	22.0	17.7
PUNT RETURN AVERAGE	10.5	2.2
INT RETURN AVERAGE	8.2	0.0
FUMBLES-LOST	11-7	12-7
PENALTIES-Yards	44-366	58-510
Average Per Game	40.7	56.7
PUNTS-Yards	29-1208	47-1877
Average Per Punt	41.7	39.9
Net punt average	40.2	37.0
KICKOFFS-Yards	60-3414	35-2188
Average Per Kick	56.9	62.5
Net kick average	42.0	39.7
TIME OF POSSESSION/Game	34:12	25:48
3RD-DOWN Conversions	64/122	29/115
3rd-Down Pct	52%	25%
4TH-DOWN Conversions	7/10	6/16
4th-Down Pct	70%	38%
SACKS BY-Yards	27-155	15-73
MISC YARDS	0	37
TOUCHDOWNS SCORED	42	16
FIELD GOALS-ATTEMPTS	13-18	13-15
ON-SIDE KICKS	0-0	1-1
RED-ZONE SCORES	(42-53) 79%	(21-25) 84%
RED-ZONE TOUCHDOWNS	(32-53) 60%	(13-25) 52%
PAT-ATTEMPTS	(41-41) 100%	(13-13) 100%
ATTENDANCE	51784	19986
Games/Avg Per Game	5/10357	4/4996
Neutral Site Games		0/0

Score by Quarters	1st	2nd	3rd	4th	OT	Total
Notre Dame	82	120	68	48	14	332
Opponents	54	28	37	24	7	150



Rushing	gp-gs	att	gain	loss	net	avg	td	lg	avg/g
Kyren Williams	9-9	160	929	28	901	5.6	12	65	100.1
Ian Book	9-9	83	486	74	412	5.0	6	33	45.8
Chris Tyree	9-0	61	372	22	350	5.7	2	45	38.9
Flemister, C	7-0	53	297	4	293	5.5	5	31	41.9
Avery Davis	9-3	2	39	0	39	19.5	0	29	4.3
Jay Bramblett	9-0	2	21	0	21	10.5	0	14	2.3
Smith, J	1-0	5	15	0	15	3.0	0	7	15.0
Javon McKinley	9-9	1	15	0	15	15.0	0	15	1.7
Ben Skowronek	7-7	1	13	0	13	13.0	1	13	1.9
Braden Lenzy	5-1	3	8	0	8	2.7	0	3	1.6
Jafar Armstrong	9-0	17	30	22	8	0.5	1	9	0.9
Tommy Tremble	9-8	1	4	0	4	4.0	0	4	0.4
Pyne, D	2-0	1	4	0	4	4.0	0	4	2.0
Clark, B	1-0	1	0	4	-4	-4.0	0	0	-4.0
,TEAM	6-0	6	0	12	-12	-2.0	0	0	-2.0
Total	9	397	2233	166	2067	5.2	27	65	229.7
Opponents	9	267	1055	287	768	2.9	8	42	85.3

Passing	gp-gs	effic	comp	att	in	pct	yds	td	lg	avg/g
Ian Book	9-9	148.89	157	249	-1	63.1	2097	12	75	233.0
Clark, B	1-0	52.93	1	3	0	33.3	7	0	7	7.0
Pyne, D	2-0	71.00	1	2	0	50.0	5	0	5	2.5
,TEAM	6-0	0.00	0	1	0	0.0	0	0	0	0.0
Total	9	146.57	159	255	-1	62.4	2109	12	75	234.3
Opponents	9	115.91	157	289	-5	54.3	1963	7	55	218.1

Receiving	gp-gs	no.	yds	avg	td	lg	avg/g
Javon McKinley	9-9	30	549	18.3	0	53	61.0
Michael Mayer	9-2	25	301	12.0	2	29	33.4
Kyren Williams	9-9	21	235	11.2	1	75	26.1
Avery Davis	9-3	19	282	14.8	2	53	31.3
Ben Skowronek	7-7	17	273	16.1	5	73	39.0
Tommy Tremble	9-8	16	159	9.9	0	27	17.7
Wilkins, J	9-0	7	63	9.0	1	15	7.0
Braden Lenzy	5-1	6	63	10.5	1	22	12.6
Keys III, L	7-0	4	31	7.8	0	16	4.4
Jafar Armstrong	9-0	3	38	12.7	0	20	4.2
Brock Wright	9-6	3	21	7.0	0	11	2.3
Flemister, C	7-0	2	36	18.0	0	27	5.1
Takacs, G	8-0	2	20	10.0	0	13	2.5
Chris Tyree	9-0	2	15	7.5	0	12	1.7
Kevin Austin	2-0	1	18	18.0	0	18	9.0
Bauman, K	2-0	1	5	5.0	0	5	2.5
Total	9	159	2109	13.3	12	75	234.3
Opponents	9	157	1963	12.5	7	55	218.1

Punt Returns	no.	yds	avg	td	lg
Matt Salerno	7	33	4.7	0	12
Keys III, L	2	-3	-1.5	0	3
Osita Ekwonu	1	54	54.0	0	0
Isaiah Foskey	1	31	31.0	1	0
Jordan Botelho	0	1	0.0	1	1
Total	11	116	10.5	2	12
Opponents	10	22	2.2	0	13

Interceptions	no.	yds	avg	td	lg
Jer., Owusu-Koram	1	0	0.0	0	0
Nick McCloud	1	0	0.0	0	0
Shaun Crawford	1	23	23.0	0	23
Jack Kiser	1	2	2.0	0	2
Bo Bauer	1	16	16.0	0	16
Total	5	41	8.2	0	23
Opponents	1	0	0.0	0	0

Kick Returns	no.	yds	avg	td	lg
Chris Tyree	16	338	21.1	0	38
Jafar Armstrong	1	36	36.0	0	36
Total	17	374	22.0	0	38
Opponents	32	566	17.7	0	32

Fumble Returns	no.	yds	avg	td	lg
Jer., Owusu-Koram	1	23	23.0	1	23
Nick McCloud	1	3	3.0	0	3
Total	2	26	13.0	1	23
Opponents	1	93	93.0	1	93



Scoring	td	fg	PAT				dx	saf	pts
			kick	rush	rcv	pass			
Jonathan Doerer	-	13-18	40-40	-	-	-	-	-	79
Kyren Williams	13	-	-	-	-	-	-	-	78
Ian Book	6	-	-	-	-	0-1	-	-	36
Ben Skowronek	6	-	-	-	-	-	-	-	36
Flemister, C	5	-	-	-	-	-	-	-	30
Chris Tyree	2	-	-	-	-	-	-	-	12
Avery Davis	2	-	-	-	-	-	-	-	12
Michael Mayer	2	-	-	-	-	-	-	-	12
Jordan Botelho	1	-	-	-	-	-	-	-	6
Braden Lenzy	1	-	-	-	-	-	-	-	6
Wilkins, J	1	-	-	-	-	-	-	-	6
Isaiah Foskey	1	-	-	-	-	-	-	-	6
Jafar Armstrong	1	-	-	-	-	-	-	-	6
Jer., Owusu-Koram	1	-	-	-	-	-	-	-	6
Goepferich, D	-	-	1-1	-	-	-	-	-	1
Total	42	13-18	41-41	-	-	0-1	-	-	332
Opponents	16	13-15	13-13	1-2	-	0-1	-	-	150

Total Offense	g	plays	rush	pass	total	avg/g
Ian Book	9	332	412	2097	2509	278.8
Kyren Williams	9	160	901	0	901	100.1
Chris Tyree	9	61	350	0	350	38.9
Flemister, C	7	53	293	0	293	41.9
Avery Davis	9	2	39	0	39	4.3
Jay Bramblett	9	2	21	0	21	2.3
Smith, J	1	5	15	0	15	15.0
Javon McKinley	9	1	15	0	15	1.7
Ben Skowronek	7	1	13	0	13	1.9
Pyne, D	2	3	4	5	9	4.5
Jafar Armstrong	9	17	8	0	8	0.9
Braden Lenzy	5	3	8	0	8	1.6
Tommy Tremble	9	1	4	0	4	0.4
Clark, B	1	4	-4	7	3	3.0
,TEAM	6	7	-12	0	-12	-2.0
Total	9	652	2067	2109	4176	464.0
Opponents	9	556	768	1963	2731	303.4

Field Goals	fg	pct.	01-19	20-29	30-39	40-49	50-99	lg	blk
Jonathan Doerer	13-18	72.2	0-0	5-5	5-7	3-5	0-1	48	0

Punting	no.	yds	avg	lg	tb	fc	i20	50+	blk
Jay Bramblett	29	120	41.7	57	1	10	6	5	0
Total	29	120	41.7	57	1	10	6	5	0
Opponents	47	187	39.9	62	1	18	19	9	2

FG Sequence	Notre Dame	Opponents
Duke	(48),(34)	(29),(30)
South Fla.	38,(22)	-
Florida St.	45	(42),(26)
Louisville	(32),(30)	52
Pitt	(21)	(45)
Georgia Tech	(32)	44
Clemson	(24),(27),(45),57,(44)	(25),(45),(46),(30)
Boston College	(23),48	(41),(31),(35)
North Carolina	(32),32	(42)

Kickoffs	no.	yds	avg	tb	ob	retn	net	ydln
Jonathan Doerer	58	329	56.9	13	1			
Goepferich, D	2	116	58.0	0	0			
Total	60	341	56.9	13	1	117.7	42.0	22
Opponents	35	218	62.5	17	0	22.0	39.7	25

Numbers in (parentheses) indicate field goal was made.



All Purpose	g	rush	rcv	pr	kr	ir	total	avg/g
Kyren William	9	901	235	0	0	0	1136	126.2
Chris Tyree	9	350	15	0	338	0	703	78.1
Javon McKinl	9	15	549	0	0	0	564	62.7
Ian Book	9	412	0	0	0	0	412	45.8
Flemister, C	7	293	36	0	0	0	329	47.0
Avery Davis	9	39	282	0	0	0	321	35.7
Michael Maye	9	0	301	0	0	0	301	33.4
Ben Skowron	7	13	273	0	0	0	286	40.9
Tommy Trem	9	4	159	0	0	0	163	18.1
Jafar Armstro	9	8	38	0	36	0	82	9.1
Braden Lenzy	5	8	63	0	0	0	71	14.2
Wilkins, J	9	0	63	0	0	0	63	7.0
Osita Ekwonu	7	0	0	54	0	0	54	7.7
Matt Salerno	8	0	0	33	0	0	33	4.1
Isaiah Foskey	9	0	0	31	0	0	31	3.4
Keys III, L	7	0	31	-3	0	0	28	4.0
Shaun Crawf	9	0	0	0	0	23	23	2.6
Brock Wright	9	0	21	0	0	0	21	2.3
Jay Bramblett	9	21	0	0	0	0	21	2.3
Takacs, G	8	0	20	0	0	0	20	2.5
Kevin Austin	2	0	18	0	0	0	18	9.0
Bo Bauer	9	0	0	0	0	16	16	1.8
Smith, J	1	15	0	0	0	0	15	15.0
Bauman, K	2	0	5	0	0	0	5	2.5
Pyne, D	2	4	0	0	0	0	4	2.0
Jack Kiser	8	0	0	0	0	2	2	0.2
Jordan Botelh	7	0	0	1	0	0	1	0.1
Clark, B	1	-4	0	0	0	0	-4	-4.0
,TEAM	6	-12	0	0	0	0	-12	-2.0
Total	9	2067	2109	116	374	41	4707	523.0
Opponents	9	768	1963	22	566	0	3356	372.9



##	Defensive Leaders	gp-gs	Tackles				Sacks no-yds	Pass defense			Fumbles		blkd	
			ua	a	tot	tfl/yds		int-yds	brup	qbh	rcv-yds	ff	kick	saf
1H	Kyle Hamilton	8-8	38	7	45	3.5-11	.	.	4	2	.	.	.	
6	Jer., Owusu-Koramoah	9-9	29	15	44	8.5-34	1.5-11	1-0	1	2	1-23	2	.	
40	Drew White	9-9	23	20	43	6.5-15	0.5-4	.	2	2	.	.	.	
2C	Shaun Crawford	9-9	28	10	38	4.5-25	2.0-16	1-23	4	.	1-0	.	.	
2T	TaRiq Bracy	7-6	22	2	24	2.0-7	.	.	3	
4M	Nick McCloud	9-8	17	6	23	2.0-3	.	1-0	8	.	2-3	.	.	
2K	Jack Kiser	8-1	14	4	18	3.0-5	.	1-2	.	1	.	.	.	
5B	Bo Bauer	9-0	10	8	18	2.5-11	1.0-7	1-16	1	3	.	.	.	
9	Daelin Hayes	9-9	12	5	17	6.0-32	3.0-19	.	1	3	1-0	2	.	
91	Adetokunbo Ogundeji	9-9	11	6	17	5.5-23	5.5-23	.	.	5	1-0	.	.	
7F	Isaiah Foskey	9-0	9	7	16	5.0-34	4.5-33	.	1	4	.	.	1	
2L	Clarence Lewis	9-3	14	1	15	1.0-3	.	.	5	
41	Kurt Hinish	9-9	11	3	14	7.0-20	2.0-6	.	.	1	.	.	.	
95	M. Tagovailoa-Amosa	8-7	8	5	13	4.5-16	1.5-7	.	.	2	1-0	.	.	
1A	Justin Ademilola	9-0	7	6	13	2.5-5	1.0-2	
33	Shayne Simon	8-7	8	4	12	1.0-1	.	.	3	1	.	.	.	
31	Jack Lamb	9-0	9	2	11	2	.	.	.	
35	Marist Liufau	7-1	3	7	10	0.5-1	0.5-1	.	.	1	.	.	.	
3G	Houston Griffith	9-2	10	.	10	1.0-4	
29	Ovie Oghoufo	8-0	6	3	9	1.5-9	1.5-9	.	.	1	.	.	.	
1P	Isaiah Pryor	9-0	8	.	8	1.0-7	1.0-7	.	.	1	.	1	.	
1M	Moala, P	3-0	5	2	7	
1B	DJ Brown	9-0	7	.	7	.	.	.	2	1	.	.	.	
5C	Howard Cross III	9-0	4	2	6	1	.	.	.	
2B	JD Bertrand	8-0	4	2	6	
99	Rylie Mills	7-0	1	4	5	1.0-7	0.5-4	
1J	Jordan Botelho	7-0	2	2	4	
54	Jacob Lacey	8-0	1	3	4	1.0-2	.	.	1	
57	Jayson Ademilola	6-2	1	3	4	4	.	.	.	
1W	Wallace, K	3-0	2	1	3	1.0-4	
3E	Osita Ekwonu	7-0	2	1	3	1	
5	Hart, C	7-0	2	1	3	.	.	.	2	
9E	Ehrensberger,Al	1-0	2	.	2	2.0-7	1.0-6	
TM	,TEAM	6-0	2	.	2	1.0-3	
19	Jay Bramblett	9-0	1	.	1	
11	Ben Skowronek	7-7	1	.	1	
4	Kevin Austin	2-0	1	.	1	
65	Michael Vinson	9-0	.	1	1	
Total		9	335	143	478	75-289	27-155	5-41	38	37	7-26	5	2	
Opponents		9	415	180	595	45-154	15-73	1-0	18	29	7-93	8	.	



TEAM STATISTICS

Date	Opponent	Rushing				Receiving				Passing				Kick Returns				Punt Returns				tot off		
		no.	yds	td	lg	no.	yds	td	lg	cmp	att	int	yds	td	lg	no.	yds	td	lg	no.	yds		td	lg
Sep 12	DUKE	42	178	2	26	19	263	1	75	19	31	1	263	1	75	4	90	0	38	1	3	0	3	441
Sep 19	SOUTH FLA.	45	281	6	31	13	149	0	27	13	21	0	149	0	27	1	14	0	14	2	62	1	7	430
Oct 10	FLORIDA ST.	42	353	4	65	16	201	2	38	16	25	0	201	2	38	3	90	0	36	1	-6	0	0	554
Oct 17	LOUISVILLE	49	232	1	24	11	106	0	18	11	19	0	106	0	18	1	22	0	22	0	0	0	0	338
10/24/20	at Pitt	50	115	2	18	17	319	3	73	17	33	0	319	3	73	1	17	0	17	3	32	1	1	434
Oct 31	at Georgia Tech	44	227	3	21	18	199	1	34	18	26	0	199	1	34	2	39	0	20	0	0	0	0	426
Nov 07	CLEMSON	40	208	3	65	22	310	1	53	22	39	0	310	1	53	0	0	0	0	1	5	0	5	518
Nov 14	at Boston College	49	274	3	29	20	283	3	48	20	28	0	283	3	48	4	84	0	22	2	12	0	12	557
Nov 27	at North Carolina	36	199	3	47	23	279	1	53	23	33	0	279	1	53	1	18	0	18	1	8	0	8	478
		397	2067	27	65	159	2109	12	75	159	255	1	2109	12	75	17	374	0	38	11	116	2	12	4176
	Opponents	267	768	8	42	157	1963	7	55	157	289	5	1963	7	55	32	566	0	32	10	22	0	13	2731

Games: 9 • Avg/rush: 5.2 • Avg/catch: 13.3 • Pass effic: 146.57 • KR avg: 22.0 • PR avg: 10.5 • All purpose avg/game: 523.0 • Total offense

Date	Opponent	Tackles				Sacks		Fumble		Pass Defense			blkd kick	PAT Attempts			off	
		ua	a	total	tfl-yds	no-yds	ff	fr-yds	int-yds	qbh	brup	kick		rush	rcv	saf	t/o	pts
Sep 1	DUKE	38	26	64	7.0-33	3.0-21	1	2-0	0-0	9	6	0	3-3	0	0	0	7	27
Sep 1	SOUTH FLA.	44	10	54	11.0-36	2.0-15	0	0-0	0-0	8	6	1	7-7	0	0	0	0	52
Oct 10	FLORIDA ST.	53	6	59	9.0-43	4.0-22	0	0-0	1-23	6	6	0	6-6	0	0	0	0	42
Oct 17	LOUISVILLE	35	8	43	8.0-21	0.0-0	0	0-0	0-0	0	2	0	0-0	0	0	0	0	12
10/24/	at Pitt	24	16	40	6.0-27	3.0-19	1	0-0	3-16	6	2	1	6-6	0	0	0	21	45
Oct 31	at Georgia Tech	35	19	54	9.0-48	5.0-34	2	1-0	0-0	2	2	0	4-4	0	0	0	7	31
Nov 0	CLEMSON	52	12	64	10.0-30	2.0-14	1	3-26	0-0	4	4	0	5-5	0	0	0	10	47
Nov 1	at Boston College	24	20	44	7.0-25	2.0-9	0	1-0	1-2	1	6	0	6-6	0	0	0	14	45
Nov 2	at North Carolina	30	26	56	8.0-26	6.0-21	0	0-0	0-0	1	4	0	4-4	0	0	0	0	31
		335	143	478	75.0-289	27.0-155	5	7-26	5-41	37	38	2	41-41	0	0	0	59	332
	Opponents	415	180	595	45.0-154	15.0-73	8	7-93	1-0	29	18	0	13-13	1	0	0	20	150

Date	Opponent	Punting							Field Goals			Kickoffs						
		no.	yds	avg	long	blkd	tb	fc	50+	i20	md-att	long	blkd	no.	yds	avg	tb	ob
Sep 1	DUKE	6	263	43.8	53	0	0	1	2	3	2-2	48	0	5	322	64.4	3	0
Sep 1	SOUTH FLA.	2	74	37.0	40	0	0	1	0	1	1-2	22	0	9	535	59.4	1	0
Oct 10	FLORIDA ST.	3	119	39.7	44	0	0	2	0	0	0-1	0	0	7	445	63.6	3	0
Oct 17	LOUISVILLE	2	83	41.5	42	0	0	2	0	0	2-2	32	0	4	254	63.5	1	0
10/24/	at Pitt	5	212	42.4	49	0	1	1	0	0	1-1	21	0	8	415	51.9	0	0
Oct 31	at Georgia Tech	3	119	39.7	45	0	0	0	0	0	1-1	32	0	6	313	52.2	2	0
Nov 0	CLEMSON	3	123	41.0	54	0	0	2	1	0	4-5	45	0	8	480	60.0	1	1
Nov 1	at Boston College	0	0	0.0	0	0	0	0	0	0	1-2	23	0	8	400	50.0	0	0
Nov 2	at North Carolina	5	215	43.0	57	0	0	1	2	2	1-2	32	0	5	250	50.0	2	0
		29	1208	41.7	57	0	1	10	5	6	13-18	48	0	60	3414	56.9	13	1
	Opponents	47	1877	39.9	62	2	1	18	9	19	13-15	46	0	35	2188	62.5	17	0



OPPONENT STATISTICS

Date	Opponent	Rushing				Receiving				Passing				Kick Returns				Punt Returns				tot off		
		no.	yds	td	lg	no.	yds	td	lg	cmp	att	int	yds	td	lg	no.	yds	td	lg	no.	yds		td	lg
Sep 12	DUKE	30	75	1	23	20	259	0	55	20	37	0	259	0	55	2	41	0	25	4	27	0	13	334
Sep 19	SOUTH FLA.	33	106	0	42	12	125	0	36	12	29	0	125	0	36	8	129	0	26	0	0	0	0	231
Oct 10	FLORIDA ST.	40	153	2	33	17	252	1	48	17	31	1	252	1	48	4	66	0	22	0	0	0	0	405
Oct 17	LOUISVILLE	23	96	0	28	17	137	1	29	17	22	0	137	1	29	3	68	0	28	0	0	0	0	233
10/24/20	at Pitt	20	44	0	19	12	118	0	33	12	33	3	118	0	33	4	81	0	32	2	-8	0	0	162
Oct 31	at Georgia Tech	33	88	1	14	15	150	0	39	15	26	0	150	0	39	1	10	0	10	3	3	0	4	238
Nov 07	CLEMSON	33	34	2	13	29	439	2	53	29	44	0	439	2	53	5	81	0	24	0	0	0	0	473
Nov 14	at Boston College	25	85	1	22	18	272	2	40	18	40	1	272	2	40	5	90	0	25	0	0	0	0	357
Nov 27	at North Carolina	30	87	1	26	17	211	1	51	17	27	0	211	1	51	0	0	0	0	1	0	0	0	298
		267	768	8	42	157	1963	7	55	157	289	5	1963	7	55	32	566	0	32	10	22	0	13	2731
	Notre Dame	397	2067	27	65	159	2109	12	75	159	255	1	2109	12	75	17	374	0	38	11	116	2	12	4176

Games: 9 • Avg/rush: 2.9 • Avg/catch: 12.5 • Pass effic: 115.91 • KR avg: 17.7 • PR avg: 2.2 • All purpose avg/game: 372.9 • Total offense :

Date	Opponent	Tackles				Sacks no-yds	Fumble		Pass Defense			blkd kick	PAT Attempts			off						
		ua	a	total	tfl-yds		ff	fr-yds	int-yds	qbh	brup		kick	rush	rcv	saf	t/o	pts				
Sep 1	DUKE	48	18	66	5.0-18	3.0-14	0	0-0	1-0	2	0	0	1-1	0	0	0	0	0	0	0	0	13
Sep 1	SOUTH FLA.	45	18	63	3.0-11	0.0-0	2	0-0	0-0	1	2	0	0-0	0	0	0	0	0	0	0	0	0
Oct 10	FLORIDA ST.	45	14	59	1.0-1	0.0-0	1	2-0	0-0	3	1	0	2-2	0	0	0	0	10	26			
Oct 17	LOUISVILLE	49	16	65	6.0-24	4.0-21	0	0-0	0-0	0	4	0	1-1	0	0	0	0	0	0	0	7	
10/24/	at Pitt	50	28	78	12.0-37	2.0-5	1	0-0	0-0	11	3	0	0-0	0	0	0	0	0	0	0	3	
Oct 31	at Georgia Tech	40	30	70	7.0-23	2.0-10	1	1-93	0-0	1	0	0	1-1	0	0	0	0	7	13			
Nov 0	CLEMSON	51	8	59	8.0-24	2.0-8	1	1-0	0-0	4	4	0	4-4	0	0	0	0	0	0	0	40	
Nov 1	at Boston College	45	34	79	1.0-1	0.0-0	2	3-0	0-0	1	2	0	2-2	1	0	0	0	3	31			
Nov 2	at North Carolina	42	14	56	2.0-15	2.0-15	0	0-0	0-0	6	2	0	2-2	0	0	0	0	0	0	0	17	
		415	180	595	45.0-154	15.0-73	8	7-93	1-0	29	18	0	13-13	1	0	0	0	20	150			
	Notre Dame	335	143	478	75.0-289	27.0-155	5	7-26	5-41	37	38	2	41-41	0	0	0	0	59	332			

Date	Opponent	Punting							Field Goals			Kickoffs						
		no.	yds	avg	long	blkd	tb	fc	50+	i20	md-att	long	blkd	no.	yds	avg	tb	ob
Sep 1	DUKE	6	274	45.7	60	0	0	3	2	4	2-2	30	0	4	258	64.5	0	0
Sep 1	SOUTH FLA.	6	144	24.0	53	1	0	0	1	0	0-0	0	0	1	49	49.0	0	0
Oct 10	FLORIDA ST.	6	264	44.0	51	0	0	3	1	2	2-2	42	0	6	382	63.7	3	0
Oct 17	LOUISVILLE	5	202	40.4	51	0	0	2	1	3	0-1	0	0	2	118	59.0	1	0
10/24/	at Pitt	8	267	33.4	43	1	0	4	0	4	1-1	45	0	2	129	64.5	1	0
Oct 31	at Georgia Tech	4	165	41.2	58	0	1	3	1	0	0-1	0	0	2	125	62.5	0	0
Nov 0	CLEMSON	3	125	41.7	45	0	0	2	0	1	4-4	46	0	8	520	65.0	8	0
Nov 1	at Boston College	2	82	41.0	41	0	0	0	0	0	3-3	41	0	6	347	57.8	1	0
Nov 2	at North Carolina	7	354	50.6	62	0	0	1	3	5	1-1	42	0	4	260	65.0	3	0
		47	1877	39.9	62	2	1	18	9	19	13-15	46	0	35	2188	62.5	17	0
	Notre Dame	29	1208	41.7	57	0	1	10	5	6	13-18	48	0	60	3414	56.9	13	1

Notre Dame Inside Opponent Red-Zone

Date	Opponent	Score	Times In RZ	Times Score	Total Pts	Rush TDs	Pass TDs	FGs Made	Failed to score inside RZ						
									FGA	Dow	Int	Fum	Half	Gam	
Sep 12, 202	DUKE	27-13	4	3	17	2	1	1	1	0	0	1	0	0	0
Sep 19, 202	SOUTH FLA.	52-0	7	6	38	5	5	0	1	1	0	0	0	0	0
Oct 10, 202	FLORIDA ST.	42-26	5	4	28	4	2	2	0	0	1	0	0	0	0
Oct 17, 202	LOUISVILLE	12-7	5	3	12	1	1	0	2	0	1	0	0	1	0
10/24/20	at Pitt	45-3	5	4	24	3	2	1	1	0	0	0	0	1	0
Oct 31, 202	at Georgia Tech	31-13	7	5	31	4	3	1	1	0	0	0	1	1	0
Nov 07, 202	CLEMSON	47-40	6	5	27	3	2	1	2	0	0	0	1	0	0
Nov 14, 202	at Boston College	45-31	8	7	45	6	3	3	1	0	0	0	0	1	0
Nov 27, 202	at North Carolina	31-17	6	5	31	4	3	1	1	1	0	0	0	0	0
Totals			53	42	253	32	22	10	10	2	2	1	2	4	0

42 of 53 (79.2%)

Opponents Inside Notre Dame Red-Zone

Date	Opponent	Score	Times In RZ	Times Score	Total Pts	Rush TDs	Pass TDs	FGs Made	Failed to score inside RZ						
									FGA	Dow	Int	Fum	Half	Gam	
Sep 12, 202	DUKE	27-13	3	3	13	1	1	0	2	0	0	0	0	0	0
Sep 19, 202	SOUTH FLA.	52-0	1	0	0	0	0	0	0	0	1	0	0	0	0
Oct 10, 202	FLORIDA ST.	42-26	4	3	16	2	2	0	1	0	0	1	0	0	0
Oct 17, 202	LOUISVILLE	12-7	1	1	7	1	0	1	0	0	0	0	0	0	0
10/24/20	at Pitt	45-3	0	0	0	0	0	0	0	0	0	0	0	0	0
Oct 31, 202	at Georgia Tech	31-13	2	1	6	1	1	0	0	1	0	0	0	0	0
Nov 07, 202	CLEMSON	47-40	5	5	27	3	2	1	2	0	0	0	0	0	0
Nov 14, 202	at Boston College	45-31	7	6	31	3	1	2	3	0	1	0	0	0	0
Nov 27, 202	at North Carolina	31-17	2	2	14	2	1	1	0	0	0	0	0	0	0
Totals			25	21	114	13	8	5	8	1	2	1	0	0	0

21 of 25 (84.0%)



3rd-Down Conversions

Date	Opponent	Score	Overall	1st Qtr	2nd Qtr	3rd Qtr	4th Qtr	Overtime
Sep 12, 202	DUKE	27-13	7-16 43.8	0-3 0.0	2-4 50.0	1-4 25.0	4-5 80.0	
Sep 19, 202	SOUTH FLA.	52-0	8-14 57.1	5-5 100.0	2-3 66.7	0-3 0.0	1-3 33.3	
Oct 10, 202	FLORIDA ST.	42-26	2-7 28.6	0-1 0.0	1-2 50.0	1-3 33.3	0-1 0.0	
Oct 17, 202	LOUISVILLE	12-7	8-14 57.1	2-4 50.0	1-3 33.3	2-2 100.0	3-5 60.0	
10/24/20	at Pitt	45-3	11-18 61.1	3-4 75.0	3-5 60.0	3-4 75.0	2-5 40.0	
Oct 31, 202	at Georgia Tech	31-13	10-15 66.7	5-5 100.0	1-3 33.3	2-3 66.7	2-4 50.0	
Nov 07, 202	CLEMSON	47-40	10-19 52.6	4-5 80.0	1-4 25.0	1-3 33.3	3-6 50.0	1-1 100.0
Nov 14, 202	at Boston College	45-31	4-8 50.0	0-1 0.0	2-3 66.7	0-0 0.0	2-4 50.0	
Nov 27, 202	at North Carolina	31-17	4-11 36.4	0-1 0.0	1-3 33.3	1-4 25.0	2-3 66.7	
	Notre Dame		64-12 52.5	19-29 65.5	14-30 46.7	11-26 42.3	19-36 52.8	1-1 100.0
	Opponents		29-11 25.2	8-23 34.8	8-35 22.9	8-29 27.6	5-27 18.5	0-1 0.0

4th-Down Conversions

Date	Opponent	Score	Overall	1st Qtr	2nd Qtr	3rd Qtr	4th Qtr	Overtime
Sep 12, 202	DUKE	27-13	2-2 100.0	0-0 0.0	1-1 100.0	1-1 100.0	0-0 0.0	
Sep 19, 202	SOUTH FLA.	52-0	2-2 100.0	0-0 0.0	0-0 0.0	1-1 100.0	1-1 100.0	
Oct 10, 202	FLORIDA ST.	42-26	0-1 0.0	0-0 0.0	0-0 0.0	0-0 0.0	0-1 0.0	
Oct 17, 202	LOUISVILLE	12-7	0-1 0.0	0-0 0.0	0-1 0.0	0-0 0.0	0-0 0.0	
10/24/20	at Pitt	45-3	1-1 100.0	0-0 0.0	0-0 0.0	0-0 0.0	1-1 100.0	
Oct 31, 202	at Georgia Tech	31-13	0-0 0.0	0-0 0.0	0-0 0.0	0-0 0.0	0-0 0.0	
Nov 07, 202	CLEMSON	47-40	0-1 0.0	0-0 0.0	0-0 0.0	0-0 0.0	0-1 0.0	0-0 0.0
Nov 14, 202	at Boston College	45-31	2-2 100.0	0-0 0.0	1-1 100.0	0-0 0.0	1-1 100.0	
Nov 27, 202	at North Carolina	31-17	0-0 0.0	0-0 0.0	0-0 0.0	0-0 0.0	0-0 0.0	
	Notre Dame		7-10 70.0	0-0 0.0	2-3 66.7	2-2 100.0	3-5 60.0	0-0 0.0
	Opponents		6-16 37.5	0-2 0.0	0-1 0.0	3-5 60.0	3-7 42.9	0-1 0.0

Time of Possession

Date	Opponent	Score	Overall	1st Qtr	2nd Qtr	3rd Qtr	4th Qtr	Overtime
Sep 12, 202	DUKE	27-13	33:24	4:43	8:43	9:59	9:59	
Sep 19, 202	SOUTH FLA.	52-0	32:27	10:51	7:48	5:30	8:18	
Oct 10, 202	FLORIDA ST.	42-26	27:52	6:07	6:54	8:15	6:36	
Oct 17, 202	LOUISVILLE	12-7	36:15	12:43	9:14	3:54	10:24	
10/24/20	at Pitt	45-3	40:59	10:31	8:36	10:22	11:30	
Oct 31, 202	at Georgia Tech	31-13	36:54	12:19	8:14	6:55	9:26	
Nov 07, 202	CLEMSON	47-40	30:22	11:08	7:59	4:46	6:29	0:00
Nov 14, 202	at Boston College	45-31	34:27	9:17	8:08	4:13	12:49	
Nov 27, 202	at North Carolina	31-17	35:04	8:41	7:57	9:12	9:14	
	Notre Dame	Total	307:44	86:20	73:33	63:06	84:45	0:00
		Avg.	34:11	9:35	8:10	7:00	9:25	0:00
	Opponents	Total	232:16	48:40	61:27	71:54	50:15	0:00
		Avg.	25:48	5:24	6:49	7:59	5:35	0:00



NOTRE DAME INDIVIDUAL GAME HIGHS

Rushes	25	Kyren Williams vs Louisville (Oct 17, 2020)
Yards Rushing	185	Kyren Williams vs Florida St. (Oct 10, 2020)
TD Rushes	3	Ian Book vs South Fla. (Sep 19, 2020)
	3	Kyren Williams vs Clemson (Nov 07, 2020)
Long Rush	65	Kyren Williams vs Florida St. (Oct 10, 2020)
	65	Kyren Williams vs Clemson (Nov 07, 2020)
Pass attempts	39	Ian Book vs Clemson (Nov 07, 2020)
Pass completions	23	Ian Book at North Carolina (Nov 27, 2020)
Yards Passing	312	Ian Book at Pitt (10/24/20)
TD Passes	3	Ian Book at Pitt (10/24/20)
	3	Ian Book at Boston College (Nov 14, 2020)
Long Pass	75	Ian Book vs Duke (Sep 12, 2020)
Receptions	6	Javon McKinley at North Carolina (Nov 27, 2020)
Yards Receiving	135	Javon McKinley at North Carolina (Nov 27, 2020)
TD Receptions	3	Ben Skowronek at Boston College (Nov 14, 2020)
Long Reception	75	Kyren Williams vs Duke (Sep 12, 2020)
Field Goals	4	Jonathan Doerer vs Clemson (Nov 07, 2020)
Long Field Goal	48	Jonathan Doerer vs Duke (Sep 12, 2020)
Punts	6	Jay Bramblett vs Duke (Sep 12, 2020)
Punting Avg	43.8	Jay Bramblett vs Duke (Sep 12, 2020)
Long Punt	57	Jay Bramblett at North Carolina (Nov 27, 2020)
Punts inside 20	3	Jay Bramblett vs Duke (Sep 12, 2020)
Long Punt Return	12	Matt Salerno at Boston College (Nov 14, 2020)
Long Kickoff Return	38	Chris Tyree vs Duke (Sep 12, 2020)
Tackles	9	Jer., Owusu-Koramoah vs Duke (Sep 12, 2020)
	9	Jer., Owusu-Koramoah vs Clemson (Nov 07, 2020)
	9	Drew White vs Clemson (Nov 07, 2020)
	9	Shaun Crawford at Boston College (Nov 14, 2020)
	9	Jer., Owusu-Koramoah at North Carolina (Nov 27, 2020)
Sacks	2.0	Adetokunbo Ogundeji vs Florida St. (Oct 10, 2020)
	2.0	Daelin Hayes at Georgia Tech (Oct 31, 2020)
	2.0	Adetokunbo Ogundeji at North Carolina (Nov 27, 2020)
Tackles For Loss	2.5	Jer., Owusu-Koramoah vs Clemson (Nov 07, 2020)
Interceptions	1	Shaun Crawford vs Florida St. (Oct 10, 2020)
	1	Nick McCloud at Pitt (10/24/20)
	1	Bo Bauer at Pitt (10/24/20)
	1	Jer., Owusu-Koramoah at Pitt (10/24/20)
	1	Jack Kiser at Boston College (Nov 14, 2020)

OPPONENT INDIVIDUAL GAME HIGHS

Rushes	19	Travis,Jordan, vs Florida St. (Oct 10, 2020)
Yards Rushing	96	Travis,Jordan, vs Florida St. (Oct 10, 2020)
TD Rushes	1	Brice, C., vs Duke (Sep 12, 2020)
	1	Webb,La'Damian, vs Florida St. (Oct 10, 2020)
	1	Travis,Jordan, vs Florida St. (Oct 10, 2020)
	1	Mason, J., at Georgia Tech (Oct 31, 2020)
	1	Etienne,Travis, vs Clemson (Nov 07, 2020)
	1	Uiagalelei,D.J., vs Clemson (Nov 07, 2020)
	1	Bailey,D, at Boston College (Nov 14, 2020)
	1	Howell, S, at North Carolina (Nov 27, 2020)
Long Rush	42	Ford,Johnny, vs South Fla. (Sep 19, 2020)
Pass attempts	44	Uiagalelei,D.J., vs Clemson (Nov 07, 2020)
Pass completions	29	Uiagalelei,D.J., vs Clemson (Nov 07, 2020)
Yards Passing	439	Uiagalelei,D.J., vs Clemson (Nov 07, 2020)
TD Passes	2	Uiagalelei,D.J., vs Clemson (Nov 07, 2020)
	2	Jurkovec,P, at Boston College (Nov 14, 2020)
Long Pass	55	Brice, C., vs Duke (Sep 12, 2020)
Receptions	9	Terry,Tamorrior, vs Florida St. (Oct 10, 2020)
Yards Receiving	161	Powell,Cornell, vs Clemson (Nov 07, 2020)
TD Receptions	1	Terry,Tamorrior, vs Florida St. (Oct 10, 2020)
	1	Ford,Marshon, vs Louisville (Oct 17, 2020)
	1	Powell,Cornell, vs Clemson (Nov 07, 2020)
	1	Allen,Davis, vs Clemson (Nov 07, 2020)
	1	Long,H, at Boston College (Nov 14, 2020)
	1	Flowers,Z, at Boston College (Nov 14, 2020)
	1	Simmons, E, at North Carolina (Nov 27, 2020)
Long Reception	55	Pancel, E., vs Duke (Sep 12, 2020)
Field Goals	4	Potter,B.T., vs Clemson (Nov 07, 2020)
Long Field Goal	46	Potter,B.T., vs Clemson (Nov 07, 2020)
Punts	7	Christodoulou, at Pitt (10/24/20)
	7	Kiernan, B, at North Carolina (Nov 27, 2020)
Punting Avg	50.6	Kiernan, B, at North Carolina (Nov 27, 2020)
Long Punt	62	Kiernan, B, at North Carolina (Nov 27, 2020)
Punts inside 20	5	Kiernan, B, at North Carolina (Nov 27, 2020)
Long Punt Return	13	Blackwell, J., vs Duke (Sep 12, 2020)
Long Kickoff Return	32	Turner, D, at Pitt (10/24/20)
Tackles	16	McDuffie,I, at Boston College (Nov 14, 2020)
Sacks	2.0	Montgomery,Mont, vs Louisville (Oct 17, 2020)
Tackles For Loss	4.0	Dennis, S, at Pitt (10/24/20)
Interceptions	1	Young Iv, L., vs Duke (Sep 12, 2020)

NOTRE DAME TEAM GAME HIGHS

Rushes	50	at Pitt (10/24/20)
Yards Rushing	353	vs Florida St. (Oct 10, 2020)
Yards Per Rush	8.4	vs Florida St. (Oct 10, 2020)
TD Rushes	6	vs South Fla. (Sep 19, 2020)
Pass attempts	39	vs Clemson (Nov 07, 2020)
Pass completions	23	at North Carolina (Nov 27, 2020)
Yards Passing	319	at Pitt (10/24/20)
Yards Per Pass	10.1	at Boston College (Nov 14, 2020)
TD Passes	3	at Pitt (10/24/20)
	3	at Boston College (Nov 14, 2020)
Total Plays	83	at Pitt (10/24/20)
Total Offense	557	at Boston College (Nov 14, 2020)
Yards Per Play	8.3	vs Florida St. (Oct 10, 2020)
Points	52	vs South Fla. (Sep 19, 2020)
Sacks By	6	at North Carolina (Nov 27, 2020)
First Downs	29	at Boston College (Nov 14, 2020)
Penalties	8	at Boston College (Nov 14, 2020)
Penalty Yards	69	at Boston College (Nov 14, 2020)
Turnovers	3	at Boston College (Nov 14, 2020)
Interceptions By	3	at Pitt (10/24/20)
Punts	6	vs Duke (Sep 12, 2020)
Punting Avg	43.8	vs Duke (Sep 12, 2020)
Long Punt	57	at North Carolina (Nov 27, 2020)
Punts inside 20	3	vs Duke (Sep 12, 2020)
Long Punt Return	12	at Boston College (Nov 14, 2020)

OPPONENT TEAM GAME HIGHS

Rushes	40	vs Florida St. (Oct 10, 2020)
Yards Rushing	153	vs Florida St. (Oct 10, 2020)
Yards Per Rush	4.2	vs Louisville (Oct 17, 2020)
TD Rushes	2	vs Florida St. (Oct 10, 2020)
	2	vs Clemson (Nov 07, 2020)
Pass attempts	44	vs Clemson (Nov 07, 2020)
Pass completions	29	vs Clemson (Nov 07, 2020)
Yards Passing	439	vs Clemson (Nov 07, 2020)
Yards Per Pass	10.0	vs Clemson (Nov 07, 2020)
TD Passes	2	vs Clemson (Nov 07, 2020)
	2	at Boston College (Nov 14, 2020)
Total Plays	77	vs Clemson (Nov 07, 2020)
Total Offense	473	vs Clemson (Nov 07, 2020)
Yards Per Play	6.1	vs Clemson (Nov 07, 2020)
Points	40	vs Clemson (Nov 07, 2020)
Sacks By	4	vs Louisville (Oct 17, 2020)
First Downs	22	vs Clemson (Nov 07, 2020)
	22	at Boston College (Nov 14, 2020)
Penalties	12	at Pitt (10/24/20)
Penalty Yards	93	at Pitt (10/24/20)
Turnovers	3	at Pitt (10/24/20)
	3	vs Clemson (Nov 07, 2020)
Interceptions By	1	vs Duke (Sep 12, 2020)
Punts	8	at Pitt (10/24/20)
Punting Avg	50.6	at North Carolina (Nov 27, 2020)
Long Punt	62	at North Carolina (Nov 27, 2020)
Punts inside 20	5	at North Carolina (Nov 27, 2020)
Long Punt Return	13	vs Duke (Sep 12, 2020)



##	PLAYER	GP-GS	DU	USF	FSU	UL	UP	GT	CU	BC	NC
22	Abdur-Rahman, K	1/-	...	XXX
5A	Ademilola, Ja	6/2	XXX	...	START	START	XXX	XXX	XXX
1A	Ademilola, Ju	9/-	XXX	XXX	XXX	XXX	XXX	XXX	XXX	XXX	XXX
2A	Ajavon, L	3/-	XXX	...	XXX	XXX
8	Armstrong, J	9/-	XXX	XXX	XXX	XXX	XXX	XXX	XXX	XXX	XXX
4	Austin, K	2/-	XXX	XXX
69	Banks, A	9/9	START	START	START	START	START	START	START	START	START
5B	Bauer, B	9/-	XXX	XXX	XXX	XXX	XXX	XXX	XXX	XXX	XXX
84	Bauman, K	2/-	...	XXX	XXX
2B	Bertrand, J	8/-	XXX	XXX	XXX	XXX	XXX	XXX	XXX	XXX	...
12	Book, I	9/9	START	START	START	START	START	START	START	START	START
1J	Botelho, J	7/-	...	XXX	XXX	XXX	XXX	XXX	XXX	XXX	...
2T	Bracy, T	7/6	START	...	START	START	...	START	START	XXX	START
19	Bramblett, J	9/-	XXX	XXX	XXX	XXX	XXX	XXX	XXX	XXX	XXX
1B	Brown, D	9/-	XXX	XXX	XXX	XXX	XXX	XXX	XXX	XXX	XXX
14	Carney, J	1/-	...	XXX
77	Carroll, Q	1/-	XXX
7	Clark, B	1/-	XXX
52	Correll, Z	2/1	...	XXX	START
2C	Crawford, S	9/9	START	START	START	START	START	START	START	START	START
5C	Cross III, H	9/-	XXX	XXX	XXX	XXX	XXX	XXX	XXX	XXX	XXX
3	Davis, A	9/3	START	XXX	XXX	XXX	START	XXX	START	XXX	XXX
56	Dirksen, J	6/-	XXX	XXX	XXX	XXX	XXX	...	XXX
39	Doerer, J	9/-	XXX	XXX	XXX	XXX	XXX	XXX	XXX	XXX	XXX
9E	Ehrensberger,Al	1/-	...	XXX
74	Eichenburg, L	9/9	START	START	START	START	START	START	START	START	START
3E	Ekwonu, O	7/-	...	XXX	XXX	XXX	XXX	XXX	...	XXX	XXX
20	Flemister, C	7/-	...	XXX	XXX	XXX	XXX	XXX	XXX	XXX	...
7F	Foskey, I	9/-	XXX	XXX	XXX	XXX	XXX	XXX	XXX	XXX	XXX
5F	Franklin, J	2/-	XXX	XXX
76	Gibbons, D	9/-	XXX	XXX	XXX	XXX	XXX	XXX	XXX	XXX	XXX
38	Goepferich, D	1/-	...	XXX
50	Gregory, R	1/-	...	XXX
3G	Griffith, H	9/2	XXX	START	START	XXX	XXX	XXX	XXX	XXX	XXX
61	Grunhard, C	1/-	...	XXX
72	Hainsey, R	9/9	START	START	START	START	START	START	START	START	START
1H	Hamilton, K	8/8	START	...	START	START	START	START	START	START	START
5	Hart, C	7/-	XXX	XXX	...	XXX	XXX	XXX	...	XXX	XXX
9H	Hayes, D	9/9	START	START	START	START	START	START	START	START	START
1R	Henderson, R	4/-	...	XXX	XXX	XXX	XXX
41	Hinish, K	9/9	START	START	START	START	START	START	START	START	START
15	Johnson, J	2/-	...	XXX	XXX	...
92	Keanaaina, A	1/-	...	XXX
13	Keys III, L	7/-	XXX	...	XXX	...	XXX	XXX	XXX	XXX	XXX
2K	Kiser, J	8/1	XXX	START	...	XXX	XXX	XXX	XXX	XXX	XXX
78	Kraemer, T	8/8	START	START	START	START	START	START	START	START	...
73	Kristofic, A	3/-	...	XXX	XXX	XXX	...



##	PLAYER	GP-GS	DU	USF	FSU	UL	UP	GT	CU	BC	NC
5L	Lacey, J	8/-	XXX	XXX	XXX	XXX	XXX	XXX	XXX	XXX	...
3L	Lamb, J	9/-	XXX	XXX	XXX	XXX	XXX	XXX	XXX	XXX	XXX
0	Lenzy, B	5/1	...	XXX	START	XXX	XXX	XXX
2L	Lewis, C	9/3	XXX	START	XXX	XXX	START	XXX	XXX	START	XXX
35	Liufau, M	7/1	START	...	XXX	XXX	XXX	XXX	...	XXX	XXX
75	Lugg, J	7/1	...	XXX	XXX	XXX	...	XXX	XXX	XXX	START
87	Mayer, M	9/2	XXX	START	XXX	XXX	XXX	XXX	START	XXX	XXX
4M	McCloud, N	9/8	START	START	XXX	START	START	START	START	START	START
88	McKinley, J	9/9	START	START	START	START	START	START	START	START	START
99	Mills, R	7/-	...	XXX	...	XXX	XXX	XXX	XXX	XXX	XXX
1M	Moala, P	3/-	XXX	XXX	XXX
21	Offord, C	2/-	...	XXX	XXX
20	Oghoufo, O	8/-	XXX	...	XXX	XXX	XXX	XXX	XXX	XXX	XXX
91	Ogundeji, A	9/9	START	START	START	START	START	START	START	START	START
60	Owusu-Koramoah	9/9	START	START	START	START	START	START	START	START	START
55	Patterson, J	8/8	START	START	START	START	START	START	START	START	...
44	Peitsch, A	1/-	...	XXX
1P	Pryor, I	9/-	XXX	XXX	XXX	XXX	XXX	XXX	XXX	XXX	XXX
10	Pyne, D	2/-	...	XXX	XXX
30	Rittman, J	1/-	...	XXX
11	Rutherford, I	2/-	...	XXX	XXX
32	Salerno, M	8/-	...	XXX	XXX	XXX	XXX	XXX	XXX	XXX	XXX
33	Simon, S	8/7	XXX	...	START	START	START	START	START	START	START
11	Skowronek, B	7/7	START	START	START	START	START	START	START
34	Smith, J	1/-	XXX
95	Tagovailoa, M	8/7	START	START	...	XXX	START	START	START	START	START
85	Takacs, G	8/-	XXX	XXX	XXX	...	XXX	XXX	XXX	XXX	XXX
24	Tremble, T	9/8	START	START	START	START	START	START	XXX	START	START
25	Tyree, C	9/-	XXX	XXX	XXX	XXX	XXX	XXX	XXX	XXX	XXX
3V	Velotta, C	1/-	...	XXX
65	Vinson, M	9/-	XXX	XXX	XXX	XXX	XXX	XXX	XXX	XXX	XXX
1W	Wallace, K	3/-	...	XXX	XXX	XXX
82	Watts, X	2/-	...	XXX	XXX
40	White, D	9/9	START	START	START	START	START	START	START	START	START
18	Wilkins, J	9/-	XXX	XXX	XXX	XXX	XXX	XXX	XXX	XXX	XXX
23	Williams, K	9/9	START	START	START	START	START	START	START	START	START
89	Wright, B	9/6	XXX	START	START	START	XXX	START	XXX	START	START