



# NOTRE DAME FOOTBALL

## GAME EIGHT

#2/2 NOTRE DAME (7-0, 6-0 ACC) AT #--/RV BOSTON COLLEGE (5-3, 4-3 ACC)

### THE COACHES

	Head Coach	At School	Overall	vs. Opponent
ND	Brian Kelly	99-37 (11th year)*	270-94-2 (30th year)*	6*-0
BC	Jeff Hafley	5-3 (First year)	5-3 (First year)	0-0

\*-Includes 20 regular-season wins and two postseason appearances vacated under discretionary NCAA penalty

### BY THE NUMBERS

<b>.900</b>	<b>QB Ian Book</b> is 27-3 (.900) as a starter, making him one of only two FBS quarterbacks to boast a .900 or above win rate (min. 20 wins), even as Book ranks 13th overall in total QB career starts (30). His 27 wins tie for third among all FBS quarterbacks.
<b>3</b>	Of the five longest regular-season winning streaks in college football history, Notre Dame has single-handedly ended three of those streaks: Oklahoma's 45 (1953-57), Miami's 36 (1985-88) and Clemson's 36 (2017-20).
<b>3</b>	<b>QB Ian Book</b> became the first quarterback in program history (modern era) to rush for three touchdowns in a half in the first vs. South Florida. It marked the second time in his career in which he has rushed for three TDs in a game. The last time he rushed for three touchdowns in a single game was against Wake Forest in 2018.
<b>4</b>	Since the start of 2018, Notre Dame is 30-3 (.909). That rate ranks fourth among all teams who have made an appearance in the College Football Playoff since its inception in 2014. Among those teams, Notre Dame is one of just four teams that have totaled three or fewer losses (Clemson, Alabama, Ohio State) since the start of 2018.
<b>4</b>	With the 52-0 shutout of South Florida, <b>Brian Kelly</b> became the first Irish coach to post four or more shutouts in his Notre Dame career since Lou Holtz. The last Irish shutout took place in 2019 vs. Bowling Green (52-0), and Kelly's first shutout as the Notre Dame head coach came vs. Wake Forest in 2012 (38-0).*
<b>9</b>	Notre Dame's victory over No. 1 Clemson was Notre Dame's ninth win over an AP No. 1 opponent, which ties for second-most all-time (Miami). Only Alabama has more (10).
<b>13</b>	The Irish boast a current win streak of 13 games, the longest among all FBS teams.
<b>14.6</b>	The defense has yielded just 14.6 points/game through the first seven games of the season. That figure ranks second among all Power 5 teams with more than one game played (Northwestern, three games, 12.0 points/game).
<b>16</b>	With the 47-40 win over Clemson, the Irish have won 16-consecutive ACC regular season games. The Irish have won six-straight ACC road games.
<b>17</b>	In the win vs. No. 1 Clemson, <b>K/P Jonathan Doerer</b> matched the Notre Dame record for kicking points in a game, accounting for 17 kicking points vs. Clemson. His 17 points tie for the most kicking points in a single game by any FBS player this season, and were the most by any FBS player that weekend. He made four field goals on the day, matching his previous career high in the 2019 Camping World Bowl vs. Iowa State.
<b>23:20</b>	The Irish have only trailed for 23:20 minutes out of a total 420:00 minutes of regulation.
<b>23</b>	Notre Dame has won 23-consecutive games at home, setting the modern-era record for longest home win streak. Only one Power 5 program has a longer streak (Clemson, 27).
<b>31</b>	Notre Dame has held 31-of-33 opponents during <b>Clark Lea's</b> tenure as defensive coordinator to 30 points or less. That includes ranked opponents LSU, Michigan, Stanford, Virginia Tech, Syracuse, Clemson, Georgia, Virginia and Navy.
<b>36:15</b>	Notre Dame is the only Power 5 team to post three performances of 36:15 or more possession time this season. No other FBS teams have produced more than three games this season with at least 36:15 in possession time (Charlotte, Coastal Carolina and Liberty have also marked three such performances). The Irish held control of the ball for 40:59 minutes of possession time at Pitt, the most by an ACC team in a single game this season. Notre Dame has won the time of possession battle in six of seven games.
<b>366</b> ^	Career games coached by <b>Brian Kelly</b> , second among active NCAA coaches to Mack Brown (North Carolina).

### GAME INFORMATION

	Saturday, November 14 3:30 p.m. ET	Alumni Stadium Chestnut Hill, MA Capacity 44,500 (FieldTurf)
	ABC	Sean McDonough (play-by-play) Todd Blackledge (analyst) Todd McShay (field analyst) Molly McGrath (reporter)
	Notre Dame Radio Network SiriusXM (Channel 129) 96.1 FM, 101.5 FM & 960 AM (South Bend)	Paul Burmeister (play-by-play) Ryan Harris (analyst) Jack Nolan (reporter)

### THE SERIES

Notre Dame leads, 16\*-9-0

Last meeting: ND 40, BC 7 (11.23.2019)

### 2020 SCHEDULE (7-0)

Date	ND Rk	Opp Rk	Opponent	Location	TV	Time/Score
Sep. 12	10/10	--/RV	Duke	Notre Dame, IN	NBC	W, 27-13
Sep. 19	7/7	RV/RV	South Florida	Notre Dame, IN	USA	W, 52-0
Oct. 10	5/5		Florida State	Notre Dame, IN	NBC	W, 42-26
Oct. 17	4/4		Louisville	Notre Dame, IN	NBC	W, 12-7
Oct. 24	3/3		at Pitt	Pittsburgh, PA	ABC	W, 45-3
Oct. 31	4/4		at Georgia Tech	Atlanta, GA	ABC	W, 31-13
Nov. 7	4/4	1/1	Clemson	Notre Dame, IN	NBC	W, 47-40
Nov. 14	2/2	--/RV	at Boston College	Chestnut Hill, MA	ABC	3:30 p.m.
Nov. 27		RV/RV	at North Carolina	Chapel Hill, NC	TBA	TBA
Dec. 5			Syracuse	Notre Dame, IN	NBC	2:30 p.m.
Dec. 12		RV/RV	vs. Wake Forest	Winston-Salem, NC	TBA	TBA

Rankings: CFP/AP/Coaches (current for upcoming opponents, at time of game for past opponents) | All times Eastern

### THE TRADITION

<b>7</b>	Heisman Trophy Winners – Angelo Bertelli (1943), John Lujack (1947), Leon Hart (1948), John Lattner (1953), Paul Hornung (1956), John Huarte (1964), Tim Brown (1987)
<b>11</b>	Consensus National Championships: 1924, 1929, 1930, 1943, 1946, 1947, 1949, 1966, 1973, 1977, 1988
<b>13</b>	NFL Hall of Famers – the most of any college football program
<b>21</b>	Different seasons Notre Dame has been selected as the National Champion by at least one poll listed in the NCAA official record book
<b>22</b>	Undefeated regular seasons
<b>52</b>	College Football Hall of Famers – Raghib Ismail (1988-90) was a 2019 inductee
<b>102</b>	Consensus All-Americans – most recent Julian Love (2018)
<b>936</b> ^	All-time wins – second in college football history.
<b>.733</b> ^	All-time winning percentage – the best in college football history.



FOOTBALL STAFF GAME DAY LOCATIONS

Coach	Position	Location
Brian Kelly	Head Coach	Sideline
Clark Lea	Def. Coordinator/Linebackers	Press Box
Tommy Rees	Off. Coordinator/Quarterbacks	Press Box
Mike Elston	Defensive Line	Sideline
Lance Taylor	Running Backs	Sideline
Jeff Quinn	Offensive Line	Sideline
Mike Mickens	Cornerbacks	Press Box
Terry Joseph	Def. Pass Game Coordinator/Safeties	Sideline
Brian Polian	Special Teams Coordinator	Sideline
Del Alexander	Wide Receivers	Sideline
John McNulty	Tight Ends	Press Box

Note: Regular season locations; may be subject to change

FOOTBALL ATHLETIC COMMUNICATIONS STAFF

Assistant Athletics Director/ Football Communications Primary Football	Katy Lonergan	klonger2@nd.edu o - 574-631-3982 c - 785-764-9941
Assistant Athletics Communications Director Secondary Football	Claire Kramer	ckramer@nd.edu c - 913-952-6454
Assistant Athletics Communications Director Tertiary Football	Matt Paras	mparas1@nd.edu c - 401-215-5656



Katy Lonergan



Claire Kramer



Matt Paras

BRIAN KELLY WEEKLY AVAILABILITY

Monday	Weekly press conference	Noon ET Zoom Video/Transcript available on und.com
Thursday	Late Week Game Preview	Noon ET Zoom Video/Transcript available on und.com
Saturday	Post game press conference	Zoom Video/Transcript available on und.com

STUDENT-ATHLETE WEEKLY AVAILABILITY

Tuesday	Post Practice Interviews	Approximately 6:30 p.m. ET Zoom Video/Transcript available on und.com
Saturday	Post Game Interviews	Zoom Video/Transcript available on und.com

MEDIA INFORMATION

GAME CREDENTIALS

- All requests for working press and broadcast credentials for Notre Dame's 2020 home football games must be made through the online credential form at [UND.com/credentials](http://UND.com/credentials). Due to University/ACC health and safety guidelines, no photographers or videographers will be credentialed to Notre Dame Football games during the 2020 season. If you have any questions with the application, please email Aaron Horvath at [Ahorvat3@nd.edu](mailto:Ahorvat3@nd.edu).

CREDENTIAL DISTRIBUTION

- Media credentials will neither be mailed nor will be available for early pickup. Credentials will ONLY be distributed on game day at the Hammes Auditorium (the Joyce Center's basketball interview room, located between Gates 1 and 2). A government-issued ID is required for pickup and each individual must claim only his/her own pass.

PARKING

- Parking passes will be electronic for the 2020 season. All media members attending this season will have a parking pass for an assigned lot near the stadium.

BRIAN KELLY AVAILABILITY

- Dick Corbett Head Football Coach Brian Kelly will conduct a weekly press conference at noon ET each Monday via zoom. The 30-minute weekly conference will serve as a recap to the previous game and also previews the upcoming game. He will also address the media for a 15-minute update each Thursday at Noon via zoom. To obtain the links, media members should contact assistant athletic director, football communications Katy Lonergan at [klonger2@nd.edu](mailto:klonger2@nd.edu).

STUDENT-ATHLETE INTERVIEWS

- Interviews with student-athletes will occur on Tuesdays after practice during each game week via zoom. Interview requests for student-athletes must be submitted to Katy Lonergan and Claire Kramer by Noon ET the Sunday before the proposed interview. Media are not permitted to directly contact student-athletes or coaches to arrange interviews.

POST-GAME INTERVIEWS

- Post-game interviews for both head coaches and Notre Dame players will be held over zoom. Requests for student-athlete interviews should be submitted by the eight-minute mark of the fourth quarter to Aaron Horvath, located in the press box or available by email at [Ahorvat3@nd.edu](mailto:Ahorvat3@nd.edu). Transcripts from both head coaches' pressers will be available approximately 60 minutes following the conclusion of their post-game comments.

STATISTICAL SERVICES

- All media members will be provided with access to game notes via [UND.com](http://UND.com). At the quarter breaks and halftime, quickie stats and drive charts will be distributed via email. Following the game, a complete post-game statistics package will be distributed via email and will contain a scoring summary, final team statistics, final individual statistics, complete play-by-play, drive charts for both halves, halftime statistics, defensive statistics, substitution chart, post-game quotes from both head coaches and players and post-game notes. Live in-game statistics will be available via StatBroadcast.
- Following each Notre Dame home game, the athletic communications office will be happy to email whatever information media members need to their respective agencies. Please ask any member of the athletic communications staff for assistance on this matter.

COLLEGEPRESSBOX.COM

- CollegePressBox.com has Notre Dame contact information, weekly team and opponent game notes, stats, depth charts and complete final game books along with complete media guide, spring guide, a complete listing of beat reporters, radio broadcasters, television stations and much, much more. Log on with username and password obtained through the Football Writers Association of America.

UND.COM/PRESSBOX

- All Notre Dame football information is available on the official athletics department website of the University of Notre Dame, [UND.com](http://UND.com). Game notes, depth chart, biographies of players and coaches, transcripts of press conferences, video archives of interview sessions, special features and more can all be found at [UND.com](http://UND.com).



Table with 7 columns: No., Name, Pos., Ht., Wt., Cl., Elg., Hometown/High School. Lists 100 players with their stats and backgrounds.

Table with 7 columns: No., Name, Pos., Ht., Wt., Cl., Elg., Hometown/High School. Lists 100 players with their stats and backgrounds.

Note: Class years are academic enrollment; Eligibility is seasons remaining entering year (all listed for fall of 2020)

Table with 4 columns: Name, Abbreviation, Name, Abbreviation. Shows player names and their corresponding abbreviations.

Table with 4 columns: Name, Abbreviation, Name, Abbreviation. Shows player names and their corresponding abbreviations.



Table with columns: No., Name, Pos., Ht., Wt., Cl., Elg., Hometown/High School. Rows 0-35.

Table with columns: No., Name, Pos., Ht., Wt., Cl., Elg., Hometown/High School. Rows 36-99.

Note: Class years are academic enrollment; Eligibility is seasons remaining entering year (all listed for fall of 2020)

Table with columns: Name, Abbreviation, Hometown/High School, Abbreviation, Name, Abbreviation, Hometown/High School, Abbreviation.

**NOTRE DAME OFFENSE**

Pos.	No.	Name	Ht.	Wt.	Class	Elig.*
<b>WR</b>	11	Ben Skowronek	6-3	224	Gr.	1
	18	Joe Wilkins Jr.	6-1 ½	190	Jr.	3
<b>WR</b>	3	Avery Davis	5-11	202	Sr.	2
	18	Joe Wilkins Jr.	6-1 ½	190	Jr.	3
<b>LT</b>	74	Liam Eichenberg	6-6 ¾	302	Gr.	1
	73	Andrew Kristofic	6-5 ¾	292	So.	4
<b>LG</b>	69	Aaron Banks	6-5 ¾	330	Sr.	2
	76	Dillan Gibbons	6-4	309	Sr.	2
<b>C</b>	55	Jarrett Patterson	6-4 ½	305	Jr.	3
	52	Zeke Correll	6-3	295	So.	4
<b>RG</b>	78	Tommy Kraemer	6-5 ½	317	Gr.	1
	56	John Dirksen	6-5 ½	306	Jr.	3
<b>RT</b>	72	Robert Hainsey	6-4 ½	290	Sr.	1
	75	Josh Lugg	6-6 ¾	310	Sr.	2
<b>TE</b>	89	Brock Wright	6-4 ½	255	Sr.	1
	24	Tommy Tremble	6-4	248	Jr.	3
<b>or</b>	85	George Takacs	6-6	245	Jr.	3
	87	Michael Mayer	6-5	235	Fr.	4
<b>WR</b>	88	Javon McKinley	6-2	215	Gr.	1
	8	Jafar Armstrong	6-0 ¾	220	Sr.	2
<b>QB</b>	12	Ian Book	6-0 ¾	206	Gr.	1
	7	Brendon Clark	6-1 ¾	212	So.	4
<b>RB</b>	23	Kyren Williams	5-9	194	So.	4
	25	Chris Tyree	5-9 ½	188	Fr.	4
<b>or</b>	20	C'Bo Flemister	5-11 ¼	201	Jr.	3

**NOTRE DAME DEFENSE**

Pos.	No.	Name	Ht.	Wt.	Class	Elig.*
<b>DE</b>	9	Daelin Hayes	6-3 ¾	270	Gr.	1
	29	Ovie Oghoufo	6-3	240	Jr.	3
<b>or</b>	7	Isaiah Foskey	6-4 ¾	257	So.	4
<b>DT</b>	95	Myron Tagovailoa-Amosa	6-2 ½	282	Sr.	2
	57	Jayson Ademilola	6-3	279	Jr.	2
<b>NG</b>	41	Kurt Hinish	6-1 ¾	296	Sr.	1
	54	Jacob Lacey	6-1 ¾	293	So.	3
<b>DE</b>	56	Howard Cross III	6-0 ¾	275	So.	3
	91	Adetokunbo Ogundeji	6-4 ¾	268	Gr.	1
<b>or</b>	19	Justin Ademilola	6-1 ¾	248	Jr.	3
	7	Isaiah Foskey	6-4 ¾	257	So.	4
<b>BUCK</b>	33	Shayne Simon	6-2 ¾	230	Jr.	2
<b>or</b>	35	Marist Liufau	6-2 ¼	226	So.	4
<b>or</b>	24	Jack Kiser	6-1 ¾	227	So.	4
<b>MIKE</b>	40	Drew White	6-0 ¼	227	Sr.	2
	52	Bo Bauer	6-2 ¾	230	Jr.	2
<b>ROV</b>	6	Jeremiah Owusu-Koramoah	6-1 ½	215	Sr.	2
	10	Isaiah Pryor	6-1 ½	204	Gr.	2
<b>CB</b>	4	Nick McCloud	6-0 ½	192	Gr.	1
	5	Cam Hart	6-2 ½	207	So.	4
<b>FS</b>	14	Kyle Hamilton	6-4	219	So.	3
	12	DJ Brown	6-0 ¾	194	Jr.	3
<b>or</b>	10	Isaiah Pryor	6-1 ½	204	Gr.	2
<b>SS</b>	20	Shaun Crawford	5-9 ¾	180	Gr.	1
	3	Houston Griffith	5-11 ¾	204	Jr.	2
<b>CB</b>	16	KJ Wallace	5-10 ¼	189	So.	4
	28	TaRiq Bracy	5-10 ¾	180	Jr.	2
<b>or</b>	26	Clarence Lewis	5-11 ½	192	Fr.	4

**NOTRE DAME SPECIAL TEAMS**

Pos.	No.	Name	Ht.	Wt.	Class	Elig.*
<b>KO</b>	39	Jonathan Doerer	6-3	197	Sr.	1
	38	Dawson Goepferich	6-2	200	Gr.	1
<b>PK</b>	39	Jonathan Doerer	6-3	197	Sr.	1
	38	Dawson Goepferich	6-2	200	Gr.	1
<b>P</b>	19	Jay Bramblett	6-1 ½	193	So.	3
	38	Dawson Goepferich	6-2	200	Gr.	1
<b>LS</b>	65	Michael Vinson	6-2	226	Jr.	3
	44	Alex Peitsch	6-1 ¾	208	Fr.	4

**NOTRE DAME SPECIAL TEAMS**

Pos.	No.	Name	Ht.	Wt.	Class	Elig.*
<b>HLD</b>	19	Jay Bramblett	6-1 ½	193	So.	3
	14	J.D. Carney	5-10	180	Sr.	2
<b>PR</b>	32	Matt Salerno	6-0 ¾	196	Jr.	3
<b>or</b>	13	Lawrence Keys III	5-10 ¾	173	Jr.	3
<b>KR</b>	25	Chris Tyree	5-9 ½	188	Fr.	4
	8	Jafar Armstrong	6-0 ¾	220	Sr.	2

*\*Indicates years of eligibility remaining entering the 2020 season (class indicates academic year)*



## NOTRE DAME STADIUM

- In its 91st season as the home of Fighting Irish Football, Notre Dame boasts a 361-114-5 (.757) record in Notre Dame Stadium.



## HOME FIELD WIN STREAK

- Notre Dame has won 23-straight games at home dating back to Sept. 30, 2017, starting with a victory over Miami (Ohio) and extending to the 2020 win over Clemson (47-40).
- It continues the modern-era record for longest home winning streak for the Irish (28-straight from 1942-50). With the 52-0 shutout of South Florida, the Irish topped the previous modern streak of 19-straight from 1987-90.
- Clemson is the only other Power 5 program that boasts a home streak of more than 22 games:

School	Home Winning Streak
Clemson	27
<b>NOTRE DAME</b>	<b>23</b>
Ohio State	23

- The Irish completed an undefeated home slate for the second-consecutive season in 2019. Notre Dame had not achieved back-to-back undefeated home seasons since 1988-89.

### BEATING NO. 1 AT HOME

- The last two times the Irish have played at Notre Dame Stadium as a top-five team against a No. 1 program, the Irish are undefeated (1993 vs. Florida State and 2020 vs. Clemson).

## ATTENDANCE POLICIES

- Attendance at Notre Dame Football games in 2020 will be limited to 20 percent or less of Notre Dame Stadium's normal capacity. Priority will be given to Notre Dame Students, assuring that every student who wants to attend games will be able to do so. Once student demand has been met, the remaining tickets will be made available to Notre Dame Faculty and Staff.
- All attendees will be required to wear masks and practice physical distancing. Tailgating will not be permitted. Mobile ticketing will be used.

## 2020. MAN

### TAKING ON THE BEST

- Notre Dame's victory over No. 1 Clemson was Notre Dame's ninth win over an AP No. 1 opponent, which ties for second-most all-time (Miami). Only Alabama has more (10).
- The matchup with Clemson was the first game for the Irish against the No. 1 team in the Brian Kelly era. Notre Dame has played one other Top 10 team at home in that span: No. 8 ND winning 38-17 over No. 7 Stanford (2018).
- Notre Dame has won six of the last seven games when playing No. 1 as a top-five team.
- Notre Dame's 47 points vs. Clemson are the most an Irish team has ever scored against a No. 1 opponent.
- Of the five longest regular-season winning streaks in college football history, Notre Dame has single-handedly ended three of those streaks: Oklahoma's 45 (1953-57), Miami's 36 (1985-88) and Clemson's 36 (2017-20).
- Since the start of 2018, Notre Dame is 30-3 (.909). That rate ranks fourth among all teams who have made an appearance in the College Football Playoff since its inception in 2014.
- Among those teams, Notre Dame is one of just four teams that have totaled three or fewer losses since the beginning of 2018.

School	Record Since 2018	Win Pct.
Clemson	36-2	.947
Alabama	31-2	.939
Ohio State	29-2	.935
<b>NOTRE DAME</b>	<b>30-3</b>	<b>.909</b>
Oklahoma	29-6	.829
LSU	27-6	.818
Georgia	27-7	.794
Oregon	22-6	.786
Washington	18-9	.667
Michigan State	15-14	.517
Florida State	13-19	.406

### WELCOME TO THE CLUB

- For the first time in the 132-year history of the Notre Dame Football Program, the Fighting Irish are playing the 2020 football season as members of the Atlantic Coast Conference (131 years were spent as an independent. The 132nd season is the first in the ACC). Each ACC squad will play 10 conference games, in addition to one non-conference matchup, to complete a modified 11-game schedule. The two squads with the best records will face off in the ACC Championship in December.
- In the ACC Preseason Order of Finish, the Irish were ranked second behind Clemson, who entered the season as the top-ranked team in the nation. On Nov. 7, Notre Dame beat Clemson at Notre Dame Stadium (47-40, 20T)
- In a partnership that began in 2014, Notre Dame and the ACC agreed to schedule the Irish to play, on average, five ACC opponents each season. Originally scheduled through the 2025 season, the games have now been scheduled through the 2037 campaign.

- Notre Dame is 29-7 (.806) against ACC opponents since the scheduling agreement began during the 2014 season, and including 2020 play as a conference member (See page 17 for complete list of games under this agreement).

## 2020 CAPTAINS

- Dick Corbett Head Football Coach Brian Kelly announced five team captains for Notre Dame's 2020 football campaign this fall. They include returning 2019 captains QB Ian Book and OL Robert Hainsey, as well as first-time captains S Shaun Crawford, DL Daelin Hayes and DL Adetokunbo Ogundeji.
- Book and Hainsey earn the role as rare two-time captains, just the 23rd and 24th Notre Dame players in the program's 131-season history to ever serve multiple seasons as a team captain. More than 200 players have served in the captain role for Irish Football.

## IRISH IN THE POLLS

- The Irish are ranked No. 2 in the AP Poll, their highest ranking since 2012.
- Through the Brian Kelly era (11 seasons), the Irish have been ranked in the AP Top 10 at least one week in each of the last seven seasons, and eight of the last nine.
- The Irish have been ranked in the AP Top 10 for their first game in November in five of the seven seasons of the College Football Playoff's existence, within striking distance of a playoff spot.
- Notre Dame has been ranked in the AP Top 25 for 55-consecutive weeks, the longest such streak for the Irish since the 1994 season (124 weeks).

Notre Dame - Consecutive Weeks Appearing in the AP Poll	Seasons
124	1987-1994
97	1969-1975
75	1942-1950
<b>55</b>	<b>2017-2020</b>
46	1952-1956
41	1964-1967

- The 55-week run currently ranks fourth among all FBS active streaks, which do not include teams who were not listed in the initial AP polls at the beginning of the season (Big Ten and Pac-12).

Team	Weeks	Seasons
Alabama	206	2008-20
Clemson	95	2014-20
Georgia	59	2017-20
<b>NOTRE DAME</b>	<b>55</b>	<b>2017-20</b>
Florida	38	2018-20
Cincinnati	21	2019-20



## BOSTON COLLEGE - THE LAST TIME

- **November 23, 2019 - Notre Dame 40, Boston College 7:** A sleepy first half gave way to an explosive second as No. 16 Notre Dame defeated Boston College 40-7 at Notre Dame Stadium on Senior Day.
- The Irish accounted for 501 yards to the BC's 191.
- Quarterback **Ian Book** went 26-for-40 for 239 yards and three touchdowns. Tight end **Cole Kmet** led all receivers with seven catches for 78 yards and a score, while wide receivers **Chris Finke** (seven receptions, 71 yards) and **Chase Claypool** (seven receptions, 60 yards) also snared touchdown catches.
- The Irish also rushed for 252 yards, highlighted by a 61-yard touchdown run by **Braden Lenzy**. **Jonathan Doerer** accounted for four field goals, tied for seventh-most in a single game in program history.
- Linebacker **Asmar Bilal** led the defense with eight tackles, including one for loss, and a pass break-up. Safety **Alohi Gilman** registered seven tackles and his first career sack, while defensive end **Khalid Kareem** accounted for six tackles, a sack, a TFL and a forced fumble. Safety **Kyle Hamilton** snatched his fourth career interception and also recorded a pass break-up to go with three tackles.

## SERIES HISTORY

**BOSTON COLLEGE (16-9-0)\***  
**H: 8-5-0; A: 5-4-0; N: 3-0-0**  
**Brian Kelly Era: 6-0**

Home/Away (BK Era)	Year	Score
Away	2010	ND 31, BC 13
Home	2011	ND 16, BC 14
Away	2012	ND 21, BC 6
Fenway Park	2015	ND 19, BC 16
Away	2017	ND 49, BC 20
Home	2019	ND 40, BC 7

## BOSTON COLLEGE CONNECTIONS

- Notre Dame Dick Corbett Head Football Coach **Brian Kelly** was born in Everett, MA, and raised in Chelsea, MA. He attended St. John's Prep School in Danvers, and was a four-year letter-winner at Assumption College (Worcester, Massachusetts) as a linebacker, captaining the squad in both '81 and '82 and returning as LB coach and defensive coordinator (and softball coach) from 1983-86.
- Boston College QB **Phil Jurkovec** transferred from Notre Dame.
- Two Notre Dame players hail from Massachusetts: WR **Jay Brunelle** (Paxton/St. John's) and OL **Quinn Murphy** (Duxbury/Duxbury).

## BOOK CLUB IN SESSION

- Grad student QB **Ian Book**'s return as the starter in 2020 marks the first time the Irish have entered a season with a quarterback boasting at least two seasons of majority of games started (23-of-26 games from 2018-19) since Jimmy Clausen in 2009 (22-of-25 games from 2007-08).
- Book is 27-3 (.900) as a starter, which ranks second nationally among all FBS quarterbacks (min. 20 wins), even as Book ranks 13th overall in total QB career starts (30). His 27 wins tie for third among all FBS quarterbacks.

Player	Team	QB Win Pct.
Trevor Lawrence	Clemson	96.9 (31-1)
<b>IAN BOOK</b>	<b>NOTRE DAME</b>	<b>90.0 (27-3)</b>
Zac Thomas	Appalachian State	87.5 (28-4)
Desmond Ridder	Cincinnati	87.1 (27-4)
McKenzie Milton	UCF	81.8 (27-6)
Brady White	Memphis	71.4 (25-10)
Shane Buechele	SMU	67.5 (27-13)
Kellen Mond	Texas A&M	67.5 (27-13)
Sam Ehlinger	Texas	62.5 (25-15)

- Book has totaled 168-consecutive passing attempts without an interception, the longest current streak in the ACC and fourth-longest among all FBS QBs. Only one Power 5 quarterback has a longer streak (Arizona State's Jayden Daniels, 157):

Player	Team	Consecutive completions w/o INT
Carson Strong	Nevada	282
Tyrrell Pigrome	Western Kentucky	182
Jayden Daniels	Arizona State	180
<b>IAN BOOK</b>	<b>NOTRE DAME</b>	<b>168</b>
Dillon Gabriel	UCF	166


- Book's 168-consecutive attempts without an interception are the second-longest such streak in Notre Dame quarterback history. The only longer streak in Irish QB history is Brady Quinn's 226 (Michigan State-Army, 2006).

### THE CHAPTERS

- Taking down No. 1 Clemson in double-overtime, Book was awarded the game ball for a performance in which he completed 22 passes for 310 yards and a touchdown, also rushing 14 times for 67 yards.
- His 310 passing yards came against the top-ranked passing defense in the ACC in Clemson (allows 191.8 avg./game), marking the eighth 300-yard game of his career. He now ranks third all-time in 300-yard passing games among all Irish QBs, passing offensive coordinator Tommy Rees (7). His 310 yards ranked third among all ACC quarterbacks on the weekend.
- Book went 5-for-5 to start the game, not throwing his first incompletion until 13:20 remained in the second quarter.
- His 67 rushing yards alone outpaced the entire Clemson offense, which posted 34 rushing yards.
- Thirteen of Book's 22 completions were for gains of 10 yards or more, and four gained 28 yards or more. Six of

Book's completions resulted in successful third-down conversions.

- In the game at Georgia Tech, Book completed 18 passes for 199 yards and a touchdown, while also rushing for 46 yards. Three of his rushes resulted in first downs, and two of those first-down runs were 13 yards or longer.
- Book was named to the Davey O'Brien Great 8 List for his performance in the 45-3 road win over Pitt. Book completed 16 passes for 312 yards and three TDs with zero interceptions. His three passing touchdowns led all ACC quarterbacks that week, along with his TD pct. (10.0, min. 20 attempts). His 312 passing yards were the second-most in the conference that week, and his 173.7 rating was the second-highest in the ACC for the week.
- Book's three TD passes against Pitt ranked second among all Power 5 quarterbacks that week (just four other Power 5 quarterbacks threw three or more TD passes that week).
- Book's 73-yard touchdown pass to Ben Skowronek was the third-longest pass in the FBS that week and second-longest among ACC quarterbacks.
- Notre Dame posted 11 rushing first downs against the ACC's top-ranked rushing defense (Pitt), and Book was responsible for three of those first downs, including an 18-yard dash to later set up the 73-yard TD pass to Skowronek.
- In the win over Louisville, Book passed for 106 yards and rushed for 47, also fooling a Louisville defender to gain extra yardage on an impressive go-ahead touchdown run.
- In the 12-7 victory over Louisville, Book and the offense held the ball for 36:15, including an impressive 7:55, 57-yard drive to end the fourth quarter and preserve the win.
- Book quarterbacked ND to 554 yards of total offense in the 42-26 win over Florida State, the most for Notre Dame since 2019 vs. Bowling Green (573 yards).
- Book recorded three rushing touchdowns in the first half against South Florida - the second time in his career in which he has rushed for three touchdowns in a game (Wake Forest - 2018). He became the first quarterback in Notre Dame history (modern era) to rush for three touchdowns in a half, and his three rushing TDs are still the ACC's single-game high.





# NATIONAL RANKINGS

## TEAM NATIONAL RANKINGS

\*Conference leader

### OFFENSE

- \*Third-down conversion pct.: 12th (0.538)
- Total first downs: 14th (169)
- Passes had intercepted: 16th (1)
- Rushing offense: 19th (227.9/game)

### DEFENSE

- \*Third-down conversion defense: Fifth (0.247)
- Fumbles recovered: 13th (6)
- Rushing defense: Fifth (85.1)
- \*Scoring defense: 12th (14.6)
- Team passing efficiency - defense: 18th (113.30)
- Team tackles for loss: Ninth (8.6)
- \*Total defense: 10th (296.6)

### SPECIAL TEAMS

- Blocked kicks: Eighth (2)
- Blocked punts: Fourth (2)

### TEAM

- \*Fewest penalties per game: 19th (4.57)
- \*Fewest penalty yards per game: 19th (39.14)
- \*Time of possession: 14th (34:01)

## INDIVIDUAL NATIONAL RANKINGS

\*Conference leader

### QB Ian Book (Gr.)

- Passing yards: 20th (1,535)

### DL Jordan Botelho (Fr.)

- \*Punt return TDs: Second (1)

### K/P Jonathan Doerer (Sr.)

- Field goals per game: 23rd (1.57)
- Total points scored: 16th (63)

### DL Isaiah Foskey (So.)

- \*Punt return TDs: Second (1)

### CB Nick McCloud (Gr.)

- Fumbles recovered: Second (2)

### RB Kyren Williams (So.)

- Rushing TDs: Fifth (10)
- Rushing yards: Eighth (740)
- Rushing yards per game: 23rd (105.7)
- Total touchdowns: Eighth (10)
- Total points scored: 18th (60)

## 2020 BOOK RECORD WATCH

Record	Player	Leaders
300-Yard Passing Games (Career)	Ian Book	11 - Brady Quinn, 2003-06 10 - Jimmy Clausen, 2007-09 <b>8 - Ian Book, 2016-7</b> - Tommy Rees, 2010-13
Touchdown Passes (Career)	Ian Book	95 - Brady Quinn, 2003-06 <b>65 - Ian Book, 2016-61</b> - Tommy Rees, 2010-13 60 - Jimmy Clausen, 2007-09
Pass Completions (Career)	Ian Book	929 - Brady Quinn (2003-06) 695 - Jimmy Clausen (2007-09) 627 - Tommy Rees (2010-13) <b>614 - Ian Book, 2016-</b>
Passing Yards (Career)	Ian Book	11,762 - Brady Quinn, 2003-06 8,148 - Jimmy Clausen, 2007-09 7,670 - Tommy Rees, 2010-13 <b>7,653 - Ian Book, 2016-</b>
Consecutive Games Completing a Pass (Career)	Ian Book	49 - Brady Quinn (12, 2003; 12, 2004; 12, 2005; 13, 2006) 43 - Ron Powlus (11, 1994; 10, 1995; 11, 1996; 11, 1997) <b>34 - Ian Book, (4, 2017; 10, 2018; 13, 2019; 7, 2020)</b> 34 - Rick Mirer (11, 1990; 12, 1991; 11, 1992) 34 - Tom Clements (all 11 of 1972, all 11 of 1973 and all 12 of 1974) 34 - Ralph Guglielmi (4, 1951; 10, 1952; 10, 1953; 10, 1954)
QB Rushing Yards (Career)	Ian Book	1,921 - Tony Rice (1987-89) <b>1,312 - Ian Book, 2016-</b>
Winning Percentage as a Starting QB	Ian Book	.932 - John Lujack, 1943, 1946-47 (20-1-1) .903 - Tony Rice, 1987-89 (28-3-0) <b>.900 - Ian Book, 2016-(27-3)</b>
Total Offense Yards (Career)	Ian Book	11,944 - Brady Quinn, 2003-06 <b>8,965 - Ian Book, 2016-</b>
Points Responsible For (Career)	Ian Book	606 - Brady Quinn, 2003-06 (6 rush TDs, 95 pass TDs) <b>468 - Ian Book, 2016- (13 rush TDs, 65 pass TDs)</b>
QB Rushing TDs (Career)	Ian Book	23 - Tony Rice, 1987-89 18 - DeShone Kizer, 2015-16 17 - Rick Mirer, 1989-92 16 - Brandon Wimbush, 2015-18 16 - Joe Theismann, 1968-70 16 - Terry Hanratty, 1966-68 15 - Paul Hornung, 1954-56 14 - Everett Golson, 2012, '14 14 - Joe Montana, 1975, 77-78 <b>13 - Ian Book, 2016-</b>

- In the 52-0 win over South Florida, Book completed 12-of-19 passes for 144 yards, also managing an offense that scored five rushing touchdowns, traveled 430 yards, posted zero turnovers and only punted twice.
- In the season opener vs. Duke, Book completed 19-of-31 passes, including a 75-yard long, for 236 yards and a touchdown. He also rushed for 12 yards. Book quarterbacked the Irish offense to five scoring drives, the first of which went 96 yards in 12 plays, to take the lead in the second quarter. It was the longest drive by the Irish since a 97-yard drive in the 30-27 home win over Southern Cal in 2019. Notre Dame also added an 83-yard touchdown drive later in the game.
- In all, the Irish offense outrushed (178-75), outpassed (263-259) and outgained (441-334) the Blue Devils, and were 3-4 in the redzone.

### HEADED FOR THE RECORD BOOKS

- With 310 passing yards against Clemson, Book moved into sole possession of third place all-time in career 300-yard passing games among Irish QBs, passing offensive coordinator Tommy Rees.
- Also against Clemson, Book passed associate athletic director for football Ron Powlus in career passing yards, now totaling 7,653 yards and ranking fourth in Notre Dame records.
- The game vs. Clemson marked Book's 34th-consecutive game completing a pass, which ties for third all-time with Rick Mirer, Tom Clements and Ralph Guglielmi among Notre Dame passers.
- With the win over Clemson, Book passed Ralph Guglielmi to own the third-highest number of wins in program history as a starting quarterback (Book now totals 27, three players have 29, two have 28).
- With 39 attempts vs. Clemson and zero interceptions, Book has now attempted 168-consecutive passes without an interception, the second-longest such streak in Notre Dame quarterback history. The streak also ranks first among all current ACC streaks and fourth among all current FBS runs. The only longer streak in Irish QB history is Brady Quinn's 226 (Michigan State-Army, 2006).
- With his three-yard rush early in the first quarter at Pitt, Book became just the second quarterback in Notre Dame history to eclipse the 8,000 total offensive yards plateau in his career - joining Brady Quinn '07 (11,944).
- With three TD passes at Pitt, Book moved into second place in Irish QB history for career touchdown passes (63), passing Rees (61).
- With his first completion of the game at Pitt, a 12-yard pass to TE Michael Mayer, Book moved into sole possession of third place all-time among Notre Dame quarterbacks in career pass completions (Book now totals 614-career completions). He was previously tied with associate athletics director for football Ron Powlus.
- Book upped his career rushing touchdown total to 13 with his scoring scamper vs. Louisville, one away from tying Joe Montana and Everett Golson (14). Book's 13 rushing TDs currently rank 10th all-time in Irish QB history.



THE ACC

2020 ACC STANDINGS

	Team	ACC	Overall
1.	NOTRE DAME	6-0	7-0
2.	Clemson	6-1	7-1
3.	Miami	5-1	6-1
4.	North Carolina	5-2	5-2
5.	Virginia Tech	4-2	4-3
6.	Wake Forest	3-2	4-2
7.	Boston College	4-3	5-3
	NC State	4-3	4-3
9.	Pitt	3-4	4-4
10.	Virginia	2-4	2-4
	Georgia Tech	2-4	2-5
12.	Louisville	1-5	2-5
	Florida State	1-5	2-5
14.	Duke	1-6	2-6
	Syracuse	1-6	1-7

INDIVIDUAL ACC RANKINGS

QB Ian Book

- Single-game conference high: Rushing TDs (3 vs. South Florida)
- Single-game conference mark: Second-highest in conference: Points scored (18 vs. South Florida)
- Single-game conference mark: Second-highest in conference: TDs (3 vs. South Florida)

DL Jordan Botelho

- Single-game conference high: punt return TDs (1 vs. South Florida)

S Shaun Crawford

- Passes Defended: T-19th (0.71 avg./game)

K/P Jonathan Doerer

- Scoring: T-Seventh (9.0 pts./game)
- Scoring (Kick): Fifth (9.0 pts./game)
- PAT Kicking Pct: T-First (100.0)
- Field Goal Pct: T-Third (77.6)
- Single-game conference highs:
  - Kicking points (17 vs. Clemson)
  - Field Goals Made (4 vs. Clemson)
  - Field Goal Attempts (5 vs. Clemson)

LB Osita Ekwonu

- Single-game conference mark: Second-most in conference: punt return yards (54 vs. South Florida)

DL Isaiah Foskey

- Single-game conference high: punt return TDs (1 at Pitt)

CB Nick McCloud

- Passes Defended: T-13th (0.86 avg./game)
- Fumbles Recovered: T-Second (0.29 avg./game)

- With his 47 yards rushing vs. Louisville, Book passed Brandon Wimble (1,155) to move into second all-time in Notre Dame QB rushing yards. He now owns 1,312.
- Book moved ahead of Steve Beuerlein (6,527) when he passed for 201 yards vs. Florida State to rank fifth all-time in career passing yards. Book now boasts 7,653 yards.
- Book is the all-time leader among Irish QBs in career completion percentage, currently boasting a .629 completion rate. The closest Notre Dame quarterback in the category is Jimmy Clausen (2007-09) with .626.
- Book became the first Notre Dame quarterback with 2,500 passing yards, 500 rushing yards and 30 TD passes in a season with his 2019 regular-season. Jalen Hurts was the only other collegiate student-athlete to hit these marks in the 2019 regular season, while Trevor Lawrence and Sam Ehlinger joined the group, but not until the postseason. Since 2017, only Book, Hurts, Kyler Murray, JT Barrett and D'Eriq King have hit these marks in the regular season.
- In 2019, Book was named Notre Dame Offensive Player of the Year and earned spots on the Davey O'Brien Award Great 8 List three times and as the Manning Star of the Week twice. He finished the season 240-for-399 with 3,034 yards and 34 touchdowns, throwing just six INT. He also ran 112 times for 546 yards and four TDs.
- Just five players in the FBS were responsible for more points than Book's 222 (33 passing TDs, four rushing TDs) in the 2019 regular season.


AND THE BASE KEEP RUNNIN'

THE UNIT

- RBs Kyren Williams, C'Bo Flemister and Chris Tyree have each posted at least one 100-yard rushing game. Notre Dame is the only team in the ACC to have three different student-athletes mark a 100-yard rushing game this season, and no Power 5 team has more than three.
- Irish running backs have reached the 100-yard mark six times this season, a figure which ranks second in the ACC.
- With a 127-yard performance by Williams vs. Louisville, it marked Notre Dame's fifth-consecutive game with a 100-yard rusher (beginning with Tony Jones Jr. in the 2019 Camping World Bowl). The last time the Irish strung together five-straight games with a 100-yard rusher was in 2017 (Miami - OH to Wake Forest).

WHEN THERE'S A WILL[IAMS]

- RB Kyren Williams has reached the 100-yard rushing mark in four of seven total games this season, the second-most individual 100-yard rushing performances in the ACC. Williams ranks fourth in the ACC in rushing yards per game, running for an average of 105.7 yards.
- Williams rushed for three touchdowns vs. Clemson (two in overtime), marking his first three-touchdown game. He is the second Irish player to rush for three touchdowns in a single game this season (Ian Book vs. South Florida).
- He posted 140 yards against the third-ranked rushing defense in the ACC, as Clemson entered the game allowing just 99.9 rushing yards per game. Prior to the



KYREN WILLIAMS



C'BO FLEMISTER



CHRIS TYREE

- matchup, Clemson's defense had allowed just three rushing touchdowns all season. Williams single-handedly doubled that figure.
- Williams broke through for a 65-yard rush on the first official play of the game's opening drive vs. Clemson, tying his career-long rush (Florida State) and marking the longest scoring rush of his career. Only one player in the ACC this weekend had a longer scoring rush.
- Taking just 0:33 seconds, Williams' one-play scoring drive was the fastest Notre Dame scoring drive since the 2019 Camping World Bowl, when Tony Jones Jr. broke off an 84-yard rush for a one-play, 00:15 second drive.

**THE ACC, CONT.**

**INDIVIDUAL ACC RANKINGS, Cont.**

**LB Jeremiah Owusu-Koramoah**

- Fumbles Forced: T-Third (0.29 avg./game)
- Tackles for Loss: 14th (8.0 total)

**WR Ben Skowronek**

- **Single-game ACC high:** Yards/catch (53.5 at Pitt)
- **Single-game ACC mark:** Second-highest in conference: receiving TDs (2 at Pitt)

**RB Chris Tyree**

- Kick Return Avg.: Fifth (21.5 avg./game)
- **Single-game conference mark:** Second-highest in conference: kick returns (4 vs. Duke)

**RB Kyren Williams**

- Rushing: Fourth (105.7 avg./game)
- Scoring: Ninth (8.6 pts./game)
- Scoring (TDs): Fourth (8.6 pts./game)
- All Purpose: Seventh (131.1 avg./game)
- **Single-game conference high:** Rushing TDs (3 vs. Clemson)
- **Single-game conference marks - second-highest in the conference in:**
  - Points scored (18 vs. Clemson)
  - TDs (3 vs. Clemson)
  - Yards per catch (46.5 vs. Duke) - second in the ACC behind WR Ben Skowronek.

**TEAM ACC RANKINGS**

- Scoring Defense: **First** (14.6 avg./game)
- Scoring Offense: Fifth (36.6)
- Total Offense: Fourth (448.7 avg./game)
- Total Defense: Second (296.6 avg./game)
- Rushing Offense: Third (227.7 avg./game)
- Rushing Defense: Second (85.1 avg./game)
- Pass Defense: Third (211.4 avg./game)
- Pass Defense Efficiency: Second (113.3)
- Kickoff Returns: Fifth (22.7 avg.)
- Punt Return Avg: Third (12.0)
- Kickoff Coverage: Second (42.8 net/avg.)
- PAT Kicking: **T-First** (1.000 pct.)
- Sacks Against: T-Third (13)
- First Downs: Fifth (169 total)
- Opponent First Downs: **First** (111 total)
- Third Down Conversions: **First** (54.4 pct.)
- Opponent Third-Down Conversions: **First** (24.7 pct.)
- Opponent Fourth-Down Conversions: T-Fourth (42.9 pct.)
- Penalty yards: **First** (39.0 avg./game)
- Time of possession: **First** (34:01 avg./game)
- **Single-game conference highs:**
  - Rushing TDs (6 vs. South Florida)
  - Punt return avg. (31.0 vs. South Florida)
  - Punt return TDs (1 vs. South Florida and at Pitt)
  - Fumbles recovered (3 vs. Clemson)
  - First downs by penalty (6 at Pitt)

- Williams' 486 yards in the first four games of a season was the best opening slate for an Irish RB since Dexter Williams in 2018 (512). Kyren Williams reached three 100-rushing yard performances in just four games, as did Dexter Williams, while it took Josh Adams five games to reach that mark in 2017.
- The academic sophomore (redshirt freshman) totaled 15 carries for 76 yards and two TDs at Georgia Tech, as well as two receptions for 24 yards. His two touchdowns marked his third multi-TD game of the season (now boasts four: also vs. Duke, vs. Florida State, vs. Clemson). Williams was one of just five ACC players to rush for two or more touchdowns on the weekend, and the only freshman to reach the mark.
- Williams was responsible for seven of Notre Dame's 24 first downs at Georgia Tech, posting three plays of 10 or more yards, and two of 19 or more yards.
- In a grind game vs. Louisville, Williams showcased his power run ability, plowing for 127 rushing yards alone against a defense that had only allowed 156.8 rushing yards per game entering the matchup with the Irish.
- Williams shattered his previous career-high mark of 112 yards set vs. Duke in the season-opener, rushing for 185 yards on 19 carries vs. Florida State. His 185 rushing yards rank as the third-highest in a single game by any ACC player this season, and the most by any freshman or sophomore ACC player this season (Williams is an academic sophomore, a freshman in eligibility).
- Entering the game, Florida State allowed just 141.3 rushing yards per game. Williams surpassed that total on his own by more than 40 yards. His 185 yards vs. FSU still rank tied the ninth-most in a single game among FBS players this season, and the fourth-most in a single game that week in the FBS. His total is also the highest for a Notre Dame player since 2018. Williams was responsible for 10 of Notre Dame's 15 rushing first-downs in that game.
- Williams posted 117 yards on five carries vs. Florida State, including runs of 65 and 46 yards, in the first quarter. The last time a Notre Dame player rushed for more yards on five or fewer carries was Josh Adams vs. Miami - OH in 2017 (151 yards).
- His 65-yard run in the first quarter vs. Florida State was the longest rush of his career, and his performance marked the second time this season (and in his career) he broke the 100-rushing-yard plateau.
- Williams exploded onto the scene in his first-career start vs. Duke, leading all FBS players in all-purpose yards (205) after rushing for 112 yards and tacking on 93 more in the air. His performance marked the first time an Irish player has reached the 90-yard plateau in both rushing and receiving in a single game since at least 1996.
- In the season-opener vs. Duke, the sophomore back averaged 5.9 yards-per-carry (12 carries) and rushed for two touchdowns, also accounting for two receptions that resulted in 91 yards-after-catch, including a career-high 75-yard reception on a screen pass to bring the Irish in the red zone. Williams the first Irish player to record two or more rushing touchdowns since Tony Jones Jr. had three

against Virginia in 2019, and was awarded the game ball vs. Duke for his efforts.

**THE JET**

- **RB Chris Tyree** surpassed the 100-yard mark for the first time in his young career, with 11 carries for 103 yards and boosted by a 45-yard touchdown run in the second quarter, vs. Florida State. Tyree was responsible for five of Notre Dame's 15 rushing first downs that day.
- His performance was the only 100-rushing yard performance by a true freshman in the ACC that week. On the season, only three ACC true freshmen have recorded 100-rushing yard games, including Tyree.
- Tyree scored his first-career touchdown vs. South Florida. He later would set a then-career mark for longest rush after scampering 31 yards in the second quarter.
- Tyree has also served four games in the kickoff return role for the Irish.

**SEEYA, C'BO**

- **RB C'Bo Flemister** posted a career game vs. South Florida, rushing for a career-high 127 yards (13 carries) to go along with a rushing touchdown. His 31-yard run in the fourth quarter was the longest rush of his career, and his performance marked the first time he has broken the 100-rushing-yard plateau in his career.

**HANDS IN THE AIR**

**PRIME TIME PASS-CATCHER**

- **WR Javon McKinley** surpassed the 100-yard receiving mark in the win over Clemson, hauling in five passes for 102 yards. Just five ACC players posted 100 or more receiving yards on the weekend, and only one eligible ACC player posted a higher reception average than McKinley (20.4 yards per catch).
- Of McKinley's five receptions, four resulted in first downs and were for a gain of more than 10 yards. McKinley reeled in a 45-yard pass from Book in the third quarter for his longest reception of the season thus far.



**JAVON MCKINLEY**

## HONORS & AWARDS

### RB Jafar Armstrong (Sr.)

- Phil Steele Preseason All-Independent Second Team

### OL Aaron Banks (Sr.)

- Outland Trophy Watch List
- Preseason All-ACC Team
- Pro Football Focus Preseason All-ACC First Team
- Phil Steele Preseason All-Independent First Team

### QB Ian Book (Gr.)

- Team Captain
- Game ball recipient (Clemson)
- Davey O'Brien Award Great 8 List – Clemson
- ACC Quarterback of the Week at Pitt (10/24)
- Davey O'Brien Award Great 8 List – Pitt
- Johnny Unitas Golden Arm Award Watch List
- Maxwell Trophy Watch List
- Davey O'Brien Award Watch List
- Manning Award Watch List
- CFPA National Performer of the Year Watch List
- Reese's Senior Bowl Top 250
- Phil Steele Preseason All-Independent First Team
- Pro Football Focus Preseason All-ACC Honorable Mention

### CB TaRiq Bracy (Jr.)

- Pro Football Focus Team of the Week (Duke)

### P Jay Bramblett (So.)

- Ray Guy Award Watch List

### S Shaun Crawford (Gr.)

- Team Captain
- Gameball recipient: Louisville (10/17)

### K/P Jonathan Doerer (Sr.)

- Groza Award Watch List
- Pro Football Focus Preseason All-ACC Second Team
- Phil Steele Preseason All-Independent First Team

### OL Liam Eichenberg (Gr.)

- ACC Offensive Lineman of the Week at Pitt (10/24)
- Pro Football Focus Team of the Week vs. Louisville (10/17)
- Outland Trophy Watch List
- Reese's Senior Bowl Top 250
- Pro Football Focus Preseason All-ACC First Team
- Phil Steele Preseason All-America Fourth Team
- Phil Steele Preseason All-Independent First Team

### RB Cameron Ekanayake (Sr.)

- Rhodes Scholar Finalist

### OL Robert Hainsey (Sr.)

- Team Captain
- William V. Campbell Trophy Semifinalist
- Pro Football Focus Preseason All-ACC Third Team
- Reese's Senior Bowl Top 250
- ACC co-Offensive Lineman of the Week (9/19 vs. USF)

### S Kyle Hamilton (So.)

- Bednarik Award Watch List
- Pro Football Focus Preseason All-ACC First Team
- Phil Steele Preseason All-Independent First Team
- USA TODAY Preseason All-America Second Team

- McKinley led the Irish in receptions and receiving yards vs. Florida State with five receptions for 107 yards, and was the first Irish receiver to reach the 100-yard plateau since Chase Claypool in the 2019 Camping World Bowl. McKinley surpassed his previous career-high in receiving yards (104) with the 38-yard reception in the third quarter vs. Florida State.
- The Book-McKinley connection was solid vs. FSU, as McKinley was Notre Dame's most successful receiver, while also matched up with Preseason All-ACC selection Florida State CB Asante Samuel for much of the evening.
- McKinley posted his first-career rush, a 15-yard run, in the third quarter vs. Louisville.

### THE DAVIS DIFFERENCE

- **WR Avery Davis** made the game-changing play vs. Clemson to keep Irish hopes alive on their final drive of the fourth quarter. With less than two minutes remaining in regulation, Davis sped downfield and reeled in a 53-yard pass from Book, brought down at the Clemson four-yard line. Two plays later, Book hit Davis for the equalizing touchdown to send the game to overtime.
- The 53-yard reception in the fourth quarter was Davis' longest of the season. The touchdown pass to Davis from Book was Davis' second TD reception of the season and fourth of his career.

### FLORIDA MAN

- **WR Joe Wilkins Jr.** caught the first touchdown pass of his career on an eight-yard dart from Book, completing Notre Dame's opening drive at Georgia Tech. Wilkins Jr.'s first-career reception came earlier this season when he hauled in a five-yard pass from Book in the final minute of the second quarter vs. Duke.

### PUTTING ON A SKOW

- **WR Ben Skowronek** posted a career game at Pitt, catching two passes for 107 yards and two touchdowns. Skowronek's two receiving TDs tied for the lead in the ACC that week, and his 107 yards were the third-most among all ACC players that week. His 53.5 yards per catch vs. Pittsburgh is the best mark of the season in the ACC thus far.
- Skowronek's 73-yard touchdown reception was the third-longest among all FBS players on the week, and the second-longest in the ACC.
- His 34-yard touchdown later in the game also ranked as the seventh-longest touchdown reception in the ACC on the week.
- On Notre Dame's opening drive vs. Louisville, **WRs Kevin Austin Jr.** (18-yard catch) and **Skowronek** (16-yard catch) each posted their first receptions of the season.

## HOLD TIGHT

- Often referenced as "Tight End U," every Notre Dame tight end who has started in the opening game of the season has been drafted, starting with Anthony Fasano in 2003.



**MICHAEL MAYER**

- The Irish have started multiple tight ends in three of the four total games this season, also starting **Brock Wright**, **Tommy Tremble** and **Michael Mayer** all in the game vs. South Florida.
- Five tight ends have caught passes this season: Mayer (20-235, two TDs), Tremble (15-158), Wright (3-21), junior **George Takacs** (1-7) and freshman **Kevin Bauman** (1-5). Mayer leads all Irish offensive players in total receptions.
- **TE Michael Mayer** posted his career-long reception vs. Clemson as he powered for a 29-yard reception, keeping a fourth-quarter drive alive that resulted in a field goal.
- The freshman was named to the Pro Football Focus Team of the Week for his performance at Pittsburgh, posting five receptions for 73 yards and a touchdown. Mayer's five receptions vs. Pittsburgh were the most by a true freshman, and tie for the most by a tight end, in the ACC last week.
- All five of Mayer's receptions at Pitt resulted in first downs, and all were for a gain of 10 yards or longer. Notre Dame totaled 11 passing first downs.
- Mayer averaged 14.6 yards per catch, the third-best mark in the ACC that week (min. five receptions). Of the 11 ACC pass-catchers who posted five or more catches that week, just three players also recorded a receiving touchdown, including Mayer.
- Mayer scored his first-career TD vs. Florida State, marking him as the first true freshman tight end to score a touchdown since Kyle Rudolph in 2008 against Purdue.
- Mayer made his first-career start vs. South Florida. He previously notched his first-career reception in the second quarter vs. Duke, hauling in a 17-yard reception from Ian Book for a first down.
- Bauman's first-career catch came vs. USF, also serving as freshman **QB Drew Pyne's** first-career completion.



## HONORS & AWARDS, CONT.

### DL Daelin Hayes (Gr.)

- Team Captain
- Gameball recipient: Georgia Tech (10/31)
- Wuertffel Trophy Watch List
- Reese's Senior Bowl Top 250

### LB Jack Kiser (So.)

- Pro Football Focus "Secret Superstar of the Week" (9/19)
- Gameball recipient: South Florida (9/19)

### OL Tommy Kraemer (Gr.)

- Reese's Senior Bowl Top 250
- Pro Football Focus Preseason All-ACC Second Team

### TE Michael Mayer (Fr.)

- Pro Football Focus Team of the Week at Pitt (10/24)
- FWAA Freshman All-American Watch List

### CB Nick McCloud (Gr.)

- Pro Football Focus Team of the Week at Pitt (10/24)
- Phil Steele Preseason All-Independent Second Team

### WR Javon McKinley (Gr.)

- Phil Steele Preseason All-Independent First Team

### DL Adetokunbo 'Ade' Ogundeji (Sr.)

- Team Captain
- Pro Football Focus Preseason All-ACC Third Team
- Reese's Senior Bowl Top 250

### LB Jeremiah Owusu-Koramoah (Sr.)

- Pro Football Focus Team of the Week at Pitt (10/24)
- Nagurski Trophy Watch List
- Butkus Award Watch List
- Bednarik Award Watch List
- Lott IMPACT Trophy Watch List
- Preseason All-ACC Team
- Pro Football Focus Preseason All-ACC First Team
- Phil Steele Preseason All-Independent Second Team

### OL Jarrett Patterson (Jr.)

- Outland Trophy Watch List
- Rimington Trophy Watch List
- Pro Football Focus Preseason All-ACC First Team
- Phil Steele Preseason All-Independent Second Team

### S Isaiah Pryor (Gr.)

- Phil Steele Preseason All-Independent Second Team

### WR Ben Skowronek (Gr.)

- Gameball recipient: Pitt (10/24)

### DL Myron Tagovailoa-Amosa (Sr.)

- Phil Steele Preseason All-Independent First Team

### LB Drew White (Sr.)

- Nagurski Trophy Watch List
- Pro Football Focus Preseason All-ACC Third Team
- Phil Steele Preseason All-Independent First Team

### RB Kyren Williams (So.)

- ACC Running Back of the Week (Duke)
- Gameball recipient: Duke (9/12)
- ACC Rookie of the Week (Louisville)

### TE Brock Wright (Sr.)

- Earl Campbell Tyler Rose Award Watch List

## TRENCH WORK

- Notre Dame's starting offensive line boasts 142-career starts between the five veterans (Eichenberg, Banks, Patterson, Kraemer and Hainsey), the third-most starts among a starting offensive line nationally, and second-most in the FBS.
- The Irish tie for third in the ACC in sacks allowed (13) and are also third in the ACC in rushing offense (227.7 yards per game) with a 208-yard rushing performance vs. Clemson
- Entering the game vs. Clemson, Notre Dame was averaging 34:11 time of possession, a figure which led the ACC. The Irish have now won the time of possession battle in six of seven games this season, posting 30:22 minutes vs. Clemson.
- The Irish posted 208 rushing yards against Clemson, which, entering Saturday, had allowed just 99.9 rushing yards per game. Notre Dame's three rushing touchdowns doubled Clemson's season total of rushing touchdowns allowed (was three entering the weekend, now totals six).
- The line made it possible for Ian Book to pass for 310 yards against the ACC's then-second-ranked passing defense, as Clemson entered Saturday allowing 174.9 passing yards per game.
- Notre Dame continues to lead the ACC in third-down conversions, executing successfully at a 54.4 percent rate.
- In the 45-3 road win over Pitt, the line paved the way for 434 yards of total offense. Notre Dame's 115 rushing yards were the second-most Pittsburgh has given up in a game this season. Entering the game, Pitt had allowed just 61.5 yards per game, the ACC's top-ranked rushing defense.
- Notre Dame's two rushing TDs against Pitt marked the first time the Panthers allowed multiple rushing touchdowns in a single game since October 5, 2019 vs. Duke.
- In a performance against Louisville that saw **OL Liam Eichenberg** receive Pro Football Focus Team of the Week honors, Notre Dame rushed for 232 yards, earning Kyren Williams his third 100-yard performance of the season. Entering that game, Louisville had allowed just 156.8 rushing yards per game.
- In the victory over Florida State, the unit allowed zero sacks on QB Ian Book, while making it possible for the Irish to rush for 353 yards total, with two different players reaching the 100-yard mark. Prior to that contest, Florida State had allowed just 141.3 rushing yards per game.
- Notre Dame averaged 8.4 yards-per-carry vs. Florida State, the third-highest single-game figure in the conference this season.
- **OL Robert Hainsey** received ACC co-Offensive Lineman of the Week honors for his role in the O-Line's performance vs. South Florida. The line allowed zero sacks on Irish quarterbacks in the 52-0 shutout win and paved the way for six rushing touchdowns, tied for the ACC's most in a single game this season.
- Notre Dame's 281 rushing yards were the most by any ACC team that week, and only one ACC team had posted more rushing yards in a single game prior to that occurrence.

## POISED TO ATTACK

- The Irish rank fourth in the ACC in total offense (448.7 yards per game) and third in rushing offense (227.7).
- With 10-of-19 third downs converted vs. Clemson, the Irish maintained their lead in the ACC in third-down percentage this season (54.4 percent).
- Notre Dame continues to lead the ACC in average time of possession (34:01/game). The Irish have won the time of possession battle in six of seven games this season, and the Irish have controlled the ball for at least 36 minutes in three games.
- Notre Dame is the only Power 5 team to post three performance of 36:15 or more possession time this season. No other FBS teams have produced more than three games this season with at least 36:15 in possession time (Charlotte, Coastal Carolina and Liberty have also marked three such performances).
- Through Clemson, the Irish have only trailed for 23:20 total minutes this season out of a total 420:00 regulation minutes.
- Scoring on the first official play of the game's opening drive vs. Clemson, the Irish posted a one-play, 75-yard drive, marking the fewest plays and shortest amount of time in an Irish scoring drive this season. Taking just 0:33 seconds, it is the fastest Notre Dame scoring drive since the 2019 Camping World Bowl, when Tony Jones Jr. broke off an 84-yard rush for a one-play, 00:15 second drive.



LIAM EICHENBERG

- Notre Dame's two rushing touchdowns against Pitt marked the first time the Panthers allowed multiple rushing touchdowns in a single game since October 5, 2019 vs. Duke.
- The Irish held control of the ball for 40:59 minutes of possession time against Pitt, the most by an ACC team in a single game this season, and seventh-most in a single game among all FBS teams this season.
- Notre Dame's 115 rushing yards are the second-most Pitt has given up in a game this season. Entering today's game, the Panthers were the ACC's top-ranked rushing defense, allowing just 61.5 yards per game.
- In the win over Louisville, the offense held the ball for 36:15, including an impressive 7:55, 57-yard drive to finish out the fourth quarter and preserve the win. In all, the Irish had seven offensive drives on the day, and four of those drives took five minutes or more off the clock.
- In the 42-26 win over Florida State, Notre Dame racked up 554 yards of total offense, the most since 2019 vs. Bowling Green (573 yards). It also marked the first game with two 100-yard rushers (Kyren Williams & Chris Tyree) and a 100-yard receiver (Javon McKinley) since 2015 (Stanford).
- The last time Notre Dame had two players with more than 100 yards rushing in a game was in 2017 vs. Southern Cal (Josh Adams and Brandon Wimbrush), and the last time the Irish posted more than 300 yards rushing was in 2019, also against Southern Cal.
- The win over Florida State also marked the first time since 2000 the Irish have scored 42 points in consecutive games.
- Notre Dame marked the 12th time the Irish scored at least 50 points in head coach Brian Kelly's (12-0) 11-year tenure in the 52-0 win over South Florida. The 11 years prior to Kelly's arrival, Notre Dame hit the 50-point mark once.
- The Irish held a 35-0 margin at halftime vs. South Florida, the largest halftime lead since last season's 52-0 win against Bowling Green (also 35-0).
- Notre Dame rushed for six touchdowns against South Florida, the most in a game since 2018 (six versus Wake Forest) and the most in a single game this season among ACC teams.
- In addition to allowing zero sacks in the victory over USF, the offensive line paved the way for Notre Dame's 281 rushing yards, the most by any ACC team that week.
- The 6.2 yards-per-rush by Notre Dame vs. South Florida ranked as the most that week. Notre Dame posted 16 rushing first downs, the most that week and the highest value at that point in the season. The figure was topped the next week.
- In the season opener vs. Duke, the Irish offense outrushed (178-75), outpassed (263-259) and outgained (441-334) the Blue Devils, and were 3-4 in the redzone.
- Book quarterbacked the Irish offense to five scoring drives vs. Duke, the first of which went 96 yards in 12 plays, to take the lead in the second quarter. It was the longest drive by the Irish since a 97-yard drive in the 30-27 home win over Southern Cal in 2019. Notre Dame also added an 83-yard touchdown drive later in the game.

**EXPERIENCED AND EXPLOSIVE**

- The Irish boast two long-tenured veterans in the secondary with sixth-year **Shaun Crawford** and graduate transfer **Nick McCloud**. They are coupled with young standouts **Kyle Hamilton**, **TaRiq Bracy**, **Houston Griffith** and **Clarence Lewis**, all of whom have started at least one contest for the Irish this season.

**HAMILTON, A STAR**

- A preseason All-America Second Team selection (USA TODAY), **S Kyle Hamilton** leads the team in tackles with 36, after only playing in six games thus far.
- In the win over Clemson, Hamilton posted eight solo tackles and a TFL. Hamilton's TFL came in the second quarter vs. Clemson when he brought down Travis Etienne. The Clemson drive later ended in a field goal.
- He was called into run defense duties vs. Clemson, and according to Pro Football Focus, posted a 79.2 run-defense grade.
- In the win at Georgia Tech, Hamilton led the defense with six tackles, adding 2.0 TFL (-8 yards) and one PBU.
- Hamilton's 2.0 TFL at Georgia Tech tied for the lead among all ACC defensive backs on the weekend. On the weekend, only two ACC defensive backs posted 2.0 or more TFLs. One of Hamilton's TFL came on a Georgia Tech fourth-down attempt, as he stopped Georgia Tech for a loss of six yards to give the Irish possession.
- Hamilton started in the win over Louisville, posting a diving pass breakup on third-and-11 on Louisville's opening drive to force a punt. In the fourth quarter, Hamilton posted tackles on consecutive plays, second-and-26 and third-and-17, to force a punt, ending what would be Louisville's final drive of the game to secure the win.
- He accounted for four tackles and a PBU on the opening drive for Duke. His QB hurry came in the second quarter, which forced an incomplete pass on a Duke third-and-seven. On the day, he marked seven tackles, the second-most for the Irish and the 13th-most in the ACC. His five solo tackles ranked 10th in the ACC at that point.

**THE VET**

- **S Shaun Crawford** returns for his sixth season, due to a medical redshirt year of eligibility granted by the NCAA. After playing corner for five seasons, Crawford won the starting safety job entering 2020.
- Crawford posted three solo tackles in the win at Georgia Tech, also marking his first sack of the season on a third down in the third quarter to force a field goal attempt, which Georgia Tech missed. The sack brings Crawford's career total to 2.5.
- The graduate student earned the game ball for his performance vs. Louisville, when he tied for the team lead in tackles (six), also executing a crucial pass breakup, punching the ball out of the receiver's hands, to end the third quarter and stall Louisville's drive.
- Crawford was called to start at corner due to team need in the victory over Florida State, and posted the first



**KYLE HAMILTON**



**SHAUN CRAWFORD**



**CLARENCE LEWIS**

- interception of the season for the Irish in the fourth quarter as he intercepted QB Jordan Travis at the Notre Dame goal line to prevent a score. The interception helped seal the game for the Irish. It was the fifth interception of his career, and his second-career forced or recovered turnover inside the Notre Dame five-yard line.
- Crawford made several impact plays vs. FSU including coverage on a third-down pass from Jordan Travis to Camren McDonald in the first quarter, which fell incomplete and forced a Florida State punt
- He also recovered a fumble in the win over Duke, setting Notre Dame up at its own 41 for a touchdown drive.

**MCLOUD-Y WITH A CHANCE OF TURNOVERS**

- Coming to Notre Dame as a grad transfer from NC State, **CB Nick McCloud** recovered two fumbles in the win over No.

1 Clemson, also posting 1.0 TFL and three tackles. His two fumble recoveries marked the first time an Irish player has recovered two fumbles in a single game since Julian Love vs. Vanderbilt (2018).

- McCloud's first fumble recovery came on a Jeremiah Owusu-Koramoah FF, and set up an Irish field goal. The second fumble recovery came on the final play of double overtime, as McCloud gained control of the ball on Clemson's last-chance play to seal the Irish win.
- McCloud was named to the Pro Football Focus Team of the Week for his performance at Pitt, in which he snagged his first interception in an Irish uniform, marking the fourth of his career (three while playing at NC State). McCloud's interception came on the first play of a Pitt third-quarter drive to give the Irish possession at the Panthers' 35-yard line, and the resulting series culminated in a Notre Dame rushing TD.
- His four tackles at Pitt tied for second on a defense that held Pitt to just a field goal. According to Pro Football Focus, McCloud's receivers were targeted six times at Pitt, making just three catches. He earned an 80.1 PFF tackle grade and a 76.2 coverage grade, resulting in a 75.6 overall defensive grade.

**SQUAD ROLLS DEEP**

- S Houston Griffith and true freshman CB Clarence Lewis made their first-career starts vs. South Florida. Both finished the game with five solo tackles including 1.0 for loss each, and Lewis tacked on three pass breakups.
- Junior CB TaRiq Bracy was named to the Pro Football Focus Team of the Week for his play against Duke. According to PFF, Bracy forced a contested target and incompletions on two of three targets, and did not allow any yards.

**BACK IT UP**

**CAN I GET A WU-WU-WU?**

- Named to the Preseason All-ACC team, LB Jeremiah Owusu-Koramoah boasts a total of 8.0 TFL on the season, which ranks 14th in the ACC. His 35 total tackles rank second on Notre Dame's defense.
- In the victory over No. 1 Clemson, Owusu-Koramoah posted nine tackles (seven solo), 0.5 sack, 2.0 TFL (-6 yards), one forced fumble and one fumble recovery touchdown (23 yards).



JEREMIAH OWUSU-KORAMOAH

- Owusu-Koramoah recovered a Clemson fumble and returned it 23 yards for a touchdown in the second quarter vs. Clemson, marking the only fumble returned for a touchdown that week in the ACC.
- It was the first touchdown of the senior's career, and the third fumble recovery of his career (first this season, last came in 2019 vs. Iowa State in the Camping World Bowl).
- Owusu-Koramoah's touchdown marks the first true defensive touchdown of the season, as both prior non-offensive touchdowns were on opponent punts.
- Three plays later, Owusu-Koramoah forced a Clemson fumble, which was recovered by cornerback Nick McCloud. It led to an Irish field goal.
- In a performance that saw him named to the Pro Football Focus Team of the Week, Owusu-Koramoah posted his first-career interception at Pitt, giving the Irish possession at the Pitt 49-yard line to set up a Notre Dame TD drive.
- "Wu" led the Irish defense in TFL with 2.0 vs. Louisville, adding two other tackles, one of which resulted in no gain for the offense. Two of his tackles came on third down to force a fourth-down play.
- Owusu-Koramoah forced the first turnover of the season after breaking the ball loose from Duke's Jalon Calhoun in the third quarter. Owusu-Koramoah led the Irish in tackles (nine) and got to Duke QB Chase Brice for the third Irish sack of the day in the fourth quarter, pinning him for a loss of six yards on what would be Duke's final drive.

**JUST LIKE HE DREW IT UP**

- Senior LB Drew White tied for the team lead in tackles in the win over No. 1 Clemson with nine, also posting 1.0 TFL (-1) and a pass breakup.
- Overall, White ranks third on the Irish defense in total tackles with 31 on the season.

**BE A DAWG**

- Junior LB Bo Bauer snagged his first-career interception, returning it 16 yards, in the second quarter at Pitt. The turnover gave the Irish possession at the Pitt 46 to set up a touchdown drive.

**MR. INDIANA**

- LB Jack Kiser made a statement in his first-career start against South Florida, leading the team in tackles (eight) in his first game action on defense. Kiser's 2.0 tackles-for-loss led the team (tied), and he also posted a QB hurry. After not being listed on the depth chart leading up to the game, Kiser was called up to start at the BUCK position, and his efforts earned him the game ball. Pro Football Focus named Kiser its "Secret Superstar of the Week," giving him a 90.0 PFF grade in the first half.

**PUT THE PRESSURE ON**

- Notre Dame's defensive line has combined for the ACC's second-ranked rushing defense, allowing just 85.1 yards/game. This figure trails only Pittsburgh in the ACC (78.8 yards/game). Notre Dame's rushing defense ranks fifth nationally.



DAELIN HAYES



OVIE OGHUFO

- In the win over No. 1 Clemson, the defensive line led the way. Through the first seven games of the season, Clemson averaged 167 rushing yards per game. In the first half, Notre Dame limited Clemson to just five rushing yards. The Tigers finished with 34 yards rushing on 33 carries. It marked the second time this season that Notre Dame has held an opponent to single-digit rushing yards in a half (First half at Pitt). The last time Clemson was held to less than 34 yards of rushing was January 1, 2009 vs. Nebraska (four yards).
- Travis Etienne, the ACC's all-time leading rusher, averaged 86.6 yards per game this season entering Saturday. The Irish defense held him to 28 yards on 18 rushes.
- That game was the only game of Travis Etienne's career in which he had 10 or more carries (18) and was held to 30 yards or less (28). This was also the fewest yards per carry of Etienne's career (1.6).
- On Clemson's final possession of double overtime, Notre Dame's defense sacked the quarterback on back-to-back plays, as Ade Ogundeji and Jeremiah Owusu-Koramoah combined for the first sack, and Daelin Hayes produced the second sack immediately following. It set Clemson up for third-and-24, and they were unable to convert.
- DL Daelin Hayes totaled 2.0 sacks and two forced fumbles at Georgia Tech, both career-high single-game marks for the graduate student. Both forced fumbles came on the sacks. Hayes' two forced fumbles tied for the most in a single game among all FBS players this season, and he was the only player in the Power 5 to reach the mark over the weekend.



ISAIAH FOSKEY

- Hayes' game at Georgia Tech earned him the game ball.
- The Irish D-Line held Georgia Tech to just 88 rushing yards, while entering the game, Georgia Tech had averaged 180.7 rushing yards per game (sixth in the ACC).
- With the help of Hayes' 2.0 sacks, the Irish sacked Georgia Tech a total of 5.0 times. Entering the game, Georgia Tech had allowed just 1.67 sacks per game (10 total). Other Notre Dame players to post a sack on Georgia Tech were **DL Isaiah Foskey**, **DL Ade Ogundeji** and **S Shaun Crawford**. **DL Myron Tagovailoa-Amosa** posted a fumble recovery on one of Hayes' FFs.
- In the 45-3 win over Pitt, Notre Dame sacked Panther QBs three times. **Tagovailoa-Amosa** posted a sack for a loss of six yards, **S Isaiah Pryor** dropped the QB for a loss of seven yards and **Foskey** and **DL Ovie Oghufo** combined for a sack (-6 yards).
- **DL Jayson Ademilola** made his first-career start at defensive tackle in place of Tagovailoa-Amosa vs. Florida State. He also started against Louisville.
- **Hayes** made an impact play with his TFL vs. Louisville, reading the screen pass and pinning Louisville's Javian Hawkins for a loss of six in the fourth quarter, helping to stall a Louisville drive on first-and-20 and preserve the win.
- **Ogundeji** posted 2.0 sacks against Florida State for a total loss of nine yards, the leading sack figure on Notre Dame's defense. In total, he posted four tackles and a QBH.
- Sophomore **Foskey** tallied his first-career sack vs. Duke to force a Blue Devil field goal. The sophomore made noise in a reserve role against Duke, responsible for the sack (loss of 10 yards) and a QB hurry earlier in the game at the 11-yard line also forced a Duke field goal. Foskey broke up a pass on the next drive to help lead to a punt. His final TFL came in the fourth quarter, when he combined with **DL Jacob Lacey** to bring down Duke's Deon Jackson on second-and-13, setting up a Duke punt.
- Foskey also blocked a Pitt punt with 0:11 remaining in the first half, returning it for a touchdown. It was Foskey's first-career score, and the second touchdown on a blocked punt for the Irish this season (vs. USF). It also marked his second-career blocked punt.
- Freshman **DL Alexander Ehrensberger** notched his first-career sack in the third quarter vs. South Florida, while sophomore **LB JD Bertrand** posted his first-career tackle.

## DEFEND THE GRIDIRON

- The defense has yielded just 14.6 points per game through the first seven games of the season. That figure ranks second among all Power 5 teams with more than one game played.

Team	No. of Games	Pts. allowed/game
Northwestern	3	12.0
<b>NOTRE DAME</b>	<b>7</b>	<b>14.6</b>
Iowa	3	17.3
Oklahoma State	6	17.8
Kentucky	6	19.0
West Virginia	7	19.4
Clemson	8	19.5

- In 2019, the Notre Dame defense ranked No. 12 among FBS teams in scoring defense, allowing just 17.9 points per game (26 touchdowns and 17 field goals).
- The Irish rank second in the ACC in total defense (296.6 avg/game), with is just 0.1 yard/game away from the conference-leading figure of 296.5 (Pitt). The Irish rank third in passing defense (211.4 avg/game).
- Notre Dame leads the ACC in opponent first downs, allowing just 111 on the season thus far.
- The Irish lead the ACC in opponent third-down conversions, allowing just a 24.7 percent success rate. It is the fifth-best rate among all FBS teams.
- Through the first seven games of the season, Clemson averaged 167 rushing yards per game. In the first half, Notre Dame limited Clemson to just five rushing yards. The Tigers finished with 34 yards rushing on 33 carries. It marked the second time this season that Notre Dame has held an opponent to single-digit rushing yards in a half (First half at Pitt). The last time Clemson was held to less than 34 yards of rushing was January 1, 2009 vs. Nebraska (four yards).
- The Irish defense went eight total quarters without giving up a TD, beginning with the fourth quarter vs. Louisville, and ending in the fourth quarter at Georgia Tech.
- Notre Dame held Georgia Tech to just 88 rushing yards, while entering the game, Georgia Tech had averaged 180.7 rushing yards per game (sixth in the ACC).
- At Georgia Tech, the Yellow Jackets only entered the red zone twice, and were only successful in scoring once. In the win at Pittsburgh, not only did the Irish limit Pitt to just a field goal, they also kept the Panthers out of the red zone entirely. Prior to the game, Pitt had totaled 27 appearances in the red zone through six games.
- The Irish held back-to-back opponents (Pitt and Louisville) to fewer than 10 points for the first time since 2012 (Boston College - 6, Wake Forest - 0).
- The Irish held Pitt to just a field goal; the last time Notre Dame held a team without a TD on the road or at a neutral site was Iowa State in the 2019 Camping World Bowl.
- Notre Dame limited Pittsburgh to just 44 rushing yards, sacking Panthers QBs a total of three times. Pittsburgh's

longest drive of the day was just 43 yards, and with just 19:01 of total possession time for the Panthers, none of their 13 drives lasted longer than 2:31.

- The Irish held Pitt to -3 rushing yards in the first quarter, the fewest in a single quarter by an opposing team since Notre Dame held Iowa State to -13 rushing yards in the fourth quarter of the 2019 Camping World Bowl.
- Notre Dame held Pitt to two rushing yards in the first half, the fewest in a half since the Irish held Iowa State to 1 rushing yard in the second half of the 2019 Camping World Bowl. Pitt entered the game averaging 107.0 rushing yards per game.
- In the win over Louisville, the defense limited Louisville to just 96 rushing yards. Entering the game, the Cardinals averaged 177.8 rushing yards per game.
- On the day, Louisville posted just 14 first downs and held the ball for only 23:45 minutes of possession time. Entering the game, the Cardinals ranked second in the ACC in time of possession, averaging 32:59 per game.
- Notre Dame marked the second shutout in as many seasons with a 52-0 victory over RV South Florida in Week Two. The Irish allowed the Bulls in the red zone just one time on the day, and the attempt was unsuccessful for South Florida. In all, the Bulls were held to 11 first downs, including just one first down in the first half.

### FOLLOW HIS LEA-D

- Notre Dame has held 31-of-33 opponents during Clark Lea's tenure as defensive coordinator to 30 points or less. That includes ranked opponents LSU, Michigan, Stanford, Virginia Tech, Syracuse, Clemson, Georgia, Virginia and Navy.



CLARK LEA



# SATURDAY SPECIALISTS

- The Irish rank second in the ACC in kick-return defense, allowing an average of just 17.63 yards per return. The conference-leading mark is 17.41 yards per return (Virginia Tech).
- True freshman RB **Chris Tyree** owns the fifth-best kick return average in the ACC, bringing back kicks at a rate of 21.5 yards per game.
- The Irish have blocked two punts, returning both for touchdowns, thus far this season.
- Notre Dame is the only Power 5 team to boast two different players with punt return touchdowns this season. No other Power 5 team has more total punt return touchdowns this season than Notre Dame's two. Only two other FBS teams have two different players with punt return touchdowns this season (Georgia Southern and Liberty).
- **DL Isaiah Foskey** blocked a Pitt punt with 0:11 remaining in the first half, returning it for a touchdown. It was Foskey's first-career score, and the second touchdown on a blocked punt for the Irish this season (vs. USF). It also marked his second-career blocked punt.



JORDAN BOTELHO




CHRIS TYREE

- Foskey was the only player in the ACC to record a punt return TD that week. There have been just 19 this season in the FBS, and only one FBS player boasts two.
- True freshman **DL Jordan Botelho** recovered a blocked South Florida punt for a touchdown in the 52-0 shutout win, marking the only punt return TD in the ACC that week and just the second at that point in the season. **DL Osita Ekwonu** was responsible for the block. It was the first blocked punt returned for a TD by the Irish since 2015 vs. Southern Cal.
- Botelho was the only player in the FBS that week to post a punt return touchdown.
- Botelho also provided notable pressure on another South Florida punt, forcing a rushed punt that traveled just one yard and gave the Irish possession at the South Florida 25-yard line.
- **P Jay Bramblett** made his mark vs. Duke, bombing six punts in the season-opener, including punts of 53, 52 and 45 yards. His play of the day came in the second quarter on a fake punt play, when he rushed for 14 yards, cutting to get the Irish the first down and keeping Notre Dame's drive alive to end in a touchdown. On the day, Bramblett marked a 43.8-yard average punt.
- **K/P Dawson Goepferich** scored his first points for the Irish on a PAT vs. South Florida.
- **LS Michael Vinson** made his debut as the first-string player in the season-opener after the graduation of **LS John Shannon**, recipient of the inaugural Patrick Mannelly Award in 2019, honoring the nation's top long snapper.


### OPEN DOERER

- **K/P Jonathan Doerer** is 11-14 on field-goal attempts through the season, connecting on all 30 PAT attempts. He has now connected on 92-consecutive PATs, a streak which extends to 2018 vs. Navy and ranks 10th among all FBS active streaks. The streak is the fourth-longest current streak in the ACC.
- Doerer ranks tied for seventh overall in scoring in the ACC (9.0 pts./game) and ranks fifth among kickers in scoring.
- Doerer ranks seventh in the conference in made field goals per game (1.57).



JAY BRAMBLETT

- In the win vs. No. 1 Clemson, Doerer matched the Notre Dame record for kicking points in a game, accounting for 17 kicking points vs. Clemson. His 17 points tie for the most kicking points in a single game by any FBS player this season, and were the most by any FBS player that weekend.
- He made four field goals on the day, matching his previous career high in the 2019 Camping World Bowl vs. Iowa State. His previous single-game point high was 15 in the 2019 Camping World Bowl!
- Doerer's five field goal attempts match a single-game high in the ACC this season.
- In the win vs. Louisville, Doerer made both field goal attempts, giving the Irish an early lead in the 12-7 contest on a day that experienced wind gusts upwards of 30 MPH.
- On the season, Doerer owns an 77.8 FG percentage in conference games, tying for fifth in the ACC.
- In 2019, Doerer compiled a 85.0 FG-make percentage (17-20), the fifth-best by an Irish kicker in a single season since 1996. In 2019, Doerer was perfect on PAT attempts (57-of-57), totaling 108 points between field goals and PAT.
- In 2019, Doerer scored 108 points for the Irish, the most in a single season by any Notre Dame kicker. He topped Kyle Brindza's 2013 mark of 98 with his performance in the Camping World Bowl vs. Iowa State, in which Doerer netted 15 points on four field goals and three PATs.
- In 2019, Doerer inscribed his name in Notre Dame record books vs. Southern Cal, becoming the first Irish kicker since Dave Reeve (1977) to make three field goals of 40 or more yards in a single game. Doerer made a career-long 52-yard field goal on the opening drive of the second half vs. Southern Cal, also making a 45-yard field goal with 15 seconds remaining in the first half. Doerer added a 43-yard field goal in the fourth quarter. All three surpassed his previous career-long (36 yards).



JONATHAN DOERER





# NOTRE DAME ACC SCHEDULING AGREEMENT

# NOTRE DAME ACC FUTURE SCHEDULES

- In a partnership that began in 2014, the University of Notre Dame and the Atlantic Coast Conference agreed to schedule the Irish to play, on average, five ACC opponents each season. Originally scheduled through the 2025 season, the games have now been scheduled through the 2037 campaign.
- Notre Dame is 29-7 (.806) against ACC opponents since the scheduling agreement began during the 2014 season:

Year	Opponent	H/A/N	W/L	Score
2014	Syracuse	N	W	31-15
2014	North Carolina	H	W	50-43
2014	Florida State	A	L	27-31
2014	Louisville	H	L	28-31
2015	Virginia	A	W	34-27
2015	Georgia Tech	H	W	30-22
2015	Clemson	A	L	22-24
2015	Pittsburgh	A	W	42-30
2015	Wake Forest	H	W	28-7
2015	Boston College	N	W	16-13
2016	Duke	H	L	35-38
2016	Syracuse	N	W	50-33
2016	NC State	A	L	3-10
2016	Miami	H	W	30-27
2016	Virginia Tech	H	L	31-34
2017	Boston College	A	W	49-20
2017	North Carolina	A	W	33-10
2017	NC State	H	W	35-14
2017	Wake Forest	H	W	48-37
2017	Miami	A	L	8-41
2018	Wake Forest	A	W	56-27
2018	Virginia Tech	A	W	45-23
2018	Pittsburgh	H	W	19-14
2018	Florida State	H	W	42-13
2018	Syracuse	N	W	36-3
2019	Louisville	A	W	35-17
2019	Virginia	H	W	35-20
2019	Virginia Tech	H	W	21-20
2019	Duke	A	W	38-7
2019	Boston College	H	W	40-7
2020~	Duke	H	W	27-13
2020~	Florida State	H	W	42-26
2020~	Louisville	H	W	12-7
2020~	Pittsburgh	A	W	45-3
2020~	Georgia Tech	A	W	31-13
2020~	Clemson	H	W	47-40

- In 2020, the Irish are 6-0 in ACC play, with wins over Duke, Florida State, Louisville, Pitt, Georgia Tech and Clemson.
- In 2019, the Irish went undefeated against the ACC, beating Louisville, Virginia, Virginia Tech, Duke and Boston College as part of the scheduling agreement.
- The Irish improved to 20-1 in regular-season games against Atlantic Coast Conference opponents over the last four seasons (2017-20).
- Notre Dame has won six-straight ACC road games and 11-consecutive ACC home games.
- There have been, and in the future there will be, seasons when the Irish face just four ACC opponents but will eventually even out the agreement by facing six ACC teams in another year (this occurred in 2014 and 2015 and is set to occur in 2021-22 and 2022-23).

Year	Opponent	H/A/N	Year	Opponent	H/A/N
2020~	Boston College	A	2029	NC State	A
2020~	North Carolina	A	2029	Syracuse	A
2020~	Syracuse	H	2029	Wake Forest	H
2020~	Wake Forest	A	2030	Boston College	A
2021	*Florida State	A	2030	Duke	H
2021	Virginia Tech	A	2030	Florida State	H
2021	North Carolina	H	2030	Louisville	A
2021	Virginia	H	2030	North Carolina	H
2021	Georgia Tech	H	2031	*Clemson	A
2022	North Carolina	A	2031	Miami	H
2022	Syracuse	A	2031	North Carolina	A
2022	Boston College	H	2031	NC State	H
2022	Clemson	H	2031	Virginia	A
2023	NC State	A	2032	Florida State	H
2023	Duke	A	2032	Georgia Tech	A
2023	Louisville	A	2032	Louisville	H
2023	Wake Forest	H	2032	Miami	A
2023	Clemson	A	2032	Wake Forest	H
2023	Pittsburgh	H	2033	Boston College	A
2024	Miami	H	2033	Duke	A
2024	Georgia Tech	A	2033	Louisville	A
2024	Florida State	H	2033	Pittsburgh	H
2024	Virginia	H	2033	Virginia Tech	H
2025	Miami	A	2034	Clemson	H
2025	NC State	H	2034	Miami	A
2025	Boston College	A	2034	Pittsburgh	A
2025	Pittsburgh	A	2034	Syracuse	H
2025	Syracuse	H	2034	Virginia	H
2026	Florida State	A	2035	Boston College	H
2026	Louisville	H	2035	Duke	H
2026	North Carolina	A	2035	Louisville	A
2026	Syracuse	H	2035	NC State	A
2026	Virginia	H	2035	Virginia	A
2027	Clemson	A	2036	Florida State	H
2027	Duke	A	2036	Georgia Tech	A
2027	Georgia Tech	H	2036	North Carolina	A
2027	Virginia Tech	H	2036	Pittsburgh	H
2027	Wake Forest	A	2036	*Virginia Tech	A
2028	Boston College	H	2037	Clemson	A
2028	Clemson	H	2037	Miami	H
2028	Miami	H	2037	NC State	H
2028	Pittsburgh	A	2037	Syracuse	A
2028	Virginia Tech	A	2037	Wake Forest	A
2029	Florida State	A			
2029	Georgia Tech	H			

\* - Labor Day Monday  
 ~- Irish received new schedule as part of 2020 ACC membership



IRISH VS. THE ATLANTIC COAST CONFERENCE

Team	Home				Away				Neutral				Overall			
	W	L	T	%	W	L	T	%	W	L	T	%	W	L	T	%
<b>Boston College</b>	<b>8</b>	<b>5</b>	<b>0</b>	<b>0.615</b>	<b>5*</b>	<b>4</b>	<b>0</b>	<b>0.556</b>	<b>3</b>	<b>0</b>	<b>0</b>	<b>1.000</b>	<b>16*</b>	<b>9</b>	<b>0</b>	<b>0.640</b>
Clemson	1	1	0	0.500	1	1	0	0.500	0	1	0	0.000	2	3	0	0.400
Duke	4	1	0	0.800	1	1	0	0.500	0	0	0	0.000	5	2	0	0.714
Florida State	3	2	0	0.600	1	1	0	0.500	0	3	0	0.000	4	6	0	0.400
Georgia Tech	16	3	0	0.842	13	2	1	0.844	0	1	0	0.000	29	6	1	0.819
Louisville	1	1	0	0.500	1	0	0	0.000	0	0	0	0.000	2	1	0	0.667
Miami (Fla.)	9	1	0	0.900	6	7	1	0.464	2	0	0	1.000	17*	8	1	0.673
North Carolina	12	0	0	1.000	5	2	0	0.714	1	0	0	1.000	18	2	0	0.900
NC State	1	0	0	1.000	0	1	0	0.000	0	1	0	0.000	1	2	0	0.333
Pittsburgh	21	10	0	0.667	29	11	1	0.720	0	0	0	0.000	50*	21	1	0.701
Syracuse	2	1	0	0.667	1	1	0	0.500	3	1	0	0.750	6	3	0	0.667
Virginia	1	0	0	1.000	1	0	0	1.000	1	0	0	1.000	3	0	0	1.000
Virginia Tech	1	1	0	0.500	1	0	0	1.000	0	0	0	0.000	2	1	0	0.667
Wake Forest	2*	0	0	1.000	2	0	0	1.000	0	0	0	0.000	4	0	0	1.000
<b>TOTAL</b>	<b>82</b>	<b>26</b>	<b>0</b>	<b>0.759</b>	<b>66*</b>	<b>31</b>	<b>3</b>	<b>0.675</b>	<b>11</b>	<b>7</b>	<b>0</b>	<b>0.611</b>	<b>158</b>	<b>64</b>	<b>3</b>	<b>0.709</b>

\* - Includes 20 regular-season wins and two postseason appearances vacated under discretionary NCAA penalty.

2020 NOTRE DAME OPPONENT UPDATE

Rk	Team	Record	Last Week	This Week	Next Week
		2-6 1-6 in ACC	L, 24-56 vs. North Carolina	Open	vs. Wake Forest TBD
		1-6 0-5 in AAC	L, 33-34 at Memphis	at Houston 3 p.m. ET	vs. Navy TBD
		2-5 1-5 in ACC	L, 17-41 vs. Pittsburgh	at NC State 7:30 p.m. ET	vs. Clemson TBD
		2-5 1-5 in ACC	Cancelled at Virginia	Open	vs. Syracuse (Friday) 7 p.m. ET
		4-4 3-4 in ACC	W, 41-17 at Florida State	at Georgia Tech 7 p.m. ET	vs. Virginia Tech TBD
		2-5 2-4 in ACC	Open	vs. Pittsburgh 7 p.m. ET	at Miami TBD
4/4		7-1 6-1 in ACC	L, 40-47 at Notre Dame	Open	at Florida State TBD
-/RV		5-3 4-3 in ACC	W, 16-13 at Syracuse	vs. Notre Dame 3:30 p.m. ET	Open
RV/RV		5-2 5-2 in ACC	W, 56-24 at Duke	vs. Wake Forest Noon ET	Open
		1-7 1-6 in ACC	L, 13-16 vs. Boston College	Open	at Louisville (Friday) 7 p.m. ET
RV/RV		4-2 3-2 in ACC	Open	at North Carolina Noon ET	at Duke TBD

2020 ACC STANDINGS

Team	ACC Record	Overall Record	Streak
<b>NOTRE DAME</b>	<b>6-0</b>	<b>7-0</b>	<b>W7</b>
Clemson	6-1	7-1	L1
Miami	5-1	6-1	W3
North Carolina	5-2	5-2	W1
Virginia Tech	4-2	4-3	L1
Wake Forest	3-2	4-2	W4
Boston College	4-3	5-3	W1
NC State	4-3	4-3	L2
Pitt	3-4	4-4	W1
Virginia	2-4	2-4	W1
Georgia Tech	2-4	2-5	L3
Louisville	1-5	2-5	L1
Florida State	1-5	2-5	L2
Duke	1-6	2-6	L1
Syracuse	1-6	1-7	L5

COLLEGE FOOTBALL PLAYOFF  
(final 2019)

Rk	Team	Record	Trend
1	LSU	13-0	+1
2	Ohio State	13-0	-1
3	Clemson	13-0	—
4	Oklahoma	12-1	+2
<b>5</b>	<b>Georgia</b>	<b>11-2</b>	<b>-1</b>
6	Oregon	11-2	+7
7	Baylor	11-2	—
8	Wisconsin	10-3	—
9	Florida	10-2	—
10	Penn State	10-2	—
11	Utah	11-2	-6
12	Auburn	9-3	-1
13	Alabama	10-2	-1
<b>14</b>	<b>Michigan</b>	<b>9-3</b>	—
<b>15</b>	<b>NOTRE DAME</b>	<b>10-2</b>	—
16	Iowa	9-3	—
17	Memphis	12-1	—
18	Minnesota	10-2	—
19	Boise State	12-1	—
20	Appalachian State	12-1	+1
21	Cincinnati	10-3	-1
<b>22</b>	<b>Southern Cal</b>	<b>8-4</b>	—
<b>23</b>	<b>Navy</b>	<b>10-2</b>	<b>+1</b>
<b>24</b>	<b>Virginia</b>	<b>9-4</b>	<b>-1</b>
25	Oklahoma State	8-4	—

ASSOCIATED PRESS TOP 25 -  
November 8, 2020

Rk	Team (1st Place Votes)	Rec.	Points	Trend
1	Alabama (59)	6-0	1547	+1
<b>2</b>	<b>NOTRE DAME (2)</b>	<b>7-0</b>	<b>1464</b>	<b>+2</b>
3	Ohio State (1)	3-0	1449	—
<b>4</b>	<b>Clemson</b>	<b>7-1</b>	<b>1355</b>	<b>-3</b>
5	Texas A&M	5-1	1223	+2
6	Florida	4-1	1213	+2
7	Cincinnati	6-0	1208	-1
8	BYU	8-0	1101	+1
9	Miami	6-1	958	+2
10	Indiana	3-0	956	+3
11	Oregon	1-0	948	+1
12	Georgia	4-2	861	-7
13	Wisconsin	1-0	852	-3
14	Oklahoma State	5-1	762	—
15	Coastal Carolina	7-0	551	—
16	Marshall	6-0	534	—
17	Iowa State	5-2	491	—
18	Oklahoma	5-2	467	+1
19	SMU	7-1	456	-1
20	Southern Cal	1-0	395	—
21	Texas	5-2	265	+1
22	Liberty	7-0	260	+3
23	Northwestern	3-0	250	NR
24	Auburn	4-2	184	—
25	Louisiana	6-1	118	NR

Others receiving votes: North Carolina 85, Army 54, Tulsa 47, Utah 33, Washington 21, Arizona State 11, Purdue 8, Wake Forest 6, Boise State 5, Appalachian State 5, Maryland 3, California 3, Nevada 1

COACHES POLL TOP 25-  
November 8, 2020

Rk	Team (1st Place Votes)	Rec.	Points	Trend
1	Alabama (55)	6-0	1542	+1
<b>2</b>	<b>NOTRE DAME (4)</b>	<b>7-0</b>	<b>1461</b>	<b>+2</b>
3	Ohio State (3)	3-0	1443	—
<b>4</b>	<b>Clemson</b>	<b>7-1</b>	<b>1340</b>	<b>-3</b>
5	Florida	4-1	1230	+3
6	Texas A&M	5-1	1229	+1
7	Cincinnati	6-0	1172	-1
8	BYU	8-0	1112	+1
9	Miami	6-1	995	+1
10	Indiana	3-0	901	+3
11	Georgia	4-2	840	-6
12	Oregon	1-0	828	+2
13	Oklahoma State	5-1	823	-1
14	Wisconsin	1-0	778	-3
15	Marshall	6-0	534	—
16	Iowa State	5-2	530	+1
17	Coastal Carolina	7-0	495	-1
18	Oklahoma	5-2	476	+1
19	SMU	7-1	448	-1
20	Southern Cal	1-0	334	—
21	Auburn	4-2	305	—
22	Liberty	7-0	234	NR
23	Northwestern	3-0	218	NR
24	Texas	5-2	187	NR
25	Army	6-1	181	-3

Others receiving votes: North Carolina 174, Louisiana 81, Utah 45, Purdue 43, Appalachian State 25, Arkansas 23, Missouri 18, Wake Forest 15, Boston College 15, Kentucky 12, Memphis 12, Tulsa 11, Maryland 10, Tennessee 6, Nevada 5, Michigan 5, San José State 4, Boise State 4, Kansas State 4, Virginia Tech 2



**GAME 1**

Sept. 12, 2020 | Notre Dame Stadium  
Attend: 10,097 | TV: NBC



(--/RV) <b>DUKE</b>	<b>13</b>
(10/10) <b>NOTRE DAME</b>	<b>27</b>

**NOTRE DAME, Indiana** – The 10th-ranked University of Notre Dame Fighting Irish football team collected its first ever conference win, taking down ACC foe Duke 27-13. The Irish offense had a balanced attack led by sophomore running back Kyren Williams. In his first career start, Williams tallied 112 yards on the ground, 93 yards receiving and two rushing touchdowns. Williams became the first Irish player in the last 25 years to record 90+ yards rushing and receiving in the same game.

**SCORE BY QUARTERS**

	1	2	3	4	Final
Duke	3	3	7	0	13
Notre Dame	0	10	7	10	27

**SCORING SUMMARY**

<b>1st 07:01 DUKE</b>	C.Ham 29 yd FG, 10-79 03:53; DU 3, ND 0
<b>2nd 10:39 ND</b>	K.Williams 1 yd rush (#39 J.Doerer kick), 12-96 04:37; DU 3, ND 7
<b>03:20 DUKE</b>	C.Ham 30 yd FG, 11-80 04:12; DU 6, ND 7
<b>00:00 ND</b>	J.Doerer 48 yd FG, 9-54 01:13; DU 6, ND 10
<b>3rd 07:57 ND</b>	K.Williams 26 yd rush (#39 J.Doerer kick), 7-59 03:32; DU 6, ND 17
<b>02:19 DUKE</b>	C.Brice 2 yd rush (#44 C.Ham kick), 6-39 02:24; DU 13, ND 17
<b>4th 10:58 ND</b>	A.Davis 17 yd pass from #12 I.Book (#39 J.Doerer kick), 15-83 06:14; DU 13, ND 24
<b>05:21 ND</b>	J.Doerer 34 yd FG, 6-40 03:45; DU 13, ND 27

**TEAM STATISTICS**

	DUKE	ND
FIRST DOWNS	19	24
RUSHES-YARDS (NET)	30-75	42-178
PASSING YARDS (NET)	259	263
Passes Comp-Att-Int	20-37-0	19-31-1
TOTAL OFFENSE PLAYS-YARDS	67-334	73-441
Fumble Returns-Yards	0-0	0-0
Punt Returns-Yards	4-27	1-3
Kickoff Returns-Yards	2-41	4-90
Interception Returns-Yards	1-0	0-0
Punts (Number-Avg)	6-45.7	6-43.8
Fumbles-Lost	2-2	0-0
Penalties-Yards	4-31	4-39
Possession Time	26:36	33:24
Third-Down Conversions	4 of 15	7 of 16
Fourth-Down Conversions	0 of 1	2 of 2
Red-Zone Scores-Chances	3-3	3-4
Sacks By: Number-Yards	3-14	3-21

**Rushing: Duke**– Deon Jackson 15-52, Chase Brice 9-20, Mataeo Durant 5-7, TEAM 1- -4. **Notre Dame**– Kyren Williams 19-112, Chris Tyree 6-20, Jahmir Smith 5-15, Jay Bramblett 1-14, Ian Book 9-12, Jafar Armstrong 2-5.

**Passing: Duke**– Chase Brice 20-37-0-259. **Notre Dame**– Ian Book 19-31-1-263.

**Receiving: Duke**– Noah Gray 5-68, Jalon Calhoun 5-62, Eli Pancol 3-78, Jake Bobo 3-34, Deon Jackson 2- -6, Jontavis Robertson 1-13, Darrell Harding Jr. 1-10. **Notre Dame**– Tommy Tremble 5-43, Joe Wilkins 4-39, Michael Mayer 3-38, Kyren Williams 2-93, Avery Davis 2-26, Jafar Armstrong 2-20, Lawrence Keys III 1-4.

**Interceptions: Duke**– Lummie Young IV 1-0. **Notre Dame**– None.

**Fumbles: Duke**– Jalon Calhoun 1-1. **Notre Dame**– None.



**GAME 2**

Sept. 19, 2020 | Notre Dame Stadium  
Attend: 10,085 | TV: NBC



(RV/RV) <b>SOUTH FLORIDA</b>	<b>0</b>
(7/7) <b>NOTRE DAME</b>	<b>52</b>

**NOTRE DAME, Indiana** — The seventh-ranked Notre Dame Fighting Irish football team's defense was on full display, shutting out visiting South Florida 52-0 to improve to 2-0 on the season. Notre Dame extended its home winning streak to 20 games, breaking the longest streak in modern program history (19-straight from 1987-90). Notre Dame totaled six rushing touchdowns overall from four different players, with three from Ian Book in the first half.

**SCORE BY QUARTERS**

	1	2	3	4	Final
South Florida	0	0	0	0	0
Notre Dame	14	21	10	7	52

**SCORING SUMMARY**

<b>1st 12:05 ND</b>	Ian Book 4 yd run (Jonathan Doerer kick), 7-55 2:50; USF 0, ND 7
<b>07:06 ND</b>	Chris Tyree 1 yd run (Jonathan Doerer kick), 7-43 3:24; USF 0, ND 14
<b>2nd 14:25 ND</b>	Ian Book 1 yd run (Jonathan Doerer kick), 11-58 5:07; USF 0, ND 21
<b>11:15 ND</b>	Flemister, C'Bo 26 yd run (Jonathan Doerer kick), 5-53 1:57; USF 0, ND 28
<b>01:55 ND</b>	Ian Book 1 yd run (Jonathan Doerer kick), 4-25 0:54; USF 0, ND 35
<b>3rd 06:34 ND</b>	Jonathan Doerer 22 yd field goal, 10-60 3:21; USF 0, ND 38
<b>03:23 ND</b>	Botelho, Jordan 1 yd blocked punt return (Jonathan Doerer kick); USF 0, ND 45
<b>4th 02:15 ND</b>	Jafar Armstrong 5 yd run (Goepferich, Dawson kick), 10-66 7:00; USF 0, ND 52

**TEAM STATISTICS**

	USF	ND
FIRST DOWNS	11	21
RUSHES-YARDS (NET)	33-106	45-281
PASSING YARDS (NET)	125	149
Passes Comp-Att-Int	12-29-0	13-21-0
TOTAL OFFENSE PLAYS-YARDS	62-231	66-430
Fumble Returns-Yards	0-0	0-0
Punt Returns-Yards-TD	0-0	2-62-1
Kickoff Returns-Yards	8-129	1-14
Interception Returns-Yards	0-0	0-0
Punts (Number-Avg)	6-144	2-74
Fumbles-Lost	0-0	2-0
Penalties-Yards	4-40	2-25
Possession Time	27:33	32:27
Third-Down Conversions	2 of 15	8 of 14
Fourth-Down Conversions	1 of 5	2 of 2
Red-Zone Scores-Chances	0-1	6-7
Sacks By: Number-Yards	0-0	2-15

**Rushing: USF**– Johnny Ford 6-70, Jordan McCloud 5-21, Noah Johnson 6-12, Brian Battie 3-9, Kell Joiner Jr. 8-6, Oduunay Seriki 3-1, Latrel Williams 1--4, Jahquez Evans 1--9. **Notre Dame**– C'Bo Flemister 13-127, Chris Tyree 8-65, Kyren Williams 10-62, Ian Book 4-9, Jafar Armstrong 7-7, Tommy Tremble 1-4, Drew Pyne, 1-4, Braden Lenzy 1-3.

**Passing: USF**– Jordan McCloud 8-14-0-64, Noah Johnson 4-12-0-61, Katravis Marsh 0-3-0-0. **Notre Dame**– Ian Book 12-19-0-144, Drew Pyne 1-2-0.

**Receiving: USF**– Devontres Dukes 3-36, Latrel Williams 2-48, Mitche Brinkman 2-21, Omario Dollison 1-17, Xavier Weaver 1-6, Chris Carter 1-4, Kell Joiner Jr. 1--3, Terrence Horne 1--4. **Notre Dame**– Tommy Tremble 3-61, Braden Lenzy 3-34, Kyren Williams 2-10, Jafar Armstrong 1-18, C'Bo Flemister 1-9, Javon McKinley 1-7, Kevin Bauman 1-5, Michael Mayer 1-5.

**Interceptions: USF**– None. **Notre Dame**– None.

**Fumbles: USF**– None. **Notre Dame**– Kyren Williams 1-0, C'Bo Flemister 1-0.



**GAME 3**

October 10, 2020 | Notre Dame Stadium  
Attend: 10,409 | TV: NBC



<b>FLORIDA STATE</b>	<b>26</b>
(5/5) <b>NOTRE DAME</b>	<b>42</b>

**NOTRE DAME, Indiana** – Taking the field for the first time in three weeks, fifth-ranked Notre Dame (3-0, 2-0 ACC) used the ground game to run past the Florida State Seminoles (1-3, 0-3 ACC), 42-26, at Notre Dame Stadium (10,049). Sophomore running back Kyren Williams had a career day, compiling 185 rushing yards on 19 carries with two rushing touchdowns. It was the most rushing yards by an Irish player since 2018 when Dexter Williams had 202, also against Florida State. Freshman Chris Tyree also contributed to the successful night on the ground, totaling 103 yards on 11 carries with one touchdown.

**SCORE BY QUARTERS**

	1	2	3	4	Final
Florida State	17	3	6	0	26
Notre Dame	14	21	7	0	42

**SCORING SUMMARY**

<b>1st 12:03 FSU</b>	Fitzgerald,Ryan 42 yd field goal, 4-8 2:07; FSU 3, ND 0
<b>10:43 ND</b>	Mayer,Michael 8 yd pass from Book,Ian (Doerer,Jonathan kick), 3-75 1:20; FSU 3, ND 7
<b>06:10 ND</b>	Williams,Kyren 46 yd run (Doerer,Jonathan kick), 5-76 2:19; FSU 3, ND 14
<b>02:51 FSU</b>	Travis,Jordan 4 yd run (Fitzgerald,Ryan kick), 3-19 1:13; FSU 10, ND 14
<b>00:38 FSU</b>	Terry,Tamorriion 48 yd pass from Travis,Jordan (Fitzgerald,Ryan kick), 4-71 1:13; FSU 17, ND 14
<b>2nd 12:27 ND</b>	Williams,Kyren 1 yd run (Doerer,Jonathan kick), 8-75 3:11; FSU 17, ND 21
<b>05:25 ND</b>	Tyree,Chris 45 yd run (Doerer,Jonathan kick), 4-81 1:50; FSU 17, ND 28
<b>01:17 FSU</b>	Fitzgerald,Ryan 26 yd field goal, 13-67 4:08; FSU 20, ND 28
<b>00:11 ND</b>	Lenzy,Braden 6 yd pass from Book,Ian (Doerer,Jonathan kick), 8-57 0:58; FSU 20, ND 35
<b>3rd 12:25 FSU</b>	Webb,La'Damian 7 yd run (Terry,Tamorriion pass failed), 7-75 2:35; FSU 26, ND 35
<b>08:40 ND</b>	Book,Ian 3 yd run (Doerer,Jonathan kick), 8-73 3:39; FSU 26, ND 42

**TEAM STATISTICS**

	FSU	ND
FIRST DOWNS	18	25
RUSHES-YARDS (NET)	40-153	42-353
PASSING YARDS (NET)	252	201
Passes Comp-Att-Int	17-31-1	16-25-0
TOTAL OFFENSE PLAYS-YARDS	71-405	67-554
Fumble Returns-Yards	0-0	0-0
Punt Returns-Yards	0-0	1- -6
Kickoff Returns-Yards	4-66	3-90
Interception Returns-Yards	0-0	1-23
Punts (Number-Avg)	6-44.0	3-39.7
Fumbles-Lost	0-0	2-2
Penalties-Yards	7-59	4-28
Possession Time	32:08	27:52
Third-Down Conversions	2 of 14	2 of 8
Fourth-Down Conversions	3 of 3	1 of 2
Red-Zone Scores-Chances	3-4	4-5
Sacks By: Number-Yards	0-0	4-22

**Rushing: Florida State**- Jordan Travis 19-96, La'Damian Webb 13-59, Jashaun Corbin 2-9, Lawrance Toafili 3-1, TEAM 1- -3, James Blackman 2- -9. **Notre Dame**- Kyren Williams 19-185, Chris Tyree 11-103, Ian Book 9-58, Braden Lenzy 2-5, C'Bo Flemister 1-2.

**Passing: Florida State**- Jordan Travis 13-24-1-204, James Blackman 4-5-0-48, TEAM 0-2-0-0. **Notre Dame**- Ian Book 16-25-0-201.

**Receiving: Florida State**- Tamorriion Terry 9-146, Ontaria Wilson 2-22, Lawrance Toafili 1-31, Jordan Young 1-18, Ja'Khi Douglas 1-17, Warren Thompson 1-9, Camren McDonald 1-5, La'Damian Webb 1-4. **Notre Dame**- Javon McKinley 5-107, Braden Lenzy 3-29, Michael Mayer 2-25, Kyren Williams 2-11, Brock Wright 2-10, Avery Davis 1-13, Tommy Tremble 1-6.

**Interceptions: Florida State**- None. **Notre Dame**- Shawn Crawford 1-23.

**Fumbles: Florida State**- None. **Notre Dame**- Kyren Williams 1-1, Lawrence Keys III 1-1.



**GAME 4**

Oct. 17, 2020 | Notre Dame Stadium  
Attend: 10,182 | TV: NBC



<b>LOUISVILLE</b>	<b>7</b>
(4/4) <b>NOTRE DAME</b>	<b>12</b>

**NOTRE DAME, Indiana** — The fourth-ranked Notre Dame football team battled the University of Louisville at Notre Dame Stadium and prevailed with a 12-7 victory to remain undefeated (4-0, 3-0 ACC) on the season. The Irish ran the ball well, finishing the afternoon with 232 yards on 49 carries. Sophomore Kyren Williams paced the Irish backfield with 127 yards on 25 carries, marking his third 100-yard rushing effort on the season. Graduate student Ian Book had an impressive third-quarter 13-yard rushing touchdown to regain the lead on his way to amassing 47 yards on the ground.

**SCORE BY QUARTERS**

	1	2	3	4	Final
Louisville	0	0	7	0	7
Notre Dame	6	0	6	0	12

**SCORING SUMMARY**

<b>1st 09:26 ND</b>	Jonathan Doerer 32 yd field goal, 12-61 5:34; UL 0, ND 3
<b>00:30 ND</b>	Jonathan Doerer 30 yd field goal, 15-76 7:09; UL 0, ND 6
<b>3rd 07:37 UL</b>	Ford,Marshon 1 yd pass from Cunningham,Mali (Turner,Jason kick), 13-83 7:16; UL 7, ND 6
<b>03:43 ND</b>	Ian Book 13 yd run (Javon McKinley pass failed), 8-66 3:49; UL 7, ND 12

**TEAM STATISTICS**

	UL	ND
FIRST DOWNS	14	24
RUSHES-YARDS (NET)	23-96	49-232
PASSING YARDS (NET)	137	106
Passes Comp-Att-Int	17-22-0	11-19-0
TOTAL OFFENSE PLAYS-YARDS	45-233	68-338
Fumble Returns-Yards	0-0	0-0
Punt Returns-Yards-TD	0-0	0-0
Kickoff Returns-Yards	3-68	1-22
Interception Returns-Yards	0-0	0-0
Punts (Number-Avg)	5-40.4	2-41.5
Fumbles-Lost	0-0	0-0
Penalties-Yards	7-60	3-18
Possession Time	23:45	36:15
Third-Down Conversions	3 of 9	8 of 14
Fourth-Down Conversions	1 of 1	0 of 1
Red-Zone Scores-Chances	1-1	3-5
Sacks By: Number-Yards	4-21	0-0

**Rushing: UL**- Javian Hawkins 15-51, Malik Cunningham 7-49, Tutu Atwell 1- -4. **Notre Dame**- Kyren Williams 25-127, Ian Book 12-47, Chris Tyree 7-32, Javon McKinley 1-15, Avery Davis 1-10, Jay Bramblett 1-7, TEAM 2- -6.

**Passing: UL**- Malik Cunningham 16-19-0-132, Evan Conley 1-2-0-5, TEAM 0-1-0-0. **Notre Dame**- Ian Book 11-19-0-106.

**Receiving: UL**- Javian Hawkins 5-46, Tutu Atwell 4-40, Marshon Ford 3-11, Dez Pitzpatrick 2-21, Isaac Martin 2-11, Braden Smith 1-8. **Notre Dame**- Ben Skowronek 2-28, Avery Davis 2-17, Chris Tyree 2-15, Kevin Austin 1-18, Michael Mayer 1-12, Javon McKinley 1-7, Kyren Williams 1-5, Tommy Tremble 1-4.

**Interceptions: UL**- None. **Notre Dame**- None.

**Fumbles: UL**- None. **Notre Dame**- None.

	<b>GAME 5</b>	
	October 24, 2020   Heinz Field Attend: 5,451   TV: ABC	
(3/3) <b>NOTRE DAME</b>	<b>45</b>	
<b>PITTSBURGH</b>	<b>3</b>	

**PITTSBURGH, Pennsylvania** – The third-ranked University of Notre Dame football team moved to 5-0 in 2020 with a convincing 45-3 victory over the Pittsburgh Panthers (3-4). Offensively, quarterback Ian Book led the way for the Irish with 312 yards passing and three passing touchdowns while adding 40 yards rushing on eight carries. Notre Dame added two rushing touchdowns on the afternoon, marking the first time the Pittsburgh defense has given up multiple rushing touchdowns since Oct. 5, 2019 against Duke. The Irish held the Panthers to 97 yards of offense and just two yards rushing in the opening 30 minutes. Notre Dame recorded three INTs on defense and after allowing just three points, it is the first time since 2012 that the Irish defense has given up fewer than 10 points in back-to-back games.

**SCORE BY QUARTERS**

	1	2	3	4	Final
Notre Dame	7	21	17	0	45
Pittsburgh	3	0	0	0	3

**SCORING SUMMARY**

<b>1st 10:08 ND</b>	Ben Skowronek 34 yd pass from Ian Book (Jonathan Doerer kick), 11-75 4:52; ND 7, UP 0
<b>07:38 UP</b>	Alex Kessman 45 yd field goal, 10-37 2:30; ND 7, UP 3
<b>2nd 10:37 ND</b>	Ben Skowronek 73 yd pass from Ian Book (Jonathan Doerer kick), 4-87 1:29; ND 14, UP 3
<b>01:29 ND</b>	Kyren Williams 2 yd run (Jonathan Doerer kick), 8-46 3:42; ND 21, UP 3
<b>00:11 ND</b>	Isaiah Foskey 0 yd blocked punt return (Jonathan Doerer kick); ND 28, UP 3
<b>3rd 07:34 ND</b>	Jonathan Doerer 21 yd field goal, 14-72 6:10; ND 31, UP 3
<b>04:22 ND</b>	Michael Mayer 14 yd pass from Ian Book (Jonathan Doerer kick), 4-49 2:01; ND 38, UP 3
<b>02:42 ND</b>	C'Bo Flemister 2 yd run (Jonathan Doerer kick), 4-35 1:33; ND 45, UP 3

**TEAM STATISTICS**

	ND	UP
FIRST DOWNS	28	11
RUSHES-YARDS (NET)	50-115	20-44
PASSING YARDS (NET)	319	118
Passes Comp-Att-Int	17-33-0	12-33-3
TOTAL OFFENSE PLAYS-YARDS	83-434	53-162
Fumble Returns-Yards	0-0	0-0
Punt Returns-Yards-TDs	3-32-1	2--8-0
Kickoff Returns-Yards	1-17	4-81
Interception Returns-Yards	3-16	0-0
Punts (Number-Avg)	5-42.4	8-33.4
Fumbles-Lost	1-0	3-0
Penalties-Yards	7-63	12-93
Possession Time	40:59	19:01
Third-Down Conversions	11 of 18	3 of 13
Fourth-Down Conversions	1 of 1	0 of 0
Red-Zone Scores-Chances	4-5	0-0
Sacks By: Number-Yards	3-19	2-5

**Rushing: Notre Dame**- C'Bo Flemister 13-48-1, Ian Book 8-40, Kyren Williams 17-38-1, Chris Tyree 3--3, Brendon Clark 1--4, Jafar Armstrong 8--4. **Pittsburgh**- Vincent Davis 8-28, Daniel Carter 1-9, Nick Patti 2-8, Davis Beville 3-4, A.J. Davis 3-1, Israel Abanikanda 2-0, Joey Yellen 1--6.

**Passing: Notre Dame**- Ian Book 16-30-0-312 (three TDs), Brendon Clark 1-3-0-7. **Pittsburgh**- Joey Yellen 10-27-3-101, Nick Patti 2-5-0-17, Davis Beville 0-1-0-0.

**Receiving: Notre Dame**- Michael Mayer 5-73-1, Avery Davis 3-44, Kyren Williams 3-37, Ben Skowronek 2-107-2, Javon McKinley 2-50, George Takacs 1-7, Tommy Tremble 1-1. **Pittsburgh**- Jordan Addison 3-40, Shockey Jacques-Louis 3-39, Taysir Mack 2-17, Tre Tipton 1-11, A.J. Davis 1-8, DJ Turner 1-5, Vincent Davis 1--2.

**Interceptions: Notre Dame**- Jeremiah Owusu-Koramoah 1-0, Bo Bauer 1-16, Nick McCloud 1-0. **Pittsburgh**- None.

**Fumbles: Notre Dame**- Avery Davis 1-0. **Pittsburgh**- DJ Turner 1-0, Davis Beville 1-0, Nick Patti 1-0.

	<b>GAME 6</b>	
	October 31, 2020   Bobby Dodd Stadium Attend: 11,000   TV: ABC	
(4/4) <b>NOTRE DAME</b>	<b>31</b>	
<b>GEORGIA TECH</b>	<b>13</b>	

**ATLANTA, Georgia** – The fourth-ranked Fighting Irish extended their winning streak to 12 games, the longest active streak in FBS, with a decisive 31-13 win over Georgia Tech at Bobby Dodd Stadium. The Irish were led offensively by Kyren Williams as he finished with 76 yards on 15 carries and two touchdowns. It was Williams' third game this season with multiple touchdowns (Duke & Florida State). C'Bo Flemister and Chris Tyree both played integral roles in the rushing attack – adding 106 yards on 20 carries combined. On the defensive side the Irish had another strong first half, as they limited the Yellow Jackets to 65 yards of total offense. Daelin Hayes was all over the field for the Irish defense as he notched five tackles, two sacks and two forced fumbles.

**SCORE BY QUARTERS**

	1	2	3	4	Final
Notre Dame	7	10	7	7	31
Georgia Tech	0	7	0	6	13

**SCORING SUMMARY**

<b>1st 06:16 ND</b>	Joe Wilkins, Jr. 8 yd pass from Ian Book (Jonathan Doerer kick), 15-81 8:38; ND 7, GT 0
<b>2nd 14:42 GT</b>	Zamari Walton 93 yd fumble recovery (Jude Kelley kick); ND 7, GT 7
<b>10:47 ND</b>	Kyren Williams 2 yd run (Jonathan Doerer kick), 7-75 3:48; ND 14, GT 7
<b>01:49 ND</b>	Jonathan Doerer 32 yd field goal, 8-35 2:10; ND 17, GT 7
<b>3rd 10:43 ND</b>	Kyren Williams 4 yd run (Jonathan Doerer kick), 6-65 2:56; ND 24, GT 7
<b>4th 12:59 ND</b>	C'Bo Flemister 3 yd run (Jonathan Doerer kick), 9-74 4:32; ND 31, GT 7
<b>07:15 GT</b>	Jordan Mason 1 yd run (Adonias Sanders rush failed), 8-69 2:42; ND 31, GT 13

**TEAM STATISTICS**

	ND	GT
FIRST DOWNS	24	17
RUSHES-YARDS (NET)	44-227	33-88
PASSING YARDS (NET)	199	150
Passes Comp-Att-Int	18-26-0	15-26-0
TOTAL OFFENSE PLAYS-YARDS	70-426	59-238
Fumble Returns-Yards	0-0	1-93-1
Punt Returns-Yards-TDs	0-0-0	3-3-0
Kickoff Returns-Yards	2-39-0	1-10-0
Interception Returns-Yards	0-0	0-0
Punts (Number-Avg)	3-39.7	4-41.2
Fumbles-Lost	1-1	3-1
Penalties-Yards	5-50	6-50
Possession Time	36:54	23:06
Third-Down Conversions	10 of 15	5 of 12
Fourth-Down Conversions	0 of 0	0 of 2
Red-Zone Scores-Chances	5-7	1-2
Sacks By: Number-Yards	5-34	2-10

**Rushing: Notre Dame**- Kyren Williams 15-76, C/Bo Flemister 15-58, Chris Tyree 5-47, Ian Book 9-46. **Georgia Tech**- Jahmyr Gibbs 14-61, Jordan Mason 7-25, Jeff Sims 12-2.

**Passing: Notre Dame**- Ian Book 18-26-0-199 (one TD). **Georgia Tech**- Jeff Sims 15-26-0-150.

**Receiving: Notre Dame**- Javon McKinley 5-93, Avery Davis 4-29, Michael Mayer 3-15, Kyren Williams 2-24, Brock Wright 1-11, Tommy Tremble 1-11, Joe Wilkins Jr. 1-8, Ben Skowronek 1-8. **Georgia Tech**- Jahmyr Gibbs 5-49, Jalen Camp 3-64, Adonias Sanders 2-14, Marquez Ezzard 1-13, Josh Tukes 1-5, Dylan Leonard 1-4, Jack Coco 1-3, Jordan Mason 1--2.

**Interceptions: Notre Dame**- None. **Georgia Tech**- None.

**Fumbles: Notre Dame**- Kyren Williams 1-1. **Georgia Tech**- Jeff Sims 2-1, Marquez Ezzard 1-0.

	<b>GAME 7</b>	
	November 7, 2020   Notre Dame Stadium Attend: 11,011   TV: NBC	

(1/1) <b>CLEMSON</b>	<b>40</b>
(4/4) <b>NOTRE DAME</b>	<b>47</b>

**NOTRE DAME, Indiana** – The No. 4 ranked Notre Dame football team took down No. 1 Clemson, 47-40, in a double-overtime thriller. The Irish led the Tigers until Clemson broke through with 3:33 remaining to take a 33-26 lead. Book then connected with Avery Davis for a touchdown to tie the game. Both teams scored on their first possessions of overtime. A 12-yard rush from Book, followed by a 10-yard reception by Ben Skowronek, was punctuated by another three-yard touchdown run from Williams. With the spotlight back on the Notre Dame defense, the unit recorded back-to-back sacks from Jeremiah Owusu-Koramoah and Daelin Hayes to set up an eventual Clemson 4th-and-24. The Irish denied the ensuing passing play and earned its 23rd-straight win at home.

**SCORE BY QUARTERS**

	1	2	3	4	OT	OT1	OT2	Final
Clemson	7	6	10	10	7	7	0	40
Notre Dame	10	13	0	10	14	7	7	47

**SCORING SUMMARY**

<b>1st</b>	<b>14:27</b>	<b>ND</b>	Kyren Williams 65 yd run (Jonathan Doerer kick), 1-75 0:33; CU 0, ND 7
	<b>05:55</b>	<b>ND</b>	Jonathan Doerer 24 yd field goal, 10-49 6:24; CU 0, ND 10
	<b>04:11</b>	<b>CU</b>	Powell,Cornell 53 yd pass from Uiagalelei,D.J. (Potter,B.T. kick), 4-75 1:44; CU 7, ND 10
<b>2nd</b>	<b>13:09</b>	<b>ND</b>	Jonathan Doerer 27 yd field goal, 13-66 6:02; CU 7, ND 13
	<b>08:32</b>	<b>CU</b>	Potter,B.T. 25 yd field goal, 11-80 4:32; CU 10, ND 13
	<b>05:53</b>	<b>ND</b>	Jer., Owusu-Koramoah 23 yd fumble recovery (Jonathan Doerer kick); CU 10, ND 20
	<b>02:41</b>	<b>ND</b>	Jonathan Doerer 45 yd field goal, 4--2 2:25; CU 10, ND 23
	<b>01:09</b>	<b>CU</b>	Potter,B.T. 45 yd field goal, 6-47 1:32; CU 13, ND 23
<b>3rd</b>	<b>12:15</b>	<b>CU</b>	Potter,B.T. 46 yd field goal, 9-36 2:45; CU 16, ND 23
	<b>04:12</b>	<b>CU</b>	Allen,Davis 10 yd pass from Uiagalelei,D.J. (Potter,B.T. kick), 13-60 6:29; CU 23, ND 23
<b>4th</b>	<b>11:37</b>	<b>ND</b>	Jonathan Doerer 44 yd field goal, 7-31 3:12; CU 23, ND 26
	<b>09:42</b>	<b>CU</b>	Potter,B.T. 30 yd field goal, 5-58 1:49; CU 26, ND 26
	<b>03:33</b>	<b>CU</b>	Etienne,Travis 3 yd run (Potter,B.T. kick), 12-74 5:41; CU 33, ND 26
	<b>00:22</b>	<b>ND</b>	Avery Davis 4 yd pass from Ian Book (Jonathan Doerer kick), 8-91 1:26; CU 33, ND 33
<b>OT</b>	<b>15:00</b>	<b>CU</b>	Uiagalelei,D.J. 1 yd run (Potter,B.T. kick), 2-25 0:00; CU 40, ND 33
	<b>15:00</b>	<b>ND</b>	Kyren Williams 3 yd run (Jonathan Doerer kick), 4-25 0:00; CU 40, ND 40
	<b>15:00</b>	<b>ND</b>	Kyren Williams 3 yd run (Jonathan Doerer kick), 6-25 0:00; CU 40, ND 47

**TEAM STATISTICS**

	CU	ND
FIRST DOWNS	22	22
RUSHES-YARDS (NET)	33-34	40-208
PASSING YARDS (NET)	439	310
Passes Comp-Att-Int	29-44-0	22-39-0
TOTAL OFFENSE PLAYS-YARDS	77-473	79-518
Fumble Returns-Yards	0-0	2-26-1
Punt Returns-Yards-TDs	0-0	1-5
Kickoff Returns-Yards	5-81	0-0
Interception Returns-Yards	0-0	0-0
Punts (Number-Avg)	3-41.7	3-41.0
Fumbles-Lost	3-3	1-1
Penalties-Yards	4-46	7-50
Possession Time	29:38	30:22
Third-Down Conversions	4 of 15	10 of 19
Fourth-Down Conversions	1 of 2	0 of 1
Red-Zone Scores-Chances	5-5	5-6
Sacks By: Number-Yards	2-8	2-14

**Rushing: Clemson** - Travis Etienne 18-28, Chez Mellusi 1-5, D.J. Uiagalelei 13-2, TEAM 1- -1. **Notre Dame** - Kyren Williams 23-140, Ian Book 14-67, C'Bo Flemister 1-5, Chris Tyree 1- -4.

**Passing: Clemson** - D.J. Uiagalelei 29-44-0-439. **Notre Dame** - Ian Book 22-39-0-310.

**Receiving: Clemson** - Amari Rodgers 8-134, Travis Etienne 8-57, Cornell Powell 6-161, Braden Galloway 3-46, Davis Allen 2-19, Joseph Ngata 1-14, E.J. Williams 1-8. **Notre Dame** - Javon McKinley 5-102, Michael Mayer 5-67, Avery Davis 4-78, Ben Skowronek 4-33, Tommy Tremble 3-32, Kyren Williams 1- -2.

**Interceptions: Clemson** - None. **Notre Dame** - None.

**Fumbles: Clemson** - Travis Etienne 1-1, Braden Galloway 1-1, Amari Rodgers 1-1. **Notre Dame** - Ian Book 1-1.



IRISH IN THE NFL (As of November 9)

Player	Team	Pos.	Notes
Josh Adams	NY Jets	RB	Third season (practice squad)
Alex Bars	Chicago	OL	Second season
Asmar Bilal	LA Chargers	LB	First season (injured reserve)
Miles Boykin	Baltimore	WR	Second season
Chase Claypool	Pittsburgh	WR	First season
Sheldon Day	Indianapolis	DT	Fifth season
Tyler Eifert	Jacksonville	TE	Eighth season
Jalen Elliott	Detroit	S	First season (practice squad)
Matthias Farley	NY Jets	S	Fifth season
Will Fuller V	Houston	WR	Fifth season
Alohi Gilman	LA Chargers	S	First season
Bennett Jackson	NY Jets	S	Seventh season
J.J. Jansen	Carolina	LS	13th season
Jarron Jones	Pittsburgh	OL	Fourth season (practice squad)
Tony Jones, Jr.	New Orleans	RB	First season (practice squad)
Khalid Kareem	Cincinnati	LB	First season
Cole Kmet	Chicago	TE	First season
Julian Love	NY Giants	CB	Second season
Cole Luke	Washington	CB	Fourth season (practice squad)
Nick Martin	Houston	C	Fifth season
Zack Martin	Dallas	OG	Seventh season
Mike McGlinchey	San Francisco	OT	Third season
Sam Mustipher	Chicago	OL	Second season

IRISH IN THE NFL (As of November 9)

Player	Team	Pos.	Notes
Quenton Nelson	Indianapolis	OG	Third season
Julian Okwara	Detroit	DL	First season (injured reserve)
Romeo Okwara	Detroit	DE	Fifth season
James Onwualu	Oakland	LB	Third season (practice squad)
Troy Pride, Jr.	Carolina	CB	First season
C.J. Prosise	Houston	RB	Fifth season (practice squad)
Theo Riddick	Las Vegas	RB	Eighth season
Isaac Rochell	LA Chargers	DT	Fourth season
Kyle Rudolph	Minnesota	TE	10th season
KeiVarae Russell	Green Bay	CB	Fourth season (practice squad)
Harrison Smith	Minnesota	FS	Ninth season
Jaylon Smith	Dallas	ILB	Fifth season
Durham Smythe	Miami	TE	Third season
Eq. St. Brown	Green Bay	WR	Third season
Ronnie Stanley	Baltimore	OT	Fifth season (injured reserve)
Golden Tate	NY Giants	WR	11th season
Manti Te'o	Chicago	LB	Seventh season (practice squad)
Jerry Tillery	LA Chargers	DT	Second season
Drue Tranquill	LA Chargers	LB	Second season (injured reserve)
Stephon Tuitt	Pittsburgh	DE	Seventh season
Donte Vaughn	LA Chargers	CB	First season (practice squad)
Dexter Williams	Green Bay	RB	Second season (practice squad)
Sam Young	Las Vegas	T	11th season

CAPTAIN WATCH

- So far in the 2020 season, five former Notre Dame players have been selected to captain their NFL squads: Matthias Farley (Jets), Harrison Smith (Vikings), Kyle Rudolph (Vikings), Nick Martin (Texans) and Mike McGlinchey (49ers).

SUNDAY STANDOUTS [WEEK NINE]

- Texans WR Will Fuller V caught all five passes thrown his way, totaling 100 yards and a TD.
- Vikings FS Harrison Smith posted an INT, 10 tackles (seven solo) and a QB hit in the 34-20 win over Detroit.
- Cowboys LB Jaylon Smith posted seven tackles (six solo) and a PD.
- Chargers DL Jerry Tillery posted 1.0 sack and one PD, as well as a forced fumble and fumble recovery Sunday.

ROSTER MOVES

- Ravens OL Ronnie Stanley was placed on injured reserve.
- Raiders RB Theo Riddick was elevated to the 53-man roster from the practice squad.
- WR Chris Finke was released from the 49ers' practice squad.
- Jets DB Bennett Jackson was elevated to the 53-man roster.

NFL DRAFT

- With six players selected in the 2020 NFL Draft, Notre Dame Football has totaled 511 draft picks over the tenure of the program. No other college football program has totaled more than the Irish.
- TE Cole Kmet (second round, Chicago Bears), WR Chase Claypool (third round, Pittsburgh Steelers), DL Julian Okwara (third round, Detroit Lions), CB Troy Pride Jr. (fourth round, Carolina Panthers), DL Khalid Kareem (fifth round, Cincinnati Bengals) and S Alohi Gilman (sixth round, Los Angeles Chargers) represented the Irish in the 2020 NFL Draft.

PRO BOWL SELECTIONS

- Four Irish players were named to the 2020 Pro Bowl: G Zack Martin (Dallas), G Quenton Nelson (Indianapolis), S Harrison Smith (Minnesota) and T Ronnie Stanley (Baltimore)
- Brian Kelly placed six former players in the 2020 Pro Bowl, the second-highest total by any college coach (Nick Saban - 7, Urban Meyer - 6), including the four Irish representatives, Jason Kelce (Philadelphia) and Travis Kelce (Kansas City), who both played for Kelly at Cincinnati.

ALL-TIMERS

- Throughout the history of the Notre Dame Football Program, 571 total players have spent time on an active NFL roster. In 2020 thus far, eight former Irish players have made their debut appearance on a 53-man roster: Asmar Bilal, Chase Claypool, Alohi Gilman, Khalid Kareem, Cole Kmet, Sam Mustipher, Julian Okwara and Troy Pride Jr.



**THE BRIAN KELLY FILE**

38th year in coaching // 30th year as head coach // 11th year at Notre Dame

Alma Mater: Assumption College (1983)

School	Seasons	Record			Pct.
Grand Valley State	13	118	35	2	0.768
Central Michigan	3	19	16	0	0.543
Cincinnati	3	34	6	0	0.850
Notre Dame	11	99 <sup>^</sup>	37	0	0.728
<b>TOTALS</b>	<b>30</b>	<b>270<sup>^</sup></b>	<b>94</b>	<b>2</b>	<b>0.740</b>

**HONORS AND ACCOLADES**

Year	Award
2018	Home Depot National Coach of the Year
2018	Stallings National Coach of the Year
2012	AP National Coach of the Year
2012	Walter Camp National Coach of the Year
2012	Sporting News National Coach of the Year
2012	Home Depot National Coach of the Year
2012	Liberty Mutual National Coach of the Year
2012	AFCA National Coach of the Year
2009	Home Depot National Coach of the Year

<sup>^</sup> - Includes 20 regular-season wins and two postseason appearances vacated under discretionary NCAA penalty.

**BRIAN KELLY - THE DICK CORBETT HEAD FOOTBALL COACH**

- Winningest coach in FBS (270<sup>^</sup> wins)
- One of only four active FBS coaches with more than 300 games as a head coach (Iowa's Kirk Ferentz joined the group in the first week of Big Ten play in 2020).
- Joins Knute Rockne (13), Frank Leahy, Ara Parseghian and Lou Holtz (11) as the only Notre Dame coaches to spend 10 or more seasons on the Irish sidelines.
- Only three-time winner of the Home Depot Coach of the Year Award ('09, '12, '18)
- With the win over Louisville, Kelly became third all-time in program history in career wins at Notre Dame (now totals 99<sup>^</sup>) - passing Ara Parseghian (95).
- With 10 or more wins in 2015, 2017, 2018 and 2019, Kelly joined Lou Holtz as the only Notre Dame coaches to hit the double-digit mark in wins four times
- With 10-win seasons in four of the last five years, Kelly is the first Irish coach to do since Holtz registered four 10-win seasons from 1989-93.
- Notched his first win over an AP No. 1 team with the 47-40 win over Clemson (Nov. 8, 2020)
- Ranks second in winning percentage among active FBS coaches (.740<sup>^</sup>) who have coached in 300 or more career games (Nick Saban - .792)
- Second-youngest coach to reach 200 career victories at a major school
- Has finished .500 or better in 27 of 29 seasons as a head coach
- Boasts a 16-8 record in postseason as a head coach
- Kelly is the first coach to post four or more shutouts in an Irish career since Lou Holtz.
- With the 52-20 win over Navy in 2019, Kelly became just the third coach in Notre Dame history with three or more wins of at least 25 points over ranked teams. Lou Holtz and Frank Leahy each secured eight such victories. Ara Parseghian and Dan Devine had two such victories apiece.

**WINNINGEST ACTIVE FBS COACHES (By wins)**

Rk.	Coach	School	Years	Record			Pct.
1.	BRIAN KELLY	NOTRE DAME	30	270 <sup>^</sup>	94	2	.740
2.	Mack Brown	North Carolina	31	256	130	1	.663
3.	Nick Saban	Alabama	25	249	65	1	.792
4.	Willie Fritz	Tulane	24	181	100	0	.644
5.	Gary Patterson	TCU	21	175	73	0	.706
	Kirk Ferentz	Iowa	24	175	127	0	.579

**ACTIVE FBS LONGEVITY**

Rk.	Coach	School	Games
1.	Mack Brown	North Carolina	387
2.	BRIAN KELLY	NOTRE DAME	366 <sup>^</sup>
3.	Nick Saban	Alabama	314
4.	Kirk Ferentz	Iowa	302
5.	Dave Clawson	Wake Forest	252

**WINNINGEST ACTIVE FBS COACHES  
(By percentage, min. 5 years)**

Rk.	Coach	School	Years	Record			Pct.
1.	Dabo Swinney	Clemson	13	137	32	0	.811
2.	Nick Saban	Alabama	25	249	65	1	.792
3.	Lance Leipold	Buffalo	13	141	38	0	.788
4.	Kirby Smart	Georgia	5	48	14	0	.774
5.	Jimbo Fisher	Texas A&M	11	105	33	0	.761
6.	Brian Harsin	Boise State	8	73	23	0	.760
7.	BRIAN KELLY	NOTRE DAME	30	270 <sup>^</sup>	94	2	.740
8.	Tom Herman	Texas	6	52	21	0	.712
9.	David Shaw	Stanford	9	86	35	0	.711
10.	Gary Patterson	TCU	21	175	73	0	.706

**MOST YEARS COACHING (ACTIVE FBS)**

Rk.	Coach	School	Years
1.	Mack Brown	North Carolina	31
2.	BRIAN KELLY	NOTRE DAME	30
3.	Nick Saban	Alabama	25
4.	Kirk Ferentz	Iowa	25
5.	Dave Clawson	Wake Forest	20

All charts include coaches with five-plus seasons of FBS head coaching experience



THE RECORD WHEN...

Stat	Kelly's Career			Kelly at ND		2020	
	Record (W-L-T)			Record (W-L)		Record (W-L)	
Home (Includes Shamrock Series)	152	34	1	59	13	5	0
Away	104	54	1	29	20	2	0
Neutral	12	7	0	9	5	0	0
In overtime	7	5	0	3	3	1	0
Coming off a loss	50	27	0	16	11	0	0
Coming off a win	185	53	1	61	23	5	0
Coming off an open date	19	2	0	8	1	1	0
vs. AP Top 25	29	24	0	21	20	1	0
Both teams are in the AP Top 25	21	19	0	17	17	1	0
Neither team is in the AP Top 25	54	30	0	22	14	0	0
Team is ranked higher	89	13	0	67	10	6	0
Opponent is ranked higher	11	17	0	8	13	1	0
vs. In-State Opponents	76	22	2	6	0	0	0
In August	5	2	0	2	0	0	0
In September	83	35	0	31	12	2	0
In October	91	26	2	32	8	4	0
In November	77	26	0	29	13	1	0
In December	12	3	0	4	2	0	0
In January	1	4	0	1	3	0	0
On TV (except GVSU regular season)	128	45	0	98	37	7	0
On NBC	58	13	0	58	13	4	0
On NBCSN	3	0	0	3	0	0	0
On ABC	22	12	0	20	12	2	0
On ACCN	1	0	0	1	0	0	0
On ESPN	15	8	0	7	6	0	0
On ESPN2	8	2	0	1	0	0	0
On CBS	4	3	0	4	3	0	0
On CBS Sports Network	0	1	0	0	1	0	0
On FOX	2	3	0	2	3	0	0
On USA Network	1	0	0	1	0	1	0
Morning Games (kicks off before noon)	0	1	0	0	1	0	0
Afternoon Games	179	60	2	61	16	5	0
Night Games (6 p.m. or later)	90	33	0	37	20	2	0
Decided by three points or fewer	45	23	2	12	13	0	0
Decided by seven points or fewer	85	44	2	30	21	2	0
Scoring first	187	38	0	73	20	5	0
Opponent scores first	80	56	2	25	17	2	0
Leading at halftime	213	21	0	80	11	7	0
Tied at halftime	18	6	0	7	1	0	0
Trailing at halftime	35	67	2	10	25	0	0

THE RECORD WHEN...

Stat	Kelly's Career			Kelly at ND		2020	
	Record (W-L-T)			Record (W-L)		Record (W-L)	
Leading after three quarters	226	17	0	80	9	6	0
Tied after three quarters	13	6	0	5	5	1	0
Trailing after three quarters	28	71	0	11	23	0	0
Scoring 40+ points	102	3	0	34	2	4	0
Scoring 30-39 points	76	11	0	29	7	1	0
Scoring 20-29 points	68	36	1	25	14	1	0
Scoring 0-19 points	23	44	1	10	13	1	0
Allowing 40+ points	8	24	0	2	10	1	0
Allowing 30-39 points	19	35	0	8	13	0	0
Allowing 20-29 points	70	27	1	22	9	1	0
Allowing 0-19 Points	172	8	1	66	3	5	0
Outrushing opponent	210	29	1	73	8	7	0
Getting outrushed	54	64	2	23	29	0	0
Passing for more yards	174	61	1	61	28	4	0
Passing for fewer yards	94	30	1	37	9	3	0
Outgaining opponent	226	31	1	81	14	7	0
Outgained by opponent	41	60	1	17	23	0	0
Winning time of possession battle	142	28	0	53	6	6	0
Losing time of possession battle	125	64	2	45	31	1	0
Scoring a defensive or special teams TD	79	9	0	20	5	3	0
Allowing a defensive or special teams TD	25	31	0	11	12	1	0
Fewer penalty yards	85	44	1	47	19	4	0
More penalty yards	174	48	1	49	18	2	0
Winning turnover battle	155	16	0	52	5	2	0
Losing turnover battle	64	56	1	23	28	1	0
Having an individual 100-yard rusher	127	26	1	44	9	5	0
Having an individual 100-yard receiver	104	33	0	34	16	3	0
Having an individual 200-yard passer	177	49	1	63	23	4	0
Having a QB rush for 100 yards	9	1	0	7	1	0	0
Allowing an individual 100-yard rusher	47	52	1	15	24	0	0
Allowing an individual 100-yard receiver	76	38	0	20	13	2	0
Allowing an individual 200-yard passer	107	45	1	40	23	3	0

**STARTER SHEET**

OFFENSE	Pos.	2020	Streak	Career	DEFENSE	Pos.	2020	Streak	Career
Tommy Kraemer	LG/RG/RT	7	7	36	Daelin Hayes	DL	7	7	20
Liam Eichenberg	LT	7	33	33	Kurt Hinish	NG	7	19	19
Ian Book	QB	7	22	30	Jeremiah Owusu-Koramoah	LB	7	19	19
Robert Hainsey	RT/RG	7	7	29	Drew White	LB	7	13	18
Aaron Banks	LG	7	25	25	Shaun Crawford	CB/S	7	10	17
Jarrett Patterson	C	7	19	19	Myron Tagovailoa-Amosa	DT	5	3	16
Tommy Tremble	TE	7	8	13	Ade Ogundeji	DE	7	8	8
Javon McKinley	WR	7	7	9	TaRiq Bracy	CB	5	2	7
Brock Wright	TE	5	2	8	Kyle Hamilton	S	6	5	7
Kyren Williams	RB	7	7	7	Nick McCloud	CB	6	4	6
Ben Skowronek	WR	5	4	5	Shayne Simon	LB	5	5	5
Jafar Armstrong	RB	0	0	4	Jayson Ademilola	DL	2	0	2
Josh Lugg	RT	0	0	4	Houston Griffith	CB	2	0	2
Lawrence Keys III	WR	0	0	3	Clarence Lewis	S/CB	2	0	2
Braden Lenzy	WR	1	0	3	Jack Kiser	LB	1	0	1
Avery Davis	WR	2	0	2	Marist Liufau	LB	1	0	1
Michael Mayer	TE	1	0	1					

**CAREER STARTS BY POSITION**

WR	LT	LG	C	RG	RT	TE	WR	QB	WR	RB
McKinley (9)	Eichenberg (33)	Kraemer (17)	Patterson (19)	Banks (14)	Hainsey (28)	Tremble (13)	Davis (2)	Book (30)	Skowronek (5)	Williams (7)
Keys III (3)		Banks (11)		Hainsey (1)	Kraemer (13)	Wright (8)			Lenzy (1)	Armstrong (4)
Lenzy (2)				Kraemer (7)	Lugg (4)	Mayer (1)				
DL	DL	DL	DL	ROV	MIKE	BUCK	CB	S	S	CB
Ogundeji (7)	Tagovailoa-Amosa (16)	Hinish (19)	Hayes (20)	Owusu-Koramoah (18)	White (18)	Simon (5)	McCloud (6)	Hamilton (7)	Crawford (6)	Crawford (11)
	Ademilola, Jayson (2)					Kiser (1)	Griffith (1)	Lewis (1)	Owusu-Koramoah (1)	Bracy (7)
	Ogundeji (1)					Liufau (1)				Griffith (1)
										Lewis (1)



## NOTRE DAME 20+ YARD PLAYS

YARDS	TYPE	PLAYER(S)	OPPONENT
75	Pass	Ian Book to Kyren Williams	Duke
73*	Pass	Ian Book to Ben Skowronek	Pittsburgh
65*	Rush	Kyren Williams	Clemson
65	Rush	Kyren Williams	Florida State
53	Pass	Ian Book to Avery Davis	Clemson
46*	Rush	Kyren Williams	Florida State
45	Pass	Ian Book to Javon McKinley	Clemson
45*	Rush	Chris Tyree	Florida State
41	Pass	Ian Book to Javon McKinley	Pittsburgh
38	KOR	Chris Tyree	Duke
38	Pass	Ian Book to Javon McKinley	Florida State
36	Pass	Ian Book to Javon McKinley	Florida State
36	KOR	Jafar Armstrong	Florida State
34	Pass	Ian Book to Javon McKinley	Georgia Tech
34*	Pass	Ian Book to Ben Skowronek	Pittsburgh
31	Pass	Ian Book to Javon McKinley	Georgia Tech
31	Rush	Chris Tyree	South Florida
31	Rush	C'Bo Flemister	South Florida
29	Pass	Ian Book to Michael Mayer	Clemson
28	Pass	Ian Book to Javon McKinley	Clemson
28	KOR	Chris Tyree	Florida State
27	Pass	Ian Book to Tommy Tremble	South Florida
26*	Rush	Kyren Williams	Duke
26*	Rush	C'Bo Flemister	South Florida
26	KOR	Chris Tyree	Florida State
25	Rush	Chris Tyree	Duke
25	Pass	Ian Book to Tommy Tremble	South Florida
24	Rush	Kyren Williams	Louisville
23*	FR	Jeremiah Owusu-Koramoah	Clemson
23	Pass	Ian Book to Michael Mayer	Pittsburgh
23	INT	Shaun Crawford (return)	Florida State
22	KOR	Chris Tyree	Louisville
22	Pass	Ian Book to Braden Lenzy	South Florida
21	Rush	C'Bo Flemister	Georgia Tech
21	Rush	Chris Tyree	Georgia Tech
21	Pass	Ian Book to Avery Davis	Pittsburgh
20	Pass	Ian Book to Kyren Williams	Georgia Tech
20	KOR	Chris Tyree	Georgia Tech
20	Pass	Ian Book to Kyren Williams	Pittsburgh
20	Rush	Ian Book	Louisville
20	Pass	Ian Book to Jafar Armstrong	Duke
20	Pass	Ian Book to Joe Wilkins Jr.	Duke

## OPPONENT 20+ YARD PLAYS

YARDS	TYPE	PLAYER(S)	ND OPPONENT
93*	FR	Zamari Walton	Georgia Tech
55	Pass	Chase Brice to Eli Pancol	Duke
53*	Pass	D.J. Uiagalelei to Cornell Powell	Clemson
51	Pass	D.J. Uiagalelei to Cornell Powell	Clemson
48	Pass	Jordan Travis to Tamorrion Terry	Florida State
42	Rush	Johnny Ford	South Florida
39	Pass	Jeff Sims to Jalen Camp	Georgia Tech
37	KOR	Travis Etienne	Clemson
36	Pass	Noah Johnson to Latrell Williams	South Florida
35	Pass	D.J. Uiagalelei to Amari Rodgers	Clemson
34	Pass	Jeff Sims to Jahmyr Gibbs	Georgia Tech
33	Pass	Joey Yellen to Jordan Addison	Pittsburgh
33	Rush	Jordan Travis	Florida State
32	KOR	DJ Turner	Pittsburgh
31	Pass	Jordan Travis to Lawrance Toafili	Florida State
30	Pass	Jordan Travis to Tamorrion Terry	Florida State
29	Pass	Malik Cunningham to Javian Hawkins	Louisville
28	KOR	Hassan Hall	Louisville
28	Pass	Malik Cunningham to Tutu Atwell	Louisville
28	Rush	Javian Hawkins	Louisville
27	Pass	D.J. Uiagalelei to Braden Galloway	Clemson
27	Pass	D.J. Uiagalelei to Amari Rodgers	Clemson
26	KOR	Brian Battie	South Florida
25	Pass	Chase Brice to Jalon Calhoun	Duke
25	KOR	Diamond Philyaw-Johnson	Duke
25	Pass	Jordan Travis to Tamorrion Terry	Florida State
24	Pass	D.J. Uiagalelei to Cornell Powell	Clemson
24	KOR	Travis Etienne	Clemson
24	KOR	DJ Turner	Pittsburgh
23	KOR	Hassan Hall	Louisville
23	Rush	Chase Brice	Duke
23	Pass	Chase Brice to Noah Gray	Duke
22	Pass	D.J. Uiagalelei to Travis Etienne	Clemson
22	Pass	Joey Yellen to Shockey Jacques-Louis	Pittsburgh
22	Rush	Johnny Ford	South Florida
22	Pass	Chase Brice to Noah Gray	Duke
22	KOR	Corey Wren	Florida State
21	KOR	Jashaun Corbin	Florida State
20	KOR	Terrence Horne	South Florida
20	KOR	Johnny Ford	South Florida

\* Touchdown play



## NOTRE DAME SCORING DRIVES

Date	Opponent	Qtr	Scoring Play	Plays-Yds	Time	Score (ND-Opp.)
9.12.20	Duke	2nd - 10:39	#23 K.Williams 1 yd rush (#39 J.Doerer kick)	12-96	04:37	7-3
		2nd - 00:00	#39 J.Doerer 48 yd FG	9-54	01:13	10-6
		3rd - 07:57	#23 K.Williams 26 yd rush (#39 J.Doerer kick)	7-59	03:32	17-6
		4th - 10:58	#3 A.Davis 17 yd pass from #12 I.Book (#39 J.Doerer kick)	15-83	06:14	24-13
		4th - 05:21	#39 J.Doerer 34 yd FG	6-40	03:45	27-13
9.19.20	South Florida	1st - 12:05	Ian Book 4 yd run (Jonathan Doerer kick)	7-55	2:50	7-0
		1st - 07:06	Chris Tyree 1 yd run (Jonathan Doerer kick)	7-43	3:24	14-0
		2nd - 14:25	Ian Book 1 yd run (Jonathan Doerer kick)	11-58	5:07	21-0
		2nd - 11:15	Flemister, C'Bo 26 yd run (Jonathan Doerer kick)	5-53	1:57	28-0
		2nd - 01:55	Ian Book 1 yd run (Jonathan Doerer kick)	4-25	0:54	35-0
		3rd - 06:34	Jonathan Doerer 22 yd field goal	10-60	3:21	38-0
		3rd - 03:23	Botelho, Jordan 1 yd blocked punt return (Jonathan Doerer kick)			45-0
		4th - 02:15	Jafar Armstrong 5 yd run (Goepferich, Dawson kick)	10-66	7:00	52-0
10.10.20	Florida State	1st - 10:43	Mayer,Michael 8 yd pass from Book,Ian (Doerer,Jonathan kick)	3-75	1:20	7-3
		1st - 06:10	Williams,Kyren 46 yd run (Doerer,Jonathan kick)	5-76	2:19	14-3
		2nd - 12:27	Williams,Kyren 1 yd run (Doerer,Jonathan kick)	8-75	3:11	21-17
		2nd - 05:25	Tyree,Chris 45 yd run (Doerer,Jonathan kick)	4-81	1:50	28-17
		2nd - 00:11	Lenzy,Braden 6 yd pass from Book,Ian (Doerer,Jonathan kick)	8-57	0:58	35-20
		3rd - 08:40	Book,Ian 3 yd run (Doerer,Jonathan kick)	8-73	3:39	42-26
10.17.20	Louisville	1st - 09:26	Jonathan Doerer 32 yd field goal	12-61	5:34	3-0
		1st - 00:30	Jonathan Doerer 30 yd field goal	15-76	7:09	6-0
		3rd - 03:43	Ian Book 13 yd run (Javon McKinley pass failed)	8-66	3:49	12-7
10.24.20	Pittsburgh	1st - 10:08	Ben Skowronek 34 yd pass from Ian Book (Jonathan Doerer kick)	11-75	4:52	7-0
		2nd - 10:37	Ben Skowronek 73 yd pass from Ian Book (Jonathan Doerer kick)	4-87	1:29	14-3
		2nd - 01:29	Kyren Williams 2 yd run (Jonathan Doerer kick)	8-46	3:42	21-3
		2nd - 00:11	Isaiah Foskey 0 yd blocked punt return (Jonathan Doerer kick)			28-3
		3rd - 07:34	Jonathan Doerer 21 yd field goal	14-72	6:10	31-3
		3rd - 04:22	Michael Mayer 14 yd pass from Ian Book (Jonathan Doerer kick)	4-49	2:01	38-3
10.31.20	Georgia Tech	3rd - 02:42	C'Bo Flemister 2 yd run (Jonathan Doerer kick)	4-35	1:33	45-3
		1st - 06:16	Joe Wilkins, Jr. 8 yd pass from Ian Book (Jonathan Doerer kick)	15-81	8:38	7-0
		2nd - 10:47	Kyren Williams 2 yd run (Jonathan Doerer kick)	7-75	3:48	14-7
		2nd - 01:49	Jonathan Doerer 32 yd field goal	8-35	2:10	17-7
		3rd - 10:43	Kyren Williams 4 yd run (Jonathan Doerer kick)	6-65	2:56	24-7
11.7.20	Clemson	4th - 12:59	C'Bo Flemister 3 yd run (Jonathan Doerer kick)	9-74	4:32	31-7
		1st - 14:27	Kyren Williams 65 yd run (Jonathan Doerer kick)	1-75	0:33	7-0
		1st - 05:55	Jonathan Doerer 24 yd field goal	10-49	6:24	10-0
		2nd - 13:09	Jonathan Doerer 27 yd field goal	13-66	6:02	13-7
		2nd - 05:53	Jer., Owusu-Koramoah 23 yd fumble recovery (Jonathan Doerer kick)			20-10
		2nd - 02:41	Jonathan Doerer 45 yd field goal	4- -2	2:25	23-10
		4th - 11:37	Jonathan Doerer 44 yd field goal	7-31	3:12	26-23
		4th - 00:22	Avery Davis 4 yd pass from Ian Book (Jonathan Doerer kick)	8-91	1:26	33-33
		OT - 15:00	Kyren Williams 3 yd run (Jonathan Doerer kick)	4-25	0:00	40-40
OT - 15:00	Kyren Williams 3 yd run (Jonathan Doerer kick)	6-25	0:00	47-40		



## OPPONENT SCORING DRIVES

Date	Opponent	Qtr	Scoring Play	Plays-Yds	Time	Score (ND-Opp.)
9.12.20	Duke	1st - 07:01	#44 C.Ham 29 yd FG	10-79	03:53	0-3
		2nd - 03:20	#44 C.Ham 30 yd FG	11-80	04:12	7-6
		3rd - 02:19	#8 C.Brice 2 yd rush (#44 C.Ham kick)	6-39	02:24	17-13
9.19.20	South Florida		NONE			
10.10.20	Florida State	1st - 12:03	Fitzgerald,Ryan 42 yd field goal	4-8	2:07	0-3
		1st - 02:51	Travis,Jordan 4 yd run (Fitzgerald,Ryan kick)	3-19	1:13	14-10
		1st - 00:38	Terry,Tamorriorion 48 yd pass from Travis,Jordan (Fitzgerald,Ryan kick)	4-71	1:13	14-17
		2nd - 01:17	Fitzgerald,Ryan 26 yd field goal	13-67	4:08	28-20
		3rd - 12:25	Webb,La'Damian 7 yd run (Terry,Tamorriorion pass failed)	7-75	2:35	35-26
10.17.20	Louisville	3rd - 07:37	Ford,Marshon 1 yd pass from Cunningham,Mali (Turner,Jason kick)	13-83	7:16	6-7
10.24.20	Pittsburgh	1st - 07:38	Alex Kessman 45 yd field goal	10-37	2:30	7-3
10.31.20	Georgia Tech	2nd - 14:42	Zamari Walton 93 yd fumble recovery (Jude Kelley kick)			7-7
		4th - 07:15	Jordan Mason 1 yd run (Adonicas Sanders rush failed)	8-69	2:42	31-13
11.7.20	Clemson	1st - 04:11	Powell,Cornell 53 yd pass from Uiagalelei,D.J. (Potter,B.T. kick)	4-75	1:44	10-7
		2nd - 08:32	Potter,B.T. 25 yd field goal	11-80	4:32	13-10
		2nd - 01:09	Potter,B.T. 45 yd field goal	6-47	1:32	23-13
		3rd - 12:15	Potter,B.T. 46 yd field goal	9-36	2:45	23-16
		3rd - 04:12	Allen,Davis 10 yd pass from Uiagalelei,D.J. (Potter,B.T. kick)	13-60	6:29	23-23
		4th - 09:42	Potter,B.T. 30 yd field goal	5-58	1:49	26-26
		4th - 03:33	Etienne,Travis 3 yd run (Potter,B.T. kick)	12-74	5:41	26-33
OT - 15:00	Uiagalelei,D.J. 1 yd run (Potter,B.T. kick)	2-25	0:00	33-40		

**NOTRE DAME****Rushing**

Had 500 or more yards:	at Boston College, 2017 (515)
Had 450 or more yards:	at Boston College, 2017 (515)
Had 400 or more yards:	at Boston College, 2017 (515)
Had 300 or more yards:	vs. Florida State, 2020 (353)
Had 70 or more rushing attempts:	vs. Michigan State, 1991 (76)
Had 60 or more rushing attempts:	vs. Navy, 2007 (63)
Had 50 or more rushing attempts:	at Pittsburgh, 2020 (50)
Had eight or more rush TDs:	vs. Pittsburgh, 1965 (9)
Had seven or more rush TDs:	at Boston College, 2017 (7)
Had six or more rush TDs:	vs. South Florida, 2020 (6)
Had five or more rush TDs:	vs. South Florida, 2020 (6)
Had four or more rush TDs:	vs. Florida State, 2020 (4)
Had two or more players with 200 rush yards in a game:	at Boston College, 2017 (Josh Adams 229, Brandon Wimbush 207)
Had three players with 100 rush yards in a game:	vs. Temple, 2017 (Josh Adams 161, DeShone Kizer 124, Brandon Wimbush 106)
Had two or more players with 100 rush yards in a game:	vs. Florida State, 2020 (Kyren Williams 185, Chris Tyree 103)
Had a quarterback rush for 100 yards in a game:	vs. Duke, 2019 (Ian Book, 139)

**Passing**

Had 500 or more yards:	at USC, 1970 (526)
Had 400 or more yards:	vs. New Mexico, 2019 (434)
Had 300 or more yards:	vs. Clemson, 2020 (310)
Had 50 or more pass attempts:	vs. Virginia Tech, 2019 (53)
Had 40 or more pass attempts:	vs. Boston College, 2019 (40)
Had 30 or more pass attempts:	vs. Clemson, 2020 (39)
Had 35 or more pass completions:	at Clemson, 2015 (35)
Had 30 or more pass completions:	at Clemson, 2015 (35)
Had 25 or more pass completions:	vs. Boston College, 2019 (26)
Had six or more passing TDs:	vs. Bowling Green, 2019 (6)
Had five or more passing TDs:	vs. Navy, 2019 (5)
Had four or more passing TDs:	at Stanford, 2019 (4)
Had three or more passing TDs:	at Pittsburgh, 2020 (3)
Had three or more passing TDs in a half:	at Stanford, 2019 (3)
Had five or more passes intercepted:	vs. USC, 1967 (7)
Had four or more passes intercepted:	at Arizona State, 2014 (4)
Had three or more passes intercepted:	vs. Ball State, 2018 (3)

**Receiving**

Had two players with 100 receiving yards in a game:	at Stanford, 2017 (Kevin Stepherson - 112, Equanimeous St. Brown - 111)
Had a player with over 150 receiving yards in a game:	vs. Wake Forest, 2017 (Chase Claypool - 180)
Had two players with 10 catches in a game:	vs. BYU, 2005 (Maurice Stovall - 14, Jeff Samardzija - 10)

**Combination Offense**

Had a 400-yard passer and 100-yard rusher in a game:	vs. Syracuse, 2016 (DeShone Kizer - 471, Josh Adams - 102)
Had a 300-yard passer and 100-yard rusher in a game:	vs. Clemson, 2020 (Ian Book - 310, Kyren Williams - 140)
Had a 400-yard passer and 100-yard receiver in a game:	vs. Syracuse, 2016 (DeShone Kizer - 471, Equanimeous St. Brown - 182)
Had a 300-yard passer and 100-yard receiver in a game:	vs. Clemson, 2020 (Ian Book - 310, Javon McKinley - 102)
Had a 400-yard passer, 100-yard rusher and 100-yard receiver in a game:	vs. Syracuse, 2016 (DeShone Kizer - 471, Josh Adams - 102, Equanimeous St. Brown - 182)
Had a 300-yard passer, 100-yard rusher and 100-yard receiver in a game:	vs. Clemson, 2020 (Ian Book - 310, Kyren Williams - 140 rushing, Javon McKinley - 102 receiving)
Had a 200-yard passer, 100-yard rusher and 100-yard receiver in a game:	vs. Clemson, 2020 (Ian Book - 310, Kyren Williams - 140 rushing, Javon McKinley - 102 receiving)
Had a 400-yard passer and 100-yard rusher in a game:	vs. Syracuse, 2016 (DeShone Kizer - 471, Josh Adams - 102)
Had a 200-yard passer and 100-yard rusher in a game:	vs. Clemson, 2020 (Ian Book - 310, Kyren Williams - 140)
Had a 100-yard receiver and 100-yard rusher in a game:	vs. Clemson, 2020 (Kyren Williams - 140 rushing, Javon McKinley - 102 receiving)

**Total Offense**

Had 700 or more yards total offense:	vs. Wake Forest, 2017 (710)
Had 650 or more yards total offense:	vs. Wake Forest, 2017 (710)
Had 600 or more yards total offense:	vs. Wake Forest, 2017 (710)
Had 500 or more yards total offense:	vs. Clemson, 2020 (518)
Had 400 or more yards total offense:	vs. Clemson, 2020 (518)
Had 100 or more plays total offense:	vs. Pittsburgh, 2012 (104)
Had 85 or more plays total offense:	vs. Boston College, 2019 (85)
Had 75 or more plays total offense:	vs. Clemson, 2020 (79)

**Scoring**

Scored 60 or more points:	vs. New Mexico, 2019 (66)
Scored 50 or more points:	vs. South Florida, 2020 (52)
Scored 40 or more points:	vs. Clemson, 2020 (47)
Scored 30 or more points:	vs. Clemson, 2020 (47)
Scored a two-point conversion:	vs. LSU (Citrus Bowl), 2017
Allowed 60 or more points:	Never
Allowed 50 or more points:	at Texas, 2016 (50)
Allowed 40 or more points:	vs. Clemson, 2020 (40)
Allowed 30 or more points:	vs. Clemson, 2020 (40)
Was held scoreless:	at Boston College, 2008 (17-0)
Was held scoreless at home:	USC, 2007 (38-0)
Was held scoreless on the road:	at Boston College, 2008 (17-0)
Was held without offensive touchdown:	vs. Clemson, 2019 Cotton Bowl (30-3)
Was held without offensive touchdown on the road:	at NC State, 2016 (10-3)
Was held without offensive touchdown at home:	vs. USC, 2007 (38-0)
Held opponent scoreless:	vs. South Florida, 2020 (52-0)
Held opponent scoreless at home:	vs. South Florida, 2020 (52-0)
Held opponent scoreless on the road:	at Purdue, 1993 (17-0)
Held opponent without offensive touchdown:	at Pittsburgh, 2020 (45-3)
Held opponent without offensive touchdown on the road/neutral:	at Pittsburgh, 2020 (45-3)
Held opponent without offensive touchdown at home:	vs. South Florida, 2020 (52-0)
Held opponent scoreless at neutral site:	vs. Maryland (Giants Stadium - East Rutherford, NJ), 2002 (22-0)
Held two or more opponents scoreless in a season:	2002 vs. Maryland (22-0) vs. Rutgers (42-0)
Held three or more opponents scoreless in a season:	1976 vs. Purdue (23-0) at Northwestern (49-0), vs. Oregon (41-0)
Held four or more opponents scoreless in a season:	1966 vs. Army (35-0) vs. North Carolina (32-0), at Oklahoma (38-0), vs. Pittsburgh (40-0) vs. Duke (64-0), at USC (51-0)
Held five or more opponents scoreless in a season:	1966 vs. Army (35-0) vs. North Carolina (32-0), at Oklahoma (38-0), vs. Pittsburgh (40-0) vs. Duke (64-0), at USC (51-0)
Held six or more opponents scoreless in a season:	1966 vs. Army (35-0) vs. North Carolina (32-0), at Oklahoma (38-0), vs. Pittsburgh (40-0) vs. Duke (64-0), at USC (51-0)
Had multiple players with multiple TDs in a game:	vs. Florida State, 2018 (Dexter Williams - 2, Alizé Mack - 2)

**Turnovers**

Did not commit a turnover:	at Pittsburgh, 2020
Committed six or more turnovers:	vs. Navy, 1984 (6)
Committed five or more turnovers:	vs. Boston College, 2015 (5)
Lost four or more fumbles:	vs. Michigan State, 1999 (4)
Lost three or more fumbles:	at Clemson, 2015 (3)
Recorded six or more takeaways:	vs. Michigan, 2012 (6)
Recorded five or more takeaways:	vs. Virginia, 2019 (5)
Returned two or more interceptions for TDs:	vs. Stanford, 2002 (2) (Shane Walton - 18 yards, Courtney Watson - 34 yards)
Returned an interception for a TD:	vs. New Mexico (2019) (Kyle Hamilton - 54 yards)
Returned a fumble for a TD:	vs. Clemson, 2020 (1) (Jeremiah Owusu-Koramoah - 23 yards)

**Defense**

Held opponent to 50 or fewer rushing yards:	vs. Clemson, 2020 (34)
Held opponent to 100 or fewer passing yards:	vs. Boston College, 2019 (63)
Held opponent to 200 or fewer passing yards:	at Georgia Tech, 2020 (150)
Held opponent to 300 or fewer yards total offense:	at Georgia Tech, 2020 (238)
Held opponent to 200 or fewer yards total offense:	at Pittsburgh, 2020 (162)
Intercepted five or more passes:	vs. Michigan, 2012 (5)
Intercepted four or more passes:	vs. Rutgers (Pinstripe Bowl), 2013 (4)
Intercepted three or more passes:	at Pittsburgh, 2020 (3)
Forced five or more fumbles:	at Louisville, 2019 (5)
Forced four or more fumbles:	vs. Navy, 2019 (4)
Forced three or more fumbles:	vs. Navy, 2019 (4)
Scored a safety:	at North Carolina, 2017
Recorded nine or more sacks:	vs. Rutgers, 1996 (9)
Recorded eight or more sacks:	vs. Virginia, 2019 (8)
Recorded seven or more sacks:	vs. Virginia, 2019 (8)
Recorded six or more sacks:	vs. Virginia, 2019 (8)
Recorded five or more sacks:	at Georgia Tech, 2020 (5)
Held opponent to 10 or fewer first downs:	at Duke, 2019 (10)

**Special Teams**

Returned a punt for a TD:	vs. Massachusetts, 2015 (C.J. Sanders, 50 yards)
Returned a blocked punt for a TD:	at Pittsburgh, 2020 (Isaiah Foskey, 0 yards)
Returned a kickoff for a TD:	vs. Syracuse, 2016 (C.J. Sanders, 93 yards)
Returned a blocked FG for a TD:	at Air Force, 2006 (Terrail Lambert, 76 yards)
Blocked a punt:	at Pittsburgh, 2020 (Isaiah Foskey)
Punted 10 or more times:	at Michigan, 2019 (10)
Did not punt:	vs. Navy, 2013
Blocked a field goal:	vs. Bowling Green, 2019 (Julian Okwara)
Had a field goal blocked:	at Texas, 2016
Blocked a PAT kick:	vs. Florida State, 2018 (Jerry Tillery)
Scored on a blocked PAT attempt:	vs. Florida State, 2018 (Julian Love)
Missed a kicking PAT:	vs. Syracuse, 2018
Had a kicking PAT blocked:	vs. Florida State, 2018
Opponent scored on a blocked PAT attempt:	vs. Northwestern, 2014
Had a punt blocked:	at Northwestern, 2018

**Miscellaneous**

Had 30 or more first downs:	vs. Wake Forest, 2017 (30)
Had 25 or more first downs:	at Pittsburgh, 2020 (28)
Had 20 or more first downs:	vs. Clemson, 2020 (22)
Was not penalized:	at LSU, 1997
Had 10 or more penalties:	at Stanford, 2019 (11)
Had 120 or more yards in penalties:	at Rutgers, 2000 (120)
Had 40 minutes or more of possession time:	at Pittsburgh, 2020 (40:59)
Had 35 minutes or more of possession time:	at Georgia Tech, 2020 (36:54)
Was involved in a tie game:	at USC, 1994 (17-17)
Was involved in an overtime game:	vs. Clemson, 2020 (47-40)
Was involved in a double overtime game:	vs. Clemson, 2020 (47-40)
Was involved in a triple overtime game:	vs. Pittsburgh, 2012 (29-26)
Was involved in a quadruple overtime game:	vs. Pittsburgh, 2008 (33-36)





A NOTRE DAME PLAYER

Rushing

Table with 2 columns: Rushing achievement and player/game/year. Includes records like 'Rushed for 250 or more yards: Julius Jones at Pittsburgh, 2003 (262)'.

Passing

Table with 2 columns: Passing achievement and player/game/year. Includes records like 'Passed for 500 or more yards: Joe Theismann at USC, 1970 (526)'.

Receiving

Table with 2 columns: Receiving achievement and player/game/year. Includes records like 'Caught 15 or more passes: Never'.

Total Offense

Table with 2 columns: Total offense achievement and player/game/year. Includes records like 'Had 500 or more yards total offense: Joe Theismann at USC, 1970 (512)'.

Scoring

Table with 2 columns: Scoring achievement and player/game/year. Includes records like 'Accounted for six or more touchdowns: Ian Book vs. New Mexico, 2019 (1 rushing, 5 passing)'.

Defense

Table with 2 columns: Defense achievement and player/game/year. Includes records like 'Intercepted three or more passes: Harrison Smith vs. Miami (Fla.), 2010 (3)'.

Special Teams

Table with 2 columns: Special teams achievement and player/game/year. Includes records like 'Scored 17 or more points kicking: Jonathan Doerer vs. Clemson, 2020 (17)'.

AN OPPOSING TEAM

Rushing

Table with 2 columns: Rushing achievement and player/game/year. Includes records like 'Had 400 or more yards: Pittsburgh, 1975 (411)'.

Passing

Table with 2 columns: Passing achievement and player/game/year. Includes records like 'Had 400 or more yards: Clemson, 2020 (439)'.

**Receiving**

Had two players with 100 receiving yards in a game: Clemson, 2020  
(Cornell Powell - 161, Amari Rodgers - 134)

**Total Offense**

Had 600 or more yards total offense: Ohio State, 2006 Fiesta Bowl (617)  
Had 500 or more yards total offense: Wake Forest, 2017 (587)  
Had 400 or more yards total offense: Clemson, 2020 (473)  
Had 90 or more plays: Wake Forest, 2018 (92)  
Had 80 or more plays: Virginia Tech, 2018 (85)  
Had 75 or more plays: Clemson, 2020 (77)

**Scoring**

Scored 60 or more points: Never  
Scored 50 or more points: Texas, 2016 (50)  
Scored 40 or more points: Clemson, 2020 (40)  
Scored 30 or more points: Clemson, 2020 (40)  
Scored a two-point conversion: Navy, 2018

**Turnovers**

Did not commit a turnover: Louisville, 2020  
Had three or more fumbles lost: Clemson, 2020 (3)  
Intercepted five or more passes: USC, 1967 (7)  
Intercepted four or more passes: Arizona State, 2014 (4)  
Intercepted three or more passes: Ball State, 2018 (3)  
Returned an interception for a TD: at Miami, Fla., 2017  
(Trajan Bandy - 65 yards)  
Returned a fumble for a TD: at Georgia Tech, 2020  
(Zamari Walton - 93 yards)

**Defense**

Held ND to 10 or fewer first downs: at NC State, 2016 (10)  
Scored a safety: vs. Stanford, 2016  
Held ND to 50 or fewer rushing yards: at Michigan, 2019 (47)  
Held ND to 200 or fewer passing yards: at Georgia Tech, 2020 (199)  
Held ND to 100 or fewer passing yards: at Boston College, 2017 (96)  
Held ND to 300 or fewer yards total offense: Michigan, 2019 (180)  
Held ND to 200 or fewer yards total offense: at Michigan, 2019 (180)

**Special Teams**

Returned a punt for a TD: at USC, 2016 (Adore Jackson - 55 yards)  
Returned a blocked punt for a TD: NC State, 2017  
(Germaine Pratt - 0 yards)  
Returned a kickoff for a TD: Pittsburgh, 2018 (Maurice French - 99 yards)  
Returned a punt for TD and kickoff for TD in same game: at USC, 2016  
(Adore Jackson - 55 yd PR; 97 yd KO)  
Punted 10 or more times: Boston College, 2010 (11)  
Did not punt: Miami (Fla.), 1985  
Missed a kicking PAT: Massachusetts, 2015

**Miscellaneous**

Had 30 or more first downs: Wake Forest, 2017 (34)  
Had 20 or more first downs: Clemson, 2020 (22)  
Had 10 or more penalties: Pittsburgh, 2020 (12)  
Had 100 or more yards in penalties: Georgia, 2017 (127)  
Had 35 minutes or more of possession time: Navy, 2019 (36:00)  
Had one 100-yard receiver and one 100-yard rusher: Wake Forest, 2017  
(Matt Colburn, 120 rushing; Anthony Bachman, 116 receiving)

**AN OPPOSING PLAYER****Rushing**

Rushed for 300 or more yards: Tony Dorsett, Pittsburgh, 1975 (303)  
Rushed for 200 or more yards: Alexander Teich, Navy, 2010 (210)  
Rushed for 150 or more yards: Tyler Gaffney, Stanford, 2013 (189)  
Rushed for 100 or more yards: Malcolm Perry, Navy, 2019 (138)  
Rushed 40 or more times: Craig Heyward, Pittsburgh, 1987 (42)  
Rushed 30 or more times: Tyler Gaffney, Stanford, 2013 (33)  
Rushed 25 or more times: Malcolm Perry, Navy, 2019 (25)  
Rushed for five or more TDs: Walter Reyes, Syracuse, 2003 (5)  
Rushed for four or more TDs: Ezekiel Elliott, Ohio State (Fiesta Bowl), 2015 (4)  
Rushed for three or more TDs: Tyrone Swoopes, Texas, 2016 (3)  
Rushed for two or more TDs: Zach Charbonnet, at Michigan, 2019 (2)  
Had a run of 80 or more yards: Jeff Smith, Boston College, 2015 (80)  
Had a run of 70 or more yards: Gerald Holmes, Michigan State, 2016 (73)  
Had a run of 60 or more yards: Gerald Holmes, Michigan State, 2016 (73)  
Had a run of 50 or more yards: Malcolm Perry, Navy, 2018 (58)

**Passing**

Passed for 500 or more yards: Never  
Passed for 400 or more yards: D.J. Uiagalelei, Clemson, 2020 (439)  
Passed for 300 or more yards: D.J. Uiagalelei, Clemson, 2020 (439)  
Attempted 60 or more passes: Andy Kelly, Tennessee, 1990 (60)  
Attempted 50 or more passes: JT Daniels, USC, 2018 (51)  
Attempted 40 or more passes: D.J. Uiagalelei, Clemson, 2020 (44)  
Completed 30 or more passes: Bryce Perkins, Virginia, 2019 (30)  
Completed 20 or more passes: D.J. Uiagalelei, Clemson, 2020 (29)  
Threw six or more TDs: Cody Kessler, USC, 2014 (6)  
Threw five or more TDs: Cody Kessler, USC, 2014 (6)  
Threw four or more TDs: KJ Costello, Stanford, 2017 (4)  
Threw three or more TDs: KJ Costello, Stanford, 2017 (4)  
Completed a pass of 90 or more yards: Kyle Orton, Purdue, 2004 (97)  
Completed a pass of 80 or more yards: Cody Kessler, USC, 2015 (83)  
Completed a pass of 70 or more yards: Eric Dungey, Syracuse, 2016 (72)  
Completed a pass of 60 or more yards: Eric Dungey, Syracuse, 2016 (72)  
Completed a pass of 50 or more yards: D.J. Uiagalelei, Clemson, 2020 (53)

**Receiving**

Caught 15 or more passes: Jalen Saunders, Oklahoma, 2012 (15)  
Caught 10 or more passes: Michael Wilson, Stanford, 2019 (10)  
Caught seven or more passes: Amari Rodgers and Travis Etienne, Clemson, 2020 (both 8)  
Had 200 or more yards receiving: Selwyn Lymon, Purdue, 2006 (238)  
Had 150 or more yards receiving: Cornell Powell, Clemson, 2020 (161)  
Had 100 or more yards receiving: Cornell Powell (161) and Amari Rodgers (134), Clemson, 2020  
Caught three or more TD passes: Jeremy Gallon, Michigan, 2013 (3)  
Caught two or more TD passes: James Gardner, Miami (Ohio), 2017 (2)

**Scoring**

Accounted for six or more touchdowns: Cody Kessler, USC, 2014 (6 passing, 0 rushing)  
Accounted for five or more touchdowns: Eric Dungey, Syracuse, 2016 (2 passing, 3 rushing)  
Accounted for four or more touchdowns: KJ Costello, Stanford, 2017 (4 passing, 0 rushing)  
Accounted for three or more touchdowns: D.J. Uiagalelei, Clemson, 2020 (2 passing, 1 rushing)

**Defense**

Intercepted three or more passes: Rod Johnson, North Carolina State, 2003 (3)  
Intercepted two or more passes: Justin Simmons, Boston College, 2015 (2)  
Recorded three or more sacks: Bradley Chubb, NC State, 2016 (3.0)  
Recorded two or more sacks: Monty Montgomery, Louisville, 2020 (2.0)

**Special Teams**

Kicked four or more field goals: B.T. Potter, Clemson, 2020 (4)  
Kicked a field goal 50 or more yards: Matt Payne, BYU, 2004 (53)  
Kicked a punt of 65 or more yards: Jake Bailey, Stanford, 2017 (65)  
Totalled 100 or more kick return yards: Damond Philyaw-Johnson, Duke, 2019 (122)



Team Statistics	ND	OPP
SCORING	256	102
Points Per Game	36.6	14.6
Points Off Turnovers	45	17
FIRST DOWNS	169	111
Rushing	85	38
Passing	69	61
Penalty	15	12
RUSHING YARDAGE	1594	596
Yards gained rushing	1733	822
Yards lost rushing	139	226
Rushing Attempts	312	212
Average Per Rush	5.1	2.8
Average Per Game	227.7	85.1
TDs Rushing	21	6
PASSING YARDAGE	1547	1480
Comp-Att-Int	116-194-1	122-222-4
Average Per Pass	8.0	6.7
Average Per Catch	13.3	12.1
Average Per Game	221.0	211.4
TDs Passing	8	4
TOTAL OFFENSE	3141	2076
Total Plays	506	434
Average Per Play	6.2	4.8
Average Per Game	448.7	296.6
KICK RETURNS: #-Yards	12-272	27-476
PUNT RETURNS: #-Yards	8-96	9-22
INT RETURNS: #-Yards	4-39	1-0
KICK RETURN AVERAGE	22.7	17.6
PUNT RETURN AVERAGE	12.0	2.4
INT RETURN AVERAGE	9.8	0.0
FUMBLES-LOST	7-4	11-6
PENALTIES-Yards	32-273	44-379
Average Per Game	39.0	54.1
PUNTS-Yards	24-993	38-1441
Average Per Punt	41.4	37.9
Net punt average	39.6	34.9
KICKOFFS-Yards	47-2764	25-1581
Average Per Kick	58.8	63.2
Net kick average	42.8	39.4
TIME OF POSSESSION/Game	34:02	25:58
3RD-DOWN Conversions	56/103	23/93
3rd-Down Pct	54%	25%
4TH-DOWN Conversions	5/8	6/14
4th-Down Pct	62%	43%
SACKS BY-Yards	19-125	13-58
MISC YARDS	0	-2
TOUCHDOWNS SCORED	32	11
FIELD GOALS-ATTEMPTS	11-14	9-11
ON-SIDE KICKS	0-0	1-1
RED-ZONE SCORES	(30-39) 77%	(13-16) 81%
RED-ZONE TOUCHDOWNS	(22-39) 56%	(8-16) 50%
PAT-ATTEMPTS	(31-31) 100%	(9-9) 100%
ATTENDANCE	51784	16451
Games/Avg Per Game	5/10357	2/8226
Neutral Site Games		0/0

Score by Quarters	1st	2nd	3rd	4th	OT	Total
Notre Dame	58	96	54	34	14	256
Opponents	30	19	30	16	7	102



<b>Rushing</b>	gp-gs	att	gain	loss	net	avg	td	lg	avg/g
Kyren Williams	7-7	128	767	27	740	5.8	10	65	105.7
Ian Book	7-7	65	338	59	279	4.3	5	20	39.9
Chris Tyree	7-0	42	277	17	260	6.2	2	45	37.1
Flemister, C	6-0	43	244	4	240	5.6	3	31	40.0
Jay Bramblett	7-0	2	21	0	21	10.5	0	14	3.0
Smith, J	1-0	5	15	0	15	3.0	0	7	15.0
Javon McKinley	7-7	1	15	0	15	15.0	0	15	2.1
Avery Davis	7-3	1	10	0	10	10.0	0	10	1.4
Braden Lenzy	4-1	3	8	0	8	2.7	0	3	2.0
Jafar Armstrong	7-0	17	30	22	8	0.5	1	9	1.1
Pyne, D	2-0	1	4	0	4	4.0	0	4	2.0
Tommy Tremble	7-6	1	4	0	4	4.0	0	4	0.6
Clark, B	1-0	1	0	4	-4	-4.0	0	0	-4.0
TEAM	4-0	2	0	6	-6	-3.0	0	0	-1.5
<b>Total</b>	7	312	1733	139	1594	5.1	21	65	227.7
<b>Opponents</b>	7	212	822	226	596	2.8	6	42	85.1

<b>Passing</b>	gp-gs	effic	comp	att	in	pct	yds	td	lg	avg/g
Ian Book	7-7	141.45	114	189	1	60.3	1535	8	75	219.3
Clark, B	1-0	52.93	1	3	0	33.3	7	0	7	7.0
Pyne, D	2-0	71.00	1	2	0	50.0	5	0	5	2.5
<b>Total</b>	7	139.35	116	194	1	59.8	1547	8	75	221.0
<b>Opponents</b>	7	113.30	122	222	4	55.0	1480	4	55	211.4

<b>Receiving</b>	gp-gs	no.	yds	avg	td	lg	avg/g
Michael Mayer	7-2	20	235	11.8	2	29	33.6
Javon McKinley	7-7	19	366	19.3	0	45	52.3
Avery Davis	7-3	16	207	12.9	2	53	29.6
Tommy Tremble	7-6	15	158	10.5	0	27	22.6
Kyren Williams	7-7	13	178	13.7	0	75	25.4
Ben Skowronek	6-5	9	176	19.6	2	73	29.3
Braden Lenzy	4-1	6	63	10.5	1	22	15.8
Wilkins, J	7-0	5	47	9.4	1	15	6.7
Jafar Armstrong	7-0	3	38	12.7	0	20	5.4
Brock Wright	7-4	3	21	7.0	0	11	3.0
Chris Tyree	7-0	2	15	7.5	0	12	2.1
Kevin Austin	2-0	1	18	18.0	0	18	9.0
Flemister, C	6-0	1	9	9.0	0	9	1.5
Takacs, G	6-0	1	7	7.0	0	7	1.2
Bauman, K	2-0	1	5	5.0	0	5	2.5
Keys III, L	5-0	1	4	4.0	0	4	0.8
<b>Total</b>	7	116	1547	13.3	8	75	221.0
<b>Opponents</b>	7	122	1480	12.1	4	55	211.4

<b>Punt Returns</b>	no.	yds	avg	td	lg
Matt Salerno	4	13	3.2	0	7
Keys III, L	2	-3	-1.5	0	3
Osita Ekwonu	1	54	54.0	0	0
Isaiah Foskey	1	31	31.0	1	0
Jordan Botelho	0	1	0.0	1	1
<b>Total</b>	8	96	12.0	2	7
<b>Opponents</b>	9	22	2.4	0	13

<b>Interceptions</b>	no.	yds	avg	td	lg
Jer., Owusu-Koram	1	0	0.0	0	0
Bo Bauer	1	16	16.0	0	16
Shaun Crawford	1	23	23.0	0	23
Nick McCloud	1	0	0.0	0	0
<b>Total</b>	4	39	9.8	0	23
<b>Opponents</b>	1	0	0.0	0	0

<b>Kick Returns</b>	no.	yds	avg	td	lg
Chris Tyree	11	236	21.5	0	38
Jafar Armstrong	1	36	36.0	0	36
<b>Total</b>	12	272	22.7	0	38
<b>Opponents</b>	27	476	17.6	0	32

<b>Fumble Returns</b>	no.	yds	avg	td	lg
Jer., Owusu-Koram	1	23	23.0	1	23
Nick McCloud	1	3	3.0	0	3
<b>Total</b>	2	26	13.0	1	23
<b>Opponents</b>	1	93	93.0	1	93



Scoring	td	fg	PAT				dx	saf	pts
			kick	rush	rcv	pass			
Jonathan Doerer	-	11-14	30-30	-	-	-	-	63	
Kyren Williams	10	-	-	-	-	-	-	60	
Ian Book	5	-	-	-	-	0-1	-	30	
Flemister, C	3	-	-	-	-	-	-	18	
Chris Tyree	2	-	-	-	-	-	-	12	
Avery Davis	2	-	-	-	-	-	-	12	
Ben Skowronek	2	-	-	-	-	-	-	12	
Michael Mayer	2	-	-	-	-	-	-	12	
Jordan Botelho	1	-	-	-	-	-	-	6	
Wilkins, J	1	-	-	-	-	-	-	6	
Braden Lenzy	1	-	-	-	-	-	-	6	
Isaiah Foskey	1	-	-	-	-	-	-	6	
Jafar Armstrong	1	-	-	-	-	-	-	6	
Jer., Owusu-Koram	1	-	-	-	-	-	-	6	
Goepferich, D	-	-	1-1	-	-	-	-	1	
Total	32	11-14	31-31	-	-	0-1	-	256	
Opponents	11	9-11	9-9	0-1	-	0-1	-	102	

Total Offense	g	plays	rush	pass	total	avg/g
Ian Book	7	254	279	1535	1814	259.1
Kyren Williams	7	128	740	0	740	105.7
Chris Tyree	7	42	260	0	260	37.1
Flemister, C	6	43	240	0	240	40.0
Jay Bramblett	7	2	21	0	21	3.0
Smith, J	1	5	15	0	15	15.0
Javon McKinley	7	1	15	0	15	2.1
Avery Davis	7	1	10	0	10	1.4
Pyne, D	2	3	4	5	9	4.5
Braden Lenzy	4	3	8	0	8	2.0
Jafar Armstrong	7	17	8	0	8	1.1
Tommy Tremble	7	1	4	0	4	0.6
Clark, B	1	4	-4	7	3	3.0
TEAM	4	2	-6	0	-6	-1.5
Total	7	506	1594	1547	3141	448.7
Opponents	7	434	596	1480	2076	296.6

Field Goals	fg	pct.	01-19	20-29	30-39	40-49	50-99	lg	blk
Jonathan Doerer	11-14	78.6	0-0	4-4	4-5	3-4	0-1	48	0

FG Sequence	Notre Dame	Opponents
Duke	(48),(34)	(29),(30)
South Fla.	38,(22)	-
Florida St.	45	(42),(26)
Louisville	(32),(30)	52
Pitt	(21)	(45)
Georgia Tech	(32)	44
Clemson	(24),(27),(45),57,(44)	(25),(45),(46),(30)

Numbers in (parentheses) indicate field goal was made.

Punting	no.	yds	avg	lg	tb	fc	i2050+	blk
Jay Bramblett	24	993	41.4	54	1	9	4	3
Total	24	993	41.4	54	1	9	4	3
Opponents	38	144	37.9	60	1	17	14	6

Kickoffs	no.	yds	avg	tb	ob	retn	net ydln
Jonathan Doerer	45	264	58.8	11	1		
Goepferich, D	2	116	58.0	0	0		
Total	47	276	58.8	11	1	117.6	42.8
Opponents	25	158	63.2	13	0	22.7	39.4



All Purpose	g	rush	rcv	pr	kr	ir	total	avg/g
Kyren William	7	740	178	0	0	0	918	131.1
Chris Tyree	7	260	15	0	236	0	511	73.0
Javon McKinl	7	15	366	0	0	0	381	54.4
Ian Book	7	279	0	0	0	0	279	39.9
Flemister, C	6	240	9	0	0	0	249	41.5
Michael Maye	7	0	235	0	0	0	235	33.6
Avery Davis	7	10	207	0	0	0	217	31.0
Ben Skowron	6	0	176	0	0	0	176	29.3
Tommy Trem	7	4	158	0	0	0	162	23.1
Jafar Armstro	7	8	38	0	36	0	82	11.7
Braden Lenzy	4	8	63	0	0	0	71	17.8
Osita Ekwonu	5	0	0	54	0	0	54	10.8
Wilkins, J	7	0	47	0	0	0	47	6.7
Isaiah Foskey	7	0	0	31	0	0	31	4.4
Shaun Crawf	7	0	0	0	0	23	23	3.3
Brock Wright	7	0	21	0	0	0	21	3.0
Jay Bramblett	7	21	0	0	0	0	21	3.0
Kevin Austin	2	0	18	0	0	0	18	9.0
Bo Bauer	7	0	0	0	0	16	16	2.3
Smith, J	1	15	0	0	0	0	15	15.0
Matt Salerno	6	0	0	13	0	0	13	2.2
Takacs, G	6	0	7	0	0	0	7	1.2
Bauman, K	2	0	5	0	0	0	5	2.5
Pyne, D	2	4	0	0	0	0	4	2.0
Jordan Botelh	6	0	0	1	0	0	1	0.2
Keys III, L	5	0	4	-3	0	0	1	0.2
Clark, B	1	-4	0	0	0	0	-4	-4.0
,TEAM	4	-6	0	0	0	0	-6	-1.5
Total	7	1594	1547	96	272	39	3548	506.9
Opponents	7	596	1480	22	476	0	2828	404.0



##	Defensive Leaders	gp-gs	Tackles				tfl/yds	Sacks no-yds	Pass defense			Fumbles		blkd	
			ua	a	tot				int-yds	brup	qbh	rcv-yds	ff	kick	saf
1H	Kyle Hamilton	6-6	32	4	36	3.5-11	.	.	3	2	.	.	.	.	
6	Jer., Owusu-Koramoah	7-7	24	11	35	8.5-34	1.5-11	1-0	.	2	1-23	2	.	.	
40	Drew White	7-7	16	15	31	4.0-6	.	.	1	2	.	.	.	.	
2C	Shaun Crawford	7-7	20	5	25	3.0-16	1.0-8	1-23	4	.	1-0	.	.	.	
4M	Nick McCloud	7-6	16	4	20	2.0-3	.	1-0	5	.	2-3	.	.	.	
2T	TaRiq Bracy	5-5	20	.	20	2.0-7	.	.	3	.	.	.	.	.	
2K	Jack Kiser	6-1	11	4	15	2.0-4	.	.	.	1	.	.	.	.	
5B	Bo Bauer	7-0	9	6	15	2.0-8	1.0-7	1-16	.	3	.	.	.	.	
9	Daelin Hayes	7-7	10	3	13	5.0-27	3.0-19	.	.	3	.	2	.	.	
91	Adetokunbo Ogundeji	7-7	7	5	12	3.5-17	3.5-17	.	.	4	1-0	.	.	.	
7F	Isaiah Foskey	7-0	8	4	12	4.0-31	3.5-30	.	1	4	.	.	1	.	
2L	Clarence Lewis	7-2	12	.	12	1.0-3	.	.	3	.	.	.	.	.	
31	Jack Lamb	7-0	9	2	11	.	.	.	.	2	.	.	.	.	
1A	Justin Ademilola	7-0	6	4	10	1.0-2	.	.	.	.	.	.	.	.	
95	M. Tagovailoa-Amosa	6-5	8	2	10	4.0-15	1.0-6	.	.	1	1-0	.	.	.	
33	Shayne Simon	6-5	8	2	10	1.0-1	.	.	3	1	.	.	.	.	
29	Ovie Oghoufo	6-0	6	3	9	1.5-9	1.5-9	.	.	1	.	.	.	.	
3G	Houston Griffith	7-2	9	.	9	1.0-4	.	.	.	.	.	.	.	.	
41	Kurt Hinish	7-7	9	.	9	5.0-17	1.0-5	.	.	1	.	.	.	.	
1M	Moala, P	3-0	5	2	7	.	.	.	.	.	.	.	.	.	
1B	DJ Brown	7-0	7	.	7	.	.	.	2	1	.	.	.	.	
2B	JD Bertrand	7-0	4	2	6	.	.	.	.	.	.	.	.	.	
1P	Isaiah Pryor	7-0	5	.	5	1.0-7	1.0-7	.	.	1	.	1	.	.	
5C	Howard Cross III	7-0	3	2	5	.	.	.	.	1	.	.	.	.	
1J	Jordan Botelho	6-0	2	2	4	.	.	.	.	.	.	.	.	.	
54	Jacob Lacey	7-0	1	3	4	1.0-2	.	.	1	.	.	.	.	.	
57	Jayson Ademilola	6-2	1	3	4	.	.	.	.	4	.	.	.	.	
35	Marist Liufau	5-1	1	3	4	.	.	.	.	1	.	.	.	.	
3E	Osita Ekwonu	5-0	2	1	3	.	.	.	.	.	.	.	1	.	
5	Hart, C	5-0	2	1	3	.	.	.	2	.	.	.	.	.	
1W	Wallace, K	2-0	2	1	3	1.0-4	.	.	.	.	.	.	.	.	
99	Rylie Mills	5-0	.	2	2	.	.	.	.	.	.	.	.	.	
TM	,TEAM	4-0	2	.	2	1.0-3	.	.	.	.	.	.	.	.	
9E	Ehrensberger,Al	1-0	2	.	2	2.0-7	1.0-6	.	.	.	.	.	.	.	
19	Jay Bramblett	7-0	1	.	1	.	.	.	.	.	.	.	.	.	
4	Kevin Austin	2-0	1	.	1	.	.	.	.	.	.	.	.	.	
65	Michael Vinson	7-0	.	1	1	.	.	.	.	.	.	.	.	.	
Total			7	281	97	378	60-238	19-125	4-39	28	35	6-26	5	2	.
Opponents			7	328	132	460	42-138	13-58	1-0	14	22	4-93	6	.	.



## TEAM STATISTICS

Date	Opponent	Rushing				Receiving				Passing				Kick Returns				Punt Returns				tot off		
		no.	yds	td	lg	no.	yds	td	lg	cmp	att	int	yds	td	lg	no.	yds	td	lg	no.	yds		td	lg
Sep 12	DUKE	42	178	2	26	19	263	1	75	19	31	1	263	1	75	4	90	0	38	1	3	0	3	441
Sep 19	SOUTH FLA.	45	281	6	31	13	149	0	27	13	21	0	149	0	27	1	14	0	14	2	62	1	7	430
Oct 10	FLORIDA ST.	42	353	4	65	16	201	2	38	16	25	0	201	2	38	3	90	0	36	1	-6	0	0	554
Oct 17	LOUISVILLE	49	232	1	24	11	106	0	18	11	19	0	106	0	18	1	22	0	22	0	0	0	0	338
10/24/20	at Pitt	50	115	2	18	17	319	3	73	17	33	0	319	3	73	1	17	0	17	3	32	1	1	434
Oct 31	at Georgia Tech	44	227	3	21	18	199	1	34	18	26	0	199	1	34	2	39	0	20	0	0	0	0	426
Nov 07	CLEMSON	40	208	3	65	22	310	1	53	22	39	0	310	1	53	0	0	0	0	1	5	0	5	518
Opponents		312	1594	21	65	116	1547	8	75	116	194	1	1547	8	75	12	272	0	38	8	96	2	7	3141
Opponents		212	596	6	42	122	1480	4	55	122	222	4	1480	4	55	27	476	0	32	9	22	0	13	2076

Games: 7 • Avg/rush: 5.1 • Avg/catch: 13.3 • Pass effic: 139.35 • KR avg: 22.7 • PR avg: 12.0 • All purpose avg/game: 506.9 • Total offense

Date	Opponent	Tackles				Sacks	Fumble	Pass Defense			blkd	PAT Attempts			off			
		ua	a	total	tfl-yds	no-yds	ff	fr-yds	int-yds	qbh	brup	kick	kick	rush	rcv	saf	t/o	pts
Sep 1	DUKE	38	26	64	7.0-33	3.0-21	1	2-0	0-0	9	6	0	3-3	0	0	0	7	27
Sep 1	SOUTH FLA.	44	10	54	11.0-36	2.0-15	0	0-0	0-0	8	6	1	7-7	0	0	0	0	52
Oct 10	FLORIDA ST.	53	6	59	9.0-43	4.0-22	0	0-0	1-23	6	6	0	6-6	0	0	0	0	42
Oct 17	LOUISVILLE	35	8	43	8.0-21	0.0-0	0	0-0	0-0	0	2	0	0-0	0	0	0	0	12
10/24/	at Pitt	24	16	40	6.0-27	3.0-19	1	0-0	3-16	6	2	1	6-6	0	0	0	21	45
Oct 31	at Georgia Tech	35	19	54	9.0-48	5.0-34	2	1-0	0-0	2	2	0	4-4	0	0	0	7	31
Nov 0	CLEMSON	52	12	64	9.0-21	2.0-5	1	3-26	0-0	4	4	0	5-5	0	0	0	10	47
Opponents		281	97	378	59.0-229	19.0-116	5	6-26	4-39	35	28	2	31-31	0	0	0	45	256
Opponents		328	132	460	41.0-137	13.0-58	6	4-93	1-0	22	14	0	9-9	0	0	0	17	102

Date	Opponent	Punting									Field Goals			Kickoffs				
		no.	yds	avg	long	blkd	tb	fc	50+	i20	md-att	long	blkd	no.	yds	avg	tb	ob
Sep 1	DUKE	6	263	43.8	53	0	0	1	2	3	2-2	48	0	5	322	64.4	3	0
Sep 1	SOUTH FLA.	2	74	37.0	40	0	0	1	0	1	1-2	22	0	9	535	59.4	1	0
Oct 10	FLORIDA ST.	3	119	39.7	44	0	0	2	0	0	0-1	0	0	7	445	63.6	3	0
Oct 17	LOUISVILLE	2	83	41.5	42	0	0	2	0	0	2-2	32	0	4	254	63.5	1	0
10/24/	at Pitt	5	212	42.4	49	0	1	1	0	0	1-1	21	0	8	415	51.9	0	0
Oct 31	at Georgia Tech	3	119	39.7	45	0	0	0	0	0	1-1	32	0	6	313	52.2	2	0
Nov 0	CLEMSON	3	123	41.0	54	0	0	2	1	0	4-5	45	0	8	480	60.0	1	1
Opponents		24	993	41.4	54	0	1	9	3	4	11-14	48	0	47	2764	58.8	11	1
Opponents		38	1441	37.9	60	2	1	17	6	14	9-11	46	0	25	1581	63.2	13	0





## OPPONENT STATISTICS

Date	Opponent	Rushing				Receiving				Passing				Kick Returns				Punt Returns				tot off		
		no.	yds	td	lg	no.	yds	td	lg	cmp	att	int	yds	td	lg	no.	yds	td	lg	no.	yds		td	lg
Sep 12	DUKE	30	75	1	23	20	259	0	55	20	37	0	259	0	55	2	41	0	25	4	27	0	13	334
Sep 19	SOUTH FLA.	33	106	0	42	12	125	0	36	12	29	0	125	0	36	8	129	0	26	0	0	0	0	231
Oct 10	FLORIDA ST.	40	153	2	33	17	252	1	48	17	31	1	252	1	48	4	66	0	22	0	0	0	0	405
Oct 17	LOUISVILLE	23	96	0	28	17	137	1	29	17	22	0	137	1	29	3	68	0	28	0	0	0	0	233
10/24/20	at Pitt	20	44	0	19	12	118	0	33	12	33	3	118	0	33	4	81	0	32	2	-8	0	0	162
Oct 31	at Georgia Tech	33	88	1	14	15	150	0	39	15	26	0	150	0	39	1	10	0	10	3	3	0	4	238
Nov 07	CLEMSON	33	34	2	13	29	439	2	53	29	44	0	439	2	53	5	81	0	24	0	0	0	0	473
		212	596	6	42	122	1480	4	55	122	222	4	1480	4	55	27	476	0	32	9	22	0	13	2076
Notre Dame		312	1594	21	65	116	1547	8	75	116	194	1	1547	8	75	12	272	0	38	8	96	2	7	3141

Games: 7 • Avg/rush: 2.8 • Avg/catch: 12.1 • Pass effic: 113.30 • KR avg: 17.6 • PR avg: 2.4 • All purpose avg/game: 404.0 • Total offense :

Date	Opponent	Tackles				Sacks no-yds	Fumble		Pass Defense			blkd kick	PAT Attempts			off							
		ua	a	total	tfl-yds		ff	fr-yds	int-yds	qbh	brup		kick	rush	rcv	saf	t/o	pts					
Sep 1	DUKE	48	18	66	5.0-18	3.0-14	0	0-0	1-0	2	0	0	1-1	0	0	0	0	0	0	0	0	0	13
Sep 1	SOUTH FLA.	45	18	63	3.0-11	0.0-0	2	0-0	0-0	1	2	0	0-0	0	0	0	0	0	0	0	0	0	0
Oct 10	FLORIDA ST.	45	14	59	1.0-1	0.0-0	1	2-0	0-0	3	1	0	2-2	0	0	0	0	0	0	10	26	7	
Oct 17	LOUISVILLE	49	16	65	6.0-24	4.0-21	0	0-0	0-0	0	4	0	1-1	0	0	0	0	0	0	0	0	7	
10/24/	at Pitt	50	28	78	12.0-37	2.0-5	1	0-0	0-0	11	3	0	0-0	0	0	0	0	0	0	0	0	3	
Oct 31	at Georgia Tech	40	30	70	7.0-23	2.0-10	1	1-93	0-0	1	0	0	1-1	0	0	0	0	0	0	7	13		
Nov 0	CLEMSON	51	8	59	7.0-23	2.0-8	1	1-0	0-0	4	4	0	4-4	0	0	0	0	0	0	0	0	40	
		328	132	460	41.0-137	13.0-58	6	4-93	1-0	22	14	0	9-9	0	0	0	0	17	102				
Notre Dame		281	97	378	59.0-229	19.0-116	5	6-26	4-39	35	28	2	31-31	0	0	0	0	45	256				

Date	Opponent	Punting							Field Goals			Kickoffs						
		no.	yds	avg	long	blkd	tb	fc	50+	i20	md-att	long	blkd	no.	yds	avg	tb	ob
Sep 1	DUKE	6	274	45.7	60	0	0	3	2	4	2-2	30	0	4	258	64.5	0	0
Sep 1	SOUTH FLA.	6	144	24.0	53	1	0	0	1	0	0-0	0	0	1	49	49.0	0	0
Oct 10	FLORIDA ST.	6	264	44.0	51	0	0	3	1	2	2-2	42	0	6	382	63.7	3	0
Oct 17	LOUISVILLE	5	202	40.4	51	0	0	2	1	3	0-1	0	0	2	118	59.0	1	0
10/24/	at Pitt	8	267	33.4	43	1	0	4	0	4	1-1	45	0	2	129	64.5	1	0
Oct 31	at Georgia Tech	4	165	41.2	58	0	1	3	1	0	0-1	0	0	2	125	62.5	0	0
Nov 0	CLEMSON	3	125	41.7	45	0	0	2	0	1	4-4	46	0	8	520	65.0	8	0
		38	1441	37.9	60	2	1	17	6	14	9-11	46	0	25	1581	63.2	13	0
Notre Dame		24	993	41.4	54	0	1	9	3	4	11-14	48	0	47	2764	58.8	11	1



## Notre Dame Inside Opponent Red-Zone

Date	Opponent	Score	Times In RZ	Times Score	Total Pts	Rush TDs	Pass TDs	FGs Made	Failed to score inside RZ						
									FGA	Dow	Int	Fum	Half	Gam	
Sep 12, 202	DUKE	27-13	4	3	17	2	1	1	1	0	0	1	0	0	0
Sep 19, 202	SOUTH FLA.	52-0	7	6	38	5	5	0	1	1	0	0	0	0	0
Oct 10, 202	FLORIDA ST.	42-26	5	4	28	4	2	2	0	0	1	0	0	0	0
Oct 17, 202	LOUISVILLE	12-7	5	3	12	1	1	0	2	0	1	0	0	1	0
10/24/20	at Pitt	45-3	5	4	24	3	2	1	1	0	0	0	0	1	0
Oct 31, 202	at Georgia Tech	31-13	7	5	31	4	3	1	1	0	0	0	1	1	0
Nov 07, 202	CLEMSON	47-40	6	5	27	3	2	1	2	0	0	0	1	0	0
Totals			39	30	177	22	16	6	8	1	2	1	2	3	0

30 of 39 (76.9%)

## Opponents Inside Notre Dame Red-Zone

Date	Opponent	Score	Times In RZ	Times Score	Total Pts	Rush TDs	Pass TDs	FGs Made	Failed to score inside RZ						
									FGA	Dow	Int	Fum	Half	Gam	
Sep 12, 202	DUKE	27-13	3	3	13	1	1	0	2	0	0	0	0	0	0
Sep 19, 202	SOUTH FLA.	52-0	1	0	0	0	0	0	0	0	1	0	0	0	0
Oct 10, 202	FLORIDA ST.	42-26	4	3	16	2	2	0	1	0	0	1	0	0	0
Oct 17, 202	LOUISVILLE	12-7	1	1	7	1	0	1	0	0	0	0	0	0	0
10/24/20	at Pitt	45-3	0	0	0	0	0	0	0	0	0	0	0	0	0
Oct 31, 202	at Georgia Tech	31-13	2	1	6	1	1	0	0	1	0	0	0	0	0
Nov 07, 202	CLEMSON	47-40	5	5	27	3	2	1	2	0	0	0	0	0	0
Totals			16	13	69	8	6	2	5	1	1	1	0	0	0

13 of 16 (81.2%)



## 3rd-Down Conversions

Date	Opponent	Score	Overall	1st Qtr	2nd Qtr	3rd Qtr	4th Qtr	Overtime
Sep 12, 202	DUKE	27-13	7-16 43.8	0-3 0.0	2-4 50.0	1-4 25.0	4-5 80.0	
Sep 19, 202	SOUTH FLA.	52-0	8-14 57.1	5-5 100.0	2-3 66.7	0-3 0.0	1-3 33.3	
Oct 10, 202	FLORIDA ST.	42-26	2-7 28.6	0-1 0.0	1-2 50.0	1-3 33.3	0-1 0.0	
Oct 17, 202	LOUISVILLE	12-7	8-14 57.1	2-4 50.0	1-3 33.3	2-2 100.0	3-5 60.0	
10/24/20	at Pitt	45-3	11-18 61.1	3-4 75.0	3-5 60.0	3-4 75.0	2-5 40.0	
Oct 31, 202	at Georgia Tech	31-13	10-15 66.7	5-5 100.0	1-3 33.3	2-3 66.7	2-4 50.0	
Nov 07, 202	CLEMSON	47-40	10-19 52.6	4-5 80.0	1-4 25.0	1-3 33.3	3-6 50.0	1-1 100.0
	Notre Dame		56-10 54.4	19-27 70.4	11-24 45.8	10-22 45.5	15-29 51.7	1-1 100.0
	Opponents		23-93 24.7	6-20 30.0	6-26 23.1	6-23 26.1	5-23 21.7	0-1 0.0

## 4th-Down Conversions

Date	Opponent	Score	Overall	1st Qtr	2nd Qtr	3rd Qtr	4th Qtr	Overtime
Sep 12, 202	DUKE	27-13	2-2 100.0	0-0 0.0	1-1 100.0	1-1 100.0	0-0 0.0	
Sep 19, 202	SOUTH FLA.	52-0	2-2 100.0	0-0 0.0	0-0 0.0	1-1 100.0	1-1 100.0	
Oct 10, 202	FLORIDA ST.	42-26	0-1 0.0	0-0 0.0	0-0 0.0	0-0 0.0	0-1 0.0	
Oct 17, 202	LOUISVILLE	12-7	0-1 0.0	0-0 0.0	0-1 0.0	0-0 0.0	0-0 0.0	
10/24/20	at Pitt	45-3	1-1 100.0	0-0 0.0	0-0 0.0	0-0 0.0	1-1 100.0	
Oct 31, 202	at Georgia Tech	31-13	0-0 0.0	0-0 0.0	0-0 0.0	0-0 0.0	0-0 0.0	
Nov 07, 202	CLEMSON	47-40	0-1 0.0	0-0 0.0	0-0 0.0	0-0 0.0	0-1 0.0	0-0 0.0
	Notre Dame		5-8 62.5	0-0 0.0	1-2 50.0	2-2 100.0	2-4 50.0	0-0 0.0
	Opponents		6-14 42.9	0-2 0.0	0-1 0.0	3-4 75.0	3-6 50.0	0-1 0.0

## Time of Possession

Date	Opponent	Score	Overall	1st Qtr	2nd Qtr	3rd Qtr	4th Qtr	Overtime
Sep 12, 202	DUKE	27-13	33:24	4:43	8:43	9:59	9:59	
Sep 19, 202	SOUTH FLA.	52-0	32:27	10:51	7:48	5:30	8:18	
Oct 10, 202	FLORIDA ST.	42-26	27:52	6:07	6:54	8:15	6:36	
Oct 17, 202	LOUISVILLE	12-7	36:15	12:43	9:14	3:54	10:24	
10/24/20	at Pitt	45-3	40:59	10:31	8:36	10:22	11:30	
Oct 31, 202	at Georgia Tech	31-13	36:54	12:19	8:14	6:55	9:26	
Nov 07, 202	CLEMSON	47-40	30:22	11:08	7:59	4:46	6:29	0:00
	Notre Dame	Total	238:13	68:22	57:28	49:41	62:42	0:00
		Avg.	34:01	9:46	8:12	7:05	8:57	0:00
	Opponents	Total	181:47	36:38	47:32	55:19	42:18	0:00
		Avg.	25:58	5:14	6:47	7:54	6:02	0:00



NOTRE DAME INDIVIDUAL GAME HIGHS

Rushes	25	Kyren Williams vs Louisville (Oct 17, 2020)
Yards Rushing	185	Kyren Williams vs Florida St. (Oct 10, 2020)
TD Rushes	3	Ian Book vs South Fla. (Sep 19, 2020)
	3	Kyren Williams vs Clemson (Nov 07, 2020)
Long Rush	65	Kyren Williams vs Florida St. (Oct 10, 2020)
	65	Kyren Williams vs Clemson (Nov 07, 2020)
Pass attempts	39	Ian Book vs Clemson (Nov 07, 2020)
Pass completions	22	Ian Book vs Clemson (Nov 07, 2020)
Yards Passing	312	Ian Book at Pitt (10/24/20)
TD Passes	3	Ian Book at Pitt (10/24/20)
Long Pass	75	Ian Book vs Duke (Sep 12, 2020)
Receptions	5	Tommy Tremble vs Duke (Sep 12, 2020)
	5	Javon McKinley vs Florida St. (Oct 10, 2020)
	5	Michael Mayer at Pitt (10/24/20)
	5	Javon McKinley at Georgia Tech (Oct 31, 2020)
	5	Michael Mayer vs Clemson (Nov 07, 2020)
	5	Javon McKinley vs Clemson (Nov 07, 2020)
Yards Receiving	107	Javon McKinley vs Florida St. (Oct 10, 2020)
	107	Ben Skowronek at Pitt (10/24/20)
TD Receptions	2	Ben Skowronek at Pitt (10/24/20)
Long Reception	75	Kyren Williams vs Duke (Sep 12, 2020)
Field Goals	4	Jonathan Doerer vs Clemson (Nov 07, 2020)
Long Field Goal	48	Jonathan Doerer vs Duke (Sep 12, 2020)
Punts	6	Jay Bramblett vs Duke (Sep 12, 2020)
Punting Avg	43.8	Jay Bramblett vs Duke (Sep 12, 2020)
Long Punt	54	Jay Bramblett vs Clemson (Nov 07, 2020)
Punts inside 20	3	Jay Bramblett vs Duke (Sep 12, 2020)
Long Punt Return	7	Matt Salerno vs South Fla. (Sep 19, 2020)
Long Kickoff Return	38	Chris Tyree vs Duke (Sep 12, 2020)
Tackles	9	Jer., Owusu-Koramoah vs Duke (Sep 12, 2020)
	9	Jer., Owusu-Koramoah vs Clemson (Nov 07, 2020)
	9	Drew White vs Clemson (Nov 07, 2020)
Sacks	2.0	Adetokunbo Ogundeji vs Florida St. (Oct 10, 2020)
	2.0	Daelin Hayes at Georgia Tech (Oct 31, 2020)
Tackles For Loss	2.0	Jer., Owusu-Koramoah vs Duke (Sep 12, 2020)
	2.0	Kurt Hinish vs Duke (Sep 12, 2020)
	2.0	Jack Kiser vs South Fla. (Sep 19, 2020)
	2.0	Ehrensberger, Al vs South Fla. (Sep 19, 2020)
	2.0	Bo Bauer vs Florida St. (Oct 10, 2020)
	2.0	Jer., Owusu-Koramoah vs Florida St. (Oct 10, 2020)
	2.0	Adetokunbo Ogundeji vs Florida St. (Oct 10, 2020)
	2.0	Jer., Owusu-Koramoah vs Louisville (Oct 17, 2020)
	2.0	Daelin Hayes at Georgia Tech (Oct 31, 2020)
	2.0	Kyle Hamilton at Georgia Tech (Oct 31, 2020)
	2.0	Jer., Owusu-Koramoah vs Clemson (Nov 07, 2020)
	2.0	Daelin Hayes vs Clemson (Nov 07, 2020)
Interceptions	1	Shaun Crawford vs Florida St. (Oct 10, 2020)
	1	Nick McCloud at Pitt (10/24/20)
	1	Bo Bauer at Pitt (10/24/20)
	1	Jer., Owusu-Koramoah at Pitt (10/24/20)

NOTRE DAME TEAM GAME HIGHS

Rushes	50	at Pitt (10/24/20)
Yards Rushing	353	vs Florida St. (Oct 10, 2020)
Yards Per Rush	8.4	vs Florida St. (Oct 10, 2020)
TD Rushes	6	vs South Fla. (Sep 19, 2020)
Pass attempts	39	vs Clemson (Nov 07, 2020)
Pass completions	22	vs Clemson (Nov 07, 2020)
Yards Passing	319	at Pitt (10/24/20)
Yards Per Pass	9.7	at Pitt (10/24/20)
TD Passes	3	at Pitt (10/24/20)
Total Plays	83	at Pitt (10/24/20)
Total Offense	554	vs Florida St. (Oct 10, 2020)
Yards Per Play	8.3	vs Florida St. (Oct 10, 2020)
Points	52	vs South Fla. (Sep 19, 2020)
Sacks By	5	at Georgia Tech (Oct 31, 2020)
First Downs	28	at Pitt (10/24/20)
Penalties	7	at Pitt (10/24/20)
	7	vs Clemson (Nov 07, 2020)
Penalty Yards	63	at Pitt (10/24/20)
Turnovers	2	vs Florida St. (Oct 10, 2020)
Interceptions By	3	at Pitt (10/24/20)
Punts	6	vs Duke (Sep 12, 2020)
Punting Avg	43.8	vs Duke (Sep 12, 2020)
Long Punt	54	vs Clemson (Nov 07, 2020)
Punts inside 20	3	vs Duke (Sep 12, 2020)
Long Punt Return	7	vs South Fla. (Sep 19, 2020)

OPPONENT INDIVIDUAL GAME HIGHS

Rushes	19	Travis, Jordan, vs Florida St. (Oct 10, 2020)
Yards Rushing	96	Travis, Jordan, vs Florida St. (Oct 10, 2020)
TD Rushes	1	Brice, C., vs Duke (Sep 12, 2020)
	1	Webb, La'Damian, vs Florida St. (Oct 10, 2020)
	1	Travis, Jordan, vs Florida St. (Oct 10, 2020)
	1	Mason, J., at Georgia Tech (Oct 31, 2020)
	1	Uiagalelei, D.J., vs Clemson (Nov 07, 2020)
	1	Etienne, Travis, vs Clemson (Nov 07, 2020)
Long Rush	42	Ford, Johnny, vs South Fla. (Sep 19, 2020)
Pass attempts	44	Uiagalelei, D.J., vs Clemson (Nov 07, 2020)
Pass completions	29	Uiagalelei, D.J., vs Clemson (Nov 07, 2020)
Yards Passing	439	Uiagalelei, D.J., vs Clemson (Nov 07, 2020)
TD Passes	2	Uiagalelei, D.J., vs Clemson (Nov 07, 2020)
Long Pass	55	Brice, C., vs Duke (Sep 12, 2020)
Receptions	9	Terry, Tamorrian, vs Florida St. (Oct 10, 2020)
Yards Receiving	161	Powell, Cornell, vs Clemson (Nov 07, 2020)
TD Receptions	1	Terry, Tamorrian, vs Florida St. (Oct 10, 2020)
	1	Ford, Marshon, vs Louisville (Oct 17, 2020)
	1	Powell, Cornell, vs Clemson (Nov 07, 2020)
	1	Allen, Davis, vs Clemson (Nov 07, 2020)
Long Reception	55	Pancel, E., vs Duke (Sep 12, 2020)
Field Goals	4	Potter, B.T., vs Clemson (Nov 07, 2020)
Long Field Goal	46	Potter, B.T., vs Clemson (Nov 07, 2020)
Punts	7	Christodoulou, at Pitt (10/24/20)
Punting Avg	45.7	Wilson, P., vs Duke (Sep 12, 2020)
Long Punt	60	Wilson, P., vs Duke (Sep 12, 2020)
Punts inside 20	4	Wilson, P., vs Duke (Sep 12, 2020)
	4	Christodoulou, at Pitt (10/24/20)
Long Punt Return	13	Blackwell, J., vs Duke (Sep 12, 2020)
Long Kickoff Return	32	Turner, D., at Pitt (10/24/20)
Tackles	13	Montgomery, Mont, vs Louisville (Oct 17, 2020)
Sacks	2.0	Montgomery, Mont, vs Louisville (Oct 17, 2020)
Tackles For Loss	4.0	Dennis, S., at Pitt (10/24/20)
Interceptions	1	Young Iv, L., vs Duke (Sep 12, 2020)

OPPONENT TEAM GAME HIGHS

Rushes	40	vs Florida St. (Oct 10, 2020)
Yards Rushing	153	vs Florida St. (Oct 10, 2020)
Yards Per Rush	4.2	vs Louisville (Oct 17, 2020)
TD Rushes	2	vs Florida St. (Oct 10, 2020)
	2	vs Clemson (Nov 07, 2020)
Pass attempts	44	vs Clemson (Nov 07, 2020)
Pass completions	29	vs Clemson (Nov 07, 2020)
Yards Passing	439	vs Clemson (Nov 07, 2020)
Yards Per Pass	10.0	vs Clemson (Nov 07, 2020)
TD Passes	2	vs Clemson (Nov 07, 2020)
Total Plays	77	vs Clemson (Nov 07, 2020)
Total Offense	473	vs Clemson (Nov 07, 2020)
Yards Per Play	6.1	vs Clemson (Nov 07, 2020)
Points	40	vs Clemson (Nov 07, 2020)
Sacks By	4	vs Louisville (Oct 17, 2020)
First Downs	22	vs Clemson (Nov 07, 2020)
Penalties	12	at Pitt (10/24/20)
Penalty Yards	93	at Pitt (10/24/20)
Turnovers	3	at Pitt (10/24/20)
	3	vs Clemson (Nov 07, 2020)
Interceptions By	1	vs Duke (Sep 12, 2020)
Punts	8	at Pitt (10/24/20)
Punting Avg	45.7	vs Duke (Sep 12, 2020)
Long Punt	60	vs Duke (Sep 12, 2020)
Punts inside 20	4	vs Duke (Sep 12, 2020)
	4	at Pitt (10/24/20)
Long Punt Return	13	vs Duke (Sep 12, 2020)



##	PLAYER	GP-GS	DU	USF	FSU	UL	UP	GT	CU
22	Abdur-Rahman, K	1/-	...	XXX	...	...	...	...	...
5A	Ademilola, Ja	6/2	XXX	...	START	START	XXX	XXX	XXX
1A	Ademilola, Ju	7/-	XXX	XXX	XXX	XXX	XXX	XXX	XXX
2A	Ajavon, L	3/-	...	...	XXX	...	XXX	XXX	...
8	Armstrong, J	7/-	XXX	XXX	XXX	XXX	XXX	XXX	XXX
4	Austin, K	2/-	...	...	XXX	XXX	...	...	...
69	Banks, A	7/7	START	START	START	START	START	START	START
5B	Bauer, B	7/-	XXX	XXX	XXX	XXX	XXX	XXX	XXX
84	Bauman, K	2/-	...	XXX	...	...	XXX	...	...
2B	Bertrand, J	7/-	XXX	XXX	XXX	XXX	XXX	XXX	XXX
12	Book, I	7/7	START	START	START	START	START	START	START
1J	Botelho, J	6/-	...	XXX	XXX	XXX	XXX	XXX	XXX
2T	Bracy, T	5/5	START	...	START	START	...	START	START
19	Bramblett, J	7/-	XXX	XXX	XXX	XXX	XXX	XXX	XXX
1B	Brown, D	7/-	XXX	XXX	XXX	XXX	XXX	XXX	XXX
14	Carney, J	1/-	...	XXX	...	...	...	...	...
77	Carroll, Q	1/-	...	...	...	...	XXX	...	...
7	Clark, B	1/-	...	...	...	...	XXX	...	...
52	Correll, Z	1/-	...	XXX	...	...	...	...	...
2C	Crawford, S	7/7	START	START	START	START	START	START	START
5C	Cross III, H	7/-	XXX	XXX	XXX	XXX	XXX	XXX	XXX
3	Davis, A	7/3	START	XXX	XXX	XXX	START	XXX	START
56	Dirksen, J	5/-	XXX	XXX	...	...	XXX	XXX	XXX
39	Doerer, J	7/-	XXX	XXX	XXX	XXX	XXX	XXX	XXX
9E	Ehrensberger, Al	1/-	...	XXX	...	...	...	...	...
74	Eichenburg, L	7/7	START	START	START	START	START	START	START
3E	Ekwonu, O	5/-	...	XXX	XXX	XXX	XXX	XXX	...
20	Flemister, C	6/-	...	XXX	XXX	XXX	XXX	XXX	XXX
7F	Foskey, I	7/-	XXX	XXX	XXX	XXX	XXX	XXX	XXX
5F	Franklin, J	2/-	XXX	XXX	...	...	...	...	...
76	Gibbons, D	7/-	XXX	XXX	XXX	XXX	XXX	XXX	XXX
38	Goepferich, D	1/-	...	XXX	...	...	...	...	...
50	Gregory, R	1/-	...	XXX	...	...	...	...	...
3G	Griffith, H	7/2	XXX	START	START	XXX	XXX	XXX	XXX
61	Grunhard, C	1/-	...	XXX	...	...	...	...	...
72	Hainsey, R	7/7	START	START	START	START	START	START	START
1H	Hamilton, K	6/6	START	...	START	START	START	START	START
5	Hart, C	5/-	XXX	XXX	...	XXX	XXX	XXX	...
9H	Hayes, D	7/7	START	START	START	START	START	START	START
1R	Henderson, R	4/-	...	XXX	XXX	XXX	XXX	...	...
41	Hinish, K	7/7	START	START	START	START	START	START	START
15	Johnson, J	1/-	...	XXX	...	...	...	...	...
92	Keanaaina, A	1/-	...	XXX	...	...	...	...	...
13	Keys III, L	5/-	XXX	...	XXX	...	XXX	XXX	XXX
2K	Kiser, J	6/1	XXX	START	...	XXX	XXX	XXX	XXX
78	Kraemer, T	7/7	START	START	START	START	START	START	START
73	Kristofic, A	2/-	...	XXX	...	...	XXX	...	...



##	PLAYER	GP-GS	DU	USF	FSU	UL	UP	GT	CU
5L	Lacey, J	7/-	XXX	XXX	XXX	XXX	XXX	XXX	XXX
3L	Lamb, J	7/-	XXX	XXX	XXX	XXX	XXX	XXX	XXX
0	Lenzy, B	4/1	...	XXX	START	XXX	XXX	...	...
2L	Lewis, C	7/2	XXX	START	XXX	XXX	START	XXX	XXX
35	Liufau, M	5/1	START	...	XXX	XXX	XXX	XXX	...
75	Lugg, J	5/-	...	XXX	XXX	XXX	...	XXX	XXX
87	Mayer, M	7/2	XXX	START	XXX	XXX	XXX	XXX	START
4M	McCloud, N	7/6	START	START	XXX	START	START	START	START
88	McKinley, J	7/7	START	START	START	START	START	START	START
99	Mills, R	5/-	...	XXX	...	XXX	XXX	XXX	XXX
1M	Moala, P	3/-	XXX	XXX	XXX	...	...	...	...
21	Offord, C	2/-	...	XXX	XXX	...	...	...	...
20	Oghoufo, O	6/-	XXX	...	XXX	XXX	XXX	XXX	XXX
91	Ogundeji, A	7/7	START	START	START	START	START	START	START
60	Owusu-Koramoah	7/7	START	START	START	START	START	START	START
55	Patterson, J	7/7	START	START	START	START	START	START	START
44	Peitsch, A	1/-	...	XXX	...	...	...	...	...
1P	Pryor, I	7/-	XXX	XXX	XXX	XXX	XXX	XXX	XXX
10	Pyne, D	2/-	...	XXX	...	...	XXX	...	...
30	Rittman, J	1/-	...	XXX	...	...	...	...	...
11	Rutherford, I	2/-	...	XXX	...	...	XXX	...	...
32	Salerno, M	6/-	...	XXX	XXX	XXX	XXX	XXX	XXX
33	Simon, S	6/5	XXX	...	START	START	START	START	START
11	Skowronek, B	6/5	START	...	XXX	START	START	START	START
34	Smith, J	1/-	XXX	...	...	...	...	...	...
95	Tagovailoa, M	6/5	START	START	...	XXX	START	START	START
85	Takacs, G	6/-	XXX	XXX	XXX	...	XXX	XXX	XXX
24	Tremble, T	7/6	START	START	START	START	START	START	XXX
25	Tyree, C	7/-	XXX	XXX	XXX	XXX	XXX	XXX	XXX
3V	Velotta, C	1/-	...	XXX	...	...	...	...	...
65	Vinson, M	7/-	XXX	XXX	XXX	XXX	XXX	XXX	XXX
1W	Wallace, K	2/-	...	XXX	...	...	...	XXX	...
82	Watts, X	2/-	...	XXX	XXX	...	...	...	...
40	White, D	7/7	START	START	START	START	START	START	START
18	Wilkins, J	7/-	XXX	XXX	XXX	XXX	XXX	XXX	XXX
23	Williams, K	7/7	START	START	START	START	START	START	START
89	Wright, B	7/4	XXX	START	START	START	XXX	START	XXX





## IAN BOOK

#12

Quarterback | 6-0 1/8 | 206 | Graduate Student  
El Dorado Hills, CA | Oak Ridge

### BOOK'S CAREER STATS

RUSHING	g	att	yards	td	long	avg/c	avg/g
2017	10	37	207	0	43	5.6	20.7
2018	12	95	280	4	23	2.9	23.3
2019	13	112	546	4	53	4.9	42.0
2020	7	65	279	5	20	4.3	39.9
TOTAL	42	309	1312	13	53	4.2	31.2

PASSING	g	cmp-att-int	yards	td	long	pct	avg/p	avg/g	effic
2017	10	46-75-4	456	4	55	61.3	6.1	45.6	119.3
2018	12	214-314-7	2628	19	66	68.2	8.4	219.0	154.0
2019	13	240-399-6	3034	34	70	60.2	7.6	233.4	149.1
2020	7	114-189-1	1535	8	75	60.3	8.1	219.3	141.4
TOTAL	42	614-977-18	7653	65	75	62.8	7.8	182.2	146.9

TOTAL OFFENSE	g	rush	pass	total	avg/g
2017	10	207	456	663	66.3
2018	12	280	2628	2908	242.3
2019	13	546	3034	3580	275.4
2020	7	279	1535	1814	259.1
TOTAL	42	1312	7653	8965	213.5

### BOOK'S SEASON HIGHS

**Completions:** 22, vs. Clemson  
**Attempts:** 39, vs. Clemson  
**Passing Yards:** 312, at Pitt  
**Longest Pass:** 75, vs. Duke  
**Passing TDs:** 3, at Pitt  
**Rushes:** 14, vs. Clemson  
**Rushing Yards:** 67, vs. Clemson  
**Longest Rush:** 18, at Pitt  
**Rushing TDs:** 3, vs. USF

### BOOK'S CAREER HIGHS

**Completions:** 29 [2x], MR vs. Virginia Tech [2019]  
**Attempts:** 53, vs. Virginia Tech [2019]  
**Passing Yards:** 360, vs. New Mexico [2019]  
**Longest Pass:** 75, vs. Duke [2020]  
**Passing TDs:** 5 [3x], MR vs. Navy [2019]  
**Rushes:** 17, vs. Clemson [2018]  
**Rushing Yards:** 139, at Duke [2019]  
**Longest Rush:** 53, at Duke [2019]  
**Rushing TDs:** 3 [2x], MR vs. USF



## TARIQ BRACY

#28

Cornerback | 5-10 1/8 | 180 | Junior  
Milpitas, CA | Milpitas

### BRACY'S CAREER STATS

TACKLES	g	ua	a	total	tfl	pd	ff	fr	blk	qbh
2018	12	14	4	18	0.0-0	0	1	0	0	0
2019	12	25	9	34	0.0-0	7	1	2	0	0
2020	5	20	0	20	2.0-7	3	0	0	0	0
TOTAL	29	59	13	72	2.0-7	10	2	2	0	0

### BRACY'S SEASON HIGHS

**Tackles:** 8, vs. Florida State  
**Forced Fumbles:** N/A  
**Fumble Recoveries:** N/A  
**Interceptions:** N/A  
**INT Return Yards:** N/A  
**Pass Breakups:** 2, vs. Duke

### BRACY'S CAREER HIGHS

**Tackles:** 8, vs. Florida State [2020]  
**Forced Fumbles:** 1 [2x], MR vs. Bowling Green [2019]  
**Fumble Recoveries:** 1 [2x], MR at Duke [2019]  
**Interceptions:** N/A  
**INT Return Yards:** N/A  
**Pass Breakups:** 2 [3x], MR vs. Duke [2020]



## JAY BRAMBLETT

#19

Punter | 6-1 1/2 | 193 | Sophomore  
Tuscaloosa, AL | Hillcrest

### BRAMBLETT'S CAREER STATS

RUSHING	g	att	yards	td	long	avg/c	avg/g
2019	13	0	0	0	0	0.0	0.0
2020	7	2	21	0	14	10.5	3.0
TOTAL	20	2	21	0	14	10.5	1.0

TOTAL OFFENSE	g	rush	pass	total	avg/g
2019	13	0	0	0	0.0
2020	7	21	0	21	3.0
TOTAL	20	21	0	21	1.0

ALL PURPOSE	g	rush	rcv	pr	kr	ir	total	avg/g
2019	13	0	0	0	0	0	0	0.0
2020	7	21	0	0	0	0	21	3.0
TOTAL	20	21	0	0	0	0	21	1.0

PUNTING	g	no.	yards	long	avg
2019	13	63	2485	61	39.4
2020	7	24	993	54	41.4
TOTAL	20	87	3478	61	40.0

### BRAMBLETT'S SEASON HIGHS

**Punts:** 6, vs. Duke  
**Punt Yards:** 263, vs. Duke  
**Long Punt:** 54, vs. Clemson  
**Rushes:** 1 [2x], MR vs. Louisville  
**Rushing Yards:** 14, vs. Duke

### BRAMBLETT'S CAREER HIGHS

**Punts:** 10, at Michigan [2019]  
**Punt Yards:** 423, at Michigan [2019]  
**Long Punt:** 61, at Michigan [2019]  
**Rushes:** 1 [2x], MR vs. Louisville [2020]  
**Rushing Yards:** 14, vs. Duke [2020]



## DJ BROWN

#12

Safety | 6-0 3/8 | 194 | Junior  
Annapolis, MD | St. John's College

### BROWN'S CAREER STATS

TACKLES	g	ua	a	total	tfl	pd	ff	fr	blk	qbh
2018	1	0	0	0	0.0-0	0	0	0	0	0
2019	9	3	4	7	0.0-0	0	0	0	0	0
2020	7	7	0	7	0.0-0	2	0	0	0	1
TOTAL	17	10	4	14	0.0-0	2	0	0	0	1

### BROWN'S SEASON HIGHS

**Tackles:** 2 [2x], MR at Georgia Tech  
**Forced Fumbles:** N/A  
**Fumble Recoveries:** N/A  
**Interceptions:** N/A  
**INT Return Yards:** N/A  
**Pass Breakups:** 1 [2x], MR vs. Florida State

### BROWN'S CAREER HIGHS

**Tackles:** 3, vs. New Mexico [2019]  
**Forced Fumbles:** N/A  
**Fumble Recoveries:** N/A  
**Interceptions:** N/A  
**INT Return Yards:** N/A  
**Pass Breakups:** 1, vs. Duke [2020]







**C'BO FLEMISTER** #20  
**Running Back | 5-11 1/4 | 201 | Junior**  
 Williamson, GA | Pike County

**FLEMISTER'S CAREER STATS**

RUSHING	g	att	yards	td	long	avg/c	avg/g
2018	2	1	0	0	0	0.0	0.0
2019	9	48	162	5	14	3.4	18.0
2020	6	43	240	3	31	5.6	40.0
TOTAL	17	92	402	8	31	4.4	23.6

TOTAL OFFENSE	g	rush	pass	total	avg/g
2018	2	0	0	0	0.0
2019	9	162	0	162	18.0
2020	6	240	0	240	40.0
TOTAL	17	402	0	402	23.6

RECEIVING	g	rec	yards	td	long	rec/g	avg/c	avg/g
2018	2	0	0	0	0	0.0	0.0	0.0
2019	9	1	13	0	13	0.1	13.0	1.4
2020	6	1	9	0	9	0.2	9.0	1.5
TOTAL	17	2	22	0	13	0.1	11.0	1.3

**FLEMISTER'S SEASON HIGHS**  
**Rushes:** 15, at Georgia Tech  
**Rushing Yards:** 127, vs. USF  
**Longest Rush:** 31, vs. USF  
**Rushing TDs:** 1 (3x), MR at Georgia Tech  
**Receptions:** 1, vs. USF  
**Receiving Yards:** 9, vs. USF  
**Long Reception:** 9, vs. USF  
**Receiving TDs:** N/A

**FLEMISTER'S CAREER HIGHS**  
**Rushes:** 13, vs. USF (2020)  
**Rushing Yards:** 127, vs. USF (2020)  
**Longest Rush:** 31, vs. USF (2020)  
**Rushing TDs:** 1 (8x), MR at Georgia Tech (2020)  
**Receptions:** 1 (2x), MR vs. USF (2020)  
**Receiving Yards:** 13, vs. Virginia (2019)  
**Long Reception:** 13, vs. Virginia (2019)  
**Receiving TDs:** N/A



**ISAIAH FOSKEY** #7  
**Defensive Line | 6-4 7/8 | 257 | Sophomore**  
 Antioch, CA | De La Salle

**FOSKEY'S CAREER STATS**

TACKLES	g	ua	a	total	tfl	pd	ff	fr	blk	qbh
2019	4	1	4	5	0.0-0	0	0	0	1	1
2020	7	8	4	12	4.0-31	1	0	0	1	4
TOTAL	11	9	8	17	4.0-31	1	0	0	2	5

SACKS	g	ua	a	total	yards
2019	4	0	0	0.0	0
2020	7	3	1	3.5	30
TOTAL	11	3	1	3.5	30

**FOSKEY'S SEASON HIGHS**  
**Tackles:** 4, vs. Clemson  
**Tackles-for-Loss:** 1.5, vs. Duke  
**Sacks:** 1.0 (3x), MR at Georgia Tech  
**Forced Fumbles:** N/A  
**Fumble Recoveries:** N/A

**FOSKEY'S CAREER HIGHS**  
**Tackles:** 4, vs. Clemson (2020)  
**Tackles-for-Loss:** 1.5, vs. Duke (2020)  
**Sacks:** 1.0 (3x), MR at Georgia Tech (2020)  
**Forced Fumbles:** N/A  
**Fumble Recoveries:** N/A



**HOUSTON GRIFFITH** #3  
**Safety | 5-11 3/4 | 204 | Junior**  
 Chicago, IL | IMG Academy

**GRIFFITH'S CAREER STATS**

TACKLES	g	ua	a	total	tfl	pd	ff	fr	blk	qbh
2018	11	10	4	14	0.0-0	2	0	0	0	1
2019	13	3	2	5	0.0-0	1	0	0	0	0
2020	7	9	0	9	1.0-4	0	0	0	0	0
TOTAL	31	22	6	28	1.0-4	3	0	0	0	1

**GRIFFITH'S SEASON HIGHS**  
**Tackles:** 5, vs. USF  
**Tackles-for-Loss:** 1.0, vs. USF  
**Forced Fumbles:** N/A  
**Fumble Recoveries:** N/A  
**Interceptions:** N/A  
**INT Return Yards:** N/A  
**Pass Breakups:** N/A  
**Quarterback Hurries:** N/A

**GRIFFITH'S CAREER HIGHS**  
**Tackles:** 5, vs. USF (2020)  
**Tackles-for-Loss:** 1.0, vs. USF (2020)  
**Forced Fumbles:** N/A  
**Fumble Recoveries:** N/A  
**Interceptions:** N/A  
**INT Return Yards:** N/A  
**Pass Breakups:** 1, (3x), MR at Duke (2019)  
**Quarterback Hurries:** 1, vs. Syracuse (2018)



**KYLE HAMILTON** #14  
**Safety | 6-4 | 219 | Sophomore**  
 Atlanta, GA | Marist School

**HAMILTON'S CAREER STATS**

INTERCEPTIONS	g	no.	yards	td	long	avg/r	avg/g
2019	13	4	66	1	34	16.5	5.1
2020	6	0	0	0	0	0.0	0.0
TOTAL	19	4	66	1	34	16.5	3.5

ALL PURPOSE	g	rush	rcv	pr	kr	ir	total	avg/g
2019	13	0	0	0	0	66	66	5.1
2020	6	0	0	0	0	0	0	0.0
TOTAL	19	0	0	0	0	66	66	3.5

TACKLES	g	ua	a	total	tfl	pd	ff	fr	blk	qbh
2019	13	27	14	41	1.0-1	10	0	0	0	0
2020	6	32	4	36	3.5-11	3	0	0	0	2
TOTAL	19	59	18	77	4.5-12	13	0	0	0	2

**HAMILTON'S SEASON HIGHS**  
**Tackles:** 8 (2x), vs. Clemson  
**Tackles-for-Loss:** 2.0, at Georgia Tech  
**Forced Fumbles:** N/A  
**Fumble Recoveries:** N/A  
**Interceptions:** N/A  
**INT Return Yards:** N/A  
**Pass Breakups:** 1 (3x), MR at Georgia Tech  
**Quarterback Hurries:** 1 (2x), MR vs. Florida State

**HAMILTON'S CAREER HIGHS**  
**Tackles:** 8 (3x), MR vs. Clemson (2020)  
**Tackles-for-Loss:** 2.0, at Georgia Tech (2020)  
**Forced Fumbles:** N/A  
**Fumble Recoveries:** N/A  
**Interceptions:** 1 (4x), MR vs. Boston College (2019)  
**INT Return Yards:** 34, vs. New Mexico (2019)  
**Pass Breakups:** 2, at Louisville (2019)  
**Quarterback Hurries:** 1 (2x), MR vs. Florida State (2020)







## MARIST LIUFAU

### #35

**Linebacker | 6-2 1/4 | 226 | Sophomore**  
Kalhi, HI | Punahou

#### LIUFAU'S CAREER STATS


TACKLES	g	ua	a	total	tfl	pd	ff	fr	blk	qbh
2019	4	0	0	0	0.0-0	0	0	0	0	0
2020	5	1	3	4	0.0-0	0	0	0	0	1
TOTAL	9	1	3	4	0.0-0	0	0	0	0	1

#### LIUFAU'S SEASON HIGHS

**Tackles:** 3, vs. Duke  
**Tackles-for-Loss:** N/A  
**Sacks:** N/A  
**Forced Fumbles:** N/A  
**Fumble Recoveries:** N/A

#### LIUFAU'S CAREER HIGHS

**Tackles:** 3, vs. Duke (2020)  
**Tackles-for-Loss:** N/A  
**Sacks:** N/A  
**Forced Fumbles:** N/A  
**Fumble Recoveries:** N/A



## MICHAEL MAYER

### #87

**Tight End | 6-5 | 235 | Freshman**  
Independence, KY | Covington Catholic

#### MAYER'S CAREER STATS

RECEIVING	g	rec	yards	td	long	rec/g	avg/c	avg/g
2020	7	20	235	2	29	2.9	11.8	33.6
TOTAL	7	20	235	2	29	2.9	11.8	33.6

#### MAYER'S SEASON HIGHS

**Receptions:** 5 (2x), MR vs. Clemson  
**Receiving Yards:** 73, at Pitt  
**Long Reception:** 29, vs. Clemson  
**Receiving TDs:** 1 (2x), MR at Pitt  
**Rushes:** N/A  
**Rushing Yards:** N/A  
**Long Rush:** N/A  
**Rushing TDs:** N/A

#### MAYER'S CAREER HIGHS

**Receptions:** 5 (2x), MR vs. Clemson (2020)  
**Receiving Yards:** 73, at Pitt (2020)  
**Long Reception:** 29, vs. Clemson (2020)  
**Receiving TDs:** 1 (2x), MR at Pitt (2020)  
**Rushes:** N/A  
**Rushing Yards:** N/A  
**Long Rush:** N/A  
**Rushing TDs:** N/A



## NICK MC CLOUD

### #4

**Corner Back | 6-0 1/2 | 192 | Graduate Student**  
Rock Hill, SC | South Point//NC State

#### MC CLOUD'S NOTRE DAME CAREER STATS

TACKLES	g	ua	a	total	tfl	pd	ff	fr	blk	qbh
2020	7	16	4	20	2.0-3	6	0	2	0	0
TOTAL	7	16	4	20	2.0-3	6	0	2	0	0

INTERCEPTIONS	g	no.	yards	td	long	avg/r	avg/g
2020	7	1	0	0	0	0.0	0.0
TOTAL	7	1	0	0	0	0.0	0.0

#### MC CLOUD'S SEASON HIGHS

**Tackles:** 5, vs. Duke  
**Tackles-for-Loss:** 1.0 (2x), MR vs. Clemson  
**Forced Fumbles:** N/A  
**Fumble Recoveries:** 2, vs. Clemson  
**Interceptions:** 1, at Pitt  
**INT Return Yards:** N/A  
**Pass Breakups:** 2, vs. Florida State

#### MC CLOUD'S ND CAREER HIGHS

**Tackles:** 5, vs. Duke (2020)  
**Tackles-for-Loss:** 1.0 (2x), MR vs. Clemson (2020)  
**Forced Fumbles:** N/A  
**Fumble Recoveries:** 2, vs. Clemson (2020)  
**Interceptions:** 1, at Pitt  
**INT Return Yards:** N/A  
**Pass Breakups:** 2, vs. Florida State (2020)



## JAVON MCKINLEY

### #88

**Wide Receiver | 6-2 | 215 | Graduate Student**  
Corona, CA | Centennial

#### MCKINLEY'S CAREER STATS

RECEIVING	g	rec	yards	td	long	rec/g	avg/c	avg/g
2018	4	0	0	0	0	0.0	0.0	0.0
2019	9	11	268	4	65	1.2	24.4	29.8
2020	7	19	366	0	45	2.7	19.3	52.3
TOTAL	20	30	634	4	65	1.5	21.1	31.7

#### MCKINLEY'S CAREER HIGHS

RUSHING	g	att	yards	td	long	avg/c	avg/g
2018	4	0	0	0	0	0.0	0.0
2019	9	0	0	0	0	0.0	0.0
2020	7	1	15	0	15	15.0	2.1
TOTAL	20	1	15	0	15	15.0	0.8

#### MCKINLEY'S SEASON HIGHS

**Receptions:** 5 (3x), MR vs. Clemson  
**Receiving Yards:** 107, vs. Florida State  
**Long Reception:** 42, vs. Clemson  
**Receiving TDs:** N/A  
**Rushes:** 1, vs. Louisville  
**Rushing Yards:** 15, vs. Louisville  
**Long Rush:** 15, vs. Louisville  
**Rushing TDs:** N/A

#### MCKINLEY'S CAREER HIGHS

**Receptions:** 5 (4x), MR vs. Clemson (2020)  
**Receiving Yards:** 107, vs. Florida State (2020)  
**Long Reception:** 65, vs. New Mexico (2019)  
**Receiving TDs:** 2, vs. New Mexico (2019)  
**Rushes:** 1, vs. Louisville (2020)  
**Rushing Yards:** 15, vs. Louisville (2020)  
**Long Rush:** 15, vs. Louisville (2020)  
**Rushing TDs:** N/A



## PAUL MOALA

### #13

**Linebacker | 5-11 1/2 | 224 | Junior**  
Mishawaka, IN | Penn

#### MOALA'S CAREER STATS

TACKLES	g	ua	a	total	tfl	pd	ff	fr	blk	qbh
2018	7	1	0	1	0.0-0	0	0	0	0	0
2019	12	6	8	14	1.0-6	0	1	1	0	2
2020	3	5	2	7	0.0-0	0	0	0	0	0
TOTAL	22	12	10	22	1.0-6	0	1	1	0	2

#### MOALA'S SEASON HIGHS

**Tackles:** 5, vs. Duke  
**Tackles-for-Loss:** N/A  
**Sacks:** N/A  
**Forced Fumbles:** N/A  
**Fumble Recoveries:** N/A

#### MOALA'S CAREER HIGHS

**Tackles:** 5, vs. Duke (2020)  
**Tackles-for-Loss:** 1.0, vs. Navy (2019)  
**Sacks:** N/A  
**Forced Fumbles:** 1, vs. Navy (2019)  
**Fumble Recoveries:** 1, vs. Navy (2019)



## OVIE OGHOUFO #29

Defensive Line | 6-3 | 240 | Junior  
Lathrup Village, MI | Harrison

### OGHOUFO'S CAREER STATS

TACKLES	g	ua	a	total	tfl	pd	ff	fr	blk	qbh
2018	0	0	0	0	0.0-0	0	0	0	0	0
2019	9	1	11	12	1.0-4	1	0	0	0	3
2020	6	6	3	9	1.5-9	0	0	0	0	1
TOTAL	15	7	14	21	2.5-13	1	0	0	0	4

SACKS	g	ua	a	total	yards
2018	0	0	0	0.0	0
2019	9	0	2	1.0	4
2020	6	1	1	1.5	9
TOTAL	15	1	3	2.5	13

### OGHOUFO'S SEASON HIGHS

**Tackles:** 3, at Pitt  
**Tackles-for-Loss:** 1.0, vs. Florida State  
**Sacks:** 1.0, vs. Florida State  
**Forced Fumbles:** N/A  
**Fumble Recoveries:** N/A

### OGHOUFO'S CAREER HIGHS

**Tackles:** 3 (3x), MR at Pitt (2020)  
**Tackles-for-Loss:** 1.0, vs. Florida State (2020)  
**Sacks:** 1.0, vs. Florida State (2020)  
**Forced Fumbles:** N/A  
**Fumble Recoveries:** N/A



## JEREMIAH OWUSU-KORAMOAH #6

Linebacker | 6-1 1/2 | 215 | Senior  
Hampton, VA | Bethel

### OWUSU-KORAMOAH'S CAREER STATS

TACKLES	g	ua	a	total	tfl	pd	ff	fr	blk	qbh
2017	0	0	0	0	0.0-0	0	0	0	0	0
2018	2	0	0	0	0.0-0	0	0	0	0	0
2019	13	54	26	80	13.5-59	4	2	2	0	3
2020	7	24	11	35	8.5-34	1	2	1	0	2
TOTAL	22	78	37	115	22.0-93	5	4	3	0	5

SACKS	g	ua	a	total	yards
2017	0	0	0	0.0	0
2018	2	0	0	0.0	0
2019	13	5	1	5.5	34
2020	7	1	1	1.5	11
TOTAL	22	6	2	7.0	45

INTERCEPTIONS	g	no.	yards	td	long	avg/r	avg/g
2017	0	0	0	0	0	0.0	0.0
2018	2	0	0	0	0	0.0	0.0
2019	13	0	0	0	0	0.0	0.0
2020	7	1	0	0	0	0.0	0.0
TOTAL	22	1	0	0	0	0.0	0.0

### OWUSU-KORAMOAH'S SEASON HIGHS

**Tackles:** 9 (2x), MR vs. Clemson  
**Tackles-for-Loss:** 2.5, vs. Clemson  
**Sacks:** 1.0, vs. Duke  
**Forced Fumbles:** 1 (2x), MR vs. Clemson  
**Fumble Recoveries:** 1, vs. Clemson  
**Quarterback Hurries:** 1 (2x), MR at Pitt  
**Interceptions:** 1, at Pitt  
**INT Return Yards:** N/A

### OWUSU-KORAMOAH'S CAREER HIGHS

**Tackles:** 9 (5x), MR vs. Clemson (2020)  
**Tackles-for-Loss:** 4.0, vs. Iowa State (2019)  
**Sacks:** 3.0, vs. Iowa State (2019)  
**Forced Fumbles:** 1 (4x), MR vs. Clemson (2020)  
**Fumble Recoveries:** 1 (3x), MR vs. Clemson (2020)  
**Quarterback Hurries:** 1 (5x), MR at Pitt (2020)  
**Interceptions:** 1, at Pitt  
**INT Return Yards:** N/A



## ADETOKUNBO OGUNDEJI #91

Defensive Line | 6-3 3/8 | 268 | Graduate Student  
West Bloomfield, MI | Walled Lake Central

### OGUNDEJI'S CAREER STATS

TACKLES	g	ua	a	total	tfl	pd	ff	fr	blk	qbh
2017	5	0	0	0	0.0-0	0	0	0	0	0
2018	13	12	11	23	3.0-14	1	2	0	0	2
2019	13	17	17	34	7.0-31	0	3	1	0	5
2020	7	7	5	12	3.5-17	0	0	1	0	4
TOTAL	38	36	33	69	13.5-62	1	5	2	0	11

SACKS	g	ua	a	total	yards
2017	5	0	0	0.0	0
2018	13	1	1	1.5	8
2019	13	4	1	4.5	24
2020	7	3	1	3.5	17
TOTAL	38	8	3	9.5	49

### OGUNDEJI'S SEASON HIGHS

**Tackles:** 4 (2x), MR at Georgia Tech  
**Tackles-for-Loss:** 2.0, vs. Florida State  
**Sacks:** 2.0, vs. Florida State  
**Forced Fumbles:** N/A  
**Fumble Recoveries:** 1, vs. Duke

### OGUNDEJI'S CAREER HIGHS

**Tackles:** 6 (2x), MR at Stanford (2019)  
**Tackles-for-Loss:** 3.0 vs. Boston College (2019)  
**Sacks:** 2.0 (2x), MR vs. Florida State (2020)  
**Forced Fumbles:** 1 (5x), MR at Stanford (2019)  
**Fumble Recoveries:** 1 (2x), MR vs. Duke (2020)



## ISAIAH PRYOR #10

Safety | 6-1 1/2 | 199 | Graduate Student  
Lawrenceville, GA | Archer//Ohio State

### PRYOR'S NOTRE DAME CAREER STATS

TACKLES	g	ua	a	total	tfl	pd	ff	fr	blk	qbh
2020	7	5	0	5	1.0-7	0	1	0	0	1
TOTAL	7	5	0	5	1.0-7	0	1	0	0	1

SACKS	g	ua	a	total	yards
2020	7	1	0	1.0	7
TOTAL	7	1	0	1.0	7

### PRYOR'S SEASON HIGHS

**Tackles:** 2 (2x), MR at Pitt  
**Tackles-for-Loss:** 1.0, at Pitt  
**Forced Fumbles:** N/A  
**Fumble Recoveries:** N/A  
**Interceptions:** N/A  
**INT Return Yards:** N/A  
**Pass Breakups:** N/A

### PRYOR'S ND CAREER HIGHS

**Tackles:** 2 (2x), MR at Pitt (2020)  
**Tackles-for-Loss:** 1.0, at Pitt (2020)  
**Forced Fumbles:** N/A  
**Fumble Recoveries:** N/A  
**Interceptions:** N/A  
**INT Return Yards:** N/A  
**Pass Breakups:** N/A



## SHAYNE SIMON #33

Linebacker | 6-2 3/4 | 230 | Junior  
West Orange, NJ | St. Peter's Prep

### SIMON'S CAREER STATS

TACKLES	g	ua	a	total	tfl	pd	ff	fr	blk	qbh
2018	9	2	2	4	0.5-2	1	0	0	0	0
2019	11	2	7	9	1.5-2	0	0	0	0	1
2020	6	8	2	10	1.0-1	3	0	0	0	1
TOTAL	26	12	11	23	3.0-5	4	0	0	0	2

### SIMON'S SEASON HIGHS

**Tackles:** 4, vs. Clemson  
**Tackles-for-Loss:** 1.0, vs. Clemson  
**Sacks:** N/A  
**Forced Fumbles:** N/A  
**Fumble Recoveries:** N/A  
**Quarterback Hurries:** 1, at Pitt

### SIMON'S CAREER HIGHS

**Tackles:** 4 [2x], MR vs. Clemson [2020]  
**Tackles-for-Loss:** 1.5 vs. Bowling Green [2019]  
**Sacks:** N/A  
**Forced Fumbles:** N/A  
**Fumble Recoveries:** N/A  
**Quarterback Hurries:** 1 [2x], MR at Pitt [2020]



## BEN SKOWRONEK #11

Wide Receiver | 6-2 7/8 | 220 | Graduate Student  
Ft. Wayne, IN | Homestead//Northwestern

### SKOWRONEK'S NOTRE DAME CAREER STATS

RECEIVING	g	rec	yards	td	long	rec/g	avg/c	avg/g
2020	6	9	176	2	73	1.5	19.6	29.3
TOTAL	6	9	176	2	73	1.5	19.6	29.3

### SKOWRONEK'S SEASON HIGHS

**Receptions:** 4, vs. Clemson  
**Receiving Yards:** 107, at Pitt  
**Long Reception:** 73, at Pitt  
**Receiving TDs:** 2, at Pitt  
**Rushes:** N/A  
**Rushing Yards:** N/A  
**Long Rush:** N/A  
**Rushing TDs:** N/A

### SKOWRONEK'S ND CAREER HIGHS

**Receptions:** 4, vs. Clemson  
**Receiving Yards:** 107, at Pitt [2020]  
**Long Reception:** 173, at Pitt [2020]  
**Receiving TDs:** 2, at Pitt [2020]  
**Rushes:** N/A  
**Rushing Yards:** N/A  
**Long Rush:** N/A  
**Rushing TDs:** N/A



## MYRON TAGOVALLOA-AMOSA #95

Defensive Line | 6-2 1/2 | 282 | Senior  
Ewa Beach, HI | Kapole

### TAGOVALLOA-AMOSA'S CAREER STATS

TACKLES	g	ua	a	total	tfl	pd	ff	fr	blk	qbh
2017	13	7	5	12	1.5-6	0	0	0	0	0
2018	2	0	2	2	0.5-1	0	0	0	0	0
2019	12	13	9	22	2.5-5	1	0	1	0	6
2020	6	8	2	10	4.0-15	0	0	1	0	1
TOTAL	33	28	18	46	8.5-27	1	0	2	0	7

### SACKS

	g	ua	a	total	yards
2017	13	0	0	0.0	0
2018	2	0	0	0.0	0
2019	12	0	1	0.5	1
2020	6	1	0	1.0	6
TOTAL	33	1	1	1.5	7

### TAGOVALLOA-AMOSA'S SEASON HIGHS

**Tackles:** 4, vs. Duke  
**Tackles-for-Loss:** 1.0 [4x], MR at Georgia Tech  
**Sacks:** 1.0, at Pitt  
**Forced Fumbles:** N/A  
**Fumble Recoveries:** 1, at Georgia Tech

### TAGOVALLOA-AMOSA'S CAREER HIGHS

**Tackles:** 4 [2x], MR vs. Duke [2020]  
**Tackles-for-Loss:** 1.0 [7x], MR at Georgia Tech [2020]  
**Sacks:** 1.0, at Pitt  
**Forced Fumbles:** N/A  
**Fumble Recoveries:** 1 [2x], MR Georgia Tech [2020]



## GEORGE TAKACS #85

Tight End | 6-6 | 245 | Junior  
Naples, FL | Gulf Coast

### TAKACS' CAREER STATS

RECEIVING	g	rec	yards	td	long	rec/g	avg/c	avg/g
2019	6	2	12	1	10	0.3	6.0	2.0
2020	6	1	7	0	7	0.2	7.0	1.2
TOTAL	12	3	19	1	10	0.2	6.3	1.6

### TAKACS' SEASON HIGHS

**Receptions:** 1, at Pitt  
**Receiving Yards:** 1, at Pitt  
**Long Reception:** 1, at Pitt  
**Receiving TDs:** N/A  
**Rushes:** N/A  
**Rushing Yards:** N/A  
**Long Rush:** N/A  
**Rushing TDs:** N/A

### TAKACS' CAREER HIGHS

**Receptions:** 1 [3x], MR at Pitt [2020]  
**Receiving Yards:** 10, vs. Boston College [2019]  
**Long Reception:** 10, vs. Boston College [2019]  
**Receiving TDs:** 1, at Duke [2019]  
**Rushes:** N/A  
**Rushing Yards:** N/A  
**Long Rush:** N/A  
**Rushing TDs:** N/A



## TOMMY TREMBLE

### #24

**Tight End | 6-4 | 248 | Junior**  
Johns Creek, GA | Wesleyan

#### TREMBLE'S CAREER STATS

RECEIVING	g	rec	yards	td	long	rec/g	avg/c	avg/g
2018	0	0	0	0	0	0.0	0.0	0.0
2019	13	16	183	4	29	1.2	11.4	14.1
2020	7	15	158	0	27	2.1	10.5	22.6
TOTAL	20	31	341	4	29	1.5	11.0	17.0

RUSHING	g	att	yards	td	long	avg/c	avg/g
2018	0	0	0	0	0	0.0	0.0
2019	13	0	0	0	0	0.0	0.0
2020	7	1	4	0	4	4.0	0.6
TOTAL	20	1	4	0	4	4.0	0.2

#### TREMBLE'S SEASON HIGHS

**Receptions:** 5, vs. Duke  
**Receiving Yards:** 61, vs. USF  
**Long Reception:** 27, vs. USF  
**Receiving TDs:** N/A  
**Rushes:** 1, vs. USF  
**Rushing Yards:** 4, vs. USF  
**Longest Rush:** 4, vs. USF  
**Rushing TDs:** N/A

#### TREMBLE'S CAREER HIGHS

**Receptions:** 5, vs. Duke (2020)  
**Receiving Yards:** 61, at USF (2020)  
**Long Reception:** 29, vs. New Mexico (2019)  
**Receiving TDs:** 1 (4x), MR at Stanford (2019)  
**Rushes:** 1, vs. USF (2020)  
**Rushing Yards:** 4, vs. USF (2020)  
**Longest Rush:** 4, vs. USF (2020)  
**Rushing TDs:** N/A



## CHRIS TYREE

### #25

**Running Back | 5-9 1/2 | 179 | Freshman**  
Chester, VA | Thomas Dale

#### TYREE'S CAREER STATS

RUSHING	g	att	yards	td	long	avg/c	avg/g
2020	7	42	260	2	45	6.2	37.1
TOTAL	7	42	260	2	45	6.2	37.1

RECEIVING	g	rec	yards	td	long	rec/g	avg/c
2020	7	2	15	0	12	0.3	7.5
TOTAL	7	2	15	0	12	0.3	7.5

KICK RETURNS	g	no.	yards	td	long	avg/r	avg/g
2020	7	11	236	0	38	21.5	33.7
TOTAL	7	11	236	0	38	21.5	33.7

#### TYREE'S SEASON HIGHS

**Rushes:** 11, vs. Florida State  
**Rushing Yards:** 103, vs. Florida State  
**Longest Rush:** 45, vs. Florida State  
**Rushing TDs:** 1 (2x), MR vs. Florida State  
**Receptions:** 2, vs. Louisville  
**Receiving Yards:** 15, vs. Louisville  
**Long Reception:** 12, vs. Louisville  
**Receiving TDs:** N/A  
**Kickoff Returns:** 4, vs. Duke  
**Kickoff Return Yards:** 90, vs. Duke  
**Kickoff Return TDs:** N/A

#### TYREE'S CAREER HIGHS

**Rushes:** 11, vs. Florida State (2020)  
**Rushing Yards:** 103, vs. Florida State (2020)  
**Longest Rush:** 45, vs. Florida State (2020)  
**Rushing TDs:** 1 (2x), MR vs. Florida State (2020)  
**Receptions:** 2, vs. Louisville (2020)  
**Receiving Yards:** 15, vs. Louisville (2020)  
**Long Reception:** 12, vs. Louisville (2020)  
**Receiving TDs:** N/A  
**Kickoff Returns:** 4, vs. Duke (2020)  
**Kickoff Return Yards:** 90, vs. Duke (2020)  
**Kickoff Return TDs:** N/A



## DREW WHITE

### #40

**Linebacker | 6-0 1/4 | 227 | Senior**  
Boca Raton, FL | St. Thomas Aquinas

#### WHITE'S CAREER STATS

TACKLES	g	ua	a	total	tfl	pd	ff	fr	blk	qbh
2018	4	2	6	8	0.0-0	0	0	0	0	0
2019	13	48	32	80	8.0-17	1	0	2	0	2
2020	7	16	15	31	4.0-6	1	0	0	0	2
TOTAL	24	66	53	119	12.0-23	2	0	2	0	4

SACKS	g	ua	a	total	yards
2018	4	0	0	0.0	0
2019	13	2	0	2.0	3
2020	7	0	0	0.0	0
TOTAL	24	2	0	2.0	3

#### WHITE'S SEASON HIGHS

**Tackles:** 9, vs. Clemson  
**Tackle-for-Loss:** 1.0 (3x), at Clemson  
**Sacks:** N/A  
**Forced Fumbles:** N/A  
**Fumble Recoveries:** N/A

#### WHITE'S CAREER HIGHS

**Tackles:** 11, vs. Michigan (2019)  
**Tackle-for-Loss:** 2.0 (2x), MR at Georgia (2019)  
**Sacks:** 1.0 (2x), MR at Duke (2019)  
**Forced Fumbles:** N/A  
**Fumble Recoveries:** 1 (2x), MR vs. Boston College (2019)



## JOE WILKINS JR.

### #18

**Wide Receiver | 6-1 1/2 | 190 | Junior**  
North Fort Myers, FL | North Fort Myers

#### WILKINS JR'S CAREER STATS

RECEIVING	g	rec	yards	td	long	rec/g	avg/c	avg/g
2018	2	0	0	0	0	0.0	0.0	0.0
2019	5	0	0	0	0	0.0	0.0	0.0
2020	7	5	47	1	15	0.7	9.4	6.7
TOTAL	14	5	47	1	15	0.4	9.4	3.4

#### WILKINS JR'S SEASON HIGHS

**Receptions:** 4, vs. Duke  
**Receiving Yards:** 39, vs. Duke  
**Long Reception:** 15, vs. Duke  
**Receiving TDs:** 1, at Georgia Tech  
**Rushes:** N/A  
**Rushing Yards:** N/A  
**Longest Rush:** N/A  
**Rushing TDs:** N/A

#### WILKINS JR'S CAREER HIGHS

**Receptions:** 4, vs. Duke (2020)  
**Receiving Yards:** 39, vs. Duke (2020)  
**Long Reception:** 15, vs. Duke (2020)  
**Receiving TDs:** 1, at Georgia Tech (2020)  
**Rushes:** N/A  
**Rushing Yards:** N/A  
**Longest Rush:** N/A  
**Rushing TDs:** N/A





# KYREN WILLIAMS

#23

Running Back | 5-9 1/2 | 179 | Sophomore

Chester, VA | Thomas Dale

## WILLIAMS' CAREER STATS

RUSHING	g	att	yards	td	long	avg/c	avg/g
2019	4	4	26	0	14	6.5	6.5
2020	7	128	740	10	65	5.8	105.7
TOTAL	11	132	766	10	65	5.8	69.6

TOTAL OFFENSE	g	rush	pass	total	avg/g
2019	4	26	0	26	6.5
2020	7	740	0	740	105.7
TOTAL	11	766	0	766	69.6

RECEIVING	g	rec	yards	td	long	rec/g	avg/c	avg/g
2019	4	1	3	0	3	0.2	3.0	0.8
2020	7	13	178	0	75	1.9	13.7	25.4
TOTAL	11	14	181	0	75	1.3	12.9	16.5

SCORING	g	td	rush	rcv	ret	pat	2pat	fg	total	avg/c
2019	4	0	0	0	0	0	0	0	0	0.0
2020	7	10	10	0	0	0	0	0	60	8.6
TOTAL	11	10	10	0	0	0	0	0	60	5.5

## WILLIAMS' SEASON HIGHS

**Rushes:** 25, vs. Louisville**Rushing Yards:** 185, vs. Florida State**Longest Rush:** 65, vs. Florida State**Rushing TDs:** 3, vs. Clemson**Receptions:** 2 (3x), MR vs. Florida State**Receiving Yards:** 93, vs. Duke**Long Reception:** 75, vs. Duke**Receiving TDs:** N/A

## WILLIAMS' CAREER HIGHS

**Rushes:** 25, vs. Louisville (2020)**Rushing Yards:** 185, vs. Florida State (2020)**Longest Rush:** 65, vs. Florida State (2020)**Rushing TDs:** 3, vs. Clemson (2020)**Receptions:** 2 (3x), MR vs. Florida State (2020)**Receiving Yards:** 93, vs. Duke (2020)**Long Reception:** 75, vs. Duke (2020)**Receiving TDs:** N/A

# BROCK WRIGHT

#89

Tight End | 6-4 1/2 | 255 | Senior

Cypress, TX | Cy-Fair

## WRIGHT'S CAREER STATS

RECEIVING	g	rec	yards	td	long	rec/g	avg/c	avg/g
2017	11	0	0	0	0	0.0	0.0	0.0
2018	12	2	12	1	9	0.2	6.0	1.0
2019	13	2	45	0	40	0.2	22.5	3.5
2020	7	3	21	0	11	0.4	7.0	3.0
TOTAL	43	7	78	1	40	0.2	11.1	1.8

## WRIGHT'S SEASON HIGHS

**Receptions:** 2, vs. Florida State**Receiving Yards:** 11, at Georgia Tech**Long Reception:** 11, at Georgia Tech**Receiving TDs:** N/A**Rushes:** N/A**Rushing Yards:** N/A**Longest Rush:** N/A**Rushing TDs:** N/A

## WRIGHT'S CAREER HIGHS

**Receptions:** 2, vs. Florida State (2020)**Receiving Yards:** 40, vs. Bowling Green (2019)**Long Reception:** 40, vs. Bowling Green (2019)**Receiving TDs:** 1, at Wake Forest (2018)**Rushes:** N/A**Rushing Yards:** N/A**Longest Rush:** N/A**Rushing TDs:** N/A