



# NOTRE DAME FOOTBALL

## GAME NINE

#2/2 NOTRE DAME [8-0, 7-0 ACC] AT #25/23 NORTH CAROLINA [6-2, 6-2 ACC]

### THE COACHES

	Head Coach	At School	Overall	vs. Opponent
ND	Brian Kelly	100-37 (11th year)*	271-94-2 (30th year)*	2-0
UNC	Mack Brown	82-54-1 (12th year)	257-130-1 (32nd year)	0-0

\* -Includes 20 regular-season wins and two postseason appearances vacated under discretionary NCAA penalty

### BY THE NUMBERS

<b>.903</b>	<b>QB Ian Book</b> is 28-3 (.903) as a starter, making him one of only two FBS quarterbacks to boast a .900 or above win rate (min. 20 wins), even as Book ranks 14th overall in total QP career starts (31). His 28 wins are fourth among all FBS quarterbacks.
<b>2</b>	Saturday's matchup marks the first meeting between Brian Kelly and Mack Brown, the top two winningest active coaches in the FBS by number of wins (Kelly, 271*; Brown, 257). They have also coached the most games (Kelly, 367; Brown, 388) and are the two longest-tenured among active FBS coaches (Kelly, 30th year; Brown, 32nd year).
<b>3</b>	Of the five longest regular-season winning streaks in college football history, Notre Dame has single-handedly ended three of those streaks: Oklahoma's 45 (1953-57), Miami's 36 (1985-88) and Clemson's 36 (2017-20).
<b>3</b>	<b>QB Ian Book</b> became the first quarterback in program history (modern era) to rush for three touchdowns in a half in the first vs. South Florida. It marked the second time in his career in which he has rushed for three TDs in a game. The last time he rushed for three touchdowns in a single game was against Wake Forest in 2018.
<b>4</b>	Since the start of 2018, Notre Dame is 31-3 (.912). That rate ranks fourth among all teams who have made an appearance in the College Football Playoff since its inception in 2014. Among those teams, Notre Dame is one of just four teams that have totaled three or fewer losses (Clemson, Alabama, Ohio State) since the start of 2018.
<b>4</b>	With the 52-0 shutout of South Florida, <b>Brian Kelly</b> became the first Irish coach to post four or more shutouts in his Notre Dame career since Lou Holtz. The last Irish shutout took place in 2019 vs. Bowling Green (52-0), and Kelly's first shutout as the Notre Dame head coach came vs. Wake Forest in 2012 (38-0).*
<b>7</b>	With the 45-31 win over Boston College, the Irish have won seven-straight ACC road games.
<b>9</b>	Notre Dame's victory over No. 1 Clemson was Notre Dame's ninth win over an AP No. 1 opponent, which ties for second-most all-time (Miami). Only Alabama has more (10).
<b>14</b>	The Irish boast a current win streak of 14 games, the longest among all FBS teams.
<b>16.6</b>	The defense has yielded just 16.6 points/game through the first eight games of the season. That figure ranks fourth among all Power 5 teams.
<b>17</b>	In the win vs. No. 1 Clemson, <b>K/P Jonathan Doerer</b> matched the Notre Dame record for kicking points in a game, accounting for 17 kicking points vs. Clemson. His 17 points tie for the most kicking points in a single game by any FBS player this season, and were the most by any FBS player that weekend. He made four field goals on the day, matching his previous career high in the 2019 Camping World Bowl vs. Iowa State.
<b>23</b>	Notre Dame has won 23-consecutive games at home, setting the modern-era record for longest home win streak. Only two Power 5 programs have a longer streak.
<b>30:29</b>	The Irish have only trailed for 30:29 minutes out of a total 480:00 minutes of regulation.
<b>31</b>	Notre Dame has held 31-of-34 opponents during <b>Clark Lea's</b> tenure as defensive coordinator to 30 points or less. That includes ranked opponents LSU, Michigan, Stanford, Virginia Tech, Syracuse, Clemson, Georgia, Virginia and Navy.
<b>36:15</b>	Notre Dame is one of three Power 5 teams to post three performances of 36:15 or more possession time this season. No other FBS teams have produced more than three games this season with at least 36:15 in possession time (Wisconsin, Louisville, Charlotte, Coastal Carolina and Liberty have also marked three such performances). The Irish held control of the ball for 40:59 minutes of possession time at Pitt, the second-most by an ACC team in a single game this season. Notre Dame has won time of possession in seven of eight games.

### GAME INFORMATION

	Friday, November 27 3:30 p.m. ET	Kenan Memorial Stadium Chapel Hill, NC Capacity 50,500 (Synthetic Grass)
	ABC	Chris Fowler (play-by-play) Kirk Herbstreit (analyst) Maria Taylor (reporter)
	Notre Dame Radio Network SiriusXM (Channel 129) 96.1 FM, 101.5 FM & 960 AM (South Bend)	Paul Burmeister (play-by-play) Ryan Harris (analyst) Jack Nolan (reporter)

### THE SERIES

Notre Dame leads, 18-2-0

Last meeting: ND 33, UNC 10 (10.7.2017)

### 2020 SCHEDULE [8-0]

Date	ND Rk	Opp Rk	Opponent	Location	TV	Time/Score
Sep. 12	10/10	--/RV	Duke	Notre Dame, IN	NBC	W, 27-13
Sep. 19	7/7	RV/RV	South Florida	Notre Dame, IN	USA	W, 52-0
Oct. 10	5/5		Florida State	Notre Dame, IN	NBC	W, 42-26
Oct. 17	4/4		Louisville	Notre Dame, IN	NBC	W, 12-7
Oct. 24	3/3		at Pitt	Pittsburgh, PA	ABC	W, 45-3
Oct. 31	4/4		at Georgia Tech	Atlanta, GA	ABC	W, 31-13
Nov. 7	4/4	1/1	Clemson	Notre Dame, IN	NBC	W, 47-40
Nov. 14	2/2	--/RV	at Boston College	Chestnut Hill, MA	ABC	W, 45-31
Nov. 27	2/2	25/23	at North Carolina	Chapel Hill, NC	ABC	3:30 p.m.
Dec. 5			Syracuse	Notre Dame, IN	NBC	2:30 p.m.
Dec. 12			vs. Wake Forest	Winston-Salem, NC	TBA	TBA

Rankings: CFP/AP/Coaches (current for upcoming opponents, at time of game for past opponents) | All times Eastern

### THE TRADITION

<b>7</b>	Heisman Trophy Winners – Angelo Bertelli (1943), John Lujack (1947), Leon Hart (1948), John Lattner (1953), Paul Hornung (1956), John Huarte (1964), Tim Brown (1987)
<b>11</b>	Consensus National Championships: 1924, 1929, 1930, 1943, 1946, 1947, 1949, 1966, 1973, 1977, 1988
<b>13</b>	NFL Hall of Famers – the most of any college football program
<b>21</b>	Different seasons Notre Dame has been selected as the National Champion by at least one poll listed in the NCAA official record book
<b>22</b>	Undefeated regular seasons
<b>52</b>	College Football Hall of Famers – Raghib Ismail (1988-90) was a 2019 inductee
<b>102</b>	Consensus All-Americans – most recent Julian Love (2018)
<b>937<sup>^</sup></b>	All-time wins – second in college football history.
<b>.734<sup>^</sup></b>	All-time winning percentage – the best in college football history.



## FOOTBALL STAFF GAME DAY LOCATIONS

Coach	Position	Location
Brian Kelly	Head Coach	Sideline
Clark Lea	Def. Coordinator/Linebackers	Press Box
Tommy Rees	Off. Coordinator/Quarterbacks	Press Box
Mike Elston	Defensive Line	Sideline
Lance Taylor	Running Backs	Sideline
Jeff Quinn	Offensive Line	Sideline
Mike Mickens	Cornerbacks	Press Box
Terry Joseph	Def. Pass Game Coordinator/Safeties	Sideline
Brian Polian	Special Teams Coordinator	Sideline
Del Alexander	Wide Receivers	Sideline
John McNulty	Tight Ends	Press Box

*Note: Regular season locations; may be subject to change*

## FOOTBALL ATHLETIC COMMUNICATIONS STAFF

Assistant Athletics Director/ Football Communications Primary Football	Katy Lonergan	klonger2@nd.edu o - 574-631-3982 c - 785-764-9941
Assistant Athletics Communications Director Secondary Football	Claire Kramer	ckramer@nd.edu c - 913-952-6454
Assistant Athletics Communications Director Tertiary Football	Matt Paras	mparas1@nd.edu c - 401-215-5656



**Katy Lonergan**



**Claire Kramer**



**Matt Paras**

## BRIAN KELLY WEEKLY AVAILABILITY

Monday	Weekly press conference	Noon ET Zoom Video/Transcript available on und.com
Saturday	Post game press conference	Zoom Video/Transcript available on und.com

**Note: Due to the Friday game, no Thursday media availability will occur.**

## STUDENT-ATHLETE WEEKLY AVAILABILITY

Monday	Post Practice Interviews	Approximately 4:30 p.m.ET Zoom Video/Transcript available on und.com
Saturday	Post Game Interviews	Zoom Video/Transcript available on und.com

## MEDIA INFORMATION

### GAME CREDENTIALS

- All requests for working press and broadcast credentials for Notre Dame's 2020 home football games must be made through the online credential form at [UND.com/credentials](http://UND.com/credentials). Due to University/ACC health and safety guidelines, no photographers or videographers will be credentialed to Notre Dame Football games during the 2020 season. If you have any questions with the application, please email Aaron Horvath at [Ahorvat3@nd.edu](mailto:Ahorvat3@nd.edu).

### CREDENTIAL DISTRIBUTION

- Media credentials will neither be mailed nor will be available for early pickup. Credentials will ONLY be distributed on game day at the Hammes Auditorium (the Joyce Center's basketball interview room, located between Gates 1 and 2). A government-issued ID is required for pickup and each individual must claim only his/her own pass.

### PARKING

- Parking passes will be electronic for the 2020 season. All media members attending this season will have a parking pass for an assigned lot near the stadium.

### BRIAN KELLY AVAILABILITY

- Dick Corbett Head Football Coach Brian Kelly will conduct a weekly press conference at noon ET each Monday via zoom. The 30-minute weekly conference will serve as a recap to the previous game and also previews the upcoming game. He will also address the media for a 15-minute update each Thursday at Noon via zoom. To obtain the links, media members should contact assistant athletic director, football communications Katy Lonergan at [klonger2@nd.edu](mailto:klonger2@nd.edu).

### STUDENT-ATHLETE INTERVIEWS

- Interviews with student-athletes will occur on Monday (due to the Friday game) after practice via Zoom. Interview requests for student-athletes must be submitted to Katy Lonergan and Claire Kramer by Noon ET the Sunday before the proposed interview. Media are not permitted to directly contact student-athletes or coaches to arrange interviews.

### POST-GAME INTERVIEWS

- Post-game interviews for both head coaches and Notre Dame players will be held over zoom. Requests for student-athlete interviews should be submitted by the eight-minute mark of the fourth quarter to Aaron Horvath, located in the press box or available by email at [Ahorvat3@nd.edu](mailto:Ahorvat3@nd.edu). Transcripts from both head coaches' pressers will be available approximately 60 minutes following the conclusion of their post-game comments.

### STATISTICAL SERVICES

- All media members will be provided with access to game notes via [UND.com](http://UND.com). At the quarter breaks and halftime, quickie stats and drive charts will be distributed via email. Following the game, a complete post-game statistics package will be distributed via email and will contain a scoring summary, final team statistics, final individual statistics, complete play-by-play, drive charts for both halves, halftime statistics, defensive statistics, substitution chart, post-game quotes from both head coaches and players and post-game notes. Live in-game statistics will be available via StatBroadcast.
- Following each Notre Dame home game, the athletic communications office will be happy to email whatever information media members need to their respective agencies. Please ask any member of the athletic communications staff for assistance on this matter.

### COLLEGEPRESSBOX.COM

- CollegePressBox.com has Notre Dame contact information, weekly team and opponent game notes, stats, depth charts and complete final game books along with complete media guide, spring guide, a complete listing of beat reporters, radio broadcasters, television stations and much, much more. Log on with username and password obtained through the Football Writers Association of America.

### UND.COM/PRESSBOX

- All Notre Dame football information is available on the official athletics department website of the University of Notre Dame, [UND.com](http://UND.com). Game notes, depth chart, biographies of players and coaches, transcripts of press conferences, video archives of interview sessions, special features and more can all be found at [UND.com](http://UND.com).



## ALPHABETICAL ROSTER

## GAME NINE - NORTH CAROLINA TAR HEELS | 3

No.	Name	Pos.	Ht.	Wt.	Cl.	Elg.	Hometown/High School
22	Kendall Abdur-Rahman	WR	5-11 ½	190	So.	4	Edwardsville, IL/Edwardsville
57	Jayson Ademilola	DL	6-3	279	Jr.	2	Jackson, NJ/St. Peter's Prep
19	Justin Ademilola	DL	6-1 ¾	248	Jr.	3	Jackson, NJ/St. Peter's Prep
23	Litchfield Ajavon	S	6-0 ½	198	So.	4	Baltimore, MD/Episcopal
26	Leo Albano	WR	6-1	219	Jr.	3	Charleston, SC/Bishop England
8	Jafar Armstrong	WR	6-0 ¾	220	Sr.	2	Lee's Summit, MO/Bishop Miege
4	Kevin Austin Jr.	WR	6-2	215	Jr.	3	Ft. Lauderdale, FL/North Broward Prep
79	Tosh Baker	OL	6-8	300	Fr.	4	Scottsdale, AZ/Pinnacle
69	Aaron Banks	OL	6-5 ¾	330	Sr.	2	Alameda, CA/El Cerrito
52	Bo Bauer	LB	6-2 ¾	230	Jr.	2	Harborcreek, PA/Cathedral Prep
84	Kevin Bauman	TE	6-4 ½	240	Fr.	4	Red Bank, NJ/Red Bank Catholic
27	JD Bertrand	LB	6-1	228	So.	4	Alharetta, GA/Blessed Trinity
12	Ian Book	QB	6-0 ½	206	Gr.	1	El Dorado Hills, CA/Oak Ridge
17	Jordan Botelho	DL	6-2 ½	248	Fr.	4	Honolulu, HI/Saint Louis
28	TaRiq Bracy	CB	5-10 ½	180	Jr.	2	Milpitas, CA/Milpitas
19	Jay Broublett	P	6-1 ½	193	So.	3	Tuscaloosa, AL/Hillcrest
12	DJ Brown	S	6-0 ½	194	Jr.	3	Annapolis, MD/St. John's College
81	Jay Brunelle	WR	6-1 ½	199	Fr.	4	Paxton, MA/Saint John's
17	Cole Capen	QB	6-4 ½	227	Jr.	3	Yorba Linda, CA/Orange Lutheran
68	Michael Carmody	OL	6-5 ½	300	Fr.	4	Mars, PA/Mars Area
14	J.D. Carney	QB	5-10	180	Sr.	2	San Diego, CA/Cathedral Catholic
77	Quinn Carroll	OL	6-6 ¾	306	So.	4	Edina, MN/Edina
7	Brendon Clark	QB	6-1 ¾	212	So.	4	Midlothian, VA/Manchester
37	Henry Cook	WR	5-10	175	Fr.	4	Shaker Heights, OH/St. Ignatius
52	Zeke Correll	OL	6-3	295	So.	4	Cincinnati, OH/Anderson
20	Shaun Crawford	S	5-9 ½	180	Gr.	1	Lakewood, OH/St. Edward
56	Howard Cross III	DL	6-0 ¾	275	So.	3	Paramus, NJ/Saint Joseph Regional
3	Avery Davis	WR	5-11	202	Sr.	2	Cedar Hill, TX/Cedar Hill
56	John Dirksen	OL	6-5 ½	306	Jr.	3	Maria Stein, OH/Marion Local
39	Jonathan Doerer	K/P	6-3	197	Sr.	1	Charlotte, NC/South Mecklenburg
98	Alexander Ehrensberger	DL	6-6 ¾	252	Fr.	4	Dusseldorf, Germany/Theodor-Fliedner
74	Liam Eichenberg	OL	6-6 ¾	302	Gr.	1	Cleveland, OH/Saint Ignatius
28	Griffin Eifer	WR	6-0 ½	195	Fr.	4	Fort Wayne, IN/Bishop Dwenger
16	Cameron Ekanayake	RB	6-0	200	Sr.	2	Niles, MI/Edwardsburg
34	Osita Ekwonu	LB	6-0 ¾	236	So.	4	Charlotte, NC/Providence Day School
20	C'Bo Flemister	RB	5-11 ¼	201	Jr.	3	Williamson, GA/Pike County
7	Isaiah Foskey	DL	6-4 ¾	257	So.	4	Antioch, CA/De La Salle
94	Giovanni Ghilotti	DL	6-2 ¾	224	Fr.	4	Greenbrae, CA/Marin Catholic
76	Dillan Gibbons	OL	6-4	309	Sr.	2	Clearwater, FL/Clearwater Central Catholic
38	Dawson Goepferich	K/P	6-2	200	Gr.	1	Holt, MO/Kearney/Brown
50	Reed Gregory	LB	6-0	210	Sr.	2	Morristown, NJ/Delbarton
3	Houston Griffith	S	5-11 ¾	204	Jr.	2	Chicago, IL/IMG Academy (FL)
61	Colin Grunhard	C	6-0 ½	290	Sr.	1	Mission, KS/Bishop Miege
72	Robert Hainsey	OL	6-4 ¾	290	Sr.	1	Pittsburgh, PA/IMG Academy (FL)
14	Kyle Hamilton	S	6-4	219	So.	3	Atlanta, GA/Marist School
5	Cam Hart	CB	6-2 ½	207	So.	4	Baltimore, MD/Good Counsel
9	Daelin Hayes	DL	6-3 ¾	258	Gr.	1	Belleville, MI/Skyline
93	Zane Heemsoth	DL	6-5	240	So.	4	Elmhurst, IL/York
11	Ramon Henderson	CB	6-1	189	Fr.	4	Bakersfield, CA/Liberty
49	Jack Henige	TE	6-5	238	Sr.	2	Hinsdale, IL/Fenwick
41	Kurt Hinish	DL	6-1 ¾	296	Sr.	1	Pittsburgh, PA/Central Catholic
15	Jordan Johnson	WR	6-1 ¾	195	Fr.	4	St. Louis, MO/Desmet Jesuit
80	Micah Jones	WR	6-4 ½	219	Jr.	3	Gurnee, IL/Warren
92	Aidan Keanaaina	DL	6-3	312	Fr.	4	Brighton, CO/J.K. Mullen
27	Chase Ketterer	QB	5-11 ¾	194	Fr.	4	New Carlisle, IN/New Prairie
13	Lawrence Keys III	WR	5-10 ¾	173	Jr.	3	New Orleans, LA/McDonogh 35

No.	Name	Pos.	Ht.	Wt.	Cl.	Elg.	Hometown/High School
24	Jack Kiser	LB	6-1 ¾	227	So.	4	Royal Center, IN/Pioneer
78	Tommy Kraemer	OL	6-5 ¾	317	Gr.	1	Cincinnati, OH/Elder
73	Andrew Kristofic	OL	6-5 ¼	292	So.	4	Gibsonia, PA/Pine-Richland
54	Jacob Lacey	DL	6-1 ¾	293	So.	3	Bowling Green, KY/South Warren
31	Jack Lamb	LB	6-3 ¾	230	Jr.	3	Temecula, CA/Great Oak
0	Braden Lenzy	WR	5-11 ¾	181	Jr.	3	Tigard, OR/Tigard Senior
98	Harrison Leonard	K/P	5-10 ¾	196	So.	4	Jamestown, RI/Avon Old Farms School
26	Clarence Lewis	DB	5-11 ½	192	Fr.	4	Edison, NJ/Mater Dei
48	Xavier Lezynski	TE	6-1 ¾	213	Gr.	2	Newtown, PA/Notre Dame (NJ)
35	Marist Liufau	LB	6-2 ¾	226	So.	4	Kalihi, HI/Punahou
37	Chase Love	S	6-0 ¼	197	Jr.	2	Chicago Heights, IL/Marian Catholic
75	Josh Lugg	OL	6-6 ¾	310	Sr.	2	Wexford, PA/North Allegheny Senior
25	John Mahoney	S	6-0	207	Sr.	2	West Des Moines, IA/Valley
43	Greg Mailey	WR	6-1	206	Jr.	3	Hudson, OH/Hudson
87	Michael Mayer	TE	6-4 ½	249	Fr.	4	Independence, KY/Covington Catholic
4	Nick McCloud	CB	6-0 ½	192	Gr.	1	Rock Hill, SC/South Pointe
88	Javon McKinley	WR	6-2	215	Gr.	1	Corona, CA/Centennial
99	Rylie Mills	DL	6-5 ½	273	Fr.	4	Lake Bluff, IL/Lake Forest
13	Paul Moala	LB	5-11 ½	224	Jr.	2	Mishawaka, IN/Penn
53	Quinn Murphy	OL	6-5 ¼	308	So.	4	Duxbury, MA/Duxbury
21	Caleb Offord	CB	6-1	184	Fr.	4	Southaven, MS/Southaven
29	Ovie Oghoufo	DL	6-3	240	Jr.	3	Lathrup Village, MI/Harrison
91	Adetokunbo Ogundeji	DL	6-4 ¾	268	Gr.	1	West Bloomfield, MI/Walled Lake Central
18	Nana Osafo-Mensah	DL	6-3 ¾	249	So.	4	Fort Worth, TX/Nolan Catholic
6	Jeremiah Owusu-Koramoah	LB	6-1 ½	215	Sr.	2	Hampton, VA/Bethel
55	Jarrett Patterson	OL	6-4 ½	305	Jr.	3	Laguna Hills, CA/Mission Viejo
44	Alex Peitsch	LS	6-1 ½	208	Fr.	4	Ellicott City, MD/St. John's College
32	Patrick Pelini	S	6-1	190	Sr.	2	Youngstown, OH/Cardinal Mooney
10	Isaiah Pryor	DB	6-1 ½	204	Gr.	2	Lawrenceville, GA/Archer/Ohio State
10	Drew Pyne	QB	5-11 ½	194	Fr.	4	New Canaan, CT/New Canaan
46	Axel Raarup	LS	6-0 ½	202	Jr.	2	Mendota Heights, MN/St. Thomas Academy
86	Conor Ratigan	WR	5-11 ¾	179	So.	4	Granger, IN/St. Joseph
30	Jake Rittman	P	6-2 ¾	197	Jr.	3	Lawrence, KS/Free State
15	Isaiah Rutherford	CB	6-0 ½	193	So.	4	Sacramento, CA/Jesuit
32	Matt Salerno	WR	6-0 ¾	196	Jr.	3	Valencia, CA/Crespi Carmelite
36	Eddie Scheidler	S	5-9 ½	184	So.	417	Lake Forest, IL/Lake Forest
83	Charlie Selna	TE	6-6 ¾	240	Fr.	4	Atherton, CA/Sacred Heart Prep
64	Max Siegel II	OL	6-1 ¾	285	Jr.	3	Fishers, IN/Bruebeuf Jesuit
33	Shayne Simon	LB	6-2 ¾	230	Jr.	2	West Orange, NJ/St. Peter's Prep
11	Ben Skowronek	WR	6-2 ¾	220	Gr.	1	Fort Wayne, IN/Homestead/Northwestern
70	Hunter Spears	OL	6-3 ¾	304	So.	4	Garland, TX/Sachse
95	Myron Tagovailoa-Amosa	DL	6-2 ½	282	Sr.	2	Ewa Beach, HI/Kapole
85	George Takacs	TE	6-6	245	Jr.	3	Naples, FL/Gulf Coast
43	Marcus Thorne	CB	6-0 ¾	199	Jr.	3	Washington, IN/Washington
24	Tommy Tremble	TE	6-4	248	Jr.	3	Johns Creek, GA/Wesleyan
25	Chris Tyree	RB	5-9 ½	188	Fr.	4	Chester, VA/Thomas Dale
30	Chris Velotta	S	5-8 ¾	194	So.	4	Cleveland, OH/St. Ignatius
65	Michael Vinson	LS	6-2	226	Jr.	3	Winnetka, IL/New Trier
16	KJ Wallace	S	5-10 ¼	189	So.	4	Atlanta, GA/The Lovett School
82	Xavier Watts	WR	5-11 ¾	199	Fr.	4	Omaha, NE/Harry A. Burke
40	Drew White	LB	6-0 ¾	227	Sr.	2	Boca Raton, FL/St. Thomas Aquinas
62	Brennan Wicks	OL	6-5	280	Fr.	4	Forestville, MD/Bishop McNamara
18	Joe Wilkins Jr.	WR	6-1 ½	190	Jr.	3	North Fort Myers, FL/North Fort Myers
23	Kyren Williams	RB	5-9	195	So.	4	St. Louis, MO/St. John Vianney
89	Brock Wright	TE	6-4 ½	255	Sr.	1	Cypress, TX/Cy-Fair

Note: Class years are academic enrollment; Eligibility is seasons remaining entering year (all listed for fall of 2020)

Kendall Abdur-Rahman	ab-DUR RAH-men	Jonathan Doerer	DOOR-er
Jayson Ademilola	add-ah-ME-oh-la	Liam Eichenberg	ike-EN-burg
Justin Ademilola	add-ah-ME-oh-la	Alex Ehrensberger	Air-ens-ber-ger
Litchfield Ajavon	adge-AH-von	Cameron Ekanayake	eck-uh-NY-uh-kuh
Leo Albano	al-BAHN-o	Osita Ekwonu	oh-SEE-tuh e-KWAN-ooo
Kevin Bauman	Bow-man	C'Bo Flemister	SEE-bo
TaRiq Bracy	tuh-Rlque	Dawson Goepferich	Gah-frich
Jay Brunelle	Brew-nell	Daelin Hayes	DAY-lin
Cole Capen	Cape-un	Ramon Henderson	RAH-moan
Zeke Correll	Core-ell	Jack Henige	Hen-uh-gee

Kurt Hinish	HI-nish	Adetokunbo Ogundeji	"ah-DAY"O-gun-day-gee
Isaiah Foskey	Foss key	Nana Osafo-Mensah	nah-nah oh-SAH-fō MEN-suh
Giovanni Ghilotti	Gio-vahnni Juh-lot-ee	Jeremiah Owusu-Koramoah	oh-WOO-sue COR-ah-MO-uh
Aidan Keanaaina	Kay-aw-nah-eye-nah	Alex Peitsch	Pie-tsuh
Andrew Kristofic	kris-TAH-fik	George Takacs	tak-ISS
Marist Liufau	lee-UH-fow	Myron Tagovailoa-Amosa	tounge-uh-vai-LO-uah uh-MOE-suh
Michael Mayer	Mayor		
Javon McKinley	ja-VON		
Paul Moala	mo-ALA		
Ovie Oghoufo	uh-GO-fu		



# NUMERICAL ROSTER

# GAME NINE - NORTH CAROLINA TAR HEELS | 4

No.	Name	Pos.	Ht.	Wt.	Cl.	Elg.	Hometown/High School
0	Braden Lenzy	WR	5-11 ¾	181	Jr.	3	Tigard, OR/Tigard Senior
3	Avery Davis	WR	5-11	202	Sr.	2	Cedar Hill, TX/Cedar Hill
3	Houston Griffith	S	5-11 ¾	204	Jr.	2	Chicago, IL/IMG Academy (FL)
4	Kevin Austin Jr.	WR	6-2	215	Jr.	3	Ft. Lauderdale, FL/North Broward Prep
4	Nick McCloud	CB	6-0 ½	192	Gr.	1	Rock Hill, SC/South Pointe/NC State
5	Cam Hart	CB	6-2 ½	207	So.	4	Baltimore, MD/Good Counsel
6	Jeremiah Owusu-Koramoah	LB	6-1 ½	215	Sr.	2	Hampton, VA/Bethel
7	Brendon Clark	QB	6-1 ½	212	So.	4	Midlothian, VA/Manchester
7	Isaiah Foskey	DL	6-4 ¾	257	So.	4	Antioch, CA/De La Salle
8	Jafar Armstrong	WR	6-0 ¾	220	Sr.	2	Lee's Summit, MO/Bishop Miege
9	Daelin Hayes	DL	6-3 ¾	258	Gr.	1	Belleville, MI/Skyline
10	Isaiah Pryor	S	6-1 ½	204	Gr.	2	Lawrenceville, GA/Archer/Ohio State
10	Drew Pyne	QB	5-11 ½	194	Fr.	4	New Canaan, CT/New Canaan
11	Ramon Henderson	CB	6-1	189	Fr.	4	Bakersfield, CA/Liberty
11	Ben Skowronek	WR	6-2 ¾	220	Gr.	1	Fort Wayne, IN/Homestead/Northwestern
12	Ian Book	QB	6-0 ¾	206	Gr.	1	El Dorado Hills, CA/Oak Ridge
12	JD Brown	S	6-0 ¾	194	Jr.	3	Annapolis, MD/St. John's College
13	Lawrence Keys III	WR	5-10 ¾	173	Jr.	3	New Orleans, LA/McDonogh 35
13	Paul Moala	LB	5-11 ½	224	Jr.	2	Mishawaka, IN/Penn
14	J.D. Carney	QB	5-10	180	Sr.	2	San Diego, CA/Cathedral Catholic
14	Kyle Hamilton	S	6-4	219	So.	3	Atlanta, GA/Marist School
15	Jordan Johnson	WR	6-1 ½	195	Fr.	4	St. Louis, MO/Desmet Jesuit
15	Isaiah Rutherford	CB	6-0 ½	193	So.	4	Sacramento, CA/Jesuit
16	Cameron Ekanayake	RB	6-0	200	Sr.	2	Niles, MI/Edwardsburg
16	KJ Wallace	S	5-10 ¼	189	So.	4	Atlanta, GA/The Lovett School
17	Jordan Botelho	DL	6-2 ½	248	Fr.	4	Honolulu, HI/Saint Louis
17	Cole Capen	QB	6-4 ½	227	Jr.	3	Yorba Linda, CA/Orange Lutheran
18	Nana Osafo-Mensah	DL	6-3 ¾	249	So.	4	Fort Worth, TX/Nolan Catholic
18	Joe Wilkins Jr.	WR	6-1 ½	190	Jr.	3	North Fort Myers, FL/North Fort Myers
19	Justin Ademilola	DL	6-1 ¾	248	Jr.	3	Jackson, NJ/St. Peter's Prep
19	Jay Bramblett	P	6-1 ½	193	So.	3	Tuscaloosa, AL/Hillcrest
20	Shaun Crawford	S	5-9 ¾	180	Gr.	1	Lakewood, OH/St. Edward
20	C'Bo Flemister	RB	5-11 ¼	201	Jr.	3	Williamson, GA/Pike County
21	Caleb Offord	CB	6-1	184	Fr.	4	Southaven, MS/Southaven
22	Kendall Abdur-Rahman	WR	5-11 ½	190	So.	4	Edwardsville, IL/Edwardsville
23	Litchfield Ajavon	S	6-0 ¾	198	So.	4	Baltimore, MD/Episcopal
23	Kyren Williams	RB	5-9	195	So.	4	St. Louis, MO/St. John Vianney
24	Jack Kiser	LB	6-1 ½	227	So.	4	Royal Center, IN/Pioneer
24	Tommy Tremble	TE	6-4	248	Jr.	3	Johns Creek, GA/Wesleyan
25	Chris Tyree	RB	5-9 ½	188	Fr.	4	Chester, VA/Thomas Dale
25	John Mahoney	S	6-0	207	Sr.	2	West Des Moines, IA/Valley
26	Leo Albano	WR	6-1	219	Jr.	3	Charleston, SC/Bishop England
26	Clarence Lewis	CB	5-11 ½	192	Fr.	4	Edison, NJ/Mater Dei
27	JD Bertrand	LB	6-1	228	So.	4	Alpharetta, GA/Blessed Trinity
27	Chase Ketterer	QB	5-11 ¾	194	Fr.	4	New Carlisle, IN/New Prairie
28	TaRiq Bracy	CB	5-10 ¾	180	Jr.	2	Milpitas, CA/Milpitas
28	Griffin Eifert	WR	6-0 ½	195	Fr.	4	Fort Wayne, IN/Bishop Dwenger
29	Ovie Oghoufo	DL	6-3	240	Jr.	3	Lathrup Village, MI/Harrison
30	Jake Rittman	P	6-2 ¼	197	Jr.	3	Lawrence, KS/Free State
30	Chris Velotta	S	5-8 ¾	194	So.	4	Cleveland, OH/St. Ignatius
31	Jack Lamb	LB	6-3 ¾	230	Jr.	3	Temecula, CA/Great Oak
32	Patrick Pelini	S	6-1	190	Sr.	2	Youngstown, OH/Cardinal Mooney
32	Matt Salerno	WR	6-0 ¾	196	Jr.	3	Valencia, CA/Crespi Carmelite
33	Shayne Simon	LB	6-2 ¾	230	Jr.	2	West Orange, NJ/St. Peter's Prep
34	Osita Ekwonu	LB	6-0 ¾	236	So.	4	Charlotte, NC/Providence Day School
35	Marist Liufau	LB	6-2 ¼	226	So.	4	Kalihi, HI/Punahou

No.	Name	Pos.	Ht.	Wt.	Cl.	Elg.	Hometown/High School
36	Eddie Scheidler	S	5-9 ½	184	So.	4	Lake Forest, IL/Lake Forest
37	Henry Cook	WR	5-10	175	Fr.	4	Shaker Heights, OH/St. Ignatius
37	Chase Love	S	6-0 ¼	197	Jr.	2	Chicago Heights, IL/Marian Catholic
38	Dawson Goepferich	K/P	6-2	200	Gr.	1	Holt, MO/Kearney/Brown
39	Jonathan Doerer	K/P	6-3	197	Sr.	1	Charlotte, NC/South Mecklenburg
40	Drew White	LB	6-0 ¼	227	Sr.	2	Boca Raton, FL/St. Thomas Aquinas
41	Kurt Hinish	DL	6-1 ¾	296	Sr.	1	Pittsburgh, PA/Central Catholic
43	Greg Mailey	WR	6-1	203	Jr.	3	Hudson, OH/Hudson
43	Marcus Thorne	CB	6-0 ¾	199	Jr.	3	Washington, IN/Washington
44	Alex Peitsch	LS	6-1 ½	208	Fr.	4	Ellicott City, MD/St. John's College
46	Axel Raarup	LS	6-0 ½	202	Jr.	2	Mendota Heights, MN/St. Thomas Academy
48	Xavier Lezynski	TE	6-1 ¾	213	Gr.	2	Newtown, NJ/Notre Dame (NJ)
49	Jack Henige	TE	6-5	238	Sr.	2	Hinsdale, IL/Fenwick
50	Reed Gregory	LB	6-0	210	Sr.	2	Morristown, NJ/Delbarton
52	Bo Bauer	LB	6-2 ¾	230	Jr.	2	Harborcreek, PA/Cathedral Prep
52	Zeke Correll	OL	6-3	295	So.	4	Cincinnati, OH/Anderson
53	Quinn Murphy	OL	6-5 ¼	308	So.	4	Duxbury, MA/Duxbury
54	Jacob Lacey	DL	6-1 ¾	293	So.	3	Bowling Green, KY/South Warren
55	Jarrett Patterson	OL	6-4 ½	305	Jr.	3	Laguna Hills, CA/Mission Viejo
56	Howard Cross III	DL	6-0 ¾	275	So.	3	Paramus, NJ/Saint Joseph Regional
56	John Dirksen	OL	6-5 ¾	306	Jr.	3	Maria Stein, OH/Marion Local
57	Jayson Ademilola	DL	6-3	279	Jr.	2	Jackson, NJ/St. Peter's Prep
61	Colin Grunhard	C	6-0 ½	290	Sr.	1	Mission, KS/Bishop Miege
62	Brennan Wicks	OL	6-5	280	Fr.	4	Forestville, MD/Bishop McNamara
64	Max Siegel II	OL	6-1 ¾	285	Jr.	3	Fishers, IN/Brebeuf Jesuit
65	Michael Vinson	LS	6-2	226	Jr.	3	Winnetka, IL/New Trier
68	Michael Carmody	OL	6-5 ½	300	Fr.	4	Mars, PA/Mars Area
69	Aaron Banks	OL	6-5 ¾	330	Sr.	2	Alameda, CA/El Cerrito
70	Hunter Spears	OL	6-3 ¾	304	So.	4	Garland, TX/Sachse
72	Robert Hainsey	OL	6-4 ¾	290	Sr.	1	Pittsburgh, PA/IMG Academy (FL)
73	Andrew Kristofic	OL	6-5 ¼	292	So.	4	Gibsonia, PA/Pine-Richland
74	Liam Eichenberg	OL	6-6 ¾	302	Gr.	1	Cleveland, OH/Saint Ignatius
75	Josh Lugg	OL	6-6 ¾	310	Sr.	2	Wexford, PA/North Allegheny Senior
76	Dillan Gibbons	OL	6-4	309	Sr.	2	Clearwater, FL/Clearwater Central Catholic
77	Quinn Carroll	OL	6-6 ¾	306	So.	4	Edina, MN/Edina
78	Tommy Kraemer	OL	6-5 ¾	317	Gr.	1	Cincinnati, OH/Elder
79	Tosh Baker	OL	6-8	300	Fr.	4	Scottsdale, AZ/Pinnacle
80	Micha Jones	WR	6-4 ½	219	Jr.	3	Gurnee, IL/Warren
81	Jay Brunelle	WR	6-1 ½	199	Fr.	4	Paxton, MA/Saint John's
82	Xavier Watts	WR	5-11 ¾	199	Fr.	4	Omaha, NE/Harry A. Burke
83	Charlie Selna	TE	6-6 ¾	240	Fr.	4	Atherton, CA/Sacred Heart Prep
84	Kevin Bauman	TE	6-4 ½	240	Fr.	4	Red Bank, NJ/Red Bank Catholic
85	George Takacs	TE	6-6	245	Jr.	3	Naples, FL/Gulf Coast
86	Conor Ratigan	WR	5-11 ¾	179	So.	4	Granger, IN/St. Joseph
87	Michael Mayer	TE	6-4 ½	249	Fr.	4	Independence, KY/Covington Catholic
88	Javon McKinley	WR	6-2	215	Gr.	1	Corona, CA/Centennial
89	Brock Wright	TE	6-4 ½	255	Sr.	1	Cypress, TX/Cy-Fair
91	Adetokunbo Ogundeji	DL	6-4 ¾	268	Gr.	1	West Bloomfield, MI/Walled Lake Central
92	Aidan Keanaaina	DL	6-3	312	Fr.	4	Brighton, CO/J.K. Mullen
93	Zane Heemsoth	DL	6-5	240	So.	4	Elmhurst, IL/York
94	Giovanni Ghilotti	DL	6-4 ¾	224	Fr.	4	Greenbrae, CA/Marin Catholic
95	Myron Tagovailoa-Amosa	DL	6-2 ½	282	Sr.	2	Ewa Beach, HI/Kapole
98	Alexander Ehrensberger	DL	6-6 ¾	252	Fr.	4	Dusseldorf, Germany/Theodor-Fliedner
98	Harrison Leonard	K/P	5-10 ¾	196	So.	4	Jamestown, RI/Avon Old Farms School
99	Rylie Mills	DL	6-5 ¾	273	Fr.	4	Lake Bluff, IL/Lake Forest

Note: Class years are academic enrollment; Eligibility is seasons remaining entering year (all listed for fall of 2020)

Kendall Abdur-Rahman	ab-DUR RAH-men	Jonathan Doerer	DOOR-er
Jayson Ademilola	add-ah-ME-oh-la	Liam Eichenberg	ike-EN-burg
Justin Ademilola	add-ah-ME-oh-la	Alex Ehrensberger	Air-ens-ber-ger
Litchfield Ajavon	adge-AH-von	Cameron Ekanayake	eck-uh-NY-uh-kuh
Leo Albano	al-BAHN-o	Osita Ekwonu	oh-SEE-tuh e-KWAN-ooo
Kevin Bauman	Bow-man	C'Bo Flemister	SEE-bo
TaRiq Bracy	tuh-Rlque	Dawson Goepferich	Gah-frich
Jay Brunelle	Brew-nell	Daelin Hayes	DAY-lin
Cole Capen	Cape-un	Ramon Henderson	RAH-moan
Zeke Correll	Core-ell	Jack Henige	Hen-uh-gee

Kurt Hinish	HI-nish	Adetokunbo Ogundeji	"ah-DAY"O-gun-day-gee
Isaiah Foskey	Foss key	Nana Osafo-Mensah	nah-nah oh-SAH-fō MEN-suh
Giovanni Ghilotti	Gio-vahnni Juh-lot-ee	Jeremiah Owusu-Koramoah	oh-WOO-sue COR-ah-MO-uh
Aidan Keanaaina	Kay-aw-nah-eye-nah	Alex Peitsch	Pie-tsich
Andrew Kristofic	kris-TAH-fik	George Takacs	tak-ISS
Marist Liufau	lee-UH-fow	Myron Tagovailoa-Amosa	tounge-uh-vai-LO-uah uh-MOE-suh
Michael Mayer	Mayor		
Javon McKinley	ja-VON		
Paul Moala	mo-ALA		
Ovie Oghoufo	uh-GO-fu		



## NOTRE DAME OFFENSE

Pos.	No.	Name	Ht.	Wt.	Class	Elig.*
<b>WR</b>	11	Ben Skowronek	6-3	224	Gr.	1
	18	Joe Wilkins Jr.	6-1 ½	190	Jr.	3
<b>WR</b>	3	Avery Davis	5-11	202	Sr.	2
	18	Joe Wilkins Jr.	6-1 ½	190	Jr.	3
<b>LT</b>	74	Liam Eichenberg	6-6 ¾	302	Gr.	1
	73	Andrew Kristofic	6-5 ¼	292	So.	4
<b>LG</b>	69	Aaron Banks	6-5 ¾	330	Sr.	2
	76	Dillan Gibbons	6-4	309	Sr.	2
<b>C</b>	52	Zeke Correll	6-3	295	So.	4
	75	Josh Lugg	6-6 ¾	310	Sr.	2
<b>RG</b>	75	Josh Lugg	6-6 ¾	310	Sr.	2
	56	John Dirksen	6-5 ½	306	Jr.	3
<b>RT</b>	72	Robert Hainsey	6-4 ¾	290	Sr.	1
	77	Quinn Carroll	6-6 ¾	306	So.	4
<b>TE</b>	89	Brock Wright	6-4 ½	255	Sr.	1
	24	Tommy Tremble	6-4	248	Jr.	3
<b>or</b>	85	George Takacs	6-6	245	Jr.	3
	87	Michael Mayer	6-5	235	Fr.	4
<b>WR</b>	88	Javon McKinley	6-2	215	Gr.	1
	8	Jafar Armstrong	6-0 ¾	220	Sr.	2
<b>QB</b>	12	Ian Book	6-0 ¾	206	Gr.	1
	7	Brendon Clark	6-1 ¾	212	So.	4
<b>RB</b>	23	Kyren Williams	5-9	194	So.	4
	25	Chris Tyree	5-9 ½	188	Fr.	4
<b>or</b>	20	C'Bo Flemister	5-11 ¼	201	Jr.	3

## NOTRE DAME DEFENSE

Pos.	No.	Name	Ht.	Wt.	Class	Elig.*
<b>DE</b>	9	Daelin Hayes	6-3 ¾	270	Gr.	1
	29	Ovie Oghoufo	6-3	240	Jr.	3
<b>or</b>	7	Isaiah Foskey	6-4 ¾	257	So.	4
<b>DT</b>	95	Myron Tagovailoa-Amosa	6-2 ½	282	Sr.	2
	99	Rylie Mills	6-5 ½	273	Fr.	4
<b>NG</b>	41	Kurt Hinish	6-1 ¾	296	Sr.	1
	54	Jacob Lacey	6-1 ¾	293	So.	3
<b>or</b>	56	Howard Cross III	6-0 ¾	275	So.	3
<b>DE</b>	91	Adetokunbo Ogundeji	6-4 ¾	268	Gr.	1
	19	Justin Ademilola	6-1 ¾	248	Jr.	3
<b>or</b>	7	Isaiah Foskey	6-4 ¾	257	So.	4
<b>BUCK</b>	33	Shayne Simon	6-2 ¾	230	Jr.	2
<b>or</b>	35	Marist Liufau	6-2 ¼	226	So.	4
<b>or</b>	24	Jack Kiser	6-1 ¾	227	So.	4
<b>MIKE</b>	40	Drew White	6-0 ¼	227	Sr.	2
	52	Bo Bauer	6-2 ¾	230	Jr.	2
<b>ROV</b>	6	Jeremiah Owusu-Koramoah	6-1 ½	215	Sr.	2
	10	Isaiah Pryor	6-1 ½	204	Gr.	2
<b>CB</b>	4	Nick McCloud	6-0 ½	192	Gr.	1
	5	Cam Hart	6-2 ½	207	So.	4
<b>FS</b>	14	Kyle Hamilton	6-4	219	So.	3
	12	DJ Brown	6-0 ¾	194	Jr.	3
<b>SS</b>	20	Shaun Crawford	5-9 ¾	180	Gr.	1
	3	Houston Griffith	5-11 ¾	204	Jr.	2
<b>CB</b>	16	KJ Wallace	5-10 ¼	189	So.	4
	26	Clarence Lewis	5-11 ½	192	Fr.	4
	28	TaRiq Bracy	5-10 ¾	180	Jr.	2

## NOTRE DAME SPECIAL TEAMS

Pos.	No.	Name	Ht.	Wt.	Class	Elig.*
<b>KO</b>	39	Jonathan Doerer	6-3	197	Sr.	1
	38	Dawson Goepferich	6-2	200	Gr.	1
<b>PK</b>	39	Jonathan Doerer	6-3	197	Sr.	1
	38	Dawson Goepferich	6-2	200	Gr.	1
<b>P</b>	19	Jay Bramblett	6-1 ½	193	So.	3
	38	Dawson Goepferich	6-2	200	Gr.	1
<b>LS</b>	65	Michael Vinson	6-2	226	Jr.	3
	44	Alex Peitsch	6-1 ¾	208	Fr.	4

## NOTRE DAME SPECIAL TEAMS

Pos.	No.	Name	Ht.	Wt.	Class	Elig.*
<b>HLD</b>	19	Jay Bramblett	6-1 ½	193	So.	3
	14	J.D. Carney	5-10	180	Sr.	2
<b>PR</b>	32	Matt Salerno	6-0 ¾	196	Jr.	3
<b>or</b>	13	Lawrence Keys III	5-10 ¾	173	Jr.	3
<b>KR</b>	25	Chris Tyree	5-9 ½	188	Fr.	4
	8	Jafar Armstrong	6-0 ¾	220	Sr.	2

\*Indicates years of eligibility remaining entering the 2020 season (class indicates academic year)



## NOTRE DAME STADIUM

- In its 91st season as the home of Fighting Irish Football, Notre Dame boasts a 361-114-5 (.757) record in Notre Dame Stadium.



## HOME FIELD WIN STREAK

- Notre Dame has won 23-straight games at home dating back to Sept. 30, 2017, starting with a victory over Miami (Ohio) and extending to the 2020 win over Clemson (47-40).
- It continues the modern-era record for longest home winning streak for the Irish (28-straight from 1942-50). With the 52-0 shutout of South Florida, the Irish topped the previous modern streak of 19-straight from 1987-90.
- Clemson is the only other Power 5 program that boasts a home streak of more than 22 games:

School	Home Winning Streak
Clemson	27
Ohio State	24
NOTRE DAME	23

- The Irish completed an undefeated home slate for the second-consecutive season in 2019. Notre Dame had not achieved back-to-back undefeated home seasons since 1988-89.

### BEATING NO. 1 AT HOME

- The last two times the Irish have played at Notre Dame Stadium as a top-five team against a No. 1 program, the Irish are undefeated (1993 vs. Florida State and 2020 vs. Clemson).

## ATTENDANCE POLICIES

- Attendance at Notre Dame Football games in 2020 will be limited to 20 percent or less of Notre Dame Stadium's normal capacity. Priority will be given to Notre Dame Students, assuring that every student who wants to attend games will be able to do so. Once student demand has been met, the remaining tickets will be made available to Notre Dame Faculty and Staff.
- All attendees will be required to wear masks and practice physical distancing. Tailgating will not be permitted. Mobile ticketing will be used.

## 2020. MAN

### TAKING ON THE BEST

- Notre Dame's victory over No. 1 Clemson was Notre Dame's ninth win over an AP No. 1 opponent, which ties for second-most all-time (Miami). Only Alabama has more (10).
- The matchup with Clemson was the first game for the Irish against the No. 1 team in the Brian Kelly era. Notre Dame has played one other Top 10 team at home in that span: No. 8 ND winning 38-17 over No. 7 Stanford (2018).
- Notre Dame has won six of the last seven games when playing No. 1 as a top-five team.
- Notre Dame's 47 points vs. Clemson are the most an Irish team has ever scored against a No. 1 opponent.
- Of the five longest regular-season winning streaks in college football history, Notre Dame has single-handedly ended three of those streaks: Oklahoma's 45 (1953-57), Miami's 36 (1985-88) and Clemson's 36 (2017-20).
- Since the start of 2018, Notre Dame is 31-3 (.912). That rate ranks fourth among all teams who have made an appearance in the College Football Playoff since its inception in 2014.
- Among those teams, Notre Dame is one of just four teams that have totaled three or fewer losses since the beginning of 2018.

School	Record Since 2018	Win Pct.
Clemson	36-2	.947
Alabama	32-2	.941
Ohio State	30-2	.938
NOTRE DAME	31-3	.912
Oklahoma	30-6	.833
LSU	28-6	.824
Georgia	28-7	.800
Oregon	24-6	.800
Washington	20-9	.690
Michigan State	15-15	.500
Florida State	13-20	.394

### WELCOME TO THE CLUB

- For the first time in the 132-year history of the Notre Dame Football Program, the Fighting Irish are playing the 2020 football season as members of the Atlantic Coast Conference (131 years were spent as an independent. The 132nd season is the first in the ACC). Each ACC squad will play 10 conference games, in addition to one non-conference matchup, to complete a modified 11-game schedule. The two squads with the best records will face off in the ACC Championship in December.
- In the ACC Preseason Order of Finish, the Irish were ranked second behind Clemson, who entered the season as the top-ranked team in the nation. On Nov. 7, Notre Dame beat Clemson at Notre Dame Stadium (47-40, 20T)
- In a partnership that began in 2014, Notre Dame and the ACC agreed to schedule the Irish to play, on average, five ACC opponents each season. Originally scheduled through the 2025 season, the games have now been scheduled through the 2037 campaign.

- Notre Dame is 30-7 (.811) against ACC opponents since the scheduling agreement began during the 2014 season, and including 2020 play as a conference member (See page 17 for complete list of games under this agreement).

## 2020 CAPTAINS

- Dick Corbett Head Football Coach Brian Kelly announced five team captains for Notre Dame's 2020 football campaign this fall. They include returning 2019 captains QB Ian Book and OL Robert Hainsey, as well as first-time captains S Shaun Crawford, DL Daelin Hayes and DL Adetokunbo Ogundeji.
- Book and Hainsey earn the role as rare two-time captains, just the 23rd and 24th Notre Dame players in the program's 131-season history to ever serve multiple seasons as a team captain. More than 200 players have served in the captain role for Irish Football.

## IRISH IN THE POLLS

- The Irish were ranked No. 2 in the AP Poll beginning last week, their highest ranking since 2012.
- Through the Brian Kelly era (11 seasons), the Irish have been ranked in the AP Top 10 at least one week in each of the last seven seasons, and eight of the last nine.
- The Irish have been ranked in the AP Top 10 for their first game in November in five of the seven seasons of the College Football Playoff's existence, within striking distance of a playoff spot.
- Notre Dame has been ranked in the AP Top 25 for 57-consecutive weeks, the longest such streak for the Irish since the 1994 season (124 weeks).

Notre Dame - Consecutive Weeks Appearing in the AP Poll	Seasons
124	1987-1994
97	1969-1975
75	1942-1950
57	2017-2020
46	1952-1956
41	1964-1967

- The 57-week run currently ranks fourth among all FBS active streaks, which do not include teams who were not listed in the initial AP polls at the beginning of the season (Big Ten and Pac-12).

Team	Weeks	Seasons
Alabama	208	2008-20
Clemson	97	2014-20
Georgia	61	2017-20
NOTRE DAME	57	2017-20
Florida	40	2018-20
Cincinnati	23	2019-20

## NORTH CAROLINA - THE LAST TIME

- **October 7, 2017- Notre Dame 33, North Carolina 10:** QB **Ian Book** made his first-career start in the 33-10 win over the Tar Heels in Chapel Hill. The sophomore, who had thrown just eight passes this season, was 17 of 31 for 146 yards and a touchdown while running for 45 yards.
- **Josh Adams** ran for 118 yards, including a 73-yard touchdown. Adams, ranked among the national rushing leaders, carried the ball just 13 times before leaving the game. **Deon McIntosh** added 124 yards rushing and two scores for the Irish (5-1), who won a third-straight road game against a power-conference opponent despite not having starting QB **Brandon Wimbush** due to a right foot injury.
- "I had some nerves when I first got out there," Book said after the game. "But the 10 guys on that offense with me make my job a lot easier, so I had all the confidence in the world."
- Still, the Fighting Irish had no trouble earning their fourth-straight win by at least 20 points since a 20-19 loss to Georgia on Sept. 9, the first time they had accomplished that feat since 2005.

## SERIES HISTORY

### NORTH CAROLINA (18-2-0)

H: 12-0-0; A: 5-2-0; N: 1-0-0

Brian Kelly Era: 2-0 Since 2000: 3-1

Home/Away (Since 2000)	Year	Score
Home	2006	ND 45, UNC 26
Away	2008	ND 24, UNC 29
Home	2014	ND 50, UNC 43
Away	2017	ND 33, UNC 10

## NORTH CAROLINA CONNECTIONS

- Two Notre Dame football student-athletes hail from the state of North Carolina: **Jonathan Doerer** and **Osita Ekwonu** (both from Charlotte). Ekwonu attended Providence Day School, as did North Carolina DL **Kedrick Bingley-Jones**.
- Irish defensive backs coach/defensive pass game coordinator **Terry Joseph** spent 2017 as defensive backs coach for the Tar Heels.
- North Carolina director of athletics **Bubba Cunningham** is a Notre Dame graduate ('84, '88) and served in various roles in Notre Dame's athletic administration from 1988-2002, most recently as associate director of athletics for external affairs.

## THE BOOK OF IAN

- Grad student QB **Ian Book**'s return as the starter in 2020 marks the first time the Irish have entered a season with a quarterback boasting at least two seasons of majority of games started (23-of-26 games from 2018-19) since Jimmy Clausen in 2009 (22-of-25 games from 2007-08).
- Book is 28-3 (.903) as a starter, which ranks second nationally among all FBS quarterbacks (min. 20 wins), even as Book ranks 14th overall in total QB career starts (31). His 28 wins are fourth among all FBS quarterbacks.

Player	Team	QB Win Pct.
Trevor Lawrence	Clemson	96.9 (31-1)
<b>IAN BOOK</b>	<b>NOTRE DAME</b>	<b>90.3 (28-3)</b>
Desmond Ridder	Cincinnati	87.9 (29-4)
Zac Thomas	Appalachian State	85.3 (29-5)
McKenzie Milton	UCF	81.8 (27-6)
Brady White	Memphis	72.2 (26-10)
Kellen Mond	Texas A&M	67.5 (27-13)
Shane Buechele	SMU	65.9 (27-14)
Sam Ehlinger	Texas	62.5 (25-15)

- Book has totaled 195-consecutive passing attempts without an interception, the third-longest among all FBS QBs. Only one Power 5 quarterback has a longer streak (Sam Hartman, Wake Forest):


Player	Team	Consecutive completions w/o INT
Tyrrell Pigrome	Western Kentucky	237
Sam Hartman	Wake Forest	234
<b>IAN BOOK</b>	<b>NOTRE DAME</b>	<b>195</b>
Jayden Daniels	Arizona State	180
Jarret Doege	West Virginia	173

- Book's 195-consecutive attempts without an interception are the second-longest such streak in Notre Dame quarterback history. The only longer streak in Irish QB history is Brady Quinn's 226 (Michigan State-Army, 2006).

### THE CHAPTERS

- Book went 20-of-27 for 283 yards and three touchdowns in the 45-31 win over Boston College. Posting zero sacks and zero interceptions, he also added 10 rushes for 85 yards and a touchdown, leading the team in rushing yards.
- With a 74.1 completion PCT., Book led all ACC quarterbacks on the weekend. He was also the only ACC quarterback not to take a sack on the weekend (among eligible QBs).
- His 10.48 yards/attempt were the second-most in the ACC for the week. Book's 198.8 passer rating ranked sixth on the weekend among all FBS quarterbacks.
- Accounting for four touchdowns (three passing, one rushing), Book's game marked the first time a Notre Dame player has been responsible for four or more touchdowns in a single game since he did it at Stanford in 2019.
- Taking down No. 1 Clemson in double-overtime, Book was awarded the game ball for a performance in which he completed 22 passes for 310 yards and a touchdown, also rushing 14 times for 67 yards.

- His 310 passing yards came against the then second-ranked passing defense in the ACC (behind Notre Dame) in Clemson (allowed 174.9 avg./game entering the game), marking the eighth 300-yard game of his career. He now ranks third all-time in 300-yard passing games among all Irish QBs, passing offensive coordinator Tommy Rees (7).
- Book went 5-for-5 to start the game, not throwing his first incompletion until 13:20 remained in the second quarter.
- His 67 rushing yards alone outpaced the entire Clemson offense, which posted 34 rushing yards.
- Thirteen of Book's 22 completions were for gains of 10 yards or more, and four gained 28 yards or more. Six of Book's completions resulted in successful third-down conversions.
- In the game at Georgia Tech, Book completed 18 passes for 199 yards and a touchdown, while also rushing for 46 yards. Three of his rushes resulted in first downs, and two of those first-down runs were 13 yards or longer.
- Book was named to the Davey O'Brien Great 8 List for his performance in the 45-3 road win over Pitt. Book completed 16 passes for 312 yards and three TDs with zero interceptions. His three passing touchdowns led all ACC quarterbacks that week, along with his TD pct. (10.0, min. 20 attempts). His 312 passing yards were the second-most in the conference that week, and his 173.7 rating was the second-highest in the ACC for the week.
- Book's three TD passes against Pitt ranked second among all Power 5 quarterbacks that week (just four other Power 5 quarterbacks threw three or more TD passes that week).
- Book's 73-yard touchdown pass to Ben Skowronek was the third-longest pass in the FBS that week and second-longest among ACC quarterbacks.
- Notre Dame posted 11 rushing first downs against the ACC's top-ranked rushing defense (Pitt), and Book was responsible for three of those first downs, including an 18-yard dash to later set up the 73-yard TD pass to Skowronek.
- In the win over Louisville, Book passed for 106 yards and rushed for 47, also fooling a Louisville defender to gain extra yardage on an impressive go-ahead touchdown run.
- In the 12-7 victory over Louisville, Book and the offense held the ball for 36:15, including an impressive 7:55, 57-







## NATIONAL RANKINGS

## TEAM NATIONAL RANKINGS

\*Conference leader

## OFFENSE

- \*Third-down conversion pct.: Seventh (0.536)
- Total first downs: 15th (198)
- Passes had intercepted: Seventh (1)
- Rushing offense: 14th (233.5/game)

## DEFENSE

- \*Third-down conversion defense: Fifth (0.260)
- Fumbles recovered: 13th (7)
- \*Rushing defense: Fourth (85.1)
- \*Total defense: Ninth (304.1)
- \*Scoring defense: 11th (16.6)
- Team passing efficiency defense: 17th (113.35)
- Team tackles for loss: 10th (8.4)

## SPECIAL TEAMS

- Blocked punts: Fifth (2)
- Blocked kicks: 11th (2)

## TEAM

- \*Time of possession: 10th (34:05)

## INDIVIDUAL NATIONAL RANKINGS

\*Conference leader

## QB Ian Book (Gr.)

- Passing yards: 21st (1,818)

## DL Jordan Botelho (Fr.)

- \*Punt return TDs: Second (1)

## K/P Jonathan Doerer (Sr.)

- Field goals per game: 20th (1.50)
- Total points scored: 15th (72)

## DL Isaiah Foskey (So.)

- \*Punt return TDs: Second (1)

## CB Nick McCloud (Gr.)

- \*Fumbles recovered: Fourth (2 total)

## RB Kyren Williams (So.)

- Rushing TDs: 10th (10)
- Rushing yards: 13th (777)
- Total touchdowns: 16th (10)

yard drive to end the fourth quarter and preserve the win.

- Book quarterbacked ND to 554 yards of total offense in the 42-26 win over Florida State, the most for Notre Dame since 2019 vs. Bowling Green (573 yards).
- Book recorded three rushing touchdowns in the first half against South Florida - the second time in his career in which he has rushed for three touchdowns in a game (Wake Forest - 2018). He became the first quarterback

## 2020 BOOK RECORD WATCH

Record	Player	Leaders
300-Yard Passing Games (Career)	Ian Book	11 - Brady Quinn, 2003-06 10 - Jimmy Clausen, 2007-09 <b>8 - Ian Book, 2016-</b>
Touchdown Passes (Career)	Ian Book	95 - Brady Quinn, 2003-06 <b>68 - Ian Book, 2016-</b>
Pass Completions (Career)	Ian Book	929 - Brady Quinn (2003-06) 695 - Jimmy Clausen (2007-09) <b>634 - Ian Book, 2016-</b>
Passing Yards (Career)	Ian Book	11,762 - Brady Quinn, 2003-06 8,148 - Jimmy Clausen, 2007-09 <b>7,936 - Ian Book, 2016-</b>
Consecutive Games Completing a Pass (Career)	Ian Book	49 - Brady Quinn (12, 2003; 12, 2004; 12, 2005; 13, 2006) 43 - Ron Powlus (11, 1994; 10, 1995; 11, 1996; 11, 1997) <b>35 - Ian Book, (4, 2017; 10, 2018; 13, 2019; 7, 2020)</b>
QB Rushing Yards (Career)	Ian Book	1,921 - Tony Rice (1987-89) <b>1,397 - Ian Book, 2016-</b>
Victories as a starting QB	Ian Book	29 - Brady Quinn, 2003-06 29 - Ron Powlus, 1994-97 29 - Tom Clements, 1972-74 <b>28 - Ian Book, 2016-</b> 28 - Rick Mirer, 1989-92 28 - Tony Rice, 1987-89
Winning Percentage as a Starting QB	Ian Book	.932 - John Lujack, 1943, 1946-47 (20-1-1) .903 - Tony Rice, 1987-89 (28-3-0) <b>.903 - Ian Book, 2016- (28-3-0)</b>
Total Offensive Yards (Career)	Ian Book	11,944 - Brady Quinn, 2003-06 <b>9,333 - Ian Book, 2016-</b>
Points Responsible For (Career)	Ian Book	606 - Brady Quinn, 2003-06 (6 rush TDs, 95 pass TDs) <b>492 - Ian Book, 2016- (14 rush TDs, 68 pass TDs)</b>
QB Rushing TDs (Career)	Ian Book	23 - Tony Rice, 1987-89 18 - DeShone Kizer, 2015-16 17 - Rick Mirer, 1989-92 16 - Brandon Wimbush, 2015-18 16 - Joe Theismann, 1968-70 16 - Terry Hanratty, 1966-68 15 - Paul Hornung, 1954-56 <b>14 - Ian Book, 2016-</b> 14 - Everett Golson, 2012, '14 14 - Joe Montana, 1975, 77-78

in Notre Dame history (modern era) to rush for three touchdowns in a half, and his three rushing TDs are still the ACC's single-game high.

- In the 52-0 win over South Florida, Book completed 12-of-19 passes for 144 yards, also managing an offense that scored five rushing touchdowns, traveled 430 yards, posted zero turnovers and only punted twice.
- In the season opener vs. Duke, Book completed 19-of-31 passes, including a 75-yard long, for 236 yards and a touchdown. He also rushed for 12 yards. Book quarterbacked the Irish offense to five scoring drives, the first of which went 96 yards in 12 plays, to take the lead in the second quarter. It was the longest drive by the Irish since a 97-yard drive in the 30-27 home win over Southern Cal in 2019. Notre Dame also added an 83-yard touchdown drive later in the game.
- In all, the Irish offense outrushed (178-75), outpassed (263-259) and outgained (441-334) the Blue Devils, and were 3-4 in the redzone.

## HEADED FOR THE RECORD BOOKS

- With his 28th-career win as a starting QB over Boston College, Book moves into a tie for second all-time in victories as a Notre Dame starting quarterback.
- Thanks to his 283 passing yards at Boston College, Book moved into third all-time in Notre Dame history for career passing yards, passing John and Bobbie Arlotta Offensive Coordinator Tommy Rees (7,670) in the Irish quarterback rankings. Book currently boasts 7,936 career passing yards.
- Also at Boston College, Book passed Rees (627) in career pass completions to move into third all-time among Irish QBs. Book now totals 634.
- With his rushing touchdown at Boston College, Book moved into a tie for eighth in QB rushing touchdowns with Everett Golson and Joe Montana, all with 14.
- Book has now racked up 35-consecutive games completing a pass, which moves him to third all-time in Notre Dame history.
- With 310 passing yards against Clemson, Book moved into sole possession of third place all-time in career 300-yard passing games among Irish QBs, passing offensive coordinator Tommy Rees.
- With his three-yard rush early in the first quarter at Pitt, Book became just the second quarterback in Notre Dame history to eclipse the 8,000 total offensive yards plateau in his career - joining Brady Quinn '07 (11,944).
- With three TD passes at Pitt, Book moved into second place in Irish QB history for career touchdown passes (63), passing Rees (61).
- At Pitt, Book moved into sole possession of third place all-time among Notre Dame quarterbacks in career pass completions (Book now totals 634-career completions). He was previously tied with associate athletics director for football Ron Powlus.
- With his 47 yards rushing vs. Louisville, Book passed Brandon Wimbush (1,155) to move into second all-time in Notre Dame QB rushing yards. He now owns 1,397.



## THE ACC

### 2020 ACC STANDINGS

	Team	ACC	Overall
1.	NOTRE DAME	7-0	8-0
2.	Clemson	6-1	7-1
	Miami	6-1	7-1
4.	North Carolina	6-2	6-2
5.	NC State	5-3	6-3
6.	Wake Forest	3-3	4-3
7.	Pitt	4-4	5-4
	Boston College	4-4	5-4
	Virginia Tech	4-4	4-5
10.	Virginia	3-4	4-4
11.	Georgia Tech	2-4	2-5
12.	Louisville	2-6	3-6
13.	Duke	1-6	2-6
	Florida State	1-6	2-6
15.	Syracuse	1-7	1-8

### INDIVIDUAL ACC RANKINGS

#### QB Ian Book

- Pass Efficiency: Fifth (148.6)
- Single-game conference high: Rushing TDs (3 vs. South Florida)

#### DL Jordan Botelho

- Single-game conference high: punt return TDs (1 vs. South Florida)

#### K/P Jonathan Doerer

- Scoring: T-Sixth (9.0 pts./game)
- Scoring (Kick): Fourth (9.0 pts./game)
- PAT Kicking Pct: T-First (100.0)
- Single-game conference highs:
  - Kicking points (17 vs. Clemson)
  - Field Goals Made (4 vs. Clemson)
  - Field Goal Attempts (5 vs. Clemson)

#### LB Osita Ekwonu

- Single-game conference mark: Second-most in conference: punt return yards (54 vs. South Florida)

#### DL Isaiah Foskey

- Single-game conference high: punt return TDs (1 at Pitt)

#### CB Nick McCloud

- Passes Defended: T-Sixth (1.00 avg./game)
- Fumbles Recovered: T-Second (0.25 avg./game)

#### LB Jeremiah Owusu-Koramoah

- Tackles for Loss: T-14th (8.5 total)

#### WR Ben Skowronek

- Single-game ACC high: Yards/catch (53.5 at Pitt)
- Single-game ACC high: Receiving TDs (3 at Boston College)

- Book is the all-time leader among Irish QBs in career completion percentage, currently boasting a .632 completion rate. The closest Notre Dame quarterback in the category is Jimmy Clausen (2007-09) with .626.
- Book became the first Notre Dame quarterback with 2,500 passing yards, 500 rushing yards and 30 TD passes in a season with his 2019 regular-season. Jalen Hurts was the only other collegiate student-athlete to hit these marks in the 2019 regular season, while Trevor Lawrence and Sam Ehlinger joined the group, but not until the postseason. Since 2017, only Book, Hurts, Kyler Murray, JT Barrett and D'Eriq King have hit these marks in the regular season.
- In 2019, Book was named Notre Dame Offensive Player of the Year and earned spots on the Davey O'Brien Award Great 8 List three times and as the Manning Star of the Week twice. He finished the season 240-for-399 with 3,034 yards and 34 touchdowns, throwing just six INT. He also ran 112 times for 546 yards and four TDs.
- Just five players in the FBS were responsible for more points than Book's 222 (33 passing TDs, four rushing TDs) in the 2019 regular season.


## AND THE BASE KEEP RUNNIN'

### THE UNIT

- RBs Kyren Williams, C'Bo Flemister and Chris Tyree have each posted at least one 100-yard rushing game. Notre Dame is the only team in the ACC to have three different student-athletes mark a 100-yard rushing game this season, and no Power 5 team has more than three.
- Irish running backs have reached the 100-yard mark six times this season, a figure which ranks third in the ACC.
- With a 127-yard performance by Williams vs. Louisville, it marked Notre Dame's fifth-consecutive game with a 100-yard rusher (beginning with Tony Jones Jr. in the 2019 Camping World Bowl). The last time the Irish strung together five-straight games with a 100-yard rusher was in 2017 (Miami - OH to Wake Forest).

### WHEN THERE'S A WILL[IAMS]

- RB Kyren Williams has reached the 100-yard rushing mark in four of seven total games this season, the second-most individual 100-yard rushing performances in the ACC. Williams ranks fourth in the ACC in rushing yards per game, running for an average of 105.7 yards.
- Williams rushed for three touchdowns vs. Clemson (two in overtime), marking his first three-touchdown game. He is the second Irish player to rush for three touchdowns in a single game this season (Ian Book vs. South Florida).
- He posted 140 yards against the third-ranked rushing defense in the ACC, as Clemson entered the game allowing just 99.9 rushing yards per game. Prior to the matchup, Clemson's defense had allowed just three rushing touchdowns all season. Williams single-handedly doubled that figure.
- Williams broke through for a 65-yard rush on the first official play of the game's opening drive vs. Clemson, tying his career-long rush (Florida State) and marking the



KYREN WILLIAMS



C'BO FLEMISTER



CHRIS TYREE

longest scoring rush of his career. Only one player in the ACC this weekend had a longer scoring rush.

- Taking just 0:33 seconds, Williams' one-play scoring drive was the fastest Notre Dame scoring drive since the 2019 Camping World Bowl, when Tony Jones Jr. broke off an 84-yard rush for a one-play, 00:15 second drive.
- Williams' 486 yards in the first four games of a season was the best opening slate for an Irish RB since Dexter Williams in 2018 (512). Kyren Williams reached three 100-rushing yard performances in just four games, as did Dexter Williams, while it took Josh Adams five games to reach that mark in 2017.

## THE ACC, CONT.

### INDIVIDUAL ACC RANKINGS, Cont.

#### WR Ben Skowronek (CONTINUED)

- Single-game ACC mark: Second-highest in conference: receiving TDs (2 at Pitt)

#### RB Chris Tyree

- Kick Return Avg.: Fifth (21.3 avg./game)

#### RB Kyren Williams

- Rushing: Fifth (97.1 avg./game)
- Scoring (TDs): Fifth (7.5 pts./game)
- All Purpose: Sixth (124.0 avg./game)
- Single-game conference high: Rushing TDs (3 vs. Clemson)
- Single-game conference marks - second-highest in the conference in:
  - TDs (3 vs. Clemson)
  - Yards per catch (46.5 vs. Duke) - second in the ACC behind WR Ben Skowronek.

### TEAM ACC RANKINGS

- Scoring Defense: **First** (16.6 avg./game)
- Scoring Offense: Fourth (37.6 avg./game)
- Total Offense: Third (462.2 avg./game)
- Total Defense: **First** (304.1 avg./game)
- Rushing Offense: T-Second (233.5 avg./game)
- Rushing Defense: **First** (85.1 avg./game)
- Pass Defense: Third (219.0 avg./game)
- Pass Efficiency: Fifth (146.0)
- Pass Defense Efficiency: Second (113.3)
- Kickoff Returns: Fifth (22.2 avg.)
- Punt Return Avg: Third (10.8 avg.)
- Kickoff Coverage: **First** (42.2 net/avg.)
- PAT Kicking: T-**First** (1.000 pct.)
- Sacks Against: T-**First** (13)
- First Downs: Fourth (198 total)
- Opponent First Downs: Second (133 total)
- Third Down Conversions: **First** (54.1 pct.)
- Opponent Third-Down Conversions: **First** (26.0 pct.)
- Fourth Down Conversions: Third (70.0 pct.)
- Opponent Fourth-Down Conversions: Fourth (40.0 pct.)
- Penalty yards: **First** (42.8 avg./game)
- Time of possession: **First** (34:05 avg./game)
- Single-game conference highs:
  - Rushing TDs (6 vs. South Florida)
  - Punt return avg. (31.0 vs. South Florida)
  - Punt return TDs (1 vs. South Florida and at Pitt)
  - Fumbles recovered (3 vs. Clemson)
  - First downs by penalty (6 at Pitt)

- The academic sophomore (redshirt freshman) totaled 15 carries for 76 yards and two TDs at Georgia Tech, as well as two receptions for 24 yards. His two touchdowns marked his third multi-TD game of the season (now boasts four: also vs. Duke, vs. Florida State, vs. Clemson). Williams was one of just five ACC players to rush for two or more touchdowns on the weekend, and the only freshman to reach the mark.
- Williams was responsible for seven of Notre Dame's 24 first downs at Georgia Tech, posting three plays of 10 or more yards, and two of 19 or more yards.
- In a grind game vs. Louisville, Williams showcased his power run ability, plowing for 127 rushing yards alone against a defense that had only allowed 156.8 rushing yards per game entering the matchup with the Irish.
- Williams shattered his previous career-high mark of 112 yards set vs. Duke in the season-opener, rushing for 185 yards on 19 carries vs. Florida State. His 185 rushing yards rank as the third-highest in a single game by any ACC player this season, and the most by any freshman or sophomore ACC player this season (Williams is an academic sophomore, a freshman in eligibility).
- Entering the game, Florida State allowed just 141.3 rushing yards per game. Williams surpassed that total on his own by more than 40 yards. His 185 yards vs. FSU still rank tied the ninth-most in a single game among FBS players this season, and the fourth-most in a single game that week in the FBS. His total is also the highest for a Notre Dame player since 2018. Williams was responsible for 10 of Notre Dame's 15 rushing first-downs in that game.
- Williams posted 117 yards on five carries vs. Florida State, including runs of 65 and 46 yards, in the first quarter. The last time a Notre Dame player rushed for more yards on five or fewer carries was Josh Adams vs. Miami - OH in 2017 (151 yards).
- His 65-yard run in the first quarter vs. Florida State was the longest rush of his career, and his performance marked the second time this season (and in his career) he broke the 100-rushing-yard plateau.
- Williams exploded onto the scene in his first-career start vs. Duke, leading all FBS players in all-purpose yards (205) after rushing for 112 yards and tacking on 93 more in the air. His performance marked the first time an Irish player has reached the 90-yard plateau in both rushing and receiving in a single game since at least 1996.
- In the season-opener vs. Duke, the sophomore back averaged 5.9 yards-per-carry (12 carries) and rushed for two touchdowns, also accounting for two receptions that resulted in 91 yards-after-catch, including a career-high 75-yard reception on a screen pass to bring the Irish in the red zone. Williams the first Irish player to record two or more rushing touchdowns since Tony Jones Jr. had three against Virginia in 2019, and was awarded the game ball vs. Duke for his efforts.

### THE JET

- RB Chris Tyree surpassed the 100-yard mark for the first time in his young career, with 11 carries for 103 yards

and boosted by a 45-yard touchdown run in the second quarter, vs. Florida State. Tyree was responsible for five of Notre Dame's 15 rushing first downs that day.

- His performance was the only 100-rushing yard performance by a true freshman in the ACC that week. On the season, only three ACC true freshmen have recorded 100-rushing yard games, including Tyree.
- Tyree scored his first-career touchdown vs. South Florida. He later would set a then-career mark for longest rush after scampering 31 yards in the second quarter.
- Tyree has also served four games in the kickoff return role for the Irish.

### SEEEYA, C'BO

- RB C'Bo Flemister was awarded the game ball for his performance at Boston College as he rushed for two touchdowns, the most in a single game for Flemister's career. He now totals 10 rushing TDs for his career and five for the season. On the day, he posted 10 rushes for 53 yards.
- Flemister's performance marks the sixth game this season that an Irish player has produced a multi-rushing TD game.
- Flemister posted a career game vs. South Florida, rushing for a career-high 127 yards (13 carries) to go along with a rushing touchdown. His 31-yard run in the fourth quarter was the longest rush of his career, and his performance marked the first time he has broken the 100-rushing-yard plateau in his career.

## HANDS IN THE AIR

### PRIME TIME PASS-CATCHER

- WR Javon McKinley surpassed the 100-yard receiving mark in the win over Clemson, hauling in five passes for 102 yards. Just five ACC players posted 100 or more receiving yards on the weekend, and only one eligible ACC player posted a higher reception average than McKinley (20.4 yards per catch).



**JAVON MCKINLEY**



## HONORS &amp; AWARDS

## TEAM

- Reveal Suits National Team of the Week by FWAA vs. Clemson (11/7)

**Dick Corbett Head Football Coach Brian Kelly**

- Dodd Trophy Coach of the Week vs. Clemson (11/7)
- Dodd Trophy Midseason Watch List

**RB Jafar Armstrong (Sr.)**

- Phil Steele Preseason All-Independent Second Team

**OL Aaron Banks (Sr.)**

- ACC Offensive Lineman of the Week vs. Clemson (11/7)
- Outland Trophy Watch List
- Preseason All-ACC Team
- Pro Football Focus Preseason All-ACC First Team
- Phil Steele Preseason All-Independent First Team

**QB Ian Book (Gr.)**

- Team Captain
- Game ball recipient (Clemson)
- Manning Award Star of the Week – Boston College
- Davey O'Brien Award Great 8 List – Boston College
- Johnny Unitas Golden Arm Award Top 15
- Senior CLASS Award Candidate
- Davey O'Brien Award Great 8 List – Clemson
- CFPA National Performer of the Year November Watch List
- ACC Quarterback of the Week at Pitt (10/24)
- Davey O'Brien Award Great 8 List – Pitt
- Johnny Unitas Golden Arm Award Watch List
- Maxwell Trophy Watch List
- Davey O'Brien Award Watch List
- Manning Award Watch List
- CFPA National Performer of the Year Watch List
- Reese's Senior Bowl Top 250
- Phil Steele Preseason All-Independent First Team
- Pro Football Focus Preseason All-ACC Honorable Mention

**CB TaRiq Bracy (Jr.)**

- Pro Football Focus Team of the Week (Duke)

**P Jay Bramblett (So.)**

- Ray Guy Award Watch List

**S Shaun Crawford (Gr.)**

- Team Captain
- ACC Defensive Back of the Week: Boston College (11/14)
- Gameball recipient: Louisville (10/17)

**WR Avery Davis (Sr.)**

- Earl Campbell Tyler Rose Honorable Mention Player of the Week vs. Clemson (11/7).

**K/P Jonathan Doerer (Sr.)**

- Lou Groza Award Star of the Week vs. Clemson (11/7)
- Groza Award Watch List
- Pro Football Focus Preseason All-ACC Second Team
- Phil Steele Preseason All-Independent First Team

**OL Liam Eichenberg (Gr.)**

- ACC Offensive Lineman of the Week at Pitt (10/24)
- Pro Football Focus Team of the Week vs. Louisville (10/17)
- Outland Trophy Watch List
- Reese's Senior Bowl Top 250

- Of McKinley's five receptions, four resulted in first downs and were for a gain of more than 10 yards. McKinley reeled in a 45-yard pass from Book in the third quarter for his longest reception of the season thus far.
- McKinley led the Irish in receptions and receiving yards vs. Florida State with five receptions for 107 yards, and was the first Irish receiver to reach the 100-yard plateau since Chase Claypool in the 2019 Camping World Bowl. McKinley surpassed his previous career-high in receiving yards (104) with the 38-yard reception in the third quarter vs. Florida State.
- The Book-McKinley connection was solid vs. FSU, as McKinley was Notre Dame's most successful receiver, while also matched up with Preseason All-ACC selection Florida State CB Asante Samuel for much of the evening.
- McKinley posted his first-career rush, a 15-yard run, in the third quarter vs. Louisville.

**THE DAVIS DIFFERENCE**

- **WR Avery Davis** continued his deep ball dominance at Boston College, posting two receptions for 70 yards, including a 48-yard long. He also tacked on a team-long 29-yard rush in the win.
- Davis made the game-changing play vs. Clemson to keep Irish hopes alive on their final drive of the fourth quarter. With less than two minutes remaining in regulation, Davis sped downfield and reeled in a 53-yard pass from Book, brought down at the Clemson four-yard line. Two plays later, Book hit Davis for the equalizing touchdown to send the game to overtime.
- The 53-yard reception in the fourth quarter was Davis' longest of the season. The touchdown pass to Davis from Book was Davis' second TD reception of the season and fourth of his career.

**MR. 727**

- **WR Joe Wilkins Jr.** caught the first touchdown pass of his career on an eight-yard dart from Book, completing Notre Dame's opening drive at Georgia Tech. Wilkins Jr.'s first-career reception came earlier this season when he hauled in a five-yard pass from Book in the final minute of the second quarter vs. Duke.

**BENNY AND THE JETS**

- **WR Ben Skowronek** reeled in three touchdown receptions in the first half at Boston College, marking his first-career game with three receiving touchdowns. The last time a Notre Dame player caught three touchdown passes in a single half was Chase Claypool vs. Navy (2019). It marked Skowronek's second multi-TD game this season (at Pitt), and the third of his career (while playing at Northwestern, scored two touchdowns against Bowling Green in 2017).
- Skowronek now totals five touchdown receptions on the season, which leads the team.
- Skowronek's 18 points at Boston College led all ACC players in scoring for the week. The next closest players totaled 12 points. He was the only ACC player to record three touchdowns of any kind that weekend.



AVERY DAVIS



BEN SKOWRONEK

- His three receiving touchdowns tie for the ACC's single-game high, and he is the only ACC player in the month of November to reach the mark. Just two other ACC players have caught three touchdown passes in a single game this season.
- His three receiving touchdowns tied for the national lead among all FBS players that week, and only one other player nationally also noted three touchdown receptions with just five total receptions on the week.
- Skowronek is one of just three ACC players this season with more than one multi-receiving touchdown game, and one of only two ACC players who have multiple multi-receiving TD games and have recorded three touchdown receptions in at least one of those games.
- Skowronek's other multi-receiving TD game came at Pitt, catching two passes for 107 yards and two touchdowns. Skowronek's two receiving TDs tied for the lead in the ACC that week, and his 107 yards were the third-most among all ACC players that week. His 53.5 yards per catch

## HONORS & AWARDS, CONT.

### OL Liam Eichenberg (Gr.) - CONTINUED

- Pro Football Focus Preseason All-ACC First Team
- Phil Steele Preseason All-America Fourth Team
- Phil Steele Preseason All-Independent First Team

### RB Cameron Ekanayake (Sr.)

- Rhodes Scholar Finalist

### OL Robert Hainsey (Sr.)

- Team Captain
- Senior CLASS Award Candidate
- William V. Campbell Trophy Semifinalist
- Pro Football Focus Preseason All-ACC Third Team
- Reese's Senior Bowl Top 250
- ACC co-Offensive Lineman of the Week (9/19 vs. USF)

### S Kyle Hamilton (So.)

- Bednarik Award Watch List
- Pro Football Focus Preseason All-ACC First Team
- Phil Steele Preseason All-Independent First Team
- USA TODAY Preseason All-America Second Team

### DL Daelin Hayes (Gr.)

- Team Captain
- Gameball recipient: Georgia Tech (10/31)
- Jason Witten Collegiate Man of the Year Semifinalist
- Wuerffel Trophy Watch List
- Reese's Senior Bowl Top 250

### LB Jack Kiser (So.)

- Pro Football Focus "Secret Superstar of the Week" (9/19)
- Gameball recipient: South Florida (9/19)

### OL Tommy Kraemer (Gr.)

- ACC Offensive Lineman of the Week: Boston College (11/14)
- Reese's Senior Bowl Top 250
- Pro Football Focus Preseason All-ACC Second Team

### TE Michael Mayer (Fr.)

- Pro Football Focus Team of the Week at Pitt (10/24)
- FWAA Freshman All-American Watch List

### CB Nick McCloud (Gr.)

- Pro Football Focus Team of the Week at Pitt (10/24)
- Phil Steele Preseason All-Independent Second Team

### WR Javon McKinley (Gr.)

- Phil Steele Preseason All-Independent First Team

### DL Adetokunbo 'Ade' Ogundeji (Gr.)

- Team Captain
- Pro Football Focus Preseason All-ACC Third Team
- Reese's Senior Bowl Top 250

### LB Jeremiah Owusu-Koramoah (Sr.)

- Nagurski Trophy Player of the Week vs. Clemson (11/7)
- Bednarik Award Player of the Week vs. Clemson (11/7)
- ACC Linebacker of the Week vs. Clemson (11/7)
- Pro Football Focus Team of the Week at Pitt (10/24)
- Nagurski Trophy Watch List
- Butkus Award Watch List
- Bednarik Award Watch List
- Lott IMPACT Trophy Watch List
- Preseason All-ACC Team
- Pro Football Focus Preseason All-ACC First Team
- Phil Steele Preseason All-Independent Second Team

vs. Pittsburgh is the best mark of the season in the ACC thus far.

- Skowronek's 73-yard touchdown reception was the third-longest among all FBS players on the week, and the second-longest in the ACC.
- His 34-yard touchdown later in the game also ranked as the seventh-longest touchdown reception in the ACC on the week.
- On Notre Dame's opening drive vs. Louisville, WRs Kevin Austin Jr. (18-yard catch) and Skowronek (16-yard catch) each posted their first receptions of the season.

## HOLD TIGHT

- Often referenced as "Tight End U," every Notre Dame tight end who has started in the opening game of the season has been drafted, starting with Anthony Fasano in 2003.
- The Irish have started multiple tight ends in three of the four total games this season, also starting Brock Wright, Tommy Tremble and Michael Mayer all in the game vs. South Florida.
- Five tight ends have caught passes this season: Mayer (21-247, two TDs), Tremble (15-158), Wright (3-21), junior George Takacs (1-7) and freshman Kevin Bauman (1-5).
- TE Michael Mayer posted his career-long reception vs. Clemson as he powered for a 29-yard reception, keeping a fourth-quarter drive alive that resulted in a field goal.
- The freshman was named to the Pro Football Focus Team of the Week for his performance at Pittsburgh, posting five receptions for 73 yards and a touchdown. Mayer's five receptions vs. Pittsburgh were the most by a true freshman, and tie for the most by a tight end, in the ACC last week.
- All five of Mayer's receptions at Pitt resulted in first downs, and all were for a gain of 10 yards or longer. Notre Dame totaled 11 passing first downs.



MICHAEL MAYER

- Mayer averaged 14.6 yards per catch, the third-best mark in the ACC that week (min. five receptions). Of the 11 ACC pass-catchers who posted five or more catches that week, just three players also recorded a receiving touchdown, including Mayer.
- Mayer scored his first-career TD vs. Florida State, marking him as the first true freshman tight end to score a touchdown since Kyle Rudolph in 2008 against Purdue.
- Mayer made his first-career start vs. South Florida. He previously notched his first-career reception in the second quarter vs. Duke, hauling in a 17-yard reception from Ian Book for a first down.
- Bauman's first-career catch came vs. USF, also serving as freshman QB Drew Pyne's first-career completion.

## TRENCH WORK

- Notre Dame's starting offensive line boasts 147-career starts between the five veterans (Eichenberg, Banks, Patterson, Kraemer and Hainsey), the fifth-most starts among a starting offensive line nationally, and third-most in the FBS.
- The Irish lead the ACC in sacks allowed (13) and are also tied for second in the ACC in rushing offense (233.5 yards per game) with a 208-yard rushing performance vs. Clemson and 274 yards at Boston College.
- Entering the game at Boston College, Notre Dame was averaging 34:01 time of possession, a figure which led the ACC. The Irish have now won the time of possession battle in seven of eight games this season, posting 34:27 minutes at Boston College. The Eagles entered the weekend averaging 32:05 per game, and were held to just 25:33.
- Boston College entered the game allowing 373.0 yards of offense per game. Through the first half alone, the Irish racked up 327 yards, and ended the day with 561 yards.



LIAM EICHENBERG



## HONORS & AWARDS, CONT.

### OL Jarrett Patterson (Jr.)

- Outland Trophy Watch List
- Rimington Trophy Watch List
- Pro Football Focus Preseason All-ACC First Team
- Phil Steele Preseason All-Independent Second Team

### S Isaiah Pryor (Gr.)

- Phil Steele Preseason All-Independent Second Team

### WR Ben Skowronek (Gr.)

- Gameball recipient: Pitt (10/24)

### DL Myron Tagovailoa-Amosa (Sr.)

- Phil Steele Preseason All-Independent First Team

### LB Drew White (Sr.)

- Nagurski Trophy Watch List
- Pro Football Focus Preseason All-ACC Third Team
- Phil Steele Preseason All-Independent First Team

### RB Kyren Williams (So.)

- ACC Running Back of the Week vs. Clemson (11/7)
- CFPA National Performer of the Year November Watch List
- ACC Running Back of the Week (Duke)
- Gameball recipient: Duke (9/12)
- ACC Rookie of the Week (Louisville)

### TE Brock Wright (Sr.)

- Earl Campbell Tyler Rose Award Watch List

- Notre Dame's 561 yards of offense at Boston College were the most this season for Notre Dame, and the most by an Irish team since their 573 vs. Bowling Green in 2019. It was the most Notre Dame has racked up on the road since their 584 against Navy in 2018.
- Led by **OL Tommy Kraemer**, who was named ACC Offensive Player of the Week at Boston College, the offensive line allowed zero sacks on the day facing a Boston College defense that entered the day averaging 2.75 sacks per game on opposing QBs.
- With Kraemer's ACC weekly honor, four of Notre Dame's five starting lineman have been named ACC Offensive Lineman of the Week this season.
- The Irish have scored 45 or more points in two-consecutive games for the first time since 1996 (vs. Pitt 60-6, vs. Rutgers 62-0). Entering the day, Boston College's scoring defense ranked fourth in the ACC, allowing 24.6 yards per game. Notre Dame surpassed that mark in the first half alone with 31 points in the first 30 minutes.
- Notre Dame continues to lead the ACC in third-down conversions, executing successfully at a 54.1 percent rate.
- The Irish posted 208 rushing yards against Clemson, which, entering the day, had allowed just 99.9 rushing yards per game. Notre Dame's three rushing touchdowns doubled Clemson's season total of rushing touchdowns allowed (was three entering the game, then totaled six).
- In a performance vs. Clemson that earned **OL Aaron Banks** ACC Offensive Lineman of the Week honors, the line made it possible for Ian Book to pass for 310 yards against the ACC's then-second-ranked passing defense, as

Clemson entered the game allowing 174.9 passing yards per game.

- In the 45-3 road win over Pitt, the line paved the way for 434 yards of total offense. Notre Dame's 115 rushing yards were the second-most Pittsburgh has given up in a game this season. Entering the game, Pitt had allowed just 61.5 yards per game, the ACC's top-ranked rushing defense.
- Notre Dame's two rushing TDs against Pitt marked the first time the Panthers allowed multiple rushing touchdowns in a single game since October 5, 2019 vs. Duke.
- In a performance against Louisville that saw **OL Liam Eichenberg** receive Pro Football Focus Team of the Week honors, Notre Dame rushed for 232 yards, earning Kyren Williams his third 100-yard performance of the season. Entering that game, Louisville had allowed just 156.8 rushing yards per game.
- In the victory over Florida State, the unit allowed zero sacks on QB Ian Book, while making it possible for the Irish to rush for 353 yards total, with two different players reaching the 100-yard mark. Prior to that contest, Florida State had allowed just 141.3 rushing yards per game.
- Notre Dame averaged 8.4 yards-per-carry vs. Florida State, the third-highest single-game figure in the conference this season.
- **OL Robert Hainsey** received ACC co-Offensive Lineman of the Week honors for his role in the O-Line's performance vs. South Florida. The line allowed zero sacks on Irish quarterbacks in the 52-0 shutout win and paved the way for six rushing touchdowns, tied for the ACC's most in a single game this season.
- Notre Dame's 281 rushing yards were the most by any ACC team that week, and only one ACC team had posted more rushing yards in a single game prior to that occurrence.
- The 6.2 yards-per-rush by Notre Dame vs. South Florida ranked as the most that week.
- Notre Dame posted 16 rushing first downs, then the most in a single game this season by any ACC team.
- The Irish won Pro Football Focus' Offensive Line of the Week after the season-opener vs. Duke, producing the highest-combined pass-block grade of any line that week.

## POISED TO ATTACK

- The Irish rank third in the ACC in total offense (462.2 yards per game) and T-second in rushing offense (233.5).
- The Irish maintained their lead in the ACC in third-down percentage this season (54.1 percent).
- Notre Dame continues to lead the ACC in average time of possession (34:05 game). The Irish have won the time of possession battle in seven of eight games this season, and the Irish have controlled the ball for at least 36 minutes in three games.
- Notre Dame is one of three Power 5 teams to post three performance of 36:15 or more possession time this season. No other FBS teams have produced more than three games this season with at least 36:15 in possession time (Wisconsin, Louisville, Charlotte, Coastal Carolina and Liberty have also marked three such performances).

- Through BC, the Irish have only trailed for 30:29 total minutes this season out of a total 480:00 minutes.
- The Irish have scored 45 or more points in two-consecutive games for the first time since 1996 (vs. Pitt 60-6, vs. Rutgers 62-0). Entering Saturday, Boston College's scoring defense ranked fourth in the ACC, allowing 24.6 points per game. Notre Dame surpassed that mark in the first half alone with 31 points in the first 30 minutes.
- Notre Dame has outscored opponents 117-25 in the second quarter this season, including 21 points at Boston College.
- Boston College also entered the game allowing 373.0 yards of offense per game. Through the first half alone, the Irish racked up 327 yards, and ended the day with 561 yards.
- Scoring on the first official play of the game's opening drive vs. Clemson, the Irish posted a one-play, 75-yard drive, marking the fewest plays and shortest amount of time in an Irish scoring drive this season. Taking just 0:33 seconds, it is the fastest Notre Dame scoring drive since the 2019 Camping World Bowl, when Tony Jones Jr. broke off an 84-yard rush for a one-play, 00:15 second drive.
- Notre Dame's two rushing touchdowns against Pitt marked the first time the Panthers allowed multiple rushing touchdowns in a single game since October 5, 2019 vs. Duke.
- The Irish held control of the ball for 40:59 minutes of possession time against Pitt, the second-most by an ACC team in a single game this season, and 12th-most in a single game among all FBS teams this season.
- Notre Dame's 115 rushing yards were the second-most Pitt had given up in a game this season. Entering the game, the Panthers were the ACC's top-ranked rushing defense, allowing just 61.5 yards per game.
- In the win over Louisville, the offense held the ball for 36:15, including an impressive 7:55, 57-yard drive to finish out the fourth quarter and preserve the win. In all, the Irish had seven offensive drives on the day, and four of those drives took five minutes or more off the clock.
- In the 42-26 win over Florida State, Notre Dame racked up 554 yards of total offense, the most since 2019 vs. Bowling Green (573 yards). It also marked the first game with two 100-yard rushers (Kyren Williams & Chris Tyree) and a 100-yard receiver (Javon McKinley) since 2015 (Stanford).
- The last time Notre Dame had two players with more than 100 yards rushing in a game was in 2017 vs. Southern Cal (Josh Adams and Brandon Wimshush), and the last time the Irish posted more than 300 yards rushing was in 2019, also against Southern Cal.
- The win over Florida State also marked the first time since 2000 the Irish have scored 42 points in consecutive games.
- Notre Dame marked the 12th time the Irish scored at least 50 points in head coach Brian Kelly's (12-0) 11-year tenure in the 52-0 win over South Florida. The 11 years prior to Kelly's arrival, Notre Dame hit the 50-point mark once.
- The Irish held a 35-0 margin at halftime vs. South Florida, the largest halftime lead since last season's 52-0 win against Bowling Green (also 35-0).

- Notre Dame rushed for six touchdowns against South Florida, the most in a game since 2018 (six versus Wake Forest) and the most in a single game this season among ACC teams.
- In addition to allowing zero sacks in the victory over USF, the offensive line paved the way for Notre Dame's 281 rushing yards, the most by any ACC team that week.
- The 6.2 yards-per-rush by Notre Dame vs. South Florida ranked as the most that week. Notre Dame posted 16 rushing first downs, the most that week and the highest value at that point in the season. The figure was topped the next week.
- In the season opener vs. Duke, the Irish offense outrushed (178-75), outpassed (263-259) and outgained (441-334) the Blue Devils, and were 3-4 in the redzone.
- Book quarterbacked the Irish offense to five scoring drives vs. Duke, the first of which went 96 yards in 12 plays, to take the lead in the second quarter. It was the longest drive by the Irish since a 97-yard drive in the 30-27 home win over Southern Cal in 2019. Notre Dame also added an 83-yard touchdown drive later in the game.

## EXPERIENCED AND EXPLOSIVE

- The Irish boast two long-tenured veterans in the secondary with sixth-year **Shaun Crawford** and graduate transfer **Nick McCloud**. They are coupled with young standouts **Kyle Hamilton**, **TaRiq Bracy**, **Houston Griffith** and **Clarence Lewis**, all of whom have started at least one contest for the Irish this season.

### HAMILTON, A STAR

- A preseason All-America Second Team selection (USA TODAY), **S Kyle Hamilton** leads the team in tackles with 39 (33 solo).
- In the win over Clemson, Hamilton posted eight solo tackles and a TFL. Hamilton's TFL came in the second quarter vs. Clemson when he brought down Travis Etienne. The Clemson drive later ended in a field goal.
- He was called into run defense duties vs. Clemson, and according to Pro Football Focus, posted a 79.2 run-defense grade.
- In the win at Georgia Tech, Hamilton led the defense with six tackles, adding 2.0 TFL (-8 yards) and one PBU.
- Hamilton's 2.0 TFL at Georgia Tech tied for the lead among all ACC defensive backs on the weekend. On the weekend, only two ACC defensive backs posted 2.0 or more TFLs. One of Hamilton's TFL came on a Georgia Tech fourth-down attempt, as he stopped Georgia Tech for a loss of six yards to give the Irish possession.
- Hamilton started in the win over Louisville, posting a diving pass breakup on third-and-11 on Louisville's opening drive to force a punt. In the fourth quarter, Hamilton posted tackles on consecutive plays, second-and-26 and third-and-17, to force a punt, ending what would be Louisville's final drive of the game to secure the win.
- He accounted for four tackles and a PBU on the opening drive for Duke. His QB hurry came in the second quarter,



which forced an incomplete pass on a Duke third-and-seven. On the day, he marked seven tackles, the second-most for the Irish and the 13th-most in the ACC. His five solo tackles ranked 10th in the ACC at that point.

### THE VET

- **S Shaun Crawford** returns for his sixth season, due to a medical redshirt year of eligibility granted by the NCAA. After playing corner for five seasons, Crawford won the starting safety job entering 2020.
- Crawford was named ACC Defensive Back of the Week for his performance against Boston College, in which he posted nine tackles (five solo), 1.0 sack (-8 yards) and 1.5 TFL (-9 yards). Crawford was the only DB in the ACC that weekend to post at least nine tackles and a sack. Just two DBs in the conference posted more tackles than Crawford's nine on the weekend.
- Crawford led the team in tackles, also notching a sack on Boston College's opening drive, his second of the season and bringing his career total to 3.5.
- With nine tackles at Boston College, he marked a career high for single-game tackles, and his 1.5 TFL on the day also were a career high. His previous high in tackles was seven (2017 vs. Navy) and in TFL, he had notched 1.0 five times previously.
- The graduate student posted three solo tackles in the win at Georgia Tech, also marking his first sack of the season on a third down in the third quarter to force a field goal attempt, which Georgia Tech missed. The sack brings Crawford's career total to 2.5.
- The graduate student earned the game ball for his performance vs. Louisville, when he tied for the team lead in tackles (six), also executing a crucial pass breakup, punching the ball out of the receiver's hands, to end the third quarter and stall Louisville's drive.
- Crawford was called to start at corner due to team need in the victory over Florida State, and posted the first interception of the season for the Irish in the fourth quarter as he intercepted QB Jordan Travis at the Notre Dame goal line to prevent a score. The interception helped seal the game for the Irish. It was the fifth interception of his career, and his second-career forced or recovered turnover inside the Notre Dame five-yard line.
- Crawford made several impact plays vs. FSU including coverage on a third-down pass from Jordan Travis to Camren McDonald in the first quarter, which fell incomplete and forced a Florida State punt
- He also recovered a fumble in the win over Duke, setting Notre Dame up at its own 41 for a touchdown drive.

### MCCLLOUD-Y WITH A CHANCE OF TURNOVERS

- Coming to Notre Dame as a grad transfer from NC State, **CB Nick McCloud** recovered two fumbles in the win over No. 1 Clemson, also posting 1.0 TFL and three tackles. His two fumble recoveries marked the first time an Irish player has recovered two fumbles in a single game since Julian Love vs. Vanderbilt (2018). The second FR for McCloud came on the final play of OT, as McCloud gained control of the ball on Clemson's fourth-down attempt to end the game.



- McCloud's first fumble recovery of the season came on a Jeremiah Owusu-Koramoah FF, and set up an Irish field goal. The second fumble recovery came on the final play of double overtime, as McCloud gained control of the ball on Clemson's last-chance play to seal the Irish win.
- McCloud was named to the Pro Football Focus Team of the Week for his performance at Pitt, in which he snagged his first interception in an Irish uniform, marking the fourth of his career (three while playing at NC State). McCloud's interception came on the first play of a Pitt third-quarter drive to give the Irish possession at the Panthers' 35-yard line, and the resulting series ended in an Irish rushing TD.
- His four tackles at Pitt tied for second on a defense that held Pitt to just a field goal. According to Pro Football Focus, McCloud's receivers were targeted six times at Pitt, making just three catches. He earned an 80.1 PFF tackle grade and a 76.2 coverage grade, resulting in a 75.6 overall defensive grade.

### SQUAD ROLLS DEEP

- S Houston Griffith and true freshman CB Clarence Lewis made their first-career starts vs. South Florida. Both finished the game with five solo tackles including 1.0 for loss each, and Lewis tackled on three pass breakups.
- Junior CB TaRiq Bracy was named to the Pro Football Focus Team of the Week for his play against Duke. According to PFF, Bracy forced a contested target and incompletions on two of three targets, and did not allow any yards.

## BACK IT UP

### CAN I GET A WU-WU-WU?

- Named to the Preseason All-ACC team, LB Jeremiah Owusu-Koramoah boasts a total of 8.5 TFL on the season, which ranks T-14th in the ACC. His 35 total tackles rank third on Notre Dame's defense.
- In the victory over No. 1 Clemson, Owusu-Koramoah posted nine tackles (seven solo), 0.5 sack, 2.0 TFL (-6 yards), one forced fumble and one fumble recovery touchdown (23 yards).
- Owusu-Koramoah recovered a Clemson fumble and returned it 23 yards for a touchdown in the second quarter vs. Clemson, marking the only fumble returned for a touchdown that week in the ACC.



- It was the first touchdown of the senior's career, and the third fumble recovery of his career (first this season, last came in 2019 vs. Iowa State in the Camping World Bowl).
- Owusu-Koramoah's touchdown marks the first true defensive touchdown of the season, as both prior non-offensive touchdowns were on opponent punts.
- Three plays later, Owusu-Koramoah forced a Clemson fumble, which was recovered by cornerback Nick McCloud. It led to an Irish field goal.
- In a performance that saw him named to the Pro Football Focus Team of the Week, Owusu-Koramoah posted his first-career interception at Pitt, giving the Irish possession at the Pitt 49-yard line to set up a Notre Dame TD drive.
- "Wu" led the Irish defense in TFL with 2.0 vs. Louisville, adding two other tackles, one of which resulted in no gain for the offense. Two of his tackles came on third down to force a fourth-down play.
- Owusu-Koramoah forced the first turnover of the season after breaking the ball loose from Duke's Jalon Calhoun in the third quarter. Owusu-Koramoah led the Irish in tackles (nine) and got to Duke QB Chase Brice for the third Irish sack of the day in the fourth quarter, pinning him for a loss of six yards on what would be Duke's final drive.

### JUST LIKE HE DREW IT UP

- Senior LB Drew White tied for the team lead in tackles in the win over No. 1 Clemson with nine, also posting 1.0 TFL (-1) and a pass breakup.
- Overall, White ranks second on the Irish defense in total tackles with 38 on the season.

### BE A DOG

- Junior LB Bo Bauer snagged his first-career interception, returning it 16 yards, in the second quarter at Pitt. The turnover gave the Irish possession at the Pitt 46 to set up a touchdown drive.

### MR. INDIANA

- LB Jack Kiser posted his first-career interception at Boston College in the third quarter, giving Notre Dame possession at the Boston College 44-yard line. It was Notre Dame's fifth interception of the season.
- Kiser made a statement in his first-career start against South Florida, leading the team in tackles (eight) in his first game action on defense. Kiser's 2.0 tackles-for-loss led the team (tied), and he also posted a QB hurry. After not being listed on the depth chart leading up to the game, Kiser was called up to start at the BUCK position, and his efforts earned him the game ball. Pro Football Focus named Kiser its "Secret Superstar of the Week," giving him a 90.0 PFF grade in the first half.

## PUT THE PRESSURE ON

- Notre Dame's defensive line has combined for the best rushing defense in the ACC, allowing just 85.1 yards/game. Notre Dame's rushing defense ranks fourth nationally.
- At Boston College, the defensive line held the Eagles to just 85 rushing yards, marking the sixth time (of eight games)



this season that the Irish have held an opponent to fewer than 100 rushing yards.

- In the win over No. 1 Clemson, the defensive line led the way. Through the first seven games of the season, Clemson averaged 167 rushing yards per game. In the first half, Notre Dame limited Clemson to just five rushing yards. The Tigers finished with 34 yards rushing on 33 carries. It marked the second time this season that Notre Dame has held an opponent to single-digit rushing yards in a half (First half at Pitt). The last time Clemson was held to less than 34 yards of rushing was January 1, 2009 vs. Nebraska (four yards).
- Travis Etienne, the ACC's all-time leading rusher, averaged 86.6 yards per game this season entering Saturday. The Irish defense held him to 28 yards on 18 rushes.
- That game was the only game of Travis Etienne's career in which he had 10 or more carries (18) and was held to 30 yards or less (28). This was also the fewest yards per carry of Etienne's career (1.6).
- On Clemson's final possession of double overtime, Notre Dame's defense sacked the quarterback on back-to-back plays, as Ade Ogundej and Jeremiah Owusu-Koramoah combined for the first sack, and Daelin Hayes produced the second sack immediately following. It set Clemson up for third-and-24, and they were unable to convert.
- DL Daelin Hayes recovered a Boston College errant snap for his first FR of the season and fifth of his career.
- Hayes totaled 2.0 sacks and two forced fumbles at Georgia Tech, both career-high single-game marks for the graduate

student. Both forced fumbles came on the sacks. Hayes' two forced fumbles tied for the most in a single game among all FBS players this season, and he was the only player in the Power 5 to reach the mark on the weekend. Hayes' game at Georgia Tech earned him the game ball.

- The Irish D-Line held Georgia Tech to just 88 rushing yards, while entering the game, Georgia Tech had averaged 180.7 rushing yards per game (sixth in the ACC).
- With the help of Hayes' 2.0 sacks, the Irish sacked Georgia Tech a total of 5.0 times. Entering the game, Georgia Tech had allowed just 1.67 sacks per game (10 total). Other Notre Dame players to post a sack on Georgia Tech were **DL Isaiah Foskey**, **DL Ade Ogundeji** and **S Shaun Crawford**. **DL Myron Tagovailoa-Amosa** posted a fumble recovery on one of Hayes' FFs.
- In the 45-3 win over Pitt, Notre Dame sacked Panther QBs three times. **Tagovailoa-Amosa** posted a sack for a loss of six yards, **S Isaiah Pryor** dropped the QB for a loss of seven yards and **Foskey** and **DL Ovie Oghufo** combined for a sack (-6 yards).
- **DL Jayson Ademilola** made his first-career start at defensive tackle in place of Tagovailoa-Amosa vs. Florida State. He also started against Louisville.
- **Hayes** made an impact play with his TFL vs. Louisville, reading the screen pass and pinning Louisville's Javian Hawkins for a loss of six in the fourth quarter, helping to stall a Louisville drive on first-and-20 and preserve the win.
- **Ogundeji** posted 2.0 sacks against Florida State for a total loss of nine yards, the leading sack figure on Notre Dame's defense. In total, he posted four tackles and a QBH.
- Sophomore **Foskey** tallied his first-career sack vs. Duke to force a Blue Devil field goal. The sophomore made noise in a reserve role against Duke, responsible for the sack (loss of 10 yards) and a QB hurry earlier in the game at the 11-yard line also forced a Duke field goal. Foskey broke up a pass on the next drive to help lead to a punt. His final TFL came in the fourth quarter, when he combined with **DL Jacob Lacey** to bring down Duke's Deon Jackson on second-and-13, setting up a Duke punt.
- Foskey also blocked a Pitt punt with 0:11 remaining in the first half, returning it for a touchdown. It was Foskey's first-career score, and the second touchdown on a blocked punt for the Irish this season (vs. USF). It also marked his second-career blocked punt.
- Freshman **DL Alexander Ehrensberger** notched his first-career sack in the third quarter vs. South Florida, while sophomore **LB JD Bertrand** posted his first-career tackle.

## DEFEND THE GRIDIRON

- Notre Dame's defense is ranked No. 1 in the ACC in total defense (304.1 avg./game), scoring defense (16.6/game) and rushing defense (85.1 avg./game).
- The Irish defense (304.1 avg/game) ranks ninth nationally. The Irish rank third in passing defense (219.0 avg/game).

- The Irish lead the ACC in opponent third-down conversions, allowing just a 26.0 percent success rate. It is the fifth-best rate among all FBS teams. At Boston College, the Irish held the Eagles to converting just four of 11 third-down tries.
- Notre Dame is second in the ACC in opponent first downs, allowing just 133 on the season thus far.
- Allowing just 85.1 rushing yards per game, which ranks fourth in the nation in rushing defense, the Irish have allowed opponents to rush for more than 100 yards in just two games this season.

Team	No. of Games	Yards allowed per game
Marshall	7	65.3
Wisconsin	3	67.3
Georgia	7	74.1
<b>NOTRE DAME</b>	<b>8</b>	<b>85.1</b>
Pittsburgh	9	87.3
BYU	9	88.3

- The defense has yielded just 16.6 points per game through the first eight games of the season. That figure ranks fourth among all Power 5 teams:

Team (Power 5)	No. of Games	Pts. allowed/game
Wisconsin	3	11.7
Northwestern	5	12.6
Iowa	5	16.0
<b>NOTRE DAME</b>	<b>8</b>	<b>16.6</b>
West Virginia	8	17.8
Alabama	7	19.3
Clemson	8	19.5

- In 2019, the Notre Dame defense ranked No. 12 among FBS teams in scoring defense, allowing just 17.9 points per game (26 touchdowns and 17 field goals).
- Through the first seven games of the season, Clemson averaged 167 rushing yards/game. In the first half, Notre Dame limited Clemson to just five rushing yards. The Tigers finished with 34 yards rushing on 33 carries. It marked the second time this season that the Irish have held an opponent to single-digit rushing yds. in a half (First half at Pitt). The last time Clemson was held to less than 34 yards of rushing was January 1, 2009 vs. Nebraska (four yards).
- The Irish defense went eight total quarters without giving up a TD, beginning with the fourth quarter vs. Louisville, and ending in the fourth quarter at Georgia Tech.
- Notre Dame held Georgia Tech to just 88 rushing yards, while entering the game, Georgia Tech had averaged 180.7 rushing yards per game (sixth in the ACC).
- At Georgia Tech, the Yellow Jackets only entered the red zone twice, and were only successful in scoring once. In the win at Pittsburgh, not only did the Irish limit Pitt to just a field goal, they also kept the Panthers out of the red zone entirely. Prior to the game, Pitt had totaled 27 appearances in the red zone through six games.

- The Irish held back-to-back opponents (Pitt and Louisville) to fewer than 10 points for the first time since 2012 (Boston College - 6, Wake Forest - 0).
- The Irish held Pitt to just a field goal; the last time Notre Dame held a team without a TD on the road or at a neutral site was Iowa State in the 2019 Camping World Bowl.
- Notre Dame limited Pittsburgh to just 44 rushing yards, sacking Panthers QBs a total of three times. Pittsburgh's longest drive of the day was just 43 yards, and with just 19:01 of total possession time for the Panthers, none of their 13 drives lasted longer than 2:31.
- The Irish held Pitt to -3 rushing yards in the first quarter, the fewest in a single quarter by an opposing team since Notre Dame held Iowa State to -13 rushing yards in the fourth quarter of the 2019 Camping World Bowl.
- Notre Dame held Pitt to two rushing yards in the first half, the fewest in a half since the Irish held Iowa State to 1 rushing yard in the second half of the 2019 Camping World Bowl. Pitt entered the game averaging 107.0 rushing yards per game.
- In the win over Louisville, the defense limited Louisville to just 96 rushing yards. Entering the game, the Cardinals averaged 177.8 rushing yards per game.
- On the day, Louisville posted just 14 first downs and held the ball for only 23:45 minutes of possession time. Entering the game, the Cardinals ranked second in the ACC in time of possession, averaging 32:59 per game.
- Notre Dame marked the second shutout in as many seasons with a 52-0 victory over RV South Florida in Week Two. The Irish allowed the Bulls in the red zone just one time on the day, and the attempt was unsuccessful for South Florida. In all, the Bulls were held to 11 first downs, including just one first down in the first half.

### FOLLOW HIS LEA-D

- Notre Dame has held 31-of-34 opponents during Clark Lea's tenure as defensive coordinator to 30 points or less. That includes ranked opponents LSU, Michigan, Stanford, Virginia Tech, Syracuse, Clemson, Georgia, Virginia and Navy.



**CLARK LEA**





## SATURDAY SPECIALISTS

- The Irish rank second in the ACC in kick-return defense, allowing an average of just 17.69 yards per return. The ACC-leading mark is 17.37 yards/return (Virginia Tech).
- True freshman **RB Chris Tyree** owns the fifth-best kick return average in the ACC, bringing back kicks at a rate of 21.3 yards per game.
- The Irish have blocked two punts, returning both for touchdowns, thus far this season.
- Notre Dame is the only Power 5 team to boast two different players with punt return touchdowns this season. No other Power 5 team has more total punt return touchdowns this season than Notre Dame's two. Only two other FBS teams have two different players with punt return touchdowns this season (Georgia Southern and Liberty).
- **DL Isaiah Foskey** blocked a Pitt punt with 0:11 remaining in the first half, returning it for a touchdown. It was Foskey's first-career score, and the second touchdown on a blocked punt for the Irish this season (vs. USF). It also marked his second-career blocked punt.
- Foskey was the only player in the ACC to record a punt return TD that week. There have been just 19 this season in the FBS, and only one FBS player boasts two.
- True freshman **DL Jordan Botelho** recovered a blocked South Florida punt for a touchdown in the 52-0 shutout



ISAIAH FOSKEY



JORDAN BOTELHO

win, marking the only punt return TD in the ACC that week and just the second at that point in the season. **DL Osita Ekwonu** was responsible for the block. It was the first blocked punt returned for a TD by the Irish since 2015 vs. Southern Cal.

- Botelho was the only player in the FBS that week to post a punt return touchdown.
- Botelho also provided pressure on another South Florida punt, forcing a rushed punt that traveled just one yard and gave the Irish possession at the South Florida 25-yard line.
- **P Jay Bramblett** made his mark vs. Duke, bombing six punts in the season-opener, including punts of 53, 52 and 45 yards. His play of the day came in the second quarter on a fake punt play, when he rushed for 14 yards, cutting to get the Irish the first down and keeping Notre Dame's drive alive to end in a touchdown. On the day, Bramblett marked a 43.8-yard average punt.
- **K/P Dawson Goepferich** scored his first points for the Irish on a PAT vs. South Florida.
- **LS Michael Vinson** made his debut as the first-string player in the season-opener after the graduation of **LS John Shannon**, recipient of the inaugural Patrick Mannelly Award in 2019, honoring the nation's top long snapper.

## OPEN DOERER

- **K/P Jonathan Doerer** is 12-16 on field-goal attempts through the season, connecting on all 36 PAT attempts. He has now connected on 98-consecutive PATs, a streak

which extends to 2018 vs. Navy and ranks 10th among all FBS active streaks. The streak is the fourth-longest current streak in the ACC.

- Doerer ranks tied for sixth overall in scoring in the ACC (9.0 pts./game) and ranks fourth among kickers in scoring.
- In the win vs. No. 1 Clemson, Doerer matched the Notre Dame record for kicking points in a game, accounting for 17 kicking points vs. Clemson. His 17 points tie for the most kicking points in a single game by any FBS player this season, and were the most by any FBS player that weekend.
- He made four field goals on the day, matching his previous career high in the 2019 Camping World Bowl vs. Iowa State. His previous single-game point high was 15 in the 2019 Camping World Bowl.
- Doerer's five field goal attempts match a single-game high in the ACC this season.
- In the win vs. Louisville, Doerer made both field goal attempts, giving the Irish an early lead in the 12-7 contest on a day that experienced wind gusts upwards of 30 MPH.
- On the season, Doerer owns an 77.8 FG percentage in conference games, tying for fifth in the ACC.
- In 2019, Doerer compiled a 85.0 FG-make percentage (17-20), the fifth-best by an Irish kicker in a single season since 1996. In 2019, Doerer was perfect on PAT attempts (57-of-57), totaling 108 points between field goals and PAT.
- In 2019, Doerer scored 108 points for the Irish, the most in a single season by any Notre Dame kicker. He topped Kyle Brindza's 2013 mark of 98 with his performance in the Camping World Bowl vs. Iowa State, in which Doerer netted 15 points on four field goals and three PATs.
- In 2019, Doerer inscribed his name in Notre Dame record books vs. Southern Cal, becoming the first Irish kicker since Dave Reeve (1977) to make three field goals of 40 or more yards in a single game. Doerer made a career-long 52-yard field goal on the opening drive of the second half vs. Southern Cal, also making a 45-yard field goal with 15 seconds remaining in the first half. Doerer added a 43-yard field goal in the fourth quarter. All three surpassed his previous career-long (36 yards).



CHRIS TYREE



JAY BRAMBLETT



JONATHAN DOERER



## NOTRE DAME ACC SCHEDULING AGREEMENT

- In a partnership that began in 2014, the University of Notre Dame and the Atlantic Coast Conference agreed to schedule the Irish to play, on average, five ACC opponents each season. Originally scheduled through the 2025 season, the games have now been scheduled through the 2037 campaign.
- Notre Dame is 30-7 (.811) against ACC opponents since the scheduling agreement began during the 2014 season:

Year	Opponent	H/A/N	W/L	Score
2014	Syracuse	N	W	31-15
2014	North Carolina	H	W	50-43
2014	Florida State	A	L	27-31
2014	Louisville	H	L	28-31
2015	Virginia	A	W	34-27
2015	Georgia Tech	H	W	30-22
2015	Clemson	A	L	22-24
2015	Pittsburgh	A	W	42-30
2015	Wake Forest	H	W	28-7
2015	Boston College	N	W	16-13
2016	Duke	H	L	35-38
2016	Syracuse	N	W	50-33
2016	NC State	A	L	3-10
2016	Miami	H	W	30-27
2016	Virginia Tech	H	L	31-34
2017	Boston College	A	W	49-20
2017	North Carolina	A	W	33-10
2017	NC State	H	W	35-14
2017	Wake Forest	H	W	48-37
2017	Miami	A	L	8-41
2018	Wake Forest	A	W	56-27
2018	Virginia Tech	A	W	45-23
2018	Pittsburgh	H	W	19-14
2018	Florida State	H	W	42-13
2018	Syracuse	N	W	36-3
2019	Louisville	A	W	35-17
2019	Virginia	H	W	35-20
2019	Virginia Tech	H	W	21-20
2019	Duke	A	W	38-7
2019	Boston College	H	W	40-7
2020~	Duke	H	W	27-13
2020~	Florida State	H	W	42-26
2020~	Louisville	H	W	12-7
2020~	Pittsburgh	A	W	45-3
2020~	Georgia Tech	A	W	31-13
2020~	Clemson	H	W	47-40 (20T)
2020~	Boston College	A	W	45-31

- In 2020, the Irish are 7-0 in ACC play, with wins over Duke, Florida State, Louisville, Pitt, Georgia Tech, Clemson and Boston College.
- In 2019, the Irish went undefeated against the ACC, beating Louisville, Virginia, Virginia Tech, Duke and Boston College as part of the scheduling agreement.
- The Irish improved to 21-1 in regular-season games against Atlantic Coast Conference opponents over the last four seasons (2017-20).
- Notre Dame has won seven-straight ACC road games and 11-consecutive ACC home games.
- There have been, and in the future there will be, seasons when the Irish face just four ACC opponents but will eventually even out the agreement by facing six ACC teams in another year (this occurred in 2014 and 2015 and is set to occur in 2021-22 and 2022-23).

## NOTRE DAME ACC FUTURE SCHEDULES

Year	Opponent	H/A/N
2020~	North Carolina	A
2020~	Syracuse	H
2020~	Wake Forest	A
2021	*Florida State	A
2021	Virginia Tech	A
2021	North Carolina	H
2021	Virginia	H
2021	Georgia Tech	H
2022	North Carolina	A
2022	Syracuse	A
2022	Boston College	H
2022	Clemson	H
2023	NC State	A
2023	Duke	A
2023	Louisville	A
2023	Wake Forest	H
2023	Clemson	A
2023	Pittsburgh	H
2024	Miami	H
2024	Georgia Tech	A
2024	Florida State	H
2024	Virginia	H
2025	Miami	A
2025	NC State	H
2025	Boston College	A
2025	Pittsburgh	A
2025	Syracuse	H
2026	Florida State	A
2026	Louisville	H
2026	North Carolina	A
2026	Syracuse	H
2026	Virginia	H
2027	Clemson	A
2027	Duke	A
2027	Georgia Tech	H
2027	Virginia Tech	H
2027	Wake Forest	A
2028	Boston College	H
2028	Clemson	H
2028	Miami	H
2028	Pittsburgh	A
2028	Virginia Tech	A
2029	Florida State	A
2029	Georgia Tech	H
2029	NC State	A

2029	Syracuse	A
2029	Wake Forest	H
2030	Boston College	A
2030	Duke	H
2030	Florida State	H
2030	Louisville	A
2030	North Carolina	H
2031	*Clemson	A
2031	Miami	H
2031	North Carolina	A
2031	NC State	H
2031	Virginia	A
2032	Florida State	H
2032	Georgia Tech	A
2032	Louisville	H
2032	Miami	A
2032	Wake Forest	H
2033	Boston College	A
2033	Duke	A
2033	Louisville	A
2033	Pittsburgh	H
2033	Virginia Tech	H
2034	Clemson	H
2034	Miami	A
2034	Pittsburgh	A
2034	Syracuse	H
2034	Virginia	H
2035	Boston College	H
2035	Duke	H
2035	Louisville	A
2035	NC State	A
2035	Virginia	A
2036	Florida State	H
2036	Georgia Tech	A
2036	North Carolina	A
2036	Pittsburgh	H
2036	*Virginia Tech	A
2037	Clemson	A
2037	Miami	H
2037	NC State	H
2037	Syracuse	A
2037	Wake Forest	A

\* - Labor Day Monday

~~~ Irish received new schedule as part of 2020 ACC membership



## IRISH VS. THE ATLANTIC COAST CONFERENCE

| Team                  | Home      |           |          |              | Away       |           |          |              | Neutral   |          |          |              | Overall    |           |          |              |
|-----------------------|-----------|-----------|----------|--------------|------------|-----------|----------|--------------|-----------|----------|----------|--------------|------------|-----------|----------|--------------|
|                       | W         | L         | T        | %            | W          | L         | T        | %            | W         | L        | T        | %            | W          | L         | T        | %            |
| Boston College        | 8         | 5         | 0        | 0.615        | 6*         | 4         | 0        | 0.600        | 3         | 0        | 0        | 1.000        | 17*        | 9         | 0        | 0.654        |
| Clemson               | 1         | 1         | 0        | 0.500        | 1          | 1         | 0        | 0.500        | 0         | 1        | 0        | 0.000        | 2          | 3         | 0        | 0.400        |
| Duke                  | 4         | 1         | 0        | 0.800        | 1          | 1         | 0        | 0.500        | 0         | 0        | 0        | 0.000        | 5          | 2         | 0        | 0.714        |
| Florida State         | 3         | 2         | 0        | 0.600        | 1          | 1         | 0        | 0.500        | 0         | 3        | 0        | 0.000        | 4          | 6         | 0        | 0.400        |
| Georgia Tech          | 16        | 3         | 0        | 0.842        | 13         | 2         | 1        | 0.844        | 0         | 1        | 0        | 0.000        | 29         | 6         | 1        | 0.819        |
| Louisville            | 1         | 1         | 0        | 0.500        | 1          | 0         | 0        | 0.000        | 0         | 0        | 0        | 0.000        | 2          | 1         | 0        | 0.667        |
| Miami (Fla.)          | 9         | 1         | 0        | 0.900        | 6          | 7         | 1        | 0.464        | 2         | 0        | 0        | 1.000        | 17*        | 8         | 1        | 0.673        |
| <b>North Carolina</b> | <b>12</b> | <b>0</b>  | <b>0</b> | <b>1.000</b> | <b>5</b>   | <b>2</b>  | <b>0</b> | <b>0.714</b> | <b>1</b>  | <b>0</b> | <b>0</b> | <b>1.000</b> | <b>18</b>  | <b>2</b>  | <b>0</b> | <b>0.900</b> |
| NC State              | 1         | 0         | 0        | 1.000        | 0          | 1         | 0        | 0.000        | 0         | 1        | 0        | 0.000        | 1          | 2         | 0        | 0.333        |
| Pittsburgh            | 21        | 10        | 0        | 0.667        | 29         | 11        | 1        | 0.720        | 0         | 0        | 0        | 0.000        | 50*        | 21        | 1        | 0.701        |
| Syracuse              | 2         | 1         | 0        | 0.667        | 1          | 1         | 0        | 0.500        | 3         | 1        | 0        | 0.750        | 6          | 3         | 0        | 0.667        |
| Virginia              | 1         | 0         | 0        | 1.000        | 1          | 0         | 0        | 1.000        | 1         | 0        | 0        | 1.000        | 3          | 0         | 0        | 1.000        |
| Virginia Tech         | 1         | 1         | 0        | 0.500        | 1          | 0         | 0        | 1.000        | 0         | 0        | 0        | 0.000        | 2          | 1         | 0        | 0.667        |
| Wake Forest           | 2*        | 0         | 0        | 1.000        | 2          | 0         | 0        | 1.000        | 0         | 0        | 0        | 0.000        | 4          | 0         | 0        | 1.000        |
| <b>TOTAL</b>          | <b>82</b> | <b>26</b> | <b>0</b> | <b>0.759</b> | <b>67*</b> | <b>31</b> | <b>3</b> | <b>0.678</b> | <b>11</b> | <b>7</b> | <b>0</b> | <b>0.611</b> | <b>159</b> | <b>64</b> | <b>3</b> | <b>0.710</b> |

\* - Includes 20 regular-season wins and two postseason appearances vacated under discretionary NCAA penalty.

## 2020 NOTRE DAME OPPONENT UPDATE

| Rk    | Team                                                                                | Record            | Last Week (21)             | This Week (28)                          | Next Week (5)                 |
|-------|-------------------------------------------------------------------------------------|-------------------|----------------------------|-----------------------------------------|-------------------------------|
|       |  | 2-6<br>1-6 in ACC | Canceled vs. Wake Forest   | at Georgia Tech<br>TBD                  | vs. Florida State<br>TBD      |
|       |  | 1-7<br>0-6 in AAC | Postponed vs. Navy         | vs. UCF (Friday)<br>3:30 p.m. ET        | Open                          |
|       |  | 2-6<br>1-6 in ACC | Postponed vs. Clemson      | vs. Virginia<br>8 p.m. ET               | at Duke<br>TBD                |
|       |  | 3-6<br>2-6 in ACC | W, 30-0 vs. Syracuse       | at Boston College<br>4 p.m. ET          | Open                          |
|       |  | 5-4<br>4-4 in ACC | W, 41-14 vs. Virginia Tech | at Clemson<br>3:30 p.m. ET              | Open                          |
|       |  | 2-5<br>2-4 in ACC | Postponed at Miami         | vs. Duke<br>TBD                         | at NC State<br>TBD            |
| 4/4   |  | 7-1<br>6-1 in ACC | Postponed at Florida State | vs. Pitt<br>TBD                         | at Virginia Tech<br>TBD       |
| -/RV  |  | 5-4<br>4-4 in ACC | Open                       | vs. Louisville<br>4 p.m. ET             | at Virginia<br>TBD            |
| 25/23 |  | 6-2<br>6-2 in ACC | Open                       | vs. Notre Dame (Friday)<br>3:30 p.m. ET | vs. Western Carolina, TBD     |
|       |  | 1-8<br>1-7 in ACC | L, 0-30 at Louisville      | vs. NC State<br>TBD                     | at Notre Dame<br>2:30 p.m. ET |
|       |  | 4-3<br>3-3 in ACC | Canceled at Duke           | Open                                    | vs. Miami<br>TBD              |

## 2020 ACC STANDINGS

| Team              | ACC Record | Overall Record | Streak    |
|-------------------|------------|----------------|-----------|
| <b>NOTRE DAME</b> | <b>7-0</b> | <b>8-0</b>     | <b>W8</b> |
| Clemson           | 6-1        | 7-1            | L1        |
| Miami             | 6-1        | 7-1            | W4        |
| North Carolina    | 6-2        | 6-2            | W2        |
| NC State          | 5-3        | 6-3            | W2        |
| Wake Forest       | 3-3        | 4-3            | L1        |
| Pitt              | 4-4        | 5-4            | W2        |
| Boston College    | 4-4        | 5-4            | L1        |
| Virginia Tech     | 4-4        | 4-5            | L3        |
| Virginia          | 3-4        | 4-4            | W3        |
| Georgia Tech      | 2-4        | 2-5            | L3        |
| Louisville        | 2-6        | 3-6            | W1        |
| Duke              | 1-6        | 2-6            | L1        |
| Florida State     | 1-6        | 2-6            | L3        |
| Syracuse          | 1-7        | 1-8            | L6        |



COLLEGE FOOTBALL PLAYOFF  
[final 2019]

| Rk        | Team                | Record      | Trend     |
|-----------|---------------------|-------------|-----------|
| 1         | LSU                 | 13-0        | +1        |
| 2         | Ohio State          | 13-0        | -1        |
| 3         | Clemson             | 13-0        | —         |
| 4         | Oklahoma            | 12-1        | +2        |
| <b>5</b>  | <b>Georgia</b>      | <b>11-2</b> | <b>-1</b> |
| 6         | Oregon              | 11-2        | +7        |
| 7         | Baylor              | 11-2        | —         |
| 8         | Wisconsin           | 10-3        | —         |
| 9         | Florida             | 10-2        | —         |
| 10        | Penn State          | 10-2        | —         |
| 11        | Utah                | 11-2        | -6        |
| 12        | Auburn              | 9-3         | -1        |
| 13        | Alabama             | 10-2        | -1        |
| <b>14</b> | <b>Michigan</b>     | <b>9-3</b>  | <b>—</b>  |
| <b>15</b> | <b>NOTRE DAME</b>   | <b>10-2</b> | <b>—</b>  |
| 16        | Iowa                | 9-3         | —         |
| 17        | Memphis             | 12-1        | —         |
| 18        | Minnesota           | 10-2        | —         |
| 19        | Boise State         | 12-1        | —         |
| 20        | Appalachian State   | 12-1        | +1        |
| 21        | Cincinnati          | 10-3        | -1        |
| <b>22</b> | <b>Southern Cal</b> | <b>8-4</b>  | <b>—</b>  |
| <b>23</b> | <b>Navy</b>         | <b>10-2</b> | <b>+1</b> |
| <b>24</b> | <b>Virginia</b>     | <b>9-4</b>  | <b>-1</b> |
| 25        | Oklahoma State      | 8-4         | —         |

ASSOCIATED PRESS TOP 25 -  
November 22, 2020

| Rk        | Team (1st Place Votes) | Rec.       | Points      | Trend     |
|-----------|------------------------|------------|-------------|-----------|
| 1         | Alabama (62)           | 7-0        | 1550        | —         |
| <b>2</b>  | <b>NOTRE DAME</b>      | <b>8-0</b> | <b>1471</b> | <b>—</b>  |
| 3         | Ohio State             | 4-0        | 1440        | —         |
| <b>4</b>  | <b>Clemson</b>         | <b>7-1</b> | <b>1358</b> | <b>—</b>  |
| 5         | Texas A&M              | 5-1        | 1249        | —         |
| 6         | Florida                | 6-1        | 1223        | —         |
| 7         | Cincinnati             | 8-0        | 1201        | —         |
| 8         | BYU                    | 9-0        | 1109        | —         |
| 9         | Oregon                 | 3-0        | 951         | +2        |
| 10        | Miami                  | 7-1        | 936         | +2        |
| 11        | Northwestern           | 5-0        | 922         | +8        |
| 12        | Indiana                | 4-1        | 899         | -3        |
| 13        | Georgia                | 5-2        | 828         | —         |
| 14        | Oklahoma               | 6-2        | 693         | +4        |
| 15        | Iowa State             | 6-2        | 658         | +2        |
| 16        | Coastal Carolina       | 8-0        | 622         | -1        |
| 17        | Marshall               | 7-0        | 542         | -2        |
| 18        | Wisconsin              | 2-1        | 540         | -8        |
| 19        | Southern Cal           | 3-0        | 461         | +1        |
| 20        | Texas                  | 5-2        | 321         | +2        |
| 21        | Oklahoma State         | 5-2        | 289         | -7        |
| 22        | Auburn                 | 5-2        | 259         | +1        |
| 23        | Louisiana              | 7-1        | 218         | +1        |
| 24        | Tulsa                  | 5-1        | 164         | +1        |
| <b>25</b> | <b>North Carolina</b>  | <b>6-2</b> | <b>108</b>  | <b>NR</b> |



**Others receiving votes:** Washington 35, Liberty 31, Nevada 23, SMU 17, Iowa 15, Boise State 6, Florida Atlantic 5, San José State 3, Buffalo 3

COACHES POLL TOP 25-  
November 22, 2020

| Rk        | Team (1st Place Votes) | Rec.       | Points      | Trend     |
|-----------|------------------------|------------|-------------|-----------|
| 1         | Alabama (59)           | 7-0        | 1547        | —         |
| <b>2</b>  | <b>NOTRE DAME (2)</b>  | <b>8-0</b> | <b>1469</b> | <b>—</b>  |
| 3         | Ohio State (1)         | 4-0        | 1425        | —         |
| <b>4</b>  | <b>Clemson</b>         | <b>7-1</b> | <b>1353</b> | <b>—</b>  |
| 5         | Florida                | 6-1        | 1256        | —         |
| 6         | Texas A&M              | 5-1        | 1241        | —         |
| 7         | Cincinnati             | 8-0        | 1166        | —         |
| 8         | BYU                    | 9-0        | 1103        | —         |
| 9         | Miami                  | 7-1        | 1005        | —         |
| 10        | Georgia                | 5-2        | 897         | +1        |
| 11        | Oregon                 | 3-0        | 876         | +2        |
| 12        | Indiana                | 4-1        | 821         | -2        |
| 13        | Northwestern           | 5-0        | 813         | +7        |
| 14        | Oklahoma               | 6-2        | 756         | +3        |
| 15        | Iowa State             | 6-2        | 685         | +1        |
| 16        | Marshall               | 7-0        | 563         | -1        |
| 17        | Coastal Carolina       | 8-0        | 530         | +1        |
| 18        | Southern Cal           | 3-0        | 508         | +1        |
| 19        | Auburn                 | 5-2        | 427         | +2        |
| 20        | Wisconsin              | 2-1        | 409         | -8        |
| 21        | Texas                  | 5-2        | 306         | +2        |
| <b>22</b> | <b>Oklahoma State</b>  | <b>5-2</b> | <b>299</b>  | <b>-8</b> |
| <b>23</b> | <b>North Carolina</b>  | <b>6-2</b> | <b>205</b>  | <b>+1</b> |
| 24        | Louisiana              | 7-1        | 165         | +1        |
| 25        | Tulsa                  | 5-1        | 120         | NR        |

**Others receiving votes:** Nevada 39, Liberty 27, Missouri 24, Washington 17, San José State 13, Maryland 13, **Boston College 12**, NC State 12, Boise State 11, SMU 10, Memphis 9, Army 6, Appalachian State 6, LSU 3, Purdue 2, Iowa 1



|                                                                                  |                                                                 |                                                                                   |
|----------------------------------------------------------------------------------|-----------------------------------------------------------------|-----------------------------------------------------------------------------------|
|  | <b>GAME 1</b>                                                   |  |
|                                                                                  | Sept. 12, 2020   Notre Dame Stadium<br>Attend: 10,097   TV: NBC |                                                                                   |
| (--/RV) <b>DUKE</b>                                                              |                                                                 | <b>13</b>                                                                         |
| (10/10) <b>NOTRE DAME</b>                                                        |                                                                 | <b>27</b>                                                                         |

**NOTRE DAME, Indiana** — The 10th-ranked University of Notre Dame Fighting Irish football team collected its first ever conference win, taking down ACC foe Duke 27-13. The Irish offense had a balanced attack led by sophomore running back Kyren Williams. In his first career start, Williams tallied 112 yards on the ground, 93 yards receiving and two rushing touchdowns. Williams became the first Irish player in the last 25 years to record 90+ yards rushing and receiving in the same game.

#### SCORE BY QUARTERS

|            | 1 | 2  | 3 | 4  | Final |
|------------|---|----|---|----|-------|
| Duke       | 3 | 3  | 7 | 0  | 13    |
| Notre Dame | 0 | 10 | 7 | 10 | 27    |

#### SCORING SUMMARY

|            |              |             |                                                                                   |
|------------|--------------|-------------|-----------------------------------------------------------------------------------|
| <b>1st</b> | <b>07:01</b> | <b>DUKE</b> | C.Ham 29 yd FG, 10-79, 03:53; DU 3, ND 0                                          |
| <b>2nd</b> | <b>10:39</b> | <b>ND</b>   | K.Williams 1 yd rush (#39 J.Doerer kick), 12-96 04:37; DU 3, ND 7                 |
|            | <b>03:20</b> | <b>DUKE</b> | C.Ham 30 yd FG, 11-80 04:12; DU 6, ND 7                                           |
|            | <b>00:00</b> | <b>ND</b>   | J.Doerer 48 yd FG, 9-54 01:13; DU 6, ND 10                                        |
| <b>3rd</b> | <b>07:57</b> | <b>ND</b>   | K.Williams 26 yd rush (#39 J.Doerer kick), 7-59 03:32; DU 6, ND 17                |
|            | <b>02:19</b> | <b>DUKE</b> | C.Brice 2 yd rush (#44 C.Ham kick), 6-39 02:24; DU 13, ND 17                      |
| <b>4th</b> | <b>10:58</b> | <b>ND</b>   | A.Davis 17 yd pass from #12 I.Book (#39 J.Doerer kick), 15-83 06:14; DU 13, ND 24 |
|            | <b>05:21</b> | <b>ND</b>   | J.Doerer 34 yd FG, 6-40 03:45; DU 13, ND 27                                       |

#### TEAM STATISTICS

|                            | DUKE    | ND      |
|----------------------------|---------|---------|
| FIRST DOWNS                | 19      | 24      |
| RUSHES-YARDS (NET)         | 30-75   | 42-178  |
| PASSING YARDS (NET)        | 259     | 263     |
| Passes Comp-Att-Int        | 20-37-0 | 19-31-1 |
| TOTAL OFFENSE PLAYS-YARDS  | 67-334  | 73-441  |
| Fumble Returns-Yards       | 0-0     | 0-0     |
| Punt Returns-Yards         | 4-27    | 1-3     |
| Kickoff Returns-Yards      | 2-41    | 4-90    |
| Interception Returns-Yards | 1-0     | 0-0     |
| Punts (Number-Avg)         | 6-45.7  | 6-43.8  |
| Fumbles-Lost               | 2-2     | 0-0     |
| Penalties-Yards            | 4-31    | 4-39    |
| Possession Time            | 26:36   | 33:24   |
| Third-Down Conversions     | 4 of 15 | 7 of 16 |
| Fourth-Down Conversions    | 0 of 1  | 2 of 2  |
| Red-Zone Scores-Chances    | 3-3     | 3-4     |
| Sacks By: Number-Yards     | 3-14    | 3-21    |



**Rushing: Duke**— Deon Jackson 15-52, Chase Brice 9-20, Mataeo Durant 5-7, TEAM 1- --4. **Notre Dame**— Kyren Williams 19-112, Chris Tyree 6-20, Jahmir Smith 5-15, Jay Bramblett 1-14, Ian Book 9-12, Jafar Armstrong 2-5.

**Passing: Duke**— Chase Brice 20-37-0-259. **Notre Dame**— Ian Book 19-31-1-263.

**Receiving: Duke**— Noah Gray 5-68, Jalon Calhoun 5-62, Eli Pancol 3-78, Jake Bobo 3-34, Deon Jackson 2- --6, Jontavis Robertson 1-13, Darrell Harding Jr. 1-10. **Notre Dame**— Tommy Tremble 5-43, Joe Wilkins 4-39, Michael Mayer 3-38, Kyren Williams 2-93, Avery Davis 2-26, Jafar Armstrong 2-20, Lawrence Keys III 1-4.

**Interceptions: Duke**— Lummie Young IV 1-0. **Notre Dame**— None.

**Fumbles: Duke**— Jalon Calhoun 1-1. **Notre Dame**— None.

|                                                                                   |                                                                 |                                                                                     |
|-----------------------------------------------------------------------------------|-----------------------------------------------------------------|-------------------------------------------------------------------------------------|
|  | <b>GAME 2</b>                                                   |  |
|                                                                                   | Sept. 19, 2020   Notre Dame Stadium<br>Attend: 10,085   TV: NBC |                                                                                     |
| (RV/RV) <b>SOUTH FLORIDA</b>                                                      | <b>0</b>                                                        |                                                                                     |
| (7/7) <b>NOTRE DAME</b>                                                           | <b>52</b>                                                       |                                                                                     |

**NOTRE DAME, Indiana** — The seventh-ranked Notre Dame Fighting Irish football team's defense was on full display, shutting out visiting South Florida 52-0 to improve to 2-0 on the season. Notre Dame extended its home winning streak to 20 games, breaking the longest streak in modern program history (19-straight from 1987-90). Notre Dame totaled six rushing touchdowns overall from four different players, with three from Ian Book in the first half.

#### SCORE BY QUARTERS

|               | 1  | 2  | 3  | 4 | Final |
|---------------|----|----|----|---|-------|
| South Florida | 0  | 0  | 0  | 0 | 0     |
| Notre Dame    | 14 | 21 | 10 | 7 | 52    |

#### SCORING SUMMARY

|            |              |           |                                                                               |
|------------|--------------|-----------|-------------------------------------------------------------------------------|
| <b>1st</b> | <b>12:05</b> | <b>ND</b> | Ian Book 4 yd run (Jonathan Doerer kick), 7-55 2:50; USF 0, ND 7              |
|            | <b>07:06</b> | <b>ND</b> | Chris Tyree 1 yd run (Jonathan Doerer kick), 7-43 3:24; USF 0, ND 14          |
| <b>2nd</b> | <b>14:25</b> | <b>ND</b> | Ian Book 1 yd run (Jonathan Doerer kick), 11-58 5:07; USF 0, ND 21            |
|            | <b>11:15</b> | <b>ND</b> | Flemister, C'Bo 26 yd run (Jonathan Doerer kick), 5-53 1:57; USF 0, ND 28     |
|            | <b>01:55</b> | <b>ND</b> | Ian Book 1 yd run (Jonathan Doerer kick), 4-25 0:54; USF 0, ND 35             |
| <b>3rd</b> | <b>06:34</b> | <b>ND</b> | Jonathan Doerer 22 yd field goal, 10-60 3:21; USF 0, ND 38                    |
|            | <b>03:23</b> | <b>ND</b> | Botelho, Jordan 1 yd blocked punt return (Jonathan Doerer kick); USF 0, ND 45 |
| <b>4th</b> | <b>02:15</b> | <b>ND</b> | Jafar Armstrong 5 yd run (Goepferich, Dawson kick), 10-66 7:00; USF 0, ND 52  |

#### TEAM STATISTICS

|                            | USF     | ND      |
|----------------------------|---------|---------|
| FIRST DOWNS                | 11      | 21      |
| RUSHES-YARDS (NET)         | 33-106  | 45-281  |
| PASSING YARDS (NET)        | 125     | 149     |
| Passes Comp-Att-Int        | 12-29-0 | 13-21-0 |
| TOTAL OFFENSE PLAYS-YARDS  | 62-231  | 66-430  |
| Fumble Returns-Yards       | 0-0     | 0-0     |
| Punt Returns-Yards-TD      | 0-0     | 2-62-1  |
| Kickoff Returns-Yards      | 8-129   | 1-14    |
| Interception Returns-Yards | 0-0     | 0-0     |
| Punts (Number-Avg)         | 6-144   | 2-74    |
| Fumbles-Lost               | 0-0     | 2-0     |
| Penalties-Yards            | 4-40    | 2-25    |
| Possession Time            | 27:33   | 32:27   |
| Third-Down Conversions     | 2 of 15 | 8 of 14 |
| Fourth-Down Conversions    | 1 of 5  | 2 of 2  |
| Red-Zone Scores-Chances    | 0-1     | 6-7     |
| Sacks By: Number-Yards     | 0-0     | 2-15    |

**Rushing: USF**— Johnny Ford 6-70, Jordan McCloud 5-21, Noah Johnson 6-12, Brian Battie 3-9, Kell Joiner Jr. 8-6, Odunayo Seriki 3-1, Latrel Williams 1--4, Jahquez Evans 1--9. **Notre Dame**— C'Bo Flemister 13-127, Chris Tyree 8-65, Kyren Williams 10-62, Ian Book 4-9, Jafar Armstrong 7-7, Tommy Tremble 1-4, Drew Pyne, 1-4, Braden Lenzy 1-3.

**Passing: USF**— Jordan McCloud 8-14-0-64, Noah Johnson 4-12-0-61, Katravis Marsh 0-3-0-0. **Notre Dame**— Ian Book 12-19-0-144, Drew Pyne 1-2-0.

**Receiving: USF**— Devontres Dukes 3-36, Latrel Williams 2-48, Mitche Brinkman 2-21, Omario Dollison 1-17, Xavier Weaver 1-6, Chris Carter 1-4, Kell Joiner Jr. 1--3, Terrence Horne 1--4. **Notre Dame**— Tommy Tremble 3-61, Braden Lenzy 3-34, Kyren Williams 2-10, Jafar Armstrong 1-18, C'Bo Flemister 1-9, Javon McKinley 1-7, Kevin Bauman 1-5, Michael Mayer 1-5.

**Interceptions: USF**— None. **Notre Dame**— None.

**Fumbles: USF**— None. **Notre Dame**— Kyren Williams 1-0, C'Bo Flemister 1-0.


**GAME 3**

October 10, 2020 | Notre Dame Stadium  
Attend: 10,409 | TV: NBC


**FLORIDA STATE**
**26**
**(5/5) NOTRE DAME**
**42**

**NOTRE DAME, Indiana** — Taking the field for the first time in three weeks, fifth-ranked Notre Dame (3-0, 2-0 ACC) used the ground game to run past the Florida State Seminoles (1-3, 0-3 ACC), 42-26, at Notre Dame Stadium (10,049). Sophomore running back Kyren Williams had a career day, compiling 185 rushing yards on 19 carries with two rushing touchdowns. It was the most rushing yards by an Irish player since 2018 when Dexter Williams had 202, also against Florida State. Freshman Chris Tyree also contributed to the successful night on the ground, totaling 103 yards on 11 carries with one touchdown.

**SCORE BY QUARTERS**

|               | 1  | 2  | 3 | 4 | Final |
|---------------|----|----|---|---|-------|
| Florida State | 17 | 3  | 6 | 0 | 26    |
| Notre Dame    | 14 | 21 | 7 | 0 | 42    |

**SCORING SUMMARY**

|            |              |            |                                                                                                   |
|------------|--------------|------------|---------------------------------------------------------------------------------------------------|
| <b>1st</b> | <b>12:03</b> | <b>FSU</b> | Fitzgerald, Ryan 42 yd field goal, 4-8 2:07; FSU 3, ND 0                                          |
|            | <b>10:43</b> | <b>ND</b>  | Mayer, Michael 8 yd pass from Book, Ian (Doerer, Jonathan kick), 3-75 1:20; FSU 3, ND 7           |
|            | <b>06:10</b> | <b>ND</b>  | Williams, Kyren 46 yd run (Doerer, Jonathan kick), 5-76 2:19; FSU 3, ND 14                        |
|            | <b>02:51</b> | <b>FSU</b> | Travis, Jordan 4 yd run (Fitzgerald, Ryan kick), 3-19 1:13; FSU 10, ND 14                         |
|            | <b>00:38</b> | <b>FSU</b> | Terry, Tamorrion 48 yd pass from Travis, Jordan (Fitzgerald, Ryan kick), 4-71 1:13; FSU 17, ND 14 |
| <b>2nd</b> | <b>12:27</b> | <b>ND</b>  | Williams, Kyren 1 yd run (Doerer, Jonathan kick), 8-75 3:11; FSU 17, ND 21                        |
|            | <b>05:25</b> | <b>ND</b>  | Tyree, Chris 45 yd run (Doerer, Jonathan kick), 4-81 1:50; FSU 17, ND 28                          |
|            | <b>01:17</b> | <b>FSU</b> | Fitzgerald, Ryan 26 yd field goal, 13-67 4:08; FSU 20, ND 28                                      |
|            | <b>00:11</b> | <b>ND</b>  | Lenzy, Braden 6 yd pass from Book, Ian (Doerer, Jonathan kick), 8-57 0:58; FSU 20, ND 35          |
| <b>3rd</b> | <b>12:25</b> | <b>FSU</b> | Webb, La'Damian 7 yd run (Terry, Tamorrion pass failed), 7-75 2:35; FSU 26, ND 35                 |
|            | <b>08:40</b> | <b>ND</b>  | Book, Ian 3 yd run (Doerer, Jonathan kick), 8-73 3:39; FSU 26, ND 42                              |

**TEAM STATISTICS**

|                            | FSU     | ND      |
|----------------------------|---------|---------|
| FIRST DOWNS                | 18      | 25      |
| RUSHES-YARDS (NET)         | 40-153  | 42-353  |
| PASSING YARDS (NET)        | 252     | 201     |
| Passes Comp-Att-Int        | 17-31-1 | 16-25-0 |
| TOTAL OFFENSE PLAYS-YARDS  | 71-405  | 67-554  |
| Fumble Returns-Yards       | 0-0     | 0-0     |
| Punt Returns-Yards         | 0-0     | 1- -6   |
| Kickoff Returns-Yards      | 4-66    | 3-90    |
| Interception Returns-Yards | 0-0     | 1-23    |
| Punts (Number-Avg)         | 6-44.0  | 3-39.7  |
| Fumbles-Lost               | 0-0     | 2-2     |
| Penalties-Yards            | 7-59    | 4-28    |
| Possession Time            | 32:08   | 27:52   |
| Third-Down Conversions     | 2 of 14 | 2 of 8  |
| Fourth-Down Conversions    | 3 of 3  | 1 of 2  |
| Red-Zone Scores-Chances    | 3-4     | 4-5     |
| Sacks By: Number-Yards     | 0-0     | 4-22    |

**Rushing: Florida State**- Jordan Travis 19-96, La'Damian Webb 13-59, Jashaun Corbin 2-9, Lawrance Toafili 3-1, TEAM 1- -3, James Blackman 2- -9. **Notre Dame**- Kyren Williams 19-185, Chris Tyree 11-103, Ian Book 9-58, Braden Lenzy 2-5, C'Bo Flemister 1-2.

**Passing: Florida State**- Jordan Travis 13-24-1-204, James Blackman 4-5-0-48, TEAM 0-2-0-0. **Notre Dame**- Ian Book 16-25-0-201.

**Receiving: Florida State**- Tamorrion Terry 9-146, Ontaria Wilson 2-22, Lawrance Toafili 1-31, Jordan Young 1-18, Ja'Khi Douglas 1-17, Warren Thompson 1-9, Camren McDonald 1-5, La'Damian Webb 1-4. **Notre Dame**- Javon McKinley 5-107, Braden Lenzy 3-29, Michael Mayer 2-25, Kyren Williams 2-11, Brock Wright 2-10, Avery Davis 1-13, Tommy Tremble 1-6.

**Interceptions: Florida State**- None. **Notre Dame**- Shawn Crawford 1-23.

**Fumbles: Florida State**- None. **Notre Dame**- Kyren Williams 1-1, Lawrence Keys III 1-1.


**GAME 4**

Oct. 17, 2020 | Notre Dame Stadium  
Attend: 10,182 | TV: NBC


**LOUISVILLE**
**7**
**(4/4) NOTRE DAME**
**12**

**NOTRE DAME, Indiana** — The fourth-ranked Notre Dame football team battled the University of Louisville at Notre Dame Stadium and prevailed with a 12-7 victory to remain undefeated (4-0, 3-0 ACC) on the season. The Irish ran the ball well, finishing the afternoon with 232 yards on 49 carries. Sophomore Kyren Williams paced the Irish backfield with 127 yards on 25 carries, marking his third 100-yard rushing effort on the season. Graduate student Ian Book had an impressive third-quarter 13-yard rushing touchdown to regain the lead on his way to amassing 47 yards on the ground.

**SCORE BY QUARTERS**

|            | 1 | 2 | 3 | 4 | Final |
|------------|---|---|---|---|-------|
| Louisville | 0 | 0 | 7 | 0 | 7     |
| Notre Dame | 6 | 0 | 6 | 0 | 12    |

**SCORING SUMMARY**

|            |              |           |                                                                                            |
|------------|--------------|-----------|--------------------------------------------------------------------------------------------|
| <b>1st</b> | <b>09:26</b> | <b>ND</b> | Jonathan Doerer 32 yd field goal, 12-61 5:34; UL 0, ND 3                                   |
|            | <b>00:30</b> | <b>ND</b> | Jonathan Doerer 30 yd field goal, 15-76 7:09; UL 0, ND 6                                   |
| <b>3rd</b> | <b>07:37</b> | <b>UL</b> | Ford, Marshon 1 yd pass from Cunningham, Mali (Turner, Jason kick), 13-83 7:16; UL 7, ND 6 |
|            | <b>03:43</b> | <b>ND</b> | Ian Book 13 yd run (Javon McKinley pass failed), 8-66 3:49; UL 7, ND 12                    |

**TEAM STATISTICS**

|                            | UL      | ND      |
|----------------------------|---------|---------|
| FIRST DOWNS                | 14      | 24      |
| RUSHES-YARDS (NET)         | 23-96   | 49-232  |
| PASSING YARDS (NET)        | 137     | 106     |
| Passes Comp-Att-Int        | 17-22-0 | 11-19-0 |
| TOTAL OFFENSE PLAYS-YARDS  | 45-233  | 68-338  |
| Fumble Returns-Yards       | 0-0     | 0-0     |
| Punt Returns-Yards-TD      | 0-0     | 0-0     |
| Kickoff Returns-Yards      | 3-68    | 1-22    |
| Interception Returns-Yards | 0-0     | 0-0     |
| Punts (Number-Avg)         | 5-40.4  | 2-41.5  |
| Fumbles-Lost               | 0-0     | 0-0     |
| Penalties-Yards            | 7-60    | 3-18    |
| Possession Time            | 23:45   | 36:15   |
| Third-Down Conversions     | 3 of 9  | 8 of 14 |
| Fourth-Down Conversions    | 1 of 1  | 0 of 1  |
| Red-Zone Scores-Chances    | 1-1     | 3-5     |
| Sacks By: Number-Yards     | 4-21    | 0-0     |



**Rushing: UL**- Javian Hawkins 15-51, Malik Cunningham 7-49, Tutu Atwell 1- -4. **Notre Dame**- Kyren Williams 25-127, Ian Book 12-47, Chris Tyree 7-32, Javon McKinley 1-15, Avery Davis 1-10, Jay Bramblett 1-7, TEAM 2- -6.

**Passing: UL**- Malik Cunningham 16-19-0-132, Evan Conley 1-2-0-5, TEAM 0-1-0-0. **Notre Dame**- Ian Book 11-19-0-106.

**Receiving: UL**- Javian Hawkins 5-46, Tutu Atwell 4-40, Marshon Ford 3-11, Dez Pitzpatrick 2-21, Isaac Martin 2-11, Braden Smith 1-8. **Notre Dame**- Ben Skowronek 2-28, Avery Davis 2-17, Chris Tyree 2-15, Kevin Austin 1-18, Michael Mayer 1-12, Javon McKinley 1-7, Kyren Williams 1-5, Tommy Tremble 1-4.

**Interceptions: UL**- None. **Notre Dame**- None.

**Fumbles: UL**- None. **Notre Dame**- None.

|                                                                                  |                                                                            |                                                                                   |
|----------------------------------------------------------------------------------|----------------------------------------------------------------------------|-----------------------------------------------------------------------------------|
|  | <b>GAME 5</b><br>October 24, 2020   Heinz Field<br>Attend: 5,451   TV: ABC |  |
| (3/3) <b>NOTRE DAME</b>                                                          | <b>45</b>                                                                  |                                                                                   |
| <b>PITTSBURGH</b>                                                                | <b>3</b>                                                                   |                                                                                   |

**PITTSBURGH, Pennsylvania** – The third-ranked University of Notre Dame football team moved to 5-0 in 2020 with a convincing 45-3 victory over the Pittsburgh Panthers (3-4). Offensively, quarterback Ian Book led the way for the Irish with 312 yards passing and three passing touchdowns while adding 40 yards rushing on eight carries. Notre Dame added two rushing touchdowns on the afternoon, marking the first time the Pittsburgh defense has given up multiple rushing touchdowns since Oct. 5, 2019 against Duke. The Irish held the Panthers to 97 yards of offense and just two yards rushing in the opening 30 minutes. Notre Dame recorded three INTs on defense and after allowing just three points, it is the first time since 2012 that the Irish defense has given up fewer than 10 points in back-to-back games.

#### SCORE BY QUARTERS

|            | 1 | 2  | 3  | 4 | Final |
|------------|---|----|----|---|-------|
| Notre Dame | 7 | 21 | 17 | 0 | 45    |
| Pittsburgh | 3 | 0  | 0  | 0 | 3     |

#### SCORING SUMMARY

|                     |                                                                                       |
|---------------------|---------------------------------------------------------------------------------------|
| <b>1st 10:08 ND</b> | Ben Skowronek 34 yd pass from Ian Book (Jonathan Doerer kick), 11-75 4:52; ND 7, UP 0 |
| <b>07:38 UP</b>     | Alex Kessman 45 yd field goal, 10-37 2:30; ND 7, UP 3                                 |
| <b>2nd 10:37 ND</b> | Ben Skowronek 73 yd pass from Ian Book (Jonathan Doerer kick), 4-87 1:29; ND 14, UP 3 |
| <b>01:29 ND</b>     | Kyren Williams 2 yd run (Jonathan Doerer kick), 8-46 3:42; ND 21, UP 3                |
| <b>00:11 ND</b>     | Isaiah Foskey 0 yd blocked punt return (Jonathan Doerer kick); ND 28, UP 3            |
| <b>3rd 07:34 ND</b> | Jonathan Doerer 21 yd field goal, 14-72 6:10; ND 31, UP 3                             |
| <b>04:22 ND</b>     | Michael Mayer 14 yd pass from Ian Book (Jonathan Doerer kick), 4-49 2:01; ND 38, UP 3 |
| <b>02:42 ND</b>     | C'Bo Flemister 2 yd run (Jonathan Doerer kick), 4-35 1:33; ND 45, UP 3                |

#### TEAM STATISTICS

|                            | ND       | UP      |
|----------------------------|----------|---------|
| FIRST DOWNS                | 28       | 11      |
| RUSHES-YARDS (NET)         | 50-115   | 20-44   |
| PASSING YARDS (NET)        | 319      | 118     |
| Passes Comp-Att-Int        | 17-33-0  | 12-33-3 |
| TOTAL OFFENSE PLAYS-YARDS  | 83-434   | 53-162  |
| Fumble Returns-Yards       | 0-0      | 0-0     |
| Punt Returns-Yards-TDs     | 3-32-1   | 2--8-0  |
| Kickoff Returns-Yards      | 1-17     | 4-81    |
| Interception Returns-Yards | 3-16     | 0-0     |
| Punts (Number-Avg)         | 5-42.4   | 8-33.4  |
| Fumbles-Lost               | 1-0      | 3-0     |
| Penalties-Yards            | 7-63     | 12-93   |
| Possession Time            | 40:59    | 19:01   |
| Third-Down Conversions     | 11 of 18 | 3 of 13 |
| Fourth-Down Conversions    | 1 of 1   | 0 of 0  |
| Red-Zone Scores-Chances    | 4-5      | 0-0     |
| Sacks By: Number-Yards     | 3-19     | 2-5     |



**Rushing: Notre Dame**- C'Bo Flemister 13-48-1, Ian Book 8-40, Kyren Williams 17-38-1, Chris Tyree 3--3, Brendon Clark 1--4, Jafar Armstrong 8--4. **Pittsburgh**- Vincent Davis 8-28, Daniel Carter 1-9, Nick Patti 2-8, Davis Beville 3-4, A.J. Davis 3-1, Israel Abanikanda 2-0, Joey Yellen 1--6.

**Passing: Notre Dame**- Ian Book 16-30-0-312 (three TDs), Brendon Clark 1-3-0-7. **Pittsburgh**- Joey Yellen 10-27-3-101, Nick Patti 2-5-0-17, Davis Beville 0-1-0-0.

**Receiving: Notre Dame**- Michael Mayer 5-73-1, Avery Davis 3-44, Kyren Williams 3-37, Ben Skowronek 2-107-2, Javon McKinley 2-50, George Takacs 1-7, Tommy Tremble 1-1. **Pittsburgh**- Jordan Addison 3-40, Shockey Jacques-Louis 3-39, Taysir Mack 2-17, Tre Tipton 1-11, A.J. Davis 1-8, DJ Turner 1-5, Vincent Davis 1--2.

**Interceptions: Notre Dame**- Jeremiah Owusu-Koramoah 1-0, Bo Bauer 1-16, Nick McCloud 1-0. **Pittsburgh**- None.

**Fumbles: Notre Dame**- Avery Davis 1-0. **Pittsburgh**- DJ Turner 1-0, Davis Beville 1-0, Nick Patti 1-0.

|                                                                                   |                                                                                    |                                                                                     |
|-----------------------------------------------------------------------------------|------------------------------------------------------------------------------------|-------------------------------------------------------------------------------------|
|  | <b>GAME 6</b><br>October 31, 2020   Bobby Dodd Stadium<br>Attend: 11,000   TV: ABC |  |
| (4/4) <b>NOTRE DAME</b>                                                           | <b>31</b>                                                                          |                                                                                     |
| <b>GEORGIA TECH</b>                                                               | <b>13</b>                                                                          |                                                                                     |

**ATLANTA, Georgia** – The fourth-ranked Fighting Irish extended their winning streak to 12 games, the longest active streak in FBS, with a decisive 31-13 win over Georgia Tech at Bobby Dodd Stadium. The Irish were led offensively by Kyren Williams as he finished with 76 yards on 15 carries and two touchdowns. It was Williams' third game this season with multiple touchdowns (Duke & Florida State). C'Bo Flemister and Chris Tyree both played integral roles in the rushing attack – adding 106 yards on 20 carries combined. On the defensive side the Irish had another strong first half, as they limited the Yellow Jackets to 65 yards of total offense. Daelin Hayes was all over the field for the Irish defense as he notched five tackles, two sacks and two forced fumbles.

#### SCORE BY QUARTERS

|              | 1 | 2  | 3 | 4 | Final |
|--------------|---|----|---|---|-------|
| Notre Dame   | 7 | 10 | 7 | 7 | 31    |
| Georgia Tech | 0 | 7  | 0 | 6 | 13    |

#### SCORING SUMMARY

|                     |                                                                                         |
|---------------------|-----------------------------------------------------------------------------------------|
| <b>1st 06:16 ND</b> | Joe Wilkins, Jr. 8 yd pass from Ian Book (Jonathan Doerer kick), 15-81 8:38; ND 7, GT 0 |
| <b>2nd 14:42 GT</b> | Zamari Walton 93 yd fumble recovery (Jude Kelley kick); ND 7, GT 7                      |
| <b>10:47 ND</b>     | Kyren Williams 2 yd run (Jonathan Doerer kick), 7-75 3:48; ND 14, GT 7                  |
| <b>01:49 ND</b>     | Jonathan Doerer 32 yd field goal, 8-35 2:10; ND 17, GT 7                                |
| <b>3rd 10:43 ND</b> | Kyren Williams 4 yd run (Jonathan Doerer kick), 6-65 2:56; ND 24, GT 7                  |
| <b>4th 12:59 ND</b> | C'Bo Flemister 3 yd run (Jonathan Doerer kick), 9-74 4:32; ND 31, GT 7                  |
| <b>07:15 GT</b>     | Jordan Mason 1 yd run (Adonias Sanders rush failed), 8-69 2:42; ND 31, GT 13            |

#### TEAM STATISTICS

|                            | ND       | GT      |
|----------------------------|----------|---------|
| FIRST DOWNS                | 24       | 17      |
| RUSHES-YARDS (NET)         | 44-227   | 33-88   |
| PASSING YARDS (NET)        | 199      | 150     |
| Passes Comp-Att-Int        | 18-26-0  | 15-26-0 |
| TOTAL OFFENSE PLAYS-YARDS  | 70-426   | 59-238  |
| Fumble Returns-Yards       | 0-0      | 1-93-1  |
| Punt Returns-Yards-TDs     | 0-0-0    | 3-3-0   |
| Kickoff Returns-Yards      | 2-39-0   | 1-10-0  |
| Interception Returns-Yards | 0-0      | 0-0     |
| Punts (Number-Avg)         | 3-39.7   | 4-41.2  |
| Fumbles-Lost               | 1-1      | 3-1     |
| Penalties-Yards            | 5-50     | 6-50    |
| Possession Time            | 36:54    | 23:06   |
| Third-Down Conversions     | 10 of 15 | 5 of 12 |
| Fourth-Down Conversions    | 0 of 0   | 0 of 2  |
| Red-Zone Scores-Chances    | 5-7      | 1-2     |
| Sacks By: Number-Yards     | 5-34     | 2-10    |

**Rushing: Notre Dame**- Kyren Williams 15-76, C'Bo Flemister 15-58, Chris Tyree 5-47, Ian Book 9-46. **Georgia Tech**- Jahmyr Gibbs 14-61, Jordan Mason 7-25, Jeff Sims 12-2.



**Passing: Notre Dame**- Ian Book 18-26-0-199 (one TD). **Georgia Tech**- Jeff Sims 15-26-0-150.



**Receiving: Notre Dame**- Javon McKinley 5-93, Avery Davis 4-29, Michael Mayer 3-15, Kyren Williams 2-24, Brock Wright 1-11, Tommy Tremble 1-11, Joe Wilkins Jr. 1-8, Ben Skowronek 1-8. **Georgia Tech**- Jahmyr Gibbs 5-49, Jalen Camp 3-64, Adonias Sanders 2-14, Marquez Ezzard 1-13, Josh Tukes 1-5, Dylan Leonard 1-4, Jack Coco 1-3, Jordan Mason 1--2.

**Interceptions: Notre Dame**- None. **Georgia Tech**- None.

**Fumbles: Notre Dame**- Kyren Williams 1-1. **Georgia Tech**- Jeff Sims 2-1, Marquez Ezzard 1-0.



|                                                                                  |                                       |  |                                                                                   |
|----------------------------------------------------------------------------------|---------------------------------------|--|-----------------------------------------------------------------------------------|
|  | <b>GAME 7</b>                         |  |  |
|                                                                                  | November 7, 2020   Notre Dame Stadium |  |                                                                                   |
|                                                                                  | Attend: 11,011   TV: NBC              |  |                                                                                   |
|                                                                                  |                                       |  |                                                                                   |
| (1/1) <b>CLEMSON</b>                                                             |                                       |  | <b>40</b>                                                                         |
| (4/4) <b>NOTRE DAME</b>                                                          |                                       |  | <b>47</b>                                                                         |

|                                                                                   |                                    |  |                                                                                     |
|-----------------------------------------------------------------------------------|------------------------------------|--|-------------------------------------------------------------------------------------|
|  | <b>GAME 8</b>                      |  |  |
|                                                                                   | November 14, 2020   Alumni Stadium |  |                                                                                     |
|                                                                                   | Attend: 0   TV: ABC                |  |                                                                                     |
|                                                                                   |                                    |  |                                                                                     |
| (2/2) <b>NOTRE DAME</b>                                                           |                                    |  | <b>45</b>                                                                           |
| (---/RV) <b>BOSTON COLLEGE</b>                                                    |                                    |  | <b>31</b>                                                                           |

**NOTRE DAME, Indiana** – The No. 4 ranked Notre Dame football team took down No. 1 Clemson, 47-40, in a double-overtime thriller. The Irish led the Tigers until Clemson broke through with 3:33 remaining to take a 33-26 lead. Book then connected with Avery Davis for a touchdown to tie the game. Both teams scored on their first possessions of overtime. A 12-yard rush from Book, followed by a 10-yard reception by Ben Skowronek, was punctuated by another three-yard touchdown run from Williams. With the spotlight back on the Notre Dame defense, the unit recorded back-to-back sacks from Jeremiah Owusu-Koramoah and Daelin Hayes to set up an eventual Clemson 4th-and-24. The Irish denied the ensuing passing play and earned its 23rd-straight win at home.

#### SCORE BY QUARTERS

|            | 1  | 2  | 3  | 4  | OT | OT1 | OT2 | Final |
|------------|----|----|----|----|----|-----|-----|-------|
| Clemson    | 7  | 6  | 10 | 10 | 7  | 7   | 0   | 40    |
| Notre Dame | 10 | 13 | 0  | 10 | 14 | 7   | 7   | 47    |

#### SCORING SUMMARY

|            |              |           |                                                                                              |
|------------|--------------|-----------|----------------------------------------------------------------------------------------------|
| <b>1st</b> | <b>14:27</b> | <b>ND</b> | Kyren Williams 65 yd run (Jonathan Doerer kick), 1-75 0:33; CU 0, ND 7                       |
|            | <b>05:55</b> | <b>ND</b> | Jonathan Doerer 24 yd field goal, 10-49 6:24; CU 0, ND 10                                    |
|            | <b>04:11</b> | <b>CU</b> | Powell, Cornell 53 yd pass from Uiagalelei, D.J. (Potter, B.T. kick), 4-75 1:44; CU 7, ND 10 |
| <b>2nd</b> | <b>13:09</b> | <b>ND</b> | Jonathan Doerer 27 yd field goal, 13-66 6:02; CU 7, ND 13                                    |
|            | <b>08:32</b> | <b>CU</b> | Potter, B.T. 25 yd field goal, 11-80 4:32; CU 10, ND 13                                      |
|            | <b>05:53</b> | <b>ND</b> | Jer., Owusu-Koramoah 23 yd fumble recovery (Jonathan Doerer kick); CU 10, ND 20              |
|            | <b>02:41</b> | <b>ND</b> | Jonathan Doerer 45 yd field goal, 4-2 2:25; CU 10, ND 23                                     |
|            | <b>01:09</b> | <b>CU</b> | Potter, B.T. 45 yd field goal, 6-47 1:32; CU 13, ND 23                                       |
| <b>3rd</b> | <b>12:15</b> | <b>CU</b> | Potter, B.T. 46 yd field goal, 9-36 2:45; CU 16, ND 23                                       |
|            | <b>04:12</b> | <b>CU</b> | Allen, Davis 10 yd pass from Uiagalelei, D.J. (Potter, B.T. kick), 13-60 6:29; CU 23, ND 23  |
| <b>4th</b> | <b>11:37</b> | <b>ND</b> | Jonathan Doerer 44 yd field goal, 7-31 3:12; CU 23, ND 26                                    |
|            | <b>09:42</b> | <b>CU</b> | Potter, B.T. 30 yd field goal, 5-58 1:49; CU 26, ND 26                                       |
|            | <b>03:33</b> | <b>CU</b> | Etienne, Travis 3 yd run (Potter, B.T. kick), 12-74 5:41; CU 33, ND 26                       |
|            | <b>00:22</b> | <b>ND</b> | Avery Davis 4 yd pass from Ian Book (Jonathan Doerer kick), 8-91 1:26; CU 33, ND 33          |
| <b>OT</b>  | <b>15:00</b> | <b>CU</b> | Uiagalelei, D.J. 1 yd run (Potter, B.T. kick), 2-25 0:00; CU 40, ND 33                       |
|            | <b>15:00</b> | <b>ND</b> | Kyren Williams 3 yd run (Jonathan Doerer kick), 4-25 0:00; CU 40, ND 40                      |
|            | <b>15:00</b> | <b>ND</b> | Kyren Williams 3 yd run (Jonathan Doerer kick), 6-25 0:00; CU 40, ND 47                      |

#### TEAM STATISTICS

|                            | CU      | ND       |
|----------------------------|---------|----------|
| FIRST DOWNS                | 22      | 22       |
| RUSHES-YARDS (NET)         | 33-34   | 40-208   |
| PASSING YARDS (NET)        | 439     | 310      |
| Passes Comp-Att-Int        | 29-44-0 | 22-39-0  |
| TOTAL OFFENSE PLAYS-YARDS  | 77-473  | 79-518   |
| Fumble Returns-Yards       | 0-0     | 2-26-1   |
| Punt Returns-Yards-TDs     | 0-0     | 1-5      |
| Kickoff Returns-Yards      | 5-81    | 0-0      |
| Interception Returns-Yards | 0-0     | 0-0      |
| Punts (Number-Avg)         | 3-41.7  | 3-41.0   |
| Fumbles-Lost               | 3-3     | 1-1      |
| Penalties-Yards            | 4-46    | 7-50     |
| Possession Time            | 29:38   | 30:22    |
| Third-Down Conversions     | 4 of 15 | 10 of 19 |
| Fourth-Down Conversions    | 1 of 2  | 0 of 1   |
| Red-Zone Scores-Chances    | 5-5     | 5-6      |
| Sacks By: Number-Yards     | 2-8     | 2-14     |

**Rushing: Clemson**– Travis Etienne 18-28, Chez Mellusi 1-5, D.J. Uiagalelei 13-2, TEAM 1- -1. **Notre Dame**– Kyren Williams 23-140, Ian Book 14-67, C’Bo Flemister 1-5, Chris Tyree 1- -4.

**Passing: Clemson**– D.J. Uiagalelei 29-44-0-439. **Notre Dame**– Ian Book 22-39-0-310.

**Receiving: Clemson**– Amari Rodgers 8-134, Travis Etienne 8-57, Cornell Powell 6-161, Braden Galloway 3-46, Davis Allen 2-19, Joseph Ngata 1-14, E.J. Williams 1-8. **Notre Dame**– Javon McKinley 5-102, Michael Mayer 5-67, Avery Davis 4-78, Ben Skowronek 4-33, Tommy Tremble 3-32, Kyren Williams 1- -2.

**Interceptions: Clemson**– None. **Notre Dame**– None.

**Fumbles: Clemson**– Travis Etienne 1-1, Braden Galloway 1-1, Amari Rodgers 1-1. **Notre Dame**– Ian Book 1-1.

**CHESTNUT HILL, Massachusetts** – The second-ranked Notre Dame football team extended the nation’s longest winning streak to 14 games following a 45-31 win over Boston College at Alumni Stadium. With the win Brian Kelly recorded his 100th\* career win at Notre Dame, tying Lou Holtz for the second most all-time wins in program history. Ian Book was very efficient in the air, finishing 20-of-27 for 283 yards and three touchdowns while adding 85 yards and a touchdown on the ground. Ben Skowronek led the Irish receiving corps with five catches for 63 yards and a career-high three touchdowns. Defensively, Shaun Crawford paced the Irish with a career-high nine tackles, one sack and 1.5 tackles-for-loss.

#### SCORE BY QUARTERS

|                | 1  | 2  | 3 | 4 | Final |
|----------------|----|----|---|---|-------|
| Notre Dame     | 10 | 21 | 7 | 7 | 45    |
| Boston College | 10 | 6  | 7 | 8 | 31    |

#### SCORING SUMMARY

|            |              |           |                                                                                        |
|------------|--------------|-----------|----------------------------------------------------------------------------------------|
| <b>1st</b> | <b>09:39</b> | <b>ND</b> | Doerer, J 23 yd Field Goal, 13-70 5:21; ND 3, BC 0                                     |
|            | <b>05:03</b> | <b>BC</b> | Zay Flowers 4 yd pass from Phil Jurkovec (Aaron Boumerhi kick), 10-80 4:30; ND 3, BC 7 |
|            | <b>03:56</b> | <b>BC</b> | Aaron Boumerhi 41 yd field goal, 4- -6 0:56; ND 3, BC 10                               |
|            | <b>00:11</b> | <b>ND</b> | Skowronek, B 10 yd pass from Book, I (Doerer, J kick), 8-77 3:39; ND 10, BC 10         |
| <b>2nd</b> | <b>12:41</b> | <b>BC</b> | Aaron Boumerhi 31 yd field goal, 9-44 2:25; ND 10, BC 13                               |
|            | <b>10:24</b> | <b>ND</b> | Flemister, C 2 yd run (Doerer, J kick), 6-75 2:13; ND 17, BC 13                        |
|            | <b>05:43</b> | <b>ND</b> | Skowronek, B 13 yd pass from Book, I (Doerer, J kick), 7-50 3:32; ND 24, BC 13         |
|            | <b>03:12</b> | <b>BC</b> | Aaron Boumerhi 35 yd field goal, 6-57 2:31; ND 24, BC 16                               |
|            | <b>00:04</b> | <b>ND</b> | Skowronek, B 7 yd pass from Book, I (Doerer, J kick), 10-49 2:05; ND 31, BC 16         |
| <b>3rd</b> | <b>06:34</b> | <b>ND</b> | Flemister, C 1 yd run (Doerer, J kick), 4-43 1:57; ND 38, BC 16                        |
|            | <b>00:35</b> | <b>BC</b> | David Bailey 3 yd run (Aaron Boumerhi kick), 12-80 5:59; ND 38, BC 23                  |
| <b>4th</b> | <b>12:19</b> | <b>ND</b> | Book, I 6 yd run (Doerer, J kick), 7-70 3:10; ND 45, BC 23                             |
|            | <b>04:09</b> | <b>BC</b> | Hunter Long 8 yd pass from Phil Jurkovec (Travis Levy rush), 6-70 1:28; ND 45, BC 31   |

#### TEAM STATISTICS

|                            | ND      | BC      |
|----------------------------|---------|---------|
| FIRST DOWNS                | 29      | 22      |
| RUSHES-YARDS (NET)         | 49-274  | 25-85   |
| PASSING YARDS (NET)        | 283     | 272     |
| Passes Comp-Att-Int        | 20-28-0 | 18-40-1 |
| TOTAL OFFENSE PLAYS-YARDS  | 77-557  | 65-357  |
| Fumble Returns-Yards       | 0-0     | 0-0     |
| Punt Returns-Yards-TDs     | 2-12-0  | 0-0     |
| Kickoff Returns-Yards      | 4-84-0  | 5-90-0  |
| Interception Returns-Yards | 1-2     | 0-0     |
| Punts (Number-Avg)         | 0-0     | 2-41.0  |
| Fumbles-Lost               | 3-3     | 1-1     |
| Penalties-Yards            | 8-69    | 5-41    |
| Possession Time            | 34:27   | 25:33   |
| Third-Down Conversions     | 4 of 8  | 4 of 11 |
| Fourth-Down Conversions    | 2 of 2  | 0 of 1  |
| Red-Zone Scores-Chances    | 7-8     | 6-7     |
| Sacks By: Number-Yards     | 2-9     | 0-0     |

**Rushing: Notre Dame**– Ian Book, 10-85, Chris Tyree 17-74, C’Bo Flemister 10-53, Kyren Williams 9-37, Avery Davis 1-29, TEAM 2- -4. **Boston College**– Travis Levy 9-51, Phil Jurkovec 7-34, David Bailey 7-21, Zay Flowers 1- -5, TEAM 1- -16.

**Passing: Notre Dame**– Ian Book 20-27-0-283. **Boston College**– Phil Jurkovec 18-40-1-272.

**Receiving: Notre Dame**– Ben Skowronek 5-63, Javon McKinley 5-48, Kyren Williams 4-37, Avery Davis 2-70, Lawrence Keys III 2-26, C’Bo Flemister 1-27, Michael Mayer 1-12. **Boston College**– Jaelen Gill 5-105, Hunter Long 4-59, CJ Lewis 3-60, Zay Flowers 3-25, Travis Levy 2-11, Jehlani Galloway 1-12.

**Interceptions: Notre Dame**– Jack Kiser 1-2. **Boston College**– None.

**Fumbles: Notre Dame**– Chris Tyree 1-1, Ben Skowronek 1-1, Kyren Williams 1-1. **Boston College**– TEAM 1-1.



## IRISH IN THE NFL (As of November 23)

| Player          | Team          | Pos. | Notes                          |
|-----------------|---------------|------|--------------------------------|
| Josh Adams      | NY Jets       | RB   | Third season (practice squad)  |
| Alex Bars       | Chicago       | OL   | Second season                  |
| Asmar Bilal     | LA Chargers   | LB   | First season (injured reserve) |
| Miles Boykin    | Baltimore     | WR   | Second season                  |
| Chase Claypool  | Pittsburgh    | WR   | First season                   |
| Tyler Eifert    | Jacksonville  | TE   | Eighth season                  |
| Jalen Elliott   | Detroit       | S    | First season (practice squad)  |
| Chris Finke     | San Francisco | WR   | First season (practice squad)  |
| Matthias Farley | NY Jets       | S    | Fifth season                   |
| Will Fuller V   | Houston       | WR   | Fifth season                   |
| Alohi Gilman    | LA Chargers   | S    | First season                   |
| Bennett Jackson | NY Jets       | S    | Seventh season                 |
| J.J. Jansen     | Carolina      | LS   | 13th season                    |
| Jarron Jones    | Pittsburgh    | OL   | Fourth season (practice squad) |
| Tony Jones, Jr. | New Orleans   | RB   | First season (practice squad)  |
| Khalid Kareem   | Cincinnati    | DL   | First season                   |
| Cole Kmet       | Chicago       | TE   | First season                   |
| Julian Love     | NY Giants     | CB   | Second season                  |
| Cole Luke       | Washington    | CB   | Fourth season                  |
| Nick Martin     | Houston       | C    | Fifth season                   |
| Zack Martin     | Dallas        | OG   | Seventh season                 |
| Mike McGlinchey | San Francisco | OT   | Third season                   |
| Sam Mustipher   | Chicago       | OL   | Second season                  |

## IRISH IN THE NFL (As of November 23)

| Player           | Team         | Pos. | Notes                                  |
|------------------|--------------|------|----------------------------------------|
| Quenton Nelson   | Indianapolis | OG   | Third season                           |
| Julian Okwara    | Detroit      | DL   | First season (injured reserve)         |
| Romeo Okwara     | Detroit      | DE   | Fifth season                           |
| James Onwualu    | Oakland      | LB   | Third season (practice squad)          |
| Troy Pride, Jr.  | Carolina     | CB   | First season                           |
| C.J. Prosise     | Houston      | RB   | Fifth season                           |
| Theo Riddick     | Las Vegas    | RB   | Eighth season                          |
| Isaac Rochell    | LA Chargers  | DT   | Fourth season                          |
| Kyle Rudolph     | Minnesota    | TE   | 10th season                            |
| KeiVarae Russell | Green Bay    | CB   | Fourth season (practice squad)         |
| Harrison Smith   | Minnesota    | FS   | Ninth season                           |
| Jaylon Smith     | Dallas       | ILB  | Fifth season                           |
| Durham Smythe    | Miami        | TE   | Third season                           |
| Eq. St. Brown    | Green Bay    | WR   | Third season                           |
| Ronnie Stanley   | Baltimore    | OT   | Fifth season (injured reserve)         |
| Golden Tate      | NY Giants    | WR   | 11th season                            |
| Manti Te'o       | Chicago      | LB   | Seventh season (practice squad)        |
| Jerry Tillery    | LA Chargers  | DT   | Second season                          |
| Drue Tranquill   | LA Chargers  | LB   | Second season (injured reserve)        |
| Stephon Tuitt    | Pittsburgh   | DE   | Seventh season                         |
| Donte Vaughn     | LA Chargers  | CB   | First season (practice squad)          |
| Dexter Williams  | Green Bay    | RB   | Second season (practice squad/injured) |
| Sam Young        | Las Vegas    | T    | 11th season                            |

## CAPTAIN WATCH

- So far in the 2020 season, five former Notre Dame players have been selected to captain their NFL squads: Matthias Farley (Jets), Harrison Smith (Vikings), Kyle Rudolph (Vikings), Nick Martin (Texans) and Mike McGlinchey (49ers).

## SUNDAY STANDOUTS [WEEK 11]

- Steelers WR Chase Claypool is the first wide receiver in the Super Bowl era & the fourth in league history with at least 10 total touchdowns in his first 10 games, after scoring a touchdown Sunday at Jacksonville.
- Bengals DL Khalid Kareem posted his first-career sack in the NFL Sunday at Washington.
- Cowboys LB Jaylon Smith marked his first solo sack of the season Sunday at Minnesota, totaling seven tackles on the day.
- Steelers DE Stephon Tuitt recorded 1.0 sack, one PD and a forced fumble at Jacksonville.

## ROSTER MOVES

- Washington CB Cole Luke was elevated to the 53-man roster.
- WR Chris Finke was signed to the 49ers' practice squad.
- Texans RB C.J. Prosise was elevated to the 53-man roster.
- DT Sheldon Day was waived by the Colts.

## NFL DRAFT

- With six players selected in the 2020 NFL Draft, Notre Dame Football has totaled 511 draft picks over the tenure of the program. No other college football program has totaled more than the Irish.
- TE Cole Kmet (second round, Chicago Bears), WR Chase Claypool (third round, Pittsburgh Steelers), DL Julian Okwara (third round, Detroit Lions), CB Troy Pride Jr. (fourth round, Carolina Panthers), DL Khalid Kareem (fifth round, Cincinnati Bengals) and S Alohi Gilman (sixth round, Los Angeles Chargers) represented the Irish in the 2020 NFL Draft.

## PRO BOWL SELECTIONS

- Four Irish players were named to the 2020 Pro Bowl: G Zack Martin (Dallas), G Quenton Nelson (Indianapolis), S Harrison Smith (Minnesota) and T Ronnie Stanley (Baltimore)
- Brian Kelly placed six former players in the 2020 Pro Bowl, the second-highest total by any college coach (Nick Saban - 7, Urban Meyer - 6), including the four Irish representatives, Jason Kelce (Philadelphia) and Travis Kelce (Kansas City), who both played for Kelly at Cincinnati.

## ALL-TIMERS

- Throughout the history of the Notre Dame Football Program, 571 total players have spent time on an active NFL roster. In 2020 thus far, eight former Irish players have made their debut appearance on a 53-man roster: Asmar Bilal, Chase Claypool, Alohi Gilman, Khalid Kareem, Cole Kmet, Sam Mustipher, Julian Okwara and Troy Pride Jr.

**THE BRIAN KELLY FILE**

38th year in coaching // 30th year as head coach // 11th year at Notre Dame

Alma Mater: Assumption College (1983)

| <i>School</i>      | <i>Seasons</i> | <i>Record</i> |           |          | <i>Pct.</i>  |
|--------------------|----------------|---------------|-----------|----------|--------------|
| Grand Valley State | 13             | 118           | 35        | 2        | 0.768        |
| Central Michigan   | 3              | 19            | 16        | 0        | 0.543        |
| Cincinnati         | 3              | 34            | 6         | 0        | 0.850        |
| Notre Dame         | 11             | 100*          | 37        | 0        | 0.730        |
| <b>TOTALS</b>      | <b>30</b>      | <b>271*</b>   | <b>94</b> | <b>2</b> | <b>0.741</b> |

**HONORS AND ACCOLADES**

| <i>Year</i> | <i>Award</i>                              |
|-------------|-------------------------------------------|
| 2018        | Home Depot National Coach of the Year     |
| 2018        | Stallings National Coach of the Year      |
| 2012        | AP National Coach of the Year             |
| 2012        | Walter Camp National Coach of the Year    |
| 2012        | Sporting News National Coach of the Year  |
| 2012        | Home Depot National Coach of the Year     |
| 2012        | Liberty Mutual National Coach of the Year |
| 2012        | AFCA National Coach of the Year           |
| 2009        | Home Depot National Coach of the Year     |

\* - Includes 20 regular-season wins and two postseason appearances vacated under discretionary NCAA penalty.

**BRIAN KELLY - THE DICK CORBETT HEAD FOOTBALL COACH**

- Winningest coach in FBS (271\* wins)
- One of only four active FBS coaches with more than 300 games as a head coach (Iowa's Kirk Ferentz joined the group in the first week of Big Ten play in 2020).
- With the win over Boston College, Kelly tied with Lou Holtz for second all-time in career wins at Notre Dame with 100.\* That figure trails only Knute Rockne's 105.
- Joins Knute Rockne (13), Frank Leahy, Ara Parseghian and Lou Holtz (11) as the only Notre Dame coaches to spend 10 or more seasons on the Irish sidelines.
- Only three-time winner of the Home Depot Coach of the Year Award ('09, '12, '18)
- With 10 or more wins in 2015, 2017, 2018 and 2019, Kelly joined Lou Holtz as the only Notre Dame coaches to hit the double-digit mark in wins four times
- With 10-win seasons in four of the last five years, Kelly is the first Irish coach to do since Holtz registered four 10-win seasons from 1989-93.
- Notched his first win over an AP No. 1 team with the 47-40 win over Clemson (Nov. 8, 2020)
- Ranks second in winning percentage among active FBS coaches (.741\*) who have coached in 300 or more career games (Nick Saban - .792)
- Second-youngest coach to reach 200 career victories at a major school
- Has finished .500 or better in 27 of 29 seasons as a head coach
- Boasts a 16-8 record in postseason as a head coach
- Kelly is the first coach to post four or more shutouts in an Irish career since Lou Holtz.
- With the 52-20 win over Navy in 2019, Kelly became just the third coach in Notre Dame history with three or more wins of at least 25 points over ranked teams. Lou Holtz and Frank Leahy each secured eight such victories. Ara Parseghian and Dan Devine had two such victories apiece.

**WINNINGEST ACTIVE FBS COACHES (By wins)**

| <i>Rk.</i> | <i>Coach</i>   | <i>School</i>  | <i>Years</i> | <i>Record</i> |     |   | <i>Pct.</i> |
|------------|----------------|----------------|--------------|---------------|-----|---|-------------|
| 1.         | BRIAN KELLY    | NOTRE DAME     | 30           | 271*          | 94  | 2 | .741        |
| 2.         | Mack Brown     | North Carolina | 32           | 257           | 130 | 1 | .664        |
| 3.         | Nick Saban     | Alabama        | 25           | 250           | 65  | 1 | .793        |
| 4.         | Willie Fritz   | Tulane         | 24           | 182           | 101 | 0 | .643        |
| 5.         | Kirk Ferentz   | Iowa           | 25           | 177           | 127 | 0 | .582        |
| 6.         | Gary Patterson | TCU            | 21           | 175           | 74  | 0 | .703        |

**ACTIVE FBS LONGEVITY**

| <i>Rk.</i> | <i>Coach</i> | <i>School</i>  | <i>Games</i> |
|------------|--------------|----------------|--------------|
| 1.         | Mack Brown   | North Carolina | 388          |
| 2.         | BRIAN KELLY  | NOTRE DAME     | 367*         |
| 3.         | Nick Saban   | Alabama        | 316          |
| 4.         | Kirk Ferentz | Iowa           | 304          |
| 5.         | Dave Clawson | Wake Forest    | 253          |

**WINNINGEST ACTIVE FBS COACHES  
(By percentage, min. 5 years)**

| <i>Rk.</i> | <i>Coach</i>   | <i>School</i> | <i>Years</i> | <i>Record</i> |    |   | <i>Pct.</i> |
|------------|----------------|---------------|--------------|---------------|----|---|-------------|
| 1.         | Dabo Swinney   | Clemson       | 13           | 137           | 32 | 0 | .811        |
| 2.         | Nick Saban     | Alabama       | 25           | 250           | 65 | 1 | .793        |
| 3.         | Lance Leipold  | Buffalo       | 14           | 143           | 38 | 0 | .790        |
| 4.         | Kirby Smart    | Georgia       | 5            | 49            | 14 | 0 | .778        |
| 5.         | Brian Harsin   | Boise State   | 8            | 75            | 23 | 0 | .765        |
| 6.         | Jimbo Fisher   | Texas A&M     | 11           | 105           | 33 | 0 | .761        |
| 7.         | BRIAN KELLY    | NOTRE DAME    | 30           | 271*          | 94 | 2 | .741        |
| 8.         | Tom Herman     | Texas         | 6            | 52            | 21 | 0 | .712        |
| 9.         | David Shaw     | Stanford      | 10           | 86            | 36 | 0 | .705        |
| 10.        | Gary Patterson | TCU           | 21           | 175           | 74 | 0 | .703        |

**MOST YEARS COACHING (ACTIVE FBS)**

| <i>Rk.</i> | <i>Coach</i> | <i>School</i>  | <i>Years</i> |
|------------|--------------|----------------|--------------|
| 1.         | Mack Brown   | North Carolina | 32           |
| 2.         | BRIAN KELLY  | NOTRE DAME     | 30           |
| 3.         | Nick Saban   | Alabama        | 25           |
| 4.         | Kirk Ferentz | Iowa           | 25           |
| 5.         | Dave Clawson | Wake Forest    | 21           |

All charts include coaches with five-plus seasons of FBS head coaching experience





## THE RECORD WHEN...

| Stat                                  | Kelly's Career |    |   | Kelly at ND  |    | 2020         |   |
|---------------------------------------|----------------|----|---|--------------|----|--------------|---|
|                                       | Record (W-L-T) |    |   | Record (W-L) |    | Record (W-L) |   |
| Home (Includes Shamrock Series)       | 152            | 34 | 1 | 59           | 13 | 5            | 0 |
| Away                                  | 105            | 54 | 1 | 30           | 20 | 3            | 0 |
| Neutral                               | 12             | 7  | 0 | 9            | 5  | 0            | 0 |
| In overtime                           | 7              | 5  | 0 | 3            | 3  | 1            | 0 |
| Coming off a loss                     | 50             | 27 | 0 | 16           | 11 | 0            | 0 |
| Coming off a win                      | 186            | 53 | 1 | 62           | 23 | 6            | 0 |
| Coming off an open date               | 19             | 2  | 0 | 8            | 1  | 1            | 0 |
| vs. AP Top 25                         | 29             | 24 | 0 | 21           | 20 | 1            | 0 |
| Both teams are in the AP Top 25       | 21             | 19 | 0 | 17           | 17 | 1            | 0 |
| Neither team is in the AP Top 25      | 54             | 30 | 0 | 22           | 14 | 0            | 0 |
| Team is ranked higher                 | 90             | 13 | 0 | 68           | 10 | 7            | 0 |
| Opponent is ranked higher             | 11             | 17 | 0 | 8            | 13 | 1            | 0 |
| vs. In-State Opponents                | 76             | 22 | 2 | 6            | 0  | 0            | 0 |
| In August                             | 5              | 2  | 0 | 2            | 0  | 0            | 0 |
| In September                          | 83             | 35 | 0 | 31           | 12 | 2            | 0 |
| In October                            | 91             | 26 | 2 | 32           | 8  | 4            | 0 |
| In November                           | 78             | 26 | 0 | 30           | 13 | 2            | 0 |
| In December                           | 12             | 3  | 0 | 4            | 2  | 0            | 0 |
| In January                            | 1              | 4  | 0 | 1            | 3  | 0            | 0 |
| On TV (except GVSU regular season)    | 129            | 45 | 0 | 99           | 37 | 8            | 0 |
| On NBC                                | 58             | 13 | 0 | 58           | 13 | 4            | 0 |
| On NBCSN                              | 3              | 0  | 0 | 3            | 0  | 0            | 0 |
| On ABC                                | 23             | 12 | 0 | 21           | 12 | 3            | 0 |
| On ACCN                               | 1              | 0  | 0 | 1            | 0  | 0            | 0 |
| On ESPN                               | 15             | 8  | 0 | 7            | 6  | 0            | 0 |
| On ESPN2                              | 8              | 2  | 0 | 1            | 0  | 0            | 0 |
| On CBS                                | 4              | 3  | 0 | 4            | 3  | 0            | 0 |
| On CBS Sports Network                 | 0              | 1  | 0 | 0            | 1  | 0            | 0 |
| On FOX                                | 2              | 3  | 0 | 2            | 3  | 0            | 0 |
| On USA Network                        | 1              | 0  | 0 | 1            | 0  | 1            | 0 |
| Morning Games (kicks off before noon) | 0              | 1  | 0 | 0            | 1  | 0            | 0 |
| Afternoon Games                       | 180            | 60 | 2 | 62           | 16 | 6            | 0 |
| Night Games (6 p.m. or later)         | 90             | 33 | 0 | 37           | 20 | 2            | 0 |
| Decided by three points or fewer      | 45             | 23 | 2 | 12           | 13 | 0            | 0 |
| Decided by seven points or fewer      | 85             | 44 | 2 | 30           | 21 | 2            | 0 |
| Scoring first                         | 188            | 38 | 0 | 74           | 20 | 6            | 0 |
| Opponent scores first                 | 80             | 56 | 2 | 25           | 17 | 2            | 0 |
| Leading at halftime                   | 214            | 21 | 0 | 81           | 11 | 8            | 0 |
| Tied at halftime                      | 18             | 6  | 0 | 7            | 1  | 0            | 0 |
| Trailing at halftime                  | 35             | 67 | 2 | 10           | 25 | 0            | 0 |

## THE RECORD WHEN...

| Stat                                     | Kelly's Career |    |   | Kelly at ND  |    | 2020         |   |
|------------------------------------------|----------------|----|---|--------------|----|--------------|---|
|                                          | Record (W-L-T) |    |   | Record (W-L) |    | Record (W-L) |   |
| Leading after three quarters             | 227            | 17 | 0 | 81           | 9  | 7            | 0 |
| Tied after three quarters                | 13             | 6  | 0 | 5            | 5  | 1            | 0 |
| Trailing after three quarters            | 28             | 71 | 0 | 11           | 23 | 0            | 0 |
| Scoring 40+ points                       | 103            | 3  | 0 | 35           | 2  | 5            | 0 |
| Scoring 30-39 points                     | 76             | 11 | 0 | 29           | 7  | 1            | 0 |
| Scoring 20-29 points                     | 68             | 36 | 1 | 25           | 14 | 1            | 0 |
| Scoring 0-19 points                      | 23             | 44 | 1 | 10           | 13 | 1            | 0 |
| Allowing 40+ points                      | 8              | 24 | 0 | 2            | 10 | 1            | 0 |
| Allowing 30-39 points                    | 20             | 35 | 0 | 9            | 13 | 1            | 0 |
| Allowing 20-29 points                    | 70             | 27 | 1 | 22           | 9  | 1            | 0 |
| Allowing 0-19 Points                     | 172            | 8  | 1 | 66           | 3  | 5            | 0 |
| Outrushing opponent                      | 211            | 29 | 1 | 74           | 8  | 8            | 0 |
| Getting outrushed                        | 54             | 64 | 2 | 23           | 29 | 0            | 0 |
| Passing for more yards                   | 175            | 61 | 1 | 62           | 28 | 5            | 0 |
| Passing for fewer yards                  | 94             | 30 | 1 | 37           | 9  | 3            | 0 |
| Outgaining opponent                      | 227            | 31 | 1 | 82           | 14 | 8            | 0 |
| Outgained by opponent                    | 41             | 60 | 1 | 17           | 23 | 0            | 0 |
| Winning time of possession battle        | 143            | 28 | 0 | 54           | 6  | 7            | 0 |
| Losing time of possession battle         | 125            | 64 | 2 | 45           | 31 | 1            | 0 |
| Scoring a defensive or special teams TD  | 79             | 9  | 0 | 20           | 5  | 3            | 0 |
| Allowing a defensive or special teams TD | 25             | 31 | 0 | 11           | 12 | 1            | 0 |
| Fewer penalty yards                      | 85             | 44 | 1 | 47           | 19 | 4            | 0 |
| More penalty yards                       | 175            | 48 | 1 | 50           | 18 | 3            | 0 |
| Winning turnover battle                  | 155            | 16 | 0 | 52           | 5  | 2            | 0 |
| Losing turnover battle                   | 65             | 56 | 1 | 24           | 28 | 2            | 0 |
| Having an individual 100-yard rusher     | 127            | 26 | 1 | 44           | 9  | 5            | 0 |
| Having an individual 100-yard receiver   | 104            | 33 | 0 | 34           | 16 | 3            | 0 |
| Having an individual 200-yard passer     | 178            | 49 | 1 | 64           | 23 | 5            | 0 |
| Having a QB rush for 100 yards           | 9              | 1  | 0 | 7            | 1  | 0            | 0 |
| Allowing an individual 100-yard rusher   | 47             | 52 | 1 | 15           | 24 | 0            | 0 |
| Allowing an individual 100-yard receiver | 77             | 38 | 0 | 21           | 13 | 3            | 0 |
| Allowing an individual 200-yard passer   | 108            | 45 | 1 | 41           | 23 | 4            | 0 |

**STARTER SHEET**

| OFFENSE           | Pos.     | 2020 | Streak | Career | DEFENSE                 | Pos. | 2020 | Streak | Career |
|-------------------|----------|------|--------|--------|-------------------------|------|------|--------|--------|
| Tommy Kraemer     | LG/RG/RT | 8    | 8      | 37     | Daelin Hayes            | DL   | 8    | 8      | 21     |
| Liam Eichenberg   | LT       | 8    | 34     | 34     | Kurt Hinish             | NG   | 8    | 20     | 20     |
| Ian Book          | QB       | 8    | 23     | 31     | Jeremiah Owusu-Koramoah | LB   | 8    | 20     | 20     |
| Robert Hainsey    | RT/RG    | 8    | 8      | 30     | Drew White              | LB   | 8    | 14     | 19     |
| Aaron Banks       | LG       | 8    | 26     | 26     | Shaun Crawford          | CB/S | 8    | 11     | 18     |
| Jarrett Patterson | C        | 8    | 20     | 20     | Myron Tagovailoa-Amosa  | DT   | 6    | 4      | 17     |
| Tommy Tremble     | TE       | 8    | 9      | 14     | Ade Ogundejí            | DE   | 8    | 9      | 9      |
| Javon McKinley    | WR       | 8    | 8      | 10     | Kyle Hamilton           | S    | 7    | 6      | 8      |
| Brock Wright      | TE       | 6    | 3      | 9      | TaRiq Bracy             | CB   | 5    | 0      | 7      |
| Kyren Williams    | RB       | 8    | 8      | 8      | Nick McCloud            | CB   | 7    | 5      | 7      |
| Ben Skowronek     | WR       | 6    | 5      | 6      | Shayne Simon            | LB   | 6    | 6      | 6      |
| Jafar Armstrong   | RB       | 0    | 0      | 4      | Clarence Lewis          | S/CB | 3    | 1      | 3      |
| Josh Lugg         | RT       | 0    | 0      | 4      | Jayson Ademilola        | DL   | 2    | 0      | 2      |
| Lawrence Keys III | WR       | 0    | 0      | 3      | Houston Griffith        | CB   | 2    | 0      | 2      |
| Braden Lenzy      | WR       | 1    | 0      | 3      | Jack Kiser              | LB   | 1    | 0      | 1      |
| Avery Davis       | WR       | 2    | 0      | 2      | Marist Liufau           | LB   | 1    | 0      | 1      |
| Michael Mayer     | TE       | 1    | 0      | 1      |                         |      |      |        |        |

**CAREER STARTS BY POSITION**

| WR            | LT                    | LG           | C              | RG                  | RT           | TE           | WR           | QB           | WR                 | RB            |
|---------------|-----------------------|--------------|----------------|---------------------|--------------|--------------|--------------|--------------|--------------------|---------------|
| McKinley (10) | Eichenberg (34)       | Kraemer (17) | Patterson (20) | Banks (14)          | Hainsey (29) | Tremble (14) | Davis (2)    | Book (31)    | Skowronek (6)      | Williams (8)  |
| Keys III (3)  |                       | Banks (12)   |                | Hainsey (1)         | Kraemer (13) | Wright (9)   |              |              | Lenzy (1)          | Armstrong (4) |
| Lenzy (2)     |                       |              |                | Kraemer (8)         | Lugg (4)     | Mayer (1)    |              |              |                    |               |
| DL            | DL                    | DL           | DL             | ROV                 | MIKE         | BUCK         | CB           | S            | S                  | CB            |
| Ogundejí (8)  | Tagovailoa-Amosa (17) | Hinish (20)  | Hayes (21)     | Owusu-Koramoah (19) | White (19)   | Simon (6)    | McCloud (7)  | Hamilton (8) | Crawford (7)       | Crawford (11) |
|               | Ademilola, Jayson (2) |              |                |                     |              | Kiser (1)    | Griffith (1) | Lewis (1)    | Owusu-Koramoah (1) | Bracy (7)     |
|               | Ogundejí (1)          |              |                |                     |              | Liufau (1)   |              |              |                    | Lewis (2)     |
|               |                       |              |                |                     |              |              |              |              |                    | Griffith (1)  |



## NOTRE DAME 20+ YARD PLAYS

| YARDS | TYPE | PLAYER(S)                  | OPPONENT       |
|-------|------|----------------------------|----------------|
| 75    | Pass | Ian Book to Kyren Williams | Duke           |
| 73*   | Pass | Ian Book to Ben Skowronek  | Pittsburgh     |
| 65*   | Rush | Kyren Williams             | Clemson        |
| 65    | Rush | Kyren Williams             | Florida State  |
| 53    | Pass | Ian Book to Avery Davis    | Clemson        |
| 48    | Pass | Ian Book to Avery Davis    | Boston College |
| 46*   | Rush | Kyren Williams             | Florida State  |
| 45    | Pass | Ian Book to Javon McKinley | Clemson        |
| 45*   | Rush | Chris Tyree                | Florida State  |
| 41    | Pass | Ian Book to Javon McKinley | Pittsburgh     |
| 38    | KOR  | Chris Tyree                | Duke           |
| 38    | Pass | Ian Book to Javon McKinley | Florida State  |
| 36    | Pass | Ian Book to Javon McKinley | Florida State  |
| 36    | KOR  | Jafar Armstrong            | Florida State  |
| 34    | Pass | Ian Book to Javon McKinley | Georgia Tech   |
| 34*   | Pass | Ian Book to Ben Skowronek  | Pittsburgh     |
| 31    | Pass | Ian Book to Javon McKinley | Georgia Tech   |
| 31    | Rush | Chris Tyree                | South Florida  |
| 31    | Rush | C'Bo Flemister             | South Florida  |
| 29    | Rush | Avery Davis                | Boston College |
| 29    | Pass | Ian Book to Michael Mayer  | Clemson        |
| 28    | Pass | Ian Book to Javon McKinley | Clemson        |
| 28    | KOR  | Chris Tyree                | Florida State  |
| 27    | Pass | Ian Book to C'Bo Flemister | Boston College |
| 27    | Pass | Ian Book to Tommy Tremble  | South Florida  |
| 26    | Pass | Ian Book to Ben Skowronek  | Boston College |
| 26*   | Rush | Kyren Williams             | Duke           |
| 26*   | Rush | C'Bo Flemister             | South Florida  |
| 26    | KOR  | Chris Tyree                | Florida State  |
| 25    | Rush | Chris Tyree                | Duke           |
| 25    | Pass | Ian Book to Tommy Tremble  | South Florida  |
| 24    | Rush | Kyren Williams             | Louisville     |
| 23*   | FR   | Jeremiah Owusu-Koramoah    | Clemson        |
| 23    | Pass | Ian Book to Michael Mayer  | Pittsburgh     |
| 23    | INT  | Shaun Crawford (return)    | Florida State  |
| 22    | KOR  | Chris Tyree                | Boston College |
| 22    | Pass | Ian Book to Avery Davis    | Boston College |
| 22    | KOR  | Chris Tyree                | Boston College |
| 22    | KOR  | Chris Tyree                | Louisville     |
| 22    | Pass | Ian Book to Braden Lenzy   | South Florida  |
| 21    | KOR  | Chris Tyree                | Boston College |
| 21    | Rush | C'Bo Flemister             | Georgia Tech   |
| 21    | Rush | Chris Tyree                | Georgia Tech   |

| YARDS | TYPE | PLAYER(S)                   | OPPONENT       |
|-------|------|-----------------------------|----------------|
| 21    | Pass | Ian Book to Avery Davis     | Pittsburgh     |
| 20    | Rush | Ian Book                    | Boston College |
| 20    | Pass | Ian Book to Kyren Williams  | Boston College |
| 20    | Pass | Ian Book to Kyren Williams  | Georgia Tech   |
| 20    | KOR  | Chris Tyree                 | Georgia Tech   |
| 20    | Pass | Ian Book to Kyren Williams  | Pittsburgh     |
| 20    | Rush | Ian Book                    | Louisville     |
| 20    | Pass | Ian Book to Jafar Armstrong | Duke           |
| 20    | Pass | Ian Book to Joe Wilkins Jr. | Duke           |

\* Touchdown play





## OPPONENT 20+ YARD PLAYS

| YARDS | TYPE | PLAYER(S)                            | ND OPPONENT    |
|-------|------|--------------------------------------|----------------|
| 93*   | FR   | Zamari Walton                        | Georgia Tech   |
| 55    | Pass | Chase Brice to Eli Pancol            | Duke           |
| 53*   | Pass | D.J. Uiagalelei to Cornell Powell    | Clemson        |
| 51    | Pass | D.J. Uiagalelei to Cornell Powell    | Clemson        |
| 48    | Pass | Jordan Travis to Tamorrion Terry     | Florida State  |
| 42    | Rush | Johnny Ford                          | South Florida  |
| 40    | Pass | Phil Jurkovec to Jalen Gill          | Boston College |
| 39    | Pass | Jeff Sims to Jalen Camp              | Georgia Tech   |
| 37    | KOR  | Travis Etienne                       | Clemson        |
| 36    | Pass | Noah Johnson to Latrell Williams     | South Florida  |
| 35    | Pass | D.J. Uiagalelei to Amari Rodgers     | Clemson        |
| 34    | Pass | Phil Jurkovec to Jalen Gill          | Boston College |
| 34    | Pass | Jeff Sims to Jahmyr Gibbs            | Georgia Tech   |
| 33    | Pass | Joey Yellen to Jordan Addison        | Pittsburgh     |
| 33    | Rush | Jordan Travis                        | Florida State  |
| 32    | KOR  | DJ Turner                            | Pittsburgh     |
| 31    | Pass | Jordan Travis to Lawrance Toafili    | Florida State  |
| 30    | Pass | Jordan Travis to Tamorrion Terry     | Florida State  |
| 29    | Pass | Malik Cunningham to Javian Hawkins   | Louisville     |
| 28    | Pass | Phil Jurkovec to CJ Lewis            | Boston College |
| 28    | KOR  | Hassan Hall                          | Louisville     |
| 28    | Pass | Malik Cunningham to Tutu Atwell      | Louisville     |
| 28    | Rush | Javian Hawkins                       | Louisville     |
| 27    | Pass | D.J. Uiagalelei to Braden Galloway   | Clemson        |
| 27    | Pass | D.J. Uiagalelei to Amari Rodgers     | Clemson        |
| 26    | KOR  | Brian Battie                         | South Florida  |
| 25    | KOR  | Travis Levy                          | Boston College |
| 25    | Pass | Chase Brice to Jalon Calhoun         | Duke           |
| 25    | KOR  | Damond Philyaw-Johnson               | Duke           |
| 25    | Pass | Jordan Travis to Tamorrion Terry     | Florida State  |
| 24    | Pass | D.J. Uiagalelei to Cornell Powell    | Clemson        |
| 24    | KOR  | Travis Etienne                       | Clemson        |
| 24    | KOR  | DJ Turner                            | Pittsburgh     |
| 23    | KOR  | Hassan Hall                          | Louisville     |
| 23    | Rush | Chase Brice                          | Duke           |
| 23    | Pass | Chase Brice to Noah Gray             | Duke           |
| 22    | Rush | Travis Levy                          | Boston College |
| 22    | Pass | D.J. Uiagalelei to Travis Etienne    | Clemson        |
| 22    | Pass | Joey Yellen to Shockey Jacques-Louis | Pittsburgh     |
| 22    | Rush | Johnny Ford                          | South Florida  |
| 22    | Pass | Chase Brice to Noah Gray             | Duke           |
| 22    | KOR  | Corey Wren                           | Florida State  |
| 21    | Pass | Phil Jurkovec to Hunter Long         | Boston College |

| YARDS | TYPE | PLAYER(S)                 | ND OPPONENT    |
|-------|------|---------------------------|----------------|
| 21    | KOR  | Travis Levy               | Boston College |
| 21    | KOR  | Jashaun Corbin            | Florida State  |
| 20    | KOR  | Peter Stehr               | Boston College |
| 20    | Pass | Phil Jurkovec to CJ Lewis | Boston College |
| 20    | KOR  | Terrence Horne            | South Florida  |
| 20    | KOR  | Johnny Ford               | South Florida  |

\* Touchdown play



## NOTRE DAME SCORING DRIVES

| Date     | Opponent       | Qtr         | Scoring Play                                                      | Plays-Yds | Time  | Score [ND-Opp.] |
|----------|----------------|-------------|-------------------------------------------------------------------|-----------|-------|-----------------|
| 9.12.20  | Duke           | 2nd - 10:39 | #23 K.Williams 1 yd rush (#39 J.Doerer kick)                      | 12-96     | 04:37 | 7-3             |
|          |                | 2nd - 00:00 | #39 J.Doerer 48 yd FG                                             | 9-54      | 01:13 | 10-6            |
|          |                | 3rd - 07:57 | #23 K.Williams 26 yd rush (#39 J.Doerer kick)                     | 7-59      | 03:32 | 17-6            |
|          |                | 4th - 10:58 | #3 A.Davis 17 yd pass from #12 I.Book (#39 J.Doerer kick)         | 15-83     | 06:14 | 24-13           |
|          |                | 4th - 05:21 | #39 J.Doerer 34 yd FG                                             | 6-40      | 03:45 | 27-13           |
| 9.19.20  | South Florida  | 1st - 12:05 | Ian Book 4 yd run (Jonathan Doerer kick)                          | 7-55      | 2:50  | 7-0             |
|          |                | 1st - 07:06 | Chris Tyree 1 yd run (Jonathan Doerer kick)                       | 7-43      | 3:24  | 14-0            |
|          |                | 2nd - 14:25 | Ian Book 1 yd run (Jonathan Doerer kick)                          | 11-58     | 5:07  | 21-0            |
|          |                | 2nd - 11:15 | Flemister, C'Bo 26 yd run (Jonathan Doerer kick)                  | 5-53      | 1:57  | 28-0            |
|          |                | 2nd - 01:55 | Ian Book 1 yd run (Jonathan Doerer kick)                          | 4-25      | 0:54  | 35-0            |
|          |                | 3rd - 06:34 | Jonathan Doerer 22 yd field goal                                  | 10-60     | 3:21  | 38-0            |
|          |                | 3rd - 03:23 | Botelho, Jordan 1 yd blocked punt return (Jonathan Doerer kick)   |           |       | 45-0            |
|          |                | 4th - 02:15 | Jafar Armstrong 5 yd run (Goepferich, Dawson kick)                | 10-66     | 7:00  | 52-0            |
|          |                |             |                                                                   |           |       |                 |
| 10.10.20 | Florida State  | 1st - 10:43 | Mayer,Michael 8 yd pass from Book,Ian (Doerer,Jonathan kick)      | 3-75      | 1:20  | 7-3             |
|          |                | 1st - 06:10 | Williams,Kyren 46 yd run (Doerer,Jonathan kick)                   | 5-76      | 2:19  | 14-3            |
|          |                | 2nd - 12:27 | Williams,Kyren 1 yd run (Doerer,Jonathan kick)                    | 8-75      | 3:11  | 21-17           |
|          |                | 2nd - 05:25 | Tyree,Chris 45 yd run (Doerer,Jonathan kick)                      | 4-81      | 1:50  | 28-17           |
|          |                | 2nd - 00:11 | Lenzy,Braden 6 yd pass from Book,Ian (Doerer,Jonathan kick)       | 8-57      | 0:58  | 35-20           |
|          |                | 3rd - 08:40 | Book,Ian 3 yd run (Doerer,Jonathan kick)                          | 8-73      | 3:39  | 42-26           |
| 10.17.20 | Louisville     | 1st - 09:26 | Jonathan Doerer 32 yd field goal                                  | 12-61     | 5:34  | 3-0             |
|          |                | 1st - 00:30 | Jonathan Doerer 30 yd field goal                                  | 15-76     | 7:09  | 6-0             |
|          |                | 3rd - 03:43 | Ian Book 13 yd run (Javon McKinley pass failed)                   | 8-66      | 3:49  | 12-7            |
| 10.24.20 | Pittsburgh     | 1st - 10:08 | Ben Skowronek 34 yd pass from Ian Book (Jonathan Doerer kick)     | 11-75     | 4:52  | 7-0             |
|          |                | 2nd - 10:37 | Ben Skowronek 73 yd pass from Ian Book (Jonathan Doerer kick)     | 4-87      | 1:29  | 14-3            |
|          |                | 2nd - 01:29 | Kyren Williams 2 yd run (Jonathan Doerer kick)                    | 8-46      | 3:42  | 21-3            |
|          |                | 2nd - 00:11 | Isaiah Foskey 0 yd blocked punt return (Jonathan Doerer kick)     |           |       | 28-3            |
|          |                | 3rd - 07:34 | Jonathan Doerer 21 yd field goal                                  | 14-72     | 6:10  | 31-3            |
|          |                | 3rd - 04:22 | Michael Mayer 14 yd pass from Ian Book (Jonathan Doerer kick)     | 4-49      | 2:01  | 38-3            |
|          |                | 3rd - 02:42 | C'Bo Flemister 2 yd run (Jonathan Doerer kick)                    | 4-35      | 1:33  | 45-3            |
| 10.31.20 | Georgia Tech   | 1st - 06:16 | Joe Wilkins, Jr. 8 yd pass from Ian Book (Jonathan Doerer kick)   | 15-81     | 8:38  | 7-0             |
|          |                | 2nd - 10:47 | Kyren Williams 2 yd run (Jonathan Doerer kick)                    | 7-75      | 3:48  | 14-7            |
|          |                | 2nd - 01:49 | Jonathan Doerer 32 yd field goal                                  | 8-35      | 2:10  | 17-7            |
|          |                | 3rd - 10:43 | Kyren Williams 4 yd run (Jonathan Doerer kick)                    | 6-65      | 2:56  | 24-7            |
|          |                | 4th - 12:59 | C'Bo Flemister 3 yd run (Jonathan Doerer kick)                    | 9-74      | 4:32  | 31-7            |
| 11.7.20  | Clemson        | 1st - 14:27 | Kyren Williams 65 yd run (Jonathan Doerer kick)                   | 1-75      | 0:33  | 7-0             |
|          |                | 1st - 05:55 | Jonathan Doerer 24 yd field goal                                  | 10-49     | 6:24  | 10-0            |
|          |                | 2nd - 13:09 | Jonathan Doerer 27 yd field goal                                  | 13-66     | 6:02  | 13-7            |
|          |                | 2nd - 05:53 | Jer., Owusu-Koramoah 23 yd fumble recovery (Jonathan Doerer kick) |           |       | 20-10           |
|          |                | 2nd - 02:41 | Jonathan Doerer 45 yd field goal                                  | 4- -2     | 2:25  | 23-10           |
|          |                | 4th - 11:37 | Jonathan Doerer 44 yd field goal                                  | 7-31      | 3:12  | 26-23           |
|          |                | 4th - 00:22 | Avery Davis 4 yd pass from Ian Book (Jonathan Doerer kick)        | 8-91      | 1:26  | 33-33           |
|          |                | OT - 15:00  | Kyren Williams 3 yd run (Jonathan Doerer kick)                    | 4-25      | 0:00  | 40-40           |
| 11.14.20 | Boston College | OT - 15:00  | Kyren Williams 3 yd run (Jonathan Doerer kick)                    | 6-25      | 0:00  | 47-40           |
|          |                | 1st - 09:39 | Doerer, J 23 yd field goal                                        | 13-70     | 5:21  | 3-0             |
|          |                | 1st - 00:11 | Skowronek, B 10 yd pass from Book, I (Doerer, J kick)             | 8-77      | 3:39  | 10-10           |
|          |                | 2nd - 10:24 | Flemister, C 2 yd run (Doerer, J kick)                            | 6-75      | 2:13  | 17-13           |
|          |                | 2nd - 05:43 | Skowronek, B 13 yd pass from Book, I (Doerer, J kick)             | 7-50      | 3:32  | 24-13           |
|          |                | 2nd - 00:04 | Skowronek, B 7 yd pass from Book, I (Doerer, J kick)              | 10-49     | 2:05  | 31-16           |
|          |                | 3rd - 06:34 | Flemister, C 1 yd run (Doerer, J kick)                            | 4-43      | 1:57  | 38-16           |
|          |                | 4th - 12:19 | Book, I 6 yd run (Doerer, J kick)                                 | 7-70      | 3:10  | 45-23           |



## OPPONENT SCORING DRIVES

| Date     | Opponent       | Qtr         | Scoring Play                                                         | Plays-Yds | Time  | Score (ND-Opp.) |
|----------|----------------|-------------|----------------------------------------------------------------------|-----------|-------|-----------------|
| 9.12.20  | Duke           | 1st - 07:01 | #44 C.Ham 29 yd FG                                                   | 10-79     | 03:53 | 0-3             |
|          |                | 2nd - 03:20 | #44 C.Ham 30 yd FG                                                   | 11-80     | 04:12 | 7-6             |
|          |                | 3rd - 02:19 | #8 C.Brice 2 yd rush (#44 C.Ham kick)                                | 6-39      | 02:24 | 17-13           |
| 9.19.20  | South Florida  |             | NONE                                                                 |           |       |                 |
| 10.10.20 | Florida State  | 1st - 12:03 | Fitzgerald,Ryan 42 yd field goal                                     | 4-8       | 2:07  | 0-3             |
|          |                | 1st - 02:51 | Travis,Jordan 4 yd run (Fitzgerald,Ryan kick)                        | 3-19      | 1:13  | 14-10           |
|          |                | 1st - 00:38 | Terry,Tamorrior 48 yd pass from Travis,Jordan (Fitzgerald,Ryan kick) | 4-71      | 1:13  | 14-17           |
|          |                | 2nd - 01:17 | Fitzgerald,Ryan 26 yd field goal                                     | 13-67     | 4:08  | 28-20           |
|          |                | 3rd - 12:25 | Webb,La'Damian 7 yd run (Terry,Tamorrior pass failed)                | 7-75      | 2:35  | 35-26           |
| 10.17.20 | Louisville     | 3rd - 07:37 | Ford,Marshon 1 yd pass from Cunningham,Mali (Turner,Jason kick)      | 13-83     | 7:16  | 6-7             |
| 10.24.20 | Pittsburgh     | 1st - 07:38 | Alex Kessman 45 yd field goal                                        | 10-37     | 2:30  | 7-3             |
| 10.31.20 | Georgia Tech   | 2nd - 14:42 | Zamari Walton 93 yd fumble recovery (Jude Kelley kick)               |           |       | 7-7             |
|          |                | 4th - 07:15 | Jordan Mason 1 yd run (Adonias Sanders rush failed)                  | 8-69      | 2:42  | 31-13           |
| 11.7.20  | Clemson        | 1st - 04:11 | Powell,Cornell 53 yd pass from Uiagalelei,D.J. (Potter,B.T. kick)    | 4-75      | 1:44  | 10-7            |
|          |                | 2nd - 08:32 | Potter,B.T. 25 yd field goal                                         | 11-80     | 4:32  | 13-10           |
|          |                | 2nd - 01:09 | Potter,B.T. 45 yd field goal                                         | 6-47      | 1:32  | 23-13           |
|          |                | 3rd - 12:15 | Potter,B.T. 46 yd field goal                                         | 9-36      | 2:45  | 23-16           |
|          |                | 3rd - 04:12 | Allen,Davis 10 yd pass from Uiagalelei,D.J. (Potter,B.T. kick)       | 13-60     | 6:29  | 23-23           |
|          |                | 4th - 09:42 | Potter,B.T. 30 yd field goal                                         | 5-58      | 1:49  | 26-26           |
|          |                | 4th - 03:33 | Etienne,Travis 3 yd run (Potter,B.T. kick)                           | 12-74     | 5:41  | 26-33           |
|          |                | OT - 15:00  | Uiagalelei,D.J. 1 yd run (Potter,B.T. kick)                          | 2-25      | 0:00  | 33-40           |
| 11.14.20 | Boston College | 1st - 05:03 | Zay Flowers 4 yd pass from Phil Jurkovec (Aaron Boumerhi kick)       | 10-80     | 4:30  | 3-7             |
|          |                | 1st - 03:56 | Aaron Boumerhi 41 yd field goal                                      | 4- -6     | 0:56  | 3-10            |
|          |                | 2nd - 12:41 | Aaron Boumerhi 31 yd field goal                                      | 9-44      | 2:25  | 10-13           |
|          |                | 2nd - 03:12 | Aaron Boumerhi 35 yd field goal                                      | 6-57      | 2:31  | 24-16           |
|          |                | 3rd - 00:35 | David Bailey 3 yd run (Aaron Boumerhi kick)                          | 12-80     | 5:59  | 38-23           |
|          |                | 4th - 04:09 | Hunter Long 8 yd pass from Phil Jurkovec (Travis Levy rush)          | 6-70      | 1:28  | 45-31           |



**NOTRE DAME****Rushing**

|                                                        |                                                                              |
|--------------------------------------------------------|------------------------------------------------------------------------------|
| Had 500 or more yards:                                 | at Boston College, 2017 (515)                                                |
| Had 450 or more yards:                                 | at Boston College, 2017 (515)                                                |
| Had 400 or more yards:                                 | at Boston College, 2017 (515)                                                |
| Had 300 or more yards:                                 | vs. Florida State, 2020 (353)                                                |
| Had 70 or more rushing attempts:                       | vs. Michigan State, 1991 (76)                                                |
| Had 60 or more rushing attempts:                       | vs. Navy, 2007 (63)                                                          |
| Had 50 or more rushing attempts:                       | at Pittsburgh, 2020 (50)                                                     |
| Had eight or more rush TDs:                            | vs. Pittsburgh, 1965 (9)                                                     |
| Had seven or more rush TDs:                            | at Boston College, 2017 (7)                                                  |
| Had six or more rush TDs:                              | vs. South Florida, 2020 (6)                                                  |
| Had five or more rush TDs:                             | vs. South Florida, 2020 (6)                                                  |
| Had four or more rush TDs:                             | vs. Florida State, 2020 (4)                                                  |
| Had two or more players with 200 rush yards in a game: | at Boston College, 2017<br>(Josh Adams 229, Brandon Wimbush 207)             |
| Had three players with 100 rush yards in a game:       | vs. Temple, 2017<br>(Josh Adams 161, DeShone Kizer 124, Brandon Wimbush 106) |
| Had two or more players with 100 rush yards in a game: | vs. Florida State, 2020<br>(Kyren Williams 185, Chris Tyree 103)             |
| Had a quarterback rush for 100 yards in a game:        | vs. Duke, 2019 (Ian Book, 139)                                               |

**Passing**

|                                          |                               |
|------------------------------------------|-------------------------------|
| Had 500 or more yards:                   | at USC, 1970 (526)            |
| Had 400 or more yards:                   | vs. New Mexico, 2019 (434)    |
| Had 300 or more yards:                   | vs. Clemson, 2020 (310)       |
| Had 50 or more pass attempts:            | vs. Virginia Tech, 2019 (53)  |
| Had 40 or more pass attempts:            | vs. Boston College, 2019 (40) |
| Had 30 or more pass attempts:            | vs. Clemson, 2020 (39)        |
| Had 35 or more pass completions:         | at Clemson, 2015 (35)         |
| Had 30 or more pass completions:         | at Clemson, 2015 (35)         |
| Had 25 or more pass completions:         | vs. Boston College, 2019 (26) |
| Had six or more passing TDs:             | vs. Bowling Green, 2019 (6)   |
| Had five or more passing TDs:            | vs. Navy, 2019 (5)            |
| Had four or more passing TDs:            | at Stanford, 2019 (4)         |
| Had three or more passing TDs:           | at Boston College, 2020 (3)   |
| Had three or more passing TDs in a half: | at Boston College, 2020 (3)   |
| Had five or more passes intercepted:     | vs. USC, 1967 (7)             |
| Had four or more passes intercepted:     | at Arizona State, 2014 (4)    |
| Had three or more passes intercepted:    | vs. Ball State, 2018 (3)      |

**Receiving**

|                                                       |                                                                         |
|-------------------------------------------------------|-------------------------------------------------------------------------|
| Had two players with 100 receiving yards in a game:   | at Stanford, 2017 (Kevin Stepherson - 112, Equanimeous St. Brown - 111) |
| Had a player with over 150 receiving yards in a game: | vs. Wake Forest, 2017 (Chase Claypool - 180)                            |
| Had two players with 10 catches in a game:            | vs. BYU, 2005 (Maurice Stovall - 14, Jeff Samardzija - 10)              |

**Combination Offense**

|                                                                         |                                                                                                  |
|-------------------------------------------------------------------------|--------------------------------------------------------------------------------------------------|
| Had a 400-yard passer and 100-yard rusher in a game:                    | vs. Syracuse, 2016 (DeShone Kizer - 471, Josh Adams - 102)                                       |
| Had a 300-yard passer and 100-yard rusher in a game:                    | vs. Clemson, 2020 (Ian Book - 310, Kyren Williams - 140)                                         |
| Had a 400-yard passer and 100-yard receiver in a game:                  | vs. Syracuse, 2016 (DeShone Kizer - 471, Equanimeous St. Brown - 182)                            |
| Had a 300-yard passer and 100-yard receiver in a game:                  | vs. Clemson, 2020 (Ian Book - 310, Javon McKinley - 102)                                         |
| Had a 400-yard passer, 100-yard rusher and 100-yard receiver in a game: | vs. Syracuse, 2016 (DeShone Kizer - 471, Josh Adams - 102, Equanimeous St. Brown - 182)          |
| Had a 300-yard passer, 100-yard rusher and 100-yard receiver in a game: | vs. Clemson, 2020 (Ian Book - 310, Kyren Williams - 140 rushing, Javon McKinley - 102 receiving) |
| Had a 200-yard passer, 100-yard rusher and 100-yard receiver in a game: | vs. Clemson, 2020 (Ian Book - 310, Kyren Williams - 140 rushing, Javon McKinley - 102 receiving) |
| Had a 400-yard passer and 100-yard rusher in a game:                    | vs. Syracuse, 2016 (DeShone Kizer - 471, Josh Adams - 102)                                       |
| Had a 200-yard passer and 100-yard rusher in a game:                    | vs. Clemson, 2020 (Ian Book - 310, Kyren Williams - 140)                                         |
| Had a 100-yard receiver and 100-yard rusher in a game:                  | vs. Clemson, 2020 (Kyren Williams - 140 rushing, Javon McKinley - 102 receiving)                 |

**Total Offense**

|                                      |                               |
|--------------------------------------|-------------------------------|
| Had 700 or more yards total offense: | vs. Wake Forest, 2017 (710)   |
| Had 650 or more yards total offense: | vs. Wake Forest, 2017 (710)   |
| Had 600 or more yards total offense: | vs. Wake Forest, 2017 (710)   |
| Had 500 or more yards total offense: | at Boston College, 2020 (557) |
| Had 400 or more yards total offense: | at Boston College, 2020 (557) |
| Had 100 or more plays total offense: | vs. Pittsburgh, 2012 (104)    |
| Had 85 or more plays total offense:  | vs. Boston College, 2019 (85) |
| Had 75 or more plays total offense:  | at Boston College, 2020 (77)  |

**Scoring**

|                                                                |                                                                  |
|----------------------------------------------------------------|------------------------------------------------------------------|
| Scored 60 or more points:                                      | vs. New Mexico, 2019 (66)                                        |
| Scored 50 or more points:                                      | vs. South Florida, 2020 (52)                                     |
| Scored 40 or more points:                                      | at Boston College, 2020 (45)                                     |
| Scored 30 or more points:                                      | at Boston College, 2020 (45)                                     |
| Scored a two-point conversion:                                 | vs. LSU (Citrus Bowl), 2017                                      |
| Allowed 60 or more points:                                     | Never                                                            |
| Allowed 50 or more points:                                     | at Texas, 2016 (50)                                              |
| Allowed 40 or more points:                                     | vs. Clemson, 2020 (40)                                           |
| Allowed 30 or more points:                                     | at Boston College, 2020 (31)                                     |
| Was held scoreless:                                            | at Boston College, 2008 (17-0)                                   |
| Was held scoreless at home:                                    | USC, 2007 (38-0)                                                 |
| Was held scoreless on the road:                                | at Boston College, 2008 (17-0)                                   |
| Was held without offensive touchdown:                          | vs. Clemson, 2019 Cotton Bowl (30-3)                             |
| Was held without offensive touchdown on the road:              | at NC State, 2016 (10-3)                                         |
| Was held without offensive touchdown at home:                  | vs. USC, 2007 (38-0)                                             |
| Held opponent scoreless:                                       | vs. South Florida, 2020 (52-0)                                   |
| Held opponent scoreless at home:                               | vs. South Florida, 2020 (52-0)                                   |
| Held opponent scoreless on the road:                           | at Purdue, 1993 (17-0)                                           |
| Held opponent without offensive touchdown:                     | at Pittsburgh, 2020 (45-3)                                       |
| Held opponent without offensive touchdown on the road/neutral: | at Pittsburgh, 2020 (45-3)                                       |
| Held opponent without offensive touchdown at home:             | vs. South Florida, 2020 (52-0)                                   |
| Held opponent scoreless at neutral site:                       | vs. Maryland (Giants Stadium - East Rutherford, NJ), 2002 (22-0) |

Held two or more opponents scoreless in a season:  
2002 vs. Maryland (22-0) vs. Rutgers (42-0)

Held three or more opponents scoreless in a season:  
1976 vs. Purdue (23-0) at Northwestern (49-0), vs. Oregon (41-0)

Held four or more opponents scoreless in a season:  
1966 vs. Army (35-0) vs. North Carolina (32-0), at Oklahoma (38-0),  
vs. Pittsburgh (40-0) vs. Duke (64-0), at USC (51-0)

Held five or more opponents scoreless in a season:  
1966 vs. Army (35-0) vs. North Carolina (32-0), at Oklahoma (38-0),  
vs. Pittsburgh (40-0) vs. Duke (64-0), at USC (51-0)

Held six or more opponents scoreless in a season:  
1966 vs. Army (35-0) vs. North Carolina (32-0), at Oklahoma (38-0),  
vs. Pittsburgh (40-0) vs. Duke (64-0), at USC (51-0)

Had multiple players with multiple TDs in a game:  
at Boston College, 2020 (Ben Skowronek - 3, C'Bo Flemister - 2)

**Turnovers**

|                                             |                                                                                 |
|---------------------------------------------|---------------------------------------------------------------------------------|
| Did not commit a turnover:                  | at Pittsburgh, 2020                                                             |
| Committed six or more turnovers:            | vs. Navy, 1984 (6)                                                              |
| Committed five or more turnovers:           | vs. Boston College, 2015 (5)                                                    |
| Lost four or more fumbles:                  | vs. Michigan State, 1999 (4)                                                    |
| Lost three or more fumbles:                 | at Boston College, 2020 (3)                                                     |
| Recorded six or more takeaways:             | vs. Michigan, 2012 (6)                                                          |
| Recorded five or more takeaways:            | vs. Virginia, 2019 (5)                                                          |
| Returned two or more interceptions for TDs: | vs. Stanford, 2002 (2)<br>(Shane Walton - 18 yards, Courtney Watson - 34 yards) |
| Returned an interception for a TD:          | vs. New Mexico (2019)<br>(Kyle Hamilton - 54 yards)                             |
| Returned a fumble for a TD:                 | vs. Clemson, 2020 (1)<br>(Jeremiah Owusu-Koramoah - 23 yards)                   |

**Defense**

|                                                    |                                        |
|----------------------------------------------------|----------------------------------------|
| Held opponent to 50 or fewer rushing yards:        | vs. Clemson, 2020 (34)                 |
| Held opponent to 100 or fewer passing yards:       | vs. Boston College, 2019 (63)          |
| Held opponent to 200 or fewer passing yards:       | at Georgia Tech, 2020 (150)            |
| Held opponent to 300 or fewer yards total offense: | at Georgia Tech, 2020 (238)            |
| Held opponent to 200 or fewer yards total offense: | at Pittsburgh, 2020 (162)              |
| Intercepted five or more passes:                   | vs. Michigan, 2012 (5)                 |
| Intercepted four or more passes:                   | vs. Rutgers (Pinstripe Bowl), 2013 (4) |
| Intercepted three or more passes:                  | at Pittsburgh, 2020 (3)                |
| Forced five or more fumbles:                       | at Louisville, 2019 (5)                |
| Forced four or more fumbles:                       | vs. Navy, 2019 (4)                     |
| Forced three or more fumbles:                      | vs. Navy, 2019 (4)                     |
| Scored a safety:                                   | at North Carolina, 2017                |
| Recorded nine or more sacks:                       | vs. Rutgers, 1996 (9)                  |
| Recorded eight or more sacks:                      | vs. Virginia, 2019 (8)                 |
| Recorded seven or more sacks:                      | vs. Virginia, 2019 (8)                 |
| Recorded six or more sacks:                        | vs. Virginia, 2019 (8)                 |
| Recorded five or more sacks:                       | at Georgia Tech, 2020 (5)              |
| Held opponent to 10 or fewer first downs:          | at Duke, 2019 (10)                     |

**Special Teams**

|                                           |                                                  |
|-------------------------------------------|--------------------------------------------------|
| Returned a punt for a TD:                 | vs. Massachusetts, 2015 (C.J. Sanders, 50 yards) |
| Returned a blocked punt for a TD:         | at Pittsburgh, 2020 (Isaiah Foskey, 0 yards)     |
| Returned a kickoff for a TD:              | vs. Syracuse, 2016 (C.J. Sanders, 93 yards)      |
| Returned a blocked FG for a TD:           | at Air Force, 2006 (Terrail Lambert, 76 yards)   |
| Blocked a punt:                           | at Pittsburgh, 2020 (Isaiah Foskey)              |
| Punted 10 or more times:                  | at Michigan, 2019 (10)                           |
| Did not punt:                             | at Boston College, 2020                          |
| Blocked a field goal:                     | vs. Bowling Green, 2019 (Julian Okwara)          |
| Had a field goal blocked:                 | at Texas, 2016                                   |
| Blocked a PAT kick:                       | vs. Florida State, 2018 (Jerry Tillery)          |
| Scored on a blocked PAT attempt:          | vs. Florida State, 2018 (Julian Love)            |
| Missed a kicking PAT:                     | vs. Syracuse, 2018                               |
| Had a kicking PAT blocked:                | vs. Florida State, 2018                          |
| Opponent scored on a blocked PAT attempt: | vs. Northwestern, 2014                           |
| Had a punt blocked:                       | at Northwestern, 2018                            |

**Miscellaneous**

|                                            |                               |
|--------------------------------------------|-------------------------------|
| Had 30 or more first downs:                | vs. Wake Forest, 2017 (30)    |
| Had 25 or more first downs:                | at Boston College, 2020 (29)  |
| Had 20 or more first downs:                | at Boston College, 2020 (29)  |
| Was not penalized:                         | at LSU, 1997                  |
| Had 10 or more penalties:                  | at Stanford, 2019 (11)        |
| Had 120 or more yards in penalties:        | at Rutgers, 2000 (120)        |
| Had 40 minutes or more of possession time: | at Pittsburgh, 2020 (40:59)   |
| Had 35 minutes or more of possession time: | at Georgia Tech, 2020 (36:54) |
| Was involved in a tie game:                | at USC, 1994 (17-17)          |
| Was involved in an overtime game:          | vs. Clemson, 2020 (47-40)     |
| Was involved in a double overtime game:    | vs. Clemson, 2020 (47-40)     |
| Was involved in a triple overtime game:    | vs. Pittsburgh, 2012 (29-26)  |
| Was involved in a quadruple overtime game: | vs. Pittsburgh, 2008 (33-36)  |

**A NOTRE DAME PLAYER**
**Rushing**

|                                           |                                                                |
|-------------------------------------------|----------------------------------------------------------------|
| Rushed for 250 or more yards:             | Julius Jones at Pittsburgh, 2003 (262)                         |
| Rushed for 200 or more yards:             | Dexter Williams vs. Florida State, 2018 (202)                  |
| Rushed for 175 or more yards:             | Kyren Williams vs. Florida State, 2020 (185)                   |
| Rushed for 150 or more yards:             | Kyren Williams vs. Florida State, 2020 (185)                   |
| Rushed for 125 or more yards:             | Kyren Williams vs. Clemson, 2020 (140)                         |
| Rushed for 100 or more yards:             | Kyren Williams vs. Clemson, 2020 (140)                         |
| Quarterback rushed for 200 or more yards: | Brandon Wimbush at Boston College, 2017 (207)                  |
| Quarterback rushed for 100 or more yards: | Ian Book at Duke, 2019 (139)                                   |
| Rushed 40 or more times:                  | Allen Pinkett at LSU, 1984 (40)                                |
| Rushed 35 or more times:                  | Julius Jones vs. BYU, 2003 (35)                                |
| Rushed 30 or more times:                  | James Aldridge vs. Navy, 2007 (32)                             |
| Rushed 25 or more times:                  | Kyren Williams vs. Louisville, 2020 (25)                       |
| Rushed for four or more TDs:              | Brandon Wimbush at Boston College, 2017 (4)                    |
| Rushed for three or more TDs:             | Kyren Williams vs. Clemson, 2020 (3)                           |
| Rushed for two or more TDs:               | C'Bo Flemister at Boston College, 2020 (2)                     |
| Had a run of 90 yards or more:            | Dexter Williams at Virginia Tech, 2018 (97)                    |
| Had a run of 80 or more yards:            | Tony Jones, Jr. vs. Iowa State - Camping World Bowl, 2019 (84) |
| Had a run of 70 or more yards:            | Tony Jones, Jr. vs. Iowa State - Camping World Bowl, 2019 (84) |
| Had a run of 60 or more yards:            | Kyren Williams vs. Clemson, 2020 (65)                          |
| Had a run of 50 or more yards:            | Kyren Williams vs. Clemson, 2020 (65)                          |

**Passing**

|                                       |                                            |
|---------------------------------------|--------------------------------------------|
| Passed for 500 or more yards:         | Joe Theismann at USC, 1970 (526)           |
| Passed for 400 or more yards:         | DeShone Kizer vs. Syracuse, 2016 (471)     |
| Passed for 300 or more yards:         | Ian Book vs. Clemson, 2020 (310)           |
| Attempted 50 or more passes:          | Ian Book vs. Virginia Tech, 2019 (53)      |
| Attempted 40 or more passes:          | Ian Book vs. Boston College, 2019 (40)     |
| Attempted 30 or more passes:          | Ian Book vs. Clemson, 2020 (39)            |
| Completed 30 or more passes:          | Everett Golson at Florida State, 2014 (31) |
| Completed 20 or more passes:          | Ian Book at Boston College, 2020 (20)      |
| Threw six TDs:                        | Brady Quinn vs. BYU, 2005 (6)              |
| Threw five or more TDs:               | Ian Book vs. Navy, 2019 (5)                |
| Threw four or more TDs:               | Ian Book at Stanford, 2019 (4)             |
| Threw three or more TDs:              | Ian Book at Boston College, 2020 (3)       |
| Threw three or more TDs in a half:    | Ian Book at Boston College, 2020 (3)       |
| Threw five or more interceptions:     | Terry Hanratty vs. USC, 1967 (5)           |
| Threw four or more interceptions:     | Everett Golson at Arizona State, 2014 (4)  |
| Threw three or more interceptions:    | Brandon Wimbush vs. Ball State, 2018 (3)   |
| Completed a pass of 90 yards or more: | Dayne Crist vs. Michigan, 2010 (95)        |
| Completed a pass of 80 or more yards: | Brandon Wimbush at Stanford, 2017 (83)     |
| Completed a pass of 70 or more yards: | Ian Book at Pittsburgh, 2020 (73)          |
| Completed a pass of 60 or more yards: | Ian Book at Pittsburgh, 2020 (73)          |
| Completed a pass of 50 or more yards: | Ian Book vs. Clemson, 2020 (53)            |

**Receiving**

|                                       |                                                                        |
|---------------------------------------|------------------------------------------------------------------------|
| Caught 15 or more passes:             | Never                                                                  |
| Caught 10 or more passes:             | Miles Boykin vs. Stanford, 2018 (11)                                   |
| Caught seven or more passes:          | Cole Kmet, Chris Finke and Chase Claypool vs. Boston College, 2019 (7) |
| Had 200 or more yards receiving:      | Golden Tate at Stanford, 2009 (201)                                    |
| Had 175 or more yards receiving:      | Chase Claypool vs. Wake Forest, 2017 (180)                             |
| Had 150 or more yards receiving:      | Chase Claypool vs. Wake Forest, 2017 (180)                             |
| Had 100 or more yards receiving:      | Javon McKinley vs. Clemson, 2020 (102)                                 |
| Caught four or more TDs:              | Chase Claypool vs. Navy, 2019 (4)                                      |
| Caught three or more TDs:             | Ben Skowronek at Boston College, 2020 (3)                              |
| Caught two or more TDs:               | Ben Skowronek at Pittsburgh, 2020 (2)                                  |
| Caught three or more TDs in one half: | Ben Skowronek at Boston College, 2020 (3)                              |

**Total Offense**

|                                         |                                                   |
|-----------------------------------------|---------------------------------------------------|
| Had 500 or more yards total offense:    | Joe Theismann at USC, 1970 (512)                  |
| Had 400 or more yards total offense:    | Ian Book vs. New Mexico, 2019 (406)               |
| Had 100 yards both passing and rushing: | Ian Book at Duke, 2019 (181 passing, 139 rushing) |

**Scoring**

|                                         |                                                         |
|-----------------------------------------|---------------------------------------------------------|
| Accounted for six or more touchdowns:   | Ian Book vs. New Mexico, 2019 (1 rushing, 5 passing)    |
| Accounted for five or more touchdowns:  | Ian Book vs. Navy, 2019 (5 passing)                     |
| Accounted for four or more touchdowns:  | Ian Book (3 passing, 1 rushing) at Boston College, 2020 |
| Accounted for three or more touchdowns: | Ben Skowronek (3 receiving) vs. Boston College, 2020    |

**Defense**

|                                   |                                                                       |
|-----------------------------------|-----------------------------------------------------------------------|
| Intercepted three or more passes: | Harrison Smith vs. Miami (Fla.), 2010 (3)                             |
| Intercepted two or more passes:   | Alohi Gilman vs. Syracuse, 2018 (2)                                   |
| Recovered three or more fumbles:  | Never                                                                 |
| Forced two fumbles:               | Daelin Hayes at Georgia Tech, 2020 (2)                                |
| Recovered two fumbles:            | Nick McCloud vs. Clemson, 2020 (2)                                    |
| Recorded 20 or more tackles:      | Manti Te'o vs. Stanford, 2010 (21)                                    |
| Recorded 15 or more tackles:      | Te'von Coney vs. LSU (Citrus Bowl), 2017 (17)                         |
| Recorded 10 or more tackles:      | Drew White vs. Navy, 2019 (10)                                        |
| Recorded 4.0 or more sacks:       | Jerry Tillery vs. Stanford, 2018 (4.0)                                |
| Recorded 3.0 or more sacks:       | Jeremiah Owusu-Koramoah vs. Iowa State - Camping World Bowl, 2019 (3) |
| Recorded 2.0 or more sacks:       | Daelin Hayes at Georgia Tech, 2020 (2.0)                              |

**Special Teams**

|                                             |                                                                |
|---------------------------------------------|----------------------------------------------------------------|
| Scored 17 or more points kicking:           | Jonathan Doerer vs. Clemson, 2020 (17)                         |
| Scored 15 or more points kicking:           | Jonathan Doerer vs. Clemson, 2020 (17)                         |
| Scored 10 or more points kicking:           | Jonathan Doerer vs. Clemson, 2020 (17)                         |
| Kicked five or more field goals:            | Kyle Brindza vs. Rutgers (Pinstripe Bowl), 2013 (5)            |
| Kicked four or more field goals:            | Jonathan Doerer vs. Clemson, 2020 (4)                          |
| Kicked two field goals of 50 or more yards: | Never                                                          |
| Kicked a field goal of 50 or more yards:    | Jonathan Doerer vs. Iowa State - Camping World Bowl, 2019 (51) |
| Kicked a punt 70 or more yards:             | Tyler Newsome vs. Michigan State, 2016 (71)                    |
| Kicked a punt 60 or more yards:             | Jay Bramblett at Michigan, 2019 (61)                           |
| Punted 10 or more times:                    | Jay Bramblett at Michigan, 2019 (10)                           |
| Totaled 175 or more kickoff return yards:   | C.J. Sanders at Stanford, 2015 (182)                           |
| Totaled 100 or more punt return yards:      | C.J. Sanders at Stanford, 2015 (182)                           |

**AN OPPOSING TEAM**
**Rushing**

|                                                        |                                                     |
|--------------------------------------------------------|-----------------------------------------------------|
| Had 400 or more yards:                                 | Pittsburgh, 1975 (411)                              |
| Had 300 or more yards:                                 | Michigan, 2019 (303)                                |
| Had 200 or more yards:                                 | Navy, 2019 (281)                                    |
| Had 50 or more rushing attempts:                       | Navy, 2019 (64)                                     |
| Had five or more rush TDs:                             | Texas, 2016 (5)                                     |
| Had four or more rush TDs:                             | Texas, 2016 (5)                                     |
| Had two or more players with 100 rush yards in a game: | BYU, 2013<br>(Taysom Hill - 101, Paul Lasike - 101) |

**Passing**

|                                  |                           |
|----------------------------------|---------------------------|
| Had 400 or more yards:           | Clemson, 2020 (439)       |
| Had 300 or more yards:           | Clemson, 2020 (439)       |
| Had 60 or more pass attempts:    | Tennessee, 1990 (60)      |
| Had 50 or more pass attempts:    | USC, 2018 (51)            |
| Had 40 or more pass attempts:    | Boston College, 2020 (40) |
| Had 30 or more pass completions: | Virginia, 2019 (30)       |
| Had five or more passing TDs:    | USC, 2014 (6)             |
| Had four or more passing TDs:    | Stanford, 2017 (4)        |
| Had three or more passing TDs:   | Michigan, 2019 (3)        |



### Receiving

|                                                     |                                                              |
|-----------------------------------------------------|--------------------------------------------------------------|
| Had two players with 100 receiving yards in a game: | Clemson, 2020<br>(Cornell Powell - 161, Amari Rodgers - 134) |
|-----------------------------------------------------|--------------------------------------------------------------|

### Total Offense

|                                      |                                    |
|--------------------------------------|------------------------------------|
| Had 600 or more yards total offense: | Ohio State, 2006 Fiesta Bowl (617) |
| Had 500 or more yards total offense: | Wake Forest, 2017 (587)            |
| Had 400 or more yards total offense: | Clemson, 2020 (473)                |
| Had 90 or more plays:                | Wake Forest, 2018 (92)             |
| Had 80 or more plays:                | Virginia Tech, 2018 (85)           |
| Had 75 or more plays:                | Clemson, 2020 (77)                 |

### Scoring

|                                |                           |
|--------------------------------|---------------------------|
| Scored 60 or more points:      | Never                     |
| Scored 50 or more points:      | Texas, 2016 (50)          |
| Scored 40 or more points:      | Clemson, 2020 (40)        |
| Scored 30 or more points:      | Boston College, 2020 (31) |
| Scored a two-point conversion: | Boston College, 2020      |

### Turnovers

|                                    |                                                     |
|------------------------------------|-----------------------------------------------------|
| Did not commit a turnover:         | Louisville, 2020                                    |
| Had three or more fumbles lost:    | Clemson, 2020 (3)                                   |
| Intercepted five or more passes:   | USC, 1967 (7)                                       |
| Intercepted four or more passes:   | Arizona State, 2014 (4)                             |
| Intercepted three or more passes:  | Ball State, 2018 (3)                                |
| Returned an interception for a TD: | at Miami, Fla., 2017<br>(Trajan Bandy - 65 yards)   |
| Returned a fumble for a TD:        | at Georgia Tech, 2020<br>(Zamari Walton - 93 yards) |

### Defense

|                                              |                              |
|----------------------------------------------|------------------------------|
| Held ND to 10 or fewer first downs:          | at NC State, 2016 (10)       |
| Scored a safety:                             | vs. Stanford, 2016           |
| Held ND to 50 or fewer rushing yards:        | at Michigan, 2019 (47)       |
| Held ND to 200 or fewer passing yards:       | at Georgia Tech, 2020 (199)  |
| Held ND to 100 or fewer passing yards:       | at Boston College, 2017 (96) |
| Held ND to 300 or fewer yards total offense: | Michigan, 2019 (180)         |
| Held ND to 200 or fewer yards total offense: | at Michigan, 2019 (180)      |

### Special Teams

|                                                         |                                                      |
|---------------------------------------------------------|------------------------------------------------------|
| Returned a punt for a TD:                               | at USC, 2016 (Adore Jackson - 55 yards)              |
| Returned a blocked punt for a TD:                       | NC State, 2017<br>(Germaine Pratt - 0 yards)         |
| Returned a kickoff for a TD:                            | Pittsburgh, 2018 (Maurice French - 99 yards)         |
| Returned a punt for TD and kickoff for TD in same game: | at USC, 2016<br>(Adore Jackson - 55 yd PR; 97 yd KO) |
| Punted 10 or more times:                                | Boston College, 2010 (11)                            |
| Did not punt:                                           | Miami (Fla.), 1985                                   |
| Missed a kicking PAT:                                   | Massachusetts, 2015                                  |

### Miscellaneous

|                                                    |                                                                                  |
|----------------------------------------------------|----------------------------------------------------------------------------------|
| Had 30 or more first downs:                        | Wake Forest, 2017 (34)                                                           |
| Had 20 or more first downs:                        | Boston College, 2020 (22)                                                        |
| Had 10 or more penalties:                          | Pittsburgh, 2020 (12)                                                            |
| Had 100 or more yards in penalties:                | Georgia, 2017 (127)                                                              |
| Had 35 minutes or more of possession time:         | Navy, 2019 (36:00)                                                               |
| Had one 100-yard receiver and one 100-yard rusher: | Wake Forest, 2017<br>(Matt Colburn, 120 rushing; Anthony Bachman, 116 receiving) |

### AN OPPOSING PLAYER

#### Rushing

|                                |                                                     |
|--------------------------------|-----------------------------------------------------|
| Rushed for 300 or more yards:  | Tony Dorsett, Pittsburgh, 1975 (303)                |
| Rushed for 200 or more yards:  | Alexander Teich, Navy, 2010 (210)                   |
| Rushed for 150 or more yards:  | Tyler Gaffney, Stanford, 2013 (189)                 |
| Rushed for 100 or more yards:  | Malcolm Perry, Navy, 2019 (138)                     |
| Rushed 40 or more times:       | Craig Heyward, Pittsburgh, 1987 (42)                |
| Rushed 30 or more times:       | Tyler Gaffney, Stanford, 2013 (33)                  |
| Rushed 25 or more times:       | Malcolm Perry, Navy, 2019 (25)                      |
| Rushed for five or more TDs:   | Walter Reyes, Syracuse, 2003 (5)                    |
| Rushed for four or more TDs:   | Ezekiel Elliott, Ohio State (Fiesta Bowl), 2015 (4) |
| Rushed for three or more TDs:  | Tyrone Swoopes, Texas, 2016 (3)                     |
| Rushed for two or more TDs:    | Zach Charbonnet, at Michigan, 2019 (2)              |
| Had a run of 80 or more yards: | Jeff Smith, Boston College, 2015 (80)               |
| Had a run of 70 or more yards: | Gerald Holmes, Michigan State, 2016 (73)            |
| Had a run of 60 or more yards: | Gerald Holmes, Michigan State, 2016 (73)            |
| Had a run of 50 or more yards: | Malcolm Perry, Navy, 2018 (58)                      |

#### Passing

|                                       |                                          |
|---------------------------------------|------------------------------------------|
| Passed for 500 or more yards:         | Never                                    |
| Passed for 400 or more yards:         | D.J. Uiagalelei, Clemson, 2020 (439)     |
| Passed for 300 or more yards:         | D.J. Uiagalelei, Clemson, 2020 (439)     |
| Attempted 60 or more passes:          | Andy Kelly, Tennessee, 1990 (60)         |
| Attempted 50 or more passes:          | JT Daniels, USC, 2018 (51)               |
| Attempted 40 or more passes:          | Phil Jurkovec, Boston College, 2020 (40) |
| Completed 30 or more passes:          | Bryce Perkins, Virginia, 2019 (30)       |
| Completed 20 or more passes:          | D.J. Uiagalelei, Clemson, 2020 (29)      |
| Threw six or more TDs:                | Cody Kessler, USC, 2014 (6)              |
| Threw five or more TDs:               | Cody Kessler, USC, 2014 (6)              |
| Threw four or more TDs:               | KJ Costello, Stanford, 2017 (4)          |
| Threw three or more TDs:              | KJ Costello, Stanford, 2017 (4)          |
| Completed a pass of 90 or more yards: | Kyle Orton, Purdue, 2004 (97)            |
| Completed a pass of 80 or more yards: | Cody Kessler, USC, 2015 (83)             |
| Completed a pass of 70 or more yards: | Eric Dungey, Syracuse, 2016 (72)         |
| Completed a pass of 60 or more yards: | Eric Dungey, Syracuse, 2016 (72)         |
| Completed a pass of 50 or more yards: | D.J. Uiagalelei, Clemson, 2020 (53)      |

#### Receiving

|                                  |                                                          |
|----------------------------------|----------------------------------------------------------|
| Caught 15 or more passes:        | Jalen Saunders, Oklahoma, 2012 (15)                      |
| Caught 10 or more passes:        | Michael Wilson, Stanford, 2019 (10)                      |
| Caught seven or more passes:     | Amari Rodgers and Travis Etienne, Clemson, 2020 (both 8) |
| Had 200 or more yards receiving: | Selwyn Lymon, Purdue, 2006 (238)                         |
| Had 150 or more yards receiving: | Cornell Powell, Clemson, 2020 (161)                      |
| Had 100 or more yards receiving: | Jaelen Gill, Boston College, 2020 (105)                  |
| Caught three or more TD passes:  | Jeremy Gallon, Michigan, 2013 (3)                        |
| Caught two or more TD passes:    | James Gardner, Miami (Ohio), 2017 (2)                    |

#### Scoring

|                                         |                                                       |
|-----------------------------------------|-------------------------------------------------------|
| Accounted for six or more touchdowns:   | Cody Kessler, USC, 2014 (6 passing, 0 rushing)        |
| Accounted for five or more touchdowns:  | Eric Dungey, Syracuse, 2016 (2 passing, 3 rushing)    |
| Accounted for four or more touchdowns:  | KJ Costello, Stanford, 2017 (4 passing, 0 rushing)    |
| Accounted for three or more touchdowns: | D.J. Uiagalelei, Clemson, 2020 (2 passing, 1 rushing) |

#### Defense

|                                   |                                             |
|-----------------------------------|---------------------------------------------|
| Intercepted three or more passes: | Rod Johnson, North Carolina State, 2003 (3) |
| Intercepted two or more passes:   | Justin Simmons, Boston College, 2015 (2)    |
| Recorded three or more sacks:     | Bradley Chubb, NC State, 2016 (3.0)         |
| Recorded two or more sacks:       | Monty Montgomery, Louisville, 2020 (2.0)    |

#### Special Teams

|                                         |                                          |
|-----------------------------------------|------------------------------------------|
| Kicked four or more field goals:        | B.T. Potter, Clemson, 2020 (4)           |
| Kicked a field goal 50 or more yards:   | Matt Payne, BYU, 2004 (53)               |
| Kicked a punt of 65 or more yards:      | Jake Bailey, Stanford, 2017 (65)         |
| Totalled 100 or more kick return yards: | Damond Philyaw-Johnson, Duke, 2019 (122) |



| Team Statistics         | ND           | OPP          |
|-------------------------|--------------|--------------|
| SCORING                 | 301          | 133          |
| Points Per Game         | 37.6         | 16.6         |
| Points Off Turnovers    | 59           | 20           |
| FIRST DOWNS             | 198          | 133          |
| Rushing                 | 102          | 44           |
| Passing                 | 79           | 74           |
| Penalty                 | 17           | 15           |
| RUSHING YARDAGE         | 1868         | 681          |
| Yards gained rushing    | 2017         | 942          |
| Yards lost rushing      | 149          | 261          |
| Rushing Attempts        | 361          | 237          |
| Average Per Rush        | 5.2          | 2.9          |
| Average Per Game        | 233.5        | 85.1         |
| TDs Rushing             | 24           | 7            |
| PASSING YARDAGE         | 1830         | 1752         |
| Comp-Att-Int            | 136-222-1    | 140-262-5    |
| Average Per Pass        | 8.2          | 6.7          |
| Average Per Catch       | 13.5         | 12.5         |
| Average Per Game        | 228.8        | 219.0        |
| TDs Passing             | 11           | 6            |
| TOTAL OFFENSE           | 3698         | 2433         |
| Total Plays             | 583          | 499          |
| Average Per Play        | 6.3          | 4.9          |
| Average Per Game        | 462.2        | 304.1        |
| KICK RETURNS: #-Yards   | 16-356       | 32-566       |
| PUNT RETURNS: #-Yards   | 10-108       | 9-22         |
| INT RETURNS: #-Yards    | 5-41         | 1-0          |
| KICK RETURN AVERAGE     | 22.2         | 17.7         |
| PUNT RETURN AVERAGE     | 10.8         | 2.4          |
| INT RETURN AVERAGE      | 8.2          | 0.0          |
| FUMBLES-LOST            | 10-7         | 12-7         |
| PENALTIES-Yards         | 40-342       | 49-420       |
| Average Per Game        | 42.8         | 52.5         |
| PUNTS-Yards             | 24-993       | 40-1523      |
| Average Per Punt        | 41.4         | 38.1         |
| Net punt average        | 39.6         | 34.9         |
| KICKOFFS-Yards          | 55-3164      | 31-1928      |
| Average Per Kick        | 57.5         | 62.2         |
| Net kick average        | 42.2         | 39.4         |
| TIME OF POSSESSION/Game | 34:05        | 25:55        |
| 3RD-DOWN Conversions    | 60/111       | 27/104       |
| 3rd-Down Pct            | 54%          | 26%          |
| 4TH-DOWN Conversions    | 7/10         | 6/15         |
| 4th-Down Pct            | 70%          | 40%          |
| SACKS BY-Yards          | 21-134       | 13-58        |
| MISC YARDS              | 0            | 37           |
| TOUCHDOWNS SCORED       | 38           | 14           |
| FIELD GOALS-ATTEMPTS    | 12-16        | 12-14        |
| ON-SIDE KICKS           | 0-0          | 1-1          |
| RED-ZONE SCORES         | (37-47) 79%  | (19-23) 83%  |
| RED-ZONE TOUCHDOWNS     | (28-47) 60%  | (11-23) 48%  |
| PAT-ATTEMPTS            | (37-37) 100% | (11-11) 100% |
| ATTENDANCE              | 51784        | 16451        |
| Games/Avg Per Game      | 5/10357      | 3/5484       |
| Neutral Site Games      |              | 0/0          |

| Score by Quarters | 1st | 2nd | 3rd | 4th | OT | Total |
|-------------------|-----|-----|-----|-----|----|-------|
| Notre Dame        | 68  | 117 | 61  | 41  | 14 | 301   |
| Opponents         | 40  | 25  | 37  | 24  | 7  | 133   |



| <b>Rushing</b>  | <b>gp-gs</b> | <b>att</b> | <b>gain</b> | <b>loss</b> | <b>net</b> | <b>avg</b> | <b>td</b> | <b>lg</b> | <b>avg/g</b> |
|-----------------|--------------|------------|-------------|-------------|------------|------------|-----------|-----------|--------------|
| Kyren Williams  | 8-8          | 137        | 805         | 28          | 777        | 5.7        | 10        | 65        | 97.1         |
| Ian Book        | 8-8          | 75         | 423         | 59          | 364        | 4.9        | 6         | 20        | 45.5         |
| Chris Tyree     | 8-0          | 59         | 356         | 22          | 334        | 5.7        | 2         | 45        | 41.8         |
| Flemister, C    | 7-0          | 53         | 297         | 4           | 293        | 5.5        | 5         | 31        | 41.9         |
| Avery Davis     | 8-3          | 2          | 39          | 0           | 39         | 19.5       | 0         | 29        | 4.9          |
| Jay Bramblett   | 8-0          | 2          | 21          | 0           | 21         | 10.5       | 0         | 14        | 2.6          |
| Smith, J        | 1-0          | 5          | 15          | 0           | 15         | 3.0        | 0         | 7         | 15.0         |
| Javon McKinley  | 8-8          | 1          | 15          | 0           | 15         | 15.0       | 0         | 15        | 1.9          |
| Jafar Armstrong | 8-0          | 17         | 30          | 22          | 8          | 0.5        | 1         | 9         | 1.0          |
| Braden Lenzy    | 4-1          | 3          | 8           | 0           | 8          | 2.7        | 0         | 3         | 2.0          |
| Tommy Tremble   | 8-7          | 1          | 4           | 0           | 4          | 4.0        | 0         | 4         | 0.5          |
| Pyne, D         | 2-0          | 1          | 4           | 0           | 4          | 4.0        | 0         | 4         | 2.0          |
| Clark, B        | 1-0          | 1          | 0           | 4           | -4         | -4.0       | 0         | 0         | -4.0         |
| ,TEAM           | 5-0          | 4          | 0           | 10          | -10        | -2.5       | 0         | 0         | -2.0         |
| Total           | 8            | 361        | 2017        | 149         | 1868       | 5.2        | 24        | 65        | 233.5        |
| Opponents       | 8            | 237        | 942         | 261         | 681        | 2.9        | 7         | 42        | 85.1         |

| <b>Passing</b> | <b>gp-gs</b> | <b>effic</b> | <b>comp</b> | <b>att</b> | <b>in</b> | <b>pct</b> | <b>yds</b> | <b>td</b> | <b>lg</b> | <b>avg/g</b> |
|----------------|--------------|--------------|-------------|------------|-----------|------------|------------|-----------|-----------|--------------|
| Ian Book       | 8-8          | 148.62       | 134         | 216        | -1        | 62.0       | 1818       | 11        | 75        | 227.2        |
| Clark, B       | 1-0          | 52.93        | 1           | 3          | 0         | 33.3       | 7          | 0         | 7         | 7.0          |
| Pyne, D        | 2-0          | 71.00        | 1           | 2          | 0         | 50.0       | 5          | 0         | 5         | 2.5          |
| ,TEAM          | 5-0          | 0.00         | 0           | 1          | 0         | 0.0        | 0          | 0         | 0         | 0.0          |
| Total          | 8            | 145.95       | 136         | 222        | -1        | 61.3       | 1830       | 11        | 75        | 228.8        |
| Opponents      | 8            | 113.35       | 140         | 262        | -5        | 53.4       | 1752       | 6         | 55        | 219.0        |

| <b>Receiving</b> | <b>gp-gs</b> | <b>no.</b> | <b>yds</b> | <b>avg</b> | <b>td</b> | <b>lg</b> | <b>avg/g</b> |
|------------------|--------------|------------|------------|------------|-----------|-----------|--------------|
| Javon McKinley   | 8-8          | 24         | 414        | 17.2       | 0         | 45        | 51.8         |
| Michael Mayer    | 8-2          | 21         | 247        | 11.8       | 2         | 29        | 30.9         |
| Avery Davis      | 8-3          | 18         | 277        | 15.4       | 2         | 53        | 34.6         |
| Kyren Williams   | 8-8          | 17         | 215        | 12.6       | 0         | 75        | 26.9         |
| Tommy Tremble    | 8-7          | 15         | 158        | 10.5       | 0         | 27        | 19.8         |
| Ben Skowronek    | 7-6          | 14         | 239        | 17.1       | 5         | 73        | 34.1         |
| Braden Lenzy     | 4-1          | 6          | 63         | 10.5       | 1         | 22        | 15.8         |
| Wilkins, J       | 8-0          | 5          | 47         | 9.4        | 1         | 15        | 5.9          |
| Jafar Armstrong  | 8-0          | 3          | 38         | 12.7       | 0         | 20        | 4.8          |
| Keys III, L      | 6-0          | 3          | 30         | 10.0       | 0         | 16        | 5.0          |
| Brock Wright     | 8-5          | 3          | 21         | 7.0        | 0         | 11        | 2.6          |
| Flemister, C     | 7-0          | 2          | 36         | 18.0       | 0         | 27        | 5.1          |
| Chris Tyree      | 8-0          | 2          | 15         | 7.5        | 0         | 12        | 1.9          |
| Kevin Austin     | 2-0          | 1          | 18         | 18.0       | 0         | 18        | 9.0          |
| Takacs, G        | 7-0          | 1          | 7          | 7.0        | 0         | 7         | 1.0          |
| Bauman, K        | 2-0          | 1          | 5          | 5.0        | 0         | 5         | 2.5          |
| Total            | 8            | 136        | 1830       | 13.5       | 11        | 75        | 228.8        |
| Opponents        | 8            | 140        | 1752       | 12.5       | 6         | 55        | 219.0        |

| <b>Punt Returns</b> | <b>no.</b> | <b>yds</b> | <b>avg</b> | <b>td</b> | <b>lg</b> |
|---------------------|------------|------------|------------|-----------|-----------|
| Matt Salerno        | 6          | 25         | 4.2        | 0         | 12        |
| Keys III, L         | 2          | -3         | -1.5       | 0         | 3         |
| Osita Ekwonu        | 1          | 54         | 54.0       | 0         | 0         |
| Isaiah Foskey       | 1          | 31         | 31.0       | 1         | 0         |
| Jordan Botelho      | 0          | 1          | 0.0        | 1         | 1         |
| Total               | 10         | 108        | 10.8       | 2         | 12        |
| Opponents           | 9          | 22         | 2.4        | 0         | 13        |

| <b>Interceptions</b> | <b>no.</b> | <b>yds</b> | <b>avg</b> | <b>td</b> | <b>lg</b> |
|----------------------|------------|------------|------------|-----------|-----------|
| Jer., Owusu-Koram    | 1          | 0          | 0.0        | 0         | 0         |
| Nick McCloud         | 1          | 0          | 0.0        | 0         | 0         |
| Bo Bauer             | 1          | 16         | 16.0       | 0         | 16        |
| Shaun Crawford       | 1          | 23         | 23.0       | 0         | 23        |
| Jack Kiser           | 1          | 2          | 2.0        | 0         | 2         |
| Total                | 5          | 41         | 8.2        | 0         | 23        |
| Opponents            | 1          | 0          | 0.0        | 0         | 0         |

| <b>Kick Returns</b> | <b>no.</b> | <b>yds</b> | <b>avg</b> | <b>td</b> | <b>lg</b> |
|---------------------|------------|------------|------------|-----------|-----------|
| Chris Tyree         | 15         | 320        | 21.3       | 0         | 38        |
| Jafar Armstrong     | 1          | 36         | 36.0       | 0         | 36        |
| Total               | 16         | 356        | 22.2       | 0         | 38        |
| Opponents           | 32         | 566        | 17.7       | 0         | 32        |

| <b>Fumble Returns</b> | <b>no.</b> | <b>yds</b> | <b>avg</b> | <b>td</b> | <b>lg</b> |
|-----------------------|------------|------------|------------|-----------|-----------|
| Jer., Owusu-Koram     | 1          | 23         | 23.0       | 1         | 23        |
| Nick McCloud          | 1          | 3          | 3.0        | 0         | 3         |
| Total                 | 2          | 26         | 13.0       | 1         | 23        |
| Opponents             | 1          | 93         | 93.0       | 1         | 93        |





| Scoring           | td | fg    | PAT   |      |     |      | dx | saf | pts |
|-------------------|----|-------|-------|------|-----|------|----|-----|-----|
|                   |    |       | kick  | rush | rcv | pass |    |     |     |
| Jonathan Doerer   | -  | 12-16 | 36-36 | -    | -   | -    | -  | -   | 72  |
| Kyren Williams    | 10 | -     | -     | -    | -   | -    | -  | -   | 60  |
| Ian Book          | 6  | -     | -     | -    | -   | 0-1  | -  | -   | 36  |
| Ben Skowronek     | 5  | -     | -     | -    | -   | -    | -  | -   | 30  |
| Flemister, C      | 5  | -     | -     | -    | -   | -    | -  | -   | 30  |
| Michael Mayer     | 2  | -     | -     | -    | -   | -    | -  | -   | 12  |
| Chris Tyree       | 2  | -     | -     | -    | -   | -    | -  | -   | 12  |
| Avery Davis       | 2  | -     | -     | -    | -   | -    | -  | -   | 12  |
| Jordan Botelho    | 1  | -     | -     | -    | -   | -    | -  | -   | 6   |
| Wilkins, J        | 1  | -     | -     | -    | -   | -    | -  | -   | 6   |
| Braden Lenzy      | 1  | -     | -     | -    | -   | -    | -  | -   | 6   |
| Isaiah Foskey     | 1  | -     | -     | -    | -   | -    | -  | -   | 6   |
| Jafar Armstrong   | 1  | -     | -     | -    | -   | -    | -  | -   | 6   |
| Jer., Owusu-Koram | 1  | -     | -     | -    | -   | -    | -  | -   | 6   |
| Goepferich, D     | -  | -     | 1-1   | -    | -   | -    | -  | -   | 1   |
| Total             | 38 | 12-16 | 37-37 | -    | -   | 0-1  | -  | -   | 301 |
| Opponents         | 14 | 12-14 | 11-11 | 1-2  | -   | 0-1  | -  | -   | 133 |

| Total Offense   | g | plays | rush | pass | total | avg/g |
|-----------------|---|-------|------|------|-------|-------|
| Ian Book        | 8 | 291   | 364  | 1818 | 2182  | 272.8 |
| Kyren Williams  | 8 | 137   | 777  | 0    | 777   | 97.1  |
| Chris Tyree     | 8 | 59    | 334  | 0    | 334   | 41.8  |
| Flemister, C    | 7 | 53    | 293  | 0    | 293   | 41.9  |
| Avery Davis     | 8 | 2     | 39   | 0    | 39    | 4.9   |
| Jay Bramblett   | 8 | 2     | 21   | 0    | 21    | 2.6   |
| Smith, J        | 1 | 5     | 15   | 0    | 15    | 15.0  |
| Javon McKinley  | 8 | 1     | 15   | 0    | 15    | 1.9   |
| Pyne, D         | 2 | 3     | 4    | 5    | 9     | 4.5   |
| Braden Lenzy    | 4 | 3     | 8    | 0    | 8     | 2.0   |
| Jafar Armstrong | 8 | 17    | 8    | 0    | 8     | 1.0   |
| Tommy Tremble   | 8 | 1     | 4    | 0    | 4     | 0.5   |
| Clark, B        | 1 | 4     | -4   | 7    | 3     | 3.0   |
| ,TEAM           | 5 | 5     | -10  | 0    | -10   | -2.0  |
| Total           | 8 | 583   | 1868 | 1830 | 3698  | 462.2 |
| Opponents       | 8 | 499   | 681  | 1752 | 2433  | 304.1 |

| Field Goals     | fg    | pct. | 01-19 | 20-29 | 30-39 | 40-49 | 50-99 | lg | blk |
|-----------------|-------|------|-------|-------|-------|-------|-------|----|-----|
| Jonathan Doerer | 12-16 | 75.0 | 0-0   | 5-5   | 4-5   | 3-5   | 0-1   | 48 | 0   |

| FG Sequence    | Notre Dame             | Opponents           |
|----------------|------------------------|---------------------|
| Duke           | (48),(34)              | (29),(30)           |
| South Fla.     | 38,(22)                | -                   |
| Florida St.    | 45                     | (42),(26)           |
| Louisville     | (32),(30)              | 52                  |
| Pitt           | (21)                   | (45)                |
| Georgia Tech   | (32)                   | 44                  |
| Clemson        | (24),(27),(45),57,(44) | (25),(45),(46),(30) |
| Boston College | (23),48                | (41),(31),(35)      |

| Punting       | no. | yds  | avg  | lg | tb | fc | i20 | 50+ | blk |
|---------------|-----|------|------|----|----|----|-----|-----|-----|
| Jay Bramblett | 24  | 993  | 41.4 | 54 | 1  | 9  | 4   | 3   | 0   |
| Total         | 24  | 993  | 41.4 | 54 | 1  | 9  | 4   | 3   | 0   |
| Opponents     | 40  | 1523 | 38.1 | 60 | 1  | 17 | 14  | 6   | 2   |

| Kickoffs        | no. | yds  | avg  | tb | ob | retn | net yd | ln |
|-----------------|-----|------|------|----|----|------|--------|----|
| Jonathan Doerer | 53  | 3045 | 57.5 | 11 | 1  |      |        |    |
| Goepferich, D   | 2   | 116  | 58.0 | 0  | 0  |      |        |    |
| Total           | 55  | 3165 | 57.5 | 11 | 1  | 17.7 | 42.2   | 22 |
| Opponents       | 31  | 1926 | 62.2 | 14 | 0  | 22.2 | 39.4   | 25 |

Numbers in (parentheses) indicate field goal was made.



| All Purpose   | g | rush | rcv  | pr  | kr  | ir | total | avg/g |
|---------------|---|------|------|-----|-----|----|-------|-------|
| Kyren William | 8 | 777  | 215  | 0   | 0   | 0  | 992   | 124.0 |
| Chris Tyree   | 8 | 334  | 15   | 0   | 320 | 0  | 669   | 83.6  |
| Javon McKinl  | 8 | 15   | 414  | 0   | 0   | 0  | 429   | 53.6  |
| Ian Book      | 8 | 364  | 0    | 0   | 0   | 0  | 364   | 45.5  |
| Flemister, C  | 7 | 293  | 36   | 0   | 0   | 0  | 329   | 47.0  |
| Avery Davis   | 8 | 39   | 277  | 0   | 0   | 0  | 316   | 39.5  |
| Michael Maye  | 8 | 0    | 247  | 0   | 0   | 0  | 247   | 30.9  |
| Ben Skowron   | 7 | 0    | 239  | 0   | 0   | 0  | 239   | 34.1  |
| Tommy Trem    | 8 | 4    | 158  | 0   | 0   | 0  | 162   | 20.2  |
| Jafar Armstro | 8 | 8    | 38   | 0   | 36  | 0  | 82    | 10.2  |
| Braden Lenzy  | 4 | 8    | 63   | 0   | 0   | 0  | 71    | 17.8  |
| Osita Ekwonu  | 6 | 0    | 0    | 54  | 0   | 0  | 54    | 9.0   |
| Wilkins, J    | 8 | 0    | 47   | 0   | 0   | 0  | 47    | 5.9   |
| Isaiah Foskey | 8 | 0    | 0    | 31  | 0   | 0  | 31    | 3.9   |
| Keys III, L   | 6 | 0    | 30   | -3  | 0   | 0  | 27    | 4.5   |
| Matt Salerno  | 7 | 0    | 0    | 25  | 0   | 0  | 25    | 3.6   |
| Shaun Crawf   | 8 | 0    | 0    | 0   | 0   | 23 | 23    | 2.9   |
| Brock Wright  | 8 | 0    | 21   | 0   | 0   | 0  | 21    | 2.6   |
| Jay Bramblett | 8 | 21   | 0    | 0   | 0   | 0  | 21    | 2.6   |
| Kevin Austin  | 2 | 0    | 18   | 0   | 0   | 0  | 18    | 9.0   |
| Bo Bauer      | 8 | 0    | 0    | 0   | 0   | 16 | 16    | 2.0   |
| Smith, J      | 1 | 15   | 0    | 0   | 0   | 0  | 15    | 15.0  |
| Takacs, G     | 7 | 0    | 7    | 0   | 0   | 0  | 7     | 1.0   |
| Bauman, K     | 2 | 0    | 5    | 0   | 0   | 0  | 5     | 2.5   |
| Pyne, D       | 2 | 4    | 0    | 0   | 0   | 0  | 4     | 2.0   |
| Jack Kiser    | 7 | 0    | 0    | 0   | 0   | 2  | 2     | 0.3   |
| Jordan Botelh | 7 | 0    | 0    | 1   | 0   | 0  | 1     | 0.1   |
| Clark, B      | 1 | -4   | 0    | 0   | 0   | 0  | -4    | -4.0  |
| ,TEAM         | 5 | -10  | 0    | 0   | 0   | 0  | -10   | -2.0  |
| Total         | 8 | 1868 | 1830 | 108 | 356 | 41 | 4203  | 525.4 |
| Opponents     | 8 | 681  | 1752 | 22  | 566 | 0  | 3058  | 382.2 |



| ##        | Defensive Leaders    | gp-gs | Tackles |     |     |         | Sacks<br>no-yds | Pass defense |      |     | Fumbles |    | blkd |     |
|-----------|----------------------|-------|---------|-----|-----|---------|-----------------|--------------|------|-----|---------|----|------|-----|
|           |                      |       | ua      | a   | tot | tfl/yds |                 | int-yds      | brup | qbh | rcv-yds | ff | kick | saf |
| 1H        | Kyle Hamilton        | 7-7   | 33      | 6   | 39  | 3.5-11  | .               | .            | 4    | 2   | .       | .  | .    | .   |
| 40        | Drew White           | 8-8   | 20      | 18  | 38  | 4.5-7   | .               | .            | 1    | 2   | .       | .  | .    | .   |
| 6         | Jer., Owusu-Koramoah | 8-8   | 24      | 11  | 35  | 8.5-34  | 1.5-11          | 1-0          | 1    | 2   | 1-23    | 2  | .    | .   |
| 2C        | Shaun Crawford       | 8-8   | 25      | 9   | 34  | 4.5-25  | 2.0-16          | 1-23         | 4    | .   | 1-0     | .  | .    | .   |
| 2T        | TaRiq Bracy          | 6-5   | 21      | 2   | 23  | 2.0-7   | .               | .            | 3    | .   | .       | .  | .    | .   |
| 4M        | Nick McCloud         | 8-7   | 16      | 6   | 22  | 2.0-3   | .               | 1-0          | 7    | .   | 2-3     | .  | .    | .   |
| 2K        | Jack Kiser           | 7-1   | 14      | 4   | 18  | 3.0-5   | .               | 1-2          | .    | 1   | .       | .  | .    | .   |
| 5B        | Bo Bauer             | 8-0   | 9       | 7   | 16  | 2.5-11  | 1.0-7           | 1-16         | 1    | 3   | .       | .  | .    | .   |
| 9         | Daelin Hayes         | 8-8   | 11      | 4   | 15  | 6.0-32  | 3.0-19          | .            | .    | 3   | 1-0     | 2  | .    | .   |
| 2L        | Clarence Lewis       | 8-3   | 13      | 1   | 14  | 1.0-3   | .               | .            | 4    | .   | .       | .  | .    | .   |
| 91        | Adetokunbo Ogundeji  | 8-8   | 8       | 6   | 14  | 3.5-17  | 3.5-17          | .            | .    | 5   | 1-0     | .  | .    | .   |
| 33        | Shayne Simon         | 7-6   | 8       | 4   | 12  | 1.0-1   | .               | .            | 3    | 1   | .       | .  | .    | .   |
| 7F        | Isaiah Foskey        | 8-0   | 8       | 4   | 12  | 4.0-31  | 3.5-30          | .            | 1    | 4   | .       | .  | 1    | .   |
| 31        | Jack Lamb            | 8-0   | 9       | 2   | 11  | .       | .               | .            | .    | 2   | .       | .  | .    | .   |
| 41        | Kurt Hinish          | 8-8   | 11      | .   | 11  | 7.0-20  | 2.0-6           | .            | .    | 1   | .       | .  | .    | .   |
| 95        | M. Tagovailoa-Amosa  | 7-6   | 8       | 2   | 10  | 4.0-15  | 1.0-6           | .            | .    | 1   | 1-0     | .  | .    | .   |
| 1A        | Justin Ademilola     | 8-0   | 6       | 4   | 10  | 1.0-2   | .               | .            | .    | .   | .       | .  | .    | .   |
| 3G        | Houston Griffith     | 8-2   | 9       | .   | 9   | 1.0-4   | .               | .            | .    | .   | .       | .  | .    | .   |
| 29        | Ovie Oghoufo         | 7-0   | 6       | 3   | 9   | 1.5-9   | 1.5-9           | .            | .    | 1   | .       | .  | .    | .   |
| 1P        | Isaiah Pryor         | 8-0   | 8       | .   | 8   | 1.0-7   | 1.0-7           | .            | .    | 1   | .       | 1  | .    | .   |
| 1M        | Moala, P             | 3-0   | 5       | 2   | 7   | .       | .               | .            | .    | .   | .       | .  | .    | .   |
| 1B        | DJ Brown             | 8-0   | 7       | .   | 7   | .       | .               | .            | 2    | 1   | .       | .  | .    | .   |
| 2B        | JD Bertrand          | 8-0   | 4       | 2   | 6   | .       | .               | .            | .    | .   | .       | .  | .    | .   |
| 35        | Marist Liufau        | 6-1   | 2       | 3   | 5   | .       | .               | .            | .    | 1   | .       | .  | .    | .   |
| 5C        | Howard Cross III     | 8-0   | 3       | 2   | 5   | .       | .               | .            | .    | 1   | .       | .  | .    | .   |
| 54        | Jacob Lacey          | 8-0   | 1       | 3   | 4   | 1.0-2   | .               | .            | 1    | .   | .       | .  | .    | .   |
| 1J        | Jordan Botelho       | 7-0   | 2       | 2   | 4   | .       | .               | .            | .    | .   | .       | .  | .    | .   |
| 57        | Jayson Ademilola     | 6-2   | 1       | 3   | 4   | .       | .               | .            | .    | 4   | .       | .  | .    | .   |
| 99        | Rylie Mills          | 6-0   | .       | 3   | 3   | 0.5-3   | .               | .            | .    | .   | .       | .  | .    | .   |
| 5         | Hart, C              | 6-0   | 2       | 1   | 3   | .       | .               | .            | 2    | .   | .       | .  | .    | .   |
| 3E        | Osita Ekwonu         | 6-0   | 2       | 1   | 3   | .       | .               | .            | .    | .   | .       | .  | 1    | .   |
| 1W        | Wallace, K           | 2-0   | 2       | 1   | 3   | 1.0-4   | .               | .            | .    | .   | .       | .  | .    | .   |
| TM        | ,TEAM                | 5-0   | 2       | .   | 2   | 1.0-3   | .               | .            | .    | .   | .       | .  | .    | .   |
| 9E        | Ehrensberger,AI      | 1-0   | 2       | .   | 2   | 2.0-7   | 1.0-6           | .            | .    | .   | .       | .  | .    | .   |
| 65        | Michael Vinson       | 8-0   | .       | 1   | 1   | .       | .               | .            | .    | .   | .       | .  | .    | .   |
| 4         | Kevin Austin         | 2-0   | 1       | .   | 1   | .       | .               | .            | .    | .   | .       | .  | .    | .   |
| 19        | Jay Bramblett        | 8-0   | 1       | .   | 1   | .       | .               | .            | .    | .   | .       | .  | .    | .   |
| 11        | Ben Skowronek        | 6-6   | 1       | .   | 1   | .       | .               | .            | .    | .   | .       | .  | .    | .   |
| Total     |                      | 8     | 305     | 117 | 422 | 67-263  | 21-134          | 5-41         | 34   | 36  | 7-26    | 5  | 2    | .   |
| Opponents |                      | 8     | 373     | 166 | 539 | 43-139  | 13-58           | 1-0          | 16   | 23  | 7-93    | 8  | .    | .   |





## TEAM STATISTICS

|            |                   | Rushing |      |    |    | Receiving |      |    |    | Passing |     |     |      | Kick Returns |    |     |     | Punt Returns |    |     |     | tot |    |      |
|------------|-------------------|---------|------|----|----|-----------|------|----|----|---------|-----|-----|------|--------------|----|-----|-----|--------------|----|-----|-----|-----|----|------|
| Date       | Opponent          | no.     | yds  | td | lg | no.       | yds  | td | lg | cmp     | att | int | yds  | td           | lg | no. | yds | td           | lg | no. | yds | td  | lg | off  |
| Sep 12     | DUKE              | 42      | 178  | 2  | 26 | 19        | 263  | 1  | 75 | 19      | 31  | 1   | 263  | 1            | 75 | 4   | 90  | 0            | 38 | 1   | 3   | 0   | 3  | 441  |
| Sep 19     | SOUTH FLA.        | 45      | 281  | 6  | 31 | 13        | 149  | 0  | 27 | 13      | 21  | 0   | 27   | 1            | 14 | 0   | 14  | 2            | 62 | 1   | 7   |     |    | 430  |
| Oct 10     | FLORIDA ST.       | 42      | 353  | 4  | 65 | 16        | 201  | 2  | 38 | 16      | 25  | 0   | 201  | 2            | 38 | 3   | 90  | 0            | 36 | 1   | -6  | 0   | 0  | 554  |
| Oct 17     | LOUISVILLE        | 49      | 232  | 1  | 24 | 11        | 106  | 0  | 18 | 11      | 19  | 0   | 106  | 0            | 18 | 1   | 22  | 0            | 22 | 0   | 0   | 0   | 0  | 338  |
| 10/24/20   | at Pitt           | 50      | 115  | 2  | 18 | 17        | 319  | 3  | 73 | 17      | 33  | 0   | 319  | 3            | 73 | 1   | 17  | 0            | 17 | 3   | 32  | 1   | 1  | 434  |
| Oct 31     | at Georgia Tech   | 44      | 227  | 3  | 21 | 18        | 199  | 1  | 34 | 18      | 26  | 0   | 199  | 1            | 34 | 2   | 39  | 0            | 20 | 0   | 0   | 0   | 0  | 426  |
| Nov 07     | CLEMSON           | 40      | 208  | 3  | 65 | 22        | 310  | 1  | 53 | 22      | 39  | 0   | 310  | 1            | 53 | 0   | 0   | 0            | 0  | 1   | 5   | 0   | 5  | 518  |
| Nov 14     | at Boston College | 49      | 274  | 3  | 29 | 20        | 283  | 3  | 48 | 20      | 28  | 0   | 283  | 3            | 48 | 4   | 84  | 0            | 22 | 2   | 12  | 0   | 12 | 557  |
| Notre Dame |                   | 361     | 1868 | 24 | 65 | 136       | 1830 | 11 | 75 | 136     | 222 | 1   | 1830 | 11           | 75 | 16  | 356 | 0            | 38 | 10  | 108 | 2   | 12 | 3698 |
|            |                   | 237     | 681  | 7  | 42 | 140       | 1752 | 6  | 55 | 140     | 262 | 5   | 1752 | 6            | 55 | 32  | 566 | 0            | 32 | 9   | 22  | 0   | 13 | 2433 |

Games: 8 • Avg/rush: 5.2 • Avg/catch: 13.5 • Pass effic: 145.95 • KR avg: 22.2 • PR avg: 10.8 • All purpose avg/game: 525.4 • Total offense

|            |                   | Tackles |     |       |          | Sacks    | Fumble | Pass Defense |         |     | blkd | PAT Attempts |       |      | off |     |     |     |
|------------|-------------------|---------|-----|-------|----------|----------|--------|--------------|---------|-----|------|--------------|-------|------|-----|-----|-----|-----|
| Date       | Opponent          | ua      | a   | total | tfl-yds  | no-yds   | ff     | fr-yds       | int-yds | qbh | brup | kick         | kick  | rush | rcv | saf | t/o | pts |
| Sep 1      | DUKE              | 38      | 26  | 64    | 7.0-33   | 3.0-21   | 1      | 2-0          | 0-0     | 9   | 6    | 0            | 3-3   | 0    | 0   | 0   | 7   | 27  |
| Sep 1      | SOUTH FLA.        | 44      | 10  | 54    | 11.0-36  | 2.0-15   | 0      | 0-0          | 0-0     | 8   | 6    | 1            | 7-7   | 0    | 0   | 0   | 0   | 52  |
| Oct 10     | FLORIDA ST.       | 53      | 6   | 59    | 9.0-43   | 4.0-22   | 0      | 0-0          | 1-23    | 6   | 6    | 0            | 6-6   | 0    | 0   | 0   | 0   | 42  |
| Oct 17     | LOUISVILLE        | 35      | 8   | 43    | 8.0-21   | 0.0-0    | 0      | 0-0          | 0-0     | 0   | 2    | 0            | 0-0   | 0    | 0   | 0   | 0   | 12  |
| 10/24/     | at Pitt           | 24      | 16  | 40    | 6.0-27   | 3.0-19   | 1      | 0-0          | 3-16    | 6   | 2    | 1            | 6-6   | 0    | 0   | 0   | 21  | 45  |
| Oct 31     | at Georgia Tech   | 35      | 19  | 54    | 9.0-48   | 5.0-34   | 2      | 1-0          | 0-0     | 2   | 2    | 0            | 4-4   | 0    | 0   | 0   | 7   | 31  |
| Nov 0      | CLEMSON           | 52      | 12  | 64    | 10.0-30  | 2.0-14   | 1      | 3-26         | 0-0     | 4   | 4    | 0            | 5-5   | 0    | 0   | 0   | 10  | 47  |
| Nov 1      | at Boston College | 24      | 20  | 44    | 7.0-25   | 2.0-9    | 0      | 1-0          | 1-2     | 1   | 6    | 0            | 6-6   | 0    | 0   | 0   | 14  | 45  |
| Notre Dame |                   | 305     | 117 | 422   | 67.0-263 | 21.0-134 | 5      | 7-26         | 5-41    | 36  | 34   | 2            | 37-37 | 0    | 0   | 0   | 59  | 301 |
|            |                   | 373     | 166 | 539   | 43.0-139 | 13.0-58  | 8      | 7-93         | 1-0     | 23  | 16   | 0            | 11-11 | 1    | 0   | 0   | 20  | 133 |

| Date       | Opponent          | Punting |      |      |      |      |    |    |     |     |        | Field Goals |      |     | Kickoffs |      |    |    |  |
|------------|-------------------|---------|------|------|------|------|----|----|-----|-----|--------|-------------|------|-----|----------|------|----|----|--|
|            |                   | no.     | yds  | avg  | long | blkd | tb | fc | 50+ | i20 | md-att | long        | blkd | no. | yds      | avg  | tb | ob |  |
| Sep 1      | DUKE              | 6       | 263  | 43.8 | 53   | 0    | 0  | 1  | 2   | 3   | 2-2    | 48          | 0    | 5   | 322      | 64.4 | 3  | 0  |  |
| Sep 1      | SOUTH FLA.        | 2       | 74   | 37.0 | 40   | 0    | 0  | 1  | 0   | 1   | 1-2    | 22          | 0    | 9   | 535      | 59.4 | 1  | 0  |  |
| Oct 10     | FLORIDA ST.       | 3       | 119  | 39.7 | 44   | 0    | 0  | 2  | 0   | 0   | 0-1    | 0           | 0    | 7   | 445      | 63.6 | 3  | 0  |  |
| Oct 17     | LOUISVILLE        | 2       | 83   | 41.5 | 42   | 0    | 0  | 2  | 0   | 0   | 2-2    | 32          | 0    | 4   | 254      | 63.5 | 1  | 0  |  |
| 10/24/     | at Pitt           | 5       | 212  | 42.4 | 49   | 0    | 1  | 1  | 0   | 0   | 1-1    | 21          | 0    | 8   | 415      | 51.9 | 0  | 0  |  |
| Oct 31     | at Georgia Tech   | 3       | 119  | 39.7 | 45   | 0    | 0  | 0  | 0   | 0   | 1-1    | 32          | 0    | 6   | 313      | 52.2 | 2  | 0  |  |
| Nov 0      | CLEMSON           | 3       | 123  | 41.0 | 54   | 0    | 0  | 2  | 1   | 0   | 4-5    | 45          | 0    | 8   | 480      | 60.0 | 1  | 1  |  |
| Nov 1      | at Boston College | 0       | 0    | 0.0  | 0    | 0    | 0  | 0  | 0   | 0   | 1-2    | 23          | 0    | 8   | 400      | 50.0 | 0  | 0  |  |
| Notre Dame |                   | 24      | 993  | 41.4 | 54   | 0    | 1  | 9  | 3   | 4   | 12-16  | 48          | 0    | 55  | 3164     | 57.5 | 11 | 1  |  |
|            |                   | 40      | 1523 | 38.1 | 60   | 2    | 1  | 17 | 6   | 14  | 12-14  | 46          | 0    | 31  | 1928     | 62.2 | 14 | 0  |  |



## OPPONENT STATISTICS

|           |                   | Rushing |      |    |    | Receiving |      |    |    | Passing |     |     |      | Kick Returns |    |     |     | Punt Returns |    |     |     | tot |    |      |
|-----------|-------------------|---------|------|----|----|-----------|------|----|----|---------|-----|-----|------|--------------|----|-----|-----|--------------|----|-----|-----|-----|----|------|
| Date      | Opponent          | no.     | yds  | td | lg | no.       | yds  | td | lg | cmp     | att | int | yds  | td           | lg | no. | yds | td           | lg | no. | yds | td  | lg | off  |
| Sep 12    | DUKE              | 30      | 75   | 1  | 23 | 20        | 259  | 0  | 55 | 20      | 37  | 0   | 259  | 0            | 55 | 2   | 41  | 0            | 25 | 4   | 27  | 0   | 13 | 334  |
| Sep 19    | SOUTH FLA.        | 33      | 106  | 0  | 42 | 12        | 125  | 0  | 36 | 12      | 29  | 0   | 125  | 0            | 36 | 8   | 129 | 0            | 26 | 0   | 0   | 0   | 0  | 231  |
| Oct 10    | FLORIDA ST.       | 40      | 153  | 2  | 33 | 17        | 252  | 1  | 48 | 17      | 31  | 1   | 252  | 1            | 48 | 4   | 66  | 0            | 22 | 0   | 0   | 0   | 0  | 405  |
| Oct 17    | LOUISVILLE        | 23      | 96   | 0  | 28 | 17        | 137  | 1  | 29 | 17      | 22  | 0   | 137  | 1            | 29 | 3   | 68  | 0            | 28 | 0   | 0   | 0   | 0  | 233  |
| 10/24/20  | at Pitt           | 20      | 44   | 0  | 19 | 12        | 118  | 0  | 33 | 12      | 33  | 3   | 118  | 0            | 33 | 4   | 81  | 0            | 32 | 2   | -8  | 0   | 0  | 162  |
| Oct 31    | at Georgia Tech   | 33      | 88   | 1  | 14 | 15        | 150  | 0  | 39 | 15      | 26  | 0   | 150  | 0            | 39 | 1   | 10  | 0            | 10 | 3   | 3   | 0   | 4  | 238  |
| Nov 07    | CLEMSON           | 33      | 34   | 2  | 13 | 29        | 439  | 2  | 53 | 29      | 44  | 0   | 439  | 2            | 53 | 5   | 81  | 0            | 24 | 0   | 0   | 0   | 0  | 473  |
| Nov 14    | at Boston College | 25      | 85   | 1  | 22 | 18        | 272  | 2  | 40 | 18      | 40  | 1   | 272  | 2            | 40 | 5   | 90  | 0            | 25 | 0   | 0   | 0   | 0  | 357  |
| Opponents |                   | 237     | 681  | 7  | 42 | 140       | 1752 | 6  | 55 | 140     | 262 | 5   | 1752 | 6            | 55 | 32  | 566 | 0            | 32 | 9   | 22  | 0   | 13 | 2433 |
|           |                   | 361     | 1868 | 24 | 65 | 136       | 1830 | 11 | 75 | 136     | 222 | 1   | 1830 | 11           | 75 | 16  | 356 | 0            | 38 | 10  | 108 | 2   | 12 | 3698 |

Games: 8 • Avg/rush: 2.9 • Avg/catch: 12.5 • Pass effic: 113.35 • KR avg: 17.7 • PR avg: 2.4 • All purpose avg/game: 382.2 • Total offense :

| Date      | Opponent          | Tackles |     |       |          | Sacks<br>no-yds | Fumble |        | Pass Defense |     |      | blkd<br>kick | PAT Attempts |      |     | off |     |     |
|-----------|-------------------|---------|-----|-------|----------|-----------------|--------|--------|--------------|-----|------|--------------|--------------|------|-----|-----|-----|-----|
|           |                   | ua      | a   | total | tfl-yds  |                 | ff     | fr-yds | int-yds      | qbh | brup |              | kick         | rush | rcv | saf | t/o | pts |
| Sep 1     | DUKE              | 48      | 18  | 66    | 5.0-18   | 3.0-14          | 0      | 0-0    | 1-0          | 2   | 0    | 0            | 1-1          | 0    | 0   | 0   | 0   | 13  |
| Sep 1     | SOUTH FLA.        | 45      | 18  | 63    | 3.0-11   | 0.0-0           | 2      | 0-0    | 0-0          | 1   | 2    | 0            | 0-0          | 0    | 0   | 0   | 0   | 0   |
| Oct 10    | FLORIDA ST.       | 45      | 14  | 59    | 1.0-1    | 0.0-0           | 1      | 2-0    | 0-0          | 3   | 1    | 0            | 2-2          | 0    | 0   | 0   | 10  | 26  |
| Oct 17    | LOUISVILLE        | 49      | 16  | 65    | 6.0-24   | 4.0-21          | 0      | 0-0    | 0-0          | 0   | 4    | 0            | 1-1          | 0    | 0   | 0   | 0   | 7   |
| 10/24/    | at Pitt           | 50      | 28  | 78    | 12.0-37  | 2.0-5           | 1      | 0-0    | 0-0          | 11  | 3    | 0            | 0-0          | 0    | 0   | 0   | 0   | 3   |
| Oct 31    | at Georgia Tech   | 40      | 30  | 70    | 7.0-23   | 2.0-10          | 1      | 1-93   | 0-0          | 1   | 0    | 0            | 1-1          | 0    | 0   | 0   | 7   | 13  |
| Nov 0     | CLEMSON           | 51      | 8   | 59    | 8.0-24   | 2.0-8           | 1      | 1-0    | 0-0          | 4   | 4    | 0            | 4-4          | 0    | 0   | 0   | 0   | 40  |
| Nov 1     | at Boston College | 45      | 34  | 79    | 1.0-1    | 0.0-0           | 2      | 3-0    | 0-0          | 1   | 2    | 0            | 2-2          | 1    | 0   | 0   | 3   | 31  |
| Opponents |                   | 373     | 166 | 539   | 43.0-139 | 13.0-58         | 8      | 7-93   | 1-0          | 23  | 16   | 0            | 11-11        | 1    | 0   | 0   | 20  | 133 |
|           |                   | 305     | 117 | 422   | 67.0-263 | 21.0-134        | 5      | 7-26   | 5-41         | 36  | 34   | 2            | 37-37        | 0    | 0   | 0   | 59  | 301 |

|           |                   | Punting |      |      |      |      |    |    |     |     |        | Field Goals |      |     | Kickoffs |      |    |    |  |
|-----------|-------------------|---------|------|------|------|------|----|----|-----|-----|--------|-------------|------|-----|----------|------|----|----|--|
| Date      | Opponent          | no.     | yds  | avg  | long | blkd | tb | fc | 50+ | i20 | md-att | long        | blkd | no. | yds      | avg  | tb | ob |  |
| Sep 1     | DUKE              | 6       | 274  | 45.7 | 60   | 0    | 0  | 3  | 2   | 4   | 2-2    | 30          | 0    | 4   | 258      | 64.5 | 0  | 0  |  |
| Sep 1     | SOUTH FLA.        | 6       | 144  | 24.0 | 53   | 1    | 0  | 0  | 1   | 0   | 0-0    | 0           | 0    | 1   | 49       | 49.0 | 0  | 0  |  |
| Oct 10    | FLORIDA ST.       | 6       | 264  | 44.0 | 51   | 0    | 0  | 3  | 1   | 2   | 2-2    | 42          | 0    | 6   | 382      | 63.7 | 3  | 0  |  |
| Oct 17    | LOUISVILLE        | 5       | 202  | 40.4 | 51   | 0    | 0  | 2  | 1   | 3   | 0-1    | 0           | 0    | 2   | 118      | 59.0 | 1  | 0  |  |
| 10/24/    | at Pitt           | 8       | 267  | 33.4 | 43   | 1    | 0  | 4  | 0   | 4   | 1-1    | 45          | 0    | 2   | 129      | 64.5 | 1  | 0  |  |
| Oct 31    | at Georgia Tech   | 4       | 165  | 41.2 | 58   | 0    | 1  | 3  | 1   | 0   | 0-1    | 0           | 0    | 2   | 125      | 62.5 | 0  | 0  |  |
| Nov 0     | CLEMSON           | 3       | 125  | 41.7 | 45   | 0    | 0  | 2  | 0   | 1   | 4-4    | 46          | 0    | 8   | 520      | 65.0 | 8  | 0  |  |
| Nov 1     | at Boston College | 2       | 82   | 41.0 | 41   | 0    | 0  | 0  | 0   | 0   | 3-3    | 41          | 0    | 6   | 347      | 57.8 | 1  | 0  |  |
| Opponents |                   | 40      | 1523 | 38.1 | 60   | 2    | 1  | 17 | 6   | 14  | 12-14  | 46          | 0    | 31  | 1928     | 62.2 | 14 | 0  |  |
|           |                   | 24      | 993  | 41.4 | 54   | 0    | 1  | 9  | 3   | 4   | 12-16  | 48          | 0    | 55  | 3164     | 57.5 | 11 | 1  |  |

## Notre Dame Inside Opponent Red-Zone

| Date             | Opponent          | Score | Times | Times | Total |     |      |      | FGs | Failed to score inside RZ |     |     |     |      |     |
|------------------|-------------------|-------|-------|-------|-------|-----|------|------|-----|---------------------------|-----|-----|-----|------|-----|
|                  |                   |       | In RZ | Score | Pts   | TDs | Rush | Pass |     | FGA                       | Dow | Int | Fum | Half | Gam |
| Sep 12, 202      | DUKE              | 27-13 | 4     | 3     | 17    | 2   | 1    | 1    | 1   | 0                         | 0   | 1   | 0   | 0    | 0   |
| Sep 19, 202      | SOUTH FLA.        | 52-0  | 7     | 6     | 38    | 5   | 5    | 0    | 1   | 1                         | 0   | 0   | 0   | 0    | 0   |
| Oct 10, 202      | FLORIDA ST.       | 42-26 | 5     | 4     | 28    | 4   | 2    | 2    | 0   | 0                         | 1   | 0   | 0   | 0    | 0   |
| Oct 17, 202      | LOUISVILLE        | 12-7  | 5     | 3     | 12    | 1   | 1    | 0    | 2   | 0                         | 1   | 0   | 0   | 1    | 0   |
| 10/24/20         | at Pitt           | 45-3  | 5     | 4     | 24    | 3   | 2    | 1    | 1   | 0                         | 0   | 0   | 0   | 1    | 0   |
| Oct 31, 202      | at Georgia Tech   | 31-13 | 7     | 5     | 31    | 4   | 3    | 1    | 1   | 0                         | 0   | 0   | 1   | 1    | 0   |
| Nov 07, 202      | CLEMSON           | 47-40 | 6     | 5     | 27    | 3   | 2    | 1    | 2   | 0                         | 0   | 0   | 1   | 0    | 0   |
| Nov 14, 202      | at Boston College | 45-31 | 8     | 7     | 45    | 6   | 3    | 3    | 1   | 0                         | 0   | 0   | 0   | 1    | 0   |
| Totals           |                   |       | 47    | 37    | 222   | 28  | 19   | 9    | 9   | 1                         | 2   | 1   | 2   | 4    | 0   |
| 37 of 47 (78.7%) |                   |       |       |       |       |     |      |      |     |                           |     |     |     |      |     |

## Opponents Inside Notre Dame Red-Zone

| Date             | Opponent          | Score | Times | Times | Total |     |      |      | FGs | Failed to score inside RZ |     |     |     |      |     |
|------------------|-------------------|-------|-------|-------|-------|-----|------|------|-----|---------------------------|-----|-----|-----|------|-----|
|                  |                   |       | In RZ | Score | Pts   | TDs | Rush | Pass |     | FGA                       | Dow | Int | Fum | Half | Gam |
| Sep 12, 202      | DUKE              | 27-13 | 3     | 3     | 13    | 1   | 1    | 0    | 2   | 0                         | 0   | 0   | 0   | 0    | 0   |
| Sep 19, 202      | SOUTH FLA.        | 52-0  | 1     | 0     | 0     | 0   | 0    | 0    | 0   | 0                         | 1   | 0   | 0   | 0    | 0   |
| Oct 10, 202      | FLORIDA ST.       | 42-26 | 4     | 3     | 16    | 2   | 2    | 0    | 1   | 0                         | 0   | 1   | 0   | 0    | 0   |
| Oct 17, 202      | LOUISVILLE        | 12-7  | 1     | 1     | 7     | 1   | 0    | 1    | 0   | 0                         | 0   | 0   | 0   | 0    | 0   |
| 10/24/20         | at Pitt           | 45-3  | 0     | 0     | 0     | 0   | 0    | 0    | 0   | 0                         | 0   | 0   | 0   | 0    | 0   |
| Oct 31, 202      | at Georgia Tech   | 31-13 | 2     | 1     | 6     | 1   | 1    | 0    | 0   | 1                         | 0   | 0   | 0   | 0    | 0   |
| Nov 07, 202      | CLEMSON           | 47-40 | 5     | 5     | 27    | 3   | 2    | 1    | 2   | 0                         | 0   | 0   | 0   | 0    | 0   |
| Nov 14, 202      | at Boston College | 45-31 | 7     | 6     | 31    | 3   | 1    | 2    | 3   | 0                         | 1   | 0   | 0   | 0    | 0   |
| Totals           |                   |       | 23    | 19    | 100   | 11  | 7    | 4    | 8   | 1                         | 2   | 1   | 0   | 0    | 0   |
| 19 of 23 (82.6%) |                   |       |       |       |       |     |      |      |     |                           |     |     |     |      |     |





## 3rd-Down Conversions

| Date        | Opponent          | Score | Overall |      | 1st Qtr |       | 2nd Qtr |      | 3rd Qtr |       | 4th Qtr |      | Overtime  |
|-------------|-------------------|-------|---------|------|---------|-------|---------|------|---------|-------|---------|------|-----------|
| Sep 12, 202 | DUKE              | 27-13 | 7-16    | 43.8 | 0-3     | 0.0   | 2-4     | 50.0 | 1-4     | 25.0  | 4-5     | 80.0 |           |
| Sep 19, 202 | SOUTH FLA.        | 52-0  | 8-14    | 57.1 | 5-5     | 100.0 | 2-3     | 66.7 | 0-3     | 0.0   | 1-3     | 33.3 |           |
| Oct 10, 202 | FLORIDA ST.       | 42-26 | 2-7     | 28.6 | 0-1     | 0.0   | 1-2     | 50.0 | 1-3     | 33.3  | 0-1     | 0.0  |           |
| Oct 17, 202 | LOUISVILLE        | 12-7  | 8-14    | 57.1 | 2-4     | 50.0  | 1-3     | 33.3 | 2-2     | 100.0 | 3-5     | 60.0 |           |
| 10/24/20    | at Pitt           | 45-3  | 11-18   | 61.1 | 3-4     | 75.0  | 3-5     | 60.0 | 3-4     | 75.0  | 2-5     | 40.0 |           |
| Oct 31, 202 | at Georgia Tech   | 31-13 | 10-15   | 66.7 | 5-5     | 100.0 | 1-3     | 33.3 | 2-3     | 66.7  | 2-4     | 50.0 |           |
| Nov 07, 202 | CLEMSON           | 47-40 | 10-19   | 52.6 | 4-5     | 80.0  | 1-4     | 25.0 | 1-3     | 33.3  | 3-6     | 50.0 | 1-1 100.0 |
| Nov 14, 202 | at Boston College | 45-31 | 4-8     | 50.0 | 0-1     | 0.0   | 2-3     | 66.7 | 0-0     | 0.0   | 2-4     | 50.0 |           |
|             | Notre Dame        |       | 60-11   | 54.1 | 19-28   | 67.9  | 13-27   | 48.1 | 10-22   | 45.5  | 17-33   | 51.5 | 1-1 100.0 |
|             | Opponents         |       | 27-10   | 26.0 | 7-22    | 31.8  | 7-31    | 22.6 | 8-26    | 30.8  | 5-24    | 20.8 | 0-1 0.0   |

## 4th-Down Conversions

| Date        | Opponent          | Score | Overall |       | 1st Qtr |     | 2nd Qtr |       | 3rd Qtr |       | 4th Qtr |       | Overtime |
|-------------|-------------------|-------|---------|-------|---------|-----|---------|-------|---------|-------|---------|-------|----------|
| Sep 12, 202 | DUKE              | 27-13 | 2-2     | 100.0 | 0-0     | 0.0 | 1-1     | 100.0 | 1-1     | 100.0 | 0-0     | 0.0   |          |
| Sep 19, 202 | SOUTH FLA.        | 52-0  | 2-2     | 100.0 | 0-0     | 0.0 | 0-0     | 0.0   | 1-1     | 100.0 | 1-1     | 100.0 |          |
| Oct 10, 202 | FLORIDA ST.       | 42-26 | 0-1     | 0.0   | 0-0     | 0.0 | 0-0     | 0.0   | 0-0     | 0.0   | 0-1     | 0.0   |          |
| Oct 17, 202 | LOUISVILLE        | 12-7  | 0-1     | 0.0   | 0-0     | 0.0 | 0-1     | 0.0   | 0-0     | 0.0   | 0-0     | 0.0   |          |
| 10/24/20    | at Pitt           | 45-3  | 1-1     | 100.0 | 0-0     | 0.0 | 0-0     | 0.0   | 0-0     | 0.0   | 1-1     | 100.0 |          |
| Oct 31, 202 | at Georgia Tech   | 31-13 | 0-0     | 0.0   | 0-0     | 0.0 | 0-0     | 0.0   | 0-0     | 0.0   | 0-0     | 0.0   |          |
| Nov 07, 202 | CLEMSON           | 47-40 | 0-1     | 0.0   | 0-0     | 0.0 | 0-0     | 0.0   | 0-0     | 0.0   | 0-1     | 0.0   | 0-0 0.0  |
| Nov 14, 202 | at Boston College | 45-31 | 2-2     | 100.0 | 0-0     | 0.0 | 1-1     | 100.0 | 0-0     | 0.0   | 1-1     | 100.0 |          |
|             | Notre Dame        |       | 7-10    | 70.0  | 0-0     | 0.0 | 2-3     | 66.7  | 2-2     | 100.0 | 3-5     | 60.0  | 0-0 0.0  |
|             | Opponents         |       | 6-15    | 40.0  | 0-2     | 0.0 | 0-1     | 0.0   | 3-5     | 60.0  | 3-6     | 50.0  | 0-1 0.0  |

## Time of Possession

| Date        | Opponent          | Score | Overall |  | 1st Qtr |  | 2nd Qtr |  | 3rd Qtr |  | 4th Qtr |  | Overtime |
|-------------|-------------------|-------|---------|--|---------|--|---------|--|---------|--|---------|--|----------|
| Sep 12, 202 | DUKE              | 27-13 | 33:24   |  | 4:43    |  | 8:43    |  | 9:59    |  | 9:59    |  |          |
| Sep 19, 202 | SOUTH FLA.        | 52-0  | 32:27   |  | 10:51   |  | 7:48    |  | 5:30    |  | 8:18    |  |          |
| Oct 10, 202 | FLORIDA ST.       | 42-26 | 27:52   |  | 6:07    |  | 6:54    |  | 8:15    |  | 6:36    |  |          |
| Oct 17, 202 | LOUISVILLE        | 12-7  | 36:15   |  | 12:43   |  | 9:14    |  | 3:54    |  | 10:24   |  |          |
| 10/24/20    | at Pitt           | 45-3  | 40:59   |  | 10:31   |  | 8:36    |  | 10:22   |  | 11:30   |  |          |
| Oct 31, 202 | at Georgia Tech   | 31-13 | 36:54   |  | 12:19   |  | 8:14    |  | 6:55    |  | 9:26    |  |          |
| Nov 07, 202 | CLEMSON           | 47-40 | 30:22   |  | 11:08   |  | 7:59    |  | 4:46    |  | 6:29    |  | 0:00     |
| Nov 14, 202 | at Boston College | 45-31 | 34:27   |  | 9:17    |  | 8:08    |  | 4:13    |  | 12:49   |  |          |
|             | Notre Dame        | Total | 272:40  |  | 77:39   |  | 65:36   |  | 53:54   |  | 75:31   |  | 0:00     |
|             |                   | Avg.  | 34:05   |  | 9:42    |  | 8:12    |  | 6:44    |  | 9:26    |  | 0:00     |
|             | Opponents         | Total | 207:20  |  | 42:21   |  | 54:24   |  | 66:06   |  | 44:29   |  | 0:00     |
|             |                   | Avg.  | 25:55   |  | 5:17    |  | 6:48    |  | 8:15    |  | 5:33    |  | 0:00     |



## NOTRE DAME INDIVIDUAL GAME HIGHS

|                     |      |                                                   |
|---------------------|------|---------------------------------------------------|
| Rushes              | 25   | Kyren Williams vs Louisville (Oct 17, 2020)       |
| Yards Rushing       | 185  | Kyren Williams vs Florida St. (Oct 10, 2020)      |
| TD Rushes           | 3    | Ian Book vs South Fla. (Sep 19, 2020)             |
|                     | 3    | Kyren Williams vs Clemson (Nov 07, 2020)          |
| Long Rush           | 65   | Kyren Williams vs Florida St. (Oct 10, 2020)      |
|                     | 65   | Kyren Williams vs Clemson (Nov 07, 2020)          |
| Pass attempts       | 39   | Ian Book vs Clemson (Nov 07, 2020)                |
| Pass completions    | 22   | Ian Book vs Clemson (Nov 07, 2020)                |
| Yards Passing       | 312  | Ian Book at Pitt (10/24/20)                       |
| TD Passes           | 3    | Ian Book at Pitt (10/24/20)                       |
|                     | 3    | Ian Book at Boston College (Nov 14, 2020)         |
| Long Pass           | 75   | Ian Book vs Duke (Sep 12, 2020)                   |
| Receptions          | 5    | Tommy Tremble vs Duke (Sep 12, 2020)              |
|                     | 5    | Javon McKinley vs Florida St. (Oct 10, 2020)      |
|                     | 5    | Michael Mayer at Pitt (10/24/20)                  |
|                     | 5    | Javon McKinley at Georgia Tech (Oct 31, 2020)     |
|                     | 5    | Javon McKinley vs Clemson (Nov 07, 2020)          |
|                     | 5    | Michael Mayer vs Clemson (Nov 07, 2020)           |
|                     | 5    | Ben Skowronek at Boston College (Nov 14, 2020)    |
|                     | 5    | Javon McKinley at Boston College (Nov 14, 2020)   |
| Yards Receiving     | 107  | Javon McKinley vs Florida St. (Oct 10, 2020)      |
|                     | 107  | Ben Skowronek at Pitt (10/24/20)                  |
| TD Receptions       | 3    | Ben Skowronek at Boston College (Nov 14, 2020)    |
| Long Reception      | 75   | Kyren Williams vs Duke (Sep 12, 2020)             |
| Field Goals         | 4    | Jonathan Doerer vs Clemson (Nov 07, 2020)         |
| Long Field Goal     | 48   | Jonathan Doerer vs Duke (Sep 12, 2020)            |
| Punts               | 6    | Jay Bramblett vs Duke (Sep 12, 2020)              |
| Punting Avg         | 43.8 | Jay Bramblett vs Duke (Sep 12, 2020)              |
| Long Punt           | 54   | Jay Bramblett vs Clemson (Nov 07, 2020)           |
| Punts inside 20     | 3    | Jay Bramblett vs Duke (Sep 12, 2020)              |
| Long Punt Return    | 12   | Matt Salerno at Boston College (Nov 14, 2020)     |
| Long Kickoff Return | 38   | Chris Tyree vs Duke (Sep 12, 2020)                |
| Tackles             | 9    | Jer., Owusu-Koramoah vs Duke (Sep 12, 2020)       |
|                     | 9    | Jer., Owusu-Koramoah vs Clemson (Nov 07, 2020)    |
|                     | 9    | Drew White vs Clemson (Nov 07, 2020)              |
|                     | 9    | Shaun Crawford at Boston College (Nov 14, 2020)   |
| Sacks               | 2.0  | Adetokunbo Ogundejí vs Florida St. (Oct 10, 2020) |
|                     | 2.0  | Daelin Hayes at Georgia Tech (Oct 31, 2020)       |
| Tackles For Loss    | 2.5  | Jer., Owusu-Koramoah vs Clemson (Nov 07, 2020)    |
| Interceptions       | 1    | Shaun Crawford vs Florida St. (Oct 10, 2020)      |
|                     | 1    | Nick McCloud at Pitt (10/24/20)                   |
|                     | 1    | Bo Bauer at Pitt (10/24/20)                       |
|                     | 1    | Jer., Owusu-Koramoah at Pitt (10/24/20)           |
|                     | 1    | Jack Kiser at Boston College (Nov 14, 2020)       |

## NOTRE DAME TEAM GAME HIGHS

|                  |      |                                  |
|------------------|------|----------------------------------|
| Rushes           | 50   | at Pitt (10/24/20)               |
| Yards Rushing    | 353  | vs Florida St. (Oct 10, 2020)    |
| Yards Per Rush   | 8.4  | vs Florida St. (Oct 10, 2020)    |
| TD Rushes        | 6    | vs South Fla. (Sep 19, 2020)     |
| Pass attempts    | 39   | vs Clemson (Nov 07, 2020)        |
| Pass completions | 22   | vs Clemson (Nov 07, 2020)        |
| Yards Passing    | 319  | at Pitt (10/24/20)               |
| Yards Per Pass   | 10.5 | at Boston College (Nov 14, 2020) |
| TD Passes        | 3    | at Pitt (10/24/20)               |
|                  | 3    | at Boston College (Nov 14, 2020) |
| Total Plays      | 83   | at Pitt (10/24/20)               |
| Total Offense    | 561  | at Boston College (Nov 14, 2020) |
| Yards Per Play   | 8.3  | vs Florida St. (Oct 10, 2020)    |
| Points           | 52   | vs South Fla. (Sep 19, 2020)     |
| Sacks By         | 5    | at Georgia Tech (Oct 31, 2020)   |
| First Downs      | 29   | at Boston College (Nov 14, 2020) |
| Penalties        | 8    | at Boston College (Nov 14, 2020) |
| Penalty Yards    | 69   | at Boston College (Nov 14, 2020) |
| Turnovers        | 3    | at Boston College (Nov 14, 2020) |
| Interceptions By | 3    | at Pitt (10/24/20)               |
| Punts            | 6    | vs Duke (Sep 12, 2020)           |
| Punting Avg      | 43.8 | vs Duke (Sep 12, 2020)           |
| Long Punt        | 54   | vs Clemson (Nov 07, 2020)        |
| Punts inside 20  | 3    | vs Duke (Sep 12, 2020)           |
| Long Punt Return | 12   | at Boston College (Nov 14, 2020) |

## OPPONENT INDIVIDUAL GAME HIGHS

|                     |      |                                                 |
|---------------------|------|-------------------------------------------------|
| Rushes              | 19   | Travis, Jordan, vs Florida St. (Oct 10, 2020)   |
| Yards Rushing       | 96   | Travis, Jordan, vs Florida St. (Oct 10, 2020)   |
| TD Rushes           | 1    | Brice, C., vs Duke (Sep 12, 2020)               |
|                     | 1    | Webb, La'Damian, vs Florida St. (Oct 10, 2020)  |
|                     | 1    | Travis, Jordan, vs Florida St. (Oct 10, 2020)   |
|                     | 1    | Mason, J., at Georgia Tech (Oct 31, 2020)       |
|                     | 1    | Etienne, Travis, vs Clemson (Nov 07, 2020)      |
|                     | 1    | Uiagalelei, D.J., vs Clemson (Nov 07, 2020)     |
|                     | 1    | Bailey, D., at Boston College (Nov 14, 2020)    |
| Long Rush           | 42   | Ford, Johnny, vs South Fla. (Sep 19, 2020)      |
| Pass attempts       | 44   | Uiagalelei, D.J., vs Clemson (Nov 07, 2020)     |
| Pass completions    | 29   | Uiagalelei, D.J., vs Clemson (Nov 07, 2020)     |
| Yards Passing       | 439  | Uiagalelei, D.J., vs Clemson (Nov 07, 2020)     |
| TD Passes           | 2    | Uiagalelei, D.J., vs Clemson (Nov 07, 2020)     |
|                     | 2    | Jurkovec, P., at Boston College (Nov 14, 2020)  |
| Long Pass           | 55   | Brice, C., vs Duke (Sep 12, 2020)               |
| Receptions          | 9    | Terry, Tamorrion, vs Florida St. (Oct 10, 2020) |
| Yards Receiving     | 161  | Powell, Cornell, vs Clemson (Nov 07, 2020)      |
| TD Receptions       | 1    | Terry, Tamorrion, vs Florida St. (Oct 10, 2020) |
|                     | 1    | Ford, Marshon, vs Louisville (Oct 17, 2020)     |
|                     | 1    | Powell, Cornell, vs Clemson (Nov 07, 2020)      |
|                     | 1    | Allen, Davis, vs Clemson (Nov 07, 2020)         |
|                     | 1    | Flowers, Z., at Boston College (Nov 14, 2020)   |
|                     | 1    | Long, H., at Boston College (Nov 14, 2020)      |
| Long Reception      | 55   | Pancel, E., vs Duke (Sep 12, 2020)              |
| Field Goals         | 4    | Potter, B.T., vs Clemson (Nov 07, 2020)         |
| Long Field Goal     | 46   | Potter, B.T., vs Clemson (Nov 07, 2020)         |
| Punts               | 7    | Christodoulou, at Pitt (10/24/20)               |
| Punting Avg         | 45.7 | Wilson, P., vs Duke (Sep 12, 2020)              |
| Long Punt           | 60   | Wilson, P., vs Duke (Sep 12, 2020)              |
| Punts inside 20     | 4    | Wilson, P., vs Duke (Sep 12, 2020)              |
|                     | 4    | Christodoulou, at Pitt (10/24/20)               |
| Long Punt Return    | 13   | Blackwell, J., vs Duke (Sep 12, 2020)           |
| Long Kickoff Return | 32   | Turner, D., at Pitt (10/24/20)                  |
| Tackles             | 16   | McDuffie, I., at Boston College (Nov 14, 2020)  |
| Sacks               | 2.0  | Montgomery, Mont, vs Louisville (Oct 17, 2020)  |
| Tackles For Loss    | 4.0  | Dennis, S., at Pitt (10/24/20)                  |
| Interceptions       | 1    | Young Iv, L., vs Duke (Sep 12, 2020)            |

## OPPONENT TEAM GAME HIGHS

|                  |      |                                  |
|------------------|------|----------------------------------|
| Rushes           | 40   | vs Florida St. (Oct 10, 2020)    |
| Yards Rushing    | 153  | vs Florida St. (Oct 10, 2020)    |
| Yards Per Rush   | 4.2  | vs Louisville (Oct 17, 2020)     |
| TD Rushes        | 2    | vs Florida St. (Oct 10, 2020)    |
|                  | 2    | vs Clemson (Nov 07, 2020)        |
| Pass attempts    | 44   | vs Clemson (Nov 07, 2020)        |
| Pass completions | 29   | vs Clemson (Nov 07, 2020)        |
| Yards Passing    | 439  | vs Clemson (Nov 07, 2020)        |
| Yards Per Pass   | 10.0 | vs Clemson (Nov 07, 2020)        |
| TD Passes        | 2    | vs Clemson (Nov 07, 2020)        |
|                  | 2    | at Boston College (Nov 14, 2020) |
| Total Plays      | 77   | vs Clemson (Nov 07, 2020)        |
| Total Offense    | 473  | vs Clemson (Nov 07, 2020)        |
| Yards Per Play   | 6.1  | vs Clemson (Nov 07, 2020)        |
| Points           | 40   | vs Clemson (Nov 07, 2020)        |
| Sacks By         | 4    | vs Louisville (Oct 17, 2020)     |
| First Downs      | 22   | vs Clemson (Nov 07, 2020)        |
|                  | 22   | at Boston College (Nov 14, 2020) |
| Penalties        | 12   | at Pitt (10/24/20)               |
| Penalty Yards    | 93   | at Pitt (10/24/20)               |
| Turnovers        | 3    | at Pitt (10/24/20)               |
|                  | 3    | vs Clemson (Nov 07, 2020)        |
| Interceptions By | 1    | vs Duke (Sep 12, 2020)           |
| Punts            | 8    | at Pitt (10/24/20)               |
| Punting Avg      | 45.7 | vs Duke (Sep 12, 2020)           |
| Long Punt        | 60   | vs Duke (Sep 12, 2020)           |
| Punts inside 20  | 4    | vs Duke (Sep 12, 2020)           |
|                  | 4    | at Pitt (10/24/20)               |
| Long Punt Return | 13   | vs Duke (Sep 12, 2020)           |



| ## | PLAYER           | GP-GS | DU    | USF   | FSU   | UL    | UP    | GT    | CU    | BC    |
|----|------------------|-------|-------|-------|-------|-------|-------|-------|-------|-------|
| 22 | Abdur-Rahman, K  | 1/-   | ...   | XXX   | ...   | ...   | ...   | ...   | ...   | ...   |
| 5A | Ademilola, Ja    | 6/2   | XXX   | ...   | START | START | XXX   | XXX   | XXX   | ...   |
| 1A | Ademilola, Ju    | 8/-   | XXX   | XXX   | XXX   | XXX   | XXX   | XXX   | XXX   | XXX   |
| 2A | Ajavon, L        | 3/-   | ...   | ...   | XXX   | ...   | XXX   | XXX   | ...   | ...   |
| 8  | Armstrong, J     | 8/-   | XXX   | XXX   | XXX   | XXX   | XXX   | XXX   | XXX   | XXX   |
| 4  | Austin, K        | 2/-   | ...   | ...   | XXX   | XXX   | ...   | ...   | ...   | ...   |
| 69 | Banks, A         | 8/8   | START | START | START | START | START | START | START | START |
| 5B | Bauer, B         | 8/-   | XXX   | XXX   | XXX   | XXX   | XXX   | XXX   | XXX   | XXX   |
| 84 | Bauman, K        | 2/-   | ...   | XXX   | ...   | ...   | XXX   | ...   | ...   | ...   |
| 2B | Bertrand, J      | 8/-   | XXX   | XXX   | XXX   | XXX   | XXX   | XXX   | XXX   | XXX   |
| 12 | Book, I          | 8/8   | START | START | START | START | START | START | START | START |
| 1J | Botelho, J       | 7/-   | ...   | XXX   | XXX   | XXX   | XXX   | XXX   | XXX   | XXX   |
| 2T | Bracy, T         | 6/5   | START | ...   | START | START | ...   | START | START | XXX   |
| 19 | Bramblett, J     | 8/-   | XXX   | XXX   | XXX   | XXX   | XXX   | XXX   | XXX   | XXX   |
| 1B | Brown, D         | 8/-   | XXX   | XXX   | XXX   | XXX   | XXX   | XXX   | XXX   | XXX   |
| 14 | Carney, J        | 1/-   | ...   | XXX   | ...   | ...   | ...   | ...   | ...   | ...   |
| 77 | Carroll, Q       | 1/-   | ...   | ...   | ...   | ...   | XXX   | ...   | ...   | ...   |
| 7  | Clark, B         | 1/-   | ...   | ...   | ...   | ...   | XXX   | ...   | ...   | ...   |
| 52 | Correll, Z       | 1/-   | ...   | XXX   | ...   | ...   | ...   | ...   | ...   | ...   |
| 2C | Crawford, S      | 8/8   | START | START | START | START | START | START | START | START |
| 5C | Cross III, H     | 8/-   | XXX   | XXX   | XXX   | XXX   | XXX   | XXX   | XXX   | XXX   |
| 3  | Davis, A         | 8/3   | START | XXX   | XXX   | XXX   | START | XXX   | START | XXX   |
| 56 | Dirksen, J       | 5/-   | XXX   | XXX   | ...   | ...   | XXX   | XXX   | XXX   | ...   |
| 39 | Doerer, J        | 8/-   | XXX   | XXX   | XXX   | XXX   | XXX   | XXX   | XXX   | XXX   |
| 9E | Ehrensberger, Al | 1/-   | ...   | XXX   | ...   | ...   | ...   | ...   | ...   | ...   |
| 74 | Eichenburg, L    | 8/8   | START | START | START | START | START | START | START | START |
| 3E | Ekwonu, O        | 6/-   | ...   | XXX   | XXX   | XXX   | XXX   | XXX   | ...   | XXX   |
| 20 | Flemister, C     | 7/-   | ...   | XXX   | XXX   | XXX   | XXX   | XXX   | XXX   | XXX   |
| 7F | Foskey, I        | 8/-   | XXX   | XXX   | XXX   | XXX   | XXX   | XXX   | XXX   | XXX   |
| 5F | Franklin, J      | 2/-   | XXX   | XXX   | ...   | ...   | ...   | ...   | ...   | ...   |
| 76 | Gibbons, D       | 8/-   | XXX   | XXX   | XXX   | XXX   | XXX   | XXX   | XXX   | XXX   |
| 38 | Goepferich, D    | 1/-   | ...   | XXX   | ...   | ...   | ...   | ...   | ...   | ...   |
| 50 | Gregory, R       | 1/-   | ...   | XXX   | ...   | ...   | ...   | ...   | ...   | ...   |
| 3G | Griffith, H      | 8/2   | XXX   | START | START | XXX   | XXX   | XXX   | XXX   | XXX   |
| 61 | Grunhard, C      | 1/-   | ...   | XXX   | ...   | ...   | ...   | ...   | ...   | ...   |
| 72 | Hainsey, R       | 8/8   | START | START | START | START | START | START | START | START |
| 1H | Hamilton, K      | 7/7   | START | ...   | START | START | START | START | START | START |
| 5  | Hart, C          | 6/-   | XXX   | XXX   | ...   | XXX   | XXX   | XXX   | ...   | XXX   |
| 9H | Hayes, D         | 8/8   | START | START | START | START | START | START | START | START |
| 1R | Henderson, R     | 4/-   | ...   | XXX   | XXX   | XXX   | XXX   | ...   | ...   | ...   |
| 41 | Hinish, K        | 8/8   | START | START | START | START | START | START | START | START |
| 15 | Johnson, J       | 2/-   | ...   | XXX   | ...   | ...   | ...   | ...   | ...   | XXX   |
| 92 | Keanaaina, A     | 1/-   | ...   | XXX   | ...   | ...   | ...   | ...   | ...   | ...   |
| 13 | Keys III, L      | 6/-   | XXX   | ...   | XXX   | ...   | XXX   | XXX   | XXX   | XXX   |
| 2K | Kiser, J         | 7/1   | XXX   | START | ...   | XXX   | XXX   | XXX   | XXX   | XXX   |
| 78 | Kraemer, T       | 8/8   | START | START | START | START | START | START | START | START |
| 73 | Kristofic, A     | 3/-   | ...   | XXX   | ...   | ...   | XXX   | ...   | ...   | XXX   |





| ## | PLAYER         | GP-GS | DU    | USF   | FSU   | UL    | UP    | GT    | CU    | BC    |
|----|----------------|-------|-------|-------|-------|-------|-------|-------|-------|-------|
| 5L | Lacey, J       | 8/-   | XXX   | XXX   | XXX   | XXX   | XXX   | XXX   | XXX   | XXX   |
| 3L | Lamb, J        | 8/-   | XXX   | XXX   | XXX   | XXX   | XXX   | XXX   | XXX   | XXX   |
| 0  | Lenzy, B       | 4/1   | ...   | XXX   | START | XXX   | XXX   | ...   | ...   | ...   |
| 2L | Lewis, C       | 8/3   | XXX   | START | XXX   | XXX   | START | XXX   | XXX   | START |
| 35 | Liufau, M      | 6/1   | START | ...   | XXX   | XXX   | XXX   | XXX   | ...   | XXX   |
| 75 | Lugg, J        | 6/-   | ...   | XXX   | XXX   | XXX   | ...   | XXX   | XXX   | XXX   |
| 87 | Mayer, M       | 8/2   | XXX   | START | XXX   | XXX   | XXX   | XXX   | START | XXX   |
| 4M | McCloud, N     | 8/7   | START | START | XXX   | START | START | START | START | START |
| 88 | McKinley, J    | 8/8   | START | START | START | START | START | START | START | START |
| 99 | Mills, R       | 6/-   | ...   | XXX   | ...   | XXX   | XXX   | XXX   | XXX   | XXX   |
| 1M | Moala, P       | 3/-   | XXX   | XXX   | XXX   | ...   | ...   | ...   | ...   | ...   |
| 21 | Offord, C      | 2/-   | ...   | XXX   | XXX   | ...   | ...   | ...   | ...   | ...   |
| 20 | Oghoufo, O     | 7/-   | XXX   | ...   | XXX   | XXX   | XXX   | XXX   | XXX   | XXX   |
| 91 | Ogundej, A     | 8/8   | START | START | START | START | START | START | START | START |
| 60 | Owusu-Koramoah | 8/8   | START | START | START | START | START | START | START | START |
| 55 | Patterson, J   | 8/8   | START | START | START | START | START | START | START | START |
| 44 | Peitsch, A     | 1/-   | ...   | XXX   | ...   | ...   | ...   | ...   | ...   | ...   |
| 1P | Pryor, I       | 8/-   | XXX   | XXX   | XXX   | XXX   | XXX   | XXX   | XXX   | XXX   |
| 10 | Pyne, D        | 2/-   | ...   | XXX   | ...   | ...   | XXX   | ...   | ...   | ...   |
| 30 | Rittman, J     | 1/-   | ...   | XXX   | ...   | ...   | ...   | ...   | ...   | ...   |
| 1I | Rutherford, I  | 2/-   | ...   | XXX   | ...   | ...   | XXX   | ...   | ...   | ...   |
| 32 | Salerno, M     | 7/-   | ...   | XXX   | XXX   | XXX   | XXX   | XXX   | XXX   | XXX   |
| 33 | Simon, S       | 7/6   | XXX   | ...   | START | START | START | START | START | START |
| 11 | Skowronek, B   | 7/6   | START | ...   | XXX   | START | START | START | START | START |
| 34 | Smith, J       | 1/-   | XXX   | ...   | ...   | ...   | ...   | ...   | ...   | ...   |
| 95 | Tagovailoa, M  | 7/6   | START | START | ...   | XXX   | START | START | START | START |
| 85 | Takacs, G      | 7/-   | XXX   | XXX   | XXX   | ...   | XXX   | XXX   | XXX   | XXX   |
| 24 | Tremble, T     | 8/7   | START | START | START | START | START | START | XXX   | START |
| 25 | Tyree, C       | 8/-   | XXX   | XXX   | XXX   | XXX   | XXX   | XXX   | XXX   | XXX   |
| 3V | Velotta, C     | 1/-   | ...   | XXX   | ...   | ...   | ...   | ...   | ...   | ...   |
| 65 | Vinson, M      | 8/-   | XXX   | XXX   | XXX   | XXX   | XXX   | XXX   | XXX   | XXX   |
| 1W | Wallace, K     | 2/-   | ...   | XXX   | ...   | ...   | ...   | XXX   | ...   | ...   |
| 82 | Watts, X       | 2/-   | ...   | XXX   | XXX   | ...   | ...   | ...   | ...   | ...   |
| 40 | White, D       | 8/8   | START | START | START | START | START | START | START | START |
| 18 | Wilkins, J     | 8/-   | XXX   | XXX   | XXX   | XXX   | XXX   | XXX   | XXX   | XXX   |
| 23 | Williams, K    | 8/8   | START | START | START | START | START | START | START | START |
| 89 | Wright, B      | 8/5   | XXX   | START | START | START | XXX   | START | XXX   | START |



## JAYSON ADEMIOLA #57

Defensive Line | 6-3 | 279 | Junior

Jackson, NJ | St. Peter's Prep

### ADEMIOLA'S CAREER STATS

| TACKLES | g  | ua | a  | total | tfl    | pd | ff | fr | blk | qbh |
|---------|----|----|----|-------|--------|----|----|----|-----|-----|
| 2018    | 12 | 11 | 8  | 19    | 1.5-5  | 0  | 0  | 0  | 0   | 1   |
| 2019    | 11 | 9  | 16 | 25    | 4.0-12 | 1  | 0  | 0  | 0   | 2   |
| 2020    | 6  | 1  | 3  | 4     | 0.0-0  | 0  | 0  | 0  | 0   | 4   |
| TOTAL   | 29 | 21 | 27 | 48    | 5.5-17 | 1  | 0  | 0  | 0   | 7   |

### ADEMIOLA'S SEASON HIGHS

Tackles: 1 (4x), MR vs Clemson

Tackles-for-Loss: N/A

Sacks: N/A

Forced Fumbles: N/A

Fumble Recoveries: N/A

### ADEMIOLA'S CAREER HIGHS

Tackles: 5, at Duke (2019)

Tackles-for-Loss: 1.0 (3x), MR vs. Navy (2019)

Sacks: N/A

Forced Fumbles: N/A

Fumble Recoveries: N/A



## JUSTIN ADEMIOLA #19

Defensive Line | 6-1 3/4 | 248 | Junior

Jackson, NJ | St. Peter's Prep

### ADEMIOLA'S CAREER STATS

| TACKLES | g  | ua | a  | total | tfl   | pd | ff | fr | blk | qbh |
|---------|----|----|----|-------|-------|----|----|----|-----|-----|
| 2018    | 4  | 6  | 3  | 9     | 0.0-0 | 0  | 0  | 0  | 0   | 0   |
| 2019    | 8  | 6  | 3  | 9     | 1.0-2 | 0  | 0  | 0  | 0   | 0   |
| 2020    | 8  | 6  | 4  | 10    | 1.0-2 | 0  | 0  | 0  | 0   | 0   |
| TOTAL   | 20 | 18 | 10 | 28    | 2.0-4 | 0  | 0  | 0  | 0   | 0   |

### ADEMIOLA'S SEASON HIGHS

Tackles: 4, at Pitt

Tackles-for-Loss: 1.0, at Pitt

Sacks: N/A

Forced Fumbles: N/A

Fumble Recoveries: N/A

### ADEMIOLA'S CAREER HIGHS

Tackles: 4 (2x), MR at Pitt (2020)

Tackles-for-Loss: 1.0 (2x), MR at Pitt (2020)

Sacks: N/A

Forced Fumbles: N/A

Fumble Recoveries: N/A



## JAFAR ARMSTRONG #8

Running Back | 6-0 3/4 | 220 | Senior

Lee's Summit, MO | Bishop Miege

### ARMSTRONG'S CAREER STATS

| RUSHING | g  | att | yards | td | long | avg/c | avg/g |
|---------|----|-----|-------|----|------|-------|-------|
| 2018    | 10 | 72  | 383   | 7  | 42   | 5.3   | 38.3  |
| 2019    | 9  | 46  | 122   | 1  | 28   | 2.7   | 13.6  |
| 2020    | 8  | 17  | 8     | 1  | 9    | 0.5   | 1.0   |
| TOTAL   | 27 | 135 | 513   | 9  | 42   | 3.8   | 19.0  |

| TOTAL OFFENSE | g  | rush | pass | total | avg/g |
|---------------|----|------|------|-------|-------|
| 2018          | 10 | 383  | 0    | 383   | 38.3  |
| 2019          | 9  | 122  | 0    | 122   | 13.6  |
| 2020          | 8  | 8    | 0    | 8     | 1.0   |
| TOTAL         | 27 | 513  | 0    | 513   | 19.0  |

| RECEIVING | g  | rec | yards | td | long | rec/g | avg/c | avg/g |
|-----------|----|-----|-------|----|------|-------|-------|-------|
| 2018      | 10 | 14  | 159   | 0  | 27   | 1.4   | 11.4  | 15.9  |
| 2019      | 9  | 13  | 97    | 0  | 26   | 1.4   | 7.5   | 10.8  |
| 2020      | 8  | 3   | 38    | 0  | 20   | 0.4   | 12.7  | 4.8   |
| TOTAL     | 27 | 30  | 294   | 0  | 27   | 1.1   | 9.8   | 10.9  |

| SCORING | g  | td | rush | rcv | ret | pat | 2pat | fg | total | avg/g |
|---------|----|----|------|-----|-----|-----|------|----|-------|-------|
| 2018    | 10 | 7  | 7    | 0   | 0   | 0   | 0    | 0  | 42    | 4.2   |
| 2019    | 9  | 1  | 1    | 0   | 0   | 0   | 0    | 0  | 6     | 0.7   |
| 2020    | 8  | 1  | 1    | 0   | 0   | 0   | 0    | 0  | 6     | 0.8   |
| TOTAL   | 27 | 9  | 9    | 0   | 0   | 0   | 0    | 0  | 54    | 2.0   |

### ARMSTRONG, CONT.

### ARMSTRONG'S SEASON HIGHS

Rushes: 8, at Pitt

Rushing Yards: 7, vs. USF

Longest Rush: 9, at Pitt

Rushing TDs: 1, vs. USF

Receptions: 2, vs. Duke

Receiving Yards: 20, vs. Duke

Longest Reception: 20, vs. Duke

### ARMSTRONG'S CAREER HIGHS

Rushes: 19, vs. Virginia Tech (2019)

Rushing Yards: 98, at Wake Forest (2018)

Longest Rush: 42, vs. Ball State (2018)

Rushing TDs: 2, vs. Michigan (2018)

Receptions: 5, at Navy (2018)

Receiving Yards: 64, at Navy (2018)

Longest Reception: 27 (2x), MR at Navy (2018)



## KEVIN AUSTIN JR. #4

Wide Receiver | 6-2 | 215 | Junior

Ft. Lauderdale, FL | North Broward Prep

### AUSTIN JR'S CAREER STATS

| RECEIVING | g  | rec | yards | td | long | rec/g | avg/c | avg/g |
|-----------|----|-----|-------|----|------|-------|-------|-------|
| 2018      | 11 | 5   | 90    | 0  | 38   | 0.5   | 18.0  | 8.2   |
| 2020      | 2  | 1   | 18    | 0  | 18   | 0.5   | 18.0  | 9.0   |
| TOTAL     | 13 | 6   | 108   | 0  | 38   | 0.5   | 18.0  | 8.3   |

### AUSTIN JR'S SEASON HIGHS

Receptions: 1, vs. Louisville

Receiving Yards: 18, vs. Louisville

Longest Reception: 18, vs. Louisville

Receiving TDs: N/A

### AUSTIN JR'S CAREER HIGHS

Receptions: 2, vs. Wake Forest (2018)

Receiving Yards: 38, at Navy (2018)

Longest Reception: 38, at Navy (2018)

Receiving TDs: N/A



## BO BAUER #52

Linebacker | 6-2 | 297 | Junior

Harborcreek, PA | Cathedral Prep

### BAUER'S CAREER STATS

| TACKLES | g  | ua | a  | total | tfl    | pd | ff | fr | blk | qbh |
|---------|----|----|----|-------|--------|----|----|----|-----|-----|
| 2018    | 13 | 7  | 3  | 10    | 0.0-0  | 0  | 0  | 0  | 0   | 0   |
| 2019    | 13 | 18 | 10 | 28    | 2.0-4  | 0  | 0  | 0  | 1   | 0   |
| 2020    | 8  | 9  | 7  | 16    | 2.5-11 | 2  | 0  | 0  | 0   | 3   |
| TOTAL   | 34 | 34 | 20 | 54    | 4.5-15 | 2  | 0  | 0  | 1   | 3   |

| SACKS | g  | ua | a | total | yards |
|-------|----|----|---|-------|-------|
| 2018  | 13 | 0  | 0 | 0.0   | 0     |
| 2019  | 13 | 0  | 0 | 0.0   | 0     |
| 2020  | 8  | 1  | 0 | 1.0   | 7     |
| TOTAL | 34 | 1  | 0 | 1.0   | 7     |

| INTERCEPTIONS | g  | no. | yards | td | long | avg/r | avg/g |
|---------------|----|-----|-------|----|------|-------|-------|
| 2018          | 13 | 0   | 0     | 0  | 0    | 0.0   | 0.0   |
| 2019          | 13 | 0   | 0     | 0  | 0    | 0.0   | 0.0   |
| 2020          | 8  | 1   | 16    | 0  | 16   | 16.0  | 2.0   |
| TOTAL         | 34 | 1   | 16    | 0  | 16   | 16.0  | 0.5   |

### BAUER'S SEASON HIGHS

Tackles: 4 (2x), MR vs. Louisville

Tackles-for-Loss: 2.0, vs. Florida State

Sacks: 1.0, vs. Florida State

Forced Fumbles: N/A

Fumble Recoveries: N/A

Interceptions: 1, at Pitt

INT Return Yards: 16, at Pitt

### BAUER'S CAREER HIGHS

Tackles: 6, at Wake Forest (2018)

Tackles-for-Loss: 2.0, vs. Florida State (2020)

Sacks: 1.0, vs. Florida State (2020)

Forced Fumbles: N/A

Fumble Recoveries: N/A

Interceptions: 1, at Pitt (2020)

INT Return Yards: 16, at Pitt (2020)



## IAN BOOK

#12

**Quarterback | 6-0 1/8 | 206 | Graduate Student**

El Dorado Hills, CA | Oak Ridge

### BOOK'S CAREER STATS

| RUSHING | g  | att | yards | td | long | avg/c | avg/g |
|---------|----|-----|-------|----|------|-------|-------|
| 2017    | 10 | 37  | 207   | 0  | 43   | 5.6   | 20.7  |
| 2018    | 12 | 95  | 280   | 4  | 23   | 2.9   | 23.3  |
| 2019    | 13 | 112 | 546   | 4  | 53   | 4.9   | 42.0  |
| 2020    | 8  | 75  | 364   | 6  | 20   | 4.9   | 45.5  |
| TOTAL   | 43 | 319 | 1397  | 14 | 53   | 4.4   | 32.5  |

| PASSING | g  | cmp-att-int | yards | td | long | pct  | avg/p | avg/g | effic |
|---------|----|-------------|-------|----|------|------|-------|-------|-------|
| 2017    | 10 | 46-75-4     | 456   | 4  | 55   | 61.3 | 6.1   | 45.6  | 119.3 |
| 2018    | 12 | 214-314-7   | 2628  | 19 | 66   | 68.2 | 8.4   | 219.0 | 154.0 |
| 2019    | 13 | 240-399-6   | 3034  | 34 | 70   | 60.2 | 7.6   | 233.4 | 149.1 |
| 2020    | 8  | 134-216-1   | 1818  | 11 | 75   | 62.0 | 8.4   | 227.2 | 148.6 |
| TOTAL   | 43 | 634-1004-18 | 7936  | 68 | 75   | 63.1 | 7.9   | 184.6 | 148.3 |

| TOTAL OFFENSE | g  | rush | pass | total | avg/g |
|---------------|----|------|------|-------|-------|
| 2017          | 10 | 207  | 456  | 663   | 66.3  |
| 2018          | 12 | 280  | 2628 | 2908  | 242.3 |
| 2019          | 13 | 546  | 3034 | 3580  | 275.4 |
| 2020          | 8  | 364  | 1818 | 2182  | 272.8 |
| TOTAL         | 43 | 1397 | 7936 | 9333  | 217.0 |

### BOOK'S SEASON HIGHS

**Completions:** 22, vs. Clemson  
**Attempts:** 39, vs. Clemson  
**Passing Yards:** 312, at Pitt  
**Longest Pass:** 75, vs. Duke  
**Passing TDs:** 3 (2x), MR at Boston College  
**Rushes:** 14, vs. Clemson  
**Rushing Yards:** 85, at Boston College  
**Longest Rush:** 20, at Boston College  
**Rushing TDs:** 3, vs. USF

### BOOK'S CAREER HIGHS

**Completions:** 29 (2x), MR vs. Virginia Tech (2019)  
**Attempts:** 53, vs. Virginia Tech (2019)  
**Passing Yards:** 360, vs. New Mexico (2019)  
**Longest Pass:** 75, vs. Duke (2020)  
**Passing TDs:** 5 (3x), MR vs. Navy (2019)  
**Rushes:** 17, vs. Clemson (2018)  
**Rushing Yards:** 139, at Duke (2019)  
**Longest Rush:** 53, at Duke (2019)  
**Rushing TDs:** 3 (2x), MR vs. USF



## TARIQ BRACY

#28

**Cornerback | 5-10 1/8 | 180 | Junior**

Milpitas, CA | Milpitas

### BRACY'S CAREER STATS

| TACKLES | g  | ua | a  | total | tfl   | pd | ff | fr | blk | qbh |
|---------|----|----|----|-------|-------|----|----|----|-----|-----|
| 2018    | 12 | 14 | 4  | 18    | 0.0-0 | 0  | 1  | 0  | 0   | 0   |
| 2019    | 12 | 25 | 9  | 34    | 0.0-0 | 7  | 1  | 2  | 0   | 0   |
| 2020    | 6  | 21 | 2  | 23    | 2.0-7 | 3  | 0  | 0  | 0   | 0   |
| TOTAL   | 30 | 60 | 15 | 75    | 2.0-7 | 10 | 2  | 2  | 0   | 0   |

### BRACY'S SEASON HIGHS

**Tackles:** 8, vs. Florida State  
**Forced Fumbles:** N/A  
**Fumble Recoveries:** N/A  
**Interceptions:** N/A  
**INT Return Yards:** N/A  
**Pass Breakups:** 2, vs. Duke

### BRACY'S CAREER HIGHS

**Tackles:** 8, vs. Florida State (2020)  
**Forced Fumbles:** 1 (2x), MR vs. Bowling Green (2019)  
**Fumble Recoveries:** 1 (2x), MR at Duke (2019)  
**Interceptions:** N/A  
**INT Return Yards:** N/A  
**Pass Breakups:** 2 (3x), MR vs. Duke (2020)



## JAY BRAMBLETT

#19

**Punter | 6-1 1/2 | 193 | Sophomore**

Tuscaloosa, AL | Hillcrest

### BRAMBLETT'S CAREER STATS

| RUSHING | g  | att | yards | td | long | avg/c | avg/g |
|---------|----|-----|-------|----|------|-------|-------|
| 2019    | 13 | 0   | 0     | 0  | 0    | 0.0   | 0.0   |
| 2020    | 8  | 2   | 21    | 0  | 14   | 10.5  | 2.6   |
| TOTAL   | 21 | 2   | 21    | 0  | 14   | 10.5  | 1.0   |

| TOTAL OFFENSE | g  | rush | pass | total | avg/g |
|---------------|----|------|------|-------|-------|
| 2019          | 13 | 0    | 0    | 0     | 0.0   |
| 2020          | 8  | 21   | 0    | 21    | 2.6   |
| TOTAL         | 21 | 21   | 0    | 21    | 1.0   |

| ALL PURPOSE | g  | rush | rcv | pr | kr | lr | total | avg/g |
|-------------|----|------|-----|----|----|----|-------|-------|
| 2019        | 13 | 0    | 0   | 0  | 0  | 0  | 0     | 0.0   |
| 2020        | 8  | 21   | 0   | 0  | 0  | 0  | 21    | 2.6   |
| TOTAL       | 21 | 21   | 0   | 0  | 0  | 0  | 21    | 1.0   |

| PUNTING | g  | no. | yards | long | avg  |
|---------|----|-----|-------|------|------|
| 2019    | 13 | 63  | 2485  | 61   | 39.4 |
| 2020    | 8  | 24  | 993   | 54   | 41.4 |
| TOTAL   | 21 | 87  | 3478  | 61   | 40.0 |

### BRAMBLETT'S SEASON HIGHS

**Punts:** 6, vs. Duke  
**Punt Yards:** 263, vs. Duke  
**Long Punt:** 54, vs. Clemson  
**Rushes:** 1 (2x), MR vs. Louisville  
**Rushing Yards:** 14, vs. Duke

### BRAMBLETT'S CAREER HIGHS

**Punts:** 10, at Michigan (2019)  
**Punt Yards:** 423, at Michigan (2019)  
**Long Punt:** 61, at Michigan (2019)  
**Rushes:** 1 (2x), MR vs. Louisville (2020)  
**Rushing Yards:** 14, vs. Duke (2020)



## DJ BROWN

#12

**Safety | 6-0 3/8 | 194 | Junior**

Annapolis, MD | St. John's College

### BROWN'S CAREER STATS

| TACKLES | g  | ua | a | total | tfl   | pd | ff | fr | blk | qbh |
|---------|----|----|---|-------|-------|----|----|----|-----|-----|
| 2018    | 1  | 0  | 0 | 0     | 0.0-0 | 0  | 0  | 0  | 0   | 0   |
| 2019    | 9  | 3  | 4 | 7     | 0.0-0 | 0  | 0  | 0  | 0   | 0   |
| 2020    | 8  | 7  | 0 | 7     | 0.0-0 | 2  | 0  | 0  | 0   | 1   |
| TOTAL   | 18 | 10 | 4 | 14    | 0.0-0 | 2  | 0  | 0  | 0   | 1   |

### BROWN'S SEASON HIGHS

**Tackles:** 2 (2x), MR at Georgia Tech  
**Forced Fumbles:** N/A  
**Fumble Recoveries:** N/A  
**Interceptions:** N/A  
**INT Return Yards:** N/A  
**Pass Breakups:** 1 (2x), MR vs. Florida State

### BROWN'S CAREER HIGHS

**Tackles:** 3, vs. New Mexico (2019)  
**Forced Fumbles:** N/A  
**Fumble Recoveries:** N/A  
**Interceptions:** N/A  
**INT Return Yards:** N/A  
**Pass Breakups:** 1 (2x), MR vs. Florida State (2020)



## SHAUN CRAWFORD

#20

**Safety | 5-9 1/8 | 180 | Graduate Student**

Lakewood, OH | St. Edward

### CRAWFORD'S CAREER STATS

| INTERCEPTIONS | g  | no. | yards | td | long | avg/r | avg/g |
|---------------|----|-----|-------|----|------|-------|-------|
| 2016          | 2  | 1   | 22    | 0  | 22   | 22.0  | 11.0  |
| 2017          | 12 | 2   | 0     | 0  | 0    | 0.0   | 0.0   |
| 2019          | 11 | 1   | 0     | 0  | 0    | 0.0   | 0.0   |
| 2020          | 8  | 1   | 23    | 0  | 23   | 23.0  | 2.9   |
| TOTAL         | 33 | 5   | 45    | 0  | 23   | 9.0   | 1.4   |

| ALL PURPOSE | g  | rush | rcv | pr | kr | ir | total | avg/g |
|-------------|----|------|-----|----|----|----|-------|-------|
| 2016        | 2  | 0    | 0   | 0  | 0  | 22 | 22    | 11.0  |
| 2017        | 12 | 0    | 0   | 0  | 0  | 0  | 0     | 0.0   |
| 2019        | 11 | 0    | 0   | 0  | 0  | 0  | 0     | 0.0   |
| 2020        | 8  | 0    | 0   | 0  | 0  | 23 | 23    | 2.9   |
| TOTAL       | 33 | 0    | 0   | 0  | 0  | 45 | 45    | 1.4   |

| TACKLES | g  | ua | a  | total | tfl    | pd | ff | fr | blk | qbk |
|---------|----|----|----|-------|--------|----|----|----|-----|-----|
| 2016    | 2  | 5  | 1  | 6     | 0.0-0  | 1  | 0  | 0  | 0   | 0   |
| 2017    | 12 | 20 | 12 | 32    | 1.5-10 | 7  | 1  | 2  | 0   | 0   |
| 2019    | 11 | 19 | 9  | 28    | 1.0-9  | 3  | 0  | 0  | 0   | 1   |
| 2020    | 8  | 25 | 9  | 34    | 4.5-25 | 5  | 0  | 1  | 0   | 0   |
| TOTAL   | 33 | 69 | 31 | 100   | 7.0-44 | 16 | 1  | 3  | 0   | 1   |

| SACKS | g  | ua | a | total | yards |
|-------|----|----|---|-------|-------|
| 2016  | 2  | 0  | 0 | 0.0   | 0     |
| 2017  | 12 | 1  | 1 | 1.5   | 10    |
| 2019  | 11 | 0  | 0 | 0.0   | 0     |
| 2020  | 8  | 2  | 0 | 2.0   | 16    |
| TOTAL | 33 | 3  | 1 | 3.5   | 26    |

### CRAWFORD'S SEASON HIGHS

**Tackles:** 9, at Boston College**Forced Fumbles:** N/A**Fumble Recoveries:** 1, vs. Duke**Interceptions:** 1, vs. Florida State**INT Return Yards:** 23, vs. Florida State**Pass Breakups:** 2 (2x), MR vs. Florida State**Tackles-for-Loss:** 1.5, at Boston College**Sacks:** 1.0 (2x), MR at Boston College**Quarterback Hurries:** N/A

### CRAWFORD'S CAREER HIGHS

**Tackles:** 9, at Boston College (2020)**Forced Fumbles:** 1, at Michigan State (2017)**Fumble Recoveries:** 1 (3x), MR vs. Duke (2020)**Interceptions:** 2, vs. Boston College (2017)**INT Return Yards:** 23, vs. Florida State (2020)**Pass Breakups:** 2 (2x), MR vs. Florida State (2020)**Tackles-for-Loss:** 1.5, at Boston College (2020)**Sacks:** 1.0 (3x), MR at Boston College (2020)**Quarterback Hurries:** 1, vs. Iowa State (2019)

## AVERY DAVIS

#3

**Wide Receiver | 5-11 | 202 | Senior**

Cedar Hill, TX | Cedar Hill

### DAVIS' CAREER STATS

| RUSHING | g  | att | yards | td | long | avg/c | avg/g |
|---------|----|-----|-------|----|------|-------|-------|
| 2018    | 9  | 22  | 70    | 0  | 12   | 3.2   | 7.8   |
| 2019    | 11 | 6   | 10    | 0  | 7    | 1.7   | 0.9   |
| 2020    | 8  | 2   | 39    | 0  | 29   | 19.5  | 4.9   |
| TOTAL   | 28 | 30  | 119   | 0  | 29   | 4.0   | 4.2   |

| TOTAL OFFENSE | g  | rush | pass | total | avg/g |
|---------------|----|------|------|-------|-------|
| 2018          | 9  | 70   | 0    | 70    | 7.8   |
| 2019          | 11 | 10   | 0    | 10    | 0.9   |
| 2020          | 8  | 39   | 0    | 39    | 4.9   |
| TOTAL         | 28 | 119  | 0    | 119   | 4.2   |

| RECEIVING | g  | rec | yards | td | long | rec/g | avg/c | avg/g |
|-----------|----|-----|-------|----|------|-------|-------|-------|
| 2018      | 9  | 5   | 30    | 0  | 9    | 0.6   | 6.0   | 3.3   |
| 2019      | 11 | 10  | 124   | 2  | 59   | 0.9   | 12.4  | 11.3  |
| 2020      | 8  | 18  | 277   | 2  | 53   | 2.2   | 15.4  | 34.6  |
| TOTAL     | 28 | 33  | 431   | 4  | 59   | 1.2   | 13.1  | 15.4  |

### DAVIS, CONT.

#### DAVIS' SEASON HIGHS

**Receptions:** 4 (2x), MR vs. Clemson**Receiving Yards:** 78, vs. Clemson**Long Reception:** 53, vs. Clemson**Receiving TDs:** 1 (2x), MR vs. Clemson**Rushes:** 1 (2x), MR at Boston College**Rushing Yards:** 29, at Boston College**Longest Rush:** 29, at Boston College**Rushing TDs:** N/A

#### DAVIS' CAREER HIGHS

**Receptions:** 4 (2x), MR vs. Clemson (2020)**Receiving Yards:** 78, vs. Clemson (2020)**Long Reception:** 59, vs. New Mexico (2019)**Receiving TDs:** 1 (4x), MR vs. Clemson (2020)**Rushes:** 9, at Wake Forest (2018)**Rushing Yards:** 43, at Wake Forest (2018)**Longest Rush:** 12, at Wake Forest (2018)**Rushing TDs:** N/A

## JONATHAN DOERER

#39

**Kicker/Punter | 6-3 | 197 | Senior**

Charlotte, NC | South Mecklenburg

### DOERER'S CAREER STATS

| SCORING | g  | td | rush | rcv | ret | pat | 2pat | fg | total | avg/g |
|---------|----|----|------|-----|-----|-----|------|----|-------|-------|
| 2017    | 7  | 0  | 0    | 0   | 0   | 0   | 0    | 0  | 0     | 0.0   |
| 2018    | 10 | 0  | 0    | 0   | 0   | 5   | 0    | 1  | 8     | 0.8   |
| 2019    | 13 | 0  | 0    | 0   | 0   | 57  | 0    | 17 | 108   | 8.3   |
| 2020    | 8  | 0  | 0    | 0   | 0   | 36  | 0    | 12 | 72    | 9.0   |
| TOTAL   | 38 | 0  | 0    | 0   | 0   | 98  | 0    | 30 | 188   | 4.9   |

| FIELD GOALS | g  | made | att | long | pct   |
|-------------|----|------|-----|------|-------|
| 2017        | 7  | 0    | 0   | 0    | 0.0   |
| 2018        | 10 | 1    | 1   | 30   | 100.0 |
| 2019        | 13 | 17   | 20  | 52   | 85.0  |
| 2020        | 8  | 12   | 16  | 48   | 75.0  |
| TOTAL       | 38 | 30   | 37  | 52   | 81.1  |

| KICKOFFS | g  | no. | yards | avg  |
|----------|----|-----|-------|------|
| 2017     | 7  | 32  | 1957  | 61.2 |
| 2018     | 10 | 56  | 3348  | 59.8 |
| 2019     | 13 | 87  | 5239  | 60.2 |
| 2020     | 8  | 53  | 3048  | 57.5 |
| TOTAL    | 38 | 228 | 13592 | 59.6 |

### DOERER'S SEASON HIGHS

**Field Goals Made:** 4, vs. Clemson**Field Goal Attempts:** 5, vs. Clemson**Longest FG Made:** 48, vs. Duke**PAT Made:** 6 (3x), at Boston College**PAT Attempts:** 6 (3x), at Boston College**Points:** 17, vs. Clemson

### DOERER'S CAREER HIGHS

**Made Field Goals:** 4 (3x), MR vs. Clemson (2020)**Field Goal Attempts:** 5, vs. Clemson (2020)**Longest FG Made:** 52, vs. Southern Cal (2019)**PAT Made:** 7 (2x), MR vs. Navy (2019)**PAT Attempts:** 7 (2x), MR vs. Navy (2019)**Points:** 17, vs. Clemson (2020)



**C'BO FLEMISTER**

#20

**Running Back | 5-11 1/4 | 201 | Junior**

Williamson, GA | Pike County

**FLEMISTER'S CAREER STATS**

| RUSHING | g  | att | yards | td | long | avg/c | avg/g |
|---------|----|-----|-------|----|------|-------|-------|
| 2018    | 2  | 1   | 0     | 0  | 0    | 0.0   | 0.0   |
| 2019    | 9  | 48  | 162   | 5  | 14   | 3.4   | 18.0  |
| 2020    | 7  | 53  | 293   | 5  | 31   | 5.5   | 41.9  |
| TOTAL   | 18 | 102 | 455   | 10 | 31   | 4.5   | 25.3  |

| TOTAL OFFENSE | g  | rush | pass | total | avg/g |
|---------------|----|------|------|-------|-------|
| 2018          | 2  | 0    | 0    | 0     | 0.0   |
| 2019          | 9  | 162  | 0    | 162   | 18.0  |
| 2020          | 7  | 293  | 0    | 293   | 41.9  |
| TOTAL         | 18 | 455  | 0    | 455   | 25.3  |

| RECEIVING | g  | rec | yards | td | long | rec/g | avg/c | avg/g |
|-----------|----|-----|-------|----|------|-------|-------|-------|
| 2018      | 2  | 0   | 0     | 0  | 0    | 0.0   | 0.0   | 0.0   |
| 2019      | 9  | 1   | 13    | 0  | 13   | 0.1   | 13.0  | 1.4   |
| 2020      | 7  | 2   | 36    | 0  | 27   | 0.3   | 18.0  | 5.1   |
| TOTAL     | 18 | 3   | 49    | 0  | 27   | 0.2   | 16.3  | 2.7   |

**FLEMISTER'S SEASON HIGHS**

**Rushes:** 15, at Georgia Tech  
**Rushing Yards:** 127, vs. USF  
**Longest Rush:** 31, vs. USF  
**Rushing TDs:** 2, at Boston College  
**Receptions:** 1 (2x), MR at Boston College  
**Receiving Yards:** 27, at Boston College  
**Long Reception:** 27, at Boston College  
**Receiving TDs:** N/A

**FLEMISTER'S CAREER HIGHS**

**Rushes:** 15, at Georgia Tech (2020)  
**Rushing Yards:** 127, vs. USF (2020)  
**Longest Rush:** 31, vs. USF (2020)  
**Rushing TDs:** 2, at Boston College (2020)  
**Receptions:** 1 (3x), MR at Boston College (2020)  
**Receiving Yards:** 27, at Boston College (2020)  
**Long Reception:** 27, at Boston College (2020)  
**Receiving TDs:** N/A

**ISAIAH FOSKEY**

#7

**Defensive Line | 6-4 7/8 | 257 | Sophomore**

Antioch, CA | De La Salle

**FOSKEY'S CAREER STATS**

| TACKLES | g  | ua | a | total | tfl    | pd | ff | fr | blk | qbh |
|---------|----|----|---|-------|--------|----|----|----|-----|-----|
| 2019    | 4  | 1  | 4 | 5     | 0.0-0  | 0  | 0  | 0  | 1   | 1   |
| 2020    | 8  | 8  | 4 | 12    | 4.0-31 | 1  | 0  | 0  | 1   | 4   |
| TOTAL   | 12 | 9  | 8 | 17    | 4.0-31 | 1  | 0  | 0  | 2   | 5   |

| SACKS | g  | ua | a | total | yards |
|-------|----|----|---|-------|-------|
| 2019  | 4  | 0  | 0 | 0.0   | 0     |
| 2020  | 8  | 3  | 1 | 3.5   | 30    |
| TOTAL | 12 | 3  | 1 | 3.5   | 30    |

**FOSKEY'S SEASON HIGHS**

**Tackles:** 4, vs. Clemson  
**Tackles-for-Loss:** 1.5, vs. Duke  
**Sacks:** 1.0 (3x), MR at Georgia Tech  
**Forced Fumbles:** N/A  
**Fumble Recoveries:** N/A

**FOSKEY'S CAREER HIGHS**

**Tackles:** 4, vs. Clemson (2020)  
**Tackles-for-Loss:** 1.5, vs. Duke (2020)  
**Sacks:** 1.0 (3x), MR at Georgia Tech (2020)  
**Forced Fumbles:** N/A  
**Fumble Recoveries:** N/A

**HOUSTON GRIFFITH**

#3

**Safety | 5-11 3/4 | 204 | Junior**

Chicago, IL | IMG Academy

**GRIFFITH'S CAREER STATS**

| TACKLES | g  | ua | a | total | tfl   | pd | ff | fr | blk | qbh |
|---------|----|----|---|-------|-------|----|----|----|-----|-----|
| 2018    | 11 | 10 | 4 | 14    | 0.0-0 | 2  | 0  | 0  | 0   | 1   |
| 2019    | 13 | 3  | 2 | 5     | 0.0-0 | 1  | 0  | 0  | 0   | 0   |
| 2020    | 8  | 9  | 0 | 9     | 1.0-4 | 0  | 0  | 0  | 0   | 0   |
| TOTAL   | 32 | 22 | 6 | 28    | 1.0-4 | 3  | 0  | 0  | 0   | 1   |

**GRIFFITH'S SEASON HIGHS**

**Tackles:** 5, vs. USF  
**Tackles-for-Loss:** 1.0, vs. USF  
**Forced Fumbles:** N/A  
**Fumble Recoveries:** N/A  
**Interceptions:** N/A  
**INT Return Yards:** N/A  
**Pass Breakups:** N/A  
**Quarterback Hurries:** N/A

**GRIFFITH'S CAREER HIGHS**

**Tackles:** 5, vs. USF (2020)  
**Tackles-for-Loss:** 1.0, vs. USF (2020)  
**Forced Fumbles:** N/A  
**Fumble Recoveries:** N/A  
**Interceptions:** N/A  
**INT Return Yards:** N/A  
**Pass Breakups:** 1, (3x), MR at Duke (2019)  
**Quarterback Hurries:** 1, vs. Syracuse (2018)

**KYLE HAMILTON**

#14

**Safety | 6-4 | 219 | Sophomore**

Atlanta, GA | Marist School

**HAMILTON'S CAREER STATS**

| INTERCEPTIONS | g  | no. | yards | td | long | avg/r | avg/g |
|---------------|----|-----|-------|----|------|-------|-------|
| 2019          | 13 | 4   | 66    | 1  | 34   | 16.5  | 5.1   |
| 2020          | 7  | 0   | 0     | 0  | 0    | 0.0   | 0.0   |
| TOTAL         | 20 | 4   | 66    | 1  | 34   | 16.5  | 3.3   |

| ALL PURPOSE | g  | rush | rcv | pr | kr | ir | total | avg/g |
|-------------|----|------|-----|----|----|----|-------|-------|
| 2019        | 13 | 0    | 0   | 0  | 0  | 66 | 66    | 5.1   |
| 2020        | 7  | 0    | 0   | 0  | 0  | 0  | 0     | 0.0   |
| TOTAL       | 20 | 0    | 0   | 0  | 0  | 66 | 66    | 3.3   |

| TACKLES | g  | ua | a  | total | tfl    | pd | ff | fr | blk | qbh |
|---------|----|----|----|-------|--------|----|----|----|-----|-----|
| 2019    | 13 | 27 | 14 | 41    | 1.0-1  | 10 | 0  | 0  | 0   | 0   |
| 2020    | 7  | 33 | 6  | 39    | 3.5-11 | 4  | 0  | 0  | 0   | 2   |
| TOTAL   | 20 | 60 | 20 | 80    | 4.5-12 | 14 | 0  | 0  | 0   | 2   |

**HAMILTON'S SEASON HIGHS**

**Tackles:** 8 (2x), vs. Clemson  
**Tackles-for-Loss:** 2.0, at Georgia Tech  
**Forced Fumbles:** N/A  
**Fumble Recoveries:** N/A  
**Interceptions:** N/A  
**INT Return Yards:** N/A  
**Pass Breakups:** 1 (4x), MR at Boston College  
**Quarterback Hurries:** 1 (2x), MR vs. Florida State

**HAMILTON'S CAREER HIGHS**

**Tackles:** 8 (3x), MR vs. Clemson (2020)  
**Tackles-for-Loss:** 2.0, at Georgia Tech (2020)  
**Forced Fumbles:** N/A  
**Fumble Recoveries:** N/A  
**Interceptions:** 1 (4x), MR vs. Boston College (2019)  
**INT Return Yards:** 34, vs. New Mexico (2019)  
**Pass Breakups:** 2, at Louisville (2019)  
**Quarterback Hurries:** 1 (2x), MR vs. Florida State (2020)



## CAM HART

#5

**Cornerback | 6-2 1/2 | 207 | Sophomore**

Baltimore, MD | Good Counsel


### HART'S CAREER STATS

| TACKLES | g | ua | a | total | tfl   | pd | ff | fr | blk | qbh |
|---------|---|----|---|-------|-------|----|----|----|-----|-----|
| 2019    | 3 | 0  | 0 | 0     | 0.0-0 | 0  | 0  | 0  | 0   | 0   |
| 2020    | 6 | 2  | 1 | 3     | 0.0-0 | 2  | 0  | 0  | 0   | 0   |
| TOTAL   | 9 | 2  | 1 | 3     | 0.0-0 | 2  | 0  | 0  | 0   | 0   |

### HART'S SEASON HIGHS

**Tackles:** 1 (3x), MR at Georgia Tech**Forced Fumbles:** N/A**Fumble Recoveries:** N/A**Interceptions:** N/A**INT Return Yards:** N/A**Pass Breakups:** 2, vs. USF

### HART'S CAREER HIGHS

**Tackles:** 1 (3x), MR at Georgia Tech (2020)**Forced Fumbles:** N/A**Fumble Recoveries:** N/A**Interceptions:** N/A**INT Return Yards:** N/A**Pass Breakups:** 2, vs. USF (2020)

## KURT HINISH

#41

**Defensive Line | 6-1 3/4 | 296 | Senior**

Pittsburgh, PA | Central Catholic

### HINISH'S CAREER STATS

| TACKLES | g  | ua | a  | total | tfl     | pd | ff | fr | blk | qbh |
|---------|----|----|----|-------|---------|----|----|----|-----|-----|
| 2017    | 12 | 1  | 7  | 8     | 0.5-1   | 0  | 0  | 0  | 0   | 1   |
| 2018    | 13 | 6  | 7  | 13    | 2.0-14  | 0  | 0  | 0  | 0   | 0   |
| 2019    | 13 | 7  | 8  | 15    | 4.5-12  | 0  | 1  | 0  | 0   | 1   |
| 2020    | 8  | 11 | 0  | 11    | 7.0-20  | 0  | 0  | 0  | 0   | 1   |
| TOTAL   | 46 | 25 | 22 | 47    | 14.0-47 | 0  | 1  | 0  | 0   | 3   |

### SACKS

|       | g  | ua | a | total | yards |
|-------|----|----|---|-------|-------|
| 2017  | 12 | 0  | 0 | 0.0   | 0     |
| 2018  | 13 | 1  | 1 | 1.5   | 12    |
| 2019  | 13 | 1  | 2 | 2.0   | 9     |
| 2020  | 8  | 2  | 0 | 2.0   | 6     |
| TOTAL | 46 | 4  | 3 | 5.5   | 27    |

### HINISH'S SEASON HIGHS

**Tackles:** 3, vs. Clemson**Tackles-for-Loss:** 2.0 (2x), MR at Boston College**Sacks:** 1.0 (2x), MR at Boston College**Forced Fumbles:** N/A**Fumble Recoveries:** N/A

### HINISH'S CAREER HIGHS

**Tackles:** 3 (5x), MR vs. Clemson (2020)**Tackles-for-Loss:** 2.0 (2x), MR at Boston College (2020)**Sacks:** 1.5, vs. Syracuse (2018)**Forced Fumbles:** 1, vs. Southern Cal (2019)**Fumble Recoveries:** N/A

## DAELIN HAYES

#9

**Defensive Line | 6-3 3/4 | 258 | Graduate Student**

Belleville, MI | Skyline

### HAYES' CAREER STATS

| TACKLES | g  | ua | a  | total | tfl     | pd | ff | fr | blk | qbh |
|---------|----|----|----|-------|---------|----|----|----|-----|-----|
| 2016    | 12 | 5  | 6  | 11    | 0.0-0   | 1  | 1  | 0  | 0   | 0   |
| 2017    | 13 | 17 | 13 | 30    | 6.5-27  | 1  | 0  | 2  | 0   | 4   |
| 2018    | 12 | 15 | 16 | 31    | 5.0-21  | 1  | 0  | 1  | 0   | 6   |
| 2019    | 4  | 5  | 1  | 6     | 3.0-11  | 0  | 0  | 1  | 0   | 0   |
| 2020    | 8  | 11 | 4  | 15    | 6.0-32  | 0  | 2  | 1  | 0   | 3   |
| TOTAL   | 49 | 53 | 40 | 93    | 20.5-91 | 3  | 3  | 5  | 0   | 13  |

### SACKS

|       | g  | ua | a | total | yards |
|-------|----|----|---|-------|-------|
| 2016  | 12 | 0  | 0 | 0.0   | 0     |
| 2017  | 13 | 3  | 0 | 3.0   | 18    |
| 2018  | 12 | 1  | 2 | 2.0   | 15    |
| 2019  | 4  | 1  | 0 | 1.0   | 7     |
| 2020  | 8  | 3  | 0 | 3.0   | 19    |
| TOTAL | 49 | 8  | 2 | 9.0   | 59    |

### HAYES' SEASON HIGHS

**Tackles:** 5, at Georgia Tech**Tackles-for-Loss:** 2.0 (2x), MR vs. Clemson**Sacks:** 2.0, at Georgia Tech**Forced Fumbles:** 2, at Georgia Tech**Fumble Recoveries:** 1, at Boston College**Quarterback Hurries:** 1 (3x), MR at Georgia Tech

### HAYES' CAREER HIGHS

**Tackles:** 7, at Wake Forest (2018)**Tackles-for-Loss:** 2.0 (4x), MR vs. Clemson (2020)**Sacks:** 2.0, at Georgia Tech (2020)**Forced Fumbles:** 2, at Georgia Tech (2020)**Fumble Recoveries:** 1 (5x), MR at Boston College (2020)**Quarterback Hurries:** 2, vs. Vanderbilt (2018)

## LAWRENCE KEYS III

#13

**Wide Receiver | 5-10 3/8 | 173 | Junior**

New Orleans, LA | McDonogh 35

### KEYS' CAREER STATS

| RUSHING | g  | att | yards | td | long | avg/c | avg/g |
|---------|----|-----|-------|----|------|-------|-------|
| 2019    | 12 | 6   | 45    | 0  | 15   | 7.5   | 3.8   |
| 2020    | 6  | 0   | 0     | 0  | 0    | 0.0   | 0.0   |
| TOTAL   | 18 | 6   | 45    | 0  | 15   | 7.5   | 2.5   |

| RECEIVING | g  | rec | yards | td | long | rec/g | avg/c | avg/g |
|-----------|----|-----|-------|----|------|-------|-------|-------|
| 2019      | 12 | 13  | 134   | 0  | 28   | 1.1   | 10.3  | 11.2  |
| 2020      | 6  | 3   | 30    | 0  | 16   | 0.5   | 10.0  | 5.0   |
| TOTAL     | 18 | 16  | 164   | 0  | 28   | 0.9   | 10.2  | 9.1   |

### PUNT RETURNS

|       | g  | no. | yards | td | long | avg/r | avg/g |
|-------|----|-----|-------|----|------|-------|-------|
| 2019  | 12 | 1   | 6     | 0  | 6    | 6.0   | 0.5   |
| 2020  | 6  | 2   | -3    | 0  | 3    | -1.5  | -0.5  |
| TOTAL | 18 | 3   | 3     | 0  | 6    | 1.0   | 0.2   |

### KEYS' SEASON HIGHS

**Receptions:** 2, at Boston College**Receiving Yards:** 26, at Boston College**Long Reception:** 16, at Boston College**Receiving TDs:** N/A**Rushes:** N/A**Rushing Yards:** N/A**Long Rush:** N/A**Rushing TDs:** N/A**Punt Returns:** 1 (2x), MR vs. Florida State**Punt Return Yards:** 3, vs. Duke**Punt Return TDs:** N/A

### KEYS' CAREER HIGHS

**Receptions:** 3, at Georgia (2019)**Receiving Yards:** 35, at Georgia (2019)**Long Reception:** 28, at Georgia (2019)**Receiving TDs:** N/A**Rushes:** 2 (2x), MR at Duke (2019)**Rushing Yards:** 20, at Duke (2019)**Long Rush:** 15, at Duke (2019)**Rushing TDs:** N/A**Punt Returns:** 1 (3x), MR vs. Florida State (2020)**Punt Return Yards:** 6, vs. Boston College (2019)**Punt Return TDs:** N/A

**JACK  
KISER**

#24

**Linebacker | 6-1 5/8 | 2227 | Sophomore**

Royal Center, IN | Pioneer

**KISER'S CAREER STATS**

| TACKLES | g  | ua | a | total | tfl   | pd | ff | fr | blk | qbh |
|---------|----|----|---|-------|-------|----|----|----|-----|-----|
| 2019    | 4  | 0  | 0 | 0     | 0.0-0 | 0  | 0  | 0  | 0   | 0   |
| 2020    | 7  | 14 | 4 | 18    | 3.0-5 | 1  | 0  | 0  | 0   | 1   |
| TOTAL   | 11 | 14 | 4 | 18    | 3.0-5 | 1  | 0  | 0  | 0   | 1   |

**KISER'S SEASON HIGHS****Tackles:** 8, vs. USF**Tackles-for-Loss:** 2.0, vs. USF**Sacks:** N/A**Forced Fumbles:** N/A**Fumble Recoveries:** N/A**Interceptions:** 1, at Boston College**INT Return Yards:** 2, at Boston College**KISER'S CAREER HIGHS****Tackles:** 8, vs. USF (2020)**Tackles-for-Loss:** 2.0, vs. USF (2020)**Sacks:** N/A**Forced Fumbles:** N/A**Fumble Recoveries:** N/A**Interceptions:** 1, at Boston College (2020)**INT Return Yards:** 2, at Boston College (2020)**CLARENCE  
LEWIS**

#26

**Corner Back | 6-1 | 180 | Freshman**

Edison, NJ | Mater Dei

**LEWIS' CAREER STATS**

| TACKLES | g | ua | a | total | tfl   | pd | ff | fr | blk | qbh |
|---------|---|----|---|-------|-------|----|----|----|-----|-----|
| 2020    | 8 | 13 | 1 | 14    | 1.0-3 | 4  | 0  | 0  | 0   | 0   |
| TOTAL   | 8 | 13 | 1 | 14    | 1.0-3 | 4  | 0  | 0  | 0   | 0   |

**LEWIS' SEASON HIGHS****Tackles:** 5 (2x), MR vs. Clemson**Tackles-for-Loss:** 1.0, vs. USF**Forced Fumbles:** N/A**Fumble Recoveries:** N/A**Interceptions:** N/A**INT Return Yards:** N/A**Pass Breakups:** 3, vs. USF**LEWIS' CAREER HIGHS****Tackles:** 5 (2x), MR vs. Clemson (2020)**Tackles-for-Loss:** 1.0, vs. USF (2020)**Forced Fumbles:** N/A**Fumble Recoveries:** N/A**Interceptions:** N/A**INT Return Yards:** N/A**Pass Breakups:** 3, vs. USF (2020)**JACOB  
LACEY**

#54

**Defensive Line | 6-1 5/8 | 293 | Sophomore**

Bowling Green, KY | South Warren

**LACEY'S CAREER STATS**

| TACKLES | g  | ua | a  | total | tfl   | pd | ff | fr | blk | qbh |
|---------|----|----|----|-------|-------|----|----|----|-----|-----|
| 2019    | 11 | 7  | 7  | 14    | 1.5-3 | 0  | 0  | 0  | 0   | 1   |
| 2020    | 8  | 1  | 3  | 4     | 1.0-2 | 1  | 0  | 0  | 0   | 0   |
| TOTAL   | 19 | 8  | 10 | 18    | 2.5-5 | 1  | 0  | 0  | 0   | 1   |

| SACKS | g  | ua | a | total | yards |
|-------|----|----|---|-------|-------|
| 2019  | 11 | 0  | 1 | 0.5   | 2     |
| 2020  | 8  | 0  | 0 | 0.0   | 0     |
| TOTAL | 19 | 0  | 1 | 0.5   | 2     |

**LACEY'S SEASON HIGHS****Tackles:** 1 (4x), MR at Pitt**Tackles-for-Loss:** 0.5 (2x), MR vs.

USF

**Sacks:** N/A**Forced Fumbles:** N/A**Fumble Recoveries:** N/A**LACEY'S CAREER HIGHS****Tackles:** 4, vs. Navy (2019)**Tackles-for-Loss:** 1.5, vs. Virginia

(2019)

**Sacks:** 0.5, vs. Virginia (2019)**Forced Fumbles:** N/A**Fumble Recoveries:** N/A**BRADEN  
LENZY**

#0

**Wide Receiver | 5-11 3/8 | 181 | Junior**

Tigard, OR | Tigard Senior

**LENZY'S CAREER STATS**

| RUSHING | g  | att | yards | td | long | avg/c | avg/g |
|---------|----|-----|-------|----|------|-------|-------|
| 2018    | 0  | 0   | 0     | 0  | 0    | 0.0   | 0.0   |
| 2019    | 9  | 13  | 200   | 2  | 61   | 15.4  | 22.2  |
| 2020    | 4  | 3   | 8     | 0  | 3    | 2.7   | 2.0   |
| TOTAL   | 13 | 16  | 208   | 2  | 61   | 13.0  | 16.0  |

| TOTAL OFFENSE | g  | rush | pass | total | avg/g |
|---------------|----|------|------|-------|-------|
| 2018          | 0  | 0    | 0    | 0     | 0.0   |
| 2019          | 9  | 200  | 0    | 200   | 22.2  |
| 2020          | 4  | 8    | 0    | 8     | 2.0   |
| TOTAL         | 13 | 208  | 0    | 208   | 16.0  |

| RECEIVING | g  | rec | yards | td | long | rec/g | avg/c | avg/g |
|-----------|----|-----|-------|----|------|-------|-------|-------|
| 2018      | 0  | 0   | 0     | 0  | 0    | 0.0   | 0.0   | 0.0   |
| 2019      | 9  | 11  | 254   | 2  | 70   | 1.2   | 23.1  | 28.2  |
| 2020      | 4  | 6   | 63    | 1  | 22   | 1.5   | 10.5  | 15.8  |
| TOTAL     | 13 | 17  | 317   | 3  | 70   | 1.3   | 18.6  | 24.4  |

**LENZY'S SEASON HIGHS****Receptions:** 3 (2x), MR vs. Florida State**Receiving Yards:** 34, vs. USF**Long Reception:** 22, vs. USF**Receiving TDs:** 1, vs. Florida State**Rushes:** 2, vs. Florida State**Rushing Yards:** 5, vs. Florida State**Long Rush:** 3 (2x), MR vs. Florida State**Rushing TDs:** N/A**LENZY'S CAREER HIGHS****Receptions:** 3 (2x), MR vs. Florida State (2020)**Receiving Yards:** 87, vs. Navy (2019)**Long Reception:** 70, vs. Navy (2019)**Receiving TDs:** 2 (2x), MR vs. Navy (2019)**Rushes:** 4, at Stanford (2019)**Rushing Yards:** 61, vs. Boston College (2019)**Long Rush:** 61, vs. Boston College (2019)**Rushing TDs:** 1 (2x), MR vs. Boston

College (2019)

**JACK  
LAMB**

#31

**Linebacker | 6-3 3/4 | 230 | Junior**

Temecula, CA | Great Oak

**LAMB'S CAREER STATS**

| TACKLES | g  | ua | a | total | tfl    | pd | ff | fr | blk | qbh |
|---------|----|----|---|-------|--------|----|----|----|-----|-----|
| 2018    | 0  | 0  | 0 | 0     | 0.0-0  | 0  | 0  | 0  | 0   | 0   |
| 2019    | 8  | 4  | 3 | 7     | 2.0-11 | 0  | 1  | 1  | 0   | 0   |
| 2020    | 8  | 9  | 2 | 11    | 0.0-0  | 0  | 0  | 0  | 0   | 2   |
| TOTAL   | 16 | 13 | 5 | 18    | 2.0-11 | 0  | 1  | 1  | 0   | 2   |

| SACKS | g  | ua | a | total | yards |
|-------|----|----|---|-------|-------|
| 2018  | 0  | 0  | 0 | 0.0   | 0     |
| 2019  | 8  | 1  | 0 | 1.0   | 7     |
| 2020  | 8  | 0  | 0 | 0.0   | 0     |
| TOTAL | 16 | 1  | 0 | 1.0   | 7     |

**LAMB'S SEASON HIGHS****Tackles:** 4, vs. Clemson**Tackles-for-Loss:** N/A**Sacks:** N/A**Forced Fumbles:** N/A**Fumble Recoveries:** N/A**LAMB'S CAREER HIGHS****Tackles:** 4, vs. Clemson (2020)**Tackles-for-Loss:** 1.0 (2x), MR at

Michigan (2019)

**Sacks:** 1.0, at Michigan (2019)**Forced Fumbles:** 1, at Michigan (2019)**Fumble Recoveries:** 1, at Louisville (2019)



## MARIST LIUFAU #35

Linebacker | 6-2 1/4 | 226 | Sophomore  
Kalhi, HI | Punahou

### LIUFAU'S CAREER STATS


| TACKLES | g  | ua | a | total | tfl   | pd | ff | fr | blk | qbh |
|---------|----|----|---|-------|-------|----|----|----|-----|-----|
| 2019    | 4  | 0  | 0 | 0     | 0.0-0 | 0  | 0  | 0  | 0   | 0   |
| 2020    | 6  | 2  | 3 | 5     | 0.0-0 | 0  | 0  | 0  | 0   | 1   |
| TOTAL   | 10 | 2  | 3 | 5     | 0.0-0 | 0  | 0  | 0  | 0   | 1   |

### LIUFAU'S SEASON HIGHS

**Tackles:** 3, vs. Duke  
**Tackles-for-Loss:** N/A  
**Sacks:** N/A  
**Forced Fumbles:** N/A  
**Fumble Recoveries:** N/A

### LIUFAU'S CAREER HIGHS

**Tackles:** 3, vs. Duke (2020)  
**Tackles-for-Loss:** N/A  
**Sacks:** N/A  
**Forced Fumbles:** N/A  
**Fumble Recoveries:** N/A



## MICHAEL MAYER #87

Tight End | 6-5 | 235 | Freshman  
Independence, KY | Covington Catholic

### MAYER'S CAREER STATS


| RECEIVING | g | rec | yards | td | long | rec/g | avg/c | avg/g |
|-----------|---|-----|-------|----|------|-------|-------|-------|
| 2020      | 8 | 21  | 247   | 2  | 29   | 2.6   | 11.8  | 30.9  |
| TOTAL     | 8 | 21  | 247   | 2  | 29   | 2.6   | 11.8  | 30.9  |

### MAYER'S SEASON HIGHS

**Receptions:** 5 (2x), MR vs. Clemson  
**Receiving Yards:** 73, at Pitt  
**Long Reception:** 29, vs. Clemson  
**Receiving TDs:** 1 (2x), MR at Pitt  
**Rushes:** N/A  
**Rushing Yards:** N/A  
**Long Rush:** N/A  
**Rushing TDs:** N/A

### MAYER'S CAREER HIGHS

**Receptions:** 5 (2x), MR vs. Clemson (2020)  
**Receiving Yards:** 73, at Pitt (2020)  
**Long Reception:** 29, vs. Clemson (2020)  
**Receiving TDs:** 1 (2x), MR at Pitt (2020)  
**Rushes:** N/A  
**Rushing Yards:** N/A  
**Long Rush:** N/A  
**Rushing TDs:** N/A



## NICK MCCLOUD #4

Corner Back | 6-0 1/2 | 192 | Graduate Student  
Rock Hill, SC | South Point//NC State

### MCCLOUD'S NOTRE DAME CAREER STATS

| TACKLES | g | ua | a | total | tfl   | pd | ff | fr | blk | qbh |
|---------|---|----|---|-------|-------|----|----|----|-----|-----|
| 2020    | 8 | 16 | 6 | 22    | 2.0-3 | 8  | 0  | 2  | 0   | 0   |
| TOTAL   | 8 | 16 | 6 | 22    | 2.0-3 | 8  | 0  | 2  | 0   | 0   |

| INTERCEPTIONS | g | no. | yards | td | long | avg/r | avg/g |
|---------------|---|-----|-------|----|------|-------|-------|
| 2020          | 8 | 1   | 0     | 0  | 0    | 0.0   | 0.0   |
| TOTAL         | 8 | 1   | 0     | 0  | 0    | 0.0   | 0.0   |

### MCCLOUD'S SEASON HIGHS

**Tackles:** 5, vs. Duke  
**Tackles-for-Loss:** 1.0 (2x), MR vs. Clemson  
**Forced Fumbles:** N/A  
**Fumble Recoveries:** 2, vs. Clemson  
**Interceptions:** 1, at Pitt  
**INT Return Yards:** N/A  
**Pass Breakups:** 2 (2x), MR at Boston College

### MCCLOUD'S ND CAREER HIGHS

**Tackles:** 5, vs. Duke (2020)  
**Tackles-for-Loss:** 1.0 (2x), MR vs. Clemson (2020)  
**Forced Fumbles:** N/A  
**Fumble Recoveries:** 2, vs. Clemson (2020)  
**Interceptions:** 1, at Pitt  
**INT Return Yards:** N/A  
**Pass Breakups:** 2 (2x), MR at Boston College (2020)



## JAVON MCKINLEY #88

Wide Receiver | 6-2 | 215 | Graduate Student  
Corona, CA | Centennial

### MCKINLEY'S CAREER STATS

| RECEIVING | g  | rec | yards | td | long | rec/g | avg/c | avg/g |
|-----------|----|-----|-------|----|------|-------|-------|-------|
| 2018      | 4  | 0   | 0     | 0  | 0    | 0.0   | 0.0   | 0.0   |
| 2019      | 9  | 11  | 268   | 4  | 65   | 1.2   | 24.4  | 29.8  |
| 2020      | 8  | 24  | 414   | 0  | 45   | 3.0   | 17.2  | 51.8  |
| TOTAL     | 21 | 35  | 682   | 4  | 65   | 1.7   | 19.5  | 32.5  |

| RUSHING | g  | att | yards | td | long | avg/c | avg/g |
|---------|----|-----|-------|----|------|-------|-------|
| 2018    | 4  | 0   | 0     | 0  | 0    | 0.0   | 0.0   |
| 2019    | 9  | 0   | 0     | 0  | 0    | 0.0   | 0.0   |
| 2020    | 8  | 1   | 15    | 0  | 15   | 15.0  | 1.9   |
| TOTAL   | 21 | 1   | 15    | 0  | 15   | 15.0  | 0.7   |

### MCKINLEY'S SEASON HIGHS

**Receptions:** 5 (4x), MR vat Boston College  
**Receiving Yards:** 107, vs. Florida State  
**Long Reception:** 42, vs. Clemson  
**Receiving TDs:** N/A  
**Rushes:** 1, vs. Louisville  
**Rushing Yards:** 15, vs. Louisville  
**Long Rush:** 15, vs. Louisville  
**Rushing TDs:** N/A

### MCKINLEY'S CAREER HIGHS

**Receptions:** 5 (5x), MR at Boston College (2020)  
**Receiving Yards:** 107, vs. Florida State (2020)  
**Long Reception:** 65, vs. New Mexico (2019)  
**Receiving TDs:** 2, vs. New Mexico (2019)  
**Rushes:** 1, vs. Louisville (2020)  
**Rushing Yards:** 15, vs. Louisville (2020)  
**Long Rush:** 15, vs. Louisville (2020)  
**Rushing TDs:** N/A



## PAUL MOALA #13

Linebacker | 5-11 1/2 | 224 | Junior  
Mishawaka, IN | Penn

### MOALA'S CAREER STATS

| TACKLES | g  | ua | a  | total | tfl   | pd | ff | fr | blk | qbh |
|---------|----|----|----|-------|-------|----|----|----|-----|-----|
| 2018    | 7  | 1  | 0  | 1     | 0.0-0 | 0  | 0  | 0  | 0   | 0   |
| 2019    | 12 | 6  | 8  | 14    | 1.0-6 | 0  | 1  | 1  | 0   | 2   |
| 2020    | 3  | 5  | 2  | 7     | 0.0-0 | 0  | 0  | 0  | 0   | 0   |
| TOTAL   | 22 | 12 | 10 | 22    | 1.0-6 | 0  | 1  | 1  | 0   | 2   |

### MOALA'S SEASON HIGHS

**Tackles:** 5, vs. Duke  
**Tackles-for-Loss:** N/A  
**Sacks:** N/A  
**Forced Fumbles:** N/A  
**Fumble Recoveries:** N/A

### MOALA'S CAREER HIGHS

**Tackles:** 5, vs. Duke (2020)  
**Tackles-for-Loss:** 1.0, vs. Navy (2019)  
**Sacks:** N/A  
**Forced Fumbles:** 1, vs. Navy (2019)  
**Fumble Recoveries:** 1, vs. Navy (2019)



**OVIE  
OGHOUFO**

#29

**Defensive Line | 6-3 | 240 | Junior**

Lathrup Village, MI | Harrison

**OGHOUFO'S CAREER STATS**

| TACKLES | g  | ua | a  | total | tfl    | pd | ff | fr | blk | qbh |
|---------|----|----|----|-------|--------|----|----|----|-----|-----|
| 2018    | 0  | 0  | 0  | 0     | 0.0-0  | 0  | 0  | 0  | 0   | 0   |
| 2019    | 9  | 1  | 11 | 12    | 1.0-4  | 1  | 0  | 0  | 0   | 3   |
| 2020    | 7  | 6  | 3  | 9     | 1.5-9  | 0  | 0  | 0  | 0   | 1   |
| TOTAL   | 16 | 7  | 14 | 21    | 2.5-13 | 1  | 0  | 0  | 0   | 4   |

| SACKS | g  | ua | a | total | yards |
|-------|----|----|---|-------|-------|
| 2018  | 0  | 0  | 0 | 0.0   | 0     |
| 2019  | 9  | 0  | 2 | 1.0   | 4     |
| 2020  | 7  | 1  | 1 | 1.5   | 9     |
| TOTAL | 16 | 1  | 3 | 2.5   | 13    |

**OGHOUFO'S SEASON HIGHS****Tackles:** 3, at Pitt**Tackles-for-Loss:** 1.0, vs. Florida State**Sacks:** 1.0, vs. Florida State**Forced Fumbles:** N/A**Fumble Recoveries:** N/A**OGHOUFO'S CAREER HIGHS****Tackles:** 3 (3x), MR at Pitt (2020)**Tackles-for-Loss:** 1.0, vs. Florida State (2020)**Sacks:** 1.0, vs. Florida State (2020)**Forced Fumbles:** N/A**Fumble Recoveries:** N/A**JEREMIAH  
OWUSU-KORAMOAH**

#6

**Linebacker | 6-1 1/2 | 215 | Senior**

Hampton, VA | Bethel

**OWUSU-KORAMOAH'S CAREER STATS**

| TACKLES | g  | ua | a  | total | tfl     | pd | ff | fr | blk | qbh |
|---------|----|----|----|-------|---------|----|----|----|-----|-----|
| 2017    | 0  | 0  | 0  | 0     | 0.0-0   | 0  | 0  | 0  | 0   | 0   |
| 2018    | 2  | 0  | 0  | 0     | 0.0-0   | 0  | 0  | 0  | 0   | 0   |
| 2019    | 13 | 54 | 26 | 80    | 13.5-59 | 4  | 2  | 2  | 0   | 3   |
| 2020    | 8  | 24 | 11 | 35    | 8.5-34  | 2  | 2  | 1  | 0   | 2   |
| TOTAL   | 23 | 78 | 37 | 115   | 22.0-93 | 6  | 4  | 3  | 0   | 5   |

| SACKS | g  | ua | a | total | yards |
|-------|----|----|---|-------|-------|
| 2017  | 0  | 0  | 0 | 0.0   | 0     |
| 2018  | 2  | 0  | 0 | 0.0   | 0     |
| 2019  | 13 | 5  | 1 | 5.5   | 34    |
| 2020  | 8  | 1  | 1 | 1.5   | 11    |
| TOTAL | 23 | 6  | 2 | 7.0   | 45    |

| INTERCEPTIONS | g  | no. | yards | td | long | avg/r | avg/g |
|---------------|----|-----|-------|----|------|-------|-------|
| 2017          | 0  | 0   | 0     | 0  | 0    | 0.0   | 0.0   |
| 2018          | 2  | 0   | 0     | 0  | 0    | 0.0   | 0.0   |
| 2019          | 13 | 0   | 0     | 0  | 0    | 0.0   | 0.0   |
| 2020          | 8  | 1   | 0     | 0  | 0    | 0.0   | 0.0   |
| TOTAL         | 23 | 1   | 0     | 0  | 0    | 0.0   | 0.0   |

**OWUSU-KORAMOAH'S SEASON HIGHS****Tackles:** 9 (2x), MR vs. Clemson**Tackles-for-Loss:** 2.5, vs. Clemson**Sacks:** 1.0, vs. Duke**Forced Fumbles:** 1 (2x), MR vs. Clemson**Fumble Recoveries:** 1, vs. Clemson**Quarterback Hurries:** 1 (2x), MR at Pitt**Interceptions:** 1, at Pitt**INT Return Yards:** N/A**OWUSU-KORAMOAH'S CAREER HIGHS****Tackles:** 9 (5x), MR vs. Clemson (2020)**Tackles-for-Loss:** 4.0, vs. Iowa State (2019)**Sacks:** 3.0, vs. Iowa State (2019)**Forced Fumbles:** 1 (4x), MR vs. Clemson (2020)**Fumble Recoveries:** 1 (3x), MR vs. Clemson (2020)**Quarterback Hurries:** 1 (5x), MR at Pitt (2020)**Interceptions:** 1, at Pitt**INT Return Yards:** N/A**ADETOKUNBO  
OGUNDEJI**

#91

**Defensive Line | 6-3 3/8 | 268 | Graduate Student**

West Bloomfield, MI | Walled Lake Central

**OGUNDEJI'S CAREER STATS**

| TACKLES | g  | ua | a  | total | tfl     | pd | ff | fr | blk | qbh |
|---------|----|----|----|-------|---------|----|----|----|-----|-----|
| 2017    | 5  | 0  | 0  | 0     | 0.0-0   | 0  | 0  | 0  | 0   | 0   |
| 2018    | 13 | 12 | 11 | 23    | 3.0-14  | 1  | 2  | 0  | 0   | 2   |
| 2019    | 13 | 17 | 17 | 34    | 7.0-31  | 0  | 3  | 1  | 0   | 5   |
| 2020    | 8  | 8  | 6  | 14    | 3.5-17  | 0  | 0  | 1  | 0   | 5   |
| TOTAL   | 39 | 37 | 34 | 71    | 13.5-62 | 1  | 5  | 2  | 0   | 12  |

| SACKS | g  | ua | a | total | yards |
|-------|----|----|---|-------|-------|
| 2017  | 5  | 0  | 0 | 0.0   | 0     |
| 2018  | 13 | 1  | 1 | 1.5   | 8     |
| 2019  | 13 | 4  | 1 | 4.5   | 24    |
| 2020  | 8  | 3  | 1 | 3.5   | 17    |
| TOTAL | 39 | 8  | 3 | 9.5   | 49    |

**OGUNDEJI'S SEASON HIGHS****Tackles:** 4 (2x), MR at Georgia Tech**Tackles-for-Loss:** 2.0, vs. Florida State**Sacks:** 2.0, vs. Florida State**Forced Fumbles:** N/A**Fumble Recoveries:** 1, vs. Duke**OGUNDEJI'S CAREER HIGHS****Tackles:** 6 (2x), MR at Stanford (2019)**Tackles-for-Loss:** 3.0 vs. Boston

College (2019)

**Sacks:** 2.0 (2x), MR vs. Florida State (2020)**Forced Fumbles:** 1 (5x), MR at Stanford (2019)**Fumble Recoveries:** 1 (2x), MR vs. Duke (2020)**ISAIAH  
PRYOR**

#10

**Safety | 6-1 1/2 | 199 | Graduate Student**

Lawrenceville, GA | Archer//Ohio State

**PRYOR'S NOTRE DAME CAREER STATS**

| TACKLES | g | ua | a | total | tfl   | pd | ff | fr | blk | qbh |
|---------|---|----|---|-------|-------|----|----|----|-----|-----|
| 2020    | 8 | 8  | 0 | 8     | 1.0-7 | 0  | 1  | 0  | 0   | 1   |
| TOTAL   | 8 | 8  | 0 | 8     | 1.0-7 | 0  | 1  | 0  | 0   | 1   |

| SACKS | g | ua | a | total | yards |
|-------|---|----|---|-------|-------|
| 2020  | 8 | 1  | 0 | 1.0   | 7     |
| TOTAL | 8 | 1  | 0 | 1.0   | 7     |

**PRYOR'S SEASON HIGHS****Tackles:** 3, at Boston College**Tackles-for-Loss:** 1.0, at Pitt**Forced Fumbles:** 1, at Pitt**Fumble Recoveries:** N/A**Interceptions:** N/A**INT Return Yards:** N/A**Pass Breakups:** N/A**PRYOR'S ND CAREER HIGHS****Tackles:** 3, at Boston College

(2020)

**Tackles-for-Loss:** 1.0, at Pitt (2020)**Forced Fumbles:** 1, at Pitt (2020)**Fumble Recoveries:** N/A**Interceptions:** N/A**INT Return Yards:** N/A**Pass Breakups:** N/A

**SHAYNE  
SIMON**

#33

**Linebacker | 6-2 3/4 | 230 | Junior**

West Orange, NJ | St. Peter's Prep

**SIMON'S CAREER STATS**

| TACKLES | g  | ua | a  | total | tfl   | pd | ff | fr | blk | qbh |
|---------|----|----|----|-------|-------|----|----|----|-----|-----|
| 2018    | 9  | 2  | 2  | 4     | 0.5-2 | 1  | 0  | 0  | 0   | 0   |
| 2019    | 11 | 2  | 7  | 9     | 1.5-2 | 0  | 0  | 0  | 0   | 1   |
| 2020    | 7  | 8  | 4  | 12    | 1.0-1 | 3  | 0  | 0  | 0   | 1   |
| TOTAL   | 27 | 12 | 13 | 25    | 3.0-5 | 4  | 0  | 0  | 0   | 2   |

**SIMON'S SEASON HIGHS****Tackles:** 4, vs. Clemson**Tackles-for-Loss:** 1.0, vs. Clemson**Sacks:** N/A**Forced Fumbles:** N/A**Fumble Recoveries:** N/A**Quarterback Hurries:** 1, at Pitt**SIMON'S CAREER HIGHS****Tackles:** 4 [2x], MR vs. Clemson [2020]**Tackles-for-Loss:** 1.5 vs. Bowling Green [2019]**Sacks:** N/A**Forced Fumbles:** N/A**Fumble Recoveries:** N/A**Quarterback Hurries:** 1 [2x], MR at Pitt [2020]**MYRON  
TAGOVAILOA-AMOSA**

#95

**Defensive Line | 6-2 1/2 | 282 | Senior**

Ewa Beach, HI | Kapole

**TAGOVAILOA-AMOSA'S CAREER STATS**

| TACKLES | g  | ua | a  | total | tfl    | pd | ff | fr | blk | qbh |
|---------|----|----|----|-------|--------|----|----|----|-----|-----|
| 2017    | 13 | 7  | 5  | 12    | 1.5-6  | 0  | 0  | 0  | 0   | 0   |
| 2018    | 2  | 0  | 2  | 2     | 0.5-1  | 0  | 0  | 0  | 0   | 0   |
| 2019    | 12 | 13 | 9  | 22    | 2.5-5  | 1  | 0  | 1  | 0   | 6   |
| 2020    | 7  | 8  | 2  | 10    | 4.0-15 | 0  | 0  | 1  | 0   | 1   |
| TOTAL   | 34 | 28 | 18 | 46    | 8.5-27 | 1  | 0  | 2  | 0   | 7   |

| SACKS | g  | ua | a | total | yards |
|-------|----|----|---|-------|-------|
| 2017  | 13 | 0  | 0 | 0.0   | 0     |
| 2018  | 2  | 0  | 0 | 0.0   | 0     |
| 2019  | 12 | 0  | 1 | 0.5   | 1     |
| 2020  | 7  | 1  | 0 | 1.0   | 6     |
| TOTAL | 34 | 1  | 1 | 1.5   | 7     |

**TAGOVAILOA-AMOSA'S SEASON HIGHS****Tackles:** 4, vs. Duke**Tackles-for-Loss:** 1.0 [4x], MR at Georgia Tech**Sacks:** 1.0, at Pitt**Forced Fumbles:** N/A**Fumble Recoveries:** 1, at Georgia Tech**TAGOVAILOA-AMOSA'S CAREER HIGHS****Tackles:** 4 [2x], MR vs. Duke [2020]**Tackles-for-Loss:** 1.0 [7x], MR at Georgia Tech [2020]**Sacks:** 1.0, at Pitt [2020]**Forced Fumbles:** N/A**Fumble Recoveries:** 1 [2x], MR Georgia Tech [2020]**BEN  
SKOWRONEK**

#11

**Wide Receiver | 6-2 7/8 | 220 | Graduate Student**

Ft. Wayne, IN | Homestead//Northwestern

**SKOWRONEK'S NOTRE DAME CAREER STATS**

| RECEIVING | g | rec | yards | td | long | rec/g | avg/c | avg/g |
|-----------|---|-----|-------|----|------|-------|-------|-------|
| 2020      | 6 | 14  | 239   | 5  | 73   | 2.3   | 17.1  | 39.8  |
| TOTAL     | 6 | 14  | 239   | 5  | 73   | 2.3   | 17.1  | 39.8  |

**SKOWRONEK'S SEASON HIGHS****Receptions:** 5, at Boston College**Receiving Yards:** 107, at Pitt**Long Reception:** 73, at Pitt**Receiving TDs:** 3, at Boston College**Rushes:** N/A**Rushing Yards:** N/A**Long Rush:** N/A**Rushing TDs:** N/A**SKOWRONEK'S ND CAREER HIGHS****Receptions:** 5, at Boston College [2020]**Receiving Yards:** 107, at Pitt [2020]**Long Reception:** 73, at Pitt [2020]**Receiving TDs:** 3, at Boston College [2020]**Rushes:** N/A**Rushing Yards:** N/A**Long Rush:** N/A**Rushing TDs:** N/A**GEORGE  
TAKACS**

#85

**Tight End | 6-6 | 245 | Junior**

Naples, FL | Gulf Coast

**TAKACS' CAREER STATS**

| RECEIVING | g  | rec | yards | td | long | rec/g | avg/c | avg/g |
|-----------|----|-----|-------|----|------|-------|-------|-------|
| 2019      | 6  | 2   | 12    | 1  | 10   | 0.3   | 6.0   | 2.0   |
| 2020      | 7  | 1   | 7     | 0  | 7    | 0.1   | 7.0   | 1.0   |
| TOTAL     | 13 | 3   | 19    | 1  | 10   | 0.2   | 6.3   | 1.5   |

**TAKACS' SEASON HIGHS****Receptions:** 1, at Pitt**Receiving Yards:** 7, at Pitt**Long Reception:** 7, at Pitt**Receiving TDs:** N/A**Rushes:** N/A**Rushing Yards:** N/A**Long Rush:** N/A**Rushing TDs:** N/A**TAKACS' CAREER HIGHS****Receptions:** 1 [3x], MR at Pitt [2020]**Receiving Yards:** 10, vs. Boston College [2019]**Long Reception:** 10, vs. Boston College [2019]**Receiving TDs:** 1, at Duke [2019]**Rushes:** N/A**Rushing Yards:** N/A**Long Rush:** N/A**Rushing TDs:** N/A

**TOMMY TREMBLE**

#24

**Tight End | 6-4 | 248 | Junior**

Johns Creek, GA | Wesleyan

**TREMBLE'S CAREER STATS**

| RECEIVING | g  | rec | yards | td | long | rec/g | avg/c | avg/g |
|-----------|----|-----|-------|----|------|-------|-------|-------|
| 2018      | 0  | 0   | 0     | 0  | 0    | 0.0   | 0.0   | 0.0   |
| 2019      | 13 | 16  | 183   | 4  | 29   | 1.2   | 11.4  | 14.1  |
| 2020      | 8  | 15  | 158   | 0  | 27   | 1.9   | 10.5  | 19.8  |
| TOTAL     | 21 | 31  | 341   | 4  | 29   | 1.5   | 11.0  | 16.2  |

| RUSHING | g  | att | yards | td | long | avg/c | avg/g |
|---------|----|-----|-------|----|------|-------|-------|
| 2018    | 0  | 0   | 0     | 0  | 0    | 0.0   | 0.0   |
| 2019    | 13 | 0   | 0     | 0  | 0    | 0.0   | 0.0   |
| 2020    | 8  | 1   | 4     | 0  | 4    | 4.0   | 0.5   |
| TOTAL   | 21 | 1   | 4     | 0  | 4    | 4.0   | 0.2   |

**TREMBLE'S SEASON HIGHS****Receptions:** 5, vs. Duke**Receiving Yards:** 61, vs. USF**Long Reception:** 27, vs. USF**Receiving TDs:** N/A**Rushes:** 1, vs. USF**Rushing Yards:** 4, vs. USF**Longest Rush:** 4, vs. USF**Rushing TDs:** N/A**TREMBLE'S CAREER HIGHS****Receptions:** 5, vs. Duke (2020)**Receiving Yards:** 61, at USF (2020)**Long Reception:** 29, vs. New

Mexico (2019)

**Receiving TDs:** 1 (4x), MR at

Stanford (2019)

**Rushes:** 1, vs. USF (2020)**Rushing Yards:** 4, vs. USF (2020)**Longest Rush:** 4, vs. USF (2020)**Rushing TDs:** N/A**DREW WHITE**

#40

**Linebacker | 6-0 1/4 | 227 | Senior**

Boca Raton, FL | St. Thomas Aquinas

**WHITE'S CAREER STATS**

| TACKLES | g  | ua | a  | total | tfl     | pd | ff | fr | blk | qbh |
|---------|----|----|----|-------|---------|----|----|----|-----|-----|
| 2018    | 4  | 2  | 6  | 8     | 0.0-0   | 0  | 0  | 0  | 0   | 0   |
| 2019    | 13 | 48 | 32 | 80    | 8.0-17  | 1  | 0  | 2  | 0   | 2   |
| 2020    | 8  | 20 | 18 | 38    | 4.5-7   | 1  | 0  | 0  | 0   | 2   |
| TOTAL   | 25 | 70 | 56 | 126   | 12.5-24 | 2  | 0  | 2  | 0   | 4   |

| SACKS | g  | ua | a | total | yards |
|-------|----|----|---|-------|-------|
| 2018  | 4  | 0  | 0 | 0.0   | 0     |
| 2019  | 13 | 2  | 0 | 2.0   | 3     |
| 2020  | 8  | 0  | 0 | 0.0   | 0     |
| TOTAL | 25 | 2  | 0 | 2.0   | 3     |

**WHITE'S SEASON HIGHS****Tackles:** 9, vs. Clemson**Tackle-for-Loss:** 1.0 (3x), at Clemson**Sacks:** N/A**Forced Fumbles:** N/A**Fumble Recoveries:** N/A**WHITE'S CAREER HIGHS****Tackles:** 11, vs. Michigan (2019)**Tackle-for-Loss:** 2.0 (2x), MR at Georgia (2019)**Sacks:** 1.0 (2x), MR at Duke (2019)**Forced Fumbles:** N/A**Fumble Recoveries:** 1 (2x), MR vs. Boston

College (2019)

**CHRIS TYREE**

#25

**Running Back | 5-9 1/2 | 179 | Freshman**

Chester, VA | Thomas Dale

**TYREE'S CAREER STATS**

| RUSHING | g | att | yards | td | long | avg/c | avg/g |
|---------|---|-----|-------|----|------|-------|-------|
| 2020    | 8 | 59  | 334   | 2  | 45   | 5.7   | 41.8  |
| TOTAL   | 8 | 59  | 334   | 2  | 45   | 5.7   | 41.8  |

| RECEIVING | g | rec | yards | td | long | rec/g | avg/c |
|-----------|---|-----|-------|----|------|-------|-------|
| 2020      | 8 | 2   | 15    | 0  | 12   | 0.2   | 7.5   |
| TOTAL     | 8 | 2   | 15    | 0  | 12   | 0.2   | 7.5   |

| KICK RETURNS | g | no. | yards | td | long | avg/r | avg/g |
|--------------|---|-----|-------|----|------|-------|-------|
| 2020         | 8 | 15  | 320   | 0  | 38   | 21.3  | 40.0  |
| TOTAL        | 8 | 15  | 320   | 0  | 38   | 21.3  | 40.0  |

**TYREE'S SEASON HIGHS****Rushes:** 17, at Boston College**Rushing Yards:** 103, vs. Florida State**Longest Rush:** 45, vs. Florida State**Rushing TDs:** 1 (2x), MR vs. Florida State**Receptions:** 2, vs. Louisville**Receiving Yards:** 15, vs. Louisville**Long Reception:** 12, vs. Louisville**Receiving TDs:** N/A**Kickoff Returns:** 4 (2x), MR at Boston

College

**Kickoff Return Yards:** 90, vs. Duke**Kickoff Return TDs:** N/A**TYREE'S CAREER HIGHS****Rushes:** 17, at Boston College (2020)**Rushing Yards:** 103, vs. Florida State (2020)**Longest Rush:** 45, vs. Florida State (2020)**Rushing TDs:** 1 (2x), MR vs. Florida State (2020)**Receptions:** 2, vs. Louisville (2020)**Receiving Yards:** 15, vs. Louisville (2020)**Long Reception:** 12, vs. Louisville (2020)**Receiving TDs:** N/A**Kickoff Returns:** 4 (2x), MR at

Boston College (2020)

**Kickoff Return Yards:** 90, vs. Duke (2020)**Kickoff Return TDs:** N/A**JOE WILKINS JR.**

#18

**Wide Receiver | 6-1 1/2 | 190 | Junior**

North Fort Myers, FL | North Fort Myers

**WILKINS JR'S CAREER STATS**

| RECEIVING | g  | rec | yards | td | long | rec/g | avg/c | avg/g |
|-----------|----|-----|-------|----|------|-------|-------|-------|
| 2018      | 2  | 0   | 0     | 0  | 0    | 0.0   | 0.0   | 0.0   |
| 2019      | 5  | 0   | 0     | 0  | 0    | 0.0   | 0.0   | 0.0   |
| 2020      | 8  | 5   | 47    | 1  | 15   | 0.6   | 9.4   | 5.9   |
| TOTAL     | 15 | 5   | 47    | 1  | 15   | 0.3   | 9.4   | 3.1   |

**WILKINS JR'S SEASON HIGHS****Receptions:** 4, vs. Duke**Receiving Yards:** 39, vs. Duke**Long Reception:** 15, vs. Duke**Receiving TDs:** 1, at Georgia Tech**Rushes:** N/A**Rushing Yards:** N/A**Longest Rush:** N/A**Rushing TDs:** N/A**WILKINS JR'S CAREER HIGHS****Receptions:** 4, vs. Duke (2020)**Receiving Yards:** 39, vs. Duke (2020)**Long Reception:** 15, vs. Duke (2020)**Receiving TDs:** 1, at Georgia Tech

(2020)

**Rushes:** N/A**Rushing Yards:** N/A**Longest Rush:** N/A**Rushing TDs:** N/A



## KYREN WILLIAMS

#23

Running Back | 5-9 1/2 | 179 | Sophomore

Chester, VA | Thomas Dale

### WILLIAMS' CAREER STATS

| RUSHING | g  | att | yards | td | long | avg/c | avg/g |
|---------|----|-----|-------|----|------|-------|-------|
| 2019    | 4  | 4   | 26    | 0  | 14   | 6.5   | 6.5   |
| 2020    | 8  | 137 | 777   | 10 | 65   | 5.7   | 97.1  |
| TOTAL   | 12 | 141 | 803   | 10 | 65   | 5.7   | 66.9  |

| TOTAL OFFENSE | g  | rush | pass | total | avg/g |
|---------------|----|------|------|-------|-------|
| 2019          | 4  | 26   | 0    | 26    | 6.5   |
| 2020          | 8  | 777  | 0    | 777   | 97.1  |
| TOTAL         | 12 | 803  | 0    | 803   | 66.9  |

| RECEIVING | g  | rec | yards | td | long | rec/g | avg/c | avg/g |
|-----------|----|-----|-------|----|------|-------|-------|-------|
| 2019      | 4  | 1   | 3     | 0  | 3    | 0.2   | 3.0   | 0.8   |
| 2020      | 8  | 17  | 215   | 0  | 75   | 2.1   | 12.6  | 26.9  |
| TOTAL     | 12 | 18  | 218   | 0  | 75   | 1.5   | 12.1  | 18.2  |

| SCORING | g  | td | rush | rcv | ret | pat | 2pat | fg | total | avg/c |
|---------|----|----|------|-----|-----|-----|------|----|-------|-------|
| 2019    | 4  | 0  | 0    | 0   | 0   | 0   | 0    | 0  | 0     | 0.0   |
| 2020    | 8  | 10 | 10   | 0   | 0   | 0   | 0    | 0  | 60    | 7.5   |
| TOTAL   | 12 | 10 | 10   | 0   | 0   | 0   | 0    | 0  | 60    | 5.0   |

### WILLIAMS' SEASON HIGHS

Rushes: 25, vs. Louisville

Rushing Yards: 185, vs. Florida State

Longest Rush: 65, vs. Florida State

Rushing TDs: 3, vs. Clemson

Receptions: 4, at Boston College

Receiving Yards: 93, vs. Duke

Long Reception: 75, vs. Duke

Receiving TDs: N/A

### WILLIAMS' CAREER HIGHS

Rushes: 25, vs. Louisville (2020)

Rushing Yards: 185, vs. Florida State (2020)

Longest Rush: 65, vs. Florida State (2020)

Rushing TDs: 3, vs. Clemson (2020)

Receptions: 4, at Boston College

Receiving Yards: 93, vs. Duke (2020)

Long Reception: 75, vs. Duke (2020)

Receiving TDs: N/A



## BROCK WRIGHT

#89

Tight End | 6-4 1/2 | 255 | Senior

Cypress, TX | Cy-Fair

### WRIGHT'S CAREER STATS

| RECEIVING | g  | rec | yards | td | long | rec/g | avg/c | avg/g |
|-----------|----|-----|-------|----|------|-------|-------|-------|
| 2017      | 11 | 0   | 0     | 0  | 0    | 0.0   | 0.0   | 0.0   |
| 2018      | 12 | 2   | 12    | 1  | 9    | 0.2   | 6.0   | 1.0   |
| 2019      | 13 | 2   | 45    | 0  | 40   | 0.2   | 22.5  | 3.5   |
| 2020      | 8  | 3   | 21    | 0  | 11   | 0.4   | 7.0   | 2.6   |
| TOTAL     | 44 | 7   | 78    | 1  | 40   | 0.2   | 11.1  | 1.8   |

### WRIGHT'S SEASON HIGHS

Receptions: 2, vs. Florida State

Receiving Yards: 11, at Georgia Tech

Long Reception: 11, at Georgia Tech

Receiving TDs: N/A

Rushes: N/A

Rushing Yards: N/A

Longest Rush: N/A

Rushing TDs: N/A

### WRIGHT'S CAREER HIGHS

Receptions: 2, vs. Florida State (2020)

Receiving Yards: 40, vs. Bowling Green (2019)

Long Reception: 40, vs. Bowling Green (2019)

Receiving TDs: 1, at Wake Forest (2018)

Rushes: N/A

Rushing Yards: N/A

Longest Rush: N/A

Rushing TDs: N/A